


2001

MEDIA GUIDE





John McKay 1923-2001


Football is filled with prominent men who by the mere mention of their names brings to mind a legacy of innovation, strength, and success. Such is the case for John McKay, the first coach in Tampa Bay Buccaneers history. Simply stated, McKay or "The Coach" as he was affectionately referred to around the halls of One Buccaneer Place, is the single most important figure in the early days and history of the franchise.

"After a deliriously successful 16-year run as head coach of the University of Southern California Trojans which included four national championships, nine conference titles, five Rose Bowl victories, and three undefeated seasons, McKay set about the business of building the NFL's expansion Buccaneers.

"Although I was a part of those first few Tampa Bay teams which struggled, I was also there when Coach McKay led us in just four seasons to the NFC Central Division championship, a playoff win over the Philadelphia Eagles, and the club's first appearance in the NFC Championship Game. During my NFL career (1976-85), Coach McKay took us to the playoffs three times.

"His tenacity, fiercely competitive nature, confidence, and sharp wit were hallmarks that followed "The Coach" throughout his lifetime in victory and in defeat.

"The last few years, "The Coach" seemed quite happy. He was fiercely loyal to Corky, his wife of 50 years, loved his daughters, Michele and Terri, and relished the success of his sons, J.K., and Rich. There seemed to be a serene, picturesque balance to his life that is often desired, but seldom achieved.

"He will remain an inspiration to those who aspire to participate in 'America's passion' — pro football — as well as an institution and pioneer of greatness to the college game. 

Lee Roy Selmon,
Pro Football Hall of Fame (Class of 1995)
First player drafted by John McKay



More publications available at:

www.retroseasons.com/library/

TABLE OF CONTENTS

ADMINISTRATION

Malcolm Glazer	4-6
Bryan Glazer	7
Joel Glazer	8
Edward Glazer	9
Glazer Family Foundation	10-11
Rich McKay	12-14
Tony Dungy	15-18
Coaching Staff	19-33
All-Time Coaches Roster	34
Football Staff	35-42
Administration	43-47
Additional Staff	48-53
Staff Directory	54

VETERANS

Veteran Players	56-155
Career Statistics	156
How the Bucs were Built	157
Alphabetical Roster	158-159
Numerical Roster	160
Pronunciation Guide	160

ROOKIES

Draft Choices	162-168
Free Agents	169-176

2000 SEASON REVIEW

Regular Season Statistics	178-179
Preseason Statistics	180-181
Game-by-Game Team Statistics	182-185
Game-by-Game Individual Statistics	186-191
Participation Chart	192-193
Personnel Log	194-195
Last Time	196-197
Team Rankings	198
NFL Standings	199
Game Summaries	200-216

HISTORY

Historical Highlights	218-226
All-Time Honors	227-228
Pro Bowl Buccaneers	229
NFC Honors	230
Additional Awards	231
Year-by-Year Scores	232-237

Team-by-Team Results	238-240
Overtime Results	241-242
Prime Time Results	242-245
All-Time Attendance	245-246
All-Time Roster	247-256
Draft History	257-260
Trade History	260-262
Free Agency History	263-264
Year-by-Year Leaders	265-268
Home/Away Records	269
Year-by-Year Records	269
Year-by-Year Statistics	270-273
Franchise Milestones	273
Records by Date	274
Year-by-Year Season Summaries	275-299
Playoff Game Recaps	300-308

RECORDS

Individual Records	310-313
Team Records	313-316
Opponent Individual Records	317-318
Opponent Team Records	318-319
Two-Team Records	319
Half-Game Records	319-320
Rookie Records	320
Miscellaneous Records	320
Career Top Tens	321-324
Season Top Tens	324-325
Playoff Records	326-329
Top Individual Performances	330-335
Top Opponent Performances	335-339
Longest Plays	339-340

SIDELINES

John McKay	342-343
Lee Roy Selmon	344
Raymond James Stadium	345-349
Raymond James Financial	350-353
Bucs in the Community	354-358
Cheerleaders	359
Captain Fear, the Buccaneer	360
All-Time NFC Central Standings	361
Preseason Television	362
Radio Network	363
2001 NFL Schedule	364-365
2001 Opponents	367
Media Information	368

Credits

2001 Tampa Bay Buccaneers Media Guide

Executive Editor: **Reggie Roberts**
Managing Editor: **Jeff Kamis**
Assistant Editors: **Zack Bolno, Scott Smith,**
Kyle Thomas, Eric Allen
Editorial Assistance: **Jane Graves, Michelle Moore**

Layout and Design: **David Manes, Joan Patterson,**
Katy Pettis
Photography: **William Gárrow, Al Messerschmidt,**
Robert Rogers, Steve Dow,
Tom Wagner, Cliff Welch
Printer: **Hillsboro Printing, Tampa, FL**



TAMPA BAY BUCCANEERS 2001 SCHEDULE

Preseason

Mon.	8/13	MIAMI	8:00 PM	ESPN*
Sat.	8/18	at Cleveland	8:00 PM	UPN
Sat.	8/25	NEW ENGLAND	7:30 PM	UPN
Fri.	8/31	at Atlanta	7:30 PM	UPN

Regular Season

Sun.	9/9	at Dallas	1:00 PM	FOX
Sun.	9/16	PHILADELPHIA	1:00 PM	FOX
Sun.	9/23	BYE		
Sun.	9/30	at Minnesota	1:00 PM	FOX
Sun.	10/7	GREEN BAY	4:15 PM	FOX*
Sun.	10/14	at Tennessee	1:00 PM	FOX
Sun.	10/21	PITTSBURGH	1:00 PM	CBS
Sun.	10/28	MINNESOTA	1:00 PM	FOX
Sun.	11/4	at Green Bay	1:00 PM	FOX
Sun.	11/11	at Detroit	1:00 PM	FOX
Sun.	11/18	CHICAGO	1:00 PM	FOX
Mon.	11/26	at St. Louis	9:00 PM	ABC*
Sun.	12/2	at Cincinnati	1:00 PM	FOX
Sun.	12/9	DETROIT	1:00 PM	FOX
Sun.	12/16	at Chicago	1:00 PM	FOX
Sun.	12/23	NEW ORLEANS	1:00 PM	FOX
Sat.	12/29	BALTIMORE	9:00 PM	ABC*

All Times Eastern

*Nationally-Televised Game

TAMPA BAY BUCCANEERS

One Buccaneer Place • Tampa, FL 33607

PHONE NUMBERS

Main: (813) 870-2700 • Communications: (813) 554-1311

Communications Fax: (813) 878-0813 • Ticket Office: (813) 879-2827

COMMUNICATIONS DEPARTMENT

Director of Communications:	Reggie Roberts robertsr@buccaneers.nfl.com	Work: (813) 870-2700, ext. 303 Home: (813) 961-5081
Communications Manager:	Jeff Kamis kamisj@buccaneers.nfl.com	Work: (813) 870-2700, ext. 222 Home: (813) 835-1974
Communications Coordinator:	Zack Bolno bolnoz@buccaneers.nfl.com	Work: (813) 870-2700, ext. 264 Home: (813) 839-9697
Communications Assistant:	Kyle Thomas thomask@buccaneers.nfl.com	Work: (813) 870-2700, ext. 251 Home: (813) 835-4894
Administrative Assistant:	Julia O'Neal onealj@buccaneers.nfl.com	Work: (813) 870-2700, ext. 522 Home: (813) 689-1352

TRAINING CAMP

University of Tampa • 401 West Kennedy Boulevard • Tampa, FL 33603

Report Date: Sunday, July 29

Practice Fields: Pepin-Rood Stadium, North Blvd., west side of campus

Media Headquarters: Cafeteria/Trustees' Dining Room, North B St., east side of campus

CREDENTIAL INFORMATION/INTERVIEW POLICY

See Page 368

ADMINISTRATION



ADMINISTRATION

TEAM EXECUTIVES

Malcolm Glazer

OWNER/PRESIDENT



On January 16, 1995, he stepped to the podium, smiled and promised a winner. The crowd nodded and presumably chuckled. Malcolm I. Glazer had just paid a record price for an NFL team, but it was a team that was mired in a futile cycle. In a bottom-line business, the Tampa Bay Buccaneers were consistently hitting bottom, winning only 30 percent of their games over 19 seasons of existence. Few thought Glazer could buck that trend.

Almost five years to the day, Glazer stood in the southwest tunnel of the stadium he helped construct, joining a delirious crowd in watching his Buccaneers fend off Washington to advance to their first NFC Championship Game in 20 years. In 1999, Tampa Bay captured its first division title in 18 years, while setting club records with an 11-5 regular-season record and a 7-1 home mark. Tampa Bay followed that with another playoff appearance in 2000 and expectations are even higher for 2001.

"That was an amazing evening," Glazer says. "Our crowd was electric and I'm convinced that they helped fuel our magnificent fourth quarter comeback. That win was the direct result of years of tireless effort from our players, coaches and staff. Hopefully, we can go one step farther in 2001."

Now the rest of the Tampa Bay community is smiling along with Glazer. In six years, the Buccaneers have vaulted from the NFL's basement to within reach of the penthouse. Known among his league peers as an innovative thinker, Glazer has infused his team and employees with the determination and dedication to be the best in the NFL. Glazer's commitment to building a championship organization has provided the foundation for the team's rapid rise on the field. That success has resulted in a level of popularity and support that is unmatched in franchise history. The Buccaneers can boast a 54-46 (.540) record and two playoff wins under Glazer's watch, easily the most successful stretch in club annals.

Glazer has successfully constructed a multi-faceted plan, which calls for stable ownership, a talented coaching staff, knowledgeable personnel executives and a solid business partnership within the Tampa/St. Petersburg communities. The most visible aspect of this plan's success is Tampa Bay's state-of-the-art Raymond James Stadium, which hosted Super Bowl XXXV this past January. Dubbed the "Crown Jewel of the NFL" by many league insiders, Raymond James Stadium offers an unmatched game-day atmosphere for fans and players alike. All 25 regular-season and playoff

games at the stadium have been sellouts, and the Bucs can boast a gaudy 20-5 record at home. In fact, Tampa Bay's season ticket waiting list has eclipsed the 20,000 mark.

"We said back in 1995 that with the help of Buccaneers fans in the Tampa Bay area, we would build a stadium the community would be proud of," Glazer says. "Raymond James Stadium is that promise come to fruition."

Now that the stadium is complete, Glazer has turned his attention to constructing the team's new training facility, scheduled to open in 2003. The facility will be a three-story building containing approximately 150,000 square-feet of space, a state-of-the-art strength training area, three practice fields, outdoor jogging paths and access control security outlets including a technologically advanced satellite link to the NFL office in New York City.

"Just like our stadium, our training facility and administrative offices will be among the finest in the NFL," Glazer says. "To ensure that our facility will be the best, we sent our football and administrative staffers to visit what we felt were the best NFL training facilities and, in some cases, the best collegiate facilities in the country. We instructed our people to take notes and photographs, and to design their respective areas the way they wanted them to be once the facility is finished. The information our people returned with was amazing. Our plan is to take that information, present it to the architects, and let them create the NFL's best training facility."

Financially and philosophically, Glazer and his sons continue to demonstrate how a franchise can change its identity from perennial also-rans into championship contenders both on and off the field. In 2000, the Buccaneers proved to be major players in free agency, signing three Pro Bowl players to boost their offense. Tampa Bay signed two-time Pro Bowl C Jeff Christy as an unrestricted free agent, then inked his former Vikings linemate, 11-time Pro Bowl G Randall McDaniel. And on the eve of the draft, Tampa Bay pulled off the biggest move of the free agency period, trading two first-round picks to the New York Jets for two-time Pro Bowl WR Keyshawn Johnson. This offseason, Tampa Bay grabbed two of the most sought-after free agents in QB Brad Johnson and DE Simeon Rice, signing both to five-year deals.

ADMINISTRATION

Couple those bold moves with some of Glazer's previous offseason maneuvers, and you have a solid football foundation for seasons to come. During the 1997 offseason, Glazer extended the contracts of head coach Tony Dungy, general manager Rich McKay and defensive tackle Warren Sapp, the 1999 NFL Defensive Player of the Year. Glazer also provided the necessary financial support over the ensuing two years to allow McKay to extend the contracts of All-Pro FB Mike Alstott, All-Pro LB Derrick Brooks and All-Pro S John Lynch, as well as key contributors like Pro Bowl CB Donnie Abraham, CB Ronde Barber, LB Shelton Quarles and T Jerry Wunsch.

"We have and will continue to do all of the necessary things the team needs to do to win a championship," Glazer says. "We just have to remain focused and play up to our capabilities. The rest will take care of itself."

At the conclusion of the 1996 season, Glazer spearheaded massive changes at One Buccaneer Place, home of the team's administrative offices and practice facility, which included more than 20,000 square feet of new office space, a revamped season ticket and club seat purchasing operation, upgraded computers and more than 90 additional employees working to make the Buccaneers one of the most respected organizations in all of the professional sports.

Additionally, Glazer, after many years in business, continues to display his personal trademark of accomplishing the "impossible."

He devoted a significant amount of time working to make the organization more fan-friendly by greatly expanding fan activities at Buccaneer home games through the formation of the club's special events department in 1997. His mandate to increase player and coach visibility in the community was reflected in the more than 700 appearances made by Buccaneer players, coaches and front office officials last year, including nationally-acclaimed programs such as LB Derrick Brooks' "Brooks' Bunch" trip to Africa, RB Warrick Dunn's "Home for the Holidays" initiative and T Jerry Wunsch's "Jerry's Journey" program.

"It is important for us to succeed on the field, but I want us to be good citizens in our community as well," Glazer says. "We are role models. Children and adults look up to us. I want us to set the right example."

Glazer's input has been sought on the league level as well, as evidenced by his position on the NFL's Finance Committee, one of the most prestigious working groups of owners in the league.

Glazer is president and chief executive officer of First Allied Corporation. First Allied serves as a holding company for Glazer's varied business interests.

A true American success story, Glazer began working in his father's watch-parts business at the age of eight. When Glazer was 15, his father died and the son assumed responsibility for the family business and expanded it.

Glazer owns, or has owned, a diverse portfolio of nationwide investments whose interests include food service equipment, food packaging and food supplies, marine protein, broadcasting, health care, real estate, banking, natural gas and oil protection, Internet publications, stocks, government securities and corporate bonds. He has been profiled in the *New York Times*, *USA Today*, and *Forbes Magazine*, which stated that Glazer has "an eye for value."

Glazer's philanthropic and charitable activities have included significant local involvement through the Glazer Family Foundation.

The Foundation, the charitable arm of the Tampa Bay Buccaneers, is dedicated to assisting charitable and educational causes in the West Central Florida region. The Foundation works with established not-for-profit organizations that work with youth and families to help identify and create programs that support positive social and economic development within our communities. The Foundation has made large strides in its two years of existence by contributing more than one million dollars in cash, grants, tickets and merchandise.

In ongoing programs, the Foundation continues its "Cheering You On" Buccaneers teddy bear distribution to every pediatric patient admitted to five Bay area hospitals and two in Orlando. To date, more than 40,000 bears have been given away. In the past two NFL seasons, more than 2,000 young people representing 53 organizations have attended Buccaneers home games as participants in the Game Day Guest Program. The Foundation also contributed \$75,000 for the 10 Buccaneers wins during the 2000 season to the Tampa Bay Sports Commission, an organization that promotes amateur athletics. This brings the total donation to the Sports Commission to \$300,000.

In special projects, the Foundation partnered with Friends of the Library to encourage summer reading. This program enabled youth to receive a free Buccaneers bookmark when they checked out a book from public libraries throughout six Bay area counties.

"The Foundation provides us the opportunity to give back to a community that supports us in so many ways," Glazer says. "We concluded a very successful year and look forward to continuing our out-reach programs."

A resident of Palm Beach, Florida, Malcolm Glazer was born in Rochester, New York. He and his wife, Linda, have six children: Avram, Kevin, Bryan, Joel, Ed and Darcie.



MALCOLM GLAZER'S RECONSTRUCTION OF THE BUCCANEERS

In 1995, Malcolm Glazer paid a record price for a professional football team that had a 19-year winning percentage of .307. Nevertheless, he predicted success on the field; in fact, practically his first words uttered as new owner of the Tampa Bay Buccaneers were, "We expect to be winners."

Six years later, the Buccaneers are enjoying one of the most remarkable turnarounds in recent sports history. Below is a chronology of the events that led to the Buccaneers being termed a "model franchise" in the NFL.

- Just months after buying the team, Glazer announces that his first priority is to build a new state-of-the-art stadium in the Tampa Bay area. After passage of the Community Investment Tax, plans are unveiled for the 66,000-seat facility (Raymond James Stadium) which hosted Super Bowl XXXV on January 28, 2001.
- On January 22, 1996, Glazer hires Tony Dungy as the sixth head coach in team history, proclaiming the former Minnesota Vikings defensive coordinator as "not only one of the finest coaches, but one of the finest people in the NFL." Glazer's words seem prophetic as Dungy directs the team to a 10-6 record in 1997 and a club-record 11-5 mark in 1999 en route to Tampa Bay's first NFC Central Division title in 18 years.
- On April 9, 1997, the Buccaneers unveil new, hard-hitting uniforms sporting primary colors of red and pewter. The team's new look is enthusiastically embraced by players and fans.
- In his continuing efforts to transform the organization into one of the league's model franchises, Glazer undertakes a complete overhaul of the team's front office in 1996, greatly expanding the sales and marketing staffs to meet the team's growing demands.
- Glazer shows his long-term commitment to bringing a championship to Tampa Bay by extending the contracts of key football personnel in 1998. Beginning with a new five-year deal for Dungy, Glazer also locks up General Manager Rich McKay and cornerstone player DT Warren Sapp. The Bucs then sign FB Mike Alstott, LB Derrick Brooks and S John Lynch, among others, to long-term deals.
- Glazer and his sons open Raymond James Stadium in grand style with a 27-15 victory over the Chicago Bears before a crowd of 66,321 fans. After trailing 15-0 at halftime, the Buccaneers storm back with 27 unanswered points to defeat the Bears. Tampa Bay's win is the first of 20 in 25 games over three seasons at RJS.
- After signing Pro Bowl linemen Jeff Christy and Randall McDaniel to shore up the offensive line, Glazer gives McKay the go-ahead to trade both 2000 first-round picks to the New York Jets for WR Keyshawn Johnson. The Bucs then sign Johnson to an eight-year contract.
- Tampa Bay lands two of the biggest names on the free-agent market in 2001, signing Pro Bowlers QB Brad Johnson and DE Simeon Rice to five-year contracts.

TEAM EXECUTIVES

Bryan Glazer

EXECUTIVE VICE PRESIDENT



Entering his seventh season as the Executive Vice President of the Tampa Bay Buccaneers, Bryan Glazer's leadership has been instrumental in the team's ascension through the National Football League ranks. During Glazer's tenure, the club has become one of the most recognizable and successful franchises in the NFL, as well as one of the most technologically advanced clubs in all of professional sports.

An instrumental force in his family's purchase of the Buccaneers in 1995, Glazer has been the driving force in improving every aspect of the club's influence both nationally and in the Tampa/St. Petersburg communities. His commitment to the organization and the local community culminated with the club's effort in constructing the finest facility in professional sports – 66,000-seat Raymond James Stadium, which hosted Super Bowl XXXV this past January.

Along with brothers Joel and Edward, Bryan oversees the day-to-day operation of the franchise, including financial operations, marketing and communications. Since the purchase of the team, he has devoted a significant amount of his efforts to such massive projects as the development and construction of Raymond James Stadium, the overhaul of the team's logo, colors and uniforms and the restructuring and expansion of the Buccaneers' staff.

Since Glazer assumed his current role with the club, the Buccaneers have posted a 54-46 record, including two playoff wins and have reached the postseason in three of the last four years — easily the most successful stretch in franchise annals.

Under Glazer, Tampa Bay has become a perennial playoff team and a Super Bowl contender, attracting some of the top free agent talent over the past two seasons. This past offseason, the Buccaneers signed two Pro Bowlers in QB Brad Johnson and DE Simeon Rice. In 2000, Tampa Bay inked a pair of Pro Bowl offensive linemen in C Jeff Christy and G Randall McDaniel, and then pulled off the biggest trade in franchise history by acquiring two-time Pro Bowl WR Keyshawn Johnson from the New York Jets.

During the construction of Raymond James Stadium, Glazer worked alongside stadium architects and contractors to produce his vision of what the premier stadium in the NFL should resemble. Glazer oversaw all phases of the construction of Raymond

James Stadium, where the Buccaneers boast a 20-5 record. The state-of-the-art stadium features such amenities as 19-inch wide seats with chairbacks, cupholders, and armrests, concourse televisions, full color replay boards at both ends of the stadium, one of the most sophisticated scoreboard systems in all of professional sports and the centerpiece of the stadium – the luxurious club seats and air-conditioned club lounges that make Tampa Bay's three-year home the envy of the NFL. In fact, the club's season ticket waiting list is now more than 20,000.

Glazer also created the club's "Pewter Partners" concept, which rewards the Buccaneers' 17 corporate sponsors with deeper advertising packages, reduced advertising clutter and unprecedented customer service.

In 1996-97, Glazer worked closely with designers and graphic artists from NFL Properties in New York and Los Angeles to develop and refine the Buccaneers' new logo, which was successfully unveiled before an estimated crowd of 5,000 frenzied Buccaneer fans at the Tampa Bay Convention Center on April 9, 1997.

The new logo, which drew rave reviews from such national media outlets as *USA Today*, *Fox Sports*, the *New York Times*, and the *Washington Post*, consists of a skull and crossed swords on a blood-red, wind-swept flag that is displayed on unique pewter-colored helmets. The modifications, based on research of Caribbean buccaneer history, were the first significant changes to the logo and uniform in the team's 22-year history.

A native of Rochester, the 36-year-old Glazer makes countless community and charitable appearances on behalf of the organization, and is a member of the Board of Directors of the Ronald McDonald House and Florida 2012, the organization working to bring the 2012 Summer Olympic Games to the Tampa Bay and Central Florida area. Glazer earned his bachelor's degree in broadcast communications from American University in 1986 prior to completing his law degree from Whittier College School of Law in 1989.



TEAM EXECUTIVES

Joel Glazer

EXECUTIVE VICE PRESIDENT



Now in his seventh year as Executive Vice President, Joel Glazer had a single vision, shared by all members of the Glazer family when they acquired the Tampa Bay Buccaneers in 1995 – build a franchise from the ground up, one that would become one of the most respected and successful franchises in the National Football League.

Under Glazer, the Buccaneers have become a model franchise by securing the top free agent talent over the past two seasons. This past off-season, Tampa Bay signed Pro Bowlers QB Brad Johnson and DE Simeon Rice to five-year contracts. In 2000, the Buccaneers grabbed a pair of Pro Bowl offensive linemen in C Jeff Christy and G Randall McDaniel, and then pulled off the biggest trade in franchise history by acquiring two-time Pro Bowl WR Keyshawn Johnson from the New York Jets.

After successfully negotiating an agreement to acquire the Buccaneers in 1996, Glazer, along with his brothers Bryan and Edward, began the day-to-day duties of overseeing all aspects of the organization. The first building block came in June of 1995, when they recognized a "diamond in the rough" in general manager Rich McKay. Glazer signed McKay to a long-term contract, thus stabilizing the foundation of the Buccaneers' football operations. Following the 1995 season, after a long and exhaustive search headed by McKay, a consensus was formed on the selection of Tony Dungy as Tampa Bay's head coach. The hiring of Dungy, now heralded as one of the NFL's elite head coaches, provided the next building block for the franchise.

With the key football personnel in place, Glazer turned his attention to other vital elements of building a successful franchise, namely the front office and the stadium. After completely reorganizing the front office, bringing in talented people from a variety of backgrounds, Glazer worked tirelessly alongside Bryan and McKay to build a community consensus for local approval of what would later become Raymond James Stadium. Glazer and his brother set out to design a stadium deemed worthy of a first-class organization, thereby creating a winning environment and revolutionizing the fan's experience and comfort at a stadium. They visited approximately 25 different stadiums, drawing from their experiences as fans and ultimately shaping every detail of RJS.

A massive undertaking, the stadium opened on time and budget to rave reviews, earning nods as the "crown jewel of the NFL." Raymond James Stadium featured amenities never before seen in modern stadiums, including the 24'x92' BucVision video

boards now emulated at all new stadiums. However, the true signature of Raymond James Stadium is Buccaneer Cove, featuring the 103' larger-than-life replica pirate ship.

After securing a top-notch general manager and head coach, as well as jumpstarting a new stadium, the stage was set to put a final stamp on the rebirth of the franchise. The team needed a new look. Glazer, along with Bryan, worked closely with NFL Properties to create a dynamic look that would illustrate the attitude and class of the franchise. The result was a complete logo and uniform redesign, introduced to rave reviews. Buccaneers merchandise sales immediately soared throughout the country, vaulting the Buccaneers into the top of NFL merchandise sales almost immediately. On the field, the new look helped create the attitude of a winner. In fact, Tampa Bay's season ticket waiting list is now more than 20,000 strong.

Throughout the construction of RJS, Glazer created the sales and marketing strategies and campaigns that led to record season ticket club seat, luxury suite and group sales. In addition to helping create the club's prestigious corporate "Pewter Partners," Glazer's other duties include overseeing the organization's annual budgets and establishing the club's strategic planning in marketing, community relations, public relations, ticketing and luxury suite relations.

Glazer is currently leading the design and construction of the team's new state-of-the-art training facility. Once completed, it is expected to be one of the premier training facilities in all of sports.

In addition to his duties within the Buccaneers organization, Glazer also represents the team at all NFL Owners' Meetings.

Since moving to Tampa in 1995, Glazer has been very active in the Tampa Bay community. Glazer Family Foundation programs such as "Cheering You On," "Prevent Blindness" and the "Ticket Rewards" programs are just a few of the programs he takes great pride in. In addition, Glazer has been an active member of the Super Bowl Task Force, Tampa Chamber of Commerce Board of Directors and the Outback Bowl Advisory Committee.

Glazer, 34, earned his bachelor's degree in interdisciplinary studies from American University in 1989. The Rochester, New York native lives in Tampa with his wife Angela.

TEAM EXECUTIVES

Edward Glazer

EXECUTIVE VICE PRESIDENT



Since joining the club as Executive Vice President in 1997, Edward Glazer has made significant contributions to the Buccaneers and the Tampa Bay community. Overseeing all aspects of the club's administrative offices, Glazer has aggressively worked to implement comprehensive improvements at each level of the organization.

In 1999, Glazer spearheaded the development, design and construction of www.buccaneers.com, the team's official website. Upon its introduction, the *New York Times* said [Buccaneers.com](http://www.buccaneers.com) "bustles with information" and was "potent." In addition, the Tampa Bay Advertising Federation recognized [Buccaneers.com](http://www.buccaneers.com) as the region's top interactive media effort by awarding it a "Best of the Bay" Addy Award in 1999 and 2000.

Leading the Buccaneers' Community Relations objectives and initiatives, Glazer works closely with local, regional and national non-profit agencies in an effort to take the Buccaneers' philanthropic efforts to a national level. Over the past few seasons, the Buccaneers have been recognized by several national media outlets including the CBS Evening News, CNN, *The Sporting News* and HBO's *Inside the NFL* as one of the most charitable teams in the league with programs such as running back Warrick Dunn's "Homes for the Holidays," Derrick Brooks' "Brooks' Bunch," and Jerry Wunsch's "Jerry's Journey."

Under Glazer's leadership, the Buccaneers founded the Student Advisory Board in 1999. This program takes high school students inside the workings of a NFL team. The students get to participate in game day operations, meet coaches and players and also get involved with volunteerism in the Tampa Bay community. Glazer teaches a resume workshop to help the students as they search for employment.

Glazer also works closely with the Glazer Family Foundation, helping implement new programs, including the "Cheering You On" program that gives every child admitted to a local hospital a Buccaneers teddy bear and activity book.

Glazer, along with his brother Joel, continue to oversee all aspects of the team's sales campaign, including television, radio and outdoor billboards, which have resulted in unprecedented season-ticket sales. In fact, the club's season ticket waiting list has more than 20,000 requests. In 1998

the brothers were the driving force behind the Buccaneers' nationally recognized club seat sales film designed to educate fans about the luxurious club seating available at Raymond James Stadium. The film, hosted by ABC Sports Al Michaels, won such prestigious awards as the Communicator Crystal Award and the Telly Award for short film. By winning a Telly, the club seat film was singled out as one of the year's most outstanding non-network video productions and received notable mention in various film and trade publications across the country.

Edward is also heavily involved, along with his brothers Bryan and Joel, in the design of the Buccaneers' new training facility. This new facility scheduled to open in 2003 will be a technological marvel and set a new standard of excellence for training facilities in the NFL.

One of Glazer's most popular concepts with the fans has been the "Buccaneer Battle Flags." Each time the Buccaneer offense penetrates the opposition's "red zone," the red flags are raised throughout the stadium. This dramatic game enhancement has quickly become a signature at Buccaneer home games.

Glazer and his wife Shari live in Tampa and are deeply committed to providing aid and assistance in their community. Shari is actively involved with organizing the charity work of the Buccaneer Women's Organization, which annually hosts children from the Boys and Girls Clubs, The Spring, Joshua House and the Children's Home at local petting zoos and cultural events at the Tampa Bay Performing Arts Center. Shari has volunteered her time at many local charities, including Camp Good Days and Special Times, the Children's Cancer Center, and the Tampa Aids Network, where she has served as co-chairperson for the Tampa AIDS Walk for the past two years. Last year Shari was named honorary co-chair for the Susan G. Komen Tampa Bay Race for the Cure.

Edward Glazer was born in Rochester, New York and earned a bachelor's degree from Ithaca College.



ADMINISTRATION

GLAZER FAMILY FOUNDATION



**GLAZER FAMILY
FOUNDATION**

The Glazer Family Foundation, the charitable arm of the Tampa Bay Buccaneers, is dedicated to assisting charitable and educational causes in the West Central Florida region. The Glazer Family Foundation works with established not-for-profit organizations that work with youth and families to help identify and create programs that support positive social and economic development within our communities.

Making A Difference

“Cheering You On”

Hospital Program

An ongoing program that provides all pediatric patients admitted to five Bay area hospitals and two in Orlando with a Tampa Bay Buccaneers stuffed teddy bear and activity book. Since December 1999, the Foundation has distributed more than 40,000 bears and books to children and teens.



“Youth With Promise”

In the past two NFL seasons, more than 2,000 young people representing 53 organizations in West Central Florida have attended Buccaneers home games as participants in the Game Day Program. The youth were chosen to attend games based on incentive programs, positive behavior and academic performance. Organizations may apply to be Game Day Guests by downloading an application from the Foundation’s website.



Bi-annual Grants

In 2000, the Foundation implemented a bi-annual “mini” grant program that focuses on youth in the areas of general health, safety, education and recreation. A total of \$50,000 was given out to 30 Bay area non-profit organizations during the Grant 2000 Program.

Applications for 2001 can be downloaded from the Foundation’s website and are accepted from May 1st to June 15th and September 1st to October 15th.



Tampa Bay Sports Commission

The Tampa Bay Buccaneers have committed to donate up to two million dollars over a 30-year period to the Tampa Bay Sports Commission. This contribution promotes the development of amateur sports in Hillsborough and Pinellas Counties. The team donates \$7,500 for every Buccaneers victory and has donated \$300,000 to date since 1997.



www.glazerfamilyfoundation.com

GLAZER FAMILY FOUNDATION

Make Reading Your Goal

The Foundation partnered with Friends of the Library to encourage summer reading. This program enabled youth to receive a free Buccaneers bookmark when they checked out a book from their local public library over the summer. A total of 100,000 bookmarks were distributed to more than 50 library branches in Hillsborough, Pinellas, Pasco, Polk, Manatee and Sarasota Counties. The Foundation was recognized by the Hillsborough County Board of County Commissioners for its support of the public library system.



Boy Scouts of America

The Foundation purchased 1,000 uniforms, including shirts and neckerchiefs, for the Gulf Ridge Council Boy Scouts. This contribution enabled disadvantaged boys in seven Bay area counties to participate in the Boy Scouts and Cub Scouts.



Jackson Heights Community Center



The Foundation donated \$125,000 to the NFL Youth Education Town (YET) Center. The contribution helped provide a youth football field at the Jackson Heights Community Center in East Tampa. The community center will open in January 2002 and will give children access to a gymnasium, computers, cultural activities and community service projects.

Holiday Food Drive

In 2000, the Foundation teamed up with Divine Providence Food Bank and Raymond James Financial for its first holiday food drive. More than 20 tons of food were collected from fans and distributed back to the Tampa Bay community through America's Second Harvest Food Bank Network.



VERONICA COSTELLO

Executive Director



Veronica Costello was one of the first senior executive staff members hired by the Glazer family during the reconstruction of the Buccaneers' front office in 1996.

As Executive Director of the Foundation, she is responsible for all aspects of the Foundation, including its business plan, budget, contributions, public relations and special events. She created and launched the bi-annual grant program and devised other Foundation programs and projects. She also oversees the Foundation's website and works on various ownership projects.

Costello was initially hired as Vice President of Sales Administration, overseeing the team's general, club and luxury suite sales. In Spring 1999, after managing record sales goals, Costello accepted the position with the newly organized Glazer Family Foundation. Before joining the Buccaneers, she worked with Tucker/Hall, focusing on corporate positioning, issue management and community relations. Prior to that, she was the Director of Public Affairs for Hill and Knowlton, Florida. Her extensive government experience includes Central Florida District Assistant to U.S. Senator Bob Graham and eight years working with the Florida Legislature in Tallahassee.

Costello, a Florida native, is a graduate of Florida State University. She is on the Board of Directors for the Florida Sports Foundation and the Tampa Bay Sports Commission. She is also a member of the Council on Foundations, Florida Funders Group, Leadership Tampa Alumni and the University Club.

Costello and her husband Harry, live in Tampa. She has two stepsons, Brian and Mark.



TEAM EXECUTIVES

Rich McKay

GENERAL MANAGER



It is unique in the complex financial era of today's NFL that a franchise could have 12 current or former Pro Bowl performers on its roster. But Buccaneers general manager Rich McKay has successfully accomplished this feat, positioning the team into annual playoff contenders and a perennial favorite to compete for the Super Bowl.

McKay's value to the Buccaneer franchise is immeasurable. Numbers alone cannot tell the story, but some just cannot be ignored. Take into account that prior to McKay's arrival as the team's general manager, Tampa Bay had a total of just 18 Pro Bowl selections in the club's first 20 seasons. But since 1995, the Buccaneers have had 29 Pro Bowl honorees, including a league-high and team-record nine players this past February. In all, 12 players have been to the Pro Bowl over the last few seasons, representing 50% of Tampa Bay's starting lineup.

McKay has worked diligently to provide the Buccaneers with Pro Bowl caliber talent, developing the club through the draft and adding veteran leadership and depth through free agency the past two offseasons.

After Tampa Bay reached the playoffs for the third time in four seasons in 2000, McKay ventured into the free agent market by landing one of the league's biggest prizes in Pro Bowl QB Brad Johnson. Johnson, who brings nine years of experience to an already talent-laden offense, boasts the best completion percentage (61.8%) among all active quarterbacks. On March 23, Tampa Bay followed by inking one of the league's premier pass rushers, DE Simeon Rice, to a five-year deal. Rice joins an already imposing defensive line that set a club record with 55 sacks last season. Tampa Bay's defensive line now features four former first-round draft selections: Rice, DE Marcus Jones, DT Anthony McFarland and All-Pro DT Warren Sapp, who racked up a franchise-record 16.5 sacks last year. In addition, McKay re-signed a pair of starters - CB Ronde Barber and T Jerry Wunsch - who have developed into key contributors over the past two seasons.

The signing of high profile free agents continues a trend that began after the 1999 season. McKay capped off Tampa Bay's most ambitious offseason in club history by signing perennial Pro Bowlers C Jeff Christy and G Randall McDaniel to re-tool the Buccaneer offensive line. McKay followed by pulling

the trigger on the biggest trade in franchise history one day prior to the draft, acquiring two-time Pro Bowl WR Keyshawn Johnson, who posted a team-high 71 receptions and eight touchdowns in his first season in Tampa Bay. Mix those aggressive steps with the in-season contract extensions of Pro Bowler John Lynch and Jones, and it is evident that McKay has positioned the Buccaneers for long-term success.

Entering his 10th season with the club and seventh overall as the team's general manager, McKay supervises the entire football operation of the Buccaneers and negotiates player contracts. Additionally, McKay presides over the club's college and pro personnel departments, including the NFL draft, waiver wire transactions, trades, free agency acquisitions and salary cap management.

Prior to McKay's arrival, the Buccaneers struggled, posting 10 consecutive losing seasons from 1985-94. Tampa Bay's record over that 10-year stretch was 43-117 (.269). But McKay's tenure as general manager has produced a 52-44 regular-season

Draft Accolades

Prior to this year's draft, *The Sporting News* ranked all 31 NFL teams in several categories based on the previous five drafts (1996-2000). The Buccaneers were the only organization in the entire league to receive an "A" rating in that publication.

record (.542) and three playoff appearances, easily the most successful run in club history. Tampa Bay has the second-most wins in the NFC (29) over the last three seasons and the third-most victories in the conference (39) over the previous four years.

McKay has nurtured a team from the ground up, arguably utilizing draft picks better than any executive in the league over the past seven seasons. The main architect of Tampa Bay's last seven drafts, McKay has guided the Buccaneers from one of the worst drafting teams in the NFL to one of the league's best in a relatively short period of time. In

2000, Tampa Bay posted their second consecutive 10-win season for the first time in club history. That followed a 1999 campaign in which the Buccaneers set a franchise record with 11 wins en route to its first NFC Central Division title since 1981. Adopting a philosophy based on on-field production rather than game-breaking potential, McKay has developed into one of the more astute and crafty draft-day technicians in the NFL.

In six of the seven NFL drafts from 1993-1999, the Buccaneers selected at least one player that has gone on to become a Pro Bowl performer for the Buccaneers. That impressive list includes: S John Lynch (1993 draft), QB Trent Dilfer (1994), Sapp (1995), LB Derrick Brooks (1995), CB Donnie Abraham (1996), FB Mike Alstott (1996), RB Warrick Dunn (1997) and K Martin Gramatica (1999). During the 1997 season, the Buccaneers sent a NFL-high eight players to the Pro Bowl. It marked the first time in team history that more than three Buccaneers attended the league's post-season all-star event. Five Buccaneers earned Pro Bowl nods in 1998 and Tampa Bay sent six players (five of them starters) to Honolulu after advancing to the NFC Championship Game in 1999. As for last season, a league-high and team-record nine players made the trip to Hawaii, including six as starters.

Under McKay's leadership, the 1994-2000 drafts have been the major focal point in turning the team's fortunes around. During that span, 24 of the Buccaneers' 54 draft picks remain on the team's roster. Entering this season, 15 of Tampa Bay's 24 projected starters were draft choices made under McKay's direction. During the 1995-97 seasons, McKay positioned the team with a league-high six first-round selections over that three-year time period.

Prior to this year's draft, *The Sporting News* ranked all 31 NFL teams in several categories based on the previous five drafts (1996-2000). The Buccaneers were the only organization in the entire league to receive an "A" rating in that publication.

Additionally, *The War Room* 2000 preseason publication named McKay NFL Executive of the Year.

"McKay is not only one of the brightest executives in the NFL, but he is also one of the most decent," the publication stated. "If you ask a lot of so-called experts, they look at the Tampa Bay Buccaneers as a model of how to run an NFL franchise."

During the 1998 offseason, McKay was appointed co-chairman of the NFL's prestigious Competition Committee, replacing retired New York Giants General Manager George Young. Since 1994, McKay has served on the committee of NFL coaches and executives who study the game and pass rules modifications to ensure player safety while promoting competitiveness in the league.

During his tenure as a Competition Committee member, McKay has played a vital role in helping secure such progressive rules changes as instant replay, the two-point conversion, the spotting of missed field goals from the point of the kick, and moving of the kickoff spot from the 35-yard line to the 30-yard line.

In 1996, McKay coordinated the team's search for a new head coach following the 1995 season, which culminated in the hiring of Tony Dungy. Dungy's unparalleled leadership, combined with McKay's familiarity with personnel matters, have

Under McKay, the Bucs have become a model franchise, a perennial playoff team and a Super Bowl contender by consistently drafting well and handling free agency better than other teams.

— *Houston Chronicle*

produced the foundation for one of the league's best teams. Only two head coach and general manager combinations in the NFL have been together longer than Dungy and McKay.

McKay began his tenure with the Buccaneers as Vice President of Football Administration from 1992-94. Prior to joining the Buccaneers, McKay represented a number of professional sports teams on a variety of stadium issues regarding acquisitions, financing, and debt service. Additionally, he played a key role in securing the club's new state-of-the-art stadium — Raymond James Stadium — which hosted Super Bowl XXXV this past January. McKay, along with Buccaneers Executive Vice Presidents Bryan and Joel Glazer, negotiated the terms for the lease of Raymond James Stadium with Tampa Mayor Dick Greco and Hillsborough County Administrator Dan Kleman.

Before joining the Buccaneers on a full-time basis, McKay was an attorney with the Tampa law firm of Hill, Ward, and Henderson, joining them in 1986. While in that position, he served as the team's legal counsel for six years and helped facilitate the reworking of the team's lease agreement with the Tampa Sports Authority in 1991.

McKay, who also taught a course in sports/entertainment law at Stetson University's College of Law, earned his bachelor's degree in 1981 from Princeton University. He graduated from Stetson's College of Law in 1984 and clerked for two years for Tampa U.S. District Judge William Terrell Hodges.



ADMINISTRATION

McKay is the son of the late legendary coach John McKay, who won four national championships at the University of Southern California and was the first head coach in Buccaneers history (1976-84). Born in Eugene, Oregon, McKay grew up in Los Angeles and Tampa, graduating from Tampa's Jesuit High School where he was the football team's starting quarterback. An avid long distance runner, he has participated in and finished two New York City Marathons.

McKay and his wife, Terrin, have two sons, Hunter and John, and reside in Tampa.

Pro Bowl Splurge

Since Rich McKay assumed the reins of general manager in 1995, the Buccaneers can boast 29 Pro Bowl selections, including a league-high and club-record nine this past season. Prior to 1995, Tampa Bay had 18 Pro Bowl selections in 20 seasons.

Rich McKay's Draft-Week Dealing

General Manager Rich McKay has helped shape the Buccaneers' build-through-the-draft approach and has made that philosophy work with extensive maneuvering during draft week. Below is a look at McKay's most important draft-related moves over the last seven years.

- Traded TE Harold Bishop to Cleveland in 1995 for a second-round pick in the 1996 draft, which was used to select four-time Pro Bowl FB Mike Alstott. Bishop had been selected by Tampa Bay in the third round in 1994 and had been activated in six games with no starts as a rookie.
- Traded the seventh overall selection in the 1995 draft (and a third-round pick) to the Philadelphia Eagles for three draft picks which included the 12th overall selection. This trade allowed the Buccaneers to select four-time Pro Bowl DT Warren Sapp with the 12th overall pick and later enabled Tampa Bay to package the additional draft picks to obtain another first round selection in the first round of that same draft. The Buccaneers used that pick to select four-time Pro Bowl LB Derrick Brooks.
- Traded restricted free agent QB Craig Erickson to Indianapolis in 1995 for a first-round draft choice in 1996, which was used to select DE Marcus Jones.
- Traded a 1996 second-round pick to San Diego for the Chargers' first-round choice in 1997. That pick was eventually used to select all-rookie WR Reidel Anthony, the team's leading receiver in '98. The Buccaneers' six first-round picks over a three-year span (1995-97) were the most by any NFL team in that period.
- Traded the Buccaneers' first-round pick in 1998 draft to Oakland for two of the Raiders' second-round picks. With these second-round picks, Tampa Bay then selected WR Jacquez Green and CB Brian Kelly.
- Traded the Buccaneers' second-round pick in 1998 to San Diego in exchange for the Chargers' first-round pick in 2000.
- Traded the Buccaneers' two first-round picks in 2000 to the New York Jets for two-time Pro Bowl WR Keyshawn Johnson.
- Traded Tampa Bay's first and second round picks in 2001 to the Buffalo Bills for their first-round selection (14th overall). With the pick they selected OT Kenyatta Walker.

COACHING STAFF

Tony Dungy

HEAD COACH



When Tampa Bay stumbled to a 3-4 record to start off the 2000 campaign, Buccaneers head coach Tony Dungy heard the advice, suggestions and ideas from all the critics about what was wrong with his team. Dungy understood the Bay Area community's frustration; he had been through this once before. Just one year earlier, Dungy and the Buccaneers started out 3-4 in 1999, before rallying to win eight of their last nine games en route to winning the NFC Central Division title and advancing to the franchise's first NFC Championship appearance in 20 years.

Riding a four-game losing streak following a loss to the Detroit Lions on national television, Dungy, as he did the previous season, patiently explained at his weekly press conference that there would not be any

three seasons and the third-most victories (39) over the past four seasons.

One of the most popular and respected head coaches in the NFL, Dungy has been pivotal in helping extend the contracts of core players on the club's roster. Pro Bowlers CB Donnie Abraham, FB Mike Alstott, LB Derrick Brooks, S John Lynch and DT Warren Sapp all have re-signed long-term contracts during Dungy's tenure. Dungy's stellar reputation has also helped attract the top free agent talent in the league. During the 2000 offseason, the Buccaneers had their most ambitious offseason in club history, inking a pair of Pro Bowl free agents in C Jeff Christy and G Randall McDaniel. Tampa Bay then followed by pulling off the biggest trade in franchise history by acquiring two-time Pro Bowl WR Keyshawn Johnson. And this offseason, Dungy landed a pair of Pro Bowlers, signing QB Brad Johnson and DE Simeon Rice. All five players cited Dungy as one of the primary reasons for joining the Buccaneers.

"I think I'd be hard-pressed to find a man in the NFL whom I respect more — as a coach, as a person, as a motivator, as a human being who will have meaning in his players' lives long after they stop playing football — than Tampa Bay coach Tony Dungy. There are more good guys per square inch in the Bucs' locker room than in any locker room in the NFL, and Dungy is a big reason why."

— *Sports Illustrated's Peter King*

"I think I'd be hard-pressed to find a man in the NFL whom I respect more — as a coach, as a person, as a motivator, as a human being who will have meaning in his players' lives long after they stop playing football — than Tampa Bay coach Tony Dungy," *Sports Illustrated's Peter King* wrote after the 1999 NFC Championship Game. "There are more good guys per square inch in the Bucs' locker room than in any locker room in the NFL, and Dungy is a big reason why."

brash personnel moves or drastic changes to his football team. Still, while many hit the panic button after the loss to the Lions, Dungy never wavered — not with his players, not with his coaches and not with his inherent philosophy on how to win football games. He was certain that his players and coaching staff would respond to the challenge. While others continued to disagree with Dungy's motives, no one could argue with the final outcome. Tampa Bay rallied in the second half of the season, winning seven of its last nine games to post a club-record second consecutive 10-win season.

Along the way, Dungy (45-35) became the all-time winningest coach in franchise history after Tampa Bay defeated the defending Super Bowl Champion St. Louis Rams, 38-35, in an emotional come-from-behind win in front of a nationally televised audience on Monday Night Football. More importantly, the Buccaneers' victory over the Rams propelled Tampa Bay into the playoffs for the third time in four seasons.

Over the last four seasons, Dungy has led his troops to easily the most successful run in franchise history. Under Dungy, who also holds the best winning percentage in club history with a .563 mark, Tampa Bay has the second-most wins in the NFC (29) over the last

When Dungy was named the Buccaneers' sixth head coach in 1996, he was not intimidated by the franchise's share of disappointments during the previous two decades. Dungy instead embraced the challenge and his reward is one of the top teams in the National Football League. The Buccaneers are now synonymous with the Bay Area, playing to sold-out crowds and monopolizing the banter about town. Has there been a more surprising turnaround in recent professional sports? You be the judge. In the 10 seasons prior to Dungy's arrival, the Bucs posted a 43-111 (.279) mark with nine double-digit loss seasons and no playoff appearances. Entering his sixth season, Dungy has posted the aforementioned franchise-best 45-35 (.563) record with three post-season appearances and two playoff wins.

Under the watch of Dungy, the Buccaneers also sent a league-high and team-record nine players to the Pro Bowl last season. Tampa Bay's six starters — Alstott, Brooks, Christy, McDaniel, Lynch and



ADMINISTRATION

Sapp — were also the most in the NFL and a club record. Abraham, RB Warrick Dunn and K Martin Gramatica also joined their teammates in Hawaii.

Dungy, long considered one of the game's great defensive minds, watched his defensive troops finish among the top 10 in the NFL in overall defense for the fourth straight season in 2000. The Buccaneers, one of the league's most imposing defenses, established a single-season record with 55 sacks and tied a mark with five defensive touchdowns. In 2000, turnovers continued to be a staple of Dungy's alert and aggressive scheme. During Tampa Bay's second-half surge, the defense forced 27 turnovers over a nine-game stretch, resulting in 73 points. Dungy's defenses have been known for takeaways and scoring TDs. In his last 18 seasons, his units have scored an amazing 56 defensive TDs. In fact, since the 1970 AFL-NFL merger, only nine teams have scored as many as seven defensive touchdowns in a season and four of those have come under Dungy's guidance.

The defense produced three first-team All-Pros for the second consecutive season: Brooks, Lynch and Sapp. In the club's first 23 seasons of

appearance was its first in 15 years. On March 11, 1998, Dungy was awarded with a new five-year contract that essentially voided out the terms of his original contract and ensured he would be with the team through the 2002 season.

Dungy was named head coach of the Buccaneers on January 22, 1996. Eleven months later, he guided his club to victories in five of their final seven games, including five consecutive victories at home. The strong finish would serve as an early indicator of the organization's rise the following year. Dungy's first NFL victory was a 24-13 win in Tampa over his former employer, the Minnesota Vikings.

When Dennis Green became the Minnesota Vikings' head coach in 1992, he named Dungy as his defensive coordinator. In his four seasons with the Vikes, his defenses intercepted an NFL-best 95 passes as the team qualified for post season play three times. In 1995, Dungy's troops racked up impressive statistics. The Vikes finished second in the NFL in takeaways with 40, ranked second in the league in INTs with 25, ended up fourth in the NFL against the rush and were tied for first in the NFC and fourth in the NFL in sacks with 44.

Dungy directed another successful defensive effort for the Vikings in 1994 despite having fewer first-round picks (one) than any other playoff defense. Minnesota ranked first in the NFL in defensive

NFC Wins Last Three Seasons (1998-2000)

- | | |
|--------------|----|
| 1. Minnesota | 36 |
| 2. Tampa Bay | 29 |
| 3. Green Bay | 28 |

NFC Wins Last Four Seasons (1997-2000)

- | | |
|--------------|----|
| 1. Minnesota | 45 |
| 2. Green Bay | 41 |
| 3. Tampa Bay | 39 |



existence, Tampa Bay could boast only five first-team All-Pro selections. While the Buccaneers' defense corralled some well-deserved accolades, Dungy's offense showed signs of improvement, despite a low statistical ranking. The Buccaneers set records for points scored (388), touchdowns (43) and average per rush (4.2) last season.

In 1999, Dungy led the Buccaneers to their first NFC Central title since 1981. Tampa Bay also concluded the regular season with a franchise-record 11 wins and its seven wins set a club record. Tampa Bay then rallied from a 13-0 deficit to defeat Washington 14-13 in the divisional playoff round, vaulting the Buccaneers to their first NFC Championship since 1979. Tampa Bay, a 14-point underdog to St. Louis, nearly pulled off the upset before falling 11-6.

In 1998, the Buccaneers also ranked first in the NFC in defense, second overall. The offense finished second in the NFC with 2,148 rushing yards, the second-best effort in club annals. Dungy's 1997 season served as the launching pad for his team's rise to prominence. Dungy was selected as the Professional Coach of the Year by the Maxwell Football Club after guiding the Bucs to a 10-6 mark and a wild card win over Detroit. Tampa Bay's playoff

TDs with seven, first in the league in run defense, was fifth in the NFL in total defense, tied for first in the NFC in fumble recoveries with 16, fourth in the conference in takeaways with 34 and tied for fifth in the NFC with 36 sacks. The Vikings' league-best 68.1 rushing yards allowed per game was the fourth-best in NFL history and the top league mark in 30 years (Buffalo 65.2 in 1964). Three of the four NFC Defensive Players of the Month for the '94 campaign were Vikings. CB Anthony Parker established a new NFL record with a defensive score in three consecutive games while CB Dewayne Washington tied a league rookie record with three defensive scores for the season.

In 1993, under the direction of Dungy, the Vikes boasted the NFL's top-ranked defense (275.3 yards per game). Minnesota was also the league's only team to rank in the top six defenses against both the run and the pass. Only the defenses of the Vikings, Oilers and Jets produced more than one shutout in '93. Dungy's corps also led the NFC and ranked second in the NFL in interceptions with 24, was third in the NFC in takeaways with 34, paced the league in fewest first downs permitted (259), was number one in highest percent of opponents' passes intercepted (5%) and finished fourth in the conference in sacks with 45.

In his first year with Minnesota (1992), Dungy's defense had five new starters yet still led the NFL in INTs with 28, ranked first in the NFC and second in the NFL with 42 takeaways, tied for the league lead in defensive touchdowns with eight (NFL's best total in eight years), and tied for third in the NFL in sacks with 51. Additionally, the Viking defense was second in the league in yards allowed per play (4.5), finished first in the NFL in fewest yards allowed per pass play, had the NFL's lowest percentage of TD passes allowed (2.4 percent), finished third in the league in fewest TDs allowed with 23, ranked eighth in the NFL in total defense and was seventh in the NFL against the pass. Four Vikings defensive players were selected to participate in the Pro Bowl.

From 1989-91, Dungy was the defensive backs coach for the Kansas City Chiefs under head coach Marty Schottenheimer. In 1989, the Chiefs finished first in the AFC and second in the NFL in pass defense while the club qualified for the playoffs in 1990 and '91. From 1989-90, Kansas City allowed both the second fewest completions in the NFL (503 behind Minnesota's 470) and the league's second lowest completion percentage (51.2 percent behind Philadelphia's 48.5 percent). Under Dungy's guidance, CBs Albert Lewis and Kevin Ross were two-time Pro Bowl selections.

Dungy's first NFL coaching stop was with the Pittsburgh Steelers from 1981-88. In '81, he became the youngest assistant coach in the NFL (25) when he joined the Steelers as a defensive assistant. From 1982-83, Dungy served as Pittsburgh's defensive backs coach, tutoring such Steeler stars as Mel Blount and Donnie Shell. In 1983, the Steelers' secondary permitted just seven TD passes in 16 games. In 1984, Dungy became the youngest coordinator in the NFL when, at the age of 28, the Steelers tabbed him to run their defense. Pittsburgh's "D" ranked among the league's top six in each of his first two seasons as coordinator and, in his five years in that position, his defenses averaged 24 INTs and 37 takeaways per season while scoring 20 TDs (including a league-best seven in 1987).

Dungy began his coaching career in 1980 at the age of 24 when he served as the defensive backs coach at the University of Minnesota (his alma mater). As a player, Dungy was a quarterback at the University of Minnesota from 1973-76. He finished his Golden Gopher career as the schools all-time leader in pass attempts (576), completions (274), passing yards

(3577) and touchdown passes (25). Dungy also rushed 413 times for 1,345 yards and 16 touchdowns. A two-time team Most Valuable Player, Dungy played in the East-West Shrine Game, the Hula Bowl and the Japan Bowl. At the time he completed his college career, he ranked fourth in Big Ten history in total offense behind Mike Phipps, Archie Griffin and Bob Griese. As a junior, he established a single-season school record with 15 TD passes while leading the Big Ten and ranking fifth nationally in both total offense and passing. As a freshman, Dungy played for the 1973-74 Gophers varsity basketball team, averaging 2.6 points per game before ultimately concentrating on football. He earned a bachelor's degree in business administration.

Following his UM career, Dungy signed as a free agent with the Steelers in May, 1977. In training camp, he was converted from quarterback to wide receiver to safety, and he impressed the Pittsburgh coaching staff sufficiently to become the first free agent to make the team's final roster in two years. Dungy appeared in 14 games as a rookie and notched three INTs. In a '77 game against the Houston Oilers, Steeler QBs Terry Bradshaw and Mike Kruczek were both injured and Dungy completed three of eight passes for 43 yards and rushed three times for eight yards. He had the unusual experience of picking off a pass and throwing an INT in the same game.

In 1978, Dungy played in all 16 games and, despite starting just two contests, he ranked second in the AFC with six INTs. He saved the Steelers' 15-9 victory over the Cleveland Browns with an end zone interception on the game's final play which he returned 65 yards. Dungy played in the Steelers' 35-31 victory over the Dallas Cowboys in Super Bowl XIII. During training camp in 1979 (8/21), Dungy was traded to the San Francisco 49ers in exchange for a 1980 10th-round draft choice. He participated in 15 games for the 49ers in '79. Prior to the 1980 campaign (3/27), Dungy was dealt to the New York Giants along with RB Mike Hogan in exchange for WR Jimmy Robinson and CB Ray Rhodes.

Since arriving in the Tampa Bay area, Dungy and his wife, Lauren, have been very active in community affairs. Dungy has done extensive work as a speaker for the Fellowship of Christian Athletes and Athletes in Action. In 1997, he launched Mentors for Life, a program which provides tickets to Buccaneer home games to area youth and their mentors. Additionally, he has been a large supporter of a variety of

Coach Dungy at a Glance

1973-76	University of Minnesota, player	1982-83	Pittsburgh Steelers, Defensive Backs Coach
1977-78	Pittsburgh Steelers, player	1984-88	Pittsburgh Steelers, Defensive Coordinator
1979	San Francisco 49ers, player	1989-91	Kansas City Chiefs, Defensive Backs Coach
1980	University of Minnesota, Defensive Backs Coach	1992-95	Minnesota Vikings, Defensive Coordinator
1981	Pittsburgh Steelers, Defensive Assistant Coach	1996-01	Tampa Bay Buccaneers, Head Coach



ADMINISTRATION

children's charitable programs such as Family First, Big Brothers/Big Sisters, Boys & Girls Clubs, the Prison Crusade Ministry and foster parenting organizations. Lauren has volunteered regularly at The Spring, a shelter for abused women and children, as well as the First Baptist Church of College Hill lunch program.

Born Anthony Kevin Dungy on October 6, 1955, in Jackson, Michigan, he graduated from Parkside High School in Jackson. He and Lauren, have four children: daughter Tiara, and sons James, Eric and Jordan.

Dungy's NFL Statistics

YEAR	TEAM	G-S	TACK.	ASST.	TOTAL	FR	FF	INT.	YDS.
1977	Pittsburgh	14-0	12	5	17	0	0	3	37
1978	Pittsburgh	16-2	18	4	22	2	2	6	95
1979	San Francisco	15-8	20	0	20	1	0	0	0
TOTALS		45-10	50	9	59	3	2	9	132

Additional Stats

Rushing: 3 for 8 yds. in 1977

Passing: 3 of 8 for 43 yds., 2 ints. in 1977

Buccaneer All-Time Coaches Records

(Regular Season Only)

YEAR	HEAD COACH	W-L-T
1976-84	John McKay	44-88-1
1985-86	Leeman Bennett	4-28-0
1987-90 (a)	Ray Perkins	19-41-0 (a) First 13 games of 1990
1990-91 (b)	Richard Williamson	4-15-0 (b) Last 3 games of 1990
1992-95	Sam Wyche	23-41-0
1996-00	Tony Dungy	45-35-0

THE TONY DUNGY ERA (1996-PRESENT)

BEFORE (1976-1995) 20 seasons

1. Posted a winning percentage of .307 (94-213-1).
2. Won 10 games in a season once.
3. Made three playoff appearances (one in every 6.7 seasons).
4. Won one playoff game.
5. Claimed a division title every 10 years (two titles).
6. Teams won five or more home games in a season just four times.
7. Bucs claimed more than three road wins in a year just once.
8. Played one prime-time contest every two seasons (10 total appearances).
9. Had 18 Pro Bowl appearances (an average of less than one per season).
10. A player was named AP All-Pro first-team twice (an average of one every 10 seasons).
11. Ranked in the Top 10 in the NFL in total defense three times.
12. Played before sellout crowds 42 times in 154 home games (27 percent).
13. Scored 35 or more touchdowns in a single-season four times (once in every five seasons).

AFTER (1996-present) 5 seasons

1. Bucs own a .563 winning percentage (45-35 record).
2. Won 10 or more games in a season three times.
3. Made three playoff appearances (one in every 1.7 seasons).
4. Won two playoff games.
5. Captured a division title every five years (one title).
6. Team has won five or more home games every season, including a club-record seven in 1999.
7. Club has won four or more road contests three times in five seasons.
8. Appeared on prime-time an average of two times per season (10 total games).
9. Totaled 29 Pro Bowl selections (nearly six per season).
10. An average of two players per season have been named first-team AP All-Pro (10 times total).
11. Ranked in the Top 10 in the NFL in total defense four times.
12. Played before sellout crowds 28 times in 40 home games (70 percent).
13. Scored 35 or more touchdowns in a single-season three times (once in every 1.7 seasons).

COACHING STAFF

Mark Asanovich

STRENGTH AND CONDITIONING COACH

7TH NFL SEASON, 6TH WITH BUCCANEERS



Mark Asanovich enters his sixth season as the team's strength and conditioning coach. Asanovich oversees all aspects of the club's strength and conditioning program, including the highly successful four-month off-season voluntary workout program. The voluntary off-season conditioning program continues to be one of the most highly attended off-season programs in the National Football League, boasting a participation level from eligible roster players of nearly 100 percent.

Under Asanovich's guidance, the Buccaneers have upgraded virtually every facet of their weight training facilities. Asanovich provides each Buccaneer player with a clearly defined road map on how he will reach his full potential in areas of conditioning, nutrition, and strength training.

Asanovich spent the 1995 NFL season as assistant strength and conditioning coach for the Minnesota Vikings. Prior to joining the Vikings, Asanovich worked from 1987-95 as the strength and conditioning coach at Anoka (MN) High School. During his tenure there, the school captured state football championships in 1990 and 1994. Anoka also won state titles in soccer (1989), wrestling (1991), and basketball (1992) during his nine years at the school. Asanovich came to Anoka after spending 1986 in a similar capacity at The Citadel.

In 1984, Asanovich was hired as a graduate assistant coach at Ohio State as the Buckeyes won the Big Ten title and played in the Rose Bowl that season. That same year, he also worked as the strength and conditioning coach at Grove City (Ohio) High School. Asanovich was promoted to assistant strength and conditioning coach at Ohio State the following year as the team went 9-3 and defeated Brigham Young in the Citrus Bowl.

While in Minnesota, Asanovich was a member of the Governor's Council for Health and Physical Fitness and also was on the Executive Board of the Minnesota Association of Physical Education, Health, Exercise, Recreation, and Dance. He was also one of the first 15 coaches certified by the National Strength Conditioning Association.

Asanovich earned his bachelor's degree in special education from St. Cloud State and his master's in strength training and athletic conditioning from Ohio State. A native of Duluth, Minnesota, Asanovich played guard and linebacker at the city's East High School. He and his wife, Allisen, reside in Odessa with their daughter, Haley KayLynn.

COACH ASANOVICH AT A GLANCE

1984	Ohio State, Graduate Assistant Strength Coach
1985	Ohio State, Assistant Strength and Conditioning Coach
1986	The Citadel, Strength and Conditioning Coach
1987-95	Anoka (Minn.) High School, Strength and Conditioning Coach
1995	Minnesota Vikings, Assistant Strength and Conditioning Coach
1996-01	Tampa Bay Buccaneers, Strength and Conditioning Coach



COACHING STAFF

Joe Barry

LINEBACKERS COACH

2ND NFL SEASON, 1ST WITH BUCCANEERS

Joe Barry, who spent the 2000 season as defensive quality control coach for the San Francisco 49ers, was named Tampa Bay's linebackers coach on February 8, 2001.

Barry spent the 1999 season coaching linebackers under John Robinson at UNLV. Prior to that, he worked with linebackers and defensive ends at Northern Arizona for three seasons from 1996-98.

Barry was a three-year letterwinner as a linebacker at Southern Cal and then worked as a defensive graduate assistant for two seasons (1994-95) at USC. He served as a co-captain during his senior year in 1993.

Barry's father, Mike, has served as the offensive line coach for the University of Tennessee since 1998. Barry joins his father-in-law, Rod Marinelli, on the defensive staff of the Buccaneers, where Marinelli has coached the defensive line for the last five seasons.

Barry and his wife, Christine, have two daughters, Camryn and Lauren.



COACH BARRY AT A GLANCE

1996-98	Northern Arizona, Linebackers/Defensive Ends Coach
1999	UNLV, Linebackers Coach
2000	San Francisco 49ers, Defensive Quality Control Coach
2001	Tampa Bay Buccaneers, Linebackers Coach

Jim Caldwell

QUARTERBACKS COACH

1ST NFL SEASON, 1ST WITH BUCCANEERS

Jim Caldwell was named Tampa Bay's quarterbacks coach on February 8, 2001 after serving as head coach at Wake Forest for the past eight seasons (1993-2000).

Caldwell has coached on the collegiate level for more than two decades. In 1999, Caldwell led the Demon Deacons to their first winning season and the school's first bowl game since 1992 — Wake Forest defeated Arizona State 23-3 in the Aloha Bowl. During Caldwell's tenure, Wake Forest ranked among the nation's Top 25 teams in passing offense on four different occasions, including 10th in the NCAA in 1995. That season, QB Rusty LaRue established seven NCAA passing records.

Before leading the Demon Deacons program, Caldwell served as an assistant coach at Southern Illinois (1978-80), Northwestern (1981), Colorado (1982-84), Louisville (1985) and Penn State (1986-92). Caldwell first joined Penn State's staff as its wide receivers coach. He then coached

quarterbacks the following season and added passing game coordinator responsibilities in 1988.

At Penn State, Caldwell tutored QB Kerry Collins, who went on to win the Davey O'Brien Award as the nation's top college quarterback and the Maxwell Award as the nation's most outstanding player. Caldwell has coached in six bowl games and won a national championship with Penn State in 1986.

Caldwell was a four-year starter as a defensive back at the University of Iowa and worked as a graduate assistant for the Hawkeyes in 1977.

Caldwell and his wife, Cheryl, have four children: Jimmy, Jermaine, Jared and Natalie.



COACH CALDWELL AT A GLANCE

1977	Iowa, Graduate Assistant
1978-79	Southern Illinois, Defensive Backs Coach
1980	Southern Illinois, Defensive Coordinator/Defensive Backs Coach
1981	Northwestern, Defensive Backs Coach
1982	Colorado, Outside Linebackers Coach
1983-84	Colorado, Quarterbacks/Wide Receivers Coach
1985	Louisville, Defensive Backs Coach
1986	Penn State, Wide Receivers Coach
1987	Penn State, Quarterbacks Coach
1988-92	Penn State, Passing Game Coordinator/Quarterbacks Coach
1993-00	Wake Forest, Head Coach
2001	Tampa Bay Buccaneers, Quarterbacks Coach

Clyde Christensen

OFFENSIVE COORDINATOR
6TH NFL SEASON, 6TH WITH BUCCANEERS



Clyde Christensen, who enters his sixth season on the Tampa Bay coaching staff, was promoted to offensive coordinator this past offseason.

After spending his first three seasons tutoring the Buccaneer tight ends, Christensen worked with the Tampa Bay quarterbacks for each of the last two seasons (1999-2000).

Christensen helped a Buccaneer offense that set several club marks in 2000, including points scored and touchdowns. He also was instrumental in the late-season development of rookie signal-caller Shaun King in 1999. King was pressed into duty at Seattle when starter Trent Dilfer went down with a clavicle injury. The rookie engineered a victory, then ushered Tampa Bay to four wins in its last five contests en route to the NFC Central title. King then became just the second rookie quarterback since the 1970 NFL-AFL merger to win a playoff game, rallying the Bucs to a 14-13 divisional playoff win over Washington. King completed 61 percent of his passes during his regular-season run and tied Doug Williams' club rookie record of seven TD passes. Christensen wrapped up the 1999 campaign by serving as offensive coordinator for the NFC in the Pro Bowl, leading his charges to a 51-31 victory.

Before joining the Buccaneers in 1996, Christensen spent two years (1994-1995) as the co-offensive coordinator/quarterbacks coach at Clemson University. From 1992-1993, he served as the quarterbacks coach at the University of Maryland where he worked closely with John Kaleo and Scott Milanovich. Under Christensen's direc-

tion, Kaleo ranked second in the nation in total offense in 1992 while Milanovich finished fourth in 1993. In 1991, Christensen served as running backs coach at South Carolina after spending the 1989-1990 season as an assistant coach at Holy Cross University.

While coaching the Crusaders, he oversaw the receivers and tight ends in '89 before being promoted to offensive coordinator for the 1990 season. From 1986-88, Christensen was the offensive coordinator and was also in charge of recruiting at East Carolina as the Pirates built a reputation for offensive explosiveness against ranked opponents.

Christensen oversaw the quarterbacks and wide receivers at Temple from 1983-85 after holding the position of offensive coordinator at East Tennessee State from 1980-82. He began his coaching career as a graduate assistant at Mississippi in 1979.

As Tampa Bay's former tight ends coach, Christensen oversaw the development of a young corps anchored by the emergence of veteran Dave Moore. Under Christensen's guidance, Moore successfully made the transition from backup role player to starter, equaling receivers Karl Williams and Reidel Anthony with a team-high four receiving TDs in 1997 and corraling a club-high five scoring tosses in 1999.



ADMINISTRATION

As a player, Christensen was an All-America quarterback for Fresno City Junior College from 1975-78. He continued his collegiate career as a QB at North Carolina where he lettered for the Tar Heels from 1977-78 as they earned trips to the Peach Bowl

and Liberty Bowl. Christensen earned his bachelor's degree in industrial relations from UNC.

Born in Covina, California, Clyde and his wife, Debbie, reside in Tampa with their three daughters, Rachel, Rebecca and Ruth.

COACH CHRISTENSEN AT A GLANCE

1975	Fresno City Junior College, player
1976-78	University of North Carolina, player
1979	University of Mississippi, Graduate Assistant
1980-82	East Tennessee State, Offensive Coordinator
1983-85	Temple University, Quarterbacks/Wide Receivers Coach
1986-88	East Carolina University, Offensive Coordinator
1989-90	Holy Cross, Offensive Coordinator
1991	University of South Carolina, Running Backs Coach
1992-93	University of Maryland, Quarterbacks Coach
1994-95	Clemson University, Offensive Coordinator/Quarterbacks Coach
1996-98	Tampa Bay Buccaneers, Tight Ends Coach
1999-00	Tampa Bay Buccaneers, Quarterbacks Coach
2001	Tampa Bay Buccaneers, Offensive Coordinator

Les Ebert

ASSISTANT STRENGTH AND CONDITIONING COACH

3RD NFL SEASON, 3RD WITH BUCCANEERS

Les Ebert enters his third season as Tampa Bay's assistant strength and conditioning coach. Ebert is responsible for assisting strength and conditioning coach Mark Asanovich in all areas of the club's conditioning program, along with administering one-on-one strength workouts with each player. He also tailors specific workouts based on a player's individual needs and capabilities.

Prior to joining the Buccaneers, Ebert worked as the strength and conditioning coach at Blaine (MN) High School in 1998. In 1997, Ebert served as the

Buccaneers' season-long strength and conditioning intern.

Ebert graduated with honors from the University of Minnesota Duluth in 1997, earning a bachelor's of science degree in physical education. Ebert is a certified member of the National Strength and Conditioning Association. Les and wife Rebecca reside in Tampa.



COACH EBERT AT A GLANCE

1997	Tampa Bay Buccaneers, Strength and Conditioning Intern
1998	Blaine (MN) High School, Strength and Conditioning Coach
1999-01	Tampa Bay Buccaneers, Assistant Strength and Conditioning Coach

COACHING STAFF

Chris Foerster

OFFENSIVE LINE COACH
9TH NFL SEASON, 6TH WITH BUCCANEERS

Chris Foerster enters his sixth season with the Buccaneers and ninth overall in the National Football League.

Foerster has done a remarkable job in his first five seasons. Foerster, whose offensive line featured three new starters this past season, molded a capable unit that paved the way for Tampa Bay to average a club-record 4.2 yards per rush last season. The additions of perennial Pro Bowlers G Randall McDaniel and C Jeff Christy helped pave the way for RB Warrick Dunn to rush for a career-high 1,133 yards and eight touchdowns. The line lost veteran standout T Paul Gruber to retirement and T Jason Odom missed the entire season with a back injury. Despite the injuries, the unit helped pave the way for the offense to set club records for points and touchdowns. The rushing attack gained 2,066 yards on the ground, third-best in the NFC and the fourth-best single-season total in franchise history.

In 1999, the line lost Odom to a back injury in Week 4, but Jerry Wunsch did a solid job of filling in and is now entrenched at RT. Gruber injured his knee in the season finale at Chicago, but Pete Pierson took over at LT and helped Tampa Bay reach the NFC Championship Game. Since-departed C Tony Mayberry made his third Pro Bowl under Foerster, while Mike Alstott and Warrick Dunn formed the lone rushing duo in the league to each net more than 1,000 yards from scrimmage.

In 1998, Tampa Bay's offensive line orchestrated the second-best rushing total (2,148) in club history, enabling the Bucs to finish second in the NFC in rushing. The Bucs also allowed just 28 sacks. In 1997, Tampa Bay finished fifth in the league in sacks allowed (32). Foerster's five starters in 1996 played together in just one game but still yielded just 30 QB takedowns.

Foerster was one of the first assistants hired by Tony Dungy in 1996. The two had worked together three seasons in Minnesota. Foerster joined the Vikings staff in 1993 as assistant offensive line coach and also helped with the tight ends in 1994. In 1995, Vikings Head Coach Dennis Green promoted him to tight ends/assistant offensive line

coach. In 1994, Minnesota gained a club-record 5,848 yards (since broken) and permitted just 31 sacks in 704 pass attempts. That ratio of a sack every 22.7 passes was the second best in team history. In Foerster's first Viking season, the club produced a sackless streak of 14 consecutive quarters, which was a team record.

In Foerster's three years with the Vikings, the aforementioned McDaniel was selected to three Pro Bowls. In 1992, prior to accepting his post with the Vikings, Foerster worked as the offensive line coach at the University of Minnesota under head coach Jim Wacker. That season, the Gophers set a school mark for completions while also leading the Big Ten in passing yards. One of Foerster's players, T Keith Ballard, was named as the team's Most Valuable Player.

From 1988-91, Foerster tutored the offensive line at Stanford, working the last three years for then-Cardinal head coach Dennis Green. While Foerster was at Stanford, T Bob Whitfield developed into an All-America and 1992 first-round draft choice, and FB Tommy Vardell set a school career and single-season record for rushing TDs. Foerster began his college coaching career at Colorado State in 1983 as a graduate assistant. He was promoted to offensive line coach the following season and remained with the Rams through the 1987 campaign.

Foerster played center at Colorado State from 1979-82, originally as a walk-on before earning a starting job and a scholarship as a sophomore. In his senior year, the Rams set a school record for passing yards in a season. The previous year, Foerster was named as CSU's outstanding scholar-athlete. Foerster earned his bachelor's degree in history from Colorado State.

A native of Milwaukee, Foerster grew up in Tucson, Arizona where he earned all-city honors in football. He and his wife, Michelle, live in St. Petersburg with daughter Kathleen and sons Jake and Micah.



COACH FOERSTER AT A GLANCE

1979-82	Colorado State, player
1983	Colorado State, Graduate Assistant
1984-87	Colorado State, Offensive Line Coach
1988-91	Stanford University, Offensive Line Coach
1992	University of Minnesota, Offensive Line Coach
1993-94	Minnesota Vikings, Assistant Offensive Line Coach
1995	Minnesota Vikings, Tight Ends/Asst. Offensive Line Coach
1996-01	Tampa Bay Buccaneers, Offensive Line Coach

Monte Kiffin

DEFENSIVE COORDINATOR 19TH NFL SEASON, 6TH WITH BUCCANEERS

Monte Kiffin, the architect of one of the NFL's most talented and revered defensive units, enters his sixth season as Tampa Bay's defensive coordinator.

Kiffin's troops continued their attack on opposing offenses last season. Boasting four Pro Bowlers and three first-team All-Pro selections, Tampa Bay finished among the league's Top 10 in overall defense for the fourth consecutive season. The defense established team records for sacks (55) and tied a single-season record with five defensive touchdowns last season, and DT Warren Sapp set the club single-season mark with 16.5 sacks. After a 3-4 start, the Buccaneers won seven of their last nine games to reach the NFC playoffs for the third time in four seasons. The primary catalyst for that run was Kiffin's defense, which produced 27 turnovers resulting in 73 points over that nine-game stretch. Under Kiffin's direction, Tampa Bay's defense has produced 16 Pro Bowl selections over the last five seasons. Prior to that, the Buccaneers' defense had just 12 Pro Bowl selections in the previous 20 years.

The Buccaneer defense was just as impressive in 1999. Boasting four Pro Bowlers and three first-team All-Pro selections, Tampa Bay's defense electrified the league with one of the most dominating defensive stretches in recent memory. The Bucs rallied to win eight of nine games to capture their first NFC Central title in 18 years. In the playoffs, Tampa Bay's defense posted phenomenal performances. The Bucs held Washington's

second-ranked offense to 157 total yards and no offensive TDs in Tampa Bay's 14-13 divisional playoff win. Both of the Bucs' scores came off Redskins turnovers. In

the NFC Championship Game, Kiffin's lightning-quick defense held the top-ranked Rams offense to 11 points, 22 below their season average.

Tampa Bay finished third in the league in total defense, first in the NFC. The Bucs allowed just three 100-yard rushers and set club single-season marks for fewest points allowed (235), fewest opponent first downs (228), fewest opponent rushing yards (1,407), fewest opponent rushes (361) and lowest opponent completion percentage (52.7 percent).

And, in the process, certain members of Kiffin's crew became household names. Sapp posted a then career-high 12 1/2 sacks en route to NFL Defensive Player of the Year honors from the Associated Press. LB Derrick Brooks racked up 180 tackles, cementing his status as the league's fastest and most fearsome LB. SS John Lynch collected 128 stops, reaffirming his rank among the league's hardest hitters. All three players earned first-team All-Pro honors for the first time.

At the heart of their success — as well as the accomplishments of the other 21 members of the defense — is the irrepressible Kiffin. Under Kiffin, the Bucs' defense is the only unit in the league to rank among the top 10 in total yards allowed and total points allowed each of the last four seasons. Kiffin, the most experienced assistant on Tony Dungy's staff, consistently confuses and smothers enemy offenses with an



There is not a better defensive coordinator in the NFL than Kiffin.

— *The Sporting News*



ADMINISTRATION

ingenious variety of perfectly timed blitzes, coverage disguises and an array of ball-hawking schemes that seemingly always place defenders in position to cause and recover a fumble or pick off an errant pass.

Kiffin came to Tampa Bay after spending the 1995 campaign as the defensive coordinator for the New Orleans Saints. In 1995, the Saints tied for fourth in the NFL in sacks with 44. Just prior to coaching in New Orleans, Kiffin spent four seasons (1991-94) as an assistant coach for the Minnesota Vikings, serving as defensive coordinator for head coach Jerry Burns in 1991 and as inside linebackers coach for head coach Dennis Green and defensive coordinator Tony Dungy from 1992-94. During that tenure in Minnesota, the Vikes led the league in both total defense and run defense in 1994.

In 1990, Kiffin tutored the linebackers for the New York Jets under then-head coach Bruce Coslet and defensive coordinator Pete Carroll. Kiffin had his first tour of duty with the Vikings as the team's linebackers coach from 1986-89. During that time, he coached standout Viking LBs Scott Studwell, Chris Doleman and Mike Merriweather. In both '88 (255.7, 4.3) and '89 (261.5, 4.1), Minnesota was the league leader in both total defense and yards allowed per play.

From 1984-85, Kiffin coached the linebackers for the Buffalo Bills, overseeing players like Darryl Talley and Jim Haslett who later coached with Kiffin in New Orleans. Kiffin's first professional coaching

job came in 1983 as the linebackers coach for the Green Bay Packers under Bart Starr.

Kiffin was the head coach at North Carolina State from 1980-82, compiling a 16-17 record including 6-5 marks in 1981 and '82. Former Philadelphia Eagle Pro Bowl WR Mike Quick played for the Wolfpack under Kiffin. From 1977-79, Kiffin was defensive coordinator for Lou Holtz at Arkansas while also serving as assistant head coach in '79. Arkansas led the nation in scoring defense in 1977.

Kiffin began his coaching career at Nebraska where he worked from 1966-76 under both Bob Devaney and Tom Osborne. Kiffin directed a Cornhuskers defense that led Nebraska to consecutive national championships in 1970-71. When Osborne became Nebraska's head coach in 1973, he named Kiffin as his defensive coordinator.

As a player, Kiffin was both an offensive and defensive tackle at Nebraska from 1959-63. Following graduation, he sat out the 1964 season due to a knee injury before playing defensive end for the Winnipeg Blue Bombers of the Canadian Football League in 1965.

A native of Lexington, Nebraska, Kiffin was that state's High School Athlete of the Year in 1958. Monte and his wife, Robin, live in Tampa. They have three children: daughter Heidi and sons Lane and Chris.

COACH KIFFIN AT A GLANCE

1959-63	University of Nebraska, player
1965	Winnipeg Blue Bombers (CFL), player
1966-72	University of Nebraska, Defensive Assistant
1973-76	University of Nebraska, Defensive Coordinator
1977-78	University of Arkansas, Defensive Coordinator
1979	University of Arkansas, Assistant Head Coach
1980-82	North Carolina State, Head Coach
1983	Green Bay Packers, Linebackers Coach
1984-85	Buffalo Bills, Linebackers Coach
1986-89	Minnesota Vikings, Linebackers Coach
1990	New York Jets, Linebackers Coach
1991	Minnesota Vikings, Defensive Coordinator
1992-94	Minnesota Vikings, Inside Linebackers Coach
1995	New Orleans Saints, Defensive Coordinator
1996-01	Tampa Bay Buccaneers, Defensive Coordinator



ADMINISTRATION

COACHING STAFF

Joe Marciano

SPECIAL TEAMS COACH

16TH NFL SEASON, 6TH WITH BUCCANEERS

Joe Marciano, regarded by his peers as one of the game's top special teams coaches, enters his sixth season on Tampa Bay's coaching staff.

Tampa Bay's special teams in 2000 had an outstanding year, highlighted by a Pro-Bowl selection for second-year K Martin Gramatica. Last season, Marciano's unit established a single-season record by blocking seven kicks (4 FGs, 3 punts), while his charges were responsible for two of the club's seven return touchdowns. Marciano's unit was also fueled by the outstanding individual performance by Gramatica, who tied or set six club records. Gramatica established single-season marks in points scored (126), field goals (28), field goals from more than 50 yards (5), consecutive field goals (16) and extra points (42).

In 1999, Marciano's units received some outstanding individual performances. LB Shelton Quarles set a team record with 31 special teams tackles, breaking Sam Anno's 10-year mark of 28 stops. P Mark Royals finished third in the NFC with a franchise-best gross average of 43.13 yards. Royals' net average of 37.4 ranked second in the conference. And rookie kicking sensation Gramatica shattered two single-season club marks. His 106 points broke Donald Igwebuikwe's 10-year record of 99 points. Gramatica also nailed 27 FGs, two better than Michael Husted's effort of 25 FGs in 1996. Gramatica hit 84.4 percent of his FG attempts.

The Bucs also ranked fourth in the league in kickoff coverage with an average opponent drive start of 25.5. Tampa Bay opponents averaged just 17.6 yards per kickoff return, which set a club record (17.8, 1993) for lowest opponent kickoff return average. Chicago was the lone NFL team with a lower opponent average.

In 1998, Marciano's charges set single-season club marks in both kickoff return average (23.7) and punt return average (13.7). That season, rookie WR Jacquez Green finished second in the league with a 15.1-yard average on punt returns, including a club-record 95-yard return for a TD at Green Bay in his initial NFL game.

Marciano and the Buccaneers' special teams also excelled in 1997. In Marciano's second year with Tampa Bay, Karl Williams recorded just the third punt return for a touchdown in franchise history and rookie LB Alshermont Singleton blocked two punts.

Williams finished as the NFC's second-leading punt returner and the Bucs finished first in the NFL in opponent net punting and opponent field goal percentage.

Marciano has turned the Bucs' special teams units into big-play producers. In five seasons under his tutelage, Buccaneer special teamers have recorded eight NFC Player of the Week awards, 18 blocked or deflected kicks and eight of the 10 longest punt and kickoff returns in team annals.

Marciano joined Tampa Bay after spending the previous 10 years as the special teams coach for the New Orleans Saints. For the first nine of those campaigns, he also coached the team's tight ends. In 1995, the Saints ranked third in the league in lowest punt return average allowed (6.5) and sixth in lowest kickoff return average permitted (19.8). During Marciano's New Orleans tenure, he coached three special teams players who were selected for the Pro Bowl (Morten Andersen, Tyrone Hughes, Bennie Thompson).

Marciano's first professional football job came as the special teams/tight ends coach for the Philadelphia/Baltimore Stars of the USFL. Marciano joined the Stars after spending 1982 as the tight ends/special teams coach at Temple.

In 1981, Marciano tutored the tight ends for Joe Paterno at Penn State. There, he coached future NFL offensive lineman Ron Heller who played TE for the Nittany Lions. Marciano also coached tight ends at Villanova (1980) and Rhode Island (1978-79). He began his college coaching career overseeing the tight ends at East Stroudsburg University in 1977. Marciano coached at Wyoming Area High School in West Pittston, Pennsylvania in 1976.

Marciano was a quarterback at Temple where he earned his bachelor's degree in health and physical education. A native of Dunmore, Pennsylvania, he is an avid fisherman who has conducted various fishing tournaments and has appeared on numerous ESPN fishing shows. In 1993, Marciano was inducted into the Northeast Chapter of the Pennsylvania Sports Hall of Fame. He is single and resides in Odessa with his son, Joseph.



COACH MARCIANO AT A GLANCE

1972-75	Temple University, player
1976	Wyoming Area (Pa.) High School, Assistant Coach
1977	East Stroudsburg University, Tight Ends Coach
1978-79	University of Rhode Island, Tight Ends Coach
1980	Villanova University, Tight Ends Coach
1981	Penn State, Tight Ends Coach
1982	Temple University, Tight Ends/Special Teams Coach
1983-85	Philadelphia/Baltimore Stars (USFL), Tight Ends/Special Teams Coach
1986-94	New Orleans Saints, Special Teams/Tight Ends Coach
1995	New Orleans Saints, Special Teams Coach
1996-01	Tampa Bay Buccaneers, Special Teams Coach

Rod Marinelli

DEFENSIVE LINE COACH 6TH NFL SEASON, 6TH WITH BUCCANEERS



Rod Marinelli enters his sixth season as Tampa Bay's defensive line coach.

The Buccaneers' defensive line continued to wreak havoc in opposing backfields last season, yet another nod to Marinelli. One of the game's most innovative instructors on the finer points of technique, leverage and balance, Marinelli's troops finished tied for second in the NFL after racking up a single-season record 55 sacks, 45.5 of which came courtesy of the team's front four.

In 2001, Marinelli's defensive line is expected to be one of the most imposing defensive lines in the league, featuring four former first-round draft picks – All-Pro DT Warren Sapp, NT Anthony McFarland, DE Marcus Jones and Pro Bowl DE Simeon Rice. Sapp posted 16.5 sacks in 2000, breaking Hall of Famer Lee Roy Selmon's single season mark of 13 established in 1978. Sapp added a career-high 76 tackles, easing the transition for second-year McFarland, who posted 6.5 sacks. Marinelli also oversaw the development of Jones, who ripped through opposing defensive lines to record a career-high 13 sacks. Rice, one of the top free agents this offseason, racked up 51.5 sacks in his first five NFL seasons with the Arizona Cardinals.

Sapp collected a then career-high 12 1/2 sacks in 1999, earning NFL Defensive Player of the Year honors from the Associated Press and his third Pro Bowl berth. He became the first Buccaneer since Hall of Famer Lee Roy Selmon (1979) to win the AP honor. But Sapp's linemates also turned in outstanding seasons. DT Brad Culpepper paced the line with 72 tackles and added six sacks, while first-

year starter Steve White emerged as a force during Tampa Bay's playoff run. And Jones, who moved from tackle to end, collected 36 tackles and seven sacks after posting just 32 stops and one sack in his three previous seasons. Marinelli also saw flashes of brilliance from rookie McFarland, the Buccaneers' first-round pick.

In 1998, Marinelli's unit collected 37 sacks and ranked eighth in the league against the run. In 1997, Tampa Bay's defensive line racked up a club single-season record 44 sacks. That season, Sapp emerged as a bonafide star as the Bucs made their first playoff appearance in 15 years.

A veteran of 20 seasons as a college assistant coach, Marinelli came to Tampa Bay after spending the 1995 season as the defensive line coach at Southern Cal under John Robinson. From 1992-94, Marinelli was the assistant head coach/defensive line for head coach Bruce Snyder at Arizona State. In 1993, three of his starting linemen earned All-Pac-10 honors. Shante Carver was an All-America pick and was also a finalist for the Outland and Lombardi trophies before being selected in the first round of the draft by the Dallas Cowboys.

From 1983-91, Marinelli coached the defensive line at California, adding assistant head coach to his title for his final two Golden Bear seasons. Snyder became the school's head coach in 1987 and retained Marinelli. While at California, Marinelli



ADMINISTRATION

coached several future NFLers including Chidi Ahanotu, Rhett Hall and Natu Tuatagaloa.

Marinelli's first coaching job came in 1976 from Snyder who was then the head coach at Utah State. From 1976-81, Marinelli oversaw the Aggies' defensive line before becoming USU's offensive line/special teams coach for the 1982 campaign. In six seasons as the defensive line coach for Utah State, three of his players (Rulon Jones, Mike Perko, Shawn Miller) won conference Defensive Player of the Year honors. Marinelli began his coaching career at his alma mater, Rosemead High School in San Gabriel Valley, California, from 1973-75.

Marinelli played offensive and defensive tackle at Utah in 1968 before serving a one-year stint in Vietnam. He returned from the service and attended California Lutheran from 1970-72, earning NAIA All-America honors as an offensive tackle in '72. Marinelli earned his bachelor's degree in history from CLC.

Born July 13, 1949 in Rosemead, California, Rod and his wife, Barbara, reside in Tampa. The family includes daughters Christine and Gina. Christine is married to Joe Barry, Tampa Bay's new linebackers coach. Marinelli also has two granddaughters.

COACH MARINELLI AT A GLANCE

1968	University of Utah, player
1970-72	California Lutheran, player
1973-75	Rosemead (Cal.) High School, Assistant Coach
1976-81	Utah State, Defensive Line Coach
1982	Utah State, Offensive Line/Special Teams Coach
1983-89	University of California-Berkeley, Defensive Line Coach
1990-91	University of California-Berkeley, Assistant Head Coach/Defensive Line
1992-94	Arizona State, Assistant Head Coach/Defensive Line
1995	University of Southern California, Defensive Line Coach
1996-01	Tampa Bay Buccaneers, Defensive Line Coach

Tony Nathan

RUNNING BACKS COACH 14TH NFL SEASON, 6TH WITH BUCCANEERS

Tony Nathan begins his sixth season as Tampa Bay's running backs coach.

Nathan's explosive backfield of FB Mike Alstott and RB Warrick Dunn were the league's only tandem to be selected to the Pro Bowl last season. The pair's one-two punch of bruising strength and slash speed helped keep opposing defenses off balance. In 2000, Dunn rushed for a career-high 1,133 yards and eight touchdowns en route to his second Pro Bowl selection, while Alstott was named to his fourth consecutive Pro Bowl (the lone rusher in Buccaneer history to earn four consecutive trips to Hawaii) after finishing tied for second on the club with five rushing touchdowns. Under Nathan's direction, Tampa Bay's potent rushing attack

totalled 2,066 rushing yards, marking the fourth-best mark in franchise history and the third-best total in the NFC last season. In 2000, Nathan's troops finished second in the conference with 18 rushing touchdowns and averaged a club-record 4.2 yards per carry.

In 1999, Alstott and Dunn were the only backfield tandem in the NFL to each top 1,000 yards from scrimmage. Alstott (1,188 total yards) racked up a career-high 949 rushing yards and rushed for seven scores. Dunn (1,205 total yards) rushed for



616 yards and paced the club with a career-best 64 catches. Alstott also earned his third consecutive Pro Bowl selection and his third consecutive first-team All-Pro nod from the Associated Press.

In 1998, the Bucs finished fourth in the league in rushing with 2,148 yards – the second-best total in franchise history. Dunn rushed for 1,026 yards, becoming the teams' first 1,000-yard rusher since 1995. In 1997, Dunn was the only rookie to make the Pro Bowl, joining Alstott in Hawaii. In Nathan's four seasons as running backs coach, the Bucs have averaged 116.3 yards rushing per game, the club's best stretch since Tampa Bay's playoff squads of the late 1970s and early 1980s.

Nathan, a versatile, pass-catching running back for nine seasons in a Miami Dolphin uniform, has helped mold Alstott and Dunn in that same fashion. Either Alstott or Dunn has led the team in receptions in three of Nathan's four seasons in Tampa.

Nathan, in his 14th season as an NFL assistant coach, helped the Bucs improve from 22nd in the league in rushing in 1996 to 11th in 1997 and fourth in 1998.

From 1988-95, Nathan was an assistant coach for the Dolphins. Initially hired by legendary Miami head coach Don Shula as a coaches' assistant, Nathan's responsibilities included breaking down game film and charting plays. In 1993, he was promoted to Miami's offensive backs coach.

In 1995, Bernie Parmalee, formerly an undrafted free agent, led the Dolphins in rushing with 878 yards and nine TDs while Terry Kirby finished in the AFC's top 10 in receptions. In 1993, Nathan's first season supervising the team's RBs, Kirby (75) and

Keith Byars (61) combined for an NFL backfield-best 136 receptions, which was also the highest total by two backs in Dolphin annals.

Nathan was a running back for Miami from 1979-87. He ranks fourth on the club's all-time list in rushing attempts (732), rushing yards (3,543) and receptions (383). He is also fifth in receiving yards (3,592), tied for ninth in scoring (198 points, 33 TDs), seventh in punt return yards (484) and ninth in kick return yards (1,133).

In 1981, Nathan was named the Dolphins' Most Valuable Player after leading the team in rushing with a career-high 782 yards and posting an NFL-best 5.3-yard rushing average.

Nathan played in Super Bowls XVII and XIX for the Dolphins. Perhaps the single play Nathan is most remembered for occurred in one of the NFL's greatest games, a 41-38 OT playoff loss to San Diego on January 2, 1982. Nathan scored on a 25-yard run following a lateral from WR Duriel Harris on the famous "hook and ladder" play.

As a collegian, Nathan starred at Alabama from 1975-78. In both his junior and senior seasons, the Crimson Tide posted an 11-1 record, winning a national championship in 1978. In his Alabama career, Nathan rushed for 1,997 yards on 310 carries with 29 TDs. He gained 770 yards in the national championship season and ran for 127 yards in the Tide's 14-7 Sugar Bowl win over Penn State that clinched the title.

Born in Birmingham, Alabama, Nathan was a four-sport letterman at Birmingham's Woodlawn High School. Tony and his wife, Johnnie, have three daughters, Francheria, Natalie and Nadia.

COACH NATHAN AT A GLANCE

1975-78	University of Alabama, player
1979-87	Miami Dolphins, player
1988-92	Miami Dolphins, Coaches' Assistant
1993-95	Miami Dolphins, Offensive Backs Coach
1996-01	Tampa Bay Buccaneers, Running Backs Coach



ADMINISTRATION

COACHING STAFF

Kevin O'Dea

OFFENSIVE ASSISTANT

8TH NFL SEASON, 6TH WITH BUCCANEERS



Kevin O'Dea begins his first season as Tampa Bay's offensive assistant after serving as the club's defensive assistant for the previous five seasons.

O'Dea is responsible for assisting the offensive coaching staff in all aspects of game preparation, including the production of detailed scouting reports, statistical research, opponent's film breakdown, and the assembling of offensive game plans and playbooks.

O'Dea helped the Buccaneer defense finish among the league's Top 10 in overall defense in each of the last four seasons (1997-2000). The 2000 defense established team records for sacks (55) and tied a single-season record with five defensive touchdowns, and DT Warren Sapp set the club single-season mark with 16.5 sacks.

O'Dea joined the Buccaneers after spending the 1994-95 seasons in a similar role with the San Diego Chargers under head coach Bobby Ross. In his first San Diego season, O'Dea worked with the linebackers, then was primarily involved with the defensive backs in 1995.

Prior to his stint in San Diego, O'Dea spent three years (1991-93) working for Joe Paterno at Penn State. In 1991, he was a graduate assistant coach working with the wide receivers before being pro-

moted to assistant strength coach and also working with the defensive line (1992) and the linebackers (1993).

O'Dea also had a similar three-year stint at the University of Virginia from 1988-90. He began as a graduate assistant (defensive backs) for two years under head coach George Welsh before moving on to become the assistant strength coach in his final season with the Cavaliers. In 1987, O'Dea was the defensive backs coach at Cornell University.

After a four-year term in the Coast Guard from 1979-83, O'Dea enrolled at Lock Haven University. He played defensive back and wide receiver for the Bald Eagles from 1983 until suffering a back injury during the 1985 season. He helped out coaching the receivers for the remainder of the '85 campaign, then served as the team's receivers coach in 1986 while still a student at the school.

O'Dea earned his bachelor's degree in fitness management from Lock Haven and also has a master's in sports medicine from Virginia. A native of Williamsport, Pennsylvania, O'Dea recently married the former Mary Anne Dooley. The couple lives in Tampa.

COACH O'DEA AT A GLANCE

1983-85	Lock Haven University, player
1986	Lock Haven University, Receivers Coach
1987	Cornell University, Defensive Backs Coach
1988-89	University of Virginia, Graduate Assistant
1990	University of Virginia, Assistant Strength Coach
1991	Penn State, Graduate Assistant
1992-93	Penn State, Assistant Strength Coach
1994-95	San Diego Chargers, Defensive Assistant
1996-00	Tampa Bay Buccaneers, Defensive Assistant
2001	Tampa Bay Buccaneers, Offensive Assistant

COACHING STAFF

Ricky Thomas

TIGHT ENDS COACH

5TH NFL SEASON, 5TH WITH BUCCANEERS



Ricky Thomas enters his fifth season with Tampa Bay, including his third campaign as tight ends coach.

Thomas spent first two seasons in 1997 and 1998 as Tampa Bay's offensive assistant coach. His tight end group has become known for its physical run-blocking and proficiency in the red zone.

Under Thomas' guidance, TE Dave Moore continued to be a solid pass-catching target, hauling in a career-high 29 receptions for 288 yards with three touchdowns a year ago.

During his first two seasons with the team, Thomas was responsible for game film analysis of upcoming opponents and the production of various offensive scouting reports.

Thomas, who coached for nine years on the high school and collegiate levels, came to the Buccaneers in 1997 after a short stint on the coaching staff of Gardner Webb University. He was named Gardner Webb's defensive backs coach on January 20, 1997 after spending one season as a graduate assistant coach at the University of Kentucky.

Prior to joining Kentucky's staff, Thomas spent five years (1992-96) on the faculty at the McCallie

School in Chattanooga, Tenn., teaching human development and coaching the football, wrestling and track and field teams. During this time, he also completed his master's degree in secondary education at the University of Tennessee-Chattanooga. Thomas arrived at McCallie after serving three years as the academic advisor for the football and men's basketball teams at the University of Alabama.

As a player, Thomas was a four-year starter at strong safety for the University of Alabama, where he earned a bachelor's degree in health and physical education. Though not drafted, he joined the Seahawks' training camp in 1987 and made the team as a free agent rookie, appearing in one game. Thomas also went to training camp with the Indianapolis Colts in 1988.

Long associated with the Fellowship of Christian Athletes, Thomas served as that organization's co-president in 1985-86. A native of Niceville, Florida, Thomas and his wife, Kimberly, have two children.

COACH THOMAS AT A GLANCE

1983-86	University of Alabama, player
1987	Seattle Seahawks, player
1988	Indianapolis Colts, player
1989	Marion Military Institute Junior College, Defensive Backs Coach
1992-96	McCallie High School, Assistant Coach
1997	University of Kentucky, Graduate Assistant
1997	Gardner Webb University, Defensive Backs Coach
1997-98	Tampa Bay Buccaneers, Offensive Assistant
1999-01	Tampa Bay Buccaneers, Tight Ends Coach



ADMINISTRATION

COACHING STAFF

Mike Tomlin

DEFENSIVE BACKS COACH

1ST NFL SEASON, 1ST WITH BUCCANEERS

Mike Tomlin was named Tampa Bay's defensive backs coach on February 8, 2001. Tomlin joins the Buccaneers after serving two seasons at the University of Cincinnati as the Bearcats' defensive backs coach.

At Cincinnati, Tomlin took over a secondary unit that ranked 111th in the nation in pass efficiency defense in 1998 and helped improve them to 61st overall in 1999. Last season under Tomlin's guidance, the Bearcats ranked eighth in the nation in interceptions, as well as fourth nationally in total turnovers.

Prior to joining the Bearcats, Tomlin had a short stint on the coaching staff at Tennessee-Martin and then spent two seasons with Arkansas State, coaching the wide receivers in 1997 and switching to defensive backs in 1998. Tomlin spent the 1996 season as

a graduate assistant at the University of Memphis, working with the Tiger defensive backs and special teams units. In 1995, Tomlin began his coaching career as wide receivers coach at the Virginia Military Institute.

Tomlin, a three-year starter at William & Mary, concluded his playing career with 101 receptions for 2,046 yards and a school-record 20 touchdown catches. A first-team All-Yankee Conference selection in 1994, Tomlin established a school-record with a 20.2 yards per catch average.

Tomlin is married to the former Kiya Dawn and the couple resides in Tampa.



COACH TOMLIN AT A GLANCE

1995	Virginia Military Institute, Wide Receivers Coach
1996	Memphis, Graduate Assistant
1997	Arkansas State, Wide Receivers Coach
1998	Arkansas State, Defensive Backs Coach
1999-00	Cincinnati, Defensive Backs Coach
2001	Tampa Bay Buccaneers, Defensive Backs Coach

Alan Williams

DEFENSIVE ASSISTANT

1ST NFL SEASON, 1ST WITH BUCCANEERS

Alan Williams was named Tampa Bay's defensive assistant on April 2, 2001 after spending the previous five seasons as an assistant coach at William & Mary.

Williams, a former standout running back for William & Mary, coached defensive backs for the last three years (1998-2000) after tutoring running backs for each of his first two campaigns from 1996-97. In two seasons as the backfield mentor, Williams helped guide tailback Alvin Porch to consecutive 1,000-yard rushing seasons (a school first) and two all-conference awards, including first-team honors in 1996. As defensive backs coach, Williams tutored three defensive backs in two seasons who garnered all-conference recognition.

Williams, a native of Norfolk, Va., joined the William & Mary staff from Norview High School, where he

worked for four years (1992-95) as the assistant head coach for running backs and defensive backs. In addition to his football duties at Norview, he also served as the head track and field coach for three seasons.

Williams graduated from William & Mary in 1992 after gaining 2,559 yards of total offense (1,220 yards rushing and 1,331 receiving) for the Tribe from 1988-91. As a senior in 1991, Williams led William & Mary in receptions with 57 for 598 yards and was second in rushing with 439 yards on 104 attempts.

Williams and his wife Lisa reside in Tampa.



COACH WILLIAMS AT A GLANCE

1992-95	Norview High School (VA), Running Backs/Defensive Backs Coach
1996-97	William & Mary, Running Backs Coach
1998-00	William & Mary, Defensive Backs Coach
2001	Tampa Bay Buccaneers, Defensive Assistant

Charlie Williams

WIDE RECEIVERS COACH 6TH NFL SEASON, 6TH WITH BUCCANEERS



Charlie Williams begins his sixth season as Tampa Bay's wide receivers coach.

Williams' talented unit is led by two-time Pro Bowl WR Keyshawn Johnson, who paced the team with 71 receptions for 874 yards and eight touchdowns in 2000. Johnson's scoring reception total marked the second-most in franchise history and his reception total marked the fourth-best in club annals.

Under Williams' leadership, WR Jacquez Green (51 receptions) enjoyed another productive season, posting more than 50 catches for the second consecutive season, while WR Reidel Anthony finished second on the team with four touchdown receptions. In 1999, Williams coached Green to a career-best 56 catches for 791 yards and three scores. The receiving corps also features Karl Williams, a valuable third-down receiver; and talented first-year pro Frank Murphy.

Prior to coming to Tampa, Williams spent three years in a similar capacity at the University of Miami. With the 'Canes, he was instrumental in the development of their outstanding group of young receivers. In 1995, Williams was retained by new UM head coach Butch Davis after spending his first two Miami seasons working for Dennis Erickson.

Williams spent one year (1992) coaching the receivers at the University of Minnesota for head coach Jim Wacker. He had followed Wacker to UM from Texas Christian

where he had spent the 1988-91 seasons coaching the Horned Frogs' wideouts. In 1989, *The Sporting News* recognized TCU's group of receivers as the best in the nation. From 1986-87, Williams tutored the running backs at New Mexico State after serving as the defensive backs coach at Long Beach City College from 1984-85. Williams' first two coaching jobs were on the high school level, at Long Beach Poly in 1983 and at Fairview H.S. in Boulder, Colo. in 1982. He was a graduate assistant at Colorado State in 1981.

As a collegian, Williams played defensive back at Long Beach City College from 1977-78 before transferring to Colorado State where he played from 1979-80. He earned his bachelor's degree in education from CSU.

A native of Long Beach, California, Charlie and his wife, Shellie, reside in Tampa with daughter Sydney and son Gregory.

COACH WILLIAMS AT A GLANCE

1977-78	Long Beach City College, player
1979-80	Colorado State, player
1981	Colorado State, Graduate Assistant
1982	Fairview (Col.) High School, Assistant Coach
1983	Long Beach Poly (Cal.) High School, Assistant Coach
1984-85	Long Beach City College, Assistant Coach
1986-87	New Mexico State, Running Backs Coach
1988-91	Texas Christian University, Wide Receivers Coach
1992	University of Minnesota, Wide Receivers Coach
1993-95	University of Miami, Wide Receivers Coach
1996-01	Tampa Bay Buccaneers, Wide Receivers Coach



ADMINISTRATION

ALL-TIME COACHES ROSTER

Asanovich, Mark	1996-	Krueger, Phil	1976-80
Avery, Wendell	1999-00	Kuhlmann, Hank	1991
Barry, Joe	2001-	Lawrence, Don	1985-86
Bass, Tom	1976-81	Lawndsey, Dale	1991
Baughan, Maxie	1992-95	Lowry, Alan	1991
Beightol, Larry.....	1987-88	Lynn, Johnnie	1994-95
Bennett, Leeman	1985-86	Marciano, Joe	1996-
Bobo, John	1987-90	Marinelli, Rod	1996-
Brasher, Tommy	1990	Mauck, Carl	1991
Brown, Greg	1985-86	McKay, John	1976-84
Brown, Kippy	1995	Mularkey, Mike	1994-95
Brown, Willie	1976-78	Myers, Chip	1984
Bruney, Fred	1990	Nathan, Tony	1996-
Brunner, John	1984	Nelsen, Bill	1977-82
Caldwell, Jim	2001-	O'Dea, Kevin	1996-
Campbell, Louis	1989	Oliver, Ray	1992
Chaump, George	1979-81	Paterra, Herb	1987-88
Christensen, Clyde	1996-	Peete, Willie	1992-94
Clarke, Ken	1994-95	Perkins, Ray	1987-90
Clay, Bill	1987	Peters, Floyd	1991-94
Collier, Joel	1990	Porter, Ricky	1996
Cotney, Mark	1986	Pratt, Tom	1995
Croom, Sylvester	1987-90	Rapp, Vic	1985-86
Culley, David	1994-95	Rauch, John	1976
Diange, Joe	1984-86	Raye, Jimmy	1985-86
Dowler, Boyd	1980-84	Roach, Dick	1985-86
DuBose, Mike	1987-89	Roll, Brad	1993-95
Dungy, Tony	1996-	Schertz, Tom	1991
Ebert, Les	1999-	Schonert, Turk	1992-95
Edwards, Herman	1996-00	Seiple, Larry	1985-86
Emanuel, Frank	1982-83	Shafer, Steve	1991-93
Fitzgerald, Jeff	1990-93	Shively, Doug	1985
Foerster, Chris	1996-	Shula, Mike	1988-90,
Fontes, Wayne	1976-84		96-99
Frei, Jerry	1976-77	Smith, Harry	1976
Fryzell, Dennis	1976-77	Smith, Lovie	1996-00
Gibbs, Joe	1978	Stanley, Jim	1986
Gibron, Abe	1976-84	Steckel, Les	2000
Grabner, Doug	1987-89	Stewart, George	1992-95
Green, Dennis	1992	Stokes, Rodney	1987-90
Gruden, Jim	1982-83	Thomas, Ricky	1997-
Hamilton, Ray	1991	Tillman, Rusty	1995
Harkness, Tim	1991	Tomlin, Mike	2001-
Helton, Kim	1983-86	Tippett, Howard.....	1981-86
Husbands, Skip	1977-78	Trestman, Marc	1987
Jackson, Harold	1992-93	Voris, Dick	1976
Johnson, Bill	1979-82	Watts, Morris	1991
Johnston, Kent	1987-91	Williams, Alan	2001-
Khayat, Eddie	1992-93	Williams, Charlie	1996-
Kiffin, Monte	1996-	Williamson, Richard	1987-91
Kines, Joe	1987-90	Wood, Richard	1991-93
Kollar, Bill	1984	Wyche, Sam	1992-95
Komarek, Aaron	1996-99	Wylie, Bob	1992-95

FOOTBALL STAFF

Tim Ruskell

DIRECTOR OF PLAYER PERSONNEL



Tim Ruskell enters his 15th season on the Buccaneers' staff, including his first as Tampa Bay's new director of player personnel. Ruskell, who has nearly 20 years of pro scouting experience, will oversee the team's professional and college scouting department.

Ruskell joined the Buccaneers as a regional scout in 1987 before being promoted to director of college scouting in 1992. In that role, he coordinated a staff of five regional scouts and oversaw the compilation of information on college players. During his tenure, the Buccaneers had at least one player named to the Pro Bowl in each of the last five seasons from 1996-2000. Tampa Bay boasted a league-high and club-record nine Pro Bowlers last season, including a league-best six starters. Since 1996, Tampa Bay has had 15 different players go to at least one Pro Bowl. In addition, the Buccaneers 29 Pro Bowl selections since 1996 is tied for the most in the NFC and second-best in the NFL.

"Without question, Tim is one of the best-kept secrets in football. His intelligence and common sense approach to personnel evaluation is exceptional."

— Jerry Angelo
General Manager, Chicago Bears

Prior to joining the Buccaneers, Ruskell served as the director of scouting for the USFL's Tampa Bay Bandits from 1985-86. He also worked as a scout for the CFL's Saskatchewan Roughriders from 1983-85. Ruskell was hired in Saskatchewan by then-general manager John Herrera, who had previously been a scout for the Buccaneers.

In addition, Ruskell has spent each of the last six years as a member of the NFL's selection committee for the National Combine Invitational Camp.

Ruskell attended the University of South Florida and earned his bachelor's degree in journalism in 1978. While a student at USF, he worked for the Buccaneers during their inaugural training camp in 1976 and also did research projects for the team's scouting department. In addition, Ruskell served as the student chairman for the original committee to bring football to the University of South Florida.

Ruskell was born in Yokohama, Japan, where his father was stationed in the Army. The family eventually relocated to Tampa, and Ruskell graduated from King High School. Tim and his wife, Linda, live in Lutz with their daughter Samantha and son Jack.

Ruston Webster

DIRECTOR OF COLLEGE SCOUTING



Ruston Webster enters his first season as Tampa Bay's director of college scouting after serving in several different capacities during his first 13 seasons with the Buccaneers. Webster coordinates a staff of five regional scouts and oversees the compilation of information on college players.

Webster joined the Buccaneers in 1988 as the team's scout for the northeastern United States. From 1989-91, he served as the club's director of pro personnel. In 1992, he returned to the field as Tampa Bay's scout for the southern states and shifted to the Midwest region in 1993 and the southwest region from 1995-2000.

Before joining the Buccaneers, Webster was the tight ends/safeties coach at Tulsa University in 1987. In 1986, he was a graduate assistant at Alabama under former Buccaneer head coach Ray Perkins. Webster also served as a graduate assistant at Southwestern Louisiana in 1985.

Webster earned his bachelor's degree in health, physical education and recreation from the University of Mississippi. A native of Madison, Mississippi, he and his wife, Gayle, reside in Tampa with daughter Hannah and son Jacob.



ADMINISTRATION

FOOTBALL STAFF

Joe DiMarzo

Entering his third year with the Buccaneers, Joe DiMarzo is responsible for the team's college scouting responsibilities in the northeast region. DiMarzo came to Tampa Bay after spending the previous 15 years as a northeast area scout with National Football Scouting (NFS). During his tenure with NFS, he also served as the assistant field director at the NFL's annual scouting combine.

Prior to joining NFS in 1983, DiMarzo spent 13 years coaching football and teaching in Massachusetts and Florida, including the University of Tampa where, in 1974, he was on the same football staff as current Buccaneer Director of Player Personnel Jerry Angelo. DiMarzo also worked at Clearwater High School as well as Massachusetts high schools Stoughton, Oliver

COLLEGE SCOUT

Ames, Whitman Hanson Regional, and East Bridgewater.

While teaching in the Boston area, DiMarzo also worked part-time for the New England Patriots, grading film, scouting and serving as a team representative at the NFL's New York draft headquarters.

DiMarzo graduated from the University of South Florida with a bachelor's degree in physical education, grades K-12. A Boston native, he was a member of Whitman Hanson Regional's 1966 undefeated state championship football team. He is single and splits his residence between Boston and Tampa.



Frank Dorazio

Frank Dorazio enters his first season with the Buccaneers as the team's west coast area scout. He spent the previous three years as the director of operations for the University of Southern California football team.

Prior to working at USC, Dorazio served nine years at Purdue in various capacities. He worked as an assistant football recruiting coordinator (1989-91), football recruiting coordinator (1992-94) and as football administrative assistant/football operations (1995-97).

He also had stints in the Cleveland Browns and Cleveland Indians organizations between 1986-88.

COLLEGE SCOUT

Prior to that, he served as student manager of Ohio State's football team for five seasons (1981-85). Dorazio received his bachelor's degree in business administration/marketing from Ohio State in 1985 and his master's degree in sports administration from Kent State in 1988.

Dorazio is single and resides in Tampa.



FOOTBALL STAFF

Dennis Hickey

The 2001 season marks Dennis Hickey's fourth as a college scout for the Buccaneers. He is responsible for scouting the midwestern states for the team.

Before assuming his role as a scout for Tampa Bay, Hickey spent the 1996 and '97 seasons as a pro personnel assistant in the Bucs' scouting department. Prior to joining the Buccaneers, Hickey spent two years (1994-95) as an assistant coach at Blinn Junior College in Brenham, Texas. At Blinn, he coached the defensive backs and was

COLLEGE SCOUT

responsible for recruiting in the state of Texas.

Hickey played collegiately at Coffeyville Community College and the University of Tulsa.

He received his bachelor's degree from Tulsa in 1994 and his master's degree from Texas A&M University in 1996. He and his wife, Stephanie, have one daughter, Breanna. They live in Overland Park, Kansas.



Seth Turner

NATIONAL COMBINE SCOUT

Seth Turner begins his first season as Tampa Bay's national combine scout. Turner will serve as a scout for the southeastern United States, as well as Tampa Bay's scout for the annual NFL combine.

Turner joined the Buccaneers in July of 2000 as an intern in the college and pro scouting department. In that role, he assisted in the evaluation of professional free agents and draft-eligible college players. He also served as one of Tampa Bay's representatives at the 2001 NFL Draft.

Prior to joining the Buccaneers, Turner was an intern for the NFL's player personnel department, as well

as a summer intern for the Buffalo Bills' player personnel staff in 1999.

Turner graduated with a B.S. in physical education from Baker University in Kansas in 1997 and then earned a master's in sport management in 1999 from Indiana State. He was a four-year letterman at linebacker and defensive end at Baker, garnering third-team all-conference honors in 1996 as a senior.

Turner, a native of Lansing, Kansas, lives in Tampa with his fiancé, Ariana.



Mike Yowarsky

COLLEGE SCOUT

A 11-year member of the Buccaneers' scouting staff, Mike Yowarsky is responsible for the southeastern portion of the United States. He joined Tampa Bay in 1991 after spending the 1990 campaign as a graduate assistant at the University of Florida under head coach Steve Spurrier.

Prior to working at UF, Yowarsky spent 1989 as a teacher, assistant football coach and wrestling coach at Bradley High School in Cleveland, Tennessee. From 1984-85, he was a graduate assistant at Kansas and then served as a defensive assistant for the Jayhawks from 1986-88.

Yowarsky taught in the Knoxville school system from 1983-84.

Yowarsky earned his bachelor's degree in secondary education from Tennessee, and his master's in athletic administration and sports psychology from Kansas. A native of Cleveland, his father, Walt, is a scout for the Dallas Cowboys.

Mike and his wife, Viva, live in Cleveland, Tennessee with their daughter, Maclain.



ADMINISTRATION

FOOTBALL STAFF

John Idzik

ASSISTANT GENERAL MANAGER

John Idzik is in his ninth year with the Tampa Bay Buccaneers and his first as assistant general manager, having spent the previous five seasons as director of football administration.

In his current role, Idzik negotiates player and football operations contracts, manages and plans the team's salary cap and oversees the club's football operations budget. He also represents the team to the league on contract, salary cap and player personnel matters, and evaluates player talent. In addition, Idzik directs the team's travel and computer operations.

Idzik started with the Buccaneers in 1993 as a pro personnel assistant. He came to Tampa Bay after spending the 1991 and 1992 seasons as a graduate assistant at Duke University, where he coached the offensive line under Barry Wilson. Prior to that, he spent the 1990 season as the offensive backfield coach for the Aberdeen Oilers (Scotland) of the British American Football League. Idzik's first coaching job was as the receivers coach at the University of Buffalo in 1982.

Idzik was raised in a football family as his father, John, was the head coach for Aberdeen after previously serving as an NFL assistant coach with the Miami Dolphins, Baltimore Colts, Philadelphia Eagles and New York Jets.

Idzik was a programming project manager and systems engineer for IBM from 1983-89, working in White Plains, N.Y., Atlanta and Tampa.

Idzik graduated magna cum laude and Phi Beta Kappa from Dartmouth College in 1982, where he earned a bachelor's degree in mathematics. He played wide receiver for the football team, culminating with an Ivy League championship his senior season. He also obtained a master's degree in liberal studies from Duke in 1992.

A native of Detroit, he and his wife, Carol, have two sons, Bryant and Bradley, and a daughter, Holly. The family resides in Palm Harbor.



Mark Dominik

DIRECTOR OF PRO PERSONNEL

Mark Dominik enters his first season as Tampa Bay's director of pro personnel.

Dominik was added to the Buccaneers' staff in June 1995 as a pro personnel assistant. He served in that capacity through the 1997 season before assuming the title of pro scout in 1998. In 2000 he was elevated to the coordinator of pro personnel before being promoted to his current position this offseason.

Dominik is in charge of the recruiting and signing of all NFL free agents. In addition, he is in charge of scouting all other professional football leagues. He compiles written reports on upcoming free agents as well as the current Buccaneers' roster.

Dominik, a native of St. Cloud, Minnesota, joined Tampa Bay after spending a year-and-a-half working in both the college and pro personnel departments for the Kansas City Chiefs. Prior to his stint with the Chiefs, he worked in the sports marketing/promotions department at the University of Kansas.

Dominik has a bachelor's of science degree in sports management from Kansas. He and his wife, Amy, live in Tampa.



Nathan Whitaker

DIRECTOR OF LEGAL AFFAIRS



Nathan Whitaker is in his first season as Tampa Bay's director of legal affairs. Whitaker assists with player salary cap management, football budget administration and player contract negotiations. He also coordinates the club's travel operations and football-related legal matters.

Prior to joining the Buccaneers in January, Whitaker served as senior manager of football operations and staff counsel for the Jacksonville Jaguars for each of the last three seasons. During his time with the Jaguars, Whitaker helped analyze and develop strategy for future salary cap compliance, and conducted player contract negotiations. He also oversaw budgets for player costs and the football operations department.

Whitaker worked as an associate at the law firm of Smith Helms Mulliss & Moore in North Carolina from 1996-98, where he practiced civil litigation and labor and employment law. He also worked as a law clerk for United States District Judge Honorable Wm. Terrell Hodges in Jacksonville for two years (1994-96).

Whitaker graduated cum laude from Duke University

with a bachelor's degree in English and political science in 1991. He played for the Blue Devil football and baseball teams and was a member of the 1989 ACC Champion football team. He graduated cum laude from Harvard Law School in 1994.

Whitaker is a member of both the Florida and North Carolina bar associations, as well as the United State District Court in both states. Whitaker has long been active in the Fellowship of Christian Athletes and is a member of the Kiwanis Club of Tampa.

Whitaker, who was born in Seminole, was an all-state baseball player at Gainesville's Eastside High School. His father, Scott, is a former baseball coach at the University of Florida and Santa Fe Community College.

Whitaker and his wife Amy have one daughter, Hannah. The family resides in Lutz.

Cedric Saunders

DIRECTOR OF PLAYER DEVELOPMENT



Cedric Saunders enters his first season with the Buccaneers as director of player development. Saunders serves as the primary contact between the players, coaches and the community.

Saunders' responsibilities include involving players in continuing education program, offseason internships and jobs that provide insight into possible post-NFL careers. He is also the main liaison between the players and the club's community relations department, and encourages player involvement in charities and community activities.

Prior to joining the Buccaneers, Saunders spent the past two seasons as an Area Scout for the Kansas City Chiefs, evaluating college talent in the Midwest. A native of Sarasota, FL, Saunders is beginning his second stint with the Buccaneers. He was in training

camp for three seasons with Tampa Bay (1994-96), and saw action on both the practice squad and active roster in 1995 as a tight end and special teams player. Saunders also played with the Scottish Claymores of NFL Europe in 1997.

A four-year starter at Ohio State, Saunders posted 68 career receptions for 853 yards for the Buckeyes. He recorded 27 catches and earned second-team All-Big 10 honors as a senior and was an honorable mention selection as a junior.

Saunders and his wife, Bashi, have a newborn daughter Reegan. The family resides in Tampa.



ADMINISTRATION

FOOTBALL STAFF

Todd Toriscelli

Head Trainer Todd Toriscelli enters his fifth season with the Buccaneers. Prior to coming to Tampa Bay, he spent a combined seven years as a head trainer for Stanford, Miami (FL) and Kansas State universities.

Toriscelli spent 1995-96 as Stanford's head trainer, while also serving as the National Athletic Trainers Association's liaison to the NCAA Football Rules Committee during that time period. He worked as the head athletic trainer at the University of Miami during the 1993-94 seasons, and spent three years in the same capacity for Kansas State (1990-92).

HEAD TRAINER



A native of Steubenville, Ohio, Toriscelli holds a bachelor's degree in athletic training from Ohio University (1984), and a master's degree in physical education with an emphasis on sports medicine from the University of North Carolina (1985).

Toriscelli and his wife, Chris, reside in Tampa with their son Shane and daughter Jenna.

Jim Whalen

DIRECTOR OF REHABILITATION

Jim Whalen begins his second season as the Buccaneers' director of rehabilitation. Whalen works directly with Head Trainer Todd Toriscelli to treat and rehabilitate Buccaneer players.

Whalen came to the Buccaneers from Kansas State University, where he served as the director of sports medicine for four years. From 1994-97, Whalen served as the assistant athletic trainer at the University of Miami. He also worked as an assistant athletic trainer from 1992-93 for the New England Patriots.

Whalen graduated from Bridgewater State College (MA) in 1992 with bachelor's of science degree in physical education, then earned a master's in sports medicine from Miami in 1996. He has been a certified member of the National Athletic Trainers Association since 1993. Whalen and his wife, Rene, have two children, daughter Courtney and son Ryan. The family resides in Tampa.



Dr. Joseph Diaco

The 2001 season marks Dr. Joseph Diaco's 23rd as the Buccaneers' chief team physician and his 24th year of association with the club overall. Diaco is the Chief of Surgery at St. Joseph's Hospital in Tampa, where he currently practices general and laparoscopic surgery.

Besides his aforementioned duties, Diaco is also a clinical professor at the University of South Florida and the president of the Tampa Surgical Society. A fellow of the American College of Surgeons, Diaco came to the Tampa Bay area 26 years ago. From 1971-74, he served as the chief of surgery at the Air Force Hospital at Warner Robbins Air Force Base in Georgia. Diaco served his

TEAM PHYSICIAN

residency in general surgery at the University of Pennsylvania Hospital from 1965-70.

A Tampa resident, Diaco earned his bachelor's degree from Villanova and also graduated from Hahnemann Medical College and Hospital in his native Philadelphia. His twin brother, Nick, is a heart specialist in Los Angeles. Diaco's three sons include Daniel, who is a plastic surgeon at USF, Stephen, who is a Tampa attorney and Joseph, who is also an attorney practicing in Tampa.



FOOTBALL STAFF

Dave Levy

Dave Levy begins his 14th season as the team's video director. His responsibilities include all videotaping, editing and production for the team. He also oversees the Bucs' game film library and handles film trade-outs with the other NFL clubs. In preparation for each season's NFL draft, Levy's department also aids the personnel department in acquiring, editing and maintaining videotape on draft-eligible players. He was hired by the Bucs after previously serving as an assistant in the Pittsburgh Steelers' video department.

VIDEO DIRECTOR

A native of Pittsburgh, Levy went to high school in nearby Bethel Park. Levy also attended the Community College of Allegheny County, the University of Pittsburgh, and Indiana University of Pennsylvania. He and his wife, Kelly, a registered nurse, live in New Tampa with sons Andrew, Garrett and Bryce.



Pat Brazil

Pat Brazil is in his 11th season as Tampa Bay's assistant video director. He assists Video Director Dave Levy in the shooting and duplicating of games and practices while also editing and producing various other tapes for the coaching staff.

Brazil came to the Buccaneers from the Kansas City Chiefs, where he spent four seasons as a video assistant. Brazil's father, Dave, has coached for more than 40 years, including 18 in the

ASSISTANT VIDEO DIRECTOR

NFL, and is currently a defensive assistant for the New York Giants.

A native of Tulsa, Oklahoma, Brazil graduated from Blue Springs (MO) High School and also attended Blue Springs Community College. He and his wife, Dana, live in Lutz with son, Jason.



Important NFL Dates 2001

July 22	Signing period ends at 4:00 PM ET for unrestricted free agents who received June 1 tender
August 6	Pro Football Hall of Fame Game: Miami Dolphins vs. St. Louis Rams
September 2	Roster cutdown to maximum of 53 players
September 9-10	Kickoff 2001 Weekend
December 31	Regular season ends

2002

January 5-6	Wild Card Weekend
January 12-13	Divisional Playoffs
January 20	Conference Championships
January 27	Super Bowl XXXVI, New Orleans, Louisiana
February 3	AFC-NFC Pro Bowl, Honolulu, Hawaii

ADMINISTRATION

FOOTBALL STAFF

Darin Kerns

EQUIPMENT MANAGER

Darin Kerns enters his fifth season as Tampa Bay's equipment manager. He is responsible for outfitting Buccaneer players and coaches, purchasing equipment, and maintaining the team's locker room facilities. Kerns also handles the transportation of Tampa Bay's equipment for the team's road contests.

Kerns was selected to the NFL equipment staff for the 1999 Pro Bowl and accompanied the Buccaneers' coaching staff to the 2000 Pro Bowl.

Kerns came to the Bucs from the Kansas City Chiefs, where he served as an assistant equipment manager from 1989-97. During his Kansas City tenure, Kerns

was selected as a member of the AFC Pro Bowl equipment staff in 1994 and also worked for the Scottish Claymores of the World League in the spring of 1996. He has since served as a consultant for equipment to NFL Europe. While a student at the University of Missouri, he served as the school's student manager from 1987-90.

Born in Marshall, Missouri, Kerns graduated from University of Missouri in 1991 with a degree in physical education. He resides in Tampa.



Mark Meschede

ASSISTANT EQUIPMENT MANAGER

Mark Meschede joined the Buccaneers' equipment staff on July 1, 1997. His responsibilities with the team include assisting equipment manager Darin Kerns with the outfitting of players and maintenance of Buccaneer locker room facilities.

Before coming to Tampa, Meschede served as the equipment manager for NFL Europe's Frankfurt Galaxy from 1995-97. He was an equipment assistant with the Kansas City Chiefs from 1992-94, where he worked with Kerns for three seasons.

Meschede owns a bachelor's degree in history from Missouri Valley College and a master's in history from Central Missouri State University. Originally from Marshall, Missouri, Meschede now lives in Tampa.



NFL Toughest 2001 Home Schedules

Team	Home Opponents' 2000 Record	Win Percentage
Tampa Bay	76-52	.594
Kansas City	72-56	.563
Minnesota	72-56	.563
St. Louis	70-58	.547
San Francisco	70-58	.547

Tom Alas

CHIEF FINANCIAL OFFICER



Tom Alas was named Chief Financial Officer on January 17, 2000 and enters his second season with the Buccaneers. Alas oversees all aspects of the organization's financial operations, including concessions, merchandise and stadium operations, cash management, financial reporting, banking relationships, internal controls and budgeting.

Prior to joining the Buccaneers, Alas served as the CFO for IBE Trade Corp for five years. IBE Trade specialized in trading fertilizers on the open market from the former Soviet Union to major corporations around the world. IBE Trade has annual sales of \$250 million and Alas' responsibilities included preparing monthly reporting packages, overseeing foreign office locations, acquiring asset-based financing and maintaining and developing all banking relationships.

Alas became IBE Trade's CFO after spending seven years with Coopers & Lybrand, an industry-

leading international accounting firm. He was manager in the Financial Advisory Services group and serviced clients in the health care, hospitality, real estate and telecommunications industries. Alas joined Coopers & Lybrand after graduating from Manhattan College in 1988 with a degree in accounting.

Alas is a Certified Public Accountant and is a member of the American Institute of Certified Public Accountants and the New York State Society of CPA's.

Alas and his family relocated to Tampa from their hometown of Port Washington, New York. Alas and his wife, Lori currently reside in Tampa with their three children.

Chris Kartzmark

DIRECTOR OF GAME DAY AND VIDEO PRODUCTION



Chris Kartzmark is in his second season as the Buccaneers' Director of Game Day and Video Production after spending two years as the team's manager of video production and scoreboard operations. He oversees all production and programming of Buccaneer video projects, including broadcast commercials, marketing videos, web site video programming and stadium video screen graphics (BucVision). He guides all projects from concept to completion, serving as videographer, graphic designer and editor.

Kartzmark directs more than 30 audio and video technicians during Buccaneer games, as well staffing and operating the system for all other stadium events. He helps produce and coordinate Buccaneer on-field entertainment, writes all PA scripts and controls in-stadium music selection. In 1998, Kartzmark supervised the installation, programming and operation of Raymond James Stadium's sophisticated new video and scoreboard system.

The Buccaneers' game day audio-visual presentation was recognized as the best in sports after the

2000 season. Kartzmark, 29, received Golden Matrix Awards from the Information Display and Entertainment Association for Best Game Day Video Show – Football and Best Game Day Video Show – Overall.

Before joining the Buccaneers, Kartzmark spent two years with the Walt Disney Company. Beginning at Disney MGM Studios, he worked on several television projects for ESPN, ABC and HBO. In 1997, he moved on to Disney's Wide World of Sports, where he produced and directed all in-house video and matrix production for events such as Atlanta Braves spring training, Orlando Magic exhibition games, Harlem Globetrotter games, amateur tournaments and special events.

A native of Daytona Beach, Florida, Kartzmark graduated from the University of Florida with a degree in television production. He resides in Tampa.



ADMINISTRATION

Gene Magrini

DIRECTOR OF HUMAN RESOURCES/SALES

Gene Magrini enters his second season as Tampa Bay's director of human resources/sales.

In his current role, Magrini oversees all aspects of human resources, including wage and salary planning and administration, benefit program design and management, policy and procedure development and application and non-player personnel guidance.

Prior to joining the Buccaneers, Magrini spent five years as the Regional Human Resource Director for the Tampa Bay area operations of Charter Hospital. Magrini has more than 14 years of professional human resource experience within manufacturing, research and development, corporate, and health care environments.

Magrini is the former chairperson of the Florida

Employers Advisory Council, a former donor chairperson of the Hernando Community Blood Bank, a member of the National Society for Human Resource Management and a member of HR Tampa.

While pursuing his bachelor's of science degree in business administration at Rutgers University, Magrini was selected as a legislative intern in the United States House of Representatives to research legislative initiatives in corporate hostile takeover bids.

He and his wife have three children. The family resides north of Tampa.



Mike Newquist

DIRECTOR OF TICKETING & LUXURY SUITE RELATIONS

Mike Newquist begins his fifth season with the Buccaneers and third as the team's director of ticketing & luxury suite relations. In this role, Newquist oversees all of the team's ticket sales, ticket operations, customer relations and parking operations and sales. During this past offseason, Newquist also assumed the role of overseeing the team's luxury suite department.

Newquist administers a staff whose responsibilities include season ticket sales, club seat sales and service, group and tailgate sales and the Buccaneers' customer service personnel. Newquist also serves as the team's liaison with Fine Host Corporation, which handles stadium concessions.

He originally joined the Buccaneers in 1997 as part

of the team's expanded club seat sales staff.

Prior to his stint with the Buccaneers, Newquist previously worked for the Chicago Bears as an intern in the team's front office in 1993 and 1994. He spent the years in the interim in corporate marketing and sales.

A graduate of Lake Forest College in Illinois with a degree in business, Newquist was born in Elgin, Illinois.

He currently lives in Tampa with his wife, Julie, and their daughter Kailey.



Reggie Roberts

DIRECTOR OF COMMUNICATIONS

Reggie Roberts enters his fifth season as Tampa Bay's director of communications. Roberts serves as the day-to-day spokesman for the Buccaneers on all football and non-football matters, and is responsible for coordinating all media coverage and publicity for the team. Additionally, Roberts is the club's liaison between local, national, and international media, and the main club contact with the television networks that broadcast Buccaneer games.

Now in his 12th season in the NFL, Roberts came to Tampa Bay in 1997 from the NFL's New York headquarters where he was the National Football Conference Director of Information for seven seasons (1990-96).

Following the 1997 season, Roberts and his staff received the coveted Rozelle Award from the Professional Football Writers of America. The award is presented annually by the PFWA to the NFL's top public relations/communications staff. It marked the first time in franchise history the Buccaneers communications staff had ever received the award. The Bucs were again a finalist for the award in both 1999 and 2000.

During seven seasons with the NFL office, Roberts was the public relations director and primary league office contact for the 15 NFC teams. He also coordinated media operations at seven NFC Championship Games, seven Super Bowls (XXV-XXXI), and three Tokyo American Bowls in Tokyo, Japan. Roberts has also been selected as a member of the NFL's Communications Staff at Super Bowl XXXII in San Diego, Super Bowl XXXIII in Miami, Super Bowl XXXIV in Atlanta and Super Bowl XXXV in Tampa.

Before joining the NFL in 1990, Roberts spent four-and-a-half years as a sportswriter with the *Austin American-Statesman* in Austin, Texas where he won two national Associated Press Sports Editor awards and one Texas Associated Press Sports Editor award.

Roberts, a native of Alexandria, Louisiana, earned his bachelor's of science degree in journalism and a minor in English from Northeast Louisiana University in 1986. He and his wife, Wendy, reside in Carrollwood with their son, Reid Alexander.



Andrés Trescastro

DIRECTOR OF SECURITY

The Tampa Bay Buccaneers' security force is directed by Andrés Trescastro. In his fourth season with the Buccaneers, Trescastro handles all of the team's security issues at the main offices, on the road and at special events.

A veteran security director with more than 15 years of experience, Trescastro is a graduate of the Florida Department of Law Enforcement as well as the Tampa Police Academy. He currently holds the rank of Deputy Chief in the Reserve Force of the Tampa Police Department. A seasoned professional with more than 5,000 hours of instruction in criminal justice and another 1,200 hours of criminal deterrence training, Trescastro has overseen the installation of a new, comprehensive technical security system at One Buccaneer Place.

Trescastro also owns extensive training in field investigation and advanced surveillance/advance protocol and has led high-level security teams for several Presidential visits to the Tampa area, as

well as visits from the Royal family and other functionaries. In 1995, he was honored with the Tampa Bay Sertoma Community Service Award and in 1998 he received the Reserve Police Officer of the Year Award. In addition, he is the recipient of the Medal of Valor, a prestigious award that can only be earned by saving another human life.

Prior to joining the Buccaneers, Trescastro worked at Beneficial Savings and Loan Corporation from 1984-98. At Beneficial, he designed the firm's entire \$47 million security protocol, experience he will use in formulating the security for the Buccaneers' new office and training complex. A native of Cuba, Trescastro currently resides in South Tampa with his wife, Rebecca. The couple has three children.



ADMINISTRATION

Stephanie Waller

DIRECTOR OF COMMUNITY RELATIONS



Stephanie Waller was named director of community relations for the Buccaneers in February, 1999 after spending one season as the team's senior manager of community relations. Waller's department oversees all of the charitable inquiries directed to the Buccaneers, from donation item requests to player appearances and player involvement with individual charities.

Waller and her staff are also responsible for creating and coordinating individual player programs and extending the team's charitable commitment to the Tampa Bay and Orlando tri-county areas. These programs, such as Warrick Dunn's Homes for the Holidays, Derrick Brooks' Brooks Bunch and Jerry Wunsch's "Jerry's Journey" program, have received national recognition for their impact on local children and families.

In addition, the community relations department oversees the NFL's only Student Advisory Board and

the league's largest game-day ticket program, which involved 20 players and coaches hosting school children and charitable groups at each Buccaneers home game in 2000.

Waller originally joined Tampa Bay's staff in 1990 and has been involved in the team's community relations efforts since 1995. She moved into the team's public relations staff in 1991 as an assistant and remained in that role through the 1996 season before concentrating solely on community relations as a manager in 1997.

A native of nearby Plant City, Waller is near completion of a degree in business management at Eckerd College. She resides in Tampa.

Maury Wilks

DIRECTOR OF SPECIAL EVENTS



Maury Wilks enters his first season as Tampa Bay's director of special events after working in several capacities with the organization over the last three seasons.

Wilks is responsible for the production of all team special events, including the Publix Golf Tournament, Checkers Bucs on the Beach Volleyball Tournament and the TECO Draft Day Dash. He also coordinates all logistical aspects of Buccaneer training camp each year prior to the season. In addition, Wilks oversees all live game day entertainment, including the Tampa Bay Buccaneer cheerleaders.

Wilks began with the Buccaneers as a club seat sales representative in June of 1998 before moving into special events in March of 1999. He was

promoted to director this past February. Wilks also served as the Buccaneers' Super Bowl Task Force representative for Super Bowl XXXV this past January, assisting the NFL and the Tampa Bay community with all of their Buccaneer related needs.

The 26-year old Wilks graduated from Marist College with a bachelor's degree in psychology. He was a three-year starter on the football team and served as captain his senior season.

A native of Long Island, New York, Wilks is single and resides in Tampa.

George Woods

DIRECTOR OF MARKETING



George Woods enters his fifth season as Tampa Bay's director of marketing.

Woods has developed and implemented the Buccaneers' Pewter Partner agreements with the team's top sponsors. This new approach to sports marketing is founded on reducing advertising clutter while giving fewer sponsors deeper packages. The results have been a better game day experience for the fans and more impact for the Pewter Partners. By design, the Buccaneers have the fewest amount of sponsors in the National Football League.

Woods' department focuses on servicing existing Pewter Partners and securing new ones. In addition, Woods oversees the statewide Buccaneer Radio Network and the team's preseason television

network. He also oversees sponsor marketing and community outreach programs for all events.

Before joining the Buccaneers, Woods spent 10 years in marketing and media planning with Anheuser-Busch Companies, Inc., in Atlanta and St. Louis.

Woods is a graduate of the University of Florida with a degree in advertising and a minor in marketing. The Lakeland native is married to Jennifer, his high school sweetheart. They are the parents of three children: Alexis, Lindsey and Lloyd.

Buccaneers' Largest Margins of Victory

Margin	Score	Date	Opponent
41 points	41-0	9/10/00	Chicago
38 points	48-10	9/13/87	Atlanta
35 points	35-0	12/27/98	at Cincinnati
34 points	37-3	11/22/81	Green Bay
28 points	41-13	10/29/00	Minnesota
	31-3	11/18/79	N.Y. Giants
	31-3	9/13/92	Green Bay
21 points	31-10	9/17/00	at Detroit
	31-10	11/19/78	Buffalo
	31-10	11/9/97	at Atlanta
20 points	27-7	12/3/00	Dallas
	41-21	12/16/84	N.Y. Jets
	27-7	11/16/97	New England



ADMINISTRATION

ADMINISTRATION



Jeff Ajluni
*Manager
New Partner
Development*



Daniel Battles
*Maintenance
Personnel*



Zack Bolno
*Communications
Coordinator*



Erika Brierley
*Glazer Family
Foundation
Coordinator*



Jack Brown
Website Engineer



Chris Bryan
Video Editor



Bill Burch
*BSC Maintenance
Manager*



Jill Burke
Accounting Clerk



Bill Butler
*Group Sales
Manager*



Gene Cabrera
Controller



**Sandy
Charboneau**
*Cheerleading
Assistant*



Garland Conger
*Game Day & Video
Production
Coordinator*

ADMINISTRATION



Denise Dispenza
*Ticketing &
Customer Relations
Assistant*



Liesel Donaldson
Graphic Artist



Kevin Dupont
*Operations
Coordinator*



Lisa Elliott
*Human Resources
Assistant*



**Lucy Ann
Gossett**
*Human Resources
Assistant*



Chris Greer
Marketing Manager



**Christine
Hartman**
*Community Relations
Administrative
Assistant*



**Nancy
Hasselman**
*Player Personnel
Executive Assistant*



Chip Hayward
BSC Representative



Christina Heskett
*BSC Administrative
Assistant*



Jill Hobbs
*Executive Assistant
to the General
Manager*



Dr. Chet Janecki
Team Physician



ADMINISTRATION

ADMINISTRATION



Pat Jernigan
Assistant Trainer



Rob Julian
Groundskeeper



Jeff Kamis
*Communications
Manager*



Peter Kemp
*Customer Service
Representative*



Michael Kerrigan
Marketing Manager



Dan Krueger
Purchasing Agent



**Michael
Lamberson**
*Computer
Programmer*



Dave Lane
*Maintenance
Personnel*



Jason Layton
*Luxury Suite Service
Manager*



Jeff Leinen
*Customer Service
Manager*



Jim LeRoy
*Stadium Facilities
Manager*



Nancy Linker
Sales Representative

ADMINISTRATION

ADMINISTRATION



Rob Marchiafava
*Customer Service
Representative*



Stephanie Maza
*Community Relations
Coordinator*



Lora McCarthy
*Coaches' Executive
Assistant*



Michelle McCune
*Administrative
Assistant to the
Executive
Vice Presidents*



Jacque McKelvin
*Executive Assistant
to the Executive
Vice Presidents*



Julia O'Neal
*Communications
Administrative
Assistant*



Ryan Owens
Equipment Assistant



Karen Paskert
*Payroll/Accounts
Payable*



Emily Patton
*Marketing
Administrative
Assistant*



Karen Phifer
*Customer Service
Representative*



Natasha Phillips
Event Coordinator



Cheryll Pricher
*Luxury Suite Sales
Manager*



ADMINISTRATION

ADMINISTRATION



Sam Rubenzer
Marketing Manager



Leslie Scarandino
Sales Representative



Brenda Shipman
*Accounting
Administrative
Assistant*



**Rebecca
Silverstone**
*Community Relations
Coordinator*



Scott Smith
Internet Manager



**Reginald
Sperling**
*Luxury Suite
Manager*



A.J. Stalker
Receptionist



Kim Stambaugh
*Customer Service
Representative*



Barbie Stevens
*Luxury Suite
Service Manager*



Paytra Stempel
Receptionist



Jennifer Suarez
Sales Representative



Brandy Tew
*Customer Service
Representative*

ADMINISTRATION

ADMINISTRATION



Kyle Thomas
*Communications
Assistant*



Jenny Townley
*Community Relations
Media Manager*



Justin Varnum
Ticket Accounting



Tom Wagner
Team Photographer



Kelli Walker
*Administrative
Assistant*



Chad White
PC Technician



Carole Wood
*Cheerleading
Coordinator*



Dr. John Zvijac
Team Physician



ADMINISTRATION

STAFF DIRECTORY

ADMINISTRATION

Owner/PresidentMalcolm Glazer
Executive Vice PresidentBryan Glazer
Executive Vice PresidentJoel Glazer
Executive Vice PresidentEd Glazer
General ManagerRich McKay
Chief Financial OfficerTom Alas
Executive Assistant to the Executive
Vice PresidentsJacque McKelvin
Administrative Assistant to the Executive
Vice PresidentsMichelle McCune
Executive Assistant to the General Manager.....Jill Hobbs

GLAZER FAMILY FOUNDATION

Executive Director of the
Glazer Family Foundation.....Veronica 'Roni' Costello
Glazer Family Foundation Coordinator.....Erika Brierley

COACHING STAFF

Head CoachTony Dungy
Offensive CoordinatorClyde Christensen
Defensive CoordinatorMonte Kiffin
Strength & ConditioningMark Asanovich
LinebackersJoe Barry
QuarterbacksJim Caldwell
Asst. Strength & Conditioning.....Les Ebert
Offensive LineChris Foerster
Special TeamsJoe Marciano
Defensive LineRod Marinelli
Running Backs.....Tony Nathan
Offensive AssistantKevin O'Dea
Tight EndsRicky Thomas
Defensive BacksMike Tomlin
Defensive AssistantAlan Williams
Wide ReceiversCharlie Williams
Coaches' Executive Assistant.....Lora McCarthy

PLAYER PERSONNEL

Assistant General ManagerJohn Idzik
Director of Player PersonnelTim Ruskell
Director of College ScoutingRuston Webster
College Scout.....Joe DiMarzo, Jr.
College ScoutFrank Dorazio
College ScoutDennis Hickey
College Scout.....Mike Yowarsky
National Combine ScoutSeth Turner
Director of Pro Personnel.....Mark Dominik
Director of Legal AffairsNathan Whitaker
Director of Player DevelopmentCedric Saunders
Computer ProgrammerMichael Lamberson
Player Personnel Executive Assistant.....Nancy Hasselman

MEDICAL STAFF

Head TrainerTodd Toriscelli
Director of RehabilitationJim Whalen
Assistant TrainerPat Jernigan
Team PhysicianDr. Joseph Diaco
Team PhysicianDr. John Zvijac
Team PhysicianDr. Chet Janecki

VIDEO

Video DirectorDavy Levy
Assistant Video DirectorPat Brazil
Video EditorChris Bryan

EQUIPMENT

Equipment ManagerDarin Kerns
Assistant Equipment ManagerMark Meschede
Equipment AssistantRyan Owens

ACCOUNTING

ControllerGene Cabrera
Purchasing Agent.....Dan Krueger
Payroll/Accounts PayableKaren Parker
Accounting ClerkJill Burke
Ticket AccountingJustin Varnum
Accounting Administrative AssistantBrenda Shipman

COMMUNICATIONS

Director of CommunicationsReggie Roberts
Communications ManagerJeff Kamis
Communications Coordinator.....Zack Bolno
Communications AssistantKyle Thomas
Communications Admin. AssistantJulia O'Neal

COMMUNITY RELATIONS

Director of Community RelationsStephanie Waller
Community Relations Media Manager.....Jenny Townley
Community Relations Coordinator.....Stephanie Maza
Community Relations CoordinatorRebecca Silverstone
Community Relations Admin. Asst.....Christine Hartman

GAME DAY AND VIDEO PRODUCTION

Director of Game Day and
Video ProductionChris Kartzmark
Game Day and Video Production
CoordinatorGarland Conger

HUMAN RESOURCES/SALES

Director of Human Resources/SalesGene Magrini
Luxury Suite Sales ManagerCheryll Picher
Group Sales ManagerBill Butler
Sales RepresentativeNancy Linker
Sales RepresentativeLeslie Scardano
Sales RepresentativeJennifer Suarez
Human Resources AssistantLucy Ann Gossett
Human Resources AssistantLisa Elliott
ReceptionistA.J. Stalker
ReceptionistPaytra Stempel

INTERNET

Internet ManagerScott Smith
Website EngineerJack Brown
Graphic ArtistLiesel Donaldson

MARKETING

Director of MarketingGeorge Woods
Manager New Partner DevelopmentJeff Ajluni
Marketing ManagerChris Greer
Marketing ManagerMichael Kerrigan
Marketing ManagerSam Rubenzer
Marketing Administrative AssistantEmily Patton

PHOTOGRAPHY

Team PhotographerTom Wagner

SECURITY/FACILITY

Director of SecurityAndres Trescastro
Stadium Facilities Manager.....Jim LeRoy
BSC Maintenance ManagerBill Burch
PC TechnicianChad White
GroundskeeperRob Julian
Maintenance PersonnelDaniel Battles
Maintenance PersonnelDave Lane
Administrative AssistantKelli Walker

SPECIAL EVENTS

Director of Special EventsMaury Wilks
Event CoordinatorNatasha Phillips
Operations CoordinatorKevin Dupont
Cheerleading CoordinatorCarole Wood
Cheerleading AssistantSandy Charboneau



TICKET AND LUXURY SUITE OPERATIONS

Director of Ticketing and
Luxury Suite RelationsMike Newquist
Customer Service ManagerJeff Leinen
Luxury Suite ManagerReginald Sperling
Luxury Suite Service ManagerJason Layton
Luxury Suite Service ManagerBarbie Stevens
Customer Service RepresentativePeter Kemp
Customer Service RepresentativeRob Marchiafava
Customer Service RepresentativeKaren Pifer
Customer Service RepresentativeKim Stambaugh
Customer Service Representative.....Brandy Tew
Ticketing & Customer
Relations AssistantDenise Dispenza

BSC OPERATIONS

BSC RepresentativeChip Hayward
BSC Administrative AssistantChristina Heskett
Adidas RepresentativeRandy Burdette

VETERANS



27

RABIH ABDULLAH

Running Back



HT: 6-1

WT: 227

BORN: 4/27/75

NFL: 4TH YEAR

ACQUIRED: FA, 1998

COLLEGE: LEHIGH



Pro: Strong, reliable runner whose playing time has increased over his three seasons in the NFL... Will switch to the FB position after backing up RB Warrick Dunn... Has been a steady contributor on special teams, collecting 32 special teams tackles... Had season-highs in carries (16) and yards (70) during 2000... Lone rookie free agent to make Tampa Bay's roster in 1998.

2000: Played in 12 games and saw action at RB in seven of those games... Also came off the bench in playoff contest... Rushed for a career-high 70 yards on 16 carries (4.4 avg.)... Posted a career-high 16 special teams tackles, fourth-best on the team... Had two rushes for 18 yards, including a career-long 19-yard run on a fake punt that set up a crucial first down at Chicago (11/19)... Had a career-high and team-best four special teams tackles versus Buffalo (11/26)... Posted career-highs in carries (10) and yards (38) against Dallas (12/3)... Also had first reception of the season for 11 yards... Had first kickoff return of the season against Miami (12/10) that netted 16 yards... Also contributed four carries for 14 yards (3.5 avg.)

1999: Played in 15 games, starting one at RB... Rushed five times for a career-best 12 yards... Also posted a career-high 12 special teams tackles... Snagged first career catch for eight yards at Detroit (10/31)... Started in place of Warrick Dunn (ankle) at RB in 24-17 win over Minnesota (12/6)... Rushed four times for 12 yards at Oakland (12/19)... Collected three special teams stops against Green Bay (12/26), but left the game with a broken right thumb... Placed on injured reserve three days later.

1998: Subbed in all five preseason games and led team in rushing with 50 carries for 280 yards and two TDs... Came through on longshot bid by making Bucs' 53-man roster, but was inactive for each regular-season contest... Became first Lehigh player ever to appear on Bucs' active roster.

College: In just over three seasons at Lehigh, amassed 3,696 yards and 33 touchdowns on 672 carries... Played in 33 games and started 32, averaging 5.5 yards per carry and exactly one TD per game played as a collegian... As a **senior**, started 10 games and carried 244 times for 1,225 yards and 15 TDs ... Missed all but a few plays of original senior campaign (1996) after suffering a knee injury in the first half of the opening game... As a **junior**, started all 11 games and set school records with 257 carries and 1,536 rushing yards, scoring 11 times and averaging six yards per tote... Was a first-team all-conference choice... Started 10 of 11 games as a **sophomore** and earned second-team all-conference attention for his 915 yards and seven TDs on 168 carries... Graduated from Lehigh with a degree in international business.

Personal: Single... Played basketball, track and football as a prep at Barham Clark High School in Roselle, New Jersey... Manned both RB and DB positions on the gridiron and earned all-state, all-county and all-conference honors... Along with father, Shahid, and

Xtra Points

The first Buccaneer ever from Lehigh, Rabih was the lone rookie free agent to make Tampa Bay's active roster out of training camp in 1998.

mother, Niamah, adds Muhammad Ali and Jim Brown as role models during his youth... Father played in the NFL with the New York Giants and Green Bay Packers during the pre-season under the name Richard Soules... Plans to begin breeding pit bulls and currently owns one, named Onex... Also enjoys rock climbing... Intends to use business degree to enter field of stock trading following football career... Worked as an assistant to the Dean at Lehigh during the summer while in college... During high school years, held summer job as a counselor for inner city children participating in sports, crafts and recreational activities... Full name is Rabih Fard Abdullah, born April 27, 1975 in Martinsville, Virginia.

Buccaneers Statistics

YEAR	TEAM	G-S	NO.	RUSHING				RECEIVING				ST TACKLES			
				YDS.	AVG.	LG	TD	NO.	YDS.	AVG.	LG	TD	S	A	T
1999	Tampa Bay	15-1	5	12	2.4	10	0	2	11	5.5	8	0	10	6	16
2000	Tampa Bay	12-0	16	70	4.4	19	0	2	14	7.0	11	0	11	5	16
TOTALS		27-1	21	82	3.9	19	0	4	25	6.3	11	0	21	11	32

Single-Game Highs

Rushes: 10, vs. Dallas, 12/3/00
Yards: 38, vs. Dallas, 12/3/00

Long Run: 19, at Chicago, 11/19/00
Special Teams Tackles: 4, vs. Buffalo, 11/26/00

21

DONNIE ABRAHAM

Cornerback



HT: 5-10

WT: 192

BORN: 10/8/73

NFL: 6TH YEAR

ACQUIRED: D3, 1996

COLLEGE: E. TENNESSEE STATE



Pro: Has emerged as one of the best cornerbacks in the league after earning first Pro Bowl appearance... Responsible for each opponent's top receiver, consistently shutting down any threat that he covers... Ranks third on the Buccaneers all-time interceptions list with 25... Owns an NFL-best 14 interceptions over the past two seasons... Has started in 73 consecutive games... His seven interceptions in 1999 and 2000 tied him with CBs Wayne Haddix (1990) and Jeremiah Castille (1985) for the second-best single-season effort in team history.

2000: Started all 16 games at LCB and paced the team with seven INTs and 27 passes defended... Also posted 63 tackles, one forced fumble and had one touchdown on a return of a blocked field goal... Earned long overdue trip to Hawaii with first Pro Bowl selection... Had six tackles at New England (9/3)... Had incredible game versus Chicago (9/10), tying a career-high with two interceptions, four tackles, three passes defended and one forced fumble that RCB Ronde Barber raced back for a touchdown... Helped hold the Bears to just 49 net yards passing... Had seven tackles in a pivotal NFC Central matchup at Detroit (9/17) and one interception that stopped a key Detroit drive... Led the Bucs with eight tackles versus the Jets (9/24)... Picked up a blocked FG against Minnesota (10/9) and raced 53 yards, the first Buccaneer to return a blocked FG for a touchdown since Mike Washington (9/24/78)... Had three passes defended and three tackles against the Lions (10/19)... Racked up a season-high nine

Xtra Points

Donnie, who earned his first trip to the Pro Bowl last season, has corralled an NFL-high 14 interceptions over the past two seasons. He can now boast 25 career interceptions, placing him third in franchise history.



VETERANS

tackles, one interception and three passes defended against the Vikings (10/29)... Had superb game at Atlanta (11/5), tying a career-high with two interceptions, three passes defended and four tackles... The first interception was returned 23 yards to set up Tampa Bay's first touchdown... Had six tackles and two passes defended versus Buffalo (11/26)... Grabbed one of the team's four interceptions at Miami (12/10) and added a season-high four passes defended... Had a team-high three passes defended at Green Bay (12/24)... In playoff matchup with Philadelphia (12/31) registered three tackles, one interception and one pass defended.

1999: Started all 16 games at LCB, pacing team with seven INTs and 31 passes defended... Also racked up 74 tackles and two sacks... Earned second-team All-Pro honors from *Football Digest*... Posted four tackles and one pass defended against the N.Y. Giants (9/12)... Collected four tackles at Philadelphia (9/19)... Broke up two passes versus Denver (9/26)... Had six stops, two passes defended and one INT at Minnesota (10/3)... Posted two stops and broke up three offerings at Green Bay (10/10)... Had one tackle after suffering mild concussion against Chicago (10/24)... Collected six stops at Detroit (10/31)... Tied career-high with eight tackles at New Orleans (11/7)... Posted seven stops, two passes defended and first career sack against Kansas City (11/14)... Earned NFC Defensive Player of the Week honors following a sensational outing in 19-10 win over Atlanta (11/21)... Collected two tackles and picked off two Chris Chandler passes in the fourth quarter... The first pick led to a 50-yard FG by Martin Gramatica that cut the Falcons' lead to 10-9... Returned his second INT 47 yards for his first career score with 27 seconds left to seal the win... Posted five stops, two passes defended and one INT at Seattle (11/28)... Ignited raucous crowd on third play from scrimmage in 24-17 Monday Night win over Vikings (12/6)... Blitzed from his LCB slot, soared in the air and snared a Jeff George pass, racing 55 yards for a TD to put the Bucs up 7-0... Later thwarted a Minnesota scoring drive with an INT in the end zone... Finished with four tackles, five passes defended and two picks, earning NFC Defensive Player of the Week honors... Notched three tackles and one pass break-up in win over Lions (12/12)... Posted eight stops and one pass defended at Oakland (12/19)... Set career-high mark with 11 tackles in win over Packers (12/26)... Added two passes defended and one forced fumble, which led to a 49-yard FG by Gramatica... Had two tackles and one INT in division-clinching win at Chicago (1/2)... Collected five stops and broke up two passes in 14-13 divisional playoff win over Washington (1/15)... Posted six tackles and two passes defended in NFC Championship Game at St. Louis (1/23)... Helped secondary limit the Rams' top-ranked offense to 11 points, 22 off its season average.

1998: Played in and started 13 games at LCB, tallying 44 tackles (28, 16), one INT, two fumble recoveries and 12 passes defended... Sat out three games and the majority of two others due to a pair of mid-season knee sprains, marking his first missed action in three seasons... Ranked second on the team in pass-breakups and reached double digits in that category for the third time in three NFL campaigns... Recorded four tackles and a pass defended at Green Bay (9/13)... Before leaving Carolina game (10/18) with a sprained right knee, was in on four tackles plus two stops on special teams... Named as inactive for games at New Orleans (10/25), vs. Minnesota (11/1) and vs. Tennessee (11/8) due to knee sprain sustained vs. Panthers... Returned to LCB slot at Jacksonville (11/15) and immediately recorded two pass breakups and three tackles... Started at LCB at Chicago (11/29) and had three tackles plus a diving recovery in the backfield of QB Moses Moreno's fumble... Turned in outstanding effort in Monday Night Football win over Green Bay (12/7), posting six tackles, a pass defended and a key fourth-quarter fumble recovery... Snagged first INT of season the following Sunday against Pittsburgh (12/13) and added two pass breakups... Continued late-season surge at Washington (12/19) by tying season high with six tackles and adding a pass defended.

1997: Started 16 regular-season and two playoff contests at LCB... Finished the regular season with 61 tackles (32, 29) and 20 passes defended (20), then added eight takedowns, four passes defended and a pair of INTs in two playoff contests... Repeated rookie season mark of five INTs to pace the team for the second consecutive year... Played pivotal role in tight 19-18 victory over Arizona (9/28), recording six tackles, and first INT of the season... At Indianapolis (11/2), posted five tackles along with season and career-high four passes

defensed and an INT on game's final play... In first career playoff game against Detroit (12/28), notched six tackles and tipped away a pair of third down conversion attempts... Established a club playoff record with two INTs the following week in NFC Divisional Playoff game at Green Bay (1/4).

1996: Had remarkable season as key player in Bucs' defensive secondary, earning All-Rookie Team honors from *College and Pro Football Newsweekly* and the Pro Football Writers of America... Led all league rookies and tied for sixth in NFC in INTs with five... Tied Bucs' rookie record for INTs and was the first to lead Tampa Bay in picks since 1991 (Tony Covington)... Finished seventh on the team in tackles with 57 (49, 8), tied for team lead in passes defensed (12) and had two fumble recoveries... Started two out of first six games at nickel back before becoming starting RCB in final 10 contests... In first NFL start at Detroit (9/8), tied for team lead in tackles with seven and also made two special teams stops... Came up with first career INT in prime time contest at Denver (9/15)... Drafted by Buccaneers in third round in 1996 (71st overall).

College: Four-year starter at cornerback for East Tennessee State... Statistics included 246 tackles (164, 82), 15 INTs, 50 passes defensed, one forced fumble and two fumble recoveries... Also lettered twice for Buccaneers' track team... In **senior** season, honors included first-team All-Southern Conference (coaches and media)... As LCB, started all 11 games and compiled career-best 75 tackles (55, 20), five pickoffs and 10 pass breakups (1st on team, 3rd in conference)... Earned second-team All-Southern Conference accolades as a **junior** with 60 tackles (37, 23), an interception and team-best 12 pass batdowns... Also was first-team all-conference for ETSU's track team... Had standout **sophomore** campaign with conference-best seven INTs plus 60 tackles (37, 23) and school-record 22 passes defensed... Earned second-team all-conference honors... Was finalist in both 100 and 200-meters at Southern Conference track meet... As a **freshman**, earned starting job and played both LCB and FS... Contributed 51 tackles (35, 16) plus two INTs (1 TD) and six pass breakups... Redshirted as incoming 1991 freshman... Owns bachelor of science degree in business management.

Personal: Married to Tunisia, couple lives year-round in Tampa and has three children, son Devin (7/23/97), daughter Alivia (3/31/99) and son Micah (12/11/00)... Attended Orangeburg-Wilkinson High School in Orangeburg, South Carolina, lettering in football (team MVP), basketball and track... Full name is Nathaniel Donnell Abraham, born October 8, 1973, in Orangeburg, South Carolina.

Buccaneers Statistics

YEAR	TEAM	TACKLES				TURNOVERS					SACKS		ST TACKLES		
		G-S	SOLO	AST.	TOT.	FF	FR	INT.	YDS.	PD	NO.	YDS	S	A	T
1996	Tampa Bay	16-12	49	8	57	0	2	5	27	12	0.0	0	3	2	5
1997	Tampa Bay	16-16	32	29	61	0	1	5	16	20	0.0	0	1	1	2
1998	Tampa Bay	13-13	28	16	44	0	2	1	3	12	0.0	0	2	0	2
1999	Tampa Bay	16-16	38	36	74	1	0	7	115	31	2.0	10	0	0	0
2000	Tampa Bay	16-16	41	22	63	1	0	7	82	27	0.0	0	0	0	0
TOTALS		77-73	188	111	299	2	5	25	243	102	2.0	10	6	3	9
PLAYOFFS		5-5	13	9	22	0	0	3	0	9	0.0	0	0	0	0

Single-Game Highs

Tackles: 11, vs. Green Bay, 12/26/99

Interceptions: 2 (four times), vs. Atlanta, 11/21/99;
vs. Minnesota, 12/6/99; vs. Chicago, 9/10/00;
at Atlanta, 11/5/00

Long Int. Ret.: 55t, vs. Minnesota, 12/6/99

Passes Defensed: 5, vs. Minnesota, 12/6/99



40

Fullback



MIKE ALSTOTT

HT: 6-1

WT: 248

BORN: 12/21/73

NFL: 6TH YEAR

ACQUIRED: D2, 1996

COLLEGE: PURDUE



Pro: Regarded as the top all-around fullback in the National Football League after being selected to a fourth consecutive Pro Bowl... Four Pro Bowl appearances is tied for the most by an offensive player in club history... Boasts tremendous balance and excellent footwork to leave potential tacklers in the dust... Also mixes in brute force to leave would-be tacklers thinking twice about hitting the A-Train... Led the Buccaneers in rushing with a career-high 949 yards in 1999... Bucs own a 27-5 record when he crosses the goal line... Already ranks third in club history with 3,302 yards rushing... Ranks fourth in the Buccaneer scoring annals with 234 points... His 39 career TDs is second on the team's all-time list (RB James Wilder, 46).

2000: Started 13 games, earning a fourth consecutive trip to the Pro Bowl at FB... Missed three games with a third degree sprain of the MCL in his left knee at Chicago (11/19)... Finished second on the team in rushing with 465 yards on 131 carries (3.5 avg.)... Tied for second on the team with five rushing touchdowns... Also caught 13 passes for 93 yards (7.2 avg.)... Continued his punishing ways against New England (9/3), recording 54 yards on 16 carries with two bruising scoring runs of five yards and three yards, respectively... Posted game-winning touchdown late in the third quarter... Moved into fourth on the club's all-time scoring list with his second career TD... Also moved into second place on the all-time TD list with his 35th and 36th career scores... Passed RB Errict Rhett for fourth on the team's all-time rushing chart with a five-yard run in the second quarter... Had 15 carries for a season-high 71 yards (4.7 avg.) and one touchdown versus Chicago (9/10)... Had the run of the day, breaking three tackles while carrying another defender into the end zone on a 20-yard scamper... Led the team in rushing with 68 yards rushing on 21 carries at Detroit (9/17)... Scored for the third consecutive week with a four-yard touchdown in the third quarter... Had 60 yards on 16 attempts (3.8 avg.) to lead the Bucs in rushing for the third consecutive week versus the Jets (9/24)... Had fourth touchdown of the year against Washington (10/1), rushing for 46 yards on 15 carries... Racked up 10 rushes for 56 yards (5.6 avg.), including a 14-yard run in the fourth quarter that helped set up a WR Reidel Anthony touchdown grab... Was injured at Chicago (11/19) with a third degree sprain of the MCL in his left knee... Missed the next three contests, but returned to the starting lineup in a Monday Night win versus St. Louis (12/18)... Led the team in rushing in a Wild Card game at Philadelphia (12/31), carrying the ball seven times for 42 yards (6.0 avg.)... Had an 18-yard run in the second quarter that help set up a 29-yard field goal by K Martin Gramatica.

1999: Started all 16 games, earning Associated Press All-Pro honors and a trip to the Pro Bowl... Also collected first-team All-Pro honors from *College and Pro Football Newsweekly* and *Football Digest*... Rushed for a career-best and team-leading 949 yards on a career-high 242 carries (3.9 avg.)... Accounted for all seven of Tampa Bay's rushing TDs... Also caught 27 passes for 239 yards and two scores... Carried 15 times for 64 yards and scored on a 17-yard screen pass in 19-5 win at Philadelphia (9/19)... Rushed for a career-high 131 yards on a career-best 25 carries in 13-10 win over Denver (9/26)... Opened scoring with a 28-yard TD run on Tampa Bay's opening possession, then gobbled up 52 yards in the fourth quarter... Racked up 87 yards on 14 carries at Green Bay (10/10)... Scored on a 22-yard run that gave the Bucs a 23-19 lead with 1:45 left... Netted 72 yards on 14 carries in win over Chicago

(10/24)... Toted the ball 25 times for 117 yards and one score in 31-16 win at New Orleans (11/7)... Racked up 64 yards in the fourth quarter, including a game-clinching 25-yard TD run... Rushed for 48 yards – 29 in the final quarter – in win over Atlanta (11/21)... Totaled 73 yards in 16-3 win at Seattle (11/28), including

24-yard catch that set up Tampa Bay's lone TD... Collected 95 yards on 23 carries in Monday Night win over Vikings (12/6), including season-best 30-yard scamper that set up a FG... Scored twice in the fourth quarter to rally Bucs to 23-16 win over Lions (12/12)... Plunged into the end zone from one yard out, then scored on a 22-yard screen pass with 4:18 left to give Tampa Bay its first lead... Carried 19 times for 79 yards and two TDs in win over Packers (12/26) ... Scored on a five-yard run to extend Bucs' lead to 22-10... Sealed the game with a 17-yard run, faking CB Mike McKenzie out of his cleats on his way to the end zone... Rushed for 61 yards in the fourth quarter... Carried 22 times for 64 yards and a one-yard TD run in division-clinching win at Chicago (1/2)... Turned in a highlight-reel scoring scamper that ignited a two-TD rally in 14-13 divisional playoff triumph over Washington (1/15)... Initially ventured right, eluded some tackles, then cut back to the middle, bounced off another tackle and rumbled into the end zone for perhaps the longest two-yard TD run ever caught on film... Rushed for 39 yards on 12 carries in NFC Championship Game at St. Louis (1/23).

Xtra Points

Mike made his fourth straight appearance in the Pro Bowl this past February, marking the most consecutive appearances by a Buccaneer offensive player in franchise history.

1998: Played in his second consecutive Pro Bowl as the NFC's top vote-getter at fullback (considered a non-starting position)... Also the only Buccaneer selected to the Associated Press All-Pro first team and earned the same honor from *USA Today*... Posted 846 rushing yards on 215 carries (3.9 avg.) while adding 22 receptions for 152 yards... Posted eight rushing TDs and added another score on a reception to lead the team with nine total TDs... Helped the Buccaneer running game finish fourth in the league with 2,148 rushing yards, Tampa Bay's best total since 1979 and second best ever... Crucial part of Bucs' home-opening win over Chicago (9/20), posting first career 100-yard rushing game with 103 yards and a touchdown on 20 carries... Recorded 84 of his 103 yards vs. Bears in the second half as Tampa Bay rolled up a single-half team-record 192 rushing yards... Rushed 17 times for 86 yards and a TD against Giants (10/4)... Snagged a season-high six receptions for 36 yards against Carolina (10/18)... Rushed for 128 yards and a TD on just 19 carries vs. Minnesota (11/1) as Bucs downed previously-undefeated Vikings by amassing a team-record 246 yards on the ground... Scored winning TD in 27-24 decision over Minnesota on a six-yard, fourth-quarter run, then iced the game on Tampa Bay's next possession with a pinballing 37-yard carry... Contributed 68 rushing yards and a score plus one 17-yard catch vs. Detroit (11/22)... Scored critical third-down TD in win at Chicago (11/29) by catching a swing pass short of the goal line and bullying over three Chicago defenders to reach the end zone... Paced ground game vs. Pittsburgh (12/13) with 78 yards and a score on 24 totes, then posted 80 more yards on just 13 carries (6.2 avg.) at Washington (12/19)... Finished season in grand style at Cincinnati (12/27), tying a team-record by scoring three TDs on one, one and three-yard carries among 69 rushing yards as Tampa Bay won 35-0.

1997: Started all 15 games in which he played, missing only contest during first three years at New York Jets (12/14) with a quad contusion... Went to first Pro Bowl as NFC's leading vote-getter at FB... Selected to AP All-Pro, *Sports Illustrated* All-Pro and *College and Pro Football Newsweekly* All-Pro (second team) squads... Produced a combined 843 total yards from scrimmage (665 rushing, 178 receiving) on 199 touches (176 rushes, 23 receptions), scored 10 TDs (seven rushing, three receiving), and led or tied for the club lead in rushing yards a team-high nine times... With those 10 scores, became just the third player in team history to register double-digit touchdown totals... In season opener against 49ers (8/31), paced the team in rushing with 69 yards on 14 carries (4.9 avg.) and hauled in three passes for 50 yards... In prime time 31-21 beating of Dolphins (9/21), recorded 95 rushing yards on season-most 18 carries (5.3 avg.) and reeled in season-high four passes for 20 yards on way to scoring twice... Led the team in rushing at Atlanta (11/9) with 77 yards on 14 attempts (5.5 avg.), including a career-long 47-yard TD... The next week vs. New England (11/16), had most productive combined day of season with 126 yards (91 rushing, 35 receiving) and a one-yard fourth-quarter



VETERANS

TD run... In postseason action vs. Detroit (12/28), hauled in one pass for 12 yards and contributed 68 yards rushing on 11 carries (6.2 avg.), including a 31-yard TD scamper that stands as the longest run in franchise playoff history... At Green Bay the following week (1/4), ran seven times for 21 yards and his second postseason score, a six-yard TD burst.

1996: Enjoyed phenomenal rookie campaign, leading Tampa Bay with six TDs and becoming first Buc ever to compile at least three rushing TDs and three receiving TDs in same season... Inaugural year honors included first-alternate selection for 1996 Pro Bowl, 1996 AP All-Pro second-team, 1996 *Football Digest* All-Pro second-team and NFC Offensive Rookie of the Month in November... Amassed 377 rushing yards and three TDs on 96 attempts and 557 receiving yards and three TDs on 65 catches... Set new Buccaneer rookie record for receptions in a season, pacing all players on the '96 squad and leading all NFC rookies... Finished second on squad in rushing yards, averaging team-best 3.9 yards per carry... Enjoyed first career score in victory over Minnesota (10/13) on tackle-breaking 12-yard reception ... Recorded first career rushing TD in 10/20 game at Arizona on one-yard dive over center... Had strong game in OT victory over Oakland, setting career high and team season-high in receptions with eight... Led team with seven catches for 91 yards and a TD in home win over New Orleans (11/24)... Set season-high mark in rushing (67 yards) in home triumph over Washington (12/8)... Recorded season-best 39-yard run at Minnesota (12/15)... Drafted by the Buccaneers in the second round in 1996 (35th overall).

College: Purdue's Most Valuable Player in each of last three seasons, the only player ever to accomplish that feat for Boilermakers... Statistics in 43 games included 3,635 rushing yards on 644 carries (5.6 avg.) with 39 TDs... Also caught 93 passes for 1,075 yards (11.6 avg.) with three scores... Finished as Purdue's all-time leading rusher, surpassing Otis Armstrong... Also is school's all-time leader in rushing TDs, total TDs and points... Is only Purdue player ever to accumulate over 2,500 rushing and 1,000 receiving yards... As a **senior**, finished 11th in Heisman Trophy balloting, was a Gannett All-America and was either a first or second-team All-Big 10 choice by all selectors... Rushed for a school-record 1,436 yards on 243 attempts (5.9 avg.) with 11 TDs... Established school records with eight straight 100-yard performances and nine overall for season... Caught 25 passes for 162 yards... In **junior** year, ran for 1,188 yards on 202 totes (5.9 avg.) with career-best 14 TDs, and had 23 receptions for 298 yards... Was first Purdue player in 18 years to rush for over 1,000 yards, averaging 108 yards per contest... 14 TDs tied school record set by Tony Bultkovich (1943) and Leroy Keyes (1967)... In **sophomore** season, credited with 816 rushing yards on 153 attempts (5.3 avg.) with 12 TDs... Also had career-best 30 catches for 407 yards with pair of scores... Was first Boilermaker sophomore in 48 years to be named team's MVP... As a **freshman**, ran for 195 yards on 46 carries (4.2 avg.) with two TDs while also catching 15 passes for 208 yards with one score... Holds B.S. in business.

Personal: Married Nicole this past offseason, couple resides in St. Petersburg... Has a son, Griffin (4/1/99)... Through involvement with the Boys & Girls Club, established the Mike Alstott Football Camp for youths ages 8-18 during '97 off-season and has continued the popular program during the last two summers... Teamed with TE Dave Moore to open a restaurant — Island Way Grill — in Clearwater... Hobbies include golf, basketball and fishing... Attended Joliet Catholic High School, lettering in football and baseball... In high school, was *Parade* All-America and *Chicago Sun-Times* Player of the Year... High school team won state title in junior year with 14-0 record... Full name is Michael Joseph Alstott, born December 21, 1973, in Joliet, Illinois.

Buccaneers Statistics

YEAR	TEAM	G-S	NO.	RUSHING				RECEIVING				ST TACKLES			
				YDS.	AVG.	LG	TD	NO.	YDS.	AVG.	LG	TD	S	A	T
1996	Tampa Bay	16-16	96	377	3.9	39	3	65	557	8.6	29	3	1	0	1
1997	Tampa Bay	15-15	176	665	3.8	47t	7	23	178	7.7	26	3	0	0	0
1998	Tampa Bay	16-16	215	846	3.9	37	8	22	152	6.9	26	1	0	0	0
1999	Tampa Bay	16-16	242	949	3.9	30	7	27	239	8.9	24	2	0	0	0
2000	Tampa Bay	13-13	131	465	3.5	20t	5	13	93	7.2	21	0	0	0	0
TOTALS		76-76	860	3,302	3.8	47t	30	150	1,219	8.1	29	9	1	0	1
PLAYOFFS		5-5	52	194	3.7	31t	2	7	62	8.9	12	0	0	0	0

Additional Stats

Kickoff Returns: 1-14 in 1996, 1-0 in 1997, 1-8 in 1998 for total of 3-22, long of 14

Passing: 0-1 in 1998, 0-1 in 2000

Single-Game Highs

Rushes: 25, vs. Denver, 9/26/99

Rushing Yards: 131, vs. Denver, 9/26/99

Long Run: 47t, at Atlanta, 11/9/97

Receptions: 8, vs. Oakland, 11/10/96

Receiving Yards: 91, vs. New Orleans, 11/24/96

Long Reception: 29, at Carolina, 12/1/96

TDs: 3, at Cincinnati, 12/27/98

85

REIDEL ANTHONY

Wide Receiver



HT: 5-11

WT: 180

BORN: 10/20/76

NFL: 5TH YEAR

ACQUIRED: D1B, 1997

COLLEGE: FLORIDA



Pro: Fast, productive receiver who energizes the offense with big-play capability... Can boast 131 receptions for 1,684 yards (12.9 avg.) in his first four seasons as a pro... A top returner who owns the club's all-time kickoff return yardage record with 2,232 career yards (23.4 avg.)... Ranks seventh in team history with 16 touchdown catches... Selected 16th overall in the 1997 NFL Draft - the only WR ever taken by Tampa Bay in the first round.

2000: Played in 16 games, starting one contest (Buffalo, 11/26)... Had 15 receptions for 232 yards (15.5 avg.) and four TDs... His four TD catches ranked second on the team behind WR Keyshawn Johnson's eight... Had many tricks up his sleeve at New England (9/3), when he hooked up with QB Shaun King for an eight-yard touchdown with 31 seconds remaining in the second quarter on a "Kill Play"... Had two receptions for 17 yards at Detroit (9/17)... Had one reception vs. N.Y. Jets (9/24) for 18 yards... Made spectacular catch-and-run with a 46-yard pass for second touchdown of season at Washington (10/1)... Had another solid performance, catching a season-high three passes for 36 yards (12.0 avg.), including a 16-yard TD in the fourth quarter against Minnesota (10/9)... Had one catch for 19 yards vs. Green Bay (11/12)... Had key first-down grab for 11 yards that helped set up a 33-yard FG by K Martin Gramatica at Chicago (11/19)... Recorded first start of the season vs. Buffalo (11/26) and had two kickoff returns for 69 yards, including a 45-yard return... Made an amazing 22-yard catch in Monday Night matchup vs. St. Louis (12/18) that put the Bucs on the one-yard line to set up RB Warrick Dunn's game-winning one-yard touchdown run with 48 seconds left... Tied a season-high with three catches for 48 yards (16.0 avg.) at Green Bay (12/24)... Had one catch for six yards in NFC Wild Card game at Philadelphia (12/31).

1999: Played in 13 games, starting seven contests... Posted 30 receptions for 296 yards (9.9 avg.) and one TD... His 30 catches ranked third on the squad behind RB Warrick Dunn and WR Jacques Green... Caught two passes for 10 yards in season-opening loss to the Giants (9/12), suffering a rib contusion in the process... Declared a Friday inactive the following week at Philadelphia (9/19)... Returned to action against Denver (9/26) and posted two receptions for 18 yards... Tied his career-high with seven grabs for 86 yards and one TD at Minnesota (10/3)... Snared a Trent Dilfer offering in the end zone from 26 yards out to cut the Vikings'

Xtra Points

Reidel's father is the current mayor of South Bay, Florida, located just south of Lake Okeechobee.



VETERANS

lead to 21-14 in the fourth quarter... Hauled in three passes for 23 yards at Green Bay (10/10)... Caught five passes for 47 yards versus Chicago (10/24)... Made three catches for 28 yards against Kansas City (11/14)... Notched a season-best 39-yard kickoff return at Seattle (11/28), surpassing WR Michael Morton (1,885) as the club's all-time leader in kickoff return yardage... Hauled in one crucial reception for 30 yards in 23-16 win over Detroit (12/12)... Slipped underneath coverage to make grab on 3rd and 17, setting up FB Mike Alstott's game-tying TD... Missed season finale at Chicago (1/2) and both playoff contests with a left quadriceps strain.

1998: Played in 15 games and started 13, missing one late-season contest due to a shoulder sprain... Finished season as team leader in receptions (51), receiving yardage (708) and receiving touchdowns (seven)... Returned 46 kickoffs for 81 yards, averaging 24.3 yards per return, recording the second-highest single-season yardage total in team history (Bobby Joe Edmonds, 1,147 in 1995) and the best average ever among all players with at least 15 runbacks in a season... Recorded the highest TD reception total by a Tampa Bay player since 1989, when Mark Carrier tied the franchise mark with nine... Led all Buc receivers in win over Chicago (9/20) with five receptions for 56 yards and a TD, adding a career-long 32-yard gain on a fourth-quarter end-around run... Did not start for first time in 1998 vs. Carolina (10/18) after sustaining a slight knee injury returning opening kickoff... However, returned to burn Panthers for six receptions for 81 yards, five catches for 65 yards against Minnesota (11/1)... Turned just two receptions into 126 yards and two TDs at Jacksonville (11/15), recording the two longest receptions of his career, 47 and 79-yarders... Led team in receptions at Chicago (11/29) with four for 47 yards and a TD... Sprained shoulder while making two catches for 17 yards vs. Pittsburgh (12/13), causing him to be placed on inactive list at Washington (12/19)... Returned to play but did not start in season finale at Cincinnati and caught seventh TD pass on only reception, a four-yarder.

1997: Started 13 of 16 regular-season games played in addition to two postseason starts... Began season as team's third receiver before moving into starting lineup in second week... Missed games at Atlanta (11/9) and vs. New England (11/16) due to ankle injury... Finished season as NFC's third-leading rookie receiver with 35 catches for 448 receiving yards and four TDs (tied for team lead)... Proved extremely adept at running reverse plays, gaining 84 yards on five carries (16.8 avg.)... Also served as team's primary kickoff returner after inheriting those duties at mid-season, bringing out 25 kickoffs for 592 yards for a team-leading 23.7 average. In Sunday night victory over Miami (9/21), caught two passes for 50 yards, including first career score on a season-long 38-yard TD grab... Against Arizona the following week (9/28), hauled in season-high five catches for 49 yards and an eight-yard TD... Matched season high for receptions three games later vs. Minnesota (10/26), with five catches for season-best 92 yards and third score of season... In wild card game vs. Detroit (12/28), compiled third-highest playoff receiving yardage total in franchise history (62) on team-leading three receptions... In following week's Divisional Playoff contest at Green Bay (1/4), hauled in 52-yard pass completion that stands as the second-longest in team playoff annals... Drafted by the Buccaneers in the first round (16th overall) in 1997.

College: Extremely productive receiver at Florida who finished career third in team history with 26 receiving TDs... Tallied 126 career receptions to tie fellow teammate and 1997 draftee Ike Hilliard (N.Y. Giants, seventh overall) for seventh on Gators' career record list... Finished second in Florida history with 2,274 receiving yards, trailing only Carlos Alvarez's 2,563 (1969-71)... Also stood out on special teams during UF career, averaging 23.2 yards per kickoff return (35-812) and 10.8 yards per punt return (24-258)... Long runbacks included 90-yard TD kickoff return, 93-yard TD kickoff return (bowl game) and 52-yard punt return... Played in 33 games and earned 23 starts... In three bowl games (two starts), contributed 14 receptions for 147 yards and seven kickoff returns for 226 yards (32.3 avg.) and one score... In addition to consensus All-SEC honors as a **junior**, was an All-America choice by *Football News*... Caught 72 passes for 1,293 yards (18.0 avg.), single-season totals exceeded at Florida only by Alvarez in 1969 (88-1,329), and one-upped Chris Doering's one-year-old school record of 17 receiving TDs by scoring 18 times... Led SEC with 107.7 receiving yards per game... Emerged as dual receiving-returning threat as a **sophomore**, catching 24 passes for 366 yards and three TDs, returning 19 kickoffs for 472 yards (24.8 avg.) and another score and bringing back 11 punts for 122 yards (11.1 avg.)... Saw action in nine games (including bowl)

with eight starts... Named team's Outstanding **Freshman Player** after catching 30 passes for 615 yards (20.5 avg.) and five TDs... Also returned nine kickoffs for 227 yards (25.2 avg.) and five punts for 46 yards (9.2 avg.)... Scored first collegiate TD on 65-yard catch against Kentucky... Majored in Public Recreation.

Personal: Single, splits time during offseason in Tampa and South Bay, Florida... Also enjoys playing basketball... All-state selection as a senior at Glades Central (FL) High School... Returned eight punts and kickoffs for TDs during prep career... Full name is Reidel Clarence Anthony, born October 20, 1976, in Pahokee, Florida.

Buccaneers Statistics

YEAR	TEAM	G-S	NO.	RECEIVING				NO.	YDS.	RUSHING			TD
				YDS.	AVG.	LG	TD			YDS.	AVG.	LG	
1997	Tampa Bay	16-13	35	448	12.8	38t	4	5	84	16.8	26	0	
1998	Tampa Bay	15-13	51	708	13.9	79t	7	4	43	10.8	32	0	
1999	Tampa Bay	13-7	30	296	9.9	30	1	1	2	2.0	2	0	
2000	Tampa Bay	16-1	15	232	15.5	46t	4	0	0	0.0	0	0	
TOTALS		60-34	131	1,684	12.9	79t	16	10	129	12.9	32	0	
PLAYOFFS		3-2	5	120	24.0	52	0	2	6	3.0	5	0	

YEAR	TEAM	G-S	NO.	KICKOFF RETURNS				NO.	YDS.	PUNT RETURNS			TD
				YDS.	AVG.	LG	TD			YDS.	AVG.	LG	
1997	Tampa Bay	16-13	25	592	23.7	51	0	0	0	0.0	0	0	
1998	Tampa Bay	15-13	46	1,118	24.3	60	0	0	0	0.0	0	0	
1999	Tampa Bay	13-7	21	434	20.7	39	0	0	0	0.0	0	0	
2000	Tampa Bay	16-1	3	88	29.3	45	0	0	0	0.0	0	0	
TOTALS		60-34	95	2,232	23.5	60	0	0	0	0.0	0	0	
PLAYOFFS		3-2	8	127	15.9	28	0	1	21	21.0	21	0	

Single-Game Highs

Receptions: 7 (twice) at Minnesota, 10/3/99;
vs. Tennessee, 11/8/98
Long Run: 32, vs. Chicago, 9/20/98
Kickoff Returns: 7, vs. Tennessee, 11/8/98

Kickoff Return Yards: 150, at Detroit, 9/28/98
Receiving Yards: 126, at Jacksonville, 11/15/98
Long Reception: 79t, at Jacksonville, 11/15/98
Long Kickoff Return: 60, at Detroit, 9/28/98

20

RONDE BARBER

Cornerback

HT: 5-10
WT: 184
BORN: 4/7/75
NFL: 5TH YEAR
ACQUIRED: D3B, 1997
COLLEGE: VIRGINIA

Pro: Has established himself as one of the top young CBs in the National Football League... Re-signed to a six-year contract as an unrestricted free agent on April 10, 2001... Has started 43 of the past 45 games (counting playoffs) after playing in just one regular-season contest as a rookie in 1997... Can boast 242 total tackles, six interceptions, three forced fumbles, one fumble recovery and 53 passes defended... Also has tallied 24 career special teams stops... Became the second player in club history to score on a fumble return and an interception return in the same season (also Richard Wood in 1977) in 2000... Has scored in three different ways in his career (fumble return, interception return and punt return), just the second player in team history to do so (also Ricky Reynolds)... Twin brother RB Tiki Barber plays for the N.Y. Giants.



VETERANS

2000: Started in all 16 games and one playoff contest at RCB... Had career bests in tackles (97), passes defended (20) and sacks (5.5), while matching his career-high in interceptions with two... Also added six special teams stops... Led all NFC defensive backs with 5.5 sacks on the season... Posted five tackles, including one sack for a loss of eight yards, and one pass defended at New England (9/3)... Earned NFC Defensive Player of the Week honors after registering three tackles, 2.5 sacks, one forced fumble and one 24-yard fumble recovery for a touchdown against Chicago (9/10)... Another stellar performance at Detroit (9/17) where he supplied great special teams effort with a touchdown saving tackle, a tipped punt and a recovery of a blocked punt... Also had two tackles and one pass defended... Five tackles, one pass defended and one interception that he returned for 37 yards for a touchdown in the third quarter against the N.Y. Jets (9/24)... Had four tackles and one pass defended at Washington (10/1)... Had two tackles and one sack in Monday Night clash with Minnesota (10/9)... Had seven tackles on Thursday night game vs. Detroit (10/19)... Had nine tackles, one sack and one pass defended vs. Minnesota (10/29)... Had four tackles in a win at Atlanta (11/5)... Had a career-high 10 tackles and one pass defended in a game with Green Bay (11/12)... Finished with nine tackles and one pass defended at Chicago (11/19)... Equalled his career-high with 10 tackles, also contributed two passes defended and one special teams tackle vs. Buffalo (11/26)... Matched his career-high for the third time this season with 10 tackles and posted a career-high in passes defended with five against Dallas (12/3)... Had four tackles and two passes defended at Miami (12/10)... Had one of three interceptions against the Rams (12/18) aerial show with his first quarter pick and also chipped in six tackles and one pass defended... Had seven tackles and three passes defended at Green Bay (12/24)... Had five tackles in Wild Card game at Philadelphia (12/31).

Xtra Points

Ronde finished second at the Snapple Superstars competition in Jamaica this past offseason.

1999: Played in all 16 games, starting 15 at RCB... Posted career-best 74 tackles and 16 passes defended... Added six special teams stops... Recorded six tackles against the Giants (9/12), Philadelphia (9/19), Denver (9/26) and Minnesota (10/3)... Broke up two passes versus Chicago (10/24)... Picked off a Billy Joe Tolliver pass in the end zone in 31-16 win at New Orleans (11/7)... Sprained his right shoulder in the second quarter but returned... Notched four tackles against Kansas City (11/14)... Collected five stops versus Atlanta (11/21)... Posted three tackles, two passes defended and one INT in 16-3 win at Seattle (11/28)... Returned pick 43 yards late in the fourth quarter to cement win... Recorded six stops, two passes defended and one sack in 24-17 Monday Night win over the Vikings (12/6)... Dropped QB Jeff George for a 10-yard loss, forcing the Vikings back to the Bucs 40 on their last-ditch drive... Posted seven tackles and one pass defended versus Lions (12/12)... Broke up a career-high four passes in 29-10 win over Packers (12/26), adding four tackles... Collected six tackles in division-clinching win at Chicago (1/2)... Recorded three tackles and one pass defended in divisional playoff win over Washington (1/15) ... Racked up season-high nine stops and two passes defended in NFC Championship Game at St. Louis (1/23).

1998: Played in 16 games with nine starts and had a breakthrough season after seeing little playing time as a rookie... Opened three games at LCB and the final six at RCB, originally entering the starting lineup due to injuries to Donnie Abraham and Anthony Parker but eventually winning permanent job opposite Abraham... Led all Buccaneer CBs in both tackles (68) and passes defended (17) and also recorded three sacks, two INTs and two forced fumbles... Moved into nickel back position by season's second game at Green Bay (9/13) and contributed three tackles... Came in at nickel back against Giants (10/4) and helped seal victory with a fourth-quarter INT, the first of his career, which he returned 11 yards to New York's 30... Replaced injured Donnie Abraham at LCB in fourth quarter vs. Carolina (10/18) and made two tackles, then started in place of Abraham the following week at New Orleans (10/25), leading all DBs with seven tackles and two passes defended... Moved over to starting RCB spot vs. Detroit (11/22) after injury to Parker and immediately posted eight tackles plus two more passes defended... Started at RCB at Chicago (11/29) and, in addition to four tackles and a pass defended, scored the Bucs' second TD of the day when he picked up a deflected

Chicago punt and weaved 23 yards through traffic to the end zone... In Monday Night Football win over Green Bay (12/7), led the Buc secondary with nine tackles and also recorded one sack and two forced fumbles, the second of which led to Tampa Bay's final TD in the fourth quarter... Tallied five tackles and three passes defended at Washington (12/19)... Finished season with seven-tackle, one-INT outing at Cincinnati (12/27), returning his pick 56 yards for the Bucs' longest INT runback of the year and tied for the 11th-longest in team annals.

1997: Saw action in only game of season against Arizona (9/28), contributing three tackles while participating primarily on passing downs... Stayed on the active roster the remainder of the season but was declared an inactive for each contest until the second playoff game at Green Bay (1/4), in which he registered two tackles and a pass defended as the team's nickel back... Drafted by the Buccaneers in the third round (66th overall) in 1997.

College: Finished Cavalier career with 15 INTs, third-highest total in school history and just two shy of UVa record (17 by Keith McMeans, 1987-90)... Also broke up 26 passes, made 154 tackles, forced one fumble and recovered another during three-year Virginia career... Started all 36 Cavalier games and earned All-ACC first-team honors each of three seasons, including two bowl games... In a pair of bowl games, added two INTs, 10 tackles, four passes defended and a fumble recovery... Started every game at LCB during junior campaign and earned his third consecutive All-ACC first-team selection... Posted 38 tackles (26, 12) and trio of interceptions for 38 yards while also breaking up five passes and forcing and recovering a fumble... As a **sophomore**, earned first-team All-ACC accolades while manning the Cavs' LCB slot... Joined twin brother Tiki on all-conference squad as the two became just the third pair of brothers to gain that distinction in the ACC in the same year... Registered 63 tackles (38, 25) and came up with four INTs for 18 yards... Credited with 10 passes broken up... Made outstanding college debut as a redshirt **freshman**, earning AP All-America third-team honors and the first of three straight All-ACC first-team selections... Also tabbed as the ACC's Freshman of the Year and was given UVa's Bill Dudley Award recognizing the team's most outstanding first-year player... Picked off an ACC-leading (second in the nation) eight passes, returning the picks for a total of 56 yards, while also making 53 tackles (26, 27) and breaking up 11 passes... Graduated with a degree in commerce with a concentration in marketing.

Personal: Married Claudia this offseason... Couple lives in Tampa... Member of the Fellowship of Christian Athletes... Twin brother Tiki was a teammate at Virginia, an All-America running back and a 1997 second-round draft choice (36th overall) of the New York Giants... Member of the Phi Eta Sigma Honor Society at Virginia... Father, James Barber, a Virginia Tech grad, played in the former World Football League... Won all-district honors each of his last three seasons at Cave Spring High School in Roanoke, Virginia... Rated as one of Virginia's top five prospects and shared Male Athlete of the Year honors in the state with brother Tiki... Lettered three times each in football and track and won the national title in the 55-meter hurdles as a senior after coming in second as a junior... Also twice won the state outdoor 110-meter hurdle title... Full name is Jamael Oronde Barber, born April 7, 1975, in Montgomery County, Virginia.

Buccaneers Statistics

YEAR	TEAM	G-S	TACKLES			TURNOVERS					SACKS		ST TACKLES		
			SOLO	AST.	TOT.	FF	FR	INT.	YDS.	PD	NO.	YDS	S	A	T
1997	Tampa Bay	1-0	1	2	3	0	0	0	0	0	0.0	0	0	0	0
1998	Tampa Bay	16-9	47	21	68	2	0	2	67	17	3.0	21	10	2	12
1999	Tampa Bay	16-15	49	25	74	0	0	2	60	16	1.0	10	6	0	6
2000	Tampa Bay	16-16	65	32	97	1	1	2	46	20	5.5	40.5	6	0	6
TOTALS		49-40	162	80	242	3	1	6	173	53	9.5	71.5	22	2	24
PLAYOFFS		4-3	12	7	19	0	0	0	0	4	0.0	0	0	0	0

Additional Stats

Punt Returns: 1-23t at Chicago, 11/29/98

Single-Game Highs

Tackles: 10, three times, last vs. Dallas, 12/3/00

Passes Defended: 5, vs. Dallas, 12/3/00

Long Interception Return: 56 yds., at Cincinnati, 12/27/98



55

DERRICK BROOKS

Linebacker



HT: 6-0

WT: 235

BORN: 4/18/73

NFL: 7TH YEAR

ACQUIRED: D1B, 1995

COLLEGE: FLORIDA STATE



Pro: Has established himself as one of the best all-around linebackers in the NFL... Cat-like quickness and tremendous football instincts... Was named Tampa Bay's 2000 Most Valuable Player for the third consecutive season... Received the 2000 Walter Payton/NFL Man of the Year award for his off-the-field achievements... Was named to his fourth consecutive Pro Bowl in 2000... Has led the team in tackles for three consecutive seasons... His 942 career tackles ranks second all-time in club history (Hardy Nickerson, 1,028)... Earned first team All-Pro honors from the Associated Press for the second consecutive season... Can also boast nine career interceptions, 11 forced fumbles, three fumble recoveries, 60 passes defended and 5.5 sacks

2000: Started all 16 games and playoff contest at WLB... Named recipient of Walter Payton/NFL Man of the Year Award and also chosen squad's Most Valuable Player... Collected 179

tackles, forced a career-high five fumbles, posted one interception return for a touchdown, 11 passes defended and had one sack... Led or tied for team lead in tackles in 10 of 16 games... Earned first-team All-Pro honors from the Associated Press, *Sports Illustrated*, *Pro Football Weekly*, *College* and *Pro Football Newsweekly*, *Football Digest* and *The Sporting News*... Opened the regular season at New

England (9/3) with a team-leading 16 tackles (12 solo), a pass defended and forced a crucial third quarter fumble... Was named NFC Defensive Player of the Week for his efforts... Continued to lead the defense against Chicago (9/10) with 13 stops (11 solo)... Helped turn in the fourth shutout in team history and their first home blanking in 15 years... Led the team in tackles for the third consecutive week with an 11-tackle performance and a forced fumble at Detroit (9/17)... Had seven tackles against the Jets (9/24)... Had 17 tackles (12 solo) and contributed two passes defended at Washington (10/1)... Played another excellent game in a Monday Night matchup at Minnesota (10/9), totaling 11 tackles with one forced fumble... Had nine tackles and two passes defended in Thursday night prime-time matchup against Detroit (10/19)... Played spectacular game vs. Minnesota (10/29), recording his first career NFL touchdown on a 34-yard interception against Pro Bowl QB Daunte Culpepper in the second quarter... Also contributed seven tackles and two passes defended... Had 12 tackles at Atlanta (11/5)... Led the team in tackles with 15 at Chicago (11/19)... Tied a club record with a career-high 22 tackles against Buffalo (11/26) and added one sack... Recorded 10 tackles and two passes defended vs. Dallas (12/3), as well as forcing a key fumble in the fourth quarter on Dallas RB Emmitt Smith... Showed great awareness in rainy day at Miami (12/10), recording 11 tackles and one pass defended... Helped hold the high-powered Rams (12/18) offense to less than 100 yards rushing on Monday Night game and had eight tackles and one pass defended... At Green Bay (12/24) had two tackles before leaving the contest with a right shoulder sprain... Returned to action the following week, collecting eight tackles in the Wild Card matchup at Philadelphia (12/31).

1999: Started all 16 games at weakside LB... Collected 180 tackles, recovered two fumbles and posted career-highs in INTs (4), passes defended (18), forced fumbles (2) and sacks (2)...

Xtra Points

Derrick was named co-winner of the 2000 Walter Payton/NFL Man of the Year Award in recognition of his Brooks' Bunch program. As part of the program, Derrick accompanied 20 members from the Ybor City and Ponce De Leon Boys & Girls Club on a tour of the western United States this past June.

Lone Buccaneer to crack every statistical category... Earned first-team All-Pro honors from the Associated Press, *Sports Illustrated*, *Pro Football Weekly*, *College and Pro Football Newsweekly*, *Football Digest* and *The Sporting News*... Racked up 12 tackles in season-opening loss to Giants (9/12)... Notched 13 stops at Philadelphia (9/19)... Recorded 10 tackles in 13-10 win over Denver (9/26)... Had seven tackles at Minnesota (10/3)... Added eight stops at Green Bay (10/10)... Named NFC Defensive Player of the Week after exceptional performance in 6-3 win over Chicago (10/24)... Racked up 13 tackles, four passes defended and career-high two INTs ... Intercepted QB Cade McNown at the Bucs 21 in the third quarter... Picked off QB Jim Miller at midfield with 45 seconds left, one of three passes defended on Chicago's final drive... Posted eight tackles at Detroit (10/31)... Recorded 10 tackles in 31-16 win at New Orleans (11/7)... Also picked off QB Billy Joe Tolliver, returning the theft 38 yards to set up a TD... Collected a season-high 17 stops against Kansas City (11/14), also forcing a fumble that led to a FG... Racked up 14 tackles, one sack and one forced fumble versus Atlanta (11/21)... Fumble was snared by CB Donnie Abraham, who returned it 47 yards for a score... Blanketed the Kingdome turf, amassing 12 tackles, two passes defended, one INT and one sack in 16-3 win over Seahawks (11/28)... His pick set up a FG, while his 15-yard sack of QB Jon Kitna knocked Seattle out of FG range... Had eight tackles in Monday Night win over Vikings (12/6)... Racked up 16 tackles and broke up four passes in crucial division win over Lions (12/12)... Posted eight stops at Oakland (12/19)... Recorded 13 tackles, one pass defended and one fumble recovery in win over Packers (12/26)... Paced Bucs in tackles for 12th time, collecting 11 stops in division-clinching win at Chicago (1/2)... Set Tampa Bay playoff record with 18 tackles in 14-13 divisional win over Washington (1/15)... Added 17 stops against Rams in NFC Championship Game (1/23).

1998: Started in the Pro Bowl at outside linebacker and was a first-team All-Pro choice by *Sports Illustrated*, *USA Today* and *Football Digest*, a second-team All-Pro choice by the Associated Press and *College and Pro Football Newsweekly* and an All-NFC selection by *Pro Football Weekly* and *Football News*... Led all Buccaneers with 189 tackles (134, 55), the third-highest total in team history behind the 214 posted by Hardy Nickerson in 1993 and Nickerson's 194 in 1997... Also pitched in with one INT (returned 25 yards), five passes defended and one forced fumble... Reached double digits in tackles in nine of the team's 16 games and had at least 15 stops on seven occasions... Opened season with outstanding effort at Minnesota (9/6), leading the team with 17 tackles (12 solos)... Recorded 20 stops against Carolina (10/18), tying for the third-best single-game tackle mark in team history, just one behind the record of 21, achieved twice by Nickerson... Had 10 stops plus a crucial fourth-quarter INT in the Bucs' 27-24 win over Minnesota (11/1)... Helped Bucs to Monday Night Football win over Green Bay (12/7) by leading all defenders with 17 tackles... Key factor in holding Pittsburgh (12/13) to 166 total yards of offense, leading all players with 18 stops, including one for a six-yard loss.

1997: One of only five defensive players to start all 16 regular season and both playoff games... Posted 182 tackles, 1.5 sacks, two INTs, one forced fumble, one fumble recovery and 10 passes defended on way to earning first career Pro Bowl selection... Contributed to season-opening 13-6 defeat of San Francisco 49ers (8/31) by matching DT Warren Sapp with a team-best 11 tackles and assisting on a sack... In week-six contest at Green Bay (10/5), posted season-high 18 tackles, ending two Packer drives with clutch third-down stops to force punts... Hauled in first INT of season against New England (11/16), adding three tackles and a pair of passes defended... Two weeks later at New York Giants (11/30), had most complete outing of season, pacing team with 11 tackles, breaking up two pass attempts and snaring second INT of season on a diving effort at the Tampa Bay 10-yard line... Led team in postseason tackles with a combined 21 in two games, including team-high 13 in 20-10 wild card victory over Detroit (12/28) and another eight at Green Bay (1/4).

1996: Started all 16 games at RLB and led team with 133 tackles (92, 41)... Broke Nickerson's three-year string of leading the defense in tackles... Provided outstanding pass coverage as well, tying for the team lead with 12 passes defended, the most ever recorded in a single season by a Tampa Bay linebacker... Turned in Buccaneers' top single-game performance of the year during nationally-televvised game at Denver with career-best 19 tackles



VETERANS

(18 solos), an INT and a pass defended... In game at Minnesota (12/15), led squad with 11 stops, while also forcing a Viking fumble and recording one pass defended.

1995: Enjoyed productive rookie campaign, earning starting spot in training camp... Was perhaps top rookie LB in league as evidenced by First Team All-Rookie honors from *Pro Football Weekly*, *PFWA*, *Football News* and *College and Pro Football Newsweekly*... Appeared in all 16 games with 13 starts at RLB... Three non-starts came when Bucs opened with extra DBs against run-and-shoot teams... Ranked second on club with 79 tackles (60, 19) to go with one sack, one forced fumble, four passes defended and three special teams solos... In first NFL game, started at RLB and notched seven tackles and a pass breakup in win at Philadelphia (9/3)... In best outing, was team's Player of the Game at Minnesota (12/3) with seven solos, first career sack and a forced fumble... Drafted by Buccaneers with second of two first-round picks (28th overall) in 1995... First-round choice to pick Brooks was obtained from Cowboys for pair of 1995 second rounders.

College: Four-year letterman at Florida State... Played first season at safety before shift to linebacker... Career statistics included 274 tackles (153, 121), five INTs, 8.5 sacks, 13 passes defended, four forced fumbles and three fumble recoveries... **Senior** honors included First Team All-America by American Football Coaches, UPI and Walter Camp... Also a GTE Academic All-America choice... First Team All-Atlantic Coast Conference choice, and was selected for Senior Bowl... For second straight year, finalist for Vince Lombardi Award, symbolic of nation's top lineman/linebacker... In nine starts, finished second on team with 77 tackles (41, 36) to go with three INTs, three sacks, six passes defended, one forced fumble and one fumble recovery... As a **junior**, was named First Team All-America by Football Writers' Association and Walter Camp... Consensus First Team All-ACC choice and was that conference's Defensive Player of the Year... Finalist for the Butkus Award, the Lombardi Award and the Football Writers' Defensive Player of the Year award... Racked up 77 tackles (47, 30), two INTs, two sacks, five passes defended, two forced fumbles and two fumble recoveries... Had two TDs on INT returns which tied single-season school record set by Deion Sanders and Terrell Buckley... Three defensive TDs overall tied John Wessel's FSU mark... Missed two games due to ankle injury... Earned **sophomore** All-America honors from *Football News* and was also a First Team All-ACC choice... Started all 11 games at OLB and produced career-best 98 tackles (55, 43), 3.5 sacks and a fumble recovery... One of only two true **freshman** to earn a letter... Saw action in all 11 matches and produced 22 tackles (10, 12) as a reserve strong safety... Was moved to outside LB in spring practice prior to second season... Originally graduated from Florida State with a bachelor of arts degree in business communications, then added his masters degree in the same subject, graduating again from FSU in 1999.

Personal: Has daughter Brianna Monai (5) and two sons, Derrick Brooks, Jr. (2) and Darius Dewan (3/21/01)... Owns Freedom Financial Mortgage Corporation and Hit 55 Inc., which features a website, Hit55.com... Focuses charitable endeavors on children and has done considerable work with March of Dimes, D.A.R.E. and the Audley Evans Center, an after-school youth center... For fifth consecutive year, will host "Brooks Bunch," a group of 20 kids from various bay area youth organizations whom he invites to every Buccaneer home game... Also takes Brooks Bunch participants on an annual out-of-town field trip, including the 1999 visit to Washington, D.C, a two-week trip to Africa in 2000 and a visit to the Western United States this past summer, including stops at historical sites, including the Grand Canyon... Named to Florida State's Hall of Fame and the school's All-Time Team in 2000... Received honors from the Florida Sports Awards in both 2000 and 2001 for his civic duty... Earned first college degree in December, 1994, five months early... Attended the Craig James School of Broadcasting and is interested in pursuing broadcasting career following conclusion of playing career... Co-hosts weekly 30-minute radio call-in show... Cousin of former Buccaneer RB Melvin Carver... Attended Booker T. Washington High School in Pensacola, lettering in football and basketball... His alma mater named an athletic facility after him and Roy Jones, Jr... As a senior, was *USA Today* H.S. Defensive Player of the Year, a first team *Parade* All-America selection and a first team all-state pick... Rated best safety in country by several recruiting services and was ranked as best defensive player in country by Super Prep... Was high school honor student, graduating with 3.94 average... Full name is Derrick Dewan Brooks, born April 18, 1973, in Pensacola, Florida.

Buccaneers Statistics

YEAR	TEAM	G-S	TACKLES			TURNOVERS					SACKS		ST TACKLES		
			SOLO	AST.	TOT.	FF	FR	INT.	YDS.	PD	NO.	YDS	S	A	T
1995	Tampa Bay	16-13	60	19	79	1	0	0	0	4	1.0	10	3	0	3
1996	Tampa Bay	16-16	92	41	133	1	0	1	6	12	0.0	0	6	0	6
1997	Tampa Bay	16-16	118	64	182	1	1	2	13	10	1.5	0	0	0	0
1998	Tampa Bay	16-16	134	55	189	1	0	1	25	5	0.0	0	0	0	0
1999	Tampa Bay	16-16	122	58	180	2	2	4	61	18	2.0	22	0	0	0
2000	Tampa Bay	16-16	130	49	179	5	0	1	34t	11	1.0	2	0	0	0
TOTALS		96-92	656	286	942	11	3	9	139	60	5.5	34	9	0	9
PLAYOFFS		5-5	39	23	62	0	0	0	0	0	0.0	0	0	0	0

Single-Game Highs

Tackles: 22, vs. Buffalo, 11/26/00

Sacks: 1, five times, last vs. Buffalo, 11/26/00

Interceptions: 2, vs. Chicago, 10/24/99

98

JAMES CANNIDA

HT: 6-2
WT: 291
Defensive Tackle **BORN: 1/3/75**
NFL: 4TH YEAR
ACQUIRED: 6A, 1998
COLLEGE: NEVADA-RENO

Pro: Aggressive pass rushing specialist who has developed into one of the defensive line's most productive substitutes... Has played in 28 career games during his three NFL seasons.

2000: Played in all 16 games for the first time in his career and also played in playoff game... Had career-highs in tackles (13) and sacks (2)... Spelled DT Warren Sapp and pitched in with one tackle in the opening weekend at New England (9/3)... Had one tackle vs. Chicago (9/10)... Made one stop at Washington (10/1)... Had a season-high four tackles and first career sack at Atlanta (11/5)... Had one stop in a win vs. Buffalo (11/26)... Had two tackles coming off the bench against Dallas (12/3)... Had one tackle and one sack at Miami (12/10)... Contributed one tackle at Green Bay (12/24).

1999: Played in two games as a substitute DT... Replaced an injured Warren Sapp (hand) in 13-10 win over Denver (9/26)... Posted his first career tackle, dropping RB Terrell Davis in the second quarter... Finished with two tackles... Also saw action the following week at Minnesota (10/3)... Placed on the inactive list for the remaining 14 regular-season contests, plus both playoff games.

Xtra Points

James, who missed just one game in four seasons at Nevada, would like to pursue a career in sports broadcasting when he concludes his NFL career.

1998: Earned roster spot and began season in DT rotation for Tampa Bay... Saw action in 10 games, primarily as special teamer and interior lineman sub... Earned first NFL regular season action in season opener at Minnesota (9/6), subbing briefly at DT and performing on field goal block squad... Spent next six weeks on inactive list... Returned to game play vs. Minnesota (11/1), appearing on special teams... Continued to work on FG and PAT block units for remaining eight weeks and subbed at DT near end of 31-0 blanking of Cincinnati in season finale (12/27)... Drafted by the Buccaneers in the sixth round in 1998 (175th overall).



VETERANS

College: Productive and durable defender who plays with a high motor at all times... In four years at Nevada-Reno, missed just one game and started all but four games in which he played... Earned Big West all-conference honors in each of his last two seasons... Finished Wolfpack career with 208 tackles along with 17 sacks, seven passes defended, two forced fumbles and three fumble recoveries... Improved his tackle total every season as a collegian... Played in and started 10 games as a **senior**... Missed one game due to mid-season knee injury but managed to return and garner second consecutive All-Big West honors... Tied for the team lead with five sacks and finished second on Wolfpack with career-high 81 tackles... Also forced two fumbles, recovered one and broke up a pair of passes... Opened every game at defensive tackle during **junior** campaign... Racked up career-best 10 sacks to lead the team and also pitched in with 51 tackles, a pass deflection and a fumble recovery... Played in every game as a **sophomore** and started all but one at DT, contributing 43 tackles and a sack... As a **freshman**, got into all 11 games and started eight, pitching in with 33 tackles and a sack... Majored in journalism.

Personal: Married to leesha, couple spends offseason in Tampa... Lists playing Playstation among his favorite activities... As a prep, earned all-conference honors on both sides of the ball as a two-way lineman at American High School in Fremont, California... Garnered All-East Bay and all-league honors as a senior after recording 107 tackles... Also lettered in basketball... Full name is James Thomas Cannida II, born January 3, 1975, in Savannah, Georgia.

Buccaneers Statistics

YEAR	TEAM	G-S	TACKLES			TURNOVERS					SACKS		ST TACKLES		
			SOLO	AST.	TOT.	FF	FR	INT.	YDS.	PD	NO.	YDS	S	A	T
1998	Tampa Bay	10-0	0	0	0	0	0	0	0	0	0.0	0	0	0	0
1999	Tampa Bay	2-0	0	2	2	0	0	0	0	0	0.0	0	0	0	0
2000	Tampa Bay	16-0	5	8	13	0	0	0	0	0	2.0	6	0	0	0
TOTALS		28-0	5	10	15	0	0	0	0	0	2.0	6	0	0	0



Center



JEFF CHRISTY

HT: 6-2
WT: 285
BORN: 2/3/69
NFL: 9TH YEAR
ACQUIRED: UFA (MIN), 2000
COLLEGE: PITTSBURGH



Pro: Entering second year as a Buccaneer after a stellar seven-year career with NFC Central rival Minnesota Vikings... A three-time Pro Bowler (twice with Minnesota and once with Tampa Bay)... Outstanding run-blocker who possesses deceptive speed to pull outside the pocket... Has seen action in 117 NFL games with 108 starts, including a current streak of 48 consecutive regular season starts... Has played in eight career playoff games with seven starts... Has blocked for a 1,000-yard rusher in five of his seven seasons as a starter.

2000: Started all 16 games and one playoff game in his first year as a Buccaneer... Earned third consecutive Pro Bowl nod as the starting center... Made immediate impact, helping the ground attack produce 140 yards rushing and two touchdowns at New England (9/3)... Helped pave the way for 156 yards rushing and 41 points on the board against Chicago (9/10)... Controlled the front line at Detroit (9/17) as the offense racked up 120 yards on 39 carries... Returned to Minnesota (10/9) for the first time and helped QB Shaun King put up career-highs in attempts (40) and completions (26)... Started his 100th game against Minnesota (10/29) and

enabled QB Shaun King to throw for a career-high four touchdowns... Provided solid run blocking for RB Warrick Dunn to have a career day with 210 yards rushing against Dallas (12/3)... Helped Dunn rush for three touchdowns in Monday Night matchup against St. Louis (12/18)... Protected King in terrible conditions at Green Bay (12/24), helping the signal caller throw for 237 yards and one touchdown.

1999: Started all 16 games and two playoff contests for potent Vikings offense that finished third in the NFL (362.1 yards per game)... Earned second consecutive Pro Bowl nod... Named first-team All-NFL by *Pro Football Weekly*... Selected first-team All-NFC by *Football News*... Helped RB Robert Smith crack the 1,000-yard rushing barrier for the third consecutive season... Keyed offense that produced a 100-yard rusher and receiver for the second time in Vikings playoff history in 27-10 wild card win over Dallas (1/9).

Xtra Points

Jeff has helped block for a 1,000-yard rusher in five of his seven seasons as a starter, including paving the way for RB Warrick Dunn to rush for a career-high 1,153 yards and eight TDs in 2000.

1998: Started all 16 games (plus two playoff games), earning first career Pro Bowl nod... First Minnesota C to be selected to the Pro Bowl since Mick Tingelhoff in 1969 ... Named second-team All-Pro by the Associated Press... Earned All-Pro honors from *Sports Illustrated*... Also named All-NFC by *Football News* and *Pro Football Weekly* ... Selected to the All-Madden Team... Allowed just one sack in 16 games... Paved way for offense that racked up a league record 556 points... Helped Smith and RB Leroy Hoard combine for 1,666 rushing yards, the most ever by a Vikings duo... Allowed QB Randall Cunningham to throw a team-record 34 TDs... Broke a bone in his left hand in the first quarter of a win over Jacksonville (12/20), but played the remainder of the game.

1997: Started first 12 games before breaking his left ankle against Jets (11/23)... Placed on injured reserve three days later... Injury snapped streak of 60 consecutive starts... Team averaged 117.6 rushing yards per game and went 8-4 during his 12 starts.

1996: Started all 16 games, plus one playoff contest... Helped Vikings average 325.3 yards per game, good for fifth in the NFC.

1995: Started all 16 games... Lone Vikings offensive lineman to not miss a game due to injury... Helped Minnesota average a then-team record 371.1 yards per game, good for fourth in the league.

1994: Cracked starting lineup, starting all 16 games plus one playoff contest... Helped Vikings finish third in the NFL in total offense and passing offense... Paced line that yielded just 31 sacks in 704 pass attempts, the second-best ratio (22.7) in team annals.

1993: Played in nine games, primarily on special teams... Saw his first NFL action on kickoff return team versus San Francisco (10/3)... Returned to field against Denver (11/14), then played in the remaining seven games of the season... Joined the Vikings as a free agent on March 11.

1992: Spent entire season on the Phoenix Cardinals' practice squad... Drafted by the Cardinals in the fourth round (91st overall) of the 1992 NFL Draft.

College: Four-year letterman at the University of Pittsburgh... Earned All-Big East honors as a senior... Played in the Blue-Gray Game and the Senior Bowl... Did not play offensive line until his junior campaign... Played FB and punted as a **sophomore** after lining up at LB his **freshman** season... Collected 35 tackles as a freshman... Majored in liberal studies.

Personal: Married to Kristen, couple has a daughter, Nicolette (4/5/97) and a son, Mac (5/10/99)... Nicknamed "Krusty"... Brother, Greg, played T for the Buffalo Bills in 1985... Lettered four years at Freeport (PA) High School, serving as team captain his senior season... Rushed for 2,824 career yards and 42 career TDs... Also lettered in baseball and track... Owns the lone Jeep Wrangler that has been modified with a Dodge Viper engine... Joined vehicle producer Dan McKeag to watch the Jeep participate in the Moab Offroad Rally last spring... Active in the Minneapolis/St. Paul community with the Children's Miracle Network and the Leukemia Society... Full name is Jeffrey Allen Christy, born February 3, 1969, in Freeport, Pennsylvania.



NFL Statistics

GAMES/STARTS: 1993: 9/0 (P: 1/0), 1994: 16/16 (P: 1/1), 1995: 16/16, 1996: 16/16 (P: 1/1), 1997: 12/12, 1998: 16/16 (P: 2/2), 1999: 16/16 (P: 2/2), 2000: 16/16 (P: 1/1).

8-YEAR TOTALS: 117/108 (P: 8/7).

P = Playoffs

60

Guard



COSEY COLEMAN

HT: 6-4

WT: 322

BORN: 10/27/78

NFL: 2ND YEAR

ACQUIRED: D2, 2000

COLLEGE: TENNESSEE



Pro: Intelligent, athletic lineman who excels in pass protection stunts... Listed as the projected starter at RG entering his second season... Tabbed as Bucs' first overall selection (second round, 51st overall) in 2000 after Tampa Bay traded up six spots and sent its fourth-round selection (120th overall) to the Carolina Panthers... At the time, was Tampa Bay's highest drafted offensive lineman since T Jerry Wunsch was selected in the second round (37th overall in 1997)... Signed a four-year contract on the first day of 2000 training camp and quickly caught on to the Bucs system.

2000: Played in eight games at both guard positions... Saw first action as a pro in week one at New England (9/3)... Substituted and helped the Buccaneers tie a season-high with 41 points in a win over Chicago (9/10)... Saw action when starting G Randall McDaniel lined up in the backfield at Detroit (9/17)... Provided key depth at Atlanta (11/5)... Saw late game action against Dallas (12/3), helping RB Rabih Abdullah set career marks in attempts (10) and yards (38).

Xtra Points

Cosey, the Bucs' first overall selection (second round, 51st overall) in the 2000 draft, is one of two new projected starters on Tampa Bay's offensive line this season.

1999: Capped off stellar career by earning All-America honors from the Associated Press, Walter Camp, Football Writers Association of America, American Football Coaches Association and *Football News*... Also named an All-SEC first-team selection... Started all 12 games at RG... Did not allow a sack and registered 86 knockdowns, grading out at 86.4 percent for blocking consistency... Helped Volunteers' offense average 406 yards per contest, rushing for more than 200 yards in four games.

1998: Named to the All-SEC first-team and Associated Press second-team, helping Volunteers to 13-0 mark and national title... Started all 12 games, 11 at RG and one at RT... Racked up 81 knockdowns... Helped UT offense average 398.8 yards per game... Did not allow a sack in final 11 contests... Paved way for Volunteer backs to net 200-plus rushing yards in seven games.

1997: Appeared in 12 games as a freshman... Started the final six contests at RT, including the FedEx Orange Bowl... Named to the SEC All-Freshman Team and to the *Knoxville News-Sentinel* SEC All-Freshman Team.

College: Massive and athletic offensive line prospect who garnered first-team All-America honors after outstanding junior season at Tennessee... Tabbed as the Bucs' first overall selection (second round, 51st overall) after Tampa Bay traded up six spots and sent its fourth-round selection (120th overall) to the Carolina Panthers... Tampa Bay's highest drafted offensive lineman since T Jerry Wunsch was selected in the second round (37th overall) in


1997... Earned All-SEC honors during junior and **sophomore** seasons... Can pull and adjust well once the ball is snapped... Solid mauler in the run game... Started 35 games over three seasons, including 30 consecutive games at RT... Helped UT backs rush for 200-plus yards 11 times... Majored in general studies.

Personal: Earned *USA Today* All-America honors at DeKalb High School in Clarkston, Georgia... Four-year starter at T and three-year starter at DT... Two-time all-state performer who graded out at 86 percent for blocking consistency... Also produced 86 tackles and three forced fumbles as a senior DT... Also lettered in basketball... Full name is Cosey Clinton Coleman, born October 27, 1978, in Clarkston, Georgia.

Buccaneers Statistics


GAMES/STARTS: 2000: 8/0 (P:0/0)

P = Playoffs




76

Tackle



DeMARCUS CURRY

HT: 6-5
WT: 332
BORN: 4/30/75
NFL: 2ND YEAR
ACQUIRED: FA, 1999
COLLEGE: AUBURN



Pro: Physical, aggressive lineman who has developed into a solid contributor on the offensive line... Originally signed as an undrafted free agent on 4/19/99... Was signed off the practice squad before the 1999 NFC Championship game at St. Louis (1/22/00) and has been on the active roster ever since.

2000: Was a key member of the 53-man roster... Was declared inactive for the 14 games of the season before dressing for the Monday night game vs. St. Louis (12/18)... Was inactive for regular season finale at Green Bay (12/24) and playoff game at Philadelphia (12/31).

1999: Signed to the active roster on 1/22/00 after spending all but one week of the season on the practice squad... Declared inactive for the NFC Championship Game against the Rams (1/23).

College: Four-year letterman and two-year starter at T and G for Auburn... Started all 11 games at G as a **junior**, playing every snap at Virginia and LSU... Graded out at season-best 85 percent against Mississippi State... Saw action as a reserve tackle his **sophomore** and **freshman** years... Redshirted in 1994... Majored in economics.

Personal: Single, resides in Tampa... Earned all-city and all-state accolades at Kendrick High School in Columbus, Georgia... Lined up at center, tackle and defensive tackle... Played in the Georgia North-South All-Star Game... Also lettered in wrestling... Born April 30, 1975, in Columbus, Georgia.

Xtra Points

DeMarcus led Auburn to a bowl game in three consecutive seasons (1995-97).



17

CHRIS DANIELS

Wide Receiver



HT: 6-3

WT: 219

BORN: 3/30/77

NFL: 2ND YEAR

ACQUIRED: FA, 2000

COLLEGE: PURDUE



Pro: A hard-working member of the receiving corps... Signed as an undrafted free agent on April 17, 2000... Spent the 2000 season on injured reserve... Began the spring with the Barcelona Dragons of NFL Europe, but did not see any action due to an injury.

2000: Missed the entire season after being placed on injured reserve with a broken collarbone on August 17.

College: Ranked fourth on Purdue's career receptions list with 158 catches... Also ranked seventh in Boilermaker annals with 13 TD catches and 10th with 1,742 receiving yards... Handled snapping duties... Voted team MVP as

Xtra Points

Chris was named Purdue's MVP as a senior in 1999 after setting school and Big Ten single-season records with 109 receptions for 1,133 yards.

a senior after setting school and Big Ten single-season records with 109 receptions for 1,133 yards and five TDs... Earned All-America honors by *The Sporting News* in addition to All-Big Ten honors... Named Big Ten Offensive Player of the Week after setting school and conference records with 21 receptions for 301 yards and three TDs against Michigan State... Had 45 receptions for 473 yards and a team-leading seven TD catches his junior season... Caught three passes for 114 yards as a sophomore, including an Alamo Bowl-record 69-yard TD reception... Was the team's long snapper for two years and recorded nine special teams tackles.

Personal: Member of the Pinellas County all-star team and the *Tampa Tribune* Best of the Bay Area top 15 players as a senior at Clearwater High School... Selected team MVP... Also ranked No. 1 in the state in the pole vault (14-6) and started at point guard for top-ranked class 4A basketball team... Born March 3, 1977, in Clearwater, Florida.

59

JAMIE DUNCAN

Linebacker



HT: 6-1

WT: 238

BORN: 7/20/75

NFL: 4TH YEAR

ACQUIRED: D3, 1998

COLLEGE: VANDERBILT



Pro: Had superb first season as a starter after assuming the starting MLB spot from departing MLB Hardy Nickerson (FA, Jacksonville)... Posted impressive numbers, finishing fifth on the club with 97 tackles... Can boast 143 career tackles, four interceptions, one forced fumble and eight passes defended for his career... Also has added 12 special teams stops.

2000: Started 15 regular season games and one playoff contest at middle linebacker... Missed game at Minnesota (10/9) due to a concussion suffered at Washington (10/1)... In first full season as starting MLB, finished the season with 97 tackles, seven passes defended, four interceptions and one fumble recovery... Finished fifth on the team in tackles and second on the team in interceptions... His four interceptions were the most by a Buccaneer MLB since 1981 (5, Cecil Johnson)... Manned the middle against New England (9/3) with three tackles... Had six tackles and one pass defended at Detroit (9/17), limiting the Lions rushing attack to 17 yards on 10 attempts (1.7 avg.)... Had first interception of his career against the N.Y. Jets (9/24)... Added seven tackles and one pass defended... Played relentlessly at Washington (10/1), tying a career-high in tackles with 13 before suffering a concussion in the fourth quarter... Missed first game of the season at Minnesota (10/9) due to concussion... Made strong comeback vs. Detroit (10/19), responding with five tackles... Had another five tackles vs. Minnesota (10/29)... Played solid game at Atlanta (11/5) with six tackles, one pass defended and his second interception of the season... Contributed seven tackles vs. Green Bay (11/12)... Had eight tackles at Chicago (11/19)... Posted seven tackles and one pass defended against Buffalo (11/26)... Had strong all-around game at Miami (12/10), racking up seven tackles, two passes defended, one fumble recovery and a 31-yard interception return for his first NFL touchdown... Fumble recovery led to 46-yard game-winning FG by K Martin Gramatica... Had five tackles in Monday Night game vs. St. Louis (12/18)... Recorded a team-high 12 tackles, one pass defended and one interception at Green Bay (12/24)... Turned in a nine-tackle performance in Wild Card game at Philadelphia (12/31).

Xtra Points

Jamie was one of the 10 Best Athletes to ever come out of the state of Delaware in a ranking compiled by Sports Illustrated last year.

1999: Played in 15 games, primarily on special teams... Recorded seven special teams tackles and one forced fumble... Stripped the ball from Saints RB Troy Davis on a kickoff return in Tampa Bay's 31-16 win at New Orleans (11/7)... Fumble was recovered by K Martin Gramatica and led to a TD... Also posted a season-high two special teams stops against the Saints... Did not play against Green Bay (12/26)... Saw action in both playoff games.

1998: Started final six games at MLB after four-time Pro Bowl player Hardy Nickerson was sidelined with pericarditis... Appeared in 14 games overall but saw only special teams action before joining starting lineup... Finished with 46 tackles and one pass defended in final six games and also contributed two special teams stops... After landing on inactive list for season's first two games, saw first regular-season action versus Chicago (9/20) on special teams... Stepped into MLB slot vs. Detroit (11/22), one day after Nickerson was diagnosed with pericarditis, and recorded eight tackles, including two for losses... Started following week at Chicago (11/29) and recorded career-high 13 tackles plus a pass defended as Bears were limited to 69 rushing yards... At Washington (12/19), came up with eight tackles from MLB slot... Concluded season with three-tackle effort at Cincinnati (12/27), helping Bucs record first road shutout in team history, 35-0... Drafted by the Buccaneers in the third round in 1998 (84th overall).

College: Lined up as Vanderbilt's middle linebacker for three seasons after playing outside LB as a freshman... Started all 36 games he played in as a collegian and finished with 427 tackles (293 solos), eight forced fumbles, two fumble recoveries and 12 sacks... Also strong in pass coverage, finished with 12 passes defended and a pair of INTs... Won first-team All-SEC honors in each of his last two seasons... Named to SEC's all-conference first team after 119-tackle, two-sack senior season... Served as Commodores' co-captain and started all 11 games at middle linebacker... In season opener vs. North Texas State, racked up seven tackles, an interception and a pass breakup... Huge game against Louisiana State included season-high 16 tackles plus a sack and a forced fumble... Started all 11 games at MLB as a junior and led the Commodores in tackles in every contest... Finished with 152 tackles, tops in the SEC and the fourth-highest total in Vanderbilt history... Won first of two berths on All-SEC first team... Posted double-digit totals in tackles in every game but one... Burst out of gates with SEC Defensive Player of the Week performance in opener against Notre Dame, making 16



VETERANS

tackles... Collected second SEC Defensive Player of the Week award of season against Florida thanks to 19 tackles, a pass deflection, two forced fumbles, a 31-yard return of a fumble recovery for a touchdown and three sacks of QB Danny Wuerffel... Started every game at MLB as a **sophomore** and led team with 120 tackles... Added two forced fumbles, an interception, a sack and three passes defended... In Notre Dame contest, racked up a career-high 20 tackles and added a sack and a forced fumble... Helped key 14-10 win over Kentucky with 14 tackles and a forced fumble... Had 10 hits, a pass defended and his first career INT against Louisiana Tech... Came up with 36 tackles, three sacks, two passes defended and a fumble recovery despite playing in just three games as a **freshman**... Started all three contests at strongside outside linebacker... In first collegiate game, collected 10 tackles in win over Wake Forest... Followed with 16-tackle, two-sack performance against Alabama... Came up with 10 more tackles, another sack and two pass deflections versus Mississippi... Red-shirted in 1993... Graduated with a degree in human and organizational development.

Personal: Single, lives in Tampa... Enjoys reading and attending sports events... Started for four years as a prep at Christiana High School in Wilmington, Delaware and was the state's Gatorade Player of the Year as both a junior and a senior... Led the team in both tackles and interceptions as a junior and a senior and was chosen Defensive Player of the Year as a senior... Also lettered three times in basketball... In high school, was a member of Business Professionals of America and Students Promoting African-American Culture... Full name is Jamie Robert Duncan, born July 20, 1975, in Wilmington, Delaware.

Buccaneers Statistics

YEAR	TEAM	G-S	TACKLES			TURNOVERS					SACKS		ST TACKLES		
			SOLO	AST.	TOT.	FF	FR	INT.	YDS.	PD	NO.	YDS	S	A	T
1998	Tampa Bay	14-6	25	21	46	0	0	0	0	1	0.0	0	0	2	2
1999	Tampa Bay	15-0	0	0	0	0	0	0	0	0	0.0	0	6	1	7
2000	Tampa Bay	15-15	59	38	97	0	1	4	55	7	0.0	0	2	1	3
TOTALS		44-21	84	59	143	0	1	4	55	8	0.0	0	8	4	12
PLAYOFFS		3-1	7	2	9	0	0	0	0	0	0.0	0	0	0	0

Single-Game Highs

Tackles: 13, (twice), last at Washington, 10/1/00

Passes Defended: 2, at Miami, 12/10/00

28

WARRICK DUNN

HT: 5-9

WT: 180

Running Back

BORN: 1/5/75

NFL: 5TH YEAR

ACQUIRED: D1A, 1997

COLLEGE: FLORIDA STATE



Pro: Big play back who can damage opposing defenses both on the ground and through the passing game... Great balance allows him to bounce off would-be tacklers... A two-time Pro Bowl selection (1997, 2000)... Has the ability to take over a game every time he touches the ball... Already ranks second all-time in franchise history with 3,753 career rushing yards entering just his fifth NFL season... Also ranks ninth on the Bucs' all-time receptions list with 191 career catches totaling 1,817 yards... Has 20 career TDs (14 rushing, six receiving)... Reached the 1,000-yard plateau for the second time in his career in 2000 (also 1998)... Became third Buccaneer (James Wilder and Errict Rhett) to reach 1,000 rushing yards twice in a career... Owns the longest run in club history (76 yards vs. Chicago - 12/21/97) and is tied with Wilder for the most 100-yard rushing games in a season (5 in 1997)... Plays prominent role off the field through his nationally-acclaimed "Homes for the Holidays" program.

2000: Played in all 16 games with 14 starts, and also started playoff contest... Finished the season with a team-high 1,133 yards on 248 attempts (4.6 avg.) and eight TDs... Finished third on the team with 44 receptions for 422 yards (9.6 avg.) and one TD... His 1,133 yards rushing marked the most since RB Errict Rhett (1,207) in 1995... Became go-to-guy in the Bucs offense the second half of the season... Gained just 366 yards in the first half of the season, but more than doubled that output over the last eight games (767 yards)... Averaged just under one rushing touchdown per game over that eight-game stretch after finding the end zone on the ground only one time in the first eight games... Club was 9-2 when he rushed for 50 or more yards... Opened the season at New England (9/3) with a team-leading 56 yards on 16 carries (3.5 avg.) and added one reception for five yards... Against Chicago (9/10), rushed for 53 yards on 14 attempts (3.8 avg.) and grabbed two passes for five yards... Had excellent all-around game at Detroit (9/17), gaining 34 yards on 10 carries with one TD and 49 yards on three catches (16.3 avg.)... Rushed for 53 yards on 13 carries (4.1 avg.) and one catch for 10 yards against the N.Y. Jets (9/24)... Caught four passes for 36 yards at Washington (10/1)... Netted 79 total yards in Monday Night game at Minnesota (10/9)... Led the team in rushing with 46 yards on eight attempts (5.8 avg.) vs. Detroit (10/19)... Had 89 yards rushing on 11 carries (8.1 avg.) vs. Minnesota (10/29) and posted only touchdown reception of the season on a 23-yard catch... Was instrumental in win at Atlanta (11/5), totaling 77 yards on 18 carries... Led the team in rushing with 55 yards on 14 carries vs. Green Bay (11/12)... In horrible conditions at Chicago (11/19), led team with 75 yards on 17 carries (4.4 avg.)... Picked up rushing duties with FB Mike Alstott out with injury and had 20 rushes for 106 yards (5.3 avg.) and two rushing touchdowns vs. Buffalo (11/26)... Sealed the victory with a 39-yard scoring run in the fourth quarter, becoming the first Buccaneer to rush for more than 100 yards since FB Mike Alstott against New Orleans in 1999... Topped the 100-yard rushing mark for the second consecutive week against Dallas (12/3) with a career-high 210 yards on 22 carries (9.5 avg.) and two touchdowns... The 210 yards surpassed his previous career-best of 130 yards rushing at Detroit (9/7/97) and ranked as the second-best single-game effort in Bucs history... Performance marked the first back-to-back 100-yard games on the ground for a Buccaneer since Dunn accomplished the feat in Weeks Two (130 yards at Detroit) and Three (101 yards at Minnesota) in 1997... Exploded for a 70-yard touchdown run in the first quarter, marking the fourth-longest run in team history, including the second-longest TD run... Carried the load at Miami (12/10), registering 59 yards rushing on a career-high 28 attempts and also led the team in receiving with six receptions for 84 yards... Played spectacular game on Monday Night vs. St. Louis (12/18), reaching the 1,000-yard mark for the second time in his career with 145 yards on 22 carries (6.6 avg.) and three touchdowns... Scored from two yards, 52 yards and one yard out to set a career-high and tie the team's single-game record for rushing TDs with three (also Reggie Cobb - 11/20/91 and Mike Alstott - 12/27/98)... Also had five receptions for 53 yards... Had 40 yards on 15 rushing attempts (2.7 avg.) and five receptions for 44 yards at Green Bay (12/24)... Picked up five receptions for 28 yards in Wild Card game at Philadelphia (12/31).

Xtra Points

Warrick has helped 22 single-mother families become first-time homeowners through his annual "Homes for the Holidays" program. In 2000, Dunn made the down payments on new homes for three Baton Rouge, Louisiana families two days before Thanksgiving, and did the same for three single-mother families in the Tampa Bay area two weeks before Christmas.

1999: Started 15 games, missing one contest (Minnesota, 12/6) with a left ankle sprain... Rushed for 616 yards on 195 carries (3.2 avg.)... Caught a team-leading 64 passes for 589 yards (9.2 avg.) and two TDs... Assumed kickoff return duties during Tampa Bay's playoff push, averaging 19.5 yards on eight returns... Missed most of preseason with a hamstring injury... Opened the season with 46 yards on 15 carries against the Giants (9/12)... Rushed for a season-best 82 yards on 24 carries in win at Philadelphia (9/19)... Posted nine catches (four for first downs) for 82 yards in win over Denver (9/26)... Totaled 101 yards from scrimmage at Minnesota (10/3)... Caught six passes for 41 and one TD at Green Bay (10/10)... Caught five passes for 27 yards versus Chicago (10/24)... Recorded a career-high 11 catches for 77 yards at Detroit (10/31)... Netted 96 total yards in win at New Orleans (11/7)... Rushed for team-leading 66 yards against Kansas City (11/14)... Carried 11 times for 48 yards versus Atlanta (11/21)... Paced club with 57 yards on the ground in 16-3 win at Seattle (11/28)... Snagged six passes for a career-high 115 yards in 23-16 win over Lions (12/12)... Turned a screen pass into a career-long 68-yard jaunt, setting up Tampa Bay's first TD just before half-



VETERANS

time... Had a team-leading five catches for 36 yards at Oakland (12/19)... Paced Bucs with six receptions for 48 yards and one TD in 29-10 win over Packers (12/26)... Caught 10-yard scoring loss from QB Shaun King to give Tampa Bay a 16-10 lead... Led team with 80 yards on 16 carries in division-clinching victory at Chicago (1/2)... Opened fourth-quarter scoring drive with team season-long 33-yard run... Caught four passes for 32 yards and made crucial scamper in the fourth quarter of Bucs' 14-13 divisional playoff win over Washington (1/15)... Scooped up a King fumble on 3rd and 3 from the Redskins 25 and raced 13 yards for a first down... Bucs scored game-winning TD seven plays later... Rushed for 35 yards and caught four passes for 37 yards in NFC Championship Game at St. Louis (1/23).

1998: Led team in rushing for second time in two pro seasons with 1,026 yards on 245 carries (4.2 avg.), becoming just the fifth runner in team history to crack the 1,000-yard mark... Finished ninth in the NFC in rushing yardage and eighth in total yards from scrimmage (1,370) after catching 44 passes for 344 yards... Scored two rushing TDs and posted a pair of 100-yard rushing games... Started 14 of 16 games and became the first primary rusher in team history to average over 4.0 yards per carry for two consecutive seasons... Snared a season-best seven receptions for 46 yards at Green Bay (9/13)... Rushed 10 times for 82 yards in Bucs' Raymond James Stadium debut vs. Chicago (9/20), more than half of that total coming on a spectacular 43-yard TD run... Needed just 17 carries to rack up 96 rushing yards (5.6 avg.) against Carolina (10/18)... Posted first 100-yard game of '98 in win over Minnesota (11/1), rushing for 115 yards and a TD on 18 carries (6.4) to become, in conjunction with FB Mike Alstott, the first pair of backs in team history to have 100-yard outings in the same game... Recorded second 100-yard rushing game in three weeks at Jacksonville (11/15), running for 107 yards on 16 carries (6.7 avg.)... Did not start against Detroit (11/22) when team opened in two-TE set but still led team with 73 rushing yards on 14 carries... Finished season with 89 yards on 19 carries at Cincinnati (12/27), in the process surpassing the 1,000-yard mark for the first time in his career.

1997: Started 10 of 16 regular-season games played and led the team in both receptions and rushing... Along with Pro Bowl honors, was named NFL Rookie of the Year by *Football News*, *Pro Football Weekly* and *Sports Illustrated*, and designated Offensive Rookie of the Year by the Associated Press, *Football Digest* and *College and Pro Football Newsweekly*... Other first-year honors included selection to *Pro Football Weekly's* and *College and Pro Football Newsweekly's* all-rookie teams... As team's primary ballcarrier, gained 978 yards and four TDs on 224 carries (4.4 avg.)... Led the team with 39 receptions for 462 yards and three TDs... Combined yardage total of 1,440 set as a Buccaneer rookie record and the fourth-highest single-season mark in team history... Tied James Wilder (1984 and '85) and Ricky Bell (1979) for club record with five 100-yard rushing performances, including three in his first six games... Earned NFC Offensive Rookie of the Month honors for September... Received NFC Offensive Player of the Week honors following week two contest at Detroit (9/7) in which he collected 130 yards on 24 carries (5.4 avg.), ... At Minnesota (9/14), became first Buccaneer running back since Errict Rhett (11/12/95, 11/19/95) to record consecutive 100-yard rushing performances with 101 yards on 16 carries (6.3 avg.), including a 52-yard scoring run for the team's final score of the game... Showcased receiving skills vs. Miami (9/21) by catching six passes for 106 yards, including a fourth-quarter screen pass on third-and-29 which he turned into a highlight reel 58-yard score... At Green Bay (10/5), broke the 100-yard rushing mark for the third time with 125 yards and a TD on 16 carries (7.8 avg.)... Caught one TD pass and ran for another at Atlanta (11/9), marking first career multi-score game... Accounted for 169 total yards of offense behind 120-yard rushing performance on 24 carries (5.0 avg.) at N.Y. Giants (11/30)... Finished regular-season vs. Chicago (12/21) with 119 yards on 16 touches, including a 76-yard run in the third quarter that ranks as the longest running play in club history... Led team in rushing in both playoff contests, first with 72 yards on 18 carries vs. Detroit (12/28), then with 64 yards on 18 attempts at Green Bay (1/4).

College: A three-time first-team All-ACC performer, became the first back in Florida State history to record three 1,000-yard rushing seasons... Finished as Seminoles' career leader in rushing yards, gaining 3,959 to surpass Greg Allen's 3,769 (1981-84)... Averaged 6.9 yards per carry as a collegian, a Seminole record and the top mark by a NCAA Division 1-A player (minimum 300 carries) in 50 years (Army's Glenn Davis, 8.3 avg., 1943-46)... Also considered one of nation's top pass-catching backs, snaring 132 career receptions for 1,314 yards...

Scored 47 TDs in four FSU seasons, 37 rushing and 10 receiving, to break Allen's previous school record of 46... In four career bowl games, added 46 carries for 240 yards (5.2 avg.) and one score, 14 receptions for 112 yards, one kickoff return for 17 yards and one completion in two attempts for 73 yards and a TD... Broke Allen's school mark for all-purpose yards (4,996) with a total of 5,321... Secured 21 100-yard rushing games, the most in Seminole history... As a **senior**, earned second-team All-America accolades from Associated Press and was a first-team choice by *Football News*... Rushed 189 times for 1,180 yards and 12 TDs and added 30 catches for 355 yards and a pair of TDs... Started all 11 games and averaged 6.2 yards per carry and 107.3 rushing yards per game... Selected to All-ACC first team for third consecutive year and was presented with the conference's Commissioner's Award... Named to All-ACC first team for second straight year and was an honorable mention to AP's All-America team as a **junior**... Averaged 112.9 rushing yards per game en route to breaking school single-season records for rushing yards (1,242) and yards per carry (7.5)... Rushed 166 times and scored a career-best 13 TDs on the ground... Also broke Seminole season records for 100-yard rushing games (eight) and consecutive 100-yard games (six)... Finished third on team with career-best 43 receptions for 294 yards and three scores... Led Seminoles in scoring and finished 12th in nation with 96 points... Earned first All-ACC first-team honors in **sophomore** campaign as he became just the fifth Seminole to record a 1,000-yard rushing season... Led team with 1,026 rushing yards on 152 carries (6.8 avg.) and scored eight times on the ground... Added 34 receptions for 308 yards and an additional TD... Compiled six 100-yard rushing games... Had unusually large impact for a **freshman**, leading team with 10 TDs (four rushing, six receiving)... Finished second on team with 511 yards on 68 carries (7.5 avg.) and added 25 receptions for 357 yards... Also returned four kickoffs for 48 yards... Graduated in 1997 with a bachelor's degree in information studies.

Personal: Single, resides in Tampa... Received Giant Steps Award in civic leadership from former President Bill Clinton for his "Homes for the Holidays" program... The program has helped low-income families in Tampa and Baton Rouge, Louisiana buy homes through a down payment provided by Dunn, who also worked with area sponsors to furnish and outfit the homes... Received recognition as one of *The Sporting News'* Top 100 most powerful sports personalities... All-America honorable mention selection by *USA Today* as a prep at Catholic High School in Baton Rouge, Louisiana, where he played cornerback, quarterback and running back... Full name is Warrick De'Mon Dunn, born January 5, 1975, in Baton Rouge, Louisiana.

Buccaneers Statistics

YEAR	TEAM	G-S	RUSHING					RECEIVING				
			NO.	YDS.	AVG.	LG	TD	NO.	YDS.	AVG.	LG	TD
1997	Tampa Bay	16-10	224	978	4.4	76	4	39	462	11.8	59t	3
1998	Tampa Bay	16-14	245	1,026	4.2	50	2	44	344	7.8	31	0
1999	Tampa Bay	15-15	195	616	3.2	33	0	64	589	9.2	68	2
2000	Tampa Bay	16-14	248	1,133	4.6	70t	8	44	422	9.6	45	1
TOTALS		63-53	912	3,753	4.1	76	14	191	1,817	9.5	68	6
PLAYOFFS		5-5	64	190	3.0	13	0	18	133	7.4	22	0

YEAR	TEAM	G-S	KICKOFF RETURNS					PUNT RETURNS				
			NO.	YDS.	AVG.	LG	TD	NO.	YDS.	AVG.	LG	TD
1997	Tampa Bay	16-10	6	129	21.5	30	0	5	48	9.6	25	0
1998	Tampa Bay	16-14	1	25	25.0	25	0	0	0	0.0	0	0
1999	Tampa Bay	15-15	8	156	19.5	34	0	0	0	0.0	0	0
2000	Tampa Bay	16-14	0	0	0	0	0	0	0	0.0	0	0
TOTALS		63-53	15	310	20.7	34	0	5	48	9.6	25	0
PLAYOFFS		5-5	7	128	18.3	26	0	0	0	0.0	0	0

Single-Game Highs

Rushes: 28, at Miami, 12/10/00
Rushing Yards: 210, vs. Dallas, 12/3/00
Long Run: 76, vs. Chicago, 12/21/97
Receptions: 11, at Detroit, 10/31/99

Receiving Yards: 115, vs. Detroit, 12/12/99
Long Reception: 68, vs. Detroit, 12/12/99
TDs: 3, vs. St. Louis, 12/18/00





DAVID GIBSON

HT: 6-1

WT: 210

BORN: 11/5/77

NFL: 2ND YEAR

ACQUIRED: D6, 2000

COLLEGE: USC



Pro: Athletic, aggressive defender who has a nose for the ball... Has played primarily on special teams... Time at LB in college gives him solid combination of speed and power... Backs up Pro Bowl S John Lynch.

2000: Played in nine games as a rookie and also saw action in one playoff game... Posted three tackles and nine special teams stops on the year... Made NFL debut against New England (9/3)... Saw significant action vs. Chicago (9/10), racking up first two tackles of career on defense and three special teams tackles... Left game at Detroit (9/17) with a left foot strain... Notched one tackle on defense and one special teams stop at Atlanta (11/5)... Added one special teams tackle and recovered an onside kick against Buffalo (11/26)... Had one special teams tackle at Miami (12/10)... Had one special teams tackle in Monday Night game vs. St. Louis (12/18)... Contributed two special teams tackles at Green Bay (12/24).

College: Moved to SS as a **senior** after two seasons at LB... Named first-team All-Pac 10... Responded by finishing fourth on the Trojans with 81 tackles and tied for second on the squad with 10 passes defended... Selected to participate in the East-West Shrine Game... Opened season with three tackles and two fumble recoveries at Hawaii... Posted 11 tackles against Oregon, then followed with seven each against Oregon State and Arizona... Recorded a career-high 15 stops against Arizona State... Collected six tackles and picked off two passes in season-ending win over UCLA... Earned All-Pac 10 honorable mention selection as a **junior**... Appeared in all 13 games with 12 starts at weakside LB... Registered 85 tackles, five pass break-ups and one INT... Earned Pac 10 Defensive Player of the Week honors after compiling eight tackles, three sacks, three forced fumbles and one fumble recovery against San Diego State... Had seven tackles and recorded first career TD on a fumble return in the fourth quarter against Arizona State... Played in 11 games as a **sophomore**, totaling 66 tackles, including a team-best 20 tackles for losses, six sacks and three passes defended... Named honorable mention All-Pac 10... Paced the conference with five forced fumbles... Appeared in all 12 games as a **freshman**, seeing action as a reserve S and on special teams... Finished campaign with nine tackles... Majored in political science.

Xtra Points

David helped lead his high school team to a national title in his junior season.

Personal: Married the former Jennifer Dugan this past June... The couple resides in Tampa... Named to the *Los Angeles Times* and *Orange County Register* All-Orange County second-team at Mater Dei High School in Santa Ana, California ... Selected to the *Super Prep All-Far West*, *Bluechip All-Western* and *Long Beach Press-Telegram* honorable mention teams... As a junior, helped Mater Dei finish as the nation's top-ranked team... Posted 161 tackles and three INTs in two seasons... Full name is David Gibson, born November 5, 1977, in Santa Ana, California.

Buccaneers Statistics

YEAR	TEAM	G-S	TACKLES			TURNOVERS					ST TACKLES			
			SOLO	AST.	TOT.	FF	FR	INT.	YDS.	PD	S	A	T	
2000	Tampa Bay	9-0	2	1	3	0	0	0	0	0	0	8	1	9
TOTALS		9-0	2	1	3	0	0	0	0	0	0	8	1	9
PLAYOFFS		1-0	0	0	0	0	0	0	0	0	0	0	0	0

50

Linebacker



JEFF GOOCH

HT: 5-11

WT: 225

BORN: 10/31/74

NFL: 6TH YEAR

ACQUIRED: FA, 1996

COLLEGE: AUSTIN PEAY



Pro: Versatile, physical LB who has flourished on Buccaneer special teams... Worked his way up after being picked up as an undrafted free agent in 1996... Impressive career statistics include 123 total tackles, six forced fumbles, two fumble recoveries, one sack and 69 stops on special teams... Has started 21 career games over five-year career.

2000: Played in all 16 games... Led the squad in special teams tackles with 23... Also had 12 tackles backing up at the LB position... Posted two special teams tackles at New England (9/3)... Came off the bench vs. Chicago (9/10) to post three tackles and one special teams stop... Continued to excel on special teams at Washington (10/1), posting three special teams tackles... Tied a season-high with three special teams tackles at Minnesota (10/9)... Recorded two tackles at Atlanta (11/5)... Notched two special teams tackles against Buffalo (11/26)... Credited with three special teams tackles against Dallas (12/3)... Posted season-high four tackles and one special teams stop with starting WLB Derrick Brooks out with an injury at Green Bay (12/24).

1999: Played in 15 games, missing Tampa Bay's contest at Philadelphia (9/19) with a shoulder injury... Recorded four tackles plus 19 special teams stops, good for third on the team... Posted three special teams tackles against Atlanta (11/21)... Racked up season-high four special teams stops in Monday Night win over Minnesota (12/6)... Recorded season-best three tackles at Oakland (12/19)... Had one special teams tackle in each of Tampa Bay's playoff contests.

1998: Opened all 16 games at SLB as one of six Buccaneer defenders to start every contest... Recorded career highs in virtually every category, contributing 72 tackles (33, 39), one sack, four forced fumbles, one fumble recovery and nine special teams tackles... Led team in forced fumbles... Had a season-high seven tackles at Green Bay (9/13) and versus Chicago (9/20)... Pitched in with five tackles and a fumble recovery at New Orleans (10/25)... Matched season-best with seven tackles versus Minnesota (11/1)... Had four solo tackles and a forced fumble at Jacksonville (11/15)... In addition to five stops at Chicago (11/29), helped produce Buccaneer TD by deflecting a Mike Horan punt attempt, which allowed CB Ronde Barber to field the ball at Chicago's 23 and run it in for a score... Had perhaps best game as a pro in Monday night win over Green Bay (12/7), combining five tackles with two forced fumbles, first career sack and a stop on special teams.

Xtra Points

Jeff played five different positions in his college career at Austin Peay, including both linebacker and quarterback in his sophomore season.



VETERANS

1997: Played in 14 games with five starts at SLB and contributed career-high 29 tackles (17, 12) and a forced fumble to go along with 10 special teams stops... Missed season opener due to a broken right thumb suffered in training camp... In second game back against Minnesota (9/14), delivered three tackles and a forced fumble... Started next two games vs. Miami (9/21) and Arizona (9/28), making four tackles and a special teams stop against the Dolphins and five tackles against the Cardinals... Forced to miss second game of the season due to an infected finger against Detroit (10/12)... Notched career-high eight tackles at New York Jets (12/14)... Played in both playoff games.

1996: Contributed six stops, forced a fumble and recovered another on defense while also posting eight special teams tackles... In 9/22 game versus Seattle, inserted as LB in place of injured starter Lonnie Marts and responded with four tackles and a forced fumble... Saw only other significant action on defense at Green Bay (10/27), making two stops... Suffered a torn anterior cruciate ligament in right knee at Minnesota (12/15) and was placed on injured reserve two days later.

College: Recorded 17 tackles for losses and five sacks in primarily three seasons on defense at Austin Peay... Moved to SS during **senior** season after playing OLB the previous year and responded with 87 tackles (49, 38), and one INT... On East roster for 1996 Hula Bowl all-star game... Finished second on team with 59 tackles (33, 26) as OLB during **junior** campaign despite missing two games due to knee injury... Led team with four sacks and 11 tackles for losses... Began **sophomore** season as Governors' OLB until a rash of injuries forced shift to QB for the remainder of season... Completed 33 of 71 passes for 431 yards, one TD and four INTs... Also rushed for 287 yards on 106 attempts and three TDs... Started all 11 games as a **freshman** and recorded 57 tackles (36, 21) after shifting from FS to OLB.

Personal: Married to Tonya, couple splits offseason between Nashville and Tampa with their son, Dorien (6/11/00)... First-team all-district and second-team All-Metro selection while playing quarterback and free safety at Overton High School in Nashville... Full name is Jeffrey Lance Gooch, born October 31, 1974, in Nashville, Tennessee.

Buccaneers Statistics

YEAR	TEAM	G-S	TACKLES			TURNOVERS					SACKS		ST TACKLES		
			SOLO	AST.	TOT.	FF	FR	INT.	YDS.	PD	NO.	YDS	S	A	T
1996	Tampa Bay	15-0	4	2	6	1	1	0	0	0	0.0	0	6	2	8
1997	Tampa Bay	14-5	17	12	29	1	0	0	0	0	0.0	0	6	4	10
1998	Tampa Bay	16-16	33	39	72	4	1	0	0	0	1.0	1	8	1	9
1999	Tampa Bay	15-0	2	2	4	0	0	0	0	0	0.0	0	12	7	19
2000	Tampa Bay	16-0	8	4	12	0	0	0	0	0	0.0	0	18	5	23
TOTALS		76-21	64	59	123	6	2	0	0	0	1.0	1	50	19	69
PLAYOFFS		4-0	1	1	2	0	0	0	0	0	0.0	0	2	1	3

Single-Game Highs

Tackles: 8, at N.Y. Jets, 12/14/97
Forced Fumbles: 2, vs. Green Bay, 12/7/98
Sacks: 1, vs. Green Bay, 12/7/98

Additional Stats

Deflected Punt: 1, vs. Chicago, 11/29/98



MARTIN GRAMATICA

Kicker



HT: 5-8

WT: 170

BORN: 11/27/75

NFL: 3RD YEAR

ACQUIRED: D3, 1999

COLLEGE: KANSAS STATE



Pro: Named to his first Pro Bowl after a record breaking performance in 2000... Broke or tied six single-season records last season... Has connected on 55-of-66 FG attempts (83.3%) in his career... Already ranks third all-time in club history with 55 field goals and his 232 points is fifth-best all-time... Selected 80th overall in the 1999 Draft... Hit a 65-yarder as a senior at Kansas State, the longest FG in NCAA history without a tee.

2000: Played in all 16 games and one playoff contest... Selected to his first Pro Bowl... Named to Associated Press All-Pro second team, *Pro Football Weekly's* All-NFC Team and *Football Digest's* second-team All-Pro... Broke or tied six single-season records: points scored (126), field goals made (28), field goals of 50 or more yards (5), PATs made (42), PAT percentage (100%, tied with several others) and consecutive field goals (16, tied with Michael Husted)... His 28 FGs broke his own record set in his rookie campaign (27) and the 126 points also eclipsed his 106 points the season before...

Connected on 28-of-34 FG attempts... Was a perfect 42-of-42 on PAT attempts... Made 5-of-7 attempts from 50 or more yards and 12-of-16 attempts from 40 or more yards... Was tied for second in the NFC and third in the NFL with 126 points... Connected on all three PAT attempts in season opener at New England (9/3)... Was two of three in field goal attempts against Chicago (9/10), a 23-yarder and a 47-yarder... Connected on only field goal attempt (22 yards) versus N.Y. Jets (9/24)... Split the uprights from 42 yards out at the end of regulation to send the game at Washington (10/1) into overtime... Nailed three of four field goals in Monday Night game at Minnesota (10/29), which included distances of 23, 33 and 35 yards... Had a perfect game with a 4-of-4 performance against Detroit (10/19), hitting a career-long 55-yard FG in the fourth quarter and also hit from 50, 43 and 27 yards... Was two of two in field goals attempts (47, 27) and was a perfect 5-5 on PATs against Minnesota (10/29)... Earned NFC Player of the Month honors for October... Connected on two FGs (34, 51 yards) at Atlanta (11/5) and helped hold KR specialist Tim Dwight to just 39 yards on three kickoff returns... Boomed field goal attempts from 54 and 51 yards away to help beat Green Bay (11/12)... Nailed a 45-yard FG vs. Buffalo (11/26)... Tied a club record with 16 consecutive field goals made (Michael Husted 1995-96), connecting from 28 and 25 yards vs. Dallas (12/3)... In rainy conditions made 3-of-4 FG attempts at Miami (12/10), kicking a 38, 30 and 46-yarder... The 46-yard FG provided game-winning points and helped him garner NFC Special Teams Player of the Week honors... Was 2-3 on FG attempts at Green Bay (12/24) with a 38 and 43-yarder, breaking his single-season mark with 28... Had the only points of the game for the Bucs with a 29-yard FG in NFC Wild Card game at Philadelphia (12/31).

Xtra Points

Martin provided color commentary for ESPN International at Super Bowl XXXIV in Atlanta and Super Bowl XXXV in Tampa this past January.

1999: Set team record with 106 points, hitting 27 of 32 FG attempts and all 25 PAT attempts... Point total was tops among NFL rookies and fourth in the NFC... Named to the All-Rookie Team by *Pro Football Weekly*, *College and Pro Football Newsweekly* and *Football Digest*... Made 3 of 4 attempts from 50 or more yards and 6 of 8 attempts from 40 or more yards... Hit two FGs (23, 36) in NFL debut against Giants (9/12)... Nailed two FGs (51, 24) in 19-5 win at Philadelphia (9/19)... Connected from 38 and 35 yards in 13-10 win over Denver (9/26)... Split the uprights



VETERANS

on three occasions (41, 36, 36) at Green Bay (10/10)... Made 2 of 4 attempts in 6-3 win over Chicago (10/24)... Hit 49-yarder, but then missed from 43 yards to halt career-opening streak at 10 FGs made... Nailed 49-yarder at Detroit (10/31)... from 35 yards at New Orleans (11/7) and recovered first career fumble on a kickoff, leading to a TD... Made a career-high four FGs in 19-10 win over Atlanta (11/21)... Connected from 24 and 26 yards, then nailed two heart-stopping attempts in the fourth quarter... Hit from 50 yards with 5:32 remaining to cut the Falcons' lead to 10-9, then calmly drilled a 53-yarder with 58 seconds left for the win... Earned NFC Special Teams Player of the Week honors for his efforts... The 53-yarder was the longest game-winner in more than two years (Pete Stoyanovich, 54, Kansas City vs. Denver, 11/16/97)... Also became the first Buc to make two 50-yard FGs in the same game... Nailed three FGs (42, 40, 37) in 16-3 win at Seattle (11/28)... Connected on all three FG attempts (49, 28, 33) in 29-10 win over Packers (12/26)... Hit 2 of 3 attempts in division-clinching win at Chicago (1/2)... Had a 48-yarder blocked, snapping consecutive FGs made streak at 14... Nailed both FG attempts (25, 23) in NFC Championship Game at St. Louis (1/23)... Drafted in the third round (80th overall) of the 1999 NFL Draft.

College: Scored a school-record 349 points in four seasons at Kansas State... Hit 54 of 70 FG attempts and 187 of 192 PAT attempts... Won the Lou Groza Award, given to the nation's top placekicker, as a junior... Set single-season school record with 135 points as a **senior**, connecting on 22 of 31 FG attempts... Earned first-team All-America honors... Nailed a 65-yarder against Northern Illinois, the longest FG in NCAA history without a tee... Set KSU mark with 18 points (4 FGs, 6 PATs) against Kansas... Hit four FGs versus Texas A&M in Big 12 Championship Game... First-team All-America choice by the Associated Press and *The Sporting News* as a **junior**... Made 19 of 20 FGs and 37 of 38 PATs... Nailed all three attempts from 50-plus yards... Granted a medical redshirt in 1996... Hit 7 of 10 FGs his **sophomore** season, finishing with 64 points... Hit 6 of 9 FGs and 38 of 39 PATs as a **freshman**... Earned a bachelor's degree in social science.

Personal: Single, splits offseason between Tampa and LaBelle, Florida... Brother, Bill, was a fourth-round draft pick of the Arizona Cardinals in 2001 as a placekicker... Brother, Santiago, is a freshman kicker at the University of South Florida... Created "Kicking for Kids," a program which donates \$500 to Tampa Bay area children's hospitals each time he connects on a field goal... Has done considerable work for the Shriners Hospital for Children... Participated in an auction for the Kids Wish Network, helping to raise \$25,000... Martin did not play organized football until senior prep year after growing up as a soccer player in his native Argentina... As a senior at LaBelle High School in LaBelle, Florida, made eight of 10 field goals and 22 extra points... Hit a 52-yard field goal and sent 38 of 49 kickoffs out of end zone... Full name is Martin Gramatica, born November 27, 1975, in Buenos Aires, Argentina.

Buccaneers Statistics

YEAR	TEAM	G	FG	FGA	PCT.	BL	DIST. MADE		LG	PATs		PTS.
							YDS.	AVG.		MADE	ATT.	
1999	Tampa Bay	16	27	32	84.4	2	971	36.0	53	25	25	106
2000	Tampa Bay	16	28	34	82.4	1	1,048	37.4	55	42	42	126
TOTALS		32	55	66	83.3	3	2,019	36.7	55	67	67	232
PLAYOFFS		3	3	3	100.0	0	77	25.7	29	2	2	11

NFL FIELD GOAL ACCURACY

YEAR	1-19	20-29	30-39	40-49	50-plus	LG	TOTAL
1999	0-0	8-8	10-12	6-8	3-4	53	27/32
2000	0-0	8-8	8-10	7-9	5-7	55	28/34
TOTALS	0-0	16-16	18-22	13-17	8-11	55	55/66
PLAYOFFS	0-0	3-3	0-0	0-0	0-0	29	3/3

Single-Game Highs

FGs: 4, (twice), last vs. Detroit, 10/19/00
 FGAs: 4, (three times), last vs. Detroit, 10/19/00
 PATs: 5, vs. Chicago, 9/10/00
 PATAs: 5, vs. Chicago, 9/10/00

Long FG: 55, vs. Detroit, 10/19/00
 Long FGA: 55, vs. Detroit, 10/19/00
 Points: 13, vs. Atlanta, 11/21/99

Additional Stats

Fumble Recoveries: 1 in 1999
 Special Teams Tackles: 3 in 2000

81

JACQUEZ GREEN

Wide Receiver



HT: 5-10

WT: 175

BORN: 1/15/76

NFL: 4TH YEAR

ACQUIRED: D2A, 1998

COLLEGE: FLORIDA



Pro: Feared deep threat who uses his speed to spread opposing defenses... Owns 121 career receptions for 1,815 yards with six touchdowns... First Buccaneer to have back-to-back 50-plus catch seasons since Lawrence Dawsey in 1991-1992... First player taken by Tampa Bay in the 1998 draft (second round, 34th overall)... Can also return punts and kickoffs and led the Buccaneers in 1998 and 1999 in punt returns... Holds the Bucs record for longest punt return, a 95-yard score at Green Bay (9/13/98).

2000: Started all 16 games and one playoff contest... Finished second on the team with 51 receptions and 773 receiving yards (15.2 avg.) with one TD... Had impressive first half of the season with 31 receptions for 556 yards (18.0 avg.), including two 100-yard games (Chicago 9/10, Minnesota 10/9)... Grabbed two catches for 67 yards (33.5 avg.) at New England (9/3)... Had a game-high five receptions for 104 yards against Chicago (9/10), including a game-breaking 58-yard touchdown reception... Snagged three passes for 56 yards (18.7 avg.) at Detroit (9/17)... Hooked up with QB Shaun King on a 75-yard bomb against the N.Y. Jets (9/24), the longest play from scrimmage for the offense in 2000... Had one reception for seven yards at Washington (10/1)... Posted career-high 11 receptions for 131 yards on Monday Night at Minnesota (10/9)... The 11 receptions was the most-ever by a Buccaneer WR and just two shy of the club's single-game mark... Had three receptions for 27 yards vs. Detroit (10/19)... Added three receptions for 45 yards against Minnesota (10/29)... Had two receptions for 44 yards at Atlanta (11/5), recording the 100th reception of his career... Snatched three receptions for 16 yards against Green Bay (11/12)... Paced the team with three catches for 30 yards at Chicago (11/19)... Led the team in receiving for the second consecutive week with four receptions for 51 yards versus Buffalo (11/26)... Was a key player in Bucs win on Monday Night against St. Louis (12/18) with four receptions for 55 yards (13.8 avg.)... Had crucial 11-yard reception on fourth-and-nine to set up a Martin Gramatica FG at Green Bay (12/24) and finished the game with four catches for 50 yards (12.5 avg.).

Xtra Points

Jacquez won the Madden Bowl 2001, a competition that pits NFL players against each other at the controls of Playstation, at Super Bowl XXXV in Tampa. Green, using the Washington Redskins roster, replaced starting quarterback Brad Johnson with backup Jeff George to defeat Cincinnati's Corey Dillon in the final.

1999: Played in all 16 games, starting nine... Finished second on the club and first among WRs with 56 catches for 791 yards and three TDs... Averaged a team-best 14.1 yards per catch... His 791 yards led all Bucs receivers and his three scores were second to TE Dave Moore's five TDs... Also finished seventh in the NFC with an 8.9-yard average on punt returns... Caught three passes for 27 yards in season-opening loss to Giants (9/12)... Made second career start in place of injured Reidel Anthony (ribs) at Philadelphia (9/19), making one catch for 17 yards... Caught four passes for 49 yards at Minnesota (10/3)... Assumed starting role at Detroit (10/31) and snagged seven passes for 96 yards... Paced team with four catches for 89 yards and one TD in 31-16 win at New Orleans (11/7)... Raced down the right sideline and hauled in 62-yard scoring strike from QB Trent Dilfer to give Bucs 7-3 lead... Collected seven catches for a career-high 164 yards and one TD in 17-10 win over Kansas City (11/14)... Yardage total tied Mark Carrier (at Chicago, 11/19/89) for the sixth-best



VETERANS

single-game total in club history... Hauled in a 52-yard scoring bomb in the third quarter that proved to be the winning score... Also snagged a 54-yard strike late in the fourth quarter... Had five receptions for 75 yards versus Atlanta (11/21)... Led team with five catches for 70 yards and one score in Monday Night win over Vikings (12/6)... Made a leaping, 29-yard grab in the end zone to give Tampa Bay a 17-14 lead... Collected a career-high 10 receptions for 113 yards in division-clinching win at Chicago (1/2)... Had two catches for 25 yards in divisional playoff win over Washington (1/15)... Paced team with four catches for 59 yards in NFC Championship Game at St. Louis (1/23).

1998: Played in 12 games and started one, missing four of first six games due to toe, thumb and shoulder injuries... Ranked sixth on team with 14 receptions for 251 yards and tied for third with a pair of TD receptions... Averaged 15.1 yards on 30 punt returns, a mark that ranked second in the NFL to Dallas' Deion Sanders (15.6) and was the best in franchise history among players with at least 15 runbacks... Also averaged 22.9 yards on 10 kickoff returns and ran three end-arounds for a total of 12 yards... Missed season-opener at Minnesota (9/6) after sustaining turf toe injury in preseason finale at New Orleans (8/28)... In first regular-season NFL game, at Green Bay (9/13), scored Bucs' first points in a loss by returning a fourth-quarter punt 95 yards for a 23-15 score... Just the fourth punt or kickoff return for a TD in franchise history, that runback ranks as the longest scoring play of any kind in Buc annals... Also snared first two career receptions for 26 yards at Packers... Sat out following two games vs. Chicago (9/20) and at Detroit (9/28) due to sprained thumb suffered during workouts... In absence of Karl Williams, took over as third receiver versus Detroit (11/22) and snared three passes for a season-high and team-best 98 yards... Scored first TD against Lions on a 44-yard post pattern... Helped Bucs to first Monday Night Football win since 1982 by turning a quick slant into a 64-yard TD reception against Green Bay (12/7)... Versus Pittsburgh (12/13), set up the Bucs' go-ahead FG with a 46-yard punt return and finished with three runbacks for 73 yards... Recorded first career start at Washington (12/13) in place of Reidel Anthony (shoulder) and caught one pass for 12 yards... Matched season high in season finale at Cincinnati (12/27) with three receptions for 23 yards... Drafted by the Buccaneers in the second round in 1998 (34th overall).

College: Finished Florida career fifth on Gators' all-time list with 2,181 receiving yards on 113 career catches despite starting just 19 games as a collegian... Scored a total of 30 TDs, 23 receiving, three rushing and four on punt returns... Four career punt return TDs established new Florida record... Averaged 12.6 yards on punt returns (61-776) and 20.3 yards on kickoff returns (26-528)... Earned first-team All-America status from AP and most publications as a **junior**... Was a finalist for the Fred Biletnikoff Award, given to the nation's top receiver, and a semi-finalist for *Football News'* Offensive Player of the Year award... Also placed on SEC's all-conference first team... Started all 12 games (including bowl) and led Gators with 61 receptions for 1,024 yards and nine TDs... Also Florida's primary punt returner, running back 27 for 392 yards (14.5 avg.) and two TDs... Caught 10 passes for 185 yards and a TD against Tennessee... Followed with 10-catch, 139-yard, three-TD effort in downing of Kentucky... Amazingly, accounted for all three TDs in 24-10 win over Auburn in three different ways: a 12-yard TD pass to Jamie Richardson, a 10-yard scoring reception and a five-yard scoring run... Played in every game and started seven plus the bowl game during **sophomore** campaign... Tallied 33 receptions for 626 yards and nine scores... Also returned 25 punts for 324 yards (13.0 avg.) and two TDs and 10 kickoffs for 216 yards (21.6 avg.)... In 65-0 shutout of Kentucky, returned punts for 66 and 79-yard TDs, becoming the first Gator to score on a punt return since 1984... In national-championship-deciding rematch against Florida State in Sugar Bowl, contributed five catches for 79 yards... After red-shirting in 1994, contributed strongly as a **freshman**... After sitting out opener, played in every remaining game and started one contest... Blocked three punts on special teams to tie a school single-season record... Caught 19 passes for 531 yards and five TDs, averaging an astounding 28 yards per grab... Also returned nine punts for 50 yards (5.6 avg.) and 16 kickoffs for 312 yards (19.5 avg.) and ran seven times for 93 yards and a TD... In first career start against Northern Illinois, turned in a career-long 96-yard TD catch, the second-longest reception in school history... Majored in public recreation.

Personal: Single, resides in Tampa... First-team all-state selection as a prep at Peach County High School in Fort Valley, Georgia... Earned honors as All-America choice by USA

Today despite serving as school's veer option quarterback as a senior... Racked up 1,767 all-purpose yards as a senior and was responsible for 23 touchdowns... Rushed for 948 yards and 16 TDs... Selected for both Georgia/Florida football all-star game and the North/South basketball contest, one of only two players (also Dallas' Peppi Zellner) ever to do so... Full name is D'Tanyian Jacquez Green, born January 15, 1976, in Fort Valley, Georgia.

Buccaneers Statistics

YEAR	TEAM	G-S	NO.	RECEIVING				TD	NO.	RUSHING			
				YDS.	AVG.	LG	TD			YDS.	AVG.	LG	TD
1998	Tampa Bay	12-1	14	251	17.9	64t	2	3	12	4.0	18	0	
1999	Tampa Bay	16-10	56	791	14.1	62t	3	3	8	2.7	15	0	
2000	Tampa Bay	16-16	51	773	15.2	75	1	5	13	2.6	6	0	
TOTALS		44-27	121	1,815	15.0	75	6	11	33	3.0	18	0	
PLAYOFFS		3-3	6	84	14.0	32	0	0	0	0.0	0	0	

YEAR	TEAM	G-S	NO.	KICKOFF RETURNS				TD	NO.	PUNT RETURNS			
				YDS.	AVG.	LG	TD			YDS.	AVG.	LG	TD
1998	Tampa Bay	12-1	10	229	22.9	44	0	30	453	15.1	95t	1	
1999	Tampa Bay	16-10	10	185	18.5	29	0	23	204	8.9	31	0	
2000	Tampa Bay	16-16	1	11	11.0	11	0	2	1	0.5	1	0	
TOTALS		44-27	21	425	20.2	44	0	55	658	12.0	95t	1	
PLAYOFFS		3-3	1	21	21.0	21	0	0	0	0.0	0	0	

Single-Game Highs

Receptions: 11, at Minnesota, 10/9/00

Receiving Yards: 164, vs. Kansas City, 11/14/99

Long Reception: 75, vs. N.Y. Jets, 9/24/00

Punt Returns: 4, five times, last vs. Kansas City, 11/14/99

Punt Return Yards: 99, at Green Bay, 9/13/98

Long Punt Return: 95t, at Green Bay, 9/13/98

1

JOE HAMILTON

HT: 5-10

WT: 190


BORN: 3/13/77


NFL: 2ND YEAR

ACQUIRED: D7, 2000

COLLEGE: GEORGIA TECH

Quarterback





Pro: Intelligent, quick-minded signal-caller that proved to be a steal in the seventh round of the 2000 NFL Draft... Spent his first NFL season as Tampa Bay's third quarterback... Durable passer with accurate arm.

2000: Was declared the emergency third quarterback every game except at Atlanta... Saw first NFL action at Atlanta (11/5) during the fourth quarter.

College: The most decorated college signal-caller in the NCAA in 1999... Finished second to Wisconsin's Ron Dayne in the Heisman Trophy balloting... Four-year starter... Guided the Yellow Jackets to three consecutive bowl berths for the first time since the 1970-72 seasons... Holds school and Atlantic Coast Conference career records with 10,640 yards in total offense, 83 TDs, 65 TD passes and a 148.2 passer efficiency rating... Became the first player in NCAA Division I-A history to top 10,000 total yards with 1,500 rushing yards... Started all 12 games as a **senior**, including the Gator Bowl... Winner of the Davey O'Brien National Quarterback Award, the first Georgia Tech player to win a national award... Earned first-team



VETERANS

All America honors from the Associated Press, Football Writers Association of America, American Football Coaches Association, Walter Camp and *Football News*... ACC Player of the Year... Finished with the sixth-best single-season rating in NCAA history (175.0)... Completed 66.6 percent of his passes... His 29 TD passes shattered the single-season school record and marked the second-best effort in conference history... Threw for 3,060 yards, good for seventh in ACC annals... Also rushed for 734 yards (4.8 yards per carry) and six TDs... Rushing yards were most in NCAA history by a 3,000-yard passer... Recorded finest day of career at top-ranked Florida State, completing 22 of 25 attempts for 387 yards and four TDs... Connected with WR Dez White on an 80-yard strike and also ran for a 19-yard score... Completed 19 of 31 passes for 387 yards and three TDs against Maryland... Also added 87 yards on 13 carries with a 41-yard score... Led the Yellow Jackets to an epic 51-48 overtime victory over Georgia, completing 22 of 32 passes for 341 yards and four TDs, while rushing 15 times for 94 yards... First-team All-ACC selection as a **junior**... Directed the ACC's highest-scoring offense, which averaged 35.5 points per game, good for 13th in the nation... Conference's leading passer with an efficiency rating of 141.7, including 146.3 in ACC games... Ranked 25th in the nation in passing efficiency and 29th in total offense... Connected on 14 of 23 pass attempts for 303 yards and three TDs at North Carolina... Hit on 15 of 29 pass attempts for 227 yards and a pair of scores against Boston College, while also running for an 8-yard score... Ran for two TDs (5, 6) against North Carolina State... Connected on 15 of 22 passes for 236 yards against the Wolfpack... Completed 13 of 22 pass attempts for 237 yards and three TDs in win over Notre Dame in the Gator Bowl... Ranked third in the ACC and 17th nationally in passing efficiency during **sophomore** season... Second in the ACC and 21st in the nation in total offense, averaging 253.8 yards per game... Accounted for 17 TDs (12 passing, five rushing)... Completion percentage of 64.6 was the fifth-best single-season mark in ACC history... Finished season with a string of 115 straight passing attempts without an INT... Completed 21 of 30 attempts for 293 yards and rushed for an 18-yard score against North Carolina... Against Virginia, completed 21 of 26 passes for 337 yards... Named the MVP of the Carquest Bowl, compiling 356 yards of total offense against West Virginia... Completed 19 of 36 passes for 274 yards and a TD... Also had 15 carries for 82 yards and two more scores... Runner-up for the ACC Rookie of the Year Award as a **freshman**... Captured a league-high four ACC Rookie of the Week awards... Posted the second-best completion percentage in the ACC, hitting on 57.4 percent of passes... Ranked fourth in the league in passing efficiency with a rating of 115.9... Completed 108 of 188 pass attempts for 1,342 yards and seven TDs... Majored in management.

Xtra Points

Joe finished second to Wisconsin's Ron Dayne in voting for the 1999 Heisman Trophy.

Personal: Named South Carolina Prep Player of the Year at Macedonia High School in Alvin, South Carolina... Four-year letterman and three-time team captain who completed 340 of 639 passes for 5,425 yards and 67 TDs... Added 1,858 rushing yards on 374 carries and 32 TDs... Teammate of Browns DE Courtney Brown, the top overall pick in the 2000 NFL Draft... Twice earned all-state honors as a point guard in basketball... Full name is Joseph Fitzgerald Hamilton, born March 3, 1977, in Alvin, South Carolina.

79

GEORGE HEGAMIN

Tackle/Guard



HT: 6-7

WT: 331

BORN: 2/14/73

NFL: 8TH YEAR

ACQUIRED: FA, 1999

COLLEGE: NORTH CAROLINA STATE



Pro: Big, strong lineman that provided depth to the offensive front... Has appeared in 64 games with 17 starts throughout his career... Originally drafted by the Dallas Cowboys, earning a Super Bowl ring with the 1995 squad that defeated Pittsburgh in Super Bowl XXX... Joined the Philadelphia Eagles as an unrestricted free agent and played in all 16 regular season games in 1998 before signing with the Buccaneers on 11/10/99.

2000: Played in all 16 games with one start... Also started playoff game... Alternated with starting LT Pete Pierson throughout the season... Paved the way for more than 300 yards of total offense at Detroit (9/17)... Contributed to the passing game that amassed a season-high 295 yards in Monday Night game at Minnesota (10/9)... Helped dismantle Dallas (12/3) on the ground, blocking for RB Warrick Dunn to total 210 yards on the ground and a club-record 250 yards rushing overall... Started first game of the season vs. St. Louis (12/18) and helped the Buccaneers total 446 yards of total offense, their top output of the year... Started NFC Wild Card playoff game at Philadelphia (12/31).

Xtra Points

George sponsored a Buccaneers weekend last season for a group of 10 high school students through the George Hegamin Foundation. The students, who attend Hegamin's alma mater, Camden (NJ) High School, received a trip to Florida by winning an essay contest about their future plans.

1999: Played in one game, lining up on special teams units at Seattle (11/28)... Declared inactive for the remaining seven regular-season games... Played on FG and PAT units in divisional playoff win over Washington (1/15)... Also saw action in the NFC Championship Game at St. Louis (1/23)... Signed by Bucs on 11/10 after S Eric Vance was placed on injured reserve... Released by Philadelphia on 9/4.

1998: Joined the Eagles as an unrestricted free agent from the Cowboys (2/19/98)... Played in 16 games, starting six at left guard.

1997: Played in 13 games, starting seven at left tackle and two additional contests at LG for Dallas.

1996: Saw action in all 16 games, starting one game at LT for the Cowboys.

1995: Earned a Super Bowl ring when the Cowboys defeated Pittsburgh in Super Bowl XXX... Was inactive for 12 games and did not play in four others.

1994: Bypassed his final two seasons of college eligibility and was selected by the Cowboys in the third round of the 1994 NFL Draft (102nd selection overall)... Inactive for seven games and saw action in two other contests, including playing in his first NFL game against the New York Giants on 11/7/94.

College: Despite only playing two seasons at North Carolina State, earned a spot on the Atlantic Coast Conference All-Freshman team.

Personal: Attended Camden (NJ) High School and was a unanimous all-state selection and an honorable mention All-America choice by *USA Today*... Full name is George Hegamin, born February 14, 1973, in Camden, New Jersey.



NFL Statistics

GAMES/STARTS: 1994: 2/0, 1995: 0/0 (P: 1/0), 1996: 16/1 (P: 2/0), 1997: 13/9, 1998: 16/6, 1999: 1/0, (P: 2/0), 2000: 16/1, (P: 1/1).

8-YEAR TOTALS: 64/17 (P: 6/1).

P = Playoffs

34

Safety



DEXTER JACKSON

HT: 6-1

WT: 203

BORN: 7/28/77

NFL: 3RD YEAR

ACQUIRED: D4, 1999

COLLEGE: FLORIDA STATE



Pro: Aggressive safety who has also excelled on special teams... Has tremendous closing speed... Heads into training camp as the starter at free safety... Has netted 37 special teams tackles and 30 tackles on defense in his first two NFL campaigns... Has played in 25 career games.

2000: Played in 13 regular season games and one playoff contest... Had 30 tackles and five passes defended on the year... 20 special teams tackles ranked third on the team... Key playmaker during the preseason before sustaining a right ankle sprain at Miami (8/10)... Was inactive the first three weeks of the season due to the injury... Made his regular season debut against the N.Y. Jets (9/24) with one tackle and two special teams tackles... Contributed one tackle and one special teams tackle at Washington (10/1)... Had three tackles coming off the bench against Detroit (10/19)... Was impressive in matchup against Minnesota (10/29) with three tackles... At Atlanta (11/5) had three tackles in the defensive backfield and three special teams stops... Had two tackles against Green Bay (11/12) when starting SS John Lynch went down in the fourth quarter with an injury... Played an exceptional game at Chicago (11/19) with a career-high seven tackles after taking over for SS John Lynch after a game-ending injury... Career-high four special teams tackles vs. Buffalo (11/26)... Performed great all-around game versus Dallas (12/3) with one tackle, two passes defended and three special teams tackles... Fumble recovery was on the opening kickoff and set up a K Martin Gramatica 28-yard field goal... Came in to have three tackles at Miami (12/10)... Backed up in the defensive secondary and had two tackles and one special teams tackle against St. Louis (12/18)... Had three tackles in NFC Wild Card game at Philadelphia (12/31).

Xtra Points

Dexter received his undergraduate degree in human and family science this past offseason from Florida State University.

1999: Played in 12 games, primarily on special teams... Inactive for the other four contests... Finished fifth on the club with 17 special teams tackles... Made his NFL debut in 13-10 win over Denver (9/26)... Posted two special teams stops against Chicago (10/24) and at Detroit (10/31)... Downed two punts inside the 20 in win over Kansas City (11/14)... Recorded two special teams tackles at Seattle (11/28)... Made first career tackle at Oakland (12/19)... Inactive for divisional playoff versus Washington (1/15) but played on special teams in the NFC Championship Game at St. Louis (1/23)... Drafted in the fourth round (113th overall) of the 1999 NFL Draft.

College: Lettered four years at FSU, starting his final two seasons at FS... Amassed 194 tackles, seven INTs, 16 passes defended, two sacks, one forced fumble and one fumble recovery... Finished second on the team with 69 tackles as a **senior**, adding a career-high four INTs... Posted season-high 10 stops versus Maryland... Had nine tackles and two picks against Virginia... Earned second-team All-ACC honors as a **junior**... Notched a career-best 81 tackles and broke up 11 passes... Racked up a career-high 12 tackles against N.C. State... Paced the Seminoles with nine stops and one INT in Sugar Bowl win over Ohio State... Recorded 33 tackles and three passes defended his **sophomore** season, seeing action as a nickel back... Posted 11 tackles and one INT his **freshman** season... Graduated this past offseason with a degree in human and family science.

Personal: Single, lives in Tampa... As a prep, played QB at Shanks High School in Quincy, Florida very near his eventual stop at Florida State... Also handled kicking and punting for high school team... Earned first-team pick on Florida's Class 4A all-state squad after amassing over 1,000 yards both passing and rushing as a prep senior... Named *Tallahassee Democrat's* Big Bend Offensive Player of the Year... Passed for a total of 2,013 yards and ran for 2,893 yards in junior and senior years combined... Also scored 55 TDs in high school career... On track squad, won the state championship in the 300 intermediate hurdles and was the 110 high hurdles runner-up in both junior and senior seasons... Also ran anchor leg of 4x400 first-place relay in each of final two years... Started at point guard for Shanks' basketball team and averaged 16.8 points per game... Full name is Dexter Lamar Jackson, born July 28, 1977, in Quincy, Florida.

Buccaneers Statistics

YEAR	TEAM	G-S	TACKLES			TURNOVERS					SACKS		ST TACKLES			
			SOLO	AST.	TOT.	FF	FR	INT.	YDS.	PD	NO.	YDS	S	A	T	
1999	Tampa Bay	12-0	0	1	1	0	0	0	0	0	0	0	0	14	3	17
2000	Tampa Bay	13-0	20	10	30	0	0	0	0	5	0	0	16	4	20	
TOTALS		25-0	20	11	31	0	0	0	0	5	0	0	30	7	37	
PLAYOFFS		2-0	2	1	3	0	0	0	0	0	0	0	0	0	0	

14

Brad Johnson

Quarterback



HT: 6-5
WT: 226
BORN: 9/13/68
NFL: 10TH YEAR
ACQUIRED: UFA(WA), 2001
COLLEGE: FLORIDA STATE



Pro: Tampa Bay's biggest offseason acquisition on offense... Signed a five-year contract as an unrestricted free agent on March 6, 2001... One of the most accurate passers in NFL history... Career completion percentage of 61.8% ranks third all-time behind Steve Young and Joe Montana... Played seven seasons with Minnesota (1992-1998) before spending the last two seasons with Washington... Career totals include 1,126 completions, 1,821 attempts, 12,973 yards, 79 touchdowns and 57 interceptions for a rating of 84.7... Has played in 66 regular season games with 50 starts... Owns a 32-18 record as a starter in the regular season... Has also started three playoff contests, completing 50-of-90 passes for 531 yards with two TDs and five INTs in those games... Posted finest season as a pro in 1999, passing for a career-high 4,005 yards en route to his first Pro Bowl selection... Has been named NFC Offensive Player of the Week six times in his career.



VETERANS

2000: Played in 12 games with 11 starts... Completed 228-of-365 passing (62.5%) for 2,505 yards with 11 TDs and 15 INTs... Also rushed 22 times for 58 yards with one TD... His 65.5% completion rate on third down was best in the NFC and second in the NFL behind Denver's Brian Griese... Completed 25-of-36 passes for 234 yards against Carolina (9/3)... Attempted career-high 49 passes, connecting on 30 for 241 yards vs. Dallas (9/18)... Compiled career-best QB rating of 145.8 at N.Y. Giants (9/24) on 14-of-20 passing for 289 yards with two TDs... Passed for 207 yards on 20-of-32 attempts with one TD vs. Tampa Bay (10/1)... Completed 25-of-36 attempts for 289 yards at Philadelphia (10/8)... Led team to third straight win over a Top 4 defense at Baltimore (10/15) on 18-of-27 day for 158 yards... Won fifth straight start with win at Jacksonville (10/22), throwing three TD passes and one INT on 16-of-24 passing for 269 yards... Injured left knee (strained MCL) in middle of fourth quarter against Tennessee (10/30) and did not play in next three games... Returned to starting lineup vs. N.Y. Giants (12/3), but was intercepted twice and completed 14-of-29 passes for 126 yards... Did not play following week at Dallas (12/10), but came in for injured Jeff George at Pittsburgh (12/16) and completed three-of-five passes for 53 yards... Started season finale against Arizona, totaling 192 yards with one TD and two INTs on 18-of-31 passing.

Xtra Points

Brad's career completion percentage of 61.8% ranks third all-time in NFL history behind only Steve Young and Joe Montana.

1999: Started all 16 regular season games and both playoff contests... Had a career year and was selected to his first Pro Bowl... Finished with a 90.0 QB rating (fifth-best in the NFL) after completing 316 of 519 passes (61%) for 4,005 yards with 24 TDs and 13 INTs... 316 completions set a team record, topping Joe Theismann's mark of 293 in 1981, and 4,005 yards passing ranks second all-time in Redskins history, 104 yards shy of Jay Schroeder's 4,109 yards in 1986... Completions (316), passes attempted (519), yards (4,005), percentage (61%), TD (24) and INTs (13) were all career-highs... One of five finalists for the Quarterback Club Jack Kent Cooke Award (Redskins MVP)... Started all 16 games and both playoff contests... Directed a Redskins offense that finished second in the NFL in total yards with 5,905 yards... Threw for a then-career-high and NFL-best 382 yards vs. Dallas (9/12) on opening day... Completed 20-of-28 for 231 yards with three TDs and no INTs, leading the Redskins to a 50-21 rout of the Giants (9/19) and earning NFC Offensive Player of the Week honors... Marked the Redskins largest point total since 1991... Completed 17-of-28 passes for 241 yards in Week 3 vs. the Jets (9/26)... Led the Redskins back from a 21-0 deficit to Carolina (10/3), completing 20-of-33 passes for 337 yards and tied a career-high four TDs, the Redskins best comeback ever... Was named NFC Offensive Player of the Week for the second time in three weeks — the first time a Redskins player has won the award twice in a season since Art Monk in 1991... First interception didn't come until Week 6... In Week 13 at Detroit (12/5), completed 26-of-43 passes for 249 yards, exceeding the 3,000-yard mark for the second time in his career... Completed 17-of-31 passes for 191 yards with two TDs and two INTs vs. Arizona (12/12), establishing a career-high in passing yards (3,222) and matching his career-high in TD passes (20), both of which he set in 1997 with Minnesota... In Week 16 at San Francisco (12/26) completed 32-of-47 passes for 471 yards and two TDs and also rushed for a TD... His play led the Redskins back from a 20-10 fourth-quarter deficit to a 26-20 overtime victory that clinched the NFC East title and the 471 passing yards set a Redskins single-game total, surpassing Sammy Baugh's 446 yards in 1948... Connected on 15-of-31 passes for 171 yards and one TD in an NFC Wild Card Playoff win over Detroit (1/8)... Acquired by Washington in trade (2/15/99) from Minnesota for 1999 first-round and third-round draft choices and a 2000 second-round pick.

1998: Played in four games with two starts... Started the season opener vs. Tampa Bay (9/6) and tied a career-best with four TD passes in the Minnesota victory... Forced out of the St. Louis game (9/13) in the fourth quarter with an undisplaced distal fracture of his right leg and was inactive for the next five games... Returned to the sideline but was inactive as the third QB vs. Tampa Bay (11/1)... Replaced an injured Randall Cunningham in the first quarter vs. New Orleans (11/8) and completed 28-of-38 passes (73.6 percent) for 316 yards... Broke his right thumb in that game and was sidelined again for the next five weeks... Returned vs.

Jacksonville (12/20) and completed 4-of-7 passes for 34 yards and a TD in relief of Cunningham... Was the Vikings backup to Cunningham in the playoffs but did not play.

1997: Started 13 games... Finished fourth in the NFC in QB rating (84.5)... Despite missing three games, finished tied for third in the NFC in TD passes (20) and was fourth in passing yards (3,036)... Led the NFL in fourth-quarter passing with a 111.8 rating... Started the first 13 games of the season but injured his neck vs. Green Bay (12/1) and went on injured reserve for the last three regular season games and the playoffs... At the time of his injury, led the NFC in third-down passing yards (862) and third-down completions (77)... Threw a career-high 109 straight passes without an INT (10/12-11/9) and set a team record for consecutive games with a TD pass (15)... Set a career-high for completions (33) and completion percentage (75 percent) vs. Chicago (9/7) to earn NFC Offensive Player of the Week honors... The next week totaled 334 yards passing vs. Tampa Bay (9/14)... Completed 13 straight passes vs. Green Bay (9/21)... Against Carolina (10/12) completed a three-yard TD pass to himself to become the only player in NFL history to accomplish the feat... For that play won an ESPY for the NFL Play of the Year and the Fans Choice Award... Led the Vikings to three fourth-quarter comebacks during the season: Chicago (9/7), Arizona (10/5) and Chicago (11/9).

1996: Played in 12 games with eight starts and also started the Vikings playoff game... Earned NFC Offensive Player of the Week honors twice and finished third in the NFL in QB rating (89.4)... Also tied for third in the NFC in TD passes (17), despite starting just eight games... His 62.7 completion percentage was the second-highest in Vikings history and fourth in the league... Also ranked fifth in TD percentage (5.5 percent) and tied for seventh in yards-per-pass attempt (7.26)... His 99.7 QB rating in the fourth quarter led the NFC... Replaced an injured Warren Moon in the season opener vs. Detroit (9/1) and threw his first career TD pass... Started his first career game the next week vs. Atlanta (9/8) and earned his first NFC Offensive Player of the Week distinction with 275 yards passing and two TDs... Completed a career-long 82-yard TD pass to Jake Reed at Oakland (11/17)... Set a career-high with four TD passes and completed 19-of-26 passes (73.1%) vs. Arizona (12/1)... His 152.4 QB rating vs. the Cardinals was the second-best single-game rating in Vikings history and earned him another NFC Offensive Player of the Week distinction... Ran for a TD in the playoff game vs. Dallas (12/28).

1995: Played for the World League's London Monarchs during the spring... Led the league in completions (194) and was second in yards (2,227) and TDs (13)... Played with the Vikings in five games... First action came vs. Pittsburgh (9/24) when he completed his only pass for 36 yards... Hit 10-of-17 in the fourth quarter vs. Green Bay (10/22)... Had completed 54 straight passes before suffering his first career INT in that game... Replaced Warren Moon in the final quarter of games vs. New Orleans (11/19) and Tampa Bay (12/3) and saw his final action of the season vs. Cleveland (12/9), completing 9-of-11 passes for a career-best completion percentage (81.8).

1994: Earned the Vikings backup role behind Moon due to a strong training camp and pre-season performance... Played in four games, seeing his first career action vs. Chicago (9/18), completing all three passes in the fourth quarter... Led the Vikings to their final TD in a 42-14 victory over the Bears... Also completed all five passes in the fourth quarter vs. Tampa Bay (10/30)... Saw his most extensive action vs. Detroit (12/17) when he replaced an injured Moon in the third quarter and completed 14-of-29 passes for 104 yards.

1993: Dressed as the Vikings third QB but was not active for the first 10 games... Did not dress for the final six games.

1992: Was inactive for 15 games... Activated but did not play vs. Washington (10/25)... Selected in the ninth round (227th overall) of the 1992 NFL Draft by the Vikings, the 14th quarterback taken.

College: A four-year letterman for Florida State... Played in nine games during the 1991 season... As a senior, completed 37-of-61 passes (60.7 percent) for 462 yards and five TDs and rushed for 52 yards on 10 carries... Began the 1990 season as the Seminoles' starting QB but was replaced by Casey Weldon in the sixth game... Finished the season with a career-high 1,136 yards, completing 109-of-163 passes (66.9 percent) with eight TDs... In addition to



VETERANS

football, played on the Seminole basketball team as a freshman in 1987-88, starting 11 games... Earned a degree in physical education.

Personal: Married to Nikki, couple has a son Max (4/20/01)... Was an all-American QB at Owen High in Black Mountain, North Carolina... Also an all-state basketball player and was a high school teammate of former NBA center Brad Dougherty... Lettered four times each in football and basketball... Once bowled a 278 in a charity league for leukemia... Wife, Nikki, was all-region volleyball player at the University of South Florida from 1985-89 and ended her career as the school's all-time leader in kills and digs... Was very active in the Washington, D.C. community... Involved with Brad's Buddies, which involved the Muscular Dystrophy Association, Children's Miracle Network and Gillette Children's Hospital... Was also active in Toys for Tots and took part in the United Way Hometown Huddle with a visit to the National Children's Center... Full name is James Bradley Johnson, born September 13, 1968, in Marietta, Georgia.

Career Statistics

YEAR	TEAM	G-S	ATT.	CMP.	PCT.	YDS.	YDS./ATT.	TD	TD%	INT.	INT%	LG	RAT.
1992	Minnesota		Did not play										
1993	Minnesota		Did not play										
1994	Minnesota	4-0	37	22	59.5	150	4.05	0	0.0	0	0.0	15	68.5
1995	Minnesota	5-0	36	25	69.4	272	7.56	0	0.0	2	5.6	39	68.3
1996	Minnesota	12-8	311	195	62.7	2,258	7.26	17	5.5	10	3.2	82	89.4
1997	Minnesota	13-13	452	275	60.8	3,036	6.72	20	4.4	12	2.7	56	84.5
1998	Minnesota	4-2	101	65	64.4	747	7.40	7	6.9	5	5.0	48	89.0
1999	Washington	16-16	519	316	60.9	4,005	7.72	24	4.6	13	2.5	65	90.0
2000	Washington	12-11	365	228	62.5	2,505	6.86	11	3.0	15	4.1	77	75.7
Totals		66-50	1,821	1,126	61.8	12,973	7.12	79	4.3	57	3.1	82	84.7
Playoffs		3-3	90	50	55.5	531	5.90	2	2.2	5	5.6	50	57.2

YEAR	TEAM	G-S	W-L	SACKED		RUSHING						
				NO.	YDS.	NO.	YDS.	AVG.	LG	TD		
1992	Minnesota		Did not play									
1993	Minnesota		Did not play									
1994	Minnesota	4-0	0-0	1	5	2	-2	-1.0	-1	0		
1995	Minnesota	5-0	0-0	2	18	9	-9	-1.0	3	0		
1996	Minnesota	12-8	5-3	15	119	34	90	2.6	13	1		
1997	Minnesota	13-13	8-5	26	164	35	139	4.0	28	0		
1998	Minnesota	4-2	2-0	4	30	12	15	1.3	6	0		
1999	Washington	16-16	10-6	29	177	26	31	1.2	12	2		
2000	Washington	12-11	7-4	20	150	22	58	2.6	21	1		
Totals		66-50	32-18	97	663	140	322	2.3	28	4		
Playoffs		3-3	1-2	7	49	3	14	4.7	8	1		

Single-Game Highs

Pass Attempts: 49, vs. Dallas, 9/18/00

Pass Completions: 33, at Chicago, 9/7/97

Passing Yards: 471, at San Francisco, 12/26/99

Interceptions: 4, at Detroit, 9/10/00

TDs: 4, vs. Arizona, 12/1/96;

at Carolina, 10/3/99

Long Pass: 82, at Oakland, 11/17/96

Rushing Yards: 44, at Detroit, 9/10/00

Additional Stats

Consecutive Passes without an Interception: 109 (10/12/97 - 10/26/97)

Consecutive Completions: 13 at GB (9/21/97)

Also: One three-yard TD reception in 1997

Year By Year Statistics

1994

Minnesota		Att	Comp	Yds	TD	Int	Lg	Sack
Sept. 8	@Chicago	3	3	16	0	0	7	0-0
Oct. 30	@Tampa Bay	5	5	30	0	0	9	0-0
Dec. 12	@Detroit	29	14	104	0	0	15	1-5
Totals		37	22	150	0	0	15	1-5

1995

Minnesota		Att	Comp	Yds	TD	Int	Lg	Sack
Sept. 24	@Pittsburgh	1	1	36	0	0	36	0-0
Oct. 22	@Green Bay	17	10	94	0	1	37	0-0
Nov. 19	New Orleans	7	5	70	0	0	39	0-0
Dec. 3	Tampa Bay	0	0	0	0	0	0	1-10
Dec. 12	Cleveland	11	9	72	0	1	24	1-8
Totals		36	25	272	0	2	39	2-18

1996

Minnesota		Att	Comp	Yds	TD	Int	Lg	Sack
Sept. 1	Detroit	23	16	157	1	0	31	1-7
Sept. 8*	@Atlanta	26	15	275	2	1	71	1-9
Sept. 22	Green Bay	1	0	0	0	0	0	0-0
Oct. 28	Chicago	15	10	79	0	0	18	1-0
Nov. 3*	Kansas City	42	22	218	1	2	50	1-8
Nov. 10	@Seattle	12	8	123	1	0	32	0-0
Nov. 17*	@Oakland	33	20	275	1	2	82	1-12
Nov. 24*	Denver	35	24	266	2	2	28	2-20
Dec. 1*	Arizona	26	19	238	4	0	40	1-6
Dec. 8*	@Detroit	29	19	195	3	0	30	2-22
Dec. 15*	Tampa Bay	35	25	221	1	2	36	3-27
Dec. 22*	@Green Bay	34	17	211	1	1	43	2-8
Totals		311	195	2,258	17	10	82	15-119

Playoffs

Dec. 28*	@Dallas	27	15	208	1	2	50	2-3
----------	---------	----	----	-----	---	---	----	-----

1997

Minnesota		Att	Comp	Yds	TD	Int	Lg	Sack
Aug. 31*	@Buffalo	30	17	218	2	1	35	3-18
Sept. 7*	@Chicago	44	33	285	2	1	21	3-24
Sept. 14*	Tampa Bay	44	29	334	1	0	56	3-24
Sept. 21*	@Green Bay	34	19	217	3	2	28	3-9
Sept. 28*	Philadelphia	32	17	221	3	1	48	0-0
Oct. 5*	@Arizona	39	25	292	2	2	43	2-20
Oct. 12*	Carolina	34	17	203	2	1	56	0-0
Oct. 26*	@Tampa Bay	29	20	230	0	0	23	2-1
Nov. 2*	New England	31	18	227	1	0	43	1-5
Nov. 9*	Chicago	33	22	203	1	2	24	2-10
Nov. 16*	@Detroit	37	19	177	0	1	26	1-3
Nov. 23*	@NY Jets	35	24	312	3	0	49	0-0
Dec. 1*	Green Bay	30	15	117	0	1	21	6-35
Totals		452	275	3,036	20	12	56	26-164

1998

Minnesota		Att	Comp	Yds	TD	Int	Lg	Sack
Sept. 6*	Tampa Bay	25	15	189	4	1	48	1-8
Sept. 13*	@St. Louis	31	18	208	1	2	27	2-14
Nov. 8	New Orleans	38	28	316	1	2	42	1-8
Dec. 20	Jacksonville	7	4	34	1	0	17	0-0
Totals		101	65	747	7	5	48	4-30



VETERANS

1999

Washington		Att	Comp	Yds	TD	Int	Lg	Sack
Sept. 12*	Dallas	33	20	382	2	0	59	2-13
Sept. 19*	@NY Giants	28	20	231	3	0	27	0-0
Sept. 26*	@NY Jets	28	17	241	0	0	34	1-4
Oct. 3*	Carolina	33	20	337	4	0	62	3-29
Oct. 17*	@Arizona	40	24	248	1	2	23	1-5
Oct. 24*	@Dallas	35	23	218	2	0	44	1-7
Oct. 31*	Chicago	25	15	204	2	0	35	0-0
Nov. 7*	Buffalo	37	19	232	1	1	35	2-10
Nov. 14*	@Philadelphia	33	18	313	2	3	54	4-19
Nov. 21*	NY Giants	29	17	158	0	1	30	1-1
Nov. 28*	Philadelphia	36	25	218	1	1	20	0-0
Dec. 5*	@Detroit	43	26	249	1	2	39	5-32
Dec. 12*	Arizona	31	17	191	2	2	28	2-11
Dec. 19*	@Indianapolis	30	16	237	1	0	48	4-29
Dec. 26*	@San Francisco	47	32	471	2	1	65	3-17
Jan. 2*	Miami	11	7	75	0	0	20	0-0
Totals		519	316	4,005	24	13	65	29-177

Playoffs

Jan. 8*	Detroit	31	15	174	1	2	30	1-8
Jan. 15*	@Tampa Bay	32	20	149	0	1	23	4-38

2000

Washington		Att	Comp	Yds	TD	Int	Lg	Sack
Sept. 3*	Carolina	36	25	234	0	0	26	0-0
Sept. 10*	@Detroit	35	23	245	1	4	21	1-16
Sept. 18*	Dallas	49	30	241	1	1	17	3-17
Sept. 24*	@N.Y. Giants	20	14	289	2	0	53	1-5
Oct. 1*	Tampa Bay	32	20	207	1	0	47	3-22
Oct. 8*	@Philadelphia	36	25	289	0	1	20	3-23
Oct. 15*	Baltimore	27	18	158	0	1	23	1-13
Oct. 22*	@Jacksonville	24	16	269	3	1	77	0-0
Oct. 30*	Tennessee	40	21	202	2	3	28	3-26
Dec. 3*	N.Y. Giants	29	14	126	0	2	18	2-8
Dec. 16*	@Pittsburgh	5	3	53	0	0	30	1-5
Dec. 24*	Arizona	32	19	192	1	2	42	2-15
Totals		365	228	2,505	11	15	77	20-150


* denotes games started

Record as a Starter - regular season (playoffs)

1996	5-3 (0-1)
1997	8-5
1998	2-0
1999	10-6 (1-1)
2000	7-4
Totals	32-18 (1-2)

19

KEYSHAWN JOHNSON



Wide Receiver



HT: 6-4
 WT: 212
 BORN: 7/22/72
 NFL: 6TH YEAR
 ACQUIRED: T(NYJ), 2000
 COLLEGE: USC

Pro: Size and speed makes him one of the most feared receivers in the National Football League... Entering second year with Buccaneers after playing four seasons with the New York Jets, who drafted him with the top overall selection in the 1996 NFL draft... Has averaged 75 catches per season over his first five years in the NFL, earning trips to two Pro Bowls... His teams own a 17-5 mark over the last three seasons when he scores a touchdown... Boasts 376 catches for 4,982 yards (13.3 avg.) and 39 touchdowns in his career... His 376 receptions through first five seasons ranks fourth in league annals, behind the Indianapolis' Marvin Harrison (413, 1996-2000), Oakland's Andre Rison (394, 1989-93) and Green Bay's Sterling Sharpe (389, 1988-92)... Has started in 78 career games and three playoff contests... First WR selected with the No. 1 overall pick since Irving Fryar (New England) in 1984.

2000: Started all 16 games and one playoff contest in his first season as a Buccaneer... Stepped in and became an instant weapon in the offensive arsenal, leading the team in receptions (71), receiving yards (874) and touchdown catches (8)... Reception total (71) marked the fourth-best in a single-season and was the most for a WR under head coach Tony Dungy... Eight scoring receptions marked the second-best single-season total in club history...

Xtra Points

Keyshawn celebrated last Thanksgiving with some of Tampa's underprivileged families by giving away 400 turkeys to families who receive assistance from the Tampa Housing Authority and the Tampa-Hillsborough Urban League. He also hosted a Christmas party for 240 inner city kids where he shared lunch with the children, hosted a Q&A session and distributed Buccaneers prizes.

Opened with a team-high four catches for 64 yards at New England (9/3)... Posted first career touchdown as a Buccaneer, hauling in a 13-yard pass from QB Shaun King in the third quarter vs. Chicago (9/10)... Snagged a season-high eight receptions for 84 yards in NFC Central matchup at Detroit (9/17)... Had a team-high six receptions for 42 yards (7.0 avg.) at Washington (10/1), including a 19-yard catch that set up K Martin Gramatica's 42-yard FG, sending the game into overtime... Made a spectacular 27-yard reception in Monday Night game at Minnesota (10/29)... Finished the game with five receptions for 71 yards... Collected six receptions for 79 yards against Detroit (10/19)... Had first 100-yard game as a Buccaneer against Minnesota (10/29), grabbing six passes for 121 yards (20.2 avg.) and one TD... Tied a career-high with two touchdown receptions at Atlanta (11/5), scoring on five and 29-yard strikes... Finished the game with three catches for 47 yards... Grabbed another touchdown pass vs. Green Bay (11/12) for five yards... Finished the game with five receptions for 51 yards... Collected four catches for 28 yards against Dallas (12/3)... Grabbed four passes for 41 yards in rainy conditions at Miami (12/10)... Showed up in fine fashion in prime-time Monday Night matchup against St. Louis (12/18) with a game-high seven receptions for 116 yards (16.6 avg.) and two touchdowns (tying a career-high)... His two receiving touchdowns were from eight and 17 yards, respectively... Recorded six receptions for 69 yards in freezing weather at Green Bay (12/24), including an 18-yard touchdown grab in the fourth quarter... Completed the season with an outstanding game at Philadelphia (12/31), setting club playoff records for receptions (6) and receiving yards (106).



VETERANS

1999: Started all 16 games... Posted a career-high 89 catches for a career-best 1,170 yards (13.1 avg.) and eight TDs... Earned second consecutive trip to the Pro Bowl... Opened season with eight grabs for career-high 194 yards and one TD versus New England (9/12)... Caught eight passes for 98 yards and one score in victory at Denver (10/3)... Added eight receptions for 94 yards in Monday Night loss to Jacksonville (10/11)... Posted five catches for 45 yards against Indianapolis (10/17)... Paced team with five grabs for 72 yards at Oakland (10/24)... Caught two passes for 51 yards in 12-7 win over Arizona (11/7)... Snagged a 43-yard TD pass from Rick Mirer in fourth quarter for winning score... Hauled in six passes for 57 yards and one score in Monday Night win over Patriots (11/15)... Had four catches for 42 yards in victory over Bills (11/21)... Paced team with four catches for 56 yards at Colts (11/28)... Posted 10 catches for 98 yards and one TD in cross-town loss to Giants (12/5)... Turned in career day in victory over Miami (12/12)... Bagged career-high 11 catches for 144 yards and two TDs... Had six receptions for 96 yards in win at Dallas (12/19)... Posted three catches for 27 yards and one score in second win over Dolphins (12/27).

1998: Started all 16 games... Racked up 83 catches for 1,131 yards (13.6 avg.) and career-high 10 TDs... Earned first Pro Bowl berth... Launched season with nine catches for 126 yards and two scores at San Francisco (9/6)... Hauled in six passes for 81 yards and one TD against Baltimore (9/13)... Caught two passes for 20 yards and one score in win over Indianapolis (9/20)... Provided outstanding run blocking on the outside as Jets rolled up 302 yards on the ground... Snagged three balls for 28 yards and a TD versus Miami (10/4)... Posted four catches for 79 yards at St. Louis (10/11)... Paced team with four receptions for 79 yards in Monday Night win at New England (10/19)... Had two catches for 20 yards and one score in victory over Atlanta (10/25)... Caught team-leading seven passes for 95 yards and one TD in 34-12 win over Bills (11/8)... Corralled five passes for 107 yards at Colts (11/15)... Racked up 10 receptions for 112 yards and one score in 24-3 win at Tennessee (11/22)... Posted three catches for 77 yards and scored on a 35-yard reverse in 48-21 rout over Carolina (11/29)... Scoring run was his first career rushing attempt... Ran roughshod through the Seahawks secondary, hauling in nine passes for 114 yards and one TD in 32-31 win over Seattle (12/6)... Had five grabs for 44 yards in victory at Miami (12/13)... Posted seven receptions for 66 yards at Buffalo (12/19), helping Jets clinch first-ever AFC East title... Ended regular season with six catches for 75 yards and one score in 31-10 win over Patriots (12/27)... Turned in phenomenal all-around performance in divisional playoff win over Jacksonville (1/10)... Caught nine passes for 121 yards and one TD, adding a 10-yard scoring run, one fumble recovery and an INT on the Jaguars' Hail Mary attempt at the end of the game... His nine catches tied a club single-season playoff mark, while his 121 yards ranked fourth on the Jets' all-time list... Had seven catches for 73 yards in AFC Championship Game loss at Denver (1/17).

1997: Started all 16 games... Hauled in 70 passes for 963 yards, averaging a career-high 13.8 yards per catch... Scored five TDs, helping Jets increase 1996 win total by eight... Posted 47 first-down receptions... Caught six passes for 68 yards in season-opening win at Seattle (8/31)... Paced team with 86 yards on three grabs versus Buffalo (9/7)... Collected six catches for 62 yards at Patriots (9/14), including 24-yard TD that sent the game into overtime... Caught three passes for 28 yards and a score in win at Cincinnati (9/28)... Posted four receptions for 80 yards — including a one-handed, seven-yard scoring snag — against Miami (10/12)... Added four catches for 66 yards against New England (10/19)... Caught four passes for 63 yards in overtime win over Baltimore (11/2)... Set up John Hall's game-winning 37-yard FG with a 21-yard catch... Hauled in six passes for 79 yards at Dolphins (11/9)... Four of his catches were for first downs... Bagged a 35-yard scoring catch at Chicago (11/16)... Caught a season-high nine balls for 104 yards in win over Minnesota (11/23)... Posted five receptions for 99 yards and one TD at Bills (11/30)... Paced the club with seven catches for 79 yards versus Indianapolis (12/7)... Concluded season with six catches for 59 yards at Detroit (12/21).

1996: Played in 14 games with 12 starts as a rookie... Caught 63 passes for 844 yards (13.4 avg.)... Finished second to Rams Eddie Kennison among rookies with eight TDs... First NFL reception was a 50-yard grab at Denver (9/1)... Caught five passes for 53 yards versus Colts (9/8), including his first career TD, an 11-yard scoring snag... Hauled in six passes for 59 yards and one TD at Miami (9/15)... Had season-high eight catches for 74 yards at Washington (9/29)... Inactive for the next two games due to a knee injury that required arthroscopic surgery... Returned to action versus Bills (10/20), matching season-high with eight catches for 94 yards and career-best two TDs... Posted seven grabs for 94 yards and one score in win at Arizona (10/27)... Caught four passes for 44 yards against Patriots (11/10)... Hauled in five passes for 91 yards at Indianapolis (11/17)... Collected three catches for 48 yards and one score at Oilers (12/1)... Had seven receptions for 91 yards and one TD at New England (12/8)... Posted four catches for 77 yards and a score versus Philadelphia (12/14)... Finished up rookie campaign with three catches for 45 yards against Miami (12/22).

College: Two-time All-America selection at Southern California... Played two seasons for the Trojans after transferring from West Los Angeles Junior College... Ranks second on USC's career receptions (176) and receiving yards list (2,940)... Ranks fourth among Trojans with 19 TD catches... Set school and Pacific-10 records for single-season receptions (102) as a **senior**... Finalist for the Fred Biletnikoff Award, given to the nation's top receiver... Named Offensive Player of the Year by *Football News*... Lit up Northwestern in the Rose Bowl, snagging 12 passes for a Rose Bowl-record 216 yards and one TD in the Trojans' 41-32 win... Earned game MVP honors... Had nine 100-yard receiving games as a **junior**, setting another USC mark... Racked up 222 yards on eight catches with three TDs in Cotton Bowl win over Texas Tech... Set a Cotton Bowl receiving yards record and earned Offensive MVP honors... Earned JC All-America honors at West Los Angeles... Also lettered in track there, competing in the 200m (21.90), 400m (47.69) and long jump (24-6 1/2)... Earned degrees in history and sociology from USC.

Personal: Married to Shikiri; couple now lives in Tampa with daughter, Maia (5), and son, Keyshawn, Jr. (3)... Joined former President Clinton and other prominent sports figures for an ESPN panel discussion on racial issues in sports... After being drafted by Jets, launched "Key's Kids," a program which rewards academic achievement and enables inner city and underprivileged kids to attend Jets home games... Has continued the program in Tampa... Provides assistance to local charities through his corporation, Keyshawn Inc.... Created Keyshawn Johnson Scholarship Fund in 1996, which has evolved into the Keyshawn and Shikiri Johnson Education Fund... Administers scholarships and programs to promote education, health, welfare and personal growth for youth... Other activities include Starlight Foundation, Muscular Dystrophy Association, Multiple Sclerosis Association, United Cerebral Palsy and the Brotherhood Crusade... Also involved in community development projects in Los Angeles... Serves as a partner in Chesterfield Square development... Owns a restaurant in Beverly Hills called REIGN and has plans for additional business ventures in Southern California... Grew up near the USC campus and served as a ball boy for the Trojans for six years... Also worked as a runner for the USC sports information office... Lettered in both football and track at Dorsey High School in Los Angeles, earning first-team all-state football honors as a senior... Born Keyshawn Johnson, July 22, 1972, in Los Angeles, California.



VETERANS

Buccaneers Statistics

YEAR	TEAM	G-S	NO.	RECEIVING				NO.	YDS.	RUSHING			
				YDS.	AVG.	LG	TD			YDS.	AVG.	LG	TD
1996	NYJ	14-12	63	844	13.4	50	8	0	0	0.0	0	0	
1997	NYJ	16-16	70	963	13.8	39	5	0	0	0.0	0	0	
1998	NYJ	16-16	83	1,131	13.6	41t	10	2	60	30.0	35t	1	
1999	NYJ	16-16	89	1,170	13.1	65	8	5	6	1.2	12	0	
2000	Tampa Bay	16-16	71	874	12.3	38	8	2	5	2.5	3	0	
TOTALS		78-76	376	4,982	13.3	65	39	9	71	7.9	35t	1	
PLAYOFFS		3-3	22	300	13.6	41	1	2	28	14.0	18	1	

Single-Game Highs

Receptions: 11, vs. Miami, 12/12/99

Receiving Yards: 194, vs. New England, 9/12/99

Long Reception: 65, vs. New England, 9/12/99

Touchdowns: 2 (five times), last vs. St. Louis, 12/18/00

2000 Game-By-Game Receiving

DATE	OPPONENT	NO.	YDS.	AVG.	LG	TD	DATE	OPPONENT	NO.	YDS.	AVG.	LG	TD
9/3	@New England	4	64	16.0	27	0	11/12	Green Bay	5	51	10.2	19	1
9/10	Chicago	2	32	16.0	19	1	11/19	@Chicago	2	13	6.5	9	0
9/17	@Detroit	8	84	10.5	38	0	11/26	Buffalo	2	15	7.5	12	0
9/24	N.Y. Jets	1	1	1.0	1	0	12/3	Dallas	4	28	7.0	19	0
10/1	@Washington	6	42	7.0	19	0	12/10	at Miami	4	41	10.3	19	0
10/9	@Minnesota	5	71	14.2	27	0	12/18	St. Louis	7	116	16.6	32	2
10/19	Detroit	6	79	13.2	17	0	12/24	at Green Bay	6	69	11.5	18	1
10/29	Minnesota	6	121	20.2	35	1	12/31	@Philadelphia	6	106	17.7	41	0
11/5	@Atlanta	3	47	15.7	29	2							

1999 Game-By-Game Receiving

DATE	OPPONENT	NO.	YDS.	AVG.	LG	TD	DATE	OPPONENT	NO.	YDS.	AVG.	LG	TD
9/12	New England	8	194	24.3	65	1	11/15	@New England	6	57	9.5	17	1
9/19	@Buffalo	3	47	15.7	27	0	11/21	Buffalo	4	42	10.5	18	0
9/26	Washington	3	27	9.0	15	0	11/28	@Indianapolis	4	56	14.0	21	0
10/3	@Denver	8	98	12.3	26	1	12/5	@N.Y. Giants	10	98	9.8	22	1
10/11	Jacksonville	8	94	11.8	20	0	12/12	Miami	11	144	13.1	27	2
10/17	Indianapolis	5	45	9.0	18	0	12/19	@Dallas	6	96	16.0	35	0
10/24	@Oakland	5	72	14.4	28	0	12/27	@Miami	3	29	9.7	13	1
11/7	Arizona	2	51	25.5	43	1	1/2	Seattle	3	20	6.7	8	0

1998 Game-By-Game Receiving

DATE	OPPONENT	NO.	YDS.	AVG.	LG	TD	DATE	OPPONENT	NO.	YDS.	AVG.	LG	TD
9/6	@San Francisco	9	126	14.0	41t	2	11/15	@Indianapolis	5	107	21.4	33	0
9/13	Baltimore	6	81	13.5	24	1	11/22	@Tennessee	10	112	11.2	23	0
9/20	Indianapolis	2	20	10.5	11t	1	11/29	Carolina	3	77	25.7	37	0
10/4	Miami	3	28	9.3	12	1	12/6	Seattle	9	114	12.7	20	1
10/11	@St. Louis	4	79	19.8	35	0	12/13	@Miami	5	44	8.8	18	0
10/19	@New England	4	78	19.5	29	0	12/19	@Buffalo	7	66	9.4	16	0
10/25	Atlanta	2	20	10.0	12t	1	12/27	New England	6	75	12.5	24t	1
11/1	@Kansas City	1	9	9.0	9	0	1/10	Jacksonville	9	121	13.4	23	1
11/8	Buffalo	7	95	13.6	25t	1	1/17	@Denver	7	73	10.1	25	0

1997 Game-By-Game Receiving

DATE	OPPONENT	NO.	YDS.	AVG.	LG	TD	DATE	OPPONENT	NO.	YDS.	AVG.	LG	TD
8/31	@Seattle	6	68	11.3	15	0	11/2	Baltimore	4	63	15.8	22	0
9/7	Buffalo	3	86	28.7	39	0	11/9	@Miami	6	79	13.2	25	0
9/14	@New England	6	62	10.3	24t	1	11/16	@Chicago	1	35	35.0	35t	1
9/21	Oakland	2	22	11.0	18	0	11/23	Minnesota	9	104	11.6	24	0
9/28	@Cincinnati	3	28	9.3	12t	1	11/30	@Buffalo	5	99	19.8	29t	1
10/5	@Indianapolis	1	11	11.0	11	0	12/7	Indianapolis	7	79	11.3	18	0
10/12	Miami	4	80	20.0	31	1	12/14	Tampa Bay	3	22	7.4	12	0
10/19	New England	4	66	16.5	27	0	12/21	@Detroit	6	59	9.8	14	0

1996 Game-By-Game Receiving

DATE	OPPONENT	NO.	YDS.	AVG.	LG	TD	DATE	OPPONENT	NO.	YDS.	AVG.	LG	TD
9/1	@Denver	1	50	50.0	50	0	10/27	Arizona	7	94	13.4	34	1
9/8	Indianapolis	5	53	10.6	14	1	11/10	New England	4	44	11.0	20	0
9/15	@Miami	6	59	9.8	29	1	11/17	@Indianapolis	5	91	10.7	13	0
9/22	N.Y. Giants	1	14	14.0	14	0	11/24	@Buffalo	1	10	10.0	10	0
9/29	@Washington	8	74	9.3	16	0	12/1	Houston	3	48	16.0	23	1
10/6	Oakland		inactive				12/8	@New England	7	91	13.0	26	1
10/13	@Jacksonville		inactive				12/14	Philadelphia	4	77	19.3	46	1
10/20	Buffalo	8	94	11.8	18	2	12/22	Miami	3	45	15.0	20	0

78

MARCUS JONES

Defensive End



HT: 6-6

WT: 278

BORN: 8/15/73

NFL: 6TH YEAR

ACQUIRED: D1B, 1996

COLLEGE: NORTH CAROLINA



Pro: Has established himself as one of the most dangerous pass rushers in the NFL... Savvy veteran that has unmatched power and speed... Has had experience at every position across the defensive line... Will line up at LDE after playing on the right side the past two seasons... Ranks ninth on the club's all-time sack list with 21 career sacks... Set a club record with four sacks vs. Detroit (10/19/00)... Had just 32 tackles and one sack in his first three NFL seasons but can boast 86 tackles and 20 sacks in his last two seasons (1999-2000)... Signed a seven-year contract extension on November 15, 2000.

2000: Started all 16 regular season games at defensive end... Established career highs in tackles (50) and sacks (13.0)... Also contributed one forced fumble and one pass defensed... Sack total tied him with Hall of Fame DT Lee Roy Selmon for second on the club's single-season sack list... Sack total was second only to DT Warren Sapp's 16.5 QB sacks... Came into training camp second on the depth chart but earned the starting RDE position by the end of camp... Was a staple in the New England (9/3) backfield with four tackles and one and a half sacks... Had one tackle and half a sack in a decisive win against Chicago (9/10)... Contributed three tackles and one sack against Detroit (9/17)... Had a season-high eight tackles and one sack at Washington (10/1)... In Monday Night matchup at Minnesota (10/9), sacked



VETERANS

QB Daunte Culpepper twice and contributed three tackles... Set a club record with four QB sacks versus Detroit (10/19) and added seven tackles... Against Minnesota (10/29), had three tackles and one fumble recovery that set up a nine-yard TD reception by WR Keyshawn Johnson... Recorded two tackles at Atlanta (11/5)... Had two tackles and one sack at Chicago (11/19)... Had four tackles and one sack versus Buffalo (11/26)... Recorded his 13th sack of the year versus Dallas (12/3), moving him into second place on the team's single-season sack list... Also recorded a blocked FG attempt on Dallas K Todd Seder... Contributed three tackles at Miami (12/10)... Helped hold the defending Super Bowl champion Rams (12/18) to only 90 yards rushing with four tackles in the Monday Night clash... Recorded four tackles at Green Bay (12/24)... Missed playoff game at Philadelphia (12/31) due to a left foot sprain.

1999: Played in all 16 games, starting four (three at RDE, one at LDE)... Collected a career-best 36 tackles, seven sacks and two forced fumbles... Also broke up one pass... Sack total was second only to DT Warren Sapp's 12½ QB drops... Saw limited playing time in season-opening loss to Giants (9/12), then exploded the following week at Philadelphia (9/19)... Posted three tackles and a career-high two sacks for 12 yards in Tampa Bay's 19-5 win... Dropped QB Doug Pederson in the second quarter, then welcomed rookie Donovan McNabb to the league with a fourth-quarter sack... Posted two tackles in 13-10 win over Denver (9/26)... Earned second career start in place of an injured Steve White (ankle) at Minnesota (10/3), racking up career-high seven tackles... Started again for White at Green Bay (10/10), notching four stops and dropping QB Brett Favre for a 12-yard loss... Recorded five tackles versus Chicago (10/24)... Started at LDE at Seattle (11/28) and had two stops... Posted two tackles and one sack in crucial division win over Lions (12/12)... Collected two tackles and dropped Favre again in 29-10 win over Packers (12/26)... Had two tackles, one sack and one forced fumble in division-clinching victory over Bears (1/2)... Stripped QB Cade McNown deep in Chicago territory, leading to a TD... Played in both playoff contests... Dislocated his right forefinger in NFC Championship Game loss to Rams (1/23) but returned.

1998: Inactive for first game but earned playing time in final 15 contests, primarily on special teams and as a sub at defensive tackle... Pitched in with six tackles and first career fumble recovery... Saw most extensive playing time in late-season stretch, beginning with three-tackle outing against Detroit (11/22)... Subbed at DT following week at Chicago (11/29) and added two more tackles... Recorded first career fumble recovery vs. Green Bay (12/7), setting up last-second field goal try to end first half.

1997: Played in six games, with one start, and contributed one tackle and a pass defended while playing majority of season with bone chips in both ankles... Saw action in six of first nine games before being declared inactive for the season's remaining seven games... Posted lone tackle of season vs. Miami (9/21) after starting in place of injured starter Warren Sapp... Placed on injured reserve on 12/23 prior to wild card game vs. Detroit.

1996: Saw substantial action in first 16 contests of NFL career, recording 25 tackles... Recorded three stops for loss, a pass defended and one sack... Served as starting LDT in contests against Green Bay (10/27), Chicago (11/3) and Oakland (11/10)... Made strong NFL debut, tallying season-high five stops in first game against Green Bay (9/1)... Registered four tackles as sub at both DT positions at Denver (9/15)... Had first career start and recorded four tackles at Green Bay (10/27)... Made first career sack as team's starting LDT in overtime conquest of Oakland (11/10)... Drafted by Buccaneers with second of two first-round picks (selected with pick obtained from Indianapolis in 1995 Craig Erickson trade) in 1996 (22nd overall).

College: Played three seasons at DT and one (junior) at DE at North Carolina... Four-year statistics included 222 tackles (132, 90), 24 sacks, 17 passes defended, four forced fumbles and one fumble recovery... In four bowl games, added 19 tackles (12, 7), two sacks and a pass defended... Broke Lawrence Taylor's school record for sacks (21), a record since surpassed...

Xtra Points

Marcus has exploded for 20 sacks and 86 tackles in each of the last two seasons after notching just one sack and 32 tackles in his first three NFL campaigns.

As a **senior**, was first UNC consensus first team All-America in 12 years (DE William Fuller, 1983) and was only Atlantic Coast Conference player to accomplish that in '95... Was also ACC Defensive Player of the Year and first-team All-ACC choice... First Tar Heel since Lawrence Taylor (1980) to be named conference player of the year and first UNC player since Natrone Means (1991-92) to earn back-to-back first-team All-ACC accolades... Also was semi-finalist for Lombardi Trophy... Ended up with career-best 94 tackles (53, 41) plus seven sacks, two forced fumbles and a fumble recovery... In **junior** campaign, came up with 62 tackles (39, 23), 7.5 sacks (second in ACC) and nine passes defended in only season at defensive end... Became first UNC defensive lineman to earn first-team All-ACC honor in seven years (Carlton Bailey, Tim Goad in 1987)... Was voted team's Most Valuable Defensive Player... In **sophomore** season, contributed 50 tackles (30, 20), 8.5 sacks and five pass breakups... Was selected as second-team All-ACC... Sack total was best by a UNC player in 12 years (Fuller's nine in 1981)... Played as a true **freshman**, notching 16 tackles (10, 6) and a sack... Majored in communications.

Personal: Married to Bethany, couple lives in Tampa... Attended Southwest Onslow High School in Jacksonville, N.C., lettering in football, basketball and track... Was a *USA Today* and *SuperPrep* All-America... Set state high school record in discus throw... Full name is Marcus Edward Jones, born August 15, 1973, in Jacksonville, North Carolina.

Buccaneers Statistics

YEAR	TEAM	G-S	TACKLES			TURNOVERS					SACKS	
			SOLO	AST.	TOT.	FF	FR	INT.	YDS.	PD	NO.	YDS
1996	Tampa Bay	16-3	17	8	25	0	0	0	0	0	1.0	6.0
1997	Tampa Bay	6-1	1	0	1	0	0	0	0	1	0.0	0
1998	Tampa Bay	15-0	3	3	6	0	1	0	0	0	0.0	0
1999	Tampa Bay	16-4	24	12	36	2	0	0	0	1	7.0	54.0
2000	Tampa Bay	16-16	30	20	50	0	1	0	0	1	13.0	61.5
TOTALS		69-24	75	43	118	2	2	0	0	3	21.0	121.5
PLAYOFFS		2-0	1	0	1	0	0	0	0	1	0.0	0

Single-Game Highs

Tackles: 8, at Washington, 10/1/00

Sacks: 4, vs. Detroit, 10/19/00

25

Cornerback

BRIAN KELLY

HT: 5-11
WT: 193
BORN: 1/14/76
NFL: 4TH YEAR
ACQUIRED: D2B, 1998
COLLEGE: USC

Pro: Excellent all-around athlete who specializes in bump-and-run coverage with his strong frame... Career numbers include 116 tackles, three interceptions, three fumble recoveries and 35 passes defended... Also owns 17 career special teams stops... Has played in 48 career games with nine starts... Sees most action in the Buccaneers nickel package... Has not missed a game in his three years as a Buccaneer... Lone rookie to play in every contest in 1998.

2000: Played in all 16 games with three starts (at Minnesota, Detroit, Buffalo)... Also played in playoff game... Posted a career-high 47 tackles and tied a career-high 14 passes defended



(fourth-best on the team)... Added three special teams tackles... Had a key pass defended on second to last play of the game at New England (9/3) and also contributed five tackles... Broke up two passes and made one tackle against Chicago (9/10)... Collected a season-high eight tackles at Detroit (9/17)... Contributed one tackle and one pass defended vs. N.Y. Jets (9/24)... Had two tackles at Washington (10/1)... Started first game of the season when the Bucs opened up in the nickel package at Minnesota (10/9), collecting one tackle and one special teams stop... Started second game of the season versus Detroit (10/19), picking up two tackles and one pass defended... Notched five tackles and two passes defended vs. Minnesota (10/29)... Had excellent game at Atlanta (11/5) with seven tackles and one pass defended... Racked up four tackles against Green Bay (11/12)... Broke up one pass and had two tackles at Chicago (11/19)... Started third game of the season and recorded six tackles, one pass defended and one fumble recovery vs. Buffalo (11/26)... Had one interception, one tackle, two passes defended and one fumble recovery vs. Dallas (12/3)... Returned the interception for a nine-yard touchdown for his first career NFL score... Made one tackle and had one pass defended at Green Bay (12/24)... Registered three tackles in Wild Card game at Philadelphia (12/31).

1999: Played in all 16 games, starting three (Kansas City, at Seattle, Minnesota)...

Collected career-high 42 tackles, a career-best 14 passes defended and eight special teams tackles... Posted one tackle and one pass defended in season opener versus Giants (9/12)... Recorded three stops and one pass break-up at Philadelphia (9/19)... Collected two tackles and one pass defended at Green Bay (10/10)... Had three tackles and a pass break-up in win over Chicago (10/24)... Made three tackles and broke up two passes at New Orleans (11/7)... Started in place of Ronde Barber (shoulder, ankle) at RCB in 17-10 win over Kansas City (11/14)... Posted three tackles and one pass defended... Notched season-best four stops and one pass break-up against Atlanta (11/21)... Broke up a career-best three passes, including one INT, in 16-3 win at Seattle (11/28)... Picked off Jon Kitna in the fourth quarter, one of five Buccaneer INTs on the day... Racked up a career-high nine tackles in Monday Night win over Minnesota (12/6)... Collected three stops at Oakland (12/19)... Broke up two passes in victory over Packers (12/26)... Recorded four tackles in division-clinching win over Bears (1/2)... Had two tackles in divisional playoff win over Washington (1/15)... Picked off NFL MVP Kurt Warner in NFC Championship Game at St. Louis (1/23), returning the theft 15 yards into Rams territory.

1998: Appeared in all 16 games and started three at RCB... Also served as nickel back in several contests and was a consistent contributor on special teams, with six kick-coverage stops... Finished with 26 tackles, one INT, one fumble recovery and seven passes defended, helping Bucs post league's second-rated pass defense... In professional debut at Minnesota (9/6), played in dime packages and made one stop... Saw first significant action at CB at New Orleans (10/25) after injury to RCB Anthony Parker and contributed three tackles, one pass defended and an additional stop on special teams... Moved into starting lineup in place of Parker the following week vs. Minnesota (11/1) and responded with six tackles... Also opened following two games, notching four tackles, two passes defended and a fumble recovery against Tennessee (11/8) and a season-best nine stops at Jacksonville (11/15)... Against Pittsburgh (12/13), set up 21-yard Buc FG in the fourth quarter with first career INT (off Kordell Stewart) and helped Tampa Bay down punt at one-yard line by batting ball backwards out of end zone... Drafted by the Buccaneers in the second round in 1998 (45th overall).

College: Started at weakside cornerback, strongside cornerback and free safety at USC, opening 36 of 40 games and snaring seven INTs... Also tallied 123 tackles, 44 passes defended and three forced fumbles... Added 12 tackles and a pair of pass break-ups in two bowl games... Moved back to LB position for senior campaign, starting all 11 games at strongside CB... Pitched in with 23 tackles, broke up 19 passes, and added two picks... In addition to five solo tackles, was able to break up four passes against Florida State... Snared both 1997 INTs against Washington State, returning the two picks for 32 yards... Moved to



free safety for **junior** season... Started nine contests at that spot and one at weakside CB (vs. Notre Dame)... Posted a career-best 43 tackles and added an INT, 11 passes defended, one forced fumble and one fumble recovery... In season opener vs. Penn State, turned in two big plays early with an INT (and 22-yard return) on Lions' first possession and a fumble recovery in the second quarter... Played in and started nine games (including bowl) at strongside cornerback as a **sophomore**, helping lead USC to Rose Bowl victory... Snared a career-best three INTs and added 24 tackles and nine passes defended... Picked off one pass and deflected two other vs. San Jose State... Tallied an INT vs. Washington State, returning the pick 23 yards... A starter at weakside CB by fifth game of **freshman** season... Started last eight contests (including bowl) and finished with 33 tackles, an INT, two forced fumbles and five passes broken up... Majored in history.

Personal: Married with three children... Lived three years as a child in Germany... Chosen Colorado's 6A Player of the Year as a prep senior at Overland High School in Aurora, Colorado... Earned honorable mention All-America honors from *USA Today*... Helped Overland team to state championship with four sacks, six INTs, 78 tackles and four touchdowns... Also earned all-league honors as a junior after posting two 80-yard INT returns... Ran track at Overland as well, finishing second in state in the 800 meters and running on school's state championship 800-meter relay team... Full name is Brian Kelly, born January 14, 1976, in Las Vegas, Nevada.

Buccaneers Statistics

YEAR	TEAM	G-S	TACKLES			TURNOVERS				SACKS		ST TACKLES			
			SOLO	AST.	TOT.	FF	FR.	INT.	YDS.	PD	NO.	YDS	S	A	T
1998	Tampa Bay	16-3	16	10	26	0	1	1	4	7	0.0	0	6	0	6
1999	Tampa Bay	16-3	24	19	43	0	0	1	26	14	0.0	0	7	1	8
2000	Tampa Bay	16-3	32	15	47	0	2	1	9t	14	0.0	0	2	1	3
TOTALS		48-9	72	44	116	0	3	3	39	35	0.0	0	15	2	17
PLAYOFFS		3-0	5	1	6	0	0	1	15	2	0.0	0	0	0	0


Single-Game Highs

Tackles: 9 (twice), vs. Minnesota, 12/6/99;
at Jacksonville, 11/15/98

Interceptions: 1 (three times), at Seattle
11/28/99; vs. Pittsburgh, 12/13/98;
vs. Dallas 12/3/00

10

Quarterback



SHAUN KING

HT: 6-0


WT: 225

BORN: 5/29/77

NFL: 3RD YEAR

ACQUIRED: D2, 1999

COLLEGE: TULANE



Pro: Capable passer who has guided the Bucs to 14 wins the past two regular seasons and an appearance in the NFC Championship Game (1999)... Shows poise in the pocket and great instincts on the run... Has combined for 30 touchdowns (25 throwing and five running) in only 22 career games... Steady decision maker who avoids making the killer mistake... Was forced into action his rookie season when starting QB Trent Dilfer broke his clavicle in week 11... Led the Bucs to a 4-1 record over the next five weeks while completing 61 percent of his passes... Helped the Bucs set the team completion record of 60 percent during the 1999 season... Is one of six rookie quarterbacks to start a playoff game since the 1970 NFL-AFL merger and one of only two rookies (Pat Haden, 1976) to win a playoff contest... Expected to contribute to what may be the most talent-laden quarterback crop in the league.



2000: Started 16 regular season games and one playoff game... Tied the club record for most rushing touchdowns by a quarterback with five (Steve Young, 1986)... Completed 233 of 428 passes (54.4 %) while throwing for 18 scores and 13 interceptions... Threw to eight receivers in the season opening win at New England (9/3), completing 12 of 24 for 167 yards and one touchdown ... Connected on 10 of 21 for 167 yards against Chicago (9/10), including a 58-yard touchdown to Jacquez Green and a 13-yard scoring pass to Keyshawn Johnson... Ran for a score (six yards) and connected with Randall McDaniel for a two-yard touchdown in a road victory over Detroit (9/17)... Finished the day 18 of 30 for 211 yards... Almost single-handedly forced overtime in Washington (10/1), leading the Bucs back from a 10-point deficit in the final three minutes of regulation... One of his 19 completions was a 46-yard touchdown to Reidel Anthony on which the young QB recovered his own fumble and threw a frozen rope... Set a career-high for completions (26) and a season-high for yards (295) in a loss at Minnesota (10/9)... Also ran for a touchdown on an 11-yard dart up the middle in the first quarter... Ravaged the Vikings secondary for a career-high four TDs in Tampa (10/29)... Completed 16 of 23 passes for 267 yards in his best outing of the year... Three of his 11 completions in Atlanta (11/5) went for touchdowns in a 27-14 win... Completed 16 of 27 for 164 yards in a home victory over Green Bay (11/12)... Connected with Keyshawn Johnson on a five-yard dart and Reidel Anthony on 19-yard fade, both resulting in scores... Ran for a career-high 72 yards on 11 carries against the Bears (11/19), including a nine-yard touchdown... Led a balanced offense over Buffalo, completing 10 of 18 passes for 106 yards and running for a touchdown on a courageous two-yard dive (11/26)... Was on the mark against the Dolphins (12/10), completing 11 of 15 for 147 yards in a tropical storm... Finished second on the team with 27 yards rushing on six carries... Took his game to another level as the nation watched a Monday night epic between the Bucs and Rams (12/18)... Connected on 18 of 38 for 256 yards and two touchdowns... Recorded one of the most memorable plays in Bucs history when he scampered for six-yards on a 4th-and-4 to keep an improbable winning drive alive... Finished the night with 58 yards on seven carries... Attempted a season-high 42 passes in Green Bay (12/24), completing 21 passes for 237 yards... Connected with Keyshawn Johnson for an 18-yard score.

Xtra Points

King sponsored "King's Dream," an education-based program that involved teaching middle school students about civil rights. The King's Dream program included an educational trip through the South this past April with stops in Atlanta, Birmingham and Montgomery.

1999: Played in the final six games of the regular season, starting the last five... Also started both playoff contests... Completed 89 of 146 passes (61.0 percent) for 875 yards, seven TDs and four INTs... Compiled a passer rating of 82.4... Designated the club's third QB for the first seven games... Elevated to the No. 2 slot at New Orleans (11/7) after Eric Zeier went down with a rib injury... Remained the No. 2 QB for wins over Kansas City (11/14) and Atlanta (11/21)... Thrown into the fire the following week at Seattle (11/28)... Replaced Diller on the third play of the second half with Bucs leading 6-3... Completed 3 of 7 passes for 32 yards and one TD, leading Bucs to 16-3 win... First career completion was a six-yard throw to WR Jacquez Green in the third quarter... Hit TE Patrick Hape on a two-yard TD toss in the fourth quarter to seal the win... Made his starting debut in Monday Night battle between 7-4 Bucs and 7-4 Vikings (12/6)... Completed 11 of 19 passes for 93 yards, with two TDs and one INT in 24-17 win... Both scoring tosses came in the second half as Tampa Bay rallied from a 14-10 halftime hole... Hit Green on a 29-yard TD strike to give Bucs a 17-14 lead... Found TE Dave Moore in the end zone from a yard out to push the lead to 24-14... Completed 23 of 37 attempts for 297 yards (all career-highs) with two TDs and one INT in 23-16 win over Lions (12/12)... Victory catapulted Tampa Bay into sole possession of first place... Rallied Bucs from 10-0 and 16-9 deficits... Hit RB Warrick Dunn on career-long 68-yard pass, setting up three-yard TD toss to FB Kevin McLeod at the end of the first half... Completed 30-yard pass to WR Reidel Anthony on 3rd and 17 to sustain game-tying drive... Later connected with FB Mike Alstott on a 22-yard scoring strike for game-winning score... Completed 17 of 29 passes for 142 yards and one INT in loss at Oakland (12/19)... Completed 17 of 30 passes for 133 yards with one TD and one INT in 29-10 win over Packers (12/26)... Hit Dunn on an eight-yard crossing route in the third quarter to give Tampa Bay the lead for good... Set up Alstott's game-clinching 17-yard TD run with a six-yard scramble on 3rd and 5... Connected on 18 of

24 passes for 178 yards and one score in division-clinching victory at Chicago (1/2)... Hit Moore on a six-yard scoring strike in the fourth quarter, giving Bucs 20-6 lead... Completion tied Williams' club rookie mark of seven TD tosses, set in 1978... Became first rookie QB to start a playoff game in eight years (Todd Marinovich, Raiders, 12/28/91 versus Kansas City) in divisional matchup versus Washington (1/15)... Completed 15 of 32 passes for 157 yards with one TD and one INT in 14-13 win... Set club playoff record with 15 completions... Rallied Bucs from 13-0 third-quarter deficit... On 3rd and goal from the Redskins 1, hit TE John Davis in the end zone to give Tampa Bay a 14-13 lead... In a split-second, eluded DE Ndukwe Kalu and lofted a quick alley-oop to Davis, who cradled it for the winning score... Became first rookie QB to win a playoff game since the Rams' Pat Haden engineered a 14-12 divisional playoff win at Dallas (12/19/76)... Completed 13 of 29 passes for 163 yards and two INTs in 11-6 NFC Championship loss at St. Louis (1/23)... Drove Bucs to Rams 22 with 1:25 left before drive stalled... Drafted in the second round (50th overall) of the 1999 NFL Draft.

College: Started 39 of 41 games in four seasons at Tulane... List of Green Wave records include total offense (9,468 yards), passing yards (8,419), TD passes (70), completions (646) and passing attempts (1,163)... Connected on 55.5 percent of his career tosses, including 61.1 percent over his final two seasons... Threw 70 scoring passes and just 34 INTs... Led Tulane to 11-0 regular-season mark and Liberty Bowl triumph his **senior** season... Broke the all-time NCAA record with passing efficiency rating of 183.3, surpassing Danny Wuerffel's 1995 mark of 178.8... Won Conference USA Offensive Player of the Year honors for second consecutive season... Set single-season school records in total yards (3,742), passing yards (3,232), completion percentage (68.0) and TD passes (36)... Also rushed for 532 yards and 10 scores, becoming first player in Division I history to throw for 3,000 yards and rush for 500 yards in the same season... Averaged 342.2 total yards per contest, ranking sixth in the nation in total offense... Threw for 2,567 yards and 24 TDs as a **junior**, earning first-team all-conference honors... Completed 54.8 percent of his passes... Threw for 1,574 yards and eight TDs his **sophomore** season... Played in eight games and started six as a **freshman**, becoming the first true freshman to start at QB for Tulane since 1985... Earned a degree in marketing.

Personal: Single, lives in St. Petersburg ... As a Tampa Bay native, realized lifelong dream to join Buccaneers when drafted by Tampa Bay in the second round in 1999... Consensus All-America pick as a prep quarterback at Gibbs High School in St. Petersburg... As a junior, threw for 2,357 yards and 32 touchdowns, completing 60.1 percent of his passes... Senior totals nearly duplicated junior marks of 2,451 passing yards and 28 scores... Also lettered in basketball, averaging 19 points and six rebounds per game as a junior... Though heavily recruited as a prep football star, chose Tulane for challenge of helping to revive a losing program... Full name is Shaun Earl King, born May 29, 1977, in St. Petersburg, Florida.

Buccaneers Statistics

YEAR	TEAM	G-S	ATT.	CMP.	PCT.	YDS.	YDS./ATT.	TD	TD%	INT.	INT%	LG	RAT.
1999	Tampa Bay	6-5	146	89	61.0	875	5.99	7	4.8	4	2.7	68	82.4
2000	Tampa Bay	16-16	428	233	54.4	2,769	6.47	18	4.2	13	3.0	75	75.8
TOTALS		22-21	574	322	56.1	3,644	6.35	25	4.4	17	3.0	75	77.5
PLAYOFFS		3-3	92	45	48.9	491	5.34	1	1.1	3	3.3	41	55.1

YEAR	G-S	W-L*	SACKED		RUSHING					
			NO.	YDS.	NO.	YDS.	AVG.	LG	TD	
1999	6-5	4-1	11	78	18	38	2.1	8	0	
2000	16-16	10-6	37	240	73	353	4.8	19	5	
TOTALS		22-21	14-7	48	318	91	391	4.3	19	5
PLAYOFFS		3-3	1-2	11	73	7	12	1.7	4	0

*indicates Tampa Bay's won-loss record in games started only

Single-Game Highs

Attempts: 42, at Green Bay, 12/24/00
Yards: 297, vs. Detroit, 12/12/99
Long: 75, vs. N.Y. Jets, 9/24/00

Completions: 26, at Minnesota, 10/9/00
TD Passes: 4, vs. Minnesota, 10/29/00



1999 Game-By-Game Passing

DATE	OPPONENT	ATT.	COMP.	YDS.	PCT.	TD	INT.	TKLD.
11/28	@Seattle	7	3	32	42.9	1	0	1-4
12/6	Minnesota	19	11	93	57.9	2	1	2-6
12/12	Detroit	37	23	297	62.2	2	1	3-26
12/19	@Oakland	29	17	142	58.6	0	1	4-39
12/26	Green Bay	30	17	133	56.7	1	1	0-0
1/2	@Chicago	24	18	178	75.0	1	0	1-3
1/15	Washington	32	15	157	46.9	1	1	2-10
1/23	@St. Louis	29	13	163	44.8	0	2	5-37

2000 Game-By-Game Passing

DATE	OPPONENT	ATT.	COMP.	YDS.	PCT.	TD	INT.	TKLD.
9/3	@New England	24	12	167	50.0	1	0	1-11
9/10	Chicago	21	10	167	47.6	2	0	2-15
9/17	@Detroit	30	18	211	60.0	1	0	0-0
9/24	N.Y. Jets	19	7	135	36.8	1	2	2-15
10/1	@Washington	38	19	202	50.0	1	1	4-19
10/9	@Minnesota	40	26	295	65.0	0	0	2-12
10/19	Detroit	34	17	149	50.0	0	3	0-0
10/29	Minnesota	23	16	267	69.6	4	0	1-6
11/5	@Atlanta	25	11	110	44.0	3	1	1-4
11/12	Green Bay	27	16	164	59.3	2	1	0-0
11/19	@Chicago	19	12	91	63.2	0	2	4-31
11/26	Buffalo	18	10	106	55.6	0	0	7-40
12/3	Dallas	15	9	65	60.0	0	0	2-14
12/10	at Miami	15	11	147	73.3	0	1	4-26
12/18	St. Louis	38	18	256	47.4	2	2	2-15
12/24	at Green Bay	42	21	237	50.0	1	0	5-32
12/31	@Philadelphia	31	17	171	54.8	0	0	4-22

48

Fullback



CHARLES KIRBY

HT: 6-1

WT: 249

BORN: 11/27/74

NFL: 3RD YEAR

ACQUIRED: FA, 2000

COLLEGE: VIRGINIA



Pro: Bruising fullback who is the top backup to Pro Bowler Mike Alstott... Signed to Tampa Bay's practice squad on September 12, 2000 after being released by Kansas City on August 21... Promoted to Tampa Bay's active roster prior to the Minnesota game (10/9/00)... Spent the final eight weeks of the 1999 season on the Kansas City practice squad... Went to camp with the Indianapolis Colts in both 1998 and 1999... Originally entered the league as a rookie free agent with Indianapolis in April of 1998.

2000: Played in six games with two starts at fullback... Made NFL debut against Green Bay (11/12)... Made first career start vs. Dallas (12/3), paving the way for the Bucs to rush for a club-record 250 yards... Also started at Miami (12/10).

1999: Spent the final eight weeks of the season on the Kansas City practice squad.

1998: Spent the entire season on injured reserve after suffering an Achilles injury in the preseason... Was placed on IR on July 28th.

College: A four-year letterman at Virginia... Saw action in 42 games with 11 starts... Carried the ball 34 times for 116 yards as a **senior** and also caught 12 passes for 126 yards with one TD... Started 10 games as a **junior**, totaling 42 rushing yards and 84 receiving yards with one score... Holds a degree in English language and literature from Virginia.


Personal: Single... Named Outstanding Offensive Back at South View (N.C.) High School his senior season... A member of the North Carolina team in the North Carolina/ South Carolina Shrine Game as a senior... Full name is Charles Edward Kirby, Jr., born November 27, 1974 in Cairo, Georgia.

Xtra Points

Charles made his NFL debut against Dallas (12/3/00) and helped pave the way for RB Warrick Dunn to set a career-high with 210 yards rushing.

16

Quarterback



RYAN LEAF

HT: 6-5


WT: 248

BORN: 5/15/76

NFL: 4TH YEAR

ACQUIRED: W(SD) 2001

COLLEGE: WASHINGTON STATE



Pro: Claimed off waivers from San Diego on March 2, 2001... Signed a three-year contract with Tampa Bay on March 19, 2001... Was the second player chosen overall in the 1998 NFL Draft... Has size and athletic ability necessary to become one of the top quarterbacks in the NFL... Has passed for 3,172 career yards on 272-of-567 attempts with 13 touchdowns and 33 interceptions... Has played in 21 games with 18 starts... Was thrown immediately into game action as rookie in 1998 and started nine of 10 games played after coming out of college following junior season... With wins in his first two starts, became first rookie quarterback since John Elway in 1983 to win his first two starts... Missed all of 1999 season due to right shoulder injury.

2000: Played in 11 games with nine starts... Completed 161-of-322 passes for 1,883 yards with 11 TDs and 18 INTs... Also rushed 28 times for 54 yards... Made starts in first two games of the year at Oakland (9/3) and against New Orleans (9/10)... Played as a backup at Kansas City (9/17), totaling 62 yards on 6-of-13 attempts... Made third start of the year against Seattle (9/24), but suffered a sprained right wrist in the third quarter after completing 16-of-26 passes for 153 yards... Missed the next five games before coming off the bench against Miami (11/12)... Returned to the starting lineup the following week at Denver (11/19), passing for 311 yards with three TDs and one INT... Made starts in each of the final six games... Threw two TD passes in a win over Kansas City (11/26)... Season-high 47 attempts (with 24 completions) for 266 yards with one TD and four INTs (tying career-worst) against San Francisco (12/3)... Passed for 259 yards and two TDs at Carolina (12/17)... Was 15-of-29 passing for 171 yards with one TD and one INT in season finale vs. Pittsburgh (12/24).



1999: Missed entire 1999 season due to injury to right (throwing) shoulder.

1998: Started nine of 10 games as a rookie... Starts came in Games 1-9... Also saw action in Game 14 at Seattle (12/13)... Finished season with 111 completions of 245 attempts (45.3%) for 1,289 yards with two touchdowns and 15 interceptions... Also rushed 27 times for 80 yards (3.0 avg.)... Earned victories in first two NFL starts versus Buffalo (9/6) and at Tennessee (9/13)... Marked first time rookie NFL quarterback won both of his first two starts since Denver's John Elway in 1983... In first career regular-season NFL game, completed 16-of-31 passes for 192 yards, one touchdown and two interceptions in 16-14 win over Buffalo... Added 13 completions of 24 passes for 179 yards against Tennessee... Tied team record for fewest completions in game with one (on 15 attempts) while throwing two interceptions and losing three fumbles in rain-soaked Arrowhead Stadium vs. Kansas City (9/20)... Set season-highs in attempts (52), completions (25) and passing yards (281) with one touchdown and no interceptions vs. Seattle (10/25)... Active but did not play in Games 10-13... Saw limited action at Seattle (12/13)... Active but did not play in final two games... Originally joined Chargers as team's top selection and second player chosen overall behind Tennessee quarterback Peyton Manning (Indianapolis) in 1998 NFL Draft... Chargers traded their 1998 first (third overall) and second-round (32nd overall) picks and 1999 first-round selection, as well as wide receiver/kick returner Eric Metcalf and linebacker Patrick Sapp, to Arizona for right to move up to second spot in 1998 draft to select Leaf.

Xtra Points

Ryan helped the Washington State Cougars reach the Rose Bowl his senior year, the school's first appearance in Pasadena since 1951.

College: Three-year letterman and two-year starter at Washington State... Ended career ranked first in career touchdown passes with 58... Also ranked second in school history in passing yards (7,818)... Passed for 300 or more yards in eight games in 1997... Named Pac-10 Offensive Player of Year and earned All-America First-Team honors from *The Sporting News*... Helped Cougars to Pac-10 Championship and first Rose Bowl berth in 67 years in 1997... Cougars finished 1997 season with record of 10-2 and were ranked ninth in nation by Associated Press... Helped team set school records for overall wins and Pac-10 wins (seven) and helped team rank first in Pac-10 in scoring (42.5 points per game), total offense (502.2 yards per game) and passing (344.5 yards per game)... Ranked second in nation in passing efficiency (161.18) and third in total offense... Set Pac-10 single-season records for total offense (3,583), passing yards (3,637) and touchdown passes (33)... Completions (227) and attempts (410) ranked second in school history to Drew Bledsoe (241-432, 1992)... 1997 honors include *The Sporting News* All-America First Team, Associated Press All-America Second Team and Pac-10 Offensive Player of Year... Also finished third in Heisman Trophy balloting and was a finalist for Davey O'Brien (top quarterback) and Maxwell Trophy (player of the year) awards... Earned Columbus (Ohio) Touchdown Club Sammy Baugh Passer of Year Award... Started 11 games in 1996... Had three 300-yard passing outings and threw for over 200 yards in seven consecutive games... Ranked second in Pac-10 in total offense (2,675 yards) and passing yards (2,811)... 1996 honors include All-America honorable mention by *The Sporting News* and Pac-10 honorable mention... Saw action in nine games with one start in 1995... Redshirted in 1994... Majored in broadcast communications.

Personal: Married Niki this past spring... Attended Russell High School... High school career totals included 170 completions of 332 attempts for 2,795 yards, 29 touchdowns and 427 yards rushing with 10 touchdowns... Helped team to state championship as a junior and state semifinals as a senior... Also punted and held for placements... Started on basketball team and led team to fourth-place finish in state... Donated 25 tickets to each of San Diego's 1998 and 1999 home games to "Make-A-Wish" foundation as part of his "Leaf Pile" program... Leaf and Jim Harbaugh donated money for each Chargers touchdown during 1999 season through "Toss for Tots" program, benefiting Children's Hospital and Health Center... Full name is Ryan David Leaf, born May 15, 1976, in Great Falls, Montana.

NFL Statistics

YEAR	TEAM	G-S	ATT.	CMP.	PCT.	YDS.	YDS./ATT.	TD	TD%	INT.	INT%	LG	RAT.
1998	San Diego	10-9	245	111	45.3	1,289	5.26	2	0.8	15	6.1	67	39.0
1999	San Diego	Did Not Play											
2000	San Diego	11-9	322	161	50.0	1,883	5.85	11	3.4	18	5.6	83t	56.2
Totals		21-18	567	272	47.9	3,172	5.59	13	2.3	33	5.8	83t	48.7

YEAR	SACKED				RUSHING				
	G-S	W-L	NO.	YDS.	NO.	YDS.	AVG.	LG	TD
1998	10-9	3-6	22	140	27	80	3.0	20	0
1999	Did Not Play								
2000	11-9	1-8	31	155	28	54	1.9	14	0
Totals	21-18	4-14	53	295	55	134	2.4	20	0

Single-Game Highs

Pass Attempts: 52, vs. Seattle, 10/25/98
 Pass Completions: 25, vs. Seattle, 10/25/98
 Passing Yards: 311, at Denver, 11/19/00
 TDs: 3, at Denver, 11/19/00

Interceptions: 4, twice, last vs. San Francisco, 12/3/00
 Long: 83, at Denver, 11/19/00
 Rushing Yards: 31, at Tennessee, 9/13/98

Year By Year Statistics

1998

Date	Game	Att.	Comp.	Yards	Pct.	TD	Int.	Long
9/6*	Buffalo	31	16	192	.516	1	2	67
9/13*	@Tennessee	24	13	179	.541	0	0	43
9/20*	@Kansas City	15	1	4	.066	0	2	4
9/27*	New York Giants	34	15	193	.441	0	4	31
10/4*	@Indianapolis	23	12	160	.521	0	1	56
10/11*	@Oakland	18	7	78	.388	0	3	22
10/18*	Philadelphia	19	9	83	.473	0	0	19
10/25*	Seattle	52	25	281	.480	1	0	24
11/8*	@Denver	15	4	26	.154	0	0	17
12/13	@Seattle	14	9	93	.642	0	2	31
Totals		245	111	1,289	.453	2	15	67

2000

Date	Game	Att.	Comp.	Yards	Pct.	TD	Int.	Long
9/3*	@Oakland	2	0	0	.000	0	0	0
9/10*	New Orleans	3	2	28	.667	0	0	20
9/17	@Kansas City	13	6	62	.462	0	1	16
9/24*	Seattle	26	16	153	.615	0	1	28
11/12	Miami	21	9	92	.429	1	1	25
11/19*	@Denver	27	13	311	.481	3	1	83
11/26*	Kansas City	30	17	177	.567	2	2	26
12/3*	San Francisco	47	24	266	.511	1	4	36
12/10*	@Baltimore	23	9	78	.391	0	1	19
12/17*	@Carolina	43	23	259	.535	2	1	49
12/24*	Pittsburgh	29	15	171	.517	1	1	71
Totals		332	161	1,883	.500	11	18	83

* denotes games started



47

Safety



JOHN LYNCH

HT: 6-2

WT: 220

BORN: 9/25/71

NFL: 9TH YEAR

ACQUIRED: D3, 1993

COLLEGE: STANFORD



Pro: Has established himself as the elite strong safety in the NFL... Known as one of the hardest-hitters in the game... His ability to play the run and pass at an extremely productive level have separated him from the rest of the league... Three-time Pro Bowl selection (1997, 1999, 2000), including two starts (1999, 2000)... Two-time All-Pro choice (1999, 2000)... Has racked up 671 career tackles, 15 interceptions, six forced fumbles, six fumble recoveries and 47 passes defended... Ranks fifth on the club's all-time tackles list with 671 career tackles... Has eclipsed 100 tackles in five straight seasons (1996-2000)... Has led the secondary in tackles in each of the past five seasons... Signed a six-year contract extension on September 11, 2000.

2000: Started all 16 games and one playoff contest... Ranked second on the squad in tackles and first in the secondary with 110 total tackles despite playing the final five regular season games with a dislocated left shoulder... Also added three interceptions, two fumble recoveries, seven passes defended and one sack... Was selected to his second consecutive Pro Bowl and third in the last four years... Earned first-team All-Pro honors from the Associated Press, *Sports Illustrated*, *Pro Football Weekly*, *College and Pro Football Newsweekly*, *Football Digest* and *The Sporting News*... Named DB of the Year by the NFL Alumni... Also selected recipient of NFLPA's Unsung Hero Award... Registered seven tackles and one fumble recovery at New England (9/3)... Notched two tackles against Chicago (9/10)... Posted his first interception of the season and added four tackles and one pass defended at Detroit (9/17)... Had eight tackles and one pass defended vs. N.Y. Jets (9/24)... Collected six tackles at Washington (10/1)... Was tops on the team with a season-high 11 stops at Minnesota (10/29)... Also recovered a fumble in the first quarter that led to a Buccaneer touchdown... Led the team in tackles for the second consecutive week with 11 tackles (tying season-high) vs. Detroit (10/19)... Racked up seven tackles against Minnesota (10/29)... At Atlanta (11/5) notched his first sack of the season and also contributed nine tackles and one pass defended... Led the team in tackles with nine vs. Green Bay (11/12) before leaving the game with a left thigh bruise in the fourth quarter... Had one tackle before leaving the game due to a dislocated left shoulder in the first quarter at Chicago (11/19)... Had eight tackles vs. Buffalo (11/26) despite dislocated shoulder week before... Recorded six tackles and one pass defended playing with a dislocated left shoulder against Dallas (12/3)... Nine tackles at Miami (12/10)... Played great all-around game with six tackles, one pass defended and one interception in Monday Night clash vs. St. Louis (12/18)... Fourth quarter interception of QB Kurt Warner was the third for the defense and sealed the win... Had six tackles, one pass defended and one interception at Green Bay (12/24)... Interception came in the fourth quarter and helped set up a K Martin Gramatica 43-yard field goal... Led the team in tackles with 13 and added one pass defended in Wild Card game at Philadelphia (12/31).

1999: Started all 16 games at SS... Paced secondary with 128 tackles, adding two INTs, one forced fumble and a career-best 14 passes defended... Earned first-team All-Pro honors

Xtra Points

During the 2000 offseason John and his wife, Linda formed the John Lynch Foundation, a non-profit organization that benefits children in the Tampa Bay area and the Lynches' hometown of San Diego, California.

from the Associated Press, *Sports Illustrated*, *Pro Football Weekly*, *USA Today*, *The Sporting News* and *Football Digest*... Opened the season with 10 tackles against the Giants (9/12)... Notched six tackles and picked off one pass in win at Philadelphia (9/19)... Theft led to a 24-yard FG by Martin Gramatica... Collected seven stops and 1/2 sack versus Denver (9/26)... Recorded eight tackles at Minnesota (10/3)... Posted six stops and one pass defended at Green Bay (10/10)... Paced secondary with seven tackles and two passes defended in 6-3 win over Chicago... Tipped ball away from WR Bobby Engram in the end zone to prevent go-ahead TD late in the fourth quarter... Notched seven tackles at Detroit (10/31)... Collected nine stops and broke up two passes in 31-16 win at New Orleans (11/7)... Racked up season-high 13 tackles against Kansas City (11/14)... Also broke up a pass and forced a fumble, leading to a FG... Helped secondary limit Chiefs to club-best five net passing yards in the first half... Had 10 tackles in victory over Atlanta (11/21)... Posted five stops at Seattle (11/28)... Recorded eight stops in Monday Night win over Vikings (12/6)... Collected 10 tackles and one key INT in 23-16 win over Lions (12/12)... Picked off QB Gus Frerotte in the fourth quarter, returning it 24 yards to the Lions 22... FB Mike Alstott scored the game-winning TD two plays later... Posted six stops at Oakland (12/19) before sitting out the fourth quarter with a bruised left knee... Recorded seven tackles and deflected a pass that was intercepted by FS Damien Robinson in 29-10 victory over Packers (12/26)... Had nine stops and two passes defended in division-clinching win at Chicago (1/2)... Posted seven tackles and two passes defended in divisional playoff win over Washington (1/15)... Ignited both sides of the ball with a third-quarter pick of QB Brad Johnson... Trailing 13-0, Bucs scored on the ensuing drive and rallied for 14-13 triumph... Collected nine tackles in NFC Championship Game at St. Louis (1/23)... Helped secondary limit Rams' top-ranked passing offense to 11 points, 22 under its season average.

1998: Started 15 games at SS, missing just one game against Tennessee (11/8) due to a neck injury... Lone Buccaneer to record a defensive statistic in every category compiled by the team, registering 107 tackles (55, 52), six passes defended, two INTs, two sacks, two forced fumbles and a fumble recovery... Led the Bucs' secondary and finished second on the club with 107 stops... Key member of a secondary that finished second overall in the NFL against the pass, limiting opponents to 172.6 yards per game... Against Chicago (9/20), tallied seven stops, defended one pass and recovered a fourth-quarter fumble... Led the club with 10 tackles vs. N.Y. Giants (10/4)... Paced secondary with nine tackles vs. Carolina (10/25)... Recorded six tackles and broke up a pass against Minnesota (11/1)... Also prevented a Viking score, deflecting a 44-yard pass away from WR Robert Tate in the end zone... Consecutive starting-streak ended at 38 games after he sustained a neck injury against the Vikings... Named inactive the following week against Tennessee (11/8)... Returned to action, posting eight stops and breaking up one pass against Jacksonville (11/15)... Against Pittsburgh (12/13), had finest day of the season, becoming the first Buccaneer to register two INTs in a game since Martin Mayhew (12/3/95)... Two picks in a game tied career-best effort vs. Minnesota (10/15/95)... Also contributed six tackles and two passes defended... Paced the club with first two-sack performance of career and added nine tackles and a forced fumble at Washington (12/19)... Against Cincinnati (12/27), suffered a thigh bruise during Bucs' initial defensive series and did not play the rest of the game.

1997: Started all 16 games and both playoff games... Finished season third on team in tackles with 154 (75, 79)... Also added 12 stops (7, 5) and broke up three passes in post season play... Outstanding regular-season tackle total marked his career best and the most ever recorded by a Buccaneer defensive back... Recorded nine double-digit tackle days... Added two INTs, one forced fumble, two fumble recoveries and four passes defended in regular-season play... During outstanding performance against Arizona (9/28), led team with 13 tackles, broke up one QB Kent Graham pass and intercepted another... Pick came on the Arizona 35-yard line in fourth quarter when Bucs trailed 18-12, and paved way for WR Karl Williams' game-winning, 31-yard TD catch on the next series... against Detroit (10/12)... In home win over New England (11/16), led all DBs in tackles with 10... Led DBs in tackles with 15 at Chicago (11/23), marking his career-best single-game performance... Against Green Bay (12/7), led all DBs with 12 stops, forced a fumble, broke up a pass and returned an INT for a career-long 28 yards... Notched four tackles and broke up two Brett Favre passes before leaving playoff game at Packers (1/4) in third quarter with knee sprain.



VETERANS

1996: Started season as Todd Scott's backup at SS but moved into starting lineup by the third game of year due to a season-ending injury to Scott... Made most of opportunity by posting breakthrough season, starting 14 of 16 games... Led all Buc defensive backs in tackles with 103 (74, 29) while also matching personal best of three INTs set in 1995... One of two Buc defenders (LB Hardy Nickerson) to record a mark in each defensive category, adding a sack, four tackles for loss, two forced fumbles, one fumble recovery and nine passes defended... Received first start of season in third game at Denver and turned in five tackles... Dashed 40 yards on a direct-snap fake punt to set up a TD versus Seattle (9/22)... Recorded first career sack along with five solo stops in Arizona contest (10/20)... Posted eight stops, an INT and a team-high three passes defended at Green Bay (10/27)... Set up Bucs' game-winning touchdown by posting second INT of the season and returning it for 25 yards at San Diego (11/17)... Named NFC Defensive Player of the Week (career first) after being credited with five tackles, an INT, a pass defended, a fumble recovery and a forced fumble in Tampa Bay's victory over New Orleans (11/24).

1995: Enjoyed strong season but was slowed by various injuries... Played in nine games with six starts at SS... Ranked ninth on team with 47 tackles (37, 10), was second with three INTs and also added five passes defended... In win over Cincinnati (10/8), posted first career interception to set up game-tying FG... Had finest game of season in 20-17 OT victory over Vikings (10/15) with 11 tackles plus pair of INTs off QB Warren Moon... Re-injured knee in that Green Bay contest and diagnosed with torn posterior cruciate ligament... Was subsequently placed on injured reserve (12/12) and missed season's final two games.

1994: Appeared in all 16 games as reserve safety, and special teamer... Ended up with 15 tackles (11, 4) while also ranking second on club with eight special teams stops... Contributed season-best four solos plus a special teams hit at Detroit (11/13)... Returned Tony Zendejas' blocked field goal attempt 27 yards to set up clinching TD in victory over Rams (12/11).

1993: As a rookie, saw action in 15 games with four starts... Finished with 13 tackles (8, 5) plus six stops on special teams, two passes defended and a forced fumble... Started in first NFL regular-season game and had two tackles against Kansas City (9/5)... In 27-10 triumph over Detroit (10/3), started as extra LB and notched four tackles and pair of pass breakups... Started back-to-back games at strong safety against 49ers (11/14) and Vikings (11/21), posting season-best seven tackles versus San Francisco... Drafted by Buccaneers in third round (82nd overall) in 1992.

College: Played four seasons at Stanford, including two at quarterback and two at safety... Also played three years of baseball as an outfielder and pitcher... As a DB, had 95 tackles (50, 45), four picks, two forced fumbles, a fumble recovery and a sack... As a senior starter, was named *Football News* second-team All-America and first-team All-Pac-10... Also earned berths in Hula Bowl and Japan Bowl... Led team with 76 tackles (37, 39) to go with four INTs and pair of forced fumbles... Was Pac-10 Defensive Player of the Week in 33-16 victory over Notre Dame with nine tackles, a pass interception and a key forced fumble on Jerome Bettis... Majored in communications.

Personal: Married to Linda, couple splits off-season between Tampa and Del Mar, California with son Jake and daughter Lindsay... Linda competed in tennis at USC and was on the pro tour for two years... John and Linda formed the John Lynch Foundation in 2000 with a mission to develop quality young leaders through its community programs: "John Lynch Star of the Month," a student-athlete recognition program; "Lynch Family Legacy Scholarships," which provides financial assistance to Pinellas and Hillsborough County high school student-athletes who exemplify excellence in academics, community service and athletics; "John Lynch Salutes the Stars," a community event where the area's brightest student-athletes come together to be honored; "Lynch's Safety Zone," which provides 24 tickets per game to Boys & Girls Club members of Tampa Bay who meet educational goals; and "Lynch's Christmas Party," which grants Christmas wishes for underprivileged children... Has been actively involved in the Boys & Girls Clubs... Teamed with brother-in-law John Allred to raise \$750,000 through annual John Lynch/John Allred Celebrity Golf Tournaments which has resulted in a new Boys & Girls Club branch in their hometown... Brother-in-Law, John Allred, spent last four years with Chicago Bears... An outstanding baseball pitcher with a 95 MPH fastball, was a second-round draft choice of the Florida Marlins in 1992 (66th overall)... Actually threw first pitch in history of

Marlins' organization... John's hat now resides in the Baseball Hall of Fame in Cooperstown... Interested in pursuing a career in broadcasting after playing days are concluded... Served as studio analyst for ESPN's "NFL Countdown" during 1999 bye week... Was a fan of fellow Stanford grad and recent NFL retiree John Elway as a child, and chose Stanford in part to follow in two-sport legacy of Elway and others... Attended Torrey Pines High School in Del Mar, California, lettering in football (two-year captain) and baseball... Was an All-West and All-Academic selection... Father, John, played LB for the Pittsburgh Steelers... Full name is John Terrence Lynch, born September 25, 1971, in Hinsdale, Illinois.

Buccaneers Statistics


YEAR	TEAM	G-S	TACKLES			TURNOVERS				PD	SACKS		ST TACKLES		
			SOLO	AST.	TOT.	FF	FR	INT.	YDS.		NO.	YDS	S	A	T
1993	Tampa Bay	15-4	8	5	13	1	0	0	0	2	0.0	0	5	1	6
1994	Tampa Bay	16-0	11	4	15	0	0	0	0	0	0.0	0	7	1	8
1995	Tampa Bay	9-6	37	10	47	0	0	3	3	5	0.0	0	1	1	2
1996	Tampa Bay	16-14	74	29	103	1	1	3	26	9	1.0	5	3	0	3
1997	Tampa Bay	16-16	75	79	154	1	2	2	28	4	0.0	0	1	2	3
1998	Tampa Bay	15-15	55	52	107	2	1	2	29	6	2.0	26	0	0	0
1999	Tampa Bay	16-16	68	60	128	1	0	2	32	14	0.5	1	0	0	0
2000	Tampa Bay	16-16	66	44	110	0	2	3	43	7	1.0	3	0	0	0
TOTALS		119-87	394	283	677	6	6	15	161	47	4.5	35	17	5	22
PLAYOFFS		5-5	17	24	41	0	0	1	0	5	0.0	0	0	0	0

Single-Game Highs

Tackles: 15, at Chicago, 11/23/97
Interceptions: 2, vs. Minnesota, 10/15/95;
 vs. Pittsburgh, 12/13/98
Long INT Ret.: 36, at Detroit, 9/17/00

Additional Stats


Misc Return Yards: 27-yd. blocked FG vs. L.A. Rams, 12/11/94
Rushing: 1 for 40 (fake punt) vs. Seattle, 9/22/96



64
Guard

RANDALL McDANIEL

HT: 6-3
 WT: 279
 BORN: 12/19/64
 NFL: 14TH YEAR
 ACQUIRED: FA, 2000
 COLLEGE: ARIZONA STATE



Pro: One of the finest offensive linemen to don an NFL jersey... Named a starter to his 12th consecutive Pro Bowl in 2000, extending his league record for Pro Bowl starts... Possesses uncanny ability to overpower a man with sheer strength or finesse a player with graceful footwork... Has started in 186 consecutive games, the second most among active players... His 204 games started are the fourth most games started by an active offensive lineman... Signed a three-year contract on March 1, 2000... Spent his first 12 seasons with the Minnesota Vikings... Holds Viking record with 11 Pro Bowl appearances, breaking Hall of Fame DE Alan Page's mark of nine... Made starts in 13 consecutive playoff games for the Vikings, tying G Ed White's team record... Has blocked for five 1,000 yard rushers and three 3,000 yard passers is his career... Has earned All-Pro nods from *Sports Illustrated* (2), *The Sporting News* (7), *USA Today* (4), and *Pro Football Weekly* (5).

2000: Started in all 16 games at LG and in one playoff contest... Concluded season with a consecutive start steak of 186... Ended the season in Hawaii for the 12th consecutive year as a Pro Bowl starter... Selected first-team All-Pro by *College and Pro Football Newsweekly*... Helped a running back (Warrick Dunn) pass the 1,000-yard rushing mark for the fourth consecutive



season... Integral part of an offense that set club records for points scored (338) and touchdowns (43)... Made Pewter debut at New England (9/3) in a game that saw the Bucs rush for 140 yards... Caught first career touchdown pass, a two-yard score, at Detroit (9/17)... Provided plenty of protection for QB Shaun King, who tossed a career-high four touchdowns in a win vs. the Vikings (10/29)... Played in his 200th career game against Green Bay (11/12)... Helped pave the way for Warrick Dunn to rush for a career high 210 yards en route to the Buccaneers rushing for a team-record 250 yards on the ground versus Dallas (12/3).

1999: Started all 16 games at LG, plus both playoff contests... Extended his own NFL record by starting his 11th consecutive Pro Bowl... Upped his consecutive starts streak to 170, moving to fourth on Minnesota's all-time list... Hit 188 career games played, also fourth in Viking annals... Helped RB Robert Smith hit 1,000-yard rushing mark for third consecutive season... Keyed offense that produced a 100-yard rusher and receiver for only the second time in club playoff history in 27-10 wild card win over Dallas (1/9)... Started 13th consecutive playoff game in divisional playoff loss at St. Louis (1/16).

1998: Started all 16 games at LG, plus both playoff contests... Earned All-Pro honors from the Associated Press, *Sports Illustrated*, *College and Pro Football Newsweekly*, *The Sporting News*, *Football Digest* and *USA Today*... Named All-NFC and All-NFL by *Pro Football Weekly*... Named to the All-Madden Team... Allowed only 1 1/2 sacks in 16 starts, allowing QB Randall Cunningham to throw for team-record 34 TDs... Helped Minnesota offense set a league record with 556 points... Teamed with LT Todd Steussie to open holes on the left side, where Minnesota averaged 5.4 yards per carry (147 attempts for 787 yards running left)... Vikings were ranked second in the NFL in total offense, averaging 391.5 yards per game (270.5 passing, 121.0 rushing)... Keyed an offensive line that allowed only 25 sacks in 533 pass attempts... Cleared running room for Smith and Leroy Hoard to set a team record for rushing yards by a tandem with 1,666.

1997: Started all 16 games and two playoff games... Named All-Pro by *The Sporting News* and *USA Today*... Named second-team All-Pro by *College and Pro Football Newsweekly* and *Football Digest*... Named All-NFC by *Pro Football Weekly* and *Football News*... Presented the Unsung Hero Award by the NFL Players Association... Anchored line that gained a first down on 18 of 19 carries on third or fourth down with less than 3 yards to go... Helped pave the way for Smith's team record for most rushing yards in a season (1,266).

1996: Started 16 games, plus one playoff contest... Earned All-Pro honors from the Associated Press, *College and Pro Football Newsweekly*, *Football Digest*, *Pro Football Weekly*/Pro Football Writers of America, *The Sporting News* and *USA Today*... Earned All-NFC honors from United Press International and Football News... Had first two carries of career near the goal line versus Arizona (12/1)... Scored a TD on a pass from Packers QB Brett Favre in the Pro Bowl... Only offensive guard to catch a TD pass in Pro Bowl history.

1995: Started all 16 games... Major contributor as team set then-single-season records for points (412) and total net yards (5,938)... Selected All-Pro by the Associated Press, *College and Pro Football Newsweekly* and *Pro Football Weekly*/Pro Football Writers of America... Earned All-NFC honors from *Football News* and United Press International.

1994: Started all 16 games, plus one playoff game... Earned All-Pro nods from the Associated Press, *College and Pro Football Newsweekly*, *Football Digest*, *Pro Football Weekly*/Pro Football Writers of America, *The Sporting News* and *USA Today*... Earned All-NFC honors from United Press International and *Football News*... Led Vikings offensive line that held opponents to a sack every 22.7 attempts, the second-best ratio in team history.

1993: Started all 16 games, plus one playoff game... Selected All-Pro by the Associated Press, *The Sporting News*, *Pro Football Weekly*/Pro Football Writers of America, *Sports Illustrated* and *College and Pro Football Newsweekly*... Earned All-NFC by United Press International and *Football News*.

Xtra Points

Randall was named as a starter to his 12th consecutive Pro Bowl to extend his NFL record for consecutive Pro Bowl starts.

1992: Started all 16 games, plus one playoff contest... Earned All-Pro honors by the Associated Press, *The Sporting News*, Newspaper Enterprise Association, *College and Pro Football Newsweekly*, and *Pro Football Weekly/Professional Football Writers Association*.

1991: Started all 16 games... Earned first-team All-Pro recognition from *College and Pro Football Newsweekly*, *The Sporting News*, and Newspaper Enterprise Association, as well second-team All-Pro from honors from the Associated Press.

1990: Started all 16 games... Selected to the All-Pro team by Associated Press... Named All-NFC by UPI.

1989: Played in 14 games, starting 13... Also started one playoff game... Made initial trip to Pro Bowl, becoming only the fifth player in club history to earn a Pro Bowl berth so early in his career... Earned All-Pro honors from *College and Pro Football Newsweekly* and All-NFC recognition from *Pro Football Weekly*... Missed two games with a sprained knee... Suffered injury versus Pittsburgh (9/24)... Returned to starting lineup against Detroit (10/22).

1988: Played in all 16 games, starting the final 15 at LG as a rookie... Also started both play-off games... Earned All-Rookie honors from UPI and *Pro Football News*... Second-team All-NFC selection by UPI... First start came against New England (9/11) in place of injured Dave Huffman... Set a Vikings single-season record for starts by a rookie G, surpassing the old mark of 14 by Larry Bowie in 1962... Selected by Minnesota in the first round (19th overall) of the 1988 NFL Draft – the fourth offensive lineman selected.

College: Four-year starter at Arizona State... Recipient of the Morris Trophy as the Pac-10's outstanding offensive lineman... First-team All-America selection his **senior** season as the Sun Devils made their first trip to the Rose Bowl, beating Ohio State... First-team All-Pac-10 and honorable mention All-America selection as a **junior**... Started 39 consecutive games for the Sun Devils after moving from TE... Learned G duties in only eight days... Earned degree in physical education.

Personal: Married to Marianne; couple splits time between Tampa and Minneapolis... All-state TE and LB at Agua Fria High School in Avondale, Arizona... Lettered three times in football and basketball and twice in track... Was the 275-pound class champion at the American Drug Free Powerlifting Association Collegiate Championships in 1986... Held the collegiate record with a 620-pound dead lift... Won 1996 Midwest Sports Channel Most Inspirational Man of the Year Award, awarded to pro athletes for their contribution on the field and in the community... Received 1997 Unsung Hero Award from the NFLPA... Worked the past four offseasons in the Robbinsdale (MN) Public School District in preparation for a future teaching career... Taught first graders at Lakeview Elementary and fourth graders at Pilgrim Lane Elementary in 2001... Before taking a hiatus to launch own foundation, spent 10 years running a "Hands-On" After School Activity Program for homeless children from YWCA's Transitional Housing Program in St. Paul, Minnesota... Helped create and personally fund a not-for-profit corporation — Adventure-Us Learning Alternatives — to develop and implement an educational "model program" in the Ferguson-Florissant school district in St. Louis, Missouri... The high school-based leadership program utilizes outdoor adventure activities, cross-age mentoring and experiential learning to reach disenfranchised youth... Volunteers with MDA's Camp Courage, the Jacob Wetterling Foundation for Missing and Exploited Children and Paws for People... Currently developing the R.O.C.K (Reaching Out and Challenging Kids) Foundation to serve as an umbrella organization for their community efforts... Full name is Randall Cornell McDaniel, born December 19, 1964, in Phoenix, Arizona.

NFL Statistics

GAMES/STARTS: 1988: 16/15 (P: 2/2), 1989: 14/13 (P: 1/1), 1990: 16/16, 1991: 16/16, 1992: 16/16 (P: 1/1), 1993: 16/16 (P: 1/1), 1994: 16/16 (P: 1/1), 1995: 16/16, 1996: 16/16 (P: 1/1), 1997: 16/16 (P: 2/2), 1998: 16/16 (P: 2/2), 1999: 16/16 (P: 2/2), 2000: 16/16 (P: 1/1)

13-YEAR TOTALS: 206/204 (P: 14/14).

P = Playoffs



92 ANTHONY MCFARLAND

Defensive Tackle BORN: 12/18/77

NFL: 3RD YEAR

ACQUIRED: D1, 1999

COLLEGE: LOUISIANA STATE



Pro: Powerful tackle who emerged in his second season... Physical yet cat-like quickness and instincts have him always around the ball... Has played in 30 career games with 16 starts... Owns 77 career tackles, 7.5 sacks, two forced fumbles and one fumble recovery... Posted 65 tackles and was third on the team with 6.5 sacks in his first full season as a starter in 2000.

2000: Started in all 16 regular season games and one postseason game at DT... Season totals included 65 tackles, 6.5 sacks, four other tackles for loss, one forced fumble and one fumble recovery... Teamed with All-Pro Warren Sapp to combine for 23 sacks, the most of any tackle combination in the league... Recorded four tackles and two hurries in his first career start at New England (9/3)... Had four tackles and a career-high 2.5 sacks at Detroit (9/17) in his third start... Tallied five tackles vs. the Jets (9/24)... Was a difference maker in Washington (10/1), recording three tackles, one sack and one forced fumble... Notched seven tackles and one sack at Minnesota (10/9)... Netted six tackles and one sack versus Detroit (10/19)... Had three tackles and a sack at Atlanta (11/5)... Racked up five tackles in a win over Buffalo (11/26)... Posted a career-high 12 tackles and one fumble recovery in the regular season finale at Green Bay (12/24)... Notched six tackles in

NFC Wild Card game against Philadelphia (12/31).

1999: Played in 14 games, plus both playoff contests... Collected 12 tackles, one sack and one forced fumble... Made NFL debut in season-opener against Giants (9/12)... Recorded first two career tackles at Philadelphia (9/19), helping Buccaneers rack up nine sacks... Missed the next two games (Denver, 9/26; at Minnesota, 10/3) with a left ankle sprain... Returning to action at Green Bay (10/10), posted one tackle and a forced fumble... Lined up at FB in goal-line situations at Detroit (10/31) and New Orleans (11/7)... Collected first career NFL sack, dropping QB Jon Kitna for a six-yard loss in 16-3 win at Seattle (11/28)... Sack knocked Seahawks out of FG range... Notched one tackle at Oakland (12/19) and in 29-10 win over Packers (12/26)... Saw most extensive action of the season in season finale at Chicago (1/2), replacing an injured Brad Culpepper (heel)... Collected career-best three tackles as Bucs clinched division title with 20-6 victory... Played in both playoff contests, registering one tackle in NFC Championship Game at St. Louis (1/23)... Drafted by Tampa Bay in the first round (15th overall) of the 1999 NFL Draft.

College: Started all four years at LSU, racking up 252 tackles (55 for loss) and 17 sacks... Earned first-team All-America honors from the Associated Press as a **senior**, notching 61 tackles (18 for loss), eight sacks and one forced fumble from the NG slot... Also earned first-team All-SEC honors... Posted season-high nine tackles versus Alabama... Collected 52 tackles (10 for loss) and six sacks as a **junior**, lining up at RDT... Named Tigers' Defensive MVP as a **sophomore**, racking up 63 tackles (14 for loss) with one sack, one forced fumble and one fumble recovery... Earned second-team all-conference honors... Posted career-high

Xtra Points

Anthony earned money as a teen by chopping wood after school in his hometown of Winnsboro, Louisiana.

11 tackles against Tulane and Alabama... Earned Peach Bowl MVP honors versus Clemson, recording five tackles, a sack and a fumble recovery... Named SEC's **Freshman Co-Defensive Player of the Year** by the *Knoxville News-Sentinel*... Recorded career-best 76 tackles (13 for loss), two sacks, two fumble recoveries and a forced fumble... Earned a degree in business management.

Personal: Single, splits offseason between Tampa and Winnsboro, Louisiana...As a prep star at Winnsboro High School, was a first-team Class 3A all-state choice as a senior and a two-time all-district honoree... In junior and senior seasons combined, amassed 249 tackles, 26 sacks and 36 stops behind the line of scrimmage... As a teen, earned money by chopping wood after school... Still answers to childhood nickname of "Booger"... Full name is Anthony Darelle McFarland, born December 18, 1977, in Winnsboro, Louisiana.

Buccaneers Statistics

YEAR	TEAM	TACKLES				TURNOVERS				SACKS		
		G-S	ST	AT	TT	FF	FR	INT.	YDS.	PD	NO.	YDS
1999	Tampa Bay	14-0	8	5	13	1	0	0	0	0	1.0	6.0
2000	Tampa Bay	16-16	36	29	65	1	1	0	0	0	6.5	44.5
TOTALS		30-16	44	34	78	2	1	0	0	0	7.5	50.5
PLAYOFFS		3-1	2	5	7	0	0	0	0	0	0.0	0.0

Single-Game Highs

Tackles: 12, at Green Bay, 12/24/00

Sacks: 2.5, at Detroit, 9/17/00

95

JOHN McLAUGHLIN

Defensive End

HT: 6-4
WT: 247
BORN: 11/13/75
NFL: 3RD YEAR
ACQUIRED: D5, 1999
COLLEGE: CALIFORNIA

Pro: A special teams kamikaze who can change a game's complexion instantaneously... Has tallied 18 special teams tackles in his first two NFL seasons.

2000: Played in six regular season games and playoff contest... Saw action primarily on special teams... Made season debut at Washington (10/1)... Recorded a career-high four special teams tackles against Atlanta (11/5) and blocked a punt.

1999: Played in 12 games as a rookie, missing four contests with a right shoulder sprain... Posted one tackle and 14 special teams stops... Saw initial NFL action against Giants (9/12), recording one special teams stop... Named NFC Special Teams Player of the Week after 13-10 win over Denver (9/26)... Posted career-best two special teams tackles and downed Mark Royals' punt inside the Broncos' five-yard line... Blocked K Gary Anderson's 37-yard FG attempt at the beginning of the fourth quarter to set up Tampa Bay's second TD at Minnesota (10/3)... Marked Tampa Bay's first blocked FG since 12/7/97... Recorded one special teams tackle at Green Bay (10/10)...

Xtra Points

While attending the University of California, John worked as a bodyguard for Madonna during an AIDS benefit at Universal Studios.



VETERANS

Missed next four games due to right shoulder sprain... Returned to the lineup against Atlanta (11/21), registering two special teams stops... Notched two open-field tackles of PR Desmond Howard in 23-16 win over Detroit (12/12)... Posted first career tackle at Oakland (12/19), subbing for DE Steve White... Had two special teams tackles in division-clinching win at Chicago (1/2)... Recorded one special teams tackle before suffering a left-hand fracture in the fourth quarter of divisional playoff win over Washington (1/15)... Returned to play in the NFC Championship Game at St. Louis (1/23)... Drafted by Tampa Bay in the fifth round (150th overall) of the 1999 NFL Draft.

College: Played two seasons at Cal after transferring from Notre Dame... Started all 11 games at end as a **senior**, collecting a career-high 38 tackles (10 for loss)... Added three sacks and five passes defended... Posted career-high seven stops in season finale versus Stanford... Started seven of 11 games as a **junior**, recording 26 tackles and two sacks... Earned first-team All-Pac-10 honors on special teams and won Golden Bears' Most Valuable Special Teams Player award... Redshirted in 1996 after transferring from South Bend... Posted 14 tackles and three sacks as a **sophomore** for the Irish... Played primarily on special teams as a **freshman**... Majored in mass communications.

Personal: Single, lives in Tampa... First-team all-state choice as an all-around prep star at Hart High School in Newhall, California... Played TE, WR, CB, K and kick returner while also excelling on Newhall's track and baseball squads... On defense as a senior, recorded 118 tackles, three interceptions and three fumble recoveries... On offense, had 23 catches for 429 yards and four TDs... On special teams, returned a kickoff 95 yards for a score... Full name is John Raymond McLaughlin, born November 13, 1975, in Cleveland, Ohio.

Buccaneers Statistics

YEAR	TEAM	TACKLES			TURNOVERS				SACKS			ST TACKLES			
		G-S	ST	AT	TT	FF	FR	INT.	YDS.	PD	NO.	YDS	S	A	T
1999	Tampa Bay	12-0	1	0	1	0	0	0	0	0	0	0	12	2	14
2000	Tampa Bay	6-0	0	0	0	0	0	0	0	0	0	0	3	1	4
TOTALS		18-0	1	0	1	0	0	0	0	0	0	0	15	3	18
PLAYOFFS		3-0	0	0	0	0	0	0	0	0	0	0	1	0	1



Tight End



DAVE MOORE

HT: 6-2
WT: 258
BORN: 11/11/69
NFL: 9TH YEAR
ACQUIRED: FA, 1992
COLLEGE: PITTSBURGH



Pro: Solid blocker who has a knack for finding the end zone... Precise route runner who always seems to find the seam in a defense... Secured a starting role over the past three seasons after seeing mostly backup duty in his first five professional campaigns... Signed a three-year contract on March 20, 2000... Ranks fifth on the team's all-time receiving TD list with 20... Those 20-career TD receptions account for 13.9% of his 144 catches... That percentage is the highest among all Buccaneer players who have had at least 40 receptions... Has played in 103 consecutive games, second-best among active Buccaneer players... Has missed just two games since joining the Buccaneers... Entered the league with Miami in 1992.

2000: Started all 16 games for the third consecutive season, plus one playoff game... Recorded career-highs in receptions (29) and yards (288)... His three touchdown catches

were third on the team... Had one reception for six yards at New England (9/3)... Helped open gaping holes as the Bucs ran for 156 yards in a win over Chicago (9/10)... Made a magical one-handed three-yard touchdown reception against the Jets (9/24)... Led a valiant comeback attempt against Washington (10/1) with a season-high four catches for 47 yards... Helped turn back Minnesota (10/29) by grabbing two balls for 27 yards, including a 20-yard score... Scored in Atlanta (11/5) on a one-yard reception and totaled two catches for 11 yards... Had three receptions for a season-high 57 yards in a win over Green Bay (11/12)... Suffered a concussion after his second reception but still returned in the fourth quarter... Caught two balls for 25 yards versus Chicago (11/12)... Tallied three catches for 17 yards in a win over Buffalo (11/26)... Snared three balls for 26 yards in frigid Green Bay (12/24)... Had two catches for 12 yards in the team's playoff game at Philadelphia (12/31).

Xtra Points

Dave teamed with FB Mike Alstott during the offseason to open a restaurant called "Island Way Grill" in Clearwater, Florida.

1999: Started all 16 games for the second consecutive season, plus both playoff contests... Caught 23 passes for a career-high 276 yards and a career-best five TDs... His five scoring grabs paced the club... Played in 100th career game in the season-opener against the Giants (9/12), catching two passes for 27 yards, including a one-yard TD... Caught two passes for 23 yards at Philadelphia (9/19)... Posted a season-high four receptions for 58 yards and one TD at Minnesota (10/3)... Hauled in a 26-yard scoring strike from QB Trent Dilfer... Also snagged his 100th career reception with an eight-yard catch in the fourth quarter... Caught three passes for a season-high 56 yards in 17-10 win over Kansas City (11/14)... Scored on a 35-yard catch, stiff-arming Chiefs S Jerome Woods en route to the end zone... Suffered a bruised right shoulder the following week against Atlanta (11/21) but returned... Caught two passes for 31 yards in 16-3 win at Seattle (11/28), including 26-yarder that set up a FG... Made a leaping, one-yard TD grab that proved to be the winning score in 24-17 Monday Night win over Vikings (12/6)... Posted three catches for 26 yards at Oakland (12/19)... Hauled in a 20-yard reception to set up a FG in 29-10 win over Packers (12/26)... Put the finishing touch on Tampa Bay's first division title in 18 years at Chicago (1/2)... Hauled in a one-yard scoring toss from QB Shaun King, giving Bucs a 20-6 lead in the fourth quarter... Caught two passes for 32 yards in divisional playoff win over Washington (1/15)... Both grabs occurred on Tampa Bay's third-quarter TD drive that ignited a 14-point comeback... Had one catch for eight yards in NFC Championship Game at St. Louis (1/23).

1998: Finished season ranked fourth among Bucs in receptions with 24 for 255 receiving yards... Also placed fourth on the team with four TDs... Did not miss a game for the fourth consecutive season... At Green Bay (9/13), snared his first TD of the season on a two-yard fourth-quarter reception... Made one of the most memorable plays of the season against Chicago (9/20), hauling in a spectacular one-handed reception for a career-long 44-yard TD reception... Recorded three first-down catches for 43 yards vs. Tennessee (11/8)... Capitalized on his lone reception of the day versus Detroit (11/22), recording an eight-yard TD catch... Opened scoring with an eight-yard TD catch on the Bucs' initial drive among three receptions for 23 yards at Washington (12/19).

1997: For third consecutive season, did not miss a game... Started six regular-season contests and both playoff bouts at TE while also serving as long snapper for punts during every game... Matched previous five-year career TD total of four on 19 receptions (217 yards) and accounted for all but one of the touchdowns scored by Buc tight ends... Four receiving TDs tied receivers Reidel Anthony and Karl Williams for most on team... Scored Bucs' first TD of regular season on one-yard pass against San Francisco (8/31)... Had first of five consecutive starting assignments at Indianapolis, 11/2, and gave solid performance, finishing game as team's top receiver with a career-high six catches for 53 yards, and a score... As starting TE at Atlanta (11/9), caught third TD of season... Reeled in team-high three passes for season-best 55 yards at New York Giants (11/30)... Due to neck strain suffered during Green Bay game (12/7), did not play TE at New York Jets (12/14) but still snapped for punts... During postseason contest at Green Bay (1/4), started at TE and led receiving corps in yardage with 54 on three catches.



VETERANS

1996: Enjoyed productive season, doubling previous personal bests for receptions (27) and yards (237) in a season... Three TD catches were good for fourth on the team's scoring list... Played in every game for second consecutive season, equaling '95 start total of eight... Became valuable contributor on offense in mid-season while filling in as primary TE for injured starter Jackie Harris... Had string of four starts against Arizona (10/20), Green Bay (10/27), Chicago (11/3) and Oakland (11/10)... Caught second career TD in Packer contest... Following week against Bears (11/3), set season high marks with five receptions for 62 yards and a score... Grabbed a season-long 23-yarder among three receptions for 38 yards at San Diego (11/17)... In season finale versus Chicago (12/22), caught a two-yard TD pass.

1995: For first time of career, played in all 16 games with eight starts at FB/H-back... Posted 13 receptions for 102 yards... Had previously accumulated a total of just nine catches in three years... Also had one rush for four yards and three special teams tackles... Played H-back for much of season and had only career rush (gained four yards) versus Cincinnati (10/8)... Had two receptions plus two special teams tackles at Houston (10/29).

1994: Played in 15 games with five starts, missing second Chicago game (11/6) due to ankle sprain... All five starts came in season's final six games when Bucs opened in double-TE formation... Caught four balls for 57 yards (14.3 avg.) and also had pair of special teams tackles... Had season-long 18-yard reception in season finale against Packers (12/24).

1993: Saw action in 15 games and made one start in first full season with Tampa Bay... Totaled four receptions for 47 yards (11.8 avg.) with one score... Added four special teams tackles (3, 1)... Scored first NFL touchdown on 19-yard pass from QB Craig Erickson in 17-10 win at Denver (12/26).

1992: Spent most of rookie campaign bouncing on and off Dolphins' roster... Was waived by Miami on final cutdown (8/31) and signed to practice squad one day later... Was cut from practice squad (9/16) before being re-signed to it the following month (10/21)... Activated to Dolphins' 47-man roster (10/23), played first NFL game against Indianapolis (10/24) and was then waived (10/28)... Was re-signed once more to practice squad (10/28) and was subsequently released (11/18)... Signed to Bucs' practice squad (11/24) and was eventually placed on active roster (12/4)... Played final four games for Bucs with two starts... First NFL reception came on 10-yard pass from QB Vinny Testaverde in game with 49ers (12/19)... Drafted by Dolphins in seventh round (191st overall) in 1992.

College: Played four seasons at Pittsburgh, beginning Panther career as a FB before sophomore shift to TE... Pitt statistics included 89 receptions for 1,023 yards (11.5 avg.) with five TDs... Ranked seventh on school's all-time receptions list... Also rushed 17 times for 51 yards and returned three kickoffs for 39 yards... As a **senior**, honors included AP second-team All-Big East and was also a member of CFA's Scholar-Athlete team... Played in 11 games with 10 starts and contributed career bests in catches (team-leading 51) and yards (505) with one TD... Receptions total came within three of school record held by Bryan Thomas (54 in 1982)... Appeared in all 11 games with four starts as a **junior**, totaling 32 grabs for 399 yards (12.5 avg.) and career-best three TDs... In **sophomore** campaign, played in all 11 games and earned five starts... Caught six passes for 119 yards (19.8 avg.) with one TD... Played in six games as a **freshman** fullback and had 15 carries for 46 yards (3.1 avg.)... Holds B.A. in administration of justice.

Personal: Married to Ann Marie, couple lives in Madeira Beach with daughter Halee (4/24/96) and son Jake (5/12/99)... Teamed with FB Mike Alstott to open a restaurant called "Island Way Grill" in Clearwater... Hobbies include fishing, boating and all water sports... Attended Roxbury High School in Succasunna, New Jersey, lettering in football, basketball, baseball and track... High school All-America as a senior... Full name is David Edward Moore, born November 11, 1969, in Morristown, New Jersey.

NFL Statistics

YEAR	TEAM	G-S	NO.	RECEIVING				TD	NO.	RUSHING				ST TACKLES		
				YDS.	AVG.	LG	TD			YDS.	AVG.	LG	TD	S	A	T
1992	Miami/T.B.	5-2	1	10	10.0	10	0	0	0	0.0	0	0	0	0	0	0
1993	Tampa Bay	15-1	4	47	11.8	19	1	0	0	0.0	0	0	3	1	4	
1994	Tampa Bay	15-5	4	57	14.3	18	0	1	4	4.0	4	0	1	1	2	
1995	Tampa Bay	16-8	13	102	7.8	21	0	0	0	0.0	0	0	1	2	3	
1996	Tampa Bay	16-8	27	237	8.8	23	3	0	0	0.0	0	0	0	0	0	
1997	Tampa Bay	16-6	19	217	11.4	28	4	0	0	0.0	0	0	3	2	5	
1998	Tampa Bay	16-16	24	255	10.6	44t	4	0	0	0.0	0	0	0	0	0	
1999	Tampa Bay	16-16	23	276	12.0	35t	5	0	0	0.0	0	0	0	0	0	
2000	Tampa Bay	16-16	29	288	9.9	28	3	0	0	0.0	0	0	0	0	0	
TOTALS		131-78	144	1,489	10.3	44	20	1	4	4.0	4	0	8	6	14	
PLAYOFFS		5-5	8	106	13.3	28	0	0	0	0.0	0	0	0	0	0	

87

FRANK MURPHY

Wide Receiver



HT: 6-0

WT: 206

BORN: 2/11/77

NFL: 1ST YEAR

ACQUIRED: FA, 2000

COLLEGE: KANSAS STATE



Pro: Receiver who showed flashes of brilliance returning kickoffs in his rookie season... Was signed to the Buccaneer practice squad on August 28, 2000... Possesses blazing speed that makes him a threat to go the distance... Played running back in college and is looking to make the transition to WR in the NFL... Signed to the Bucs' active roster on November 22, 2000... Was a sixth-round draft pick of the Bears (170th overall) in 2000 draft.

2000: Signed to the practice squad August 28 following his release from Chicago on August 27... Elevated to the Bucs' active roster on November 22... Was inactive against Buffalo (11/26)... Returned two kickoffs for 24 yards in his NFL debut versus Dallas (12/3).

College: Played two seasons at Kansas State after transferring from Garden City Community College... Talled 798 rushing yards on 152 carries (5.3 avg.) with 11 TDs in his two seasons... Had 15 kickoff returns for a 27.3 average... As a **senior**, finished second on team with 541 yards on 97 carries (5.6 avg.) and six TDs... Also caught six passes and returned seven kickoffs for 199 yards... As a **junior**, finished fourth on team with 257 rushing yards (4.7 avg.) and five TDs... As a **sophomore**, earned National Junior College Athletic Association first-team All-America and National Player of the Year honors at Garden City CC... Racked up 1,370 rushing yards on 210 carries (6.5 avg.) with 26 TDs... As a **freshman**, played wide receiver at Itawamba Community College in Fulton, Mississippi before transferring to Garden City... Sat out 1996 season... Originally signed with South Carolina out of high school... Majored in business at Kansas State.

Xtra Points

Frank earned NJCAA first-team All-America and National Player of the Year honors at Garden City Community College.

Personal: Single... Named an All-America, All-State and Nassau County Player of the Year selection as a running back and return specialist as a senior at West Nassau High in Callahan, Florida... Amassed 1,200 yards and 20 TDs as a senior... Born February 11, 1977, in Jacksonville, Florida.



49

Tight End



RANDY PALMER

HT: 6-4

WT: 235

BORN: 11/12/75

NFL: 2ND YEAR

ACQUIRED: FA, 2001

COLLEGE: TEXAS A&M - KINGSVILLE



Pro: Physical blocking tight end who is a solid run blocker and a capable pass-catching target... Will vie for a spot on Tampa Bay's roster as a backup TE and a special teams contributor... Signed as a free agent on January 3, 2001... Spent the offseason with NFL Europe's Scottish Claymores.

2000: Originally signed to Tampa Bay's practice squad on December 22... Was released from the practice squad on December 26... Signed to Oakland Raiders' practice squad on September 5 but was later released on October 31.

1999: Saw first NFL action after being claimed off waivers by the Browns on 9/6... Played in three games before being placed on injured reserve with a knee injury on (11/16)... Made NFL debut against the Baltimore Ravens (9/26)... Played in the following two regular season games as a reserve tight end and on special teams versus New England (10/3) and Cincinnati (10/10)... Was inactive the next five regular season contests before being placed on injured reserve on November 16... Originally signed as an undrafted free agent by Oakland on April 23 but was later released on September 5.

College: Four-year letterman and four-year starter at Texas A&M-Kingsville... Posted 33 career receptions for 451 yards and three TDs... Earned first-team All-America honors from *Successful Farming Magazine* as a senior... Posted nine receptions for 186 yards, including a 66-yard catch... Was a Lone Star Conference All-Academic recipient four consecutive years... Majored in kinesiology.


Personal: Lettered in football at Pleasanton High School in Pleasanton, Texas... Received All-Southwest Texas honors at quarterback as a senior... Also lettered in track and basketball, where he earned all-district honors... Member of the National Honor Society... Born November 12, 1975, in Pleasanton, Texas.

Xtra Points

Randy is the sixth player in Buccaneer history to come out of Texas A&M-Kingsville.


Buccaneers Consecutive Victories

Most Overall	6	12/22/96—9/28/97 11/7/99—12/12/99	At Home	8	9/26/99—9/10/00 10/13/96—9/28/97
	5	9/1/79—9/30/79 12/26/99—9/17/00		5	12/21/97—11/1/98 9/5/81—11/1/81
	4	11/27/94—12/18/94 9/24/95—10/15/95	4	11/29/82—1/2/83	
	Start of Season	5	8/31/97—9/28/97 9/1/79—9/30/79	On Road	3
3		9/3/00—9/17/00	2		eight times
2		9/7/80—9/11/80			
		9/6/92—9/13/92			



PETE PIERSON

HT: 6-5
WT: 315
BORN: 2/4/71
NFL: 7TH YEAR
ACQUIRED: D5, 1994
COLLEGE: WASHINGTON



Pro: Consummate veteran who has provided stability at the left tackle position... Was primarily a backup tackle and special teams contributor in his first five years with the Buccaneers before starting 15 games a year ago... Only player remaining from the Bucs' 1994 draft class... Durable lineman who has played in 84 career games, including 21 starts.

2000: Started a career-high 15 games... Was instrumental throughout the season in the run game as the Bucs' amassed 2,066 yards and set a club-record with 4.2 yards per carry... Started in season opener at New England (9/3), his first regular season start since 1996... Provided ample protection for Shaun King to spread the ball to six receivers in a win over Chicago (9/10)... Helped Bucs' backs rush for 120 yards at Detroit (9/17)... Opened large holes for Bucs' running backs to average 5.7 yards on 19 carries against Detroit (10/19)... Protected King's backside against Minnesota (10/29), allowing the QB to throw for a career-high four TDs... Helped Bucs' set a club-rushing mark (250 yards) in a domination of Dallas (12/3)... Sustained a left calf strain in Miami (12/10) and left the game... Was inactive against St. Louis (12/18)... Returned to action against Green Bay (12/24) but was hampered with a lower back strain... Saw action as a backup in playoff game at Philadelphia (12/31).

Xtra Points

Pete was an accomplished basketball player at David Douglas High School in Portland, Oregon, making the Oregon All-Star team during his senior year.

1999: Played in 15 games, seeing most extensive action since 1996 after starting at LT in place of the injured Paul Gruber (knee) for Tampa Bay's two postseason contests... Spent majority of the season participating on the PAT, FG and punt units... Stepped in for Gruber at LT in the third quarter of division-clinching win at Chicago (1/2)... Provided key blocks during two crucial scoring drives that resulted in 10 points and helped secure Tampa Bay's first division title in 18 years... Recorded first start in more than three years (9/26/96 vs. Detroit) in divisional playoff win over Washington (1/15)... Helped rookie QB Shaun King set a club playoff record with 15 completions... Also started the following week in the NFC Championship Game at St. Louis (1/23).

1998: Played in all 16 games for the first-time in his career... Saw most extensive game action at LT, relieving starter Paul Gruber in the first half at Minnesota (9/6)... Saw brief action on the offensive line, helping clear way for FB Mike Alstott's one-yard TD run in the fourth quarter versus New York Giants (10/4)... Spent majority of the remainder of the season participating on the PAT, FG and punt units.

1997: Appeared in 15 regular season games and one playoff contest... Played on FG and PAT units in each of those bouts... Enjoyed only offensive line action of season in backup tackle role at Atlanta (11/9)... Was declared inactive for second Green Bay game (12/7) and wild card match-up against Detroit (12/28)... Played in first post season contest of career during divisional playoff game at Green Bay (1/4).

1996: Played in 11 games with two starts at LT, was inactive for two contests and did not play in another... Released in team's initial training camp roster cut-down (8/18) but was



VETERANS

re-signed on 9/10 when starting LT Paul Gruber suffered knee sprain in season's second game at Detroit (9/8)... Saw initial game action on special teams unit in following week's game at Denver (9/15)... Inserted into starting lineup at LT for next two games at Seattle (9/22) and versus Detroit (9/29)... Spent limited time as a sub on offensive line the remainder of season and participated on special teams.

1995: Played in 12 games with four starts for Buccaneers... Was inactive for three games and DNP in season opener against Eagles (9/3)... Made first regular season NFL appearance following hand injury to RT Scott Dill at Cleveland (9/10)... Earned first league start in following week's contest against Chicago (9/17)... Also started for Dill (ankle) at Minnesota (12/3)... Started season's final two games against Bears (12/17) and Lions (12/23).

1994: Waived on final roster trim (8/28) and claimed off waivers by Chiefs (8/29)... After being waived by Chiefs (8/31), was signed to Bucs' practice squad (9/2)... Spent first 11 games on practice squad before being signed to active roster (11/22)... Was on inactive list for remaining five games of season... Drafted by Buccaneers in fifth round (136th overall) in 1994.


College: Played four seasons at Washington and was member of three Rose Bowl teams... Started all 11 games as a **senior** and earned Honorable Mention All-America and second-team All Pac-10 honors... Also earned school's Lineman of the Year award... Led blocking for Napoleon Kaufman who ran for 1,299 yards... Appeared in all 11 games at both LT and RT in **junior** campaign... In **sophomore** season, saw action in all 11 matches as reserve tackle for national co-champions... Played in four games (California, Arizona, Stanford, Oregon) as a **freshman**... Was redshirted as 1989 incoming freshman... Holds B.S. in political science.

Personal: Married to Michelle, couple lives year-round in Tampa with daughter Hannah... Couple is a frequent contributor to Toys for Tots... Hobbies include golf, music and going to movies... Attended David Douglas High School in Portland, Oregon lettering in football, basketball and track... Played both offensive tackle and defensive end in H.S... Was all-conference choice in three sports... Full name is Peter Samuel Pierson, born February 4, 1971, in Portland, Oregon

Buccaneers Statistics


GAMES/STARTS: 1994: 0/0, 1995: 12/4, 1996: 11/2, 1997: 15/0 (P: 1/0), 1998: 16/0, 1999: 15/0 (P: 2/2), 2000: 15/15 (P: 1/0)
7-YEAR TOTALS: 84/21 (P: 4/2).

P = Playoffs



SHELTON QUARLES

Linebacker



HT: 6-1
WT: 225
BORN: 9/11/71
NFL: 5TH YEAR
ACQUIRED: FA, 1997
COLLEGE: VANDERBILT



Pro: Sure tackler who possesses a motor that is always running... One of the Bucs' all-time great special team performers... Earned starting strongside role two seasons ago... Has started in 27 games and recorded 126 tackles over the past two campaigns... His 31 special teams tackles in 1999 are a club record... Seen his role on special teams diminish as he has become a defensive stalwart... Played two years in the CFL prior to making the jump to the NFL.

2000: Played in 14 games with 13 starts at strongside linebacker... Also started one playoff contest... Ended the year with career-highs in tackles (69) and passes defended (4)... Added two sacks, one other tackle for loss, one interception and two fumble recoveries... Had seven tackles and one sack at New England (9/3)... Tallied a career-high nine tackles versus the Bears (9/10) and added one fumble recovery... Recorded six tackles and forced a fumble at Detroit (9/17)... Notched his 100th career tackle against the Jets (9/24)... Posted six tackles and one special teams tackle in Washington (10/1)... Against Detroit (10/19), was placed on inactive list due to a groin injury ... Re-aggravated groin injury vs. Minnesota (10/29) and did not play in second half... Returned from injury against Green Bay to record three tackles and two passes defended (11/12)... Had five tackles, one sack and one pass defended in a win over the Bills (11/26)... Recorded first career interception, along with four tackles and one pass defended at Miami (12/10)... Forced to move to WLB when Derrick Brooks got injured and still racked up five tackles at Green Bay (12/24)... Had a solid playoff game at Philadelphia, finishing with seven stops (12/31).

Xtra Points

Shelton served as Tampa's official spokesperson for the American Heart Walk.

1999: Won the starting strongside LB slot in camp and started 14 games, plus both playoff contests... Did not start at Seattle (11/28) and vs. Minnesota (12/6), when Bucs opened with extra DB... Established career-highs in tackles (57) and passes defended (3)... Also set a Buccaneer record with 31 special teams tackles... Recorded first career start against the Giants (9/12), notching two tackles and a special teams stop... Collected six tackles at Philadelphia (9/19)... Had a career-high eight tackles and two special teams stops at Minnesota (10/3)... Posted five tackles at Green Bay (10/10)... Registered five tackles and two special team stops in 17-10 win over Kansas City (11/14)... Collected five tackles and four special teams stops against Atlanta (11/21)... Had three tackles at Seattle (11/28) before leaving with a left thigh contusion... Tied Sam Anno's club mark with five special teams tackles in 24-17 Monday Night win over Vikings (12/6)... Also recovered a fumble on a punt return that led to the game-winning TD... Recorded four tackles and two special teams stops in division-clinching win at Chicago (1/2)... Posted three tackles and one special teams stop in divisional playoff victory over Washington (1/15)... Collected two stops and one pass defended in NFC Championship Game at St. Louis (1/23).

1998: Saw extensive action at LB, recording 13 tackles... Special teams standout who led Tampa Bay in tackles with 20 (17 solos) for the second consecutive year... Recorded at least one special teams tackle in 14 of 16 games... At Minnesota (9/6), registered two special teams stops and posted one unassisted tackle as a backup LB ... At Detroit (9/28), saw majority of action on special teams, making a tackle and forcing a fumble by Lions' PR Terry Fair... As a backup LB at Chicago (11/29), recorded his first career QB sack along with a career-best five tackles (two solo)... Notched three tackles as a backup LB and one special teams hit in a Monday Night victory over Green Bay (12/7)... Led the Bucs special teams unit with three tackles at Washington (12/19).

1997: Spent first pro season as backup to starting WLB Derrick Brooks... Saw limited action at LB, but contributed heavily on special teams during all 16 games and two playoff contests... Registered five defensive tackles and led Bucs special teams with 16 stops and two fumble recoveries... Against Minnesota (10/26), posted three hits and pinned Vikings punt returners inside their own seven-yard line on two occasions... Had spectacular day on special teams and contributed first two defensive tackles of career in victory at Atlanta (11/9)... Helped set up two Buccaneer TDs by recovering two of Falcons PR Todd Kinchen's fumbles, one in first quarter and one in final period... Became second Buc player (after WR Karl Williams) in two weeks to earn NFC Special Teams Player of the Week honors... Subbed at LB and recorded one tackle per game against New England (11/16) and New York Jets (12/14)... Recorded season-best four special teams stops and one defensive tackle in finale against Chicago (12/21)... Notched two special teams hits in post season play.



VETERANS

1995-96: Spent two seasons with Canadian Football League's British Columbia Lions... In 1995, led Lions and finished 14th in CFL in tackles with 72.

1994: Signed as college free agent with Miami Dolphins on 4/29 before being waived by team during training camp (8/15).

College: As four-year starter for Vanderbilt, amassed 388 tackles, 7.5 sacks, two INTs, six forced fumbles and six fumble recoveries... Recorded 99 tackles (70 solo), three sacks, seven tackles for loss, two interceptions, one forced fumble and one fumble recovery in route to earning second-team all-Southeastern Conference honors as a **senior**... Closed collegiate career with 23 tackles (16 solo), a sack, a FR and a FF against Tennessee... As a **junior**, contributed 106 hits, two sacks and a fumble recovery... Stood out as one of four collegians to win National Achievement Award from the National Association of Academic Advisors... During **sophomore** season, ranked third on team with 74 tackles to go with a career-high 3.5 sacks, four fumble recoveries and five forced fumbles... As a **freshman**, named to SEC's All-Freshman team after earning starting LB spot and contributing career-high 109 tackles... Holds bachelor's degree in human and organizational development.

Personal: Married Damaris during the 1999 offseason... Couple splits offseason between Tampa and Nashville with their daughter, Gabriela Nicole (8/29/00)... Heavily involved in volunteer recruitment and fundraising efforts for the Big Brothers/Big Sisters organization, and adopted a Little Brother in 1997... Named first-team all-state as a senior at Whites Creek (TN) High School... Prep career totals of 550 tackles and 30 sacks include 303 stops and five interceptions as a senior... Also member of National Honor Society... Full name is Shelton Eugene Quarles, born September 11, 1971, in Nashville, Tennessee.

Buccaneers Statistics

YEAR	TEAM	G-S	TACKLES			TURNOVERS					SACKS		ST TACKLES		
			SOLO	AST.	TOT.	FF	FR	INT.	YDS.	PD	NO.	YDS	S	A	T
1997	Tampa Bay	16-0	3	2	5	0	0	0	0	0	0.0	0	9	7	16
1998	Tampa Bay	16-0	6	7	13	0	1	0	0	0	1.0	7	17	3	20
1999	Tampa Bay	16-14	27	30	57	0	1	0	0	3	0.0	0	17	14	31
2000	Tampa Bay	14-13	43	26	69	0	2	1	5	4	2.0	4	1	0	1
TOTALS		62-27	79	65	144	0	4	1	5	7	3.0	11	44	24	68
PLAYOFFS		5-3	9	3	12	0	0	0	0	2	0.0	0	2	1	3

Additional Stats

Special Teams Fumble Recoveries: 2, at Atl., 11/9/97

Single-Game Highs

Tackles: 9, vs. Chicago, 9/10/00

Special Teams Tackles: 5, vs. Minnesota, 12/6/99

97

Defensive End



SIMEON RICE

HT: 6-5

WT: 268

BORN: 2/14/74

NFL: 6TH YEAR

ACQUIRED: UFA(AZ), 2001

COLLEGE: ILLINOIS



Pro: One of the league's top pass rushers... Signed a five-year contract as an unrestricted free agent on March 23, 2001... Spent his first five NFL seasons with the Arizona Cardinals... Led Arizona in sacks in four of his five seasons... Totaled 51.5 sacks and 263.5 tackles in his career... Played in 79 career games with 73 starts for the Cardinals... Established Arizona franchise mark with 16.5 quarterback sacks in 1999 to earn Pro Bowl berth... Ranked second

in team history with 51.5 quarterback sacks behind Curtis Greer (66)... Exceeded lofty expectations as Arizona's 1996 first-round draft choice (third overall) with one of the finest rookie seasons by a defensive end in NFL history in 1996... Equaled NFL rookie quarterback sack record of 12.5 set by San Diego's Leslie O'Neal in 1985 and then broken in 1999 by Tennessee's Jevon Kearse (14.4)... Consensus NFL defensive rookie-of-the-year in 1996... Pro Bowl alternate status as rookie... Sack total also shattered Ken Harvey's 1988 Cardinal rookie record of six and ranked third in the NFC.

2000: Contract impasse resulted in him not joining team until second week of regular season... Played in 15 games (11 starts) and recorded 30 solo tackles, 16 assists, team-best 7.5 quarterback sacks and 20 hurries, eight tackles for loss, one pass defended, one forced fumble and one fumble recovery... Did not play in season opener at N.Y. Giants (9/3) while on reserve-did not report list... Received first action of season midway through first quarter of home opener vs. Dallas (9/10)... Finished game with two tackles, including a sack and tackle for loss... Also hit Cowboy passer Randall Cunningham's arm on third-and-five from Cardinal 15-yard line as ball popped in the air, only to see Dallas running back Michael Wiley pluck the fluttering ball out of the air and run 15 yards to the end zone... Started first game of season vs. Green Bay (9/24) and posted four tackles, one assist, a pair of hurries and two tackles for loss... Had three hurries of 49er passer Jeff Garcia at San Francisco (10/1) rushing from numerous positions along the defensive line... Provided two tackles, two hurries and induced two holding calls in 29-21 win over Cleveland (10/8)... Did not start due to shoulder ailment vs. Washington (11/5) but provided one solo tackle in reserve role... Shoulder prevented him from starting at Minnesota (11/12) but made potential key play in third period with Minnesota nursing 17-7 lead... On second-and-seven at Arizona eight-yard line, slapped ball away from Viking passer Daunte Culpepper on hard outside rush and recovered the ball at the 12 yard-line as Cards drove to midfield before losing possession on a fumble as well... Finished game with three overall tackles, two hurries, and the sack/forced fumble and recovery... Impressive first half at Philadelphia (11/19) with single-game career-best three sacks of Donovan McNabb — most by Cardinal since Ken Harvey's three vs. Washington in 1993... Added two more tackles for loss as all five of his stops resulted in lost yardage... Back into starting role vs. N.Y. Giants (11/26) and provided one tackle for loss ... Active day vs. Baltimore (12/17) with four solo tackles (including one for loss,) one assist, and a hurry... Achieved season-best eight tackles including six solo stops, a sack, and a tackle for loss in season finale at Washington (12/24).



1999: Started all 16 games... Set franchise mark with 16.5 quarterback sacks (16, Curtis Greer, 1983) and finished second in NFL to St. Louis Rams Kevin Carter (17)... First Pro Bowl appearance as "need player" named by Head Coach Tony Dungy... In addition to sack total, posted 56.5 tackles (45.5 solos), team-best 24 hurries, seven forced fumbles, two tackles for loss, three passes defended, and one fumble recovery... Opened season with monster game at Philadelphia (9/12) with nine tackles that included two quarterback sacks and three forced fumbles — one of which stripped Eagle passer Doug Pedersen of the ball that tackle Jerry Drake recovered... Versatile effort vs. San Francisco (9/27) and finished with five solo tackles, one sack of passer Steve Young on first play of second quarter to force a punt, and three hurries... Nailed Giant passer Kerry Collins for six-yard sack on Giants' first play of second half at Meadowlands (10/10), then added another drop late in the game near midfield along with three tackles and a hurry... Three hurries vs. Washington (10/17)... Supplied constant pressure with two sacks and five combined tackles vs. New England (10/31)... Second consecutive two-sack game with five tackles and a pair of drops of Jet passer Rick Mirer in second quarter at N.Y. Jets (11/7)... Outstanding effort at N.Y. Giants (11/28) with three tackles, forced fumbles on both sacks of Giant passer Kerry Collins, recovering one of the loose footballs, and two hurries... Key effort vs. Philadelphia (12/5) with three tackles, three hurries, and one timely sack after Eagles marched inside the 20-yard line with a resulting forced fumble that linebacker Rob Fredrickson recovered at the Cards' 19-yard line to end scoring threat... Managed a hurry and sacked passer Doug Flutie vs. Buffalo (12/19)... Three



VETERANS

solo stops and a hurry at Atlanta (12/26)... Finished finest NFL season at Green Bay (1/2) by sacking Packer passer Brett Favre twice, once on a third-quarter scramble and again in the fourth quarter when he slapped the ball out of Favre's hand.

1998: Returned to rookie-season form to lead club in sacks (10), quarterback pressures (23), and recovered fumbles (4)... Also deflected five passes and forced one fumble... Finished season with 29 solo tackles and 12 assists as 16-game starter... Four two-sack games... After just five combined tackles in first two games, splashed vs. Philadelphia (9/20) with four tackles, two sacks, one fumble recovery and 10-yard return, and four hurries... The recovery and return set up the go-ahead touchdown late in 17-3 victory in home opener vs. Eagles... Four tackles and a third-quarter sack in win at St. Louis (9/27)... Another active game vs. Oakland (10/4) as a down lineman and upright end with four tackles and two deflected passes... Also added three hurries and four quarterback hits... Three tackles in win over Chicago (10/11) and returned a Curtis Enis fumble 29 yards to the Bear 21-yard line to set up 10-0 Card lead... Monster game at Detroit (11/1) with two sacks, four hurries, and one forced fumble and recovery... Another productive game vs. Washington (11/8) with six combined tackles, including his second consecutive game with two sacks... In rematch with Redskins at Washington (11/22), peppered 'Skins with two sacks, had a third negated by penalty, and posted five hurries... Two solo tackles vs. N.Y. Giants (12/6) but missed majority of defensive snaps in second half after rib injury... Pushed season sack total to 10 vs. New Orleans (12/20) with drop of Saint passer Kerry Collins... Just one solo tackle from scrimmage vs. San Diego (12/27) but made key fumble recovery in third quarter... Although just one assisted tackle, pressured Dallas passer Troy Aikman numerous times and registered four hurries in playoff win at Dallas (1/2)... One solo stop in divisional playoff loss at Minnesota (1/10).

1997: Started all but the season finale... Battled through effects of training-camp virus when he lost 15 pounds and missed the entire preseason... Finished sophomore season with 58 tackles (32 solo), five quarterback sacks, team-high 18 hurries, four tackles for loss, one interception, and one forced fumble... Also knocked down six passes at the line of scrimmage... Three sacks in first two games pushed his 20-game total to 15.5 sacks, just one sack short of O'Neal's league best of 16.5 sacks in his first 20 NFL games (1985-86)... Hospitalized in Phoenix with virus two days into training camp... Though stamina was a concern due to the virus, still managed three tackles and a sack in season opener at Cincinnati (8/31)... Eight tackles in victory vs. Dallas (9/7), highlighted by two sacks... Four stops at Tampa Bay (9/28)... Notched fourth sack of the season and added two tackles vs. Minnesota (10/5)... Seven tackles and a diving interception in the first quarter at Philadelphia (10/19)... Productive and active day vs. Tennessee (10/26) with seven tackles, four hurries, and one deflected pass... Contributed to victory over Philadelphia (11/2) with seven tackles, one sack, two quarterback hurries, two tackles for loss, one deflected pass and one forced fumble... Posted five overall tackles and logged five hurries at Baltimore (11/23)... Three assists and a pair of hurries vs. Pittsburgh (11/30)... Finished season with no tackles in final three games vs. Washington (12/7), at New Orleans (12/14), and vs. Atlanta (12/21), the first times in his career he had been shut out of the tackle column.

1996: Played in 16 games with 15 starts... Season statistics included 37 solo tackles and 28 assists for 65 combined tackles, 12.5 sacks, 11 hurries, six tackles for loss, one fumble recovery, two forced fumbles and three passes defensed... Named NFL defensive rookie-of-the-month for September, collecting 18 tackles, five sacks, six hurries, two tackles for loss, one forced fumble and one fumble recovery... Opened NFL career at Indianapolis (9/1) in grand fashion, nailing Colt running back Marshall Faulk for a two-yard loss on the first play of the game... Added three hurries... Followed with five tackles and his first NFL sack vs. Miami (9/8)... Another sack at New England (9/15)... Third sack and a fumble recovery at New Orleans (9/22)... Ran streak of consecutive games with sacks to four against St. Louis (9/29), finishing with two tackles, two assists, two sacks and one forced fumble... Four tackles, including one for loss, at Dallas (10/13)... Six stops and two pressures against Tampa Bay (10/20)... Four solo tackles and a first-quarter sack at N.Y. Giants (11/3)... Followed with two more sacks in return match vs. N.Y. Giants (11/17)... Key sack at Cards' 39-yard line vs. Philadelphia (11/24) that forced Eagles to punt from midfield in 36-30 Arizona win... One sack at Minnesota (12/1)... Three tackles and a sack, plus one tackle for loss, vs. Dallas (12/8)... In addition to

four tackles and two passes defended against Washington (12/15), collected two sacks... Managed one solo tackle and one assist in season finale at Philadelphia (12/22), marking the first time in six games he did not register a sack... Selected by Arizona in the first round (third overall) of the 1996 NFL Draft.

College: Two-time All-America selection at Illinois with 45 career quarterback sacks, shattering the previous Illini record of 23 by Scott Davis (1983-87)... Also broke Big Ten Conference sack record of 36 by Michigan's Mark Messner (1985-88)... Consensus junior All-American who opted to return to school for his **senior** year rather than turn professional... School-record 16 sacks as a **junior** and 12 as a senior... Recorded five sacks against Washington as a junior... Majored in speech communications at Illinois and earned his degree in May of 1996.

Personal: Single... All-Illinois selection at Chicago's Mt. Carmel High School... Led squad to 26-2 mark and pair of Illinois 5-A titles... Prep track teammate of former Syracuse quarterback and 1999 Philadelphia first-round (second overall) draft pick Donovan McNabb at Mt. Carmel... University of Illinois teammate Kevin Hardy was selected by Jacksonville with the second overall pick, one slot ahead of Rice, in the 1996 NFL Draft... Owns fledgling recording company named Juggernaut... Born February 24, 1974, in Chicago, Illinois.

NFL Statistics

YEAR	TEAM	TACKLES				TURNOVERS				SACKS		
		G-S	SOLO	AST.	TOT.	FF	FR	INT.	YDS.	PD	No.	YDS
1996	Arizona	16-15	37	28	65	2	1	0	0	3	12.5	74.5
1997	Arizona	16-15	32	26	58	1	0	1	0	6	5.0	33.0
1998	Arizona	16-16	29	12	41	1	4	0	0	5	10.0	43.0
1999	Arizona	16-16	45.5	8.0	53.5	7	1	0	0	3	16.5	105.5
2000	Arizona	15-11	30	16	46	1	1	0	0	1	7.5	32.0
TOTALS		79-73	173.5	90	263.5	12	7	1	0	18	51.5	288.0
PLAYOFFS		1-1	1.0	1.0	2.0	0	0	0	0	0	0	0

Single-Game Highs

Tackles: 9, at Philadelphia, (9/12/99)

Sacks: 3, at Philadelphia, (11/19/00)



Punter



MARK ROYALS

HT: 6-1
WT: 215
BORN: 6/22/65
NFL: 13TH YEAR
ACQUIRED: FA, 1999
COLLEGE: APPALACHIAN STATE



Pro: Dependable veteran whose 13-year career has been marked by consistency... Booms the ball with great hang-time, allowing the Bucs' punt coverage unit to be one of the best in the NFL... Has a knack for pinning teams inside their own 20-yard line... Is on second tour of duty with the Bucs after handling Tampa Bay's punting duties in 1990 and 1991... Has averaged 42.4 yards per kick in his career... Signed with the Bucs on 8/4/99 after being released from New Orleans... Broke Tommy Barnhardt's club record for single-season gross average (43.07, 1996), averaging 43.13 yards per punt in 1999.



VETERANS

2000: Played in all 16 games as well as playoff contest... Punted 85 times for 3,551 yards (41.8 avg.), including a long of 63 yards... Averaged 40.3 yards on 10 punts in a win over the Patriots (9/3)... Had 51-yard punt against Chicago (9/10) and helped limit the dynamic Glyn Milburn to just 23 yards on three punt returns... Constantly drove the Jets back by averaging 49.9 yards on seven punts (9/24)... Totaled nine punts for a 45.9 average at Washington (10/1)... Put the Lions (10/19) inside their 20 on two of his three boots and averaged 45 yards per kick ... In a win over Minnesota (10/29), did not attempt a punt for the first time in his career... Threw a dart to Damien Robinson for a 36-yard gain on a fake punt in Atlanta (11/5) and averaged 48.3 yards on four kicks... Nailed seven kicks against Buffalo (11/26) and pinned the Bills inside their own 20 three times... Booted a season long 63-yarder in a win over Dallas (12/3)... Averaged a solid 36.7 yards in the Miami driving rain (12/10) which included a 53-yard kick which put the Dolphins in their own territory with less than two minutes to play... Had a season-high 11 punt attempts in the regular season finale at Green Bay (12/24)... Punted six times for 243 yards (40.5 average) against Philadelphia (12/31), including a 56-yard rocket.

1999: Played in all 16 games... Finished third in the NFC with a club-record gross average of 43.13 yards per kick... Broke Tommy Barnhardt's record of 43.07 (1996)... Ranked second in the conference with a net average of 37.4... Net average fell just short of Barnhardt's club record of 37.8 (1996)... Pinned 23 punts inside the 20, falling one shy of Dan Stryzinski's single-season franchise record of 24 (1993)... Averaged 46 yards on eight punts in season-opening loss to Giants (9/12)... Placed two punts inside the 20 and averaged 41.4 yards on five boots in win at Philadelphia (9/19)... Punted six times for a 45-yard average and pinned two punts inside the 20 against Denver (9/26)... Averaged 41 yards on five punts with two inside the 20 at Minnesota (10/3)... Averaged 44.3 yards on three punts at Green Bay (10/10)... Averaged 41 yards on seven punts against Chicago (10/24)... Nailed four punts for a 41-yard average at Detroit (10/31)... Had one punt downed at the Lions 2... Averaged 43.8 yards on six punts with two inside the 20 versus Kansas City (11/14)... Punted five times for a 43.2-yard average in win over Atlanta (11/21)... Punted a season-high nine times for a 39.9-yard average in 16-3 victory at Seattle (11/28)... Placed two punts inside the 20 and averaged 44.8 yards on four kicks in Monday Night win over Vikings (12/6)... Averaged 45 yards on six punts in win over Lions (12/12)... Averaged 44.6 yards on nine punts at Oakland (12/19)... Booted five punts for a 41.4-yard average in win over Packers (12/26)... Pinned two punts inside the 20 and completed a 17-yard pass to S Damien Robinson on a fake punt, setting up a FG... Averaged 43.2 yards on six punts in swirling winds at Chicago (1/2)... Nailed a season-long 66-yarder in the second quarter... Set a club playoff mark with 10 punts in divisional playoff win over Washington (1/15)... Placed three punts inside the 20 and averaged 41.8 yards per kick... Averaged 40.4 yards on five punts in NFC Championship Game at St. Louis (1/23)... Pinned the Rams inside the 20 on three occasions.

1998: Led the NFC in gross average (third in the NFL) with a 45.6-yard average on 88 punts... In the process, set a Saints record by leading the NFC in gross average two consecutive seasons... Pinned 26 punts inside the 20 with 10 touchbacks... Recorded a career-high net average of 36.0 yards... Averaged season-best 53.1 yards on seven punts in win at Indianapolis (9/27)... Averaged 48.8 yards on eight punts against San Francisco (10/11)... Named NFC Special Teams Player of the Week after New Orleans' 9-3 win over the Bucs (10/25), booting five kicks inside the 20, including three in the fourth quarter... Hit seven punts for a 49.6-yard average and made two special teams tackles at Miami (11/29).

1997: Averaged career-best and franchise-best 45.9 yards per punt... Placed 21 punts inside the 20 and had 13 touchbacks... Registered a net average of 34.9 yards... Posted a season-best net average off 44 yards on two punts against Detroit (9/21)... Punted eight times for a 47.9-yard average versus 49ers (10/26)... Named NFC Special Teams Player of the Week versus Arizona (12/14), after booting six punts for a 57.0-yard average.

1996: Posted 43.8-yard average for Detroit... Pinned 11 punts inside the 20... Averaged a season-high 49.8 yards against the N.Y. Giants (10/27).

1995: Averaged 42.0 yards per kick... Nailed career-best 69-yarder at Minnesota (9/10)...

Also dropped three punts inside the 20 against the Vikings... Averaged career-best 54 yards on two punts at Washington (10/22)... Hit six punts for 48.8 yards at Atlanta (11/5).

1994: Hit a career-high 97 punts for a 39.7-yard average... paced the league with 35 punts inside the 20 for Pittsburgh... Pinned four of nine punts inside the 20 against Cincinnati (10/16)... Tied a career-best with 11 punts versus the Oilers (11/6), with a career-high eight inside the 20... Averaged 44.4 yards with a long of 55 in the AFC Championship Game against San Diego (1/15).

1993: Averaged 42.5 yards on 89 kicks... led the AFC with just three touchbacks on 89 punts... Also paced the conference with 28 punts inside the 20... Had 22 punts of 50 or more yards... Earned AFC Special Teams Player of the Week honors versus Buffalo (11/15), booting a 58-yarder and dropping three inside the 20... Set a career-high with 11 punts against New England (11/5).

1992: Finished fifth in the AFC with a 42.7-yard average... dropped two of three punts inside the 20 in a playoff loss to Bills (1/9).

1991: Averaged 40.3 yards on 84 punts for Tampa Bay... Set a then-club record with 22 punts inside the 20... Booted six punts for a season-best 46.8-yard average at New Orleans (10/20).

1990: Beat out incumbent Chris Mohr to win punting honors in training camp... Averaged 40.3 yards on 72 punts... Had 16 of his punts fair caught... Earned all-rookie honors from Football Digest... Twice named Bucs' special teams player of the game.

1988: Signed by St. Louis/Phoenix Cardinals as a free agent, then released (7/27).

1987: Punted in one game each for Cardinals and Eagles as a replacement player... Had six punts for 222 yards (two inside the 20) for St. Louis at Washington (10/4)... Punted 41.8 yards on five punts for Philadelphia at Green Bay.

1986: Signed by Dallas as a rookie free agent, then released (8/8).

College: Left Appalachian State with six school records – single-game yards (512), single-season yards (3,529), career yards (9,670), single-game punts (13), single-season punts (85) and career punts (231)... Averaged 42.0 yards over three seasons... Earned All-Southern Conference honors in 1983 and honorable mention All-America honors in 1984... Transferred to ASU from Chowan (NC) Junior College... Earned a degree in political science.

Personal: Married to Kimberly, couple has a daughter, Brooke... Lettered in football and baseball at Mathews (VA) High School... Active in the Boys & Girls Club... Hosts students from Greco and Eisenhower Middle Schools at every home game through the "Royals' Rookies" reading program... Adopted a local family through Big Brothers/Big Sisters last Christmas, personally delivering gifts he purchased... Serves as spokesperson for Abilities of Florida's annual golf tournament... Works with All Children's Hospital to help babies who are born with cleft palates and other disabilities... For the last two years has been one of the keynote speakers for the Buccaneers' annual Chamber of Commerce series... Spoke at the graduation for the D.A.R.E. (Drug Abuse Resistance Education) program... Did a public service announcement for Budweiser's Tow-to-Go program, which promotes responsible driving... Served as the co-host for Sunshine Network's broadcast of "Bucs on the Beach"... Was a weekly guest on a local television sports show last season... Full name is Mark Alan Royals, born June 22, 1965, in Hampton, Virginia.



NFL Statistics

YEAR	TEAM	NO.	YDS.	AVG.	NET	TB	IN20	LG	BK
1987	Phil./St. Louis	11	431	39.2	23.3	1	3	48	0
1990	Tampa Bay	72	2902	40.3	34.0	5	8	62	0
1991	Tampa Bay	84	3389	40.3	32.3	6	22	56	0
1992	Pittsburgh	73	3119	42.7	35.6	9	22	58	1
1993	Pittsburgh	89	3781	42.5	34.2	3	28	61	0
1994	Pittsburgh	97	3849	39.7	35.7	6	35	64	0
1995	Detroit	57	2393	42.0	31.0	6	15	69	2
1996	Detroit	69	3020	43.8	33.4	8	11	60	1
1997	New Orleans	88	4038	45.9	34.8	13	21	66	0
1998	New Orleans	88	4017	45.6	36.0	10	26	64	0
1999	Tampa Bay	90	3882	43.1	37.4	8	23	66	0
2000	Tampa Bay	85	3551	41.8	35.1	8	17	63	0
TOTALS		903	38,372	42.5	N/A	83	232	69	4

Playoffs

YEAR	TEAM	NO.	YDS.	AVG.	NET	TB	IN20	LG	BK
1992	Pittsburgh	3	112	37.3	30.7	1	2	44	0
1993	Pittsburgh	6	268	44.7	35.3	1	1	51	0
1994	Pittsburgh	10	413	41.3	29.1	4	2	55	0
1995	Detroit	5	187	37.4	34.8	0	1	48	0
1999	Tampa Bay	15	620	41.3	36.4	1	6	53	0
2000	Tampa Bay	6	243	40.5	34.2	0	0	56	0
TOTALS		45	1,843	41.0	N/A	7	12	56	0

Single-Game Highs

Punts: 11 (three times), vs. New England (11/5/93);
vs. Houston (11/16/94); at Green Bay (12/24/00)

Average: 57.0, vs. Arizona (12/14/97)

Long: 69, at Minnesota (9/10/95)

Inside the 20: 8, vs. Houston (11/16/94)

99

WARREN SAPP

Defensive Tackle

BORN: 12/19/72

NFL: 7TH YEAR

ACQUIRED: D1A, 1995

COLLEGE: MIAMI

HT: 6-2

WT: 303



Pro: The most dominant defensive player in the NFL... Has re-invented the defensive tackle position just as Lawrence Taylor changed the linebacker spot... Plays the game with a tantalizing unbridled passion... His 29 sacks the past two seasons ranks first in the NFL... Career sack total of 58.5 places him second in club history behind Buccaneer lineman Lee Roy Selmon's mark of 78.5... Selected to four consecutive Pro Bowls, joining Selmon (1979-84) as the only Bucs' linemen to earn repeat nominations to Hawaii... Production continues to increase despite facing double and triple-teams constantly... Has averaged 9.75 sacks per season... Career totals include 330 tackles, 11 forced fumbles, five fumble recoveries and 14 passes defended, in addition to four sacks in five playoff contests... Rugged but durable, missing only three games in his six-year career.

2000: Played in all 16 regular season games with 15 starts at defensive tackle (all but

Washington)... Also started playoff contest... Selected to the Pro Bowl for the fourth consecutive season, including his third straight as a starter... Also earned first-team All-Pro honors from the Associated Press, *Sports Illustrated*, *College & Pro Football Newsweekly*, *The Sporting News*, *Football Digest* and *USA Today*... Named to *Pro Football Weekly's* All-NFL team and All-NFC by *Football News*... Recorded career-highs in sacks (16.5) and tackles (76)... Shattered Selmon's franchise best total of 13 sacks during the 1977 campaign... Tied for second in the NFL (with Miami's Trace Armstrong) with the 16.5 sacks, trailing only New Orleans' La'Roi Glover (17 sacks)... Had the third-most sacks ever in a single season for a defensive tackle in NFL history... Added one forced fumble, four passes defended and two blocked field goal attempts... Posted a sack in 11 of the team's 16 games... Helped the Tampa Bay defense finish in the NFL's Top 10 (ninth) for the fourth consecutive season... Recorded 1.5 sacks and six tackles in the season opener (9/3)... Had one sack, one pass defended and two tackles in a win over the Bears (9/10)... Played arguably his best game as a pro in Detroit (9/17), tying a career-high with three sacks and four tackles... Limited Lions' backs to a paltry 17 yards... Tallied four tackles and a sack after missing the first quarter at Washington (10/1)... Also keyed a fourth quarter comeback by blocking a Michael Husted field goal attempt... Posted five tackles and one sack in Minneapolis (10/9)... Blocked a field goal that resulted in a Donnie Abraham 53-yard return for a touchdown that gave the Bucs a fourth quarter lead... Had a season-high nine tackles against Detroit (10/19) and contributed two sacks and one pass defended... Notched three tackles, one sack, one forced fumble and one pass defended in a romp over Minnesota (10/29)... Knocked Brett Favre out of a November meeting (11/12) with a sack and added five tackles... Became the Buccaneers single-season leader in sacks when he recorded two sacks in a win over the Bills (11/26)... Helped limit the Dolphins to less than 100 yards on the ground and pressured QB Jay Fiedler into four interceptions (12/10)... Dropped the Rams' Kurt Warner twice (12/18) and added seven tackles in a Monday night thriller with St. Louis (12/18)... Nailed Favre again for a sack and contributed seven tackles in the regular season finale (12/24).

Xtra Points

Warren broke the team's single-season mark for individual sacks against Buffalo (11/26/00), eclipsing the record of 13 sacks held by Hall of Famer Lee Roy Selmon set in 1977. Warren finished the season with a record 16.5 sacks.

1999: Started 15 games, missing one contest (Minnesota, 10/3) with a broken hand... Racked up 54 tackles and a career-best 12.5 sacks... Added a career-high two fumble recoveries and tied a career-best with three forced fumbles... Earned first-team All-Pro honors from the Associated Press... Selected to his third consecutive Pro Bowl... Also named Defensive Most Valuable Player by *Pro Football Weekly* and *College and Pro Football Newsweekly*... Earned Defensive Player of the Year nod by *Football Digest*... Also selected to the *Football News* All-NFC Team... His 12.5 sacks bested previous career mark of 10 1/2 (1997), finishing one-half sack shy of Selmon's single-season club mark of 13, set in 1977... Finished fourth in the NFC and fifth in the NFL in sacks, but each player above him lined up at end... Helped defensive unit rank first in the NFC and third in the league in total defense in the NFL... Opened season with six tackles, one sack and one pass defended against the Giants (9/12)... Helped limit the Giants to 107 total net yards (28 rushing), the second-stingiest showing in team history... Owned Veterans Stadium the following week against the Eagles (9/19), tying a career-high with three sacks, totaling 28 yards... Added a season-high seven tackles... His three sacks were one of nine team sacks, one off the club record (at Baltimore,

Top Sack Seasons by a Defensive Tackle in NFL History

Keith Millard.....	Minnesota	1989	18.0
La'Roi Glover	New Orleans	2000	17.0
Warren Sapp	Tampa Bay	2000	16.5
John Randle	Minnesota	1997	15.5
Dana Stubblefield	San Francisco	1997	15.0
Cortez Kennedy	Seattle	1992	14.0
John Randle	Minnesota	1994	13.5



9/9/79)... Suffered a left hand fracture in the second quarter but returned to action to notch three tackles in a 13-10 win over Denver (9/26)... Returned to action in nationally televised contest at Green Bay (10/10), posting four tackles and two second-half sacks of annual Green and Gold nemesis Brett Favre... Notched four tackles and a sack in 6-3 win over Chicago (10/24)... Had three tackles at New Orleans (11/7)... Collected two tackles, one sack and a fumble recovery in win over Kansas City (11/14)... Raced around RG Will Shields, knocking the ball away from QB Elvis Grbac and recovering the fumble on the Chiefs' 21-yard line... Posted two tackles and dropped QB Chris Chandler for a 10-yard loss in the fourth quarter in 19-10 triumph over Atlanta (11/21)... Recorded four stops, one sack and recovered own forced fumble in 16-3 win at Seattle (11/28)... Stripped QB Jon Kitna and then recovered the ball at the Seahawks 34, leading to a FG... Sack moved him past the late David Logan into second place on the club's all-time list with 39½ career sacks... Collected five tackles in Monday Night win over Vikings (12/6)... Racked up five tackles, 1½ sacks, one pass defended and one forced fumble in 23-16 win over Detroit (12/12)... Dropped Gus Frerotte for a nine-yard loss, then combined with DT Brad Culpepper for another sack on the next play... Recorded three tackles and one sack at Oakland (12/19)... Posted two tackles in successive wins over Packers (12/26) and Bears (1/2), helping Bucs clinch NFC Central title... Racked up six tackles, one sack and a crucial fourth-quarter fumble recovery in NFC divisional playoff win over Washington (1/15)... Pounded on QB Brad Johnson's fumble at the Redskins 32, leading to the game-winning TD... Notched two tackles in the NFC Championship Game at St. Louis (1/23).

1998: Started all 16 regular season games for the first time in his career... One of five Buc players selected to the Pro Bowl, earning first starting assignment... Amassed 59 tackles, seven sacks, two passes defended, two forced fumbles and a fumble recovery... Led the Bucs in tackles for losses (5) and tied for second on the team in sacks (7)... Focal point of a Bucs defensive unit that finished first in the NFC and second in the NFL in overall team defense... Named to the second-team AP and *USA Today* All-Pro teams... Selected to the *Pro Football Weekly* All-NFC Team... Against Green Bay (9/13), recorded five tackles, two sacks and a pass defended... Recorded four tackles in comeback win over Chicago (9/20), helping hold Bears to just one second-half first down... Against Carolina (10/18), posted two tackles and a sack... Against Tennessee (11/8), registered a sack and began a streak of recording at least one sack in four of the next five games... Fought off constant double-coverage and posted three tackles and a QB takedown against Detroit (11/22)... Against Chicago (11/29), recorded six stops, a sack and a forced fumble... In a Monday Night Football victory over Green Bay (12/7), posted four tackles, one sack, one forced fumble and a pass defended... Also helped thwart a Packers rally, sacking Favre on the final play to seal win... Notched five tackles (four solos) against Pittsburgh (12/13)... Recovered a fumble on the Steelers' seven-yard line to set up the Bucs' lone TD of the game, a three-yard TD run by Mike Alstott.

1997: Started 15 regular season games and two playoff contests, missing second game of career against Miami (9/21) due to sprained right ankle... Joined seven Buccaneer teammates in Hawaii for first career Pro Bowl appearance... Week before Pro Bowl, won the NFL Lineman Challenge for second consecutive year... Also voted to *College and Pro Football Newsweekly's* All-Pro Second Team and John Madden's All-Madden Team... Outstanding early-season performance resulted in NFC Defensive Player of the Month honors for September... Recorded 68 tackles (45 solo), 10.5 sacks, one fumble recovery, one pass breakup and a team-high three forced fumbles during the regular season before adding 11 stops, three sacks, two forced fumbles and one fumble recovery during two playoff games... Sack total (10.5) was tops on team and tied for eighth in the NFC, and also led Bucs defense to team-record 44 sacks... Opened season versus San Francisco (8/31) with perhaps the most dominant performance by a Buc defensive lineman all year, leading teammates with

You've Been Sapped

Most sacks on opposing quarterbacks courtesy of Warren Sapp

Brett Favre	8.0	Drew Bledsoe	2.5
Charlie Batch	6.0	Daunte Culpepper	2.0
Brad Johnson	4.0	Kent Graham	2.0

career-high 11 tackles and 2.5 sacks... Despite suffering sprained right ankle in first half that was aggravated again in third quarter at Detroit (9/7), posted three stops and one QB takedown... Eventually left Lions game in fourth quarter with compound fracture of left pinky finger... Missed only action of season against Miami (9/21) with sprained right ankle... Went on three-game sack attack with consecutive QB takedowns against Detroit (10/12), Minnesota (10/26) and Indianapolis (11/2)... Against New England (11/16), leveled Patriots' QB Drew Bledsoe with a hit that brought him back 11 yards and caused him to fumble... Finished off regular season the way he started it, notching eight tackles, two sacks, one forced fumble and one fumble recovery during victory over Chicago (12/21)... Continued to harass opposing offenses during playoffs, with a three-sack, five-tackle performance during Bucs' divisional playoff game at Green Bay (1/4) in which he also forced two fumbles and recovered another.

1996: Started 14 of 15 contests missing the season's second week at Detroit (9/8) and played but did not start the following week at Denver (9/15)... Collected nine sacks along with nine tackles for loss to lead team in both categories... 51 tackles (41, 10) were tops among team's defensive linemen... Also blocked first FG attempt of career, forced a fumble and recovered another... Notched four solo tackles and recorded team's first sack in season's first game versus Green Bay (9/1)... Missed first action the following week at Detroit (9/8) after re-aggravating ankle injury but returned as a sub against Denver (9/15) to post three tackles... Had outstanding outing against Seattle (9/22), recording season-best six tackles and two sacks... Against Minnesota (10/13), had another strong day, tying season mark for tackles with six while also posting 1.5 sacks and causing a fumble... Collected five solo tackles, two QB takedowns and a fumble recovery against the Vikings (12/15)... Finished season with three tackles and a sack against Chicago (12/22).

1995: Earned starting RDT job in training camp... Played in 16 games, starting season's first five and final three contests... Finished with 27 tackles (17, 10), one pick, one forced fumble and five passes defended... Tied for third on team with three sacks... Was a consensus first-team All-Rookie choice including selection by *Pro Football Weekly*, *PFWA*, *Football News* and *College and Pro Football Newsweekly*... Was used in four games as blocking back on goal-line plays (five plays, three TDs by Bucs)... Started in NFL regular season debut at Philadelphia (9/3) and had three tackles plus team's first sack of the year... Enjoyed top performance of season against Falcons (10/22) with an INT, a touchdown, a sack and lead block (as FB) on Errict Rhett TD... On that INT, picked off a QB Jeff George shove pass intended for FB Craig Heyward and returned it five yards for the score... Drafted by Buccaneers with first of two first-round picks (12th overall) in 1995.

College: Played three seasons at Miami, electing to forego senior year for NFL draft... Originally arrived at UM as a tight end... Three-year Hurricane totals included 176 tackles (81, 95), 19.5 sacks, four forced fumbles, four fumble recoveries and five passes defended... In three bowl games, added 13 tackles (7, 6) and three sacks... Many honors as a junior co-captain included first-team All-America from AP, UPI, Football Coaches' Association and Walter Camp... Also won the Lombardi Award, symbolic of the nation's top lineman/linebacker... Was a finalist for the Outland Trophy... Named Defensive Player of the Year by Football Writers' Association, *Football News* and ABC... Was also the Big East's Defensive Player of the Year and a first-team All-Big East selection... In 11 starts, statistics showed 84 tackles (37, 47), team-best 10.5 sacks (2nd in Big East), four forced fumbles and three fumble recoveries (1st in Big East)... In sophomore season, accolades included second-team All-America and first-team All-Big East... Started 10 games at RDT and had 52 tackles (27, 25) and six sacks... Saw action in ten games as a freshman reserve, backing up Mark Caesar... Registered 40 tackles (17, 23) and three sacks... Was redshirted as 1991 incoming freshman... During redshirt season, was shifted from tight end to defensive tackle... Majored in criminology.

Personal: Married wife Jamiko during 1998 Pro Bowl festivities in Honolulu, Hawaii... Couple lives in Tampa with daughter, Mercedes, and son Warren... Hobby is swimming... A native of Plymouth, Florida; attended Apopka (FL) High School, lettering in football, track and basketball... Played linebacker, tight end and punter (43.5 avg.) in high school... As a senior, was all-state and *USA Today* Honorable Mention All-America... Full name is Warren Carlos Sapp, born December 19, 1972, in Orlando, Florida.



VETERANS

Buccaneers Statistics

YEAR	TEAM	G-S	TACKLES			TURNOVERS					SACKS	
			SOLO	AST.	TOT.	FF	FR	INT.	YDS.	PD	NO.	YDS
1995	Tampa Bay	16-8	17	10	27	1	0	1	5t	5	3.0	12
1996	Tampa Bay	15-14	41	10	51	1	1	0	0	0	9.0	48.5
1997	Tampa Bay	15-15	45	23	68	3	1	0	0	1	10.5	86
1998	Tampa Bay	16-16	28	31	59	2	1	0	0	2	7.0	42
1999	Tampa Bay	15-15	28	26	54	3	2	0	0	2	12.5	94.5
2000	Tampa Bay	16-15	46	30	76	1	0	0	0	4	16.5	130
TOTALS		93-83	205	130	335	11	5	1	5t	14	58.5	413
PLAYOFFS		5-5	12	9	21	2	2	0	0	0	4.0	27

Additional Stats

Blocked Field Goals: 3, vs. Detroit, 9/26/96
at Washington 10/1/00; at Minnesota, 10/9/00
Touchdown: 1, 5-yard INT return vs. Atlanta, 10/22/95

Single-Game Highs

Sacks: 3 (twice), at Philadelphia, 9/19/99;
at Detroit, 9/17/00
Tackles: 11, vs. San Francisco, 8/31/97

51 ALSHERMOND SINGLETON

Linebacker



HT: 6-2

WT: 228

BORN: 8/7/75

NFL: 5TH YEAR

ACQUIRED: D4, 1997

COLLEGE: TEMPLE



Pro: Intelligent LB who has gotten better in each of his first four professional seasons... Provides depth for one of the league's best linebacking corps and excels on special teams... Has recorded 26 special teams tackles over the past two seasons... Signed a three-year contract extension on January 25, 2000.

2000: Recorded a career-high 32 tackles... Ranked tied for fifth on the team with 11 special teams tackles... Racked up a career-high three special teams tackles in a win over Chicago (9/10)... Tallied two tackles at SLB, one special teams tackle and blocked a punt at Detroit (9/17)... Made three defensive tackles against the Jets (9/24) while subbing for starter SLB Shelton Quarles... Recorded three tackles in Washington (10/1)... Contributed four tackles vs. Detroit (10/19) and added one pass defended... Started his first career game at SLB in Atlanta (11/5) and promptly recorded a career-high 10 tackles... Saw spot duty against Green Bay but collected two tackles and forced a fumble (11/12)... Had three special teams tackles in a critical victory over Buffalo (11/26)... Suffered a knee injury against Dallas (12/3), which forced him to miss the rest of the regular season... Registered two defensive tackles, 0.5 sack and a team-high two special teams tackles in playoff game at Philadelphia (12/31).

1999: Saw action in all 16 games... Posted career-highs in tackles (26) and special teams stops (10), while picking off his first career pass... Had two tackles against Denver (9/26)... Collected two tackles, two special teams stops and a pass defended on a 3rd and 10 play in the fourth quarter that helped Bucs beat Bears 6-3 (10/24)... Recorded two tackles and two special teams stops at New Orleans (11/7)... Recorded first INT of his career at Seattle (11/28), one of five Tampa Bay picks... Added three tackles and a special teams stop... Posted three tackles at Oakland (12/19) and also had a special teams stop... Had one tackle in divisional playoff win over Washington (1/15) before leaving the game with a left ankle fracture in the fourth quarter... Missed NFC Championship Game at St. Louis (1/23).

1998: Saw action in 15 games as a backup LB, registering 18 tackles and a pass

defensed... Also contributed four stops on the special teams unit... As a reserve LB, recorded his first career defensive tackle at Minnesota (9/6)... Had three tackles at New Orleans (10/25)... Registered two tackles and his first career pass defensed in brief action at LB vs. Minnesota (11/1)... Also came in at strongside LB versus Tennessee (11/8), recording one tackle, and at Jacksonville (11/15), picking up two stops... Posted a career-best four tackles in a Monday Night Football victory against Green Bay (12/7)... Subbed in at LB at Pittsburgh (12/13) and also contributed one stop on special teams... Inactive for season finale at Cincinnati (12/27).

1997: Saw action in 12 games as member of special teams unit and posted four stops and two blocked punts... Lone member of Buccaneers' squad to block a punt in '97... Had best game of year against Arizona (9/28), when he blocked P Jeff Feagles punt attempt and returned it 28 yards for the Bucs' first TD of afternoon... That play marked the Bucs' first score off a blocked punt since 1989, when CB Ricky Reynolds returned a block punt at Washington (10/22) 33 yards for a touchdown... Blocked second punt of season at New York Jets (12/14), then recovered the loose ball to give Tampa Bay the ball back on the Jets' 23-yard line... Inactive for both playoff games... Drafted by Tampa Bay in fourth round (128th overall) in 1997.



College: Finished Temple career as school's third all-time leading tackler, notching 390 stops (246, 144)... Also tallied seven forced fumbles, one fumble recovery, five sacks, 11 passes defensed and an INT during Owl career... Started 39 of 41 games played as a collegian, seeing time at both inside and outside LB slots... Selected first-team All-Big East as a **senior** after leading the Owls with 134 tackles (87, 47), causing two fumbles, snaring one pass and breaking up five passes... Was tabbed the team's defensive captain and started all 11 games at MLB... Tied a team record with 23 stops against Miami... As a **junior**, opened all 11 contests at MLB and notched a career-high 151 tackles (101, 50) along with a fumble recovery, a pass break-up and a sack... Became just the fourth Owl to surpass the 150-tackle mark in a single season... Hit double digits in tackles in each of the Owls' last 10 games... Played strongside outside linebacker as a **sophomore** and started all 11 games... Finished second on the squad with 74 tackles (44, 30) and set a school single-season record with five forced fumbles... Also pitched in with a sack, five passes defensed and a blocked punt... Played in eight games and started six at strongside OLB as a **freshman**... Recorded 31 tackles (14, 17) and added 1.5 sacks... Holds B.S. in sports recreation management.

Personal: Single, lives in Tampa... A student of the game, lists watching highlight films as one of his main hobbies... Also has interests in music and snakes and owns two boa constrictors... Was a second-team all-state selection as a prep senior at Irvington (NJ) High School... Selected to play in the New Jersey North-South All-Star game... Full name is Alshermund Glendale Singleton, born August 7, 1975, in Newark, New Jersey.

Buccaneers Statistics

YEAR	TEAM	G-S	TACKLES			TURNOVERS				SACKS NO. YDS	ST TACKLES				
			SOLO	AST.	TOT.	FF	FR	INT.	YDS.		PD	S	A	T	
1997	Tampa Bay	12-0	0	0	0	0	0	0	0	0	0	4	0	4	
1998	Tampa Bay	15-0	13	5	18	0	0	0	0	1	0.0	0	3	1	4
1999	Tampa Bay	15-0	15	11	26	0	0	1	7	2	0.5	4	11	4	15
2000	Tampa Bay	13-1	20	12	32	1	0	0	0	1	0	0	7	4	11
TOTALS		55-1	48	28	76	1	0	1	7	4	0.5	4	25	9	34
PLAYOFFS		2-0	2	1	3	0	0	0	0	0	0.5	0	1	1	2

Single-Game Highs

Tackles: 10, at Atlanta, 11/5/00

Additional Stats

Blocked Punts: 3, vs. Arizona, 9/28/97; at N.Y. Jets, 12/14/97; at Detroit, 9/17/00

Touchdowns: 1, 28-yard return of blocked punt, vs. Arizona, 9/28/97



22

AARON STECKER

HT: 5-10

WT: 205

Running Back

BORN: 11/13/75

NFL: 2ND YEAR

ACQUIRED: FA, 2000

COLLEGE: WESTERN ILLINOIS



Pro: Passionate running back who took a road less traveled to the NFL... Originally signed to Tampa Bay's practice squad on October 20, 1999... Went to play for the NFL Europe's Scottish Claymores following the 1999 season... Was named the league's Offensive MVP after leading NFL Europe in rushing (774 yards) and combined yards from scrimmage (1,050)... Re-signed by the Buccaneers on January 25, 2000... Led the Bucs' in rushing touchdowns (3) and kickoff return yardage (175) in the 2000 preseason... Learned the intricacies of special teams to ensure a roster spot... Originally signed as an undrafted free agent with the Chicago Bears (4/18/99)... Waived by the Bears on 8/30/99.

2000: Appeared in 10 games his rookie season... Carried the ball 12 times for 31 yards and added one reception for 15 yards... Was the club's top kickoff returner with 29 returns for 663 yards (22.9 avg.)... Had a memorable NFL debut against the Bears (9/10), rushing for 26 yards on five carries and returning a kickoff for 31 yards... Returned two kickoffs for 56 yards against the Jets (9/24)... Set career-highs in kickoff returns (7) and kickoff return yards (160) at Minnesota (10/9)... Opened the game in Chicago (11/19) with an electrifying 48-yard return and finished with four returns for 93 yards... Sprained his right knee on the opening kickoff against the Bills (11/26)... Was inactive for the team's final five games, including the playoff loss at Philadelphia (12/31).

Xtra Points

Aaron was the offensive MVP while playing for the Scottish Claymores during the 2000 NFL Europe season.

College: In just two seasons, finished as Western Illinois' all-time leading rusher with 3,799 yards and 41 TDs... Transferred to Western Illinois after spending two seasons at Wisconsin... Paced Leathernecks with 1,124 yards rushing and 12 TDs as a **senior**... Record-breaking **junior** season included leading Division I-AA in scoring with 150 points, the fourth highest in Division I-AA history... Finished first in the nation with 1,957 rushing yards en route to being named Gateway Conference Player of the Year and Newcomer of the Year... Placed second in the Walter Payton Award balloting, an honor given to Division I-AA's most outstanding player... Established 23 WIU records and seven Gateway Conference records in junior campaign... Majored in law enforcement.

Personal: Married to Kara... Couple resides in Tampa... Lettered for four years in football and baseball at Ashwaubenon High School in Green Bay, Wisconsin... Rushed for 2,157 yards and 37 TDs en route to leading team to the state finals... Named Wisconsin Player of the Year by the Associated Press and *Milwaukee Journal-Sentinel* as a senior... Born November 13, 1975, in Green Bay, Wisconsin.

33

Safety



ERIC VANCE

HT: 6-2

WT: 218

BORN: 7/14/75

NFL: 4TH YEAR

ACQUIRED: FA, 2000

COLLEGE: VANDERBILT



Pro: Big and physical safety who is in his second stint with the Buccaneers... Has become a key component of the Bucs' special teams... Career totals include 11 defensive tackles and 14 special teams stops... Claimed off waivers by Tampa Bay on August 29 after being released by the San Diego Chargers the day before... Signed with the Chargers as a free agent on February 22, 2000 after spending the 1998-99 seasons with the Buccaneers.... Spent latter part of the 1997 season on the Chargers' practice squad... Originally entered the NFL as an undrafted free agent with the Carolina Panthers prior to being waived in training camp.

2000: Appeared in 14 regular season games and the wild-card playoff game... Provided depth at safety (three tackles) while finishing in a tie for fifth on the team with a career-high 11 special teams tackles... Had two tackles from the backup safety position and one special teams tackle in a win over Chicago (9/10)... Recorded two special teams tackles in Miami (12/10)... Paced the special teams in a victory over St. Louis (12/18) with a career-high four tackles... Also saw action in playoff loss at Philadelphia (12/31).

Xtra Points

Eric spent part of the 1999 offseason in an internship program at Raymond James Financial, where he taught a bond yield calculation class.

1999: Saw action in six games with the Buccaneers, posting two special teams stops... Suffered a right foot sprain in the second quarter at New Orleans on (11/7)... Placed on injured reserve with a right foot sprain on (11/10)... Released by Tampa Bay on December 7.

1998: Waived near the end of the preseason (8/25), but re-signed to the Bucs' active roster on (10/28) after S Damien Robinson suffered a broken arm at New Orleans (10/25)... Appeared in three games, making one start, and was inactive for six other contests... Notched eight tackles and one special teams stop... Recorded first career start against Tennessee (11/8), replacing the injured John Lynch at strong safety... Finished second the Bucs' defense against the Oilers with eight stops, including six solos.

1997: Originally entered the NFL as an undrafted free agent with Carolina on (4/25)... Placed on injured reserve by the Panthers on (8/19), then waived/injured on (9/1)... Signed to San Diego's practice squad on (12/3)... After San Diego contract expired on (12/29), signed with the Bucs on the following day (12/30/97).

College: A four-year starter at Vanderbilt, finished collegiate career with 247 tackles, three interceptions, 2.5 sacks, 16 passes defensed and six fumble recoveries... Notched a career-high 90 tackles and added two fumble recoveries and five passes defensed... Earned dual degrees in education and math.

Personal: Married to Inika, couple has a daughter Jalyn Nicole... Founded a community service foundation, Vance Project, to help and assist disadvantaged youth... Earned All-State honors at L.D. Bell High School in Hurst, Texas... Posted 105 tackles and five interceptions as a senior and 100 tackles and five interceptions as a junior... Spent part of the 1999 offseason in internship program at Raymond James Financial where he taught a bond yield calculation class... Born in Tampa but spent high school years in Hurst, Texas... Full name is Eric Vance, born July 14, 1975.



Buccaneers Statistics

YEAR	TEAM	G-S	TACKLES			TURNOVERS					SACKS		ST TACKLES		
			SOLO	AST.	TOT.	FF	FR	INT.	YDS.	PD	No.	YDS	S	A	T
1998	Tampa Bay	3-1	6	2	8	0	0	0	0	0	0	0	0	1	1
1999	Tampa Bay	6-0	0	0	0	0	0	0	0	0	0	0	2	0	2
2000	Tampa Bay	14-0	1	2	3	0	0	0	0	0	0	0	8	3	11
TOTALS		23-1	7	4	11	0	0	0	0	0	0	0	10	4	14
PLAYOFFS		1-0	0	0	0	0	0	0	0	0	0	0	1	0	1

Single-Game Highs

Tackles: 8 vs. Tennessee, 11/8/98 Special Teams Tackles: 4 vs. St. Louis, 12/18/00

54

Linebacker

JUDE WADDY

HT: 6-2
WT: 228
BORN: 9/12/75
NFL: 3RD YEAR
ACQUIRED: FA, 2001
COLLEGE: WILLIAM & MARY

Pro: A play-making linebacker who has exceptional speed and quickness... Tough, physical hitter who is a proven special teams performer... Will also add additional depth at the linebacker slot... Signed by the Buccaneers as a free agent on April 9, 2001... Played first two NFL seasons with the Green Bay Packers, suiting up for 27 career games with eight starts at WLB.

2000: Did not play after being released by the Packers during training camp on August 28.

1999: Became the Packers' starter at WLB midway through the year when LB Brian Williams suffered a season-ending knee injury... Played in 14 games with eight starts... Responded with a career-high 73 tackles (54 solo), one sack, one forced fumble and one pass defended and four special teams tackles... Missed first two games of the season, while sitting out the remainder of his four-game suspension for violation of the league's steroid policy... Returned the following week against Minnesota (9/26)... Made six stops versus Seattle (11/1)... Made first career NFL start against Chicago (11/7), registering five tackles... Had one sack and posted 11 of his career-high 12 tackles in the first half at Dallas (11/14)... Tied for the team lead with eight tackles at Chicago (12/5)... Racked up 11 tackles at Tampa Bay (12/26).

1998: Played in 13 regular season games and was inactive for two contests... Missed the third game, along with the playoff loss at San Francisco, while serving half of his suspension... Valuable special team contributor who added six stops... Posted one special teams tackle in first NFL action against Tampa Bay (9/13)... Notched two tackles and first career sack in win over the New York Giants (10/15)... Suffered a strained rotator cuff against Chicago (12/13)... Signed with Green Bay as an undrafted free agent on 4/24.

College: A four-year starter and letterman at William & Mary... Played in 45 career games with 41 starts... Finished with 422 career tackles (254 solo), 19 sacks and 15 stops for loss... Earned All-Eastern College Athletic Conference selection as a senior... Led the team with 112 tackles (59 solo) while starting all 11 games... Redshirted in 1993... Earned B.S. degree in kinesiology.

Xtra Points

Jude worked as a model during the summer months while in college. He put those talents to use again last year as a participant in the Green Bay Service League Fashion Show while playing for the Packers.

Personal: Single, splits residence between Tampa and Yorktown, Virginia... Earned all-state and all-county honors at linebacker his senior year at Suitland (MD) High School... Was an all-county selection at linebacker as a senior despite the fact that his team went 0-10... Lettered three times in football... Played offensive guard, tight end and halfback... Earned three letters in wrestling, capturing county and regional titles as a senior in addition to a third-place finish in the state meet... Worked as a model during the summer months while in college... Previously worked with the Boys & Girls Club of Milwaukee in 1998... Also worked with Global Development Service for Youth, an organization based in Seat Pleasant, Md., which teaches computer skills, including programming and repair, to both disadvantaged youth and convicts... Was involved with the African-American Male Coalition in college... Full name is Jude Michael Waddy, born September 12, 1975, in Washington, D.C.

NFL Statistics

YEAR	TEAM	G-S	SOLO	TACKLES			TURNOVERS				SACKS		ST TACKLES			
				AST.	TOT.	FF	FR	INT.	YDS.	PD	No.	YDS	S	A	T	
1998	Green Bay	13-0	2	0	2	0	0	0	0	0	0	1	8	5	1	6
1999	Green Bay	14-8	54	19	73	1	0	0	0	0	1	1	3	3	1	4
2000	Did Not Play															
TOTALS		27-8	56	19	75	1	0	0	0	0	1	2	11	8	2	10

Single-Game High

Tackles: 12 at Dallas, 11/14/99

93

Ron Warner

Defensive End

HT: 6-2
WT: 265
BORN: 9/26/75
NFL: 2ND YEAR
ACQUIRED: FA, 2001
COLLEGE: KANSAS

Pro: Aggressive pass-rusher who brings depth and experience to Tampa Bay's suffocating defensive line... Played for the Canadian Football League's Winnipeg Blue Bombers in 2000... Becomes the second veteran from the CFL (DB Antonious Bonner) to sign with Tampa Bay this past offseason... Signed with the Buccaneers on February 28, 2001... Originally entered the NFL in 1998 as seventh-round draft selection (239th overall) by the New Orleans Saints.

2000: Released from the Chicago Bears on January 10 following the 1999 campaign... Spent the entire season with the CFL's Winnipeg Blue Bombers.

1999: Spent training camp with the New Orleans Saints but was released on September 5... Signed to the Washington Redskins' practice squad on September 14 but was later released on November 23... Signed to the Bears' practice squad on December 22.

1998: Drafted in the seventh-round (239th overall) by the New Orleans Saints... Suffered a knee injury prior to the draft at the East-West Shrine Game and was placed on the Physically Unable To Perform List on August 25... Was expected to miss the entire season for

Xtra Points

Ron qualified for the state finals in the 100 and 200-yard dashes while in high school at Independence High in Kansas.




VETERANS

the Saints but recovered from the knee injury... Activated from the injury list and placed on the active roster on November 4... Was deactivated for the next seven contests but did play in the season finale against Buffalo (12/27)... Responded in NFL debut with four tackles (two solo).


College: In just two seasons, became the Jayhawks all-time sack leader with 20.5 sacks... Was a third-team All-America selection and a first-team All-Big 12 Conference pick by *The NFL Draft Report* as a **senior**... Became the first Kansas linebacker since 1995 to earn all-conference honors... Posted 55 tackles (24 solo) and set a school record with 14.5 sacks and 20.5 tackles for losses in senior campaign... Majored in physical education.

Personal: Married to Erica... Couple has son Quinton and daughter Alyssa... splits residence between Tampa and Independence, Kansas... Earned second-team all-conference honors at defensive end as a senior at Independence (KS) High School... Was an all-conference first team selection in basketball... Also lettered in track... Qualified for the state finals in the 100 and 200-yard dashes... Full name is Ron Warner, born September 26, 1975, in Independence, Kansas.




Todd WASHINGTON

Center/Guard



HT: 6-3
WT: 324
BORN: 7/19/76
NFL: 4TH YEAR
ACQUIRED: D4, 1998
COLLEGE: VIRGINIA TECH



Pro: Competent veteran who can play multiple positions along the offensive line... Has played in 20 career contests... Played in a career-high 10 games in 2000... Has increased his playing time in each of his first three professional seasons.

2000: Played in a career-high 10 games and in the Wild Card contest... Action was limited to special teams and spot duty... Made season debut in a win over the Chicago Bears (9/10).

1999: Played in six games, primarily on special teams, but also saw some time at G... Declared inactive for the other 10 games... Saw first action of the season at New Orleans (11/7) when starting LG Jorge Diaz was sidelined with an ankle injury in the fourth quarter... Also subbed at G the following week against Kansas City (11/14)... Lined up on FG and PAT attempts in both playoff contests.

1998: Subbed in four games of rookie campaign, seeing action at center and guard... On inactive list for each of first 12 games... Garnered first NFL regular-season action vs. Green Bay (12/7), subbing at LG and playing on special teams... Against Pittsburgh (12/13), again subbed at LG and also saw brief action at C in place of starter Tony Mayberry... Earned several snaps at G and played on special teams at Washington (12/19) and at Cincinnati (12/27)... Drafted by the Buccaneers in the fourth round in 1998 (104th overall).

College: Started at both G positions and at C during Hokie career... Helped Virginia Tech average over 200 rushing yards per game during each of his last two seasons... Credited with 145 knockdown blocks during his final two seasons in Hokie lineup... Won Big East first-team all-conference honors as a **senior** in first year as starting center, after making spring switch from guard... Started every game and helped Hokies average 215.3 rushing yards per

Xtra Points

Todd would like to follow in his father's footsteps and become a high school football coach after his playing days are over.

game... Credited by coaches with 81 knockdown blocks... Strong blocking helped Virginia Tech rack up 505 yards of offense against Rutgers... Started every game at left guard for Hokies during **junior** campaign... Helped team average 227.6 rushing yards per contest and was credited with 64 knockdown blocks... Helped Hokies roll up 456 yards of offense against Pittsburgh by making 12 knockdown blocks... Played in all 11 games as a **sophomore** and started four at right guard... Given credit for eight knockdown blocks... As a **freshman**, appeared in six games as a reserve at center... Saw most extensive action in games against Boston College and Southern Miss... Slowed by a shoulder injury suffered against Pittsburgh... Graduated from Virginia Tech with a degree in physical education.

Personal: Has a son, Cameron... Concentrated school studies on teaching children (grades kindergarten through 12th) and has aspirations in both teaching and coaching... Played defensive tackle as a prep at Nandua High School in Melfa, Virginia on team coached by his father, Tony... Earned second-team all-state honors and played in the Virginia All-Star Game... As a junior, was named regional Defensive Player of the Year... Also lettered in wrestling and track, competing in discus and shot put... Full name is Todd Page Washington, born July 19, 1976, in Nassawadox, Virginia.

Buccaneers Statistics

GAMES/STARTS: 1998: 4/0, 1999: 6/0 (P: 2/0); 2000: 10/0 (P: 1/0)

3-YEAR TOTALS: 20/0 (P: 3/0).

P = Playoffs

52

NATE WEBSTER

Linebacker



HT: 5-11
WT: 225
BORN: 11/29/77
NFL: 2ND YEAR
ACQUIRED: D3, 2000
COLLEGE: MIAMI



Pro: Explosive linebacker who brings a youthful exuberance to the professional game, which is displayed in his game-time smile and frequent banter with opponents... Should see additional playing time at MLB in his second season... Also a solid contributor on special teams.

2000: Played in all 16 regular season games and one playoff contest... Finished the regular season with 32 tackles, two special teams tackles and one pass defended... Saw first NFL action primarily on special teams at New England (9/3)... Made three tackles at Washington (10/1) after replacing injured starting MLB Jamie Duncan... Responded to an increased work load by racking up a career-high six tackles and one pass defended at Minnesota (10/9)...

Xtra Points

Nate earned Parade All-American honors as a senior at Miami's Northwestern High School. He also led his team to the class 6A championship while averaging 130 tackles per season over his career.

Totalled three tackles against Detroit (10/19) and blocked a punt for the first time in his career... Recorded five tackles from the MLB position in a win at Atlanta (11/5)... Had four tackles in a victory over Dallas (12/3)... Tallied three tackles against the Rams (12/18)... Played a complete game in the regular season finale at Green Bay (12/24), totaling three defensive tackles and one special teams stop... Ended the year impressively in Philadelphia (12/31) with four tackles and half a sack.



VETERANS

1999: Started all 12 games, counting postseason... Named to the Associated Press All America second-team after leading the Hurricanes with 150 tackles (92 solo) and 19 tackles for losses... Added six passes defended, four sacks and four INTs... Additional honors included second-team All-America selections from *The Sporting News* and *Football News*... Named a semifinalist for the Bronco Nagurski Award, given to the nation's best overall defensive player... All-Big East selection... Earned Big East Player of the Week honors four times... Tallied a team-leading 18 tackles (12 solo) in a win over Syracuse... Posted 2 1/2 sacks for 25 yards in a 55-0 drubbing of Rutgers... Named ESPN's Player of the Game after collecting 15 tackles, two forced fumbles and one sack against Virginia Tech... Had 11 tackles and two INTs in 33-3 win over Pittsburgh, becoming the first UM linebacker since 1979 to collect two INTs in one game... Followed with 13 tackles against West Virginia and 12 stops versus Boston College... Recorded 16 tackles and one INT against Florida State... Notched season-high 20 tackles (14 solo) and a sack against Penn State.

1998: Earned All-Big East first-team honors after finishing second on the squad with 134 tackles (75 solo) and 10 tackles for losses in first year as a starter... Averaged 13.4 stops per contest, finishing second in the conference... Surpassed the 20-tackle plateau in two different contests, including a career-high and school-record 23 tackles (12 solo) in 34-31 win over West Virginia... Followed with a 21-tackle (13 solo) performance in a victory over Cincinnati... Posted double-figure tackle totals in nine of 10 contests.

1997: Saw action in six contests as a freshman, totaling 17 tackles and one forced fumble... Suffered a late-season elbow injury, forcing him out of action in the last four contests.

College: Aggressive and productive playmaker who will provide additional depth at LB... Tenacious defender with outstanding instincts in the open field... Earned second-team All-America honors last season from Associated Press... Paced Hurricanes in tackles last season (150) thanks to potent athletic ability and top-shelf speed... Two-time All-Big East selection who amassed 301 tackles (178 solo), 14 tackles for losses and seven sacks in just 22 starts... Recorded consecutive 100-tackle campaigns in his sophomore and junior seasons... Entered the draft after his junior campaign... Majored in liberal arts.

Personal: Has three children: daughter Nia and sons Nate III and Nate IV... Lettered four years at Miami's Northwestern High School, where he earned *Parade* first-team All-America honors and second-team *USA Today* All-America honors as a senior... Also earned all-state and All-Southeast honors... First-team All-Dade County selection... Led Northwestern to the state 6A championship, totaling 187 tackles (34 for losses), 12 sacks, 20 forced fumbles and five fumble recoveries... Averaged 130 tackles per season... First cousin of former New Orleans Saints running back Troy Davis... Enjoys playing baseball and wrestling... Full name is Nathaniel Webster Jr., born November 29, 1977, in Miami, Florida.

Buccaneers Statistics

YEAR	TEAM	G-S	TACKLES			TURNOVERS					ST TACKLES		
			SOLO	AST.	TOT.	FF	FR	INT.	YDS.	PD	S	A	T
2000	Tampa Bay	16-0	18	14	32	0	0	0	0	1	2	0	2
TOTALS		16-0	18	14	32	0	0	0	0	1	2	0	2
PLAYOFFS		1-0	3	1	4	0	0	0	0	0	0	0	0

94

STEVE WHITE

Defensive End



HT: 6-2

WT: 271

BORN: 10/25/73

NFL: 6TH YEAR

ACQUIRED: FA, 1996

COLLEGE: TENNESSEE



Pro: Crafty veteran whose versatility brings the club tremendous depth at the defensive end position... Has racked up 111 tackles and seven sacks in his five professional seasons... Played in 63 career games and started 14 contests... Has posted three quarterback sacks in only six playoff games... Recorded 70 tackles the past two seasons... Established career-highs in tackles (28, 42) in consecutive campaigns... Was originally drafted by Philadelphia in 1996... Eagles tried to convert him to LB but he switched back to DE after signing with the Bucs... Had a breakout year in 1999, including two memorable playoff performances.

2000: Played in 15 games and one playoff contest... Finished the season with a career-high 42 tackles, two sacks, one other tackle for loss and one forced fumble... Began the year with a bang in New England (9/3), contributing three tackles and one quarterback sack... Talled four tackles against the N.Y. Jets (9/24)... Recorded four tackles against Detroit (10/19)... Blitzed the Falcons (11/5) for one sack and four tackles... Racked up four tackles in Chicago (11/19) prior to leaving the game with a ankle sprain ... Had three tackles in a victory over Miami (12/10)... Posted a career-high six tackles and one forced fumble at frigid Green Bay (12/24)... Started in place of the injured Marcus Jones at RDE in Philadelphia (12/31), totaling four tackles and one sack.

Xtra Points

Steve started his career in Philadelphia, where he played linebacker. He switched back to his current defensive end position after joining the Bucs in 1996.

1999: Started 13 games, missing three games due to injury... Posted 28 tackles, two sacks and one fumble recovery... Made his second career start in the season-opener against Giants (9/12), registering three tackles and one sack... Posted a career-high five tackles in win over Denver (9/26), helping limit the Broncos to 173 total yards... Missed consecutive road contests at Minnesota (10/3) and Green Bay (10/10) with a right ankle sprain... Recorded two tackles at Detroit (10/31)... Added two tackles the following week at New Orleans (11/7)... Notched three stops in 16-3 win at Seattle (11/28)... Missed game at Oakland (12/19) with turf toe... Posted two tackles in win over Packers (12/26), helping defense hold Green and Gold to 12 rushing yards... Built some postseason momentum with five tackles, one sack and one fumble recovery in division-clinching win at Chicago (1/2)... Recovered a fumble by QB Cade McNown at the Bears 14, setting up a TD run by FB Mike Alstott... Dominated Tampa Bay's 14-13 divisional playoff win over Washington (1/15), racking up a career-high seven tackles, a career-best two sacks and a forced fumble against the league's second-rated offense... Chased down QB Brad Johnson and stripped the ball early through the fourth quarter... DT Warren Sapp secured the ball at the Redskins 32, leading to the game-winning TD... Named NFC Defensive Player of the Week for his efforts... Made his presence known immediately at the NFC Championship Game against St. Louis (1/23)... Tipped a Kurt Warner pass on the first play from scrimmage and intercepted it, setting up a FG... Also helped hold Pro Bowl RB Marshall Faulk to 44 yards on 17 carries (2.6 avg.).

1998: Played in 16 games... Recorded 27 tackles, two sacks, four passes defended two forced fumbles and one fumble recovery... Alternated with LDE Tyoka Jackson and



VETERANS

responded with two tackles against the New York Giants (10/4)... Matched season-high with three tackles against Carolina (10/18)... Recorded his first two career passes defended and added a pair of tackles against Jacksonville (11/15)... At Chicago (11/29), had two tackles and deflected two passes ... Collected first two career NFL sacks, a pair of tackles and a fumble recovery against Pittsburgh (12/13)... Notched two tackles, a forced fumble and a fumble recovery at Washington (12/19)... Tied a season-high with three tackles at Cincinnati (12/27).

1997: Played in 15 games as reserve DE and member of punt coverage team... Posted 11 tackles in backup role... Only game missed was against Detroit (10/12) when he was declared a Friday inactive... Made first career start against Minnesota (10/26)... Contributed season-high three stops against Vikings... Saw first playoff action of career as backup RDE against Detroit (12/28) and Green Bay (1/4), but did not record a tackle during post season play.

1996: Got into four games for Buccaneers as reserve DE and pitched in with a single solo stop... After being waived by Philadelphia during pre-season (8/20), joined Bucs' practice squad on 8/27... Spent first six games on that unit before being signed to Tampa Bay's active roster on 10/16/96... Was inactive for first three games on roster before being waived on 11/9... Was re-signed to active roster on 11/12... Saw first regular-season action the following week in San Diego (11/17), posting one solo tackle in limited action.

College: Appeared in 40 games in four years at Tennessee, making 21 starts at RDE... Recorded 105 career tackles along with 20 sacks, eight passes defended, six forced fumbles and one fumble recovery... Started all 11 games at RDE as a **senior** and registered 35 tackles, a career-best nine sacks, three forced fumbles and six passes defended... Was an Academic All-SEC selection... Opened 10 of 11 games at RDE during **junior** campaign and tallied 43 tackles, seven sacks, two forced fumbles and a pass defended... Got into every game as a **sophomore** DE sub, contributing 23 tackles, three sacks, a fumble recovery and a pass defended... Appeared in seven games as a true **freshman**, coming up with four tackles, a sack and a forced fumble... Earned academic honors at Tennessee en route to graduating with a bachelor's degree in psychology.

Personal: Single, resides in Tampa... All-district and Class AAA all-state selection as an inside linebacker at Westwood High School in Memphis, Tennessee... Also started on offense at guard and was the team's captain during his senior year... Finished that campaign with 136 tackles and 12 sacks... Also lettered in baseball and track... Full name is Stephen Gregory White, born October 25, 1973, in Memphis, Tennessee.

Buccaneers Statistics

YEAR	TEAM	G-S	TACKLES			TURNOVERS					SACKS		
			SOLO	AST.	TOT.	FF	FR	INT.	YDS.	PD	NO.	YDS	
1996	Tampa Bay	4-0	1	0	1	0	0	0	0	0	0	0	0
1997	Tampa Bay	15-1	5	6	11	0	0	0	0	0	0	0	0
1998	Tampa Bay	16-0	12	15	27	2	1	0	0	4	2	0	20
1999	Tampa Bay	13-13	14	14	28	0	1	0	0	0	2	0	7
2000	Tampa Bay	15-0	18	24	42	1	0	0	0	0	2	0	11
TOTALS		63-14	50	59	109	3	2	0	0	4	6	38	
PLAYOFFS		5-3	6	9	15	1	0	1	0	1	3	30	

Single-Game Highs

Tackles: 6, at Green Bay, 12/24/00

Sacks: 2, vs. Pittsburgh, 12/13/98

86

KARL WILLIAMS

Wide Receiver



HT: 5-10

WT: 177

BORN: 4/10/71

NFL: 6TH YEAR

ACQUIRED: FA, 1996

COLLEGE: TEXAS A&M-KINGSVILLE



Pro: Most dangerous return man in club history... Capable sure-handed receiver who has caught at least 20 balls in four of his five NFL seasons... Has returned a franchise record three punts for touchdowns... Other team records include: most punt return yards in a single game (116 vs. Chicago 12/21/97), best single-season punt return average (21.1 in 1996) and best single-season kickoff return average (27.4 in 1996)... Can boast receiving totals of 99 receptions for 1,195 yards (12.1 average) and five touchdowns... Has played in 71 career games with 17 starts.

2000: Played in 13 regular season contests and one playoff game... Had two receptions for 35 yards, as well as team-best 31 punt returns for 286 yards (9.2 avg.) and one TD and 19 kickoff returns for 453 yards (23.8 avg.) on the year... Combined to total 109 yards against New England (9/3) on one reception (eight yards), three kickoff returns (88 yards) and three punt returns (13 yards)... Made a season-long 27 yard grab in a win over the Bears (9/10)... Returned one punt for 42 yards at Detroit (9/17)... Helped in the field position battle with the Jets (9/24) as he had four punt returns for 41 yards... Injured his left knee against Washington (10/1) and subsequently missed the next three games... Burned Buffalo (11/26) for 95 yards on three punt returns and one kickoff return for 35 yards... One of his punt returns against the Bills was a 73-yard dash that ended in the end zone... Torched St. Louis for 146 kickoff return yards on six attempts, which included a dazzling 41-yard return (12/18).

Xtra Points

Karl notched his third career punt return for a touchdown against Buffalo (11/26/00), with a 73-yard return for a touchdown.

1999: Played in 12 games with six starts at WR... Finished the season with 21 receptions for 176 yards... Also returned 20 punts for 153 yards (7.7 avg.)... Inserted in starting lineup for injured Bert Emanuel (hamstring) at Green Bay (10/10)... Suffered mild foot sprain against Chicago (10/24) that sent him to the sidelines for three weeks... Became the NFL's all-time punt return average leader with a one-yard return in the second quarter against Atlanta (11/21), vaulting him past Oakland's Darrien Gordon... Also had two catches for 14 yards... Hauled in a season-high four receptions for 31 yards against the Lions (12/12)... Despite suffering a right thigh bruise at Oakland (12/19), matched a season-high with four receptions for 44 yards... Posted two catches for 28 yards and returned four punts for 45 yards at St. Louis in the NFC Championship Game (1/23).

1998: Played in 13 games with five starts at WR... Finished the season sixth on team with 21 receptions for 252 yards and a TD... Inserted in the starting lineup for injured WR Bert Emanuel during games two through six... Returned 10 punts for 83 yards, while sharing return duties with WR Jacquez Green... Had best outing of the season in his first start at Green Bay (9/13), hauling in a career-best six receptions for 75 yards... Scored game-winning TD against Carolina (10/18), a 29-yard reception with 1:39 left... Missed first NFL action in three seasons against Detroit (11/22) and at Chicago (11/29) due to a family emergency... Did not play against Pittsburgh (12/13) due to a rib strain injury... Returned to action, catching two passes at Washington (12/19) and at Cincinnati (12/27).



VETERANS

1997: Enjoyed breakthrough season, playing in all 16 games with seven starts at WR... Boasted most receiving yardage and best average among all Buccaneer receivers with 486 yards on 33 catches (14.7-yard average) and a long reception of 55 yards... Tied WR Reidel Anthony and TE Dave Moore for most receiving TDs with four... Finished in the top 20 among NFC receivers in third down catches with 16, including a TD... Average of 17.1 yards-per-catch in those third-down situations was most of all wideouts on that list... Excelled as Bucs' top punt returner with 46 returns for 597 yards (63-yard long) and one TD... Also finished second on team in kickoff returns with 15 for 277 yards (28-yard long)... Finished year ranked above all NFC punt returners in several categories, including most return yards (597), most yards in a single game (116 yards and one TD on six returns against Chicago 12/21), and most punts returned for scores (one-tied with San Francisco's Chuck Levy, Washington's Brian Mitchell, Dallas' Deion Sanders and New York Giants' Amani Toomer)... Punt return average of 13.0 ranked second in NFC and fourth in NFL... Got first start of NFL career at WR during victory over San Francisco (8/31) and finished as leading receiver with three catches for 74 yards, including a career-best 55 yarder... Scored fourth-quarter, game-winning TD against Arizona (9/28), with a 31-yard reception on fourth-and-six that signaled the first TD catch of his career... Won NFC Special Teams Player of the Week honors after performance at Indianapolis (11/2), where he reeled in two passes for 30 yards and two TDs and helped set up two other Buc scores with third-best punt return day of career (three for 99 yards)... Started at WR against Green Bay (12/7) and amassed a career-best 87 yards on five catches... In finale against Chicago (12/21), returned punt 61 yards for a TD... Ended up returning six punts for a season-high 116 yards against Bears... Was also team's top receiver, reeling in four passes for 47 yards and one TD... Snared one 23-yard catch in wild card bout with Detroit (12/28) before bruising ribs and seeing limited playing time through rest of playoffs.

1996: Played in all 16 games after earning roster spot as a back-up receiver and special teamer... Finished the season with 22 receptions for 246 yards... Of 22 catches, 15 came on third down... Finished the season with 14 kickoff returns for 383 yards (27.4 avg.) and 13 punt returns for 274 yards (21.1 avg.)... 27.4 kickoff return avg. bested Charles Wilson's previous team high of 25.1 (1994); 21.1 punt return avg. shattered Courtney Hawkins' mark of 11.1 (1993)... Did not have enough PRs to qualify for league lead, but still posted fourth-highest average in NFL history among players with at least 12 returns... Garnered NFL Offensive Rookie of the Month and NFC Special Teams Player of the Month honors for December accomplishments which included two of the three longest punt returns in team history to that point... In 12/8 contest against Washington, nearly ran back first kickoff in team history on opening play of third quarter, returning it a season-best 63 yards... That runback was second-longest in team history to Vernon Turner's 77-yarder vs. Minnesota (10/30/94)... Set another team mark the following week against the Vikings (12/15) with 109 return yards on four punts, including a 72-yard bring-back... TD return of 88 yards against Chicago in the season finale (12/22) established a then team record.

College: Led Texas A&M-Kingsville squad in receiving in 1994-95 seasons after earning junior college first-team All-America honors at Tyler (TX) Junior College in 1993... Posted 66 receptions for 1,190 yards and 10 TDs in two seasons with Javelinas while also returning 29 punts for 182 yards (6.3 avg.)... Emerged as a deep threat for the Javelinas with an 18.0 yards-per-catch average... Also racked up 62 catches for 1,067 yards and seven TDs at Tyler... As a **senior**, earned All-Lone Star Conference honors after leading team with 34 receptions for 668 yards and seven scores... Also ran back 25 punts for 156 yards (6.2 avg.)... Helped Javelinas reach NCAA Division II semifinal game... In first season at Kingsville, snared a team-best 32 passes for 522 yards and three TDs as a **junior**... Returned four punts for 26 yards (6.5 avg.)... As a **sophomore** at Tyler, earned All-America accolades with 62 receptions for 1,067 yards and seven TDs... Averaged an outstanding 17.2 yards per reception.

Personal: Single, resides in Rowlett, Texas... Lettered in football and track at Garland (TX) High School... Born April 10, 1971, in Albion, Michigan.

Buccaneers Statistics


YEAR	TEAM	G-S	RECEIVING						RUSHING					
			NO.	YDS.	AVG.	LG	TD	NO.	YDS.	AVG.	LG	TD		
1996	Tampa Bay	16-0	22	246	11.2	25	0	1	-3	-3.0	3	0		
1997	Tampa Bay	16-7	33	486	14.7	55	4	1	5	5.0	5	0		
1998	Tampa Bay	13-6	21	252	12.0	29t	1	0	0	0.0	0	0		
1999	Tampa Bay	13-4	21	176	8.4	14	0	0	0	0.0	0	0		
2000	Tampa Bay	13-0	2	35	17.5	27	0	0	0	0	0	0		
TOTALS		71-17	99	1,195	12.1	55	5	2	2	1.0	5	0		
PLAYOFFS		5-1	4	54	13.5	23	0	0	0	0.0	0	0		

YEAR	TEAM	G-S	KICKOFF RETURNS						PUNT RETURNS					
			NO.	YDS.	AVG.	LG	TD	NO.	YDS.	AVG.	LG	TD		
1996	Tampa Bay	16-0	14	383	27.4	63	0	13	274	21.1	88t	1		
1997	Tampa Bay	16-7	15	277	18.5	28	0	46	597	13.0	63	1		
1998	Tampa Bay	13-6	0	0	0.0	0	0	10	83	8.3	18	0		
1999	Tampa Bay	13-4	1	15	15.0	15	0	20	153	7.7	30	0		
2000	Tampa Bay	13-0	19	453	23.8	41	0	31	286	9.2	73t	1		
TOTALS		71-17	49	1,128	23.0	63	0	120	1,393	11.6	88t	3		
PLAYOFFS		5-1	1	14	14.0	14	0	9	72	8.0	15	0		


Single-Game Highs

Receptions: 6, at Green Bay, 9/13/98
Receiving Yards: 87, vs Green Bay, 12/7/97
TDs: 2, at Indianapolis, 11/2/97

Punt Return Yards: 116, vs. Chicago, 12/21/97
Long Punt Return: 88t, vs. Chicago, 12/22/96
Long Kickoff Return: 63, vs. Washington, 12/8/96




Tackle



JERRY WUNSCH

HT: 6-6
 WT: 339
 BORN: 1/24/74
 NFL: 5TH YEAR
 ACQUIRED: D2, 1997
 COLLEGE: WISCONSIN



Pro: Entering his second season as Tampa Bay's starting RT and fifth year overall with the club... Re-signed to a five-year contract as an unrestricted free agent on April 10, 2001... Forced into duty in Week 4 of the 1999 season and has started every game since, a span of 29 consecutive starts... Has also played in five playoff games with three starts... Helped Buccaneer offense set club records for points scored, touchdowns and yards per carry in 2000... Just the third offensive lineman taken by Tampa Bay in the first two rounds over the last 10 drafts.

2000: Started all 16 games and one playoff contest at RT... Helped pave way the way for a rushing attack to gain 140 yards and two touchdowns in season opener at New England (9/3)... Provided solid protection as the offense amassed 331 total yards and allowed no quarterback sacks at Detroit (9/17)... Helped the Bucs rush for 165 yards at Chicago (11/19)... Blocked for offense to rush for a club-record 250 yards against Dallas (12/3)... Helped Bucs gain nearly 450 yards in total offense in Monday Night win over St. Louis (12/18)... Started playoff game at Philadelphia (12/31), helping QB Shaun King pass for 171 yards on 17-of-31 passing.

Xtra Points

Jerry accompanied a group of pediatric cancer patients on a five-day ski trip to his hometown of Wausau, Wisconsin this offseason during his fourth annual "Circle of Friends - Winter Week."



VETERANS

1999: Played in all 16 regular season games, starting the final 13... Made second career start at Minnesota (10/3) in place of T Jason Odom (back) and provided outstanding protection for QB Trent Dilfer, allowing the signal-caller to post his first 300-yard passing performance in 38 games... Helped open up running lanes for team season-high 173 rushing yards at Green Bay (10/10)... Helped offense chew up 9:38 of fourth quarter in 16-3 win at Seattle (11/28)... Provided solid pass-protection for rookie QB Shaun King to post career-highs in completions (23) attempts (37) and yards (297) in crucial division win over Lions (12/12).

1998: Played in all 16 regular-season games and made his first professional start... Continued to excel in run-blocking situations, primarily substituting at right tackle... Helped Bucs' running game amass 2,148 yards, the second-best mark in team history... Opened the season starting at RT in place of Odom who had the flu prior to kickoff against Minnesota (9/6)... Against Chicago (9/20), saw extensive action at RT in the second half in place of injured starter Odom and helped Bucs rack up 157 rushing yards after the intermission... Again played most of second half at Jacksonville (11/15) after Odom suffered a leg injury and aided in Bucs' 343-yard offensive performance... Played only on special teams vs. Detroit (11/22), but returned to reserve tackle role in Bucs' consecutive wins at Chicago (11/29) and versus Green Bay (12/7).

1997: Played in all 16 games as backup to starting Odom and subbed in two playoff contests... Also contributed on PAT unit... Saw first NFL action in victory over San Francisco (8/31) and provided key blocking for Dilfer's fourth quarter TD pass to TE Dave Moore... Recovered fumble against Detroit (10/12) when Dilfer was sacked and the ball popped loose... Saw first career playoff action against Detroit (12/28) and helped fellow linemen block for 141-yard rushing effort... Drafted by Tampa Bay in the second round (37th overall) in 1997.

College: Helped four different Badger running backs crack the 1,000-yard barrier during his college tenure... Started final 36 collegiate games at RT... Redshirted in 1992... As a **senior**, earned first-team All-Big Ten honors after starting every game at RT and helping Badgers rack up 249.4 rushing yards per game... Was a second-team All-America selection by *Football News*... Chosen as team's offensive captain... Started all 12 games at RT in **junior** campaign and helped the team average a school-record 221.7 passing yards per game... Started every game at right tackle as a **sophomore** and helped pave the way for a Wisconsin offense that averaged 244.5 rushing yards per game... Key part of Wisconsin offense that rolled to amazing 632-yard total against Indiana... Backed up Joe Panos at RT during **freshman** campaign... Lined up in TE slot against UCLA in Rose Bowl, playing a season-high 17 snaps... Graduated with a bachelor's degree in history.

Personal: Married to Melissa, couple resides in St. Petersburg with son Collin... Enjoys sports in general and lists fishing and hunting among his favorite activities... Jerry and Melissa are on the Board of Directors for Children's Cancer Center, a non-profit organization which plans and supervises outdoor activities for seriously ill children... Each of past four winters has taken pediatric cancer patients from the Tampa Bay area and other parts of the country to spend a weekend playing in the snow... A total of 32 kids made the trip this past winter to his hometown of Wausau, Wisconsin... Rams DE Grant Wistrom joined with Wunsch on this year's journey... As a prep at West High School in Wassau, Wisconsin, was named to *Parade's* All-America squad and was an honorable mention to the team chosen by *USA Today*... Twice chosen the team's Most Valuable Lineman and was the squad's captain during senior campaign... Also lettered in basketball, averaging double figures in points and rebounds... Full name is Gerald Wunsch, born January 21, 1974, in Eau Claire, Wisconsin.

Buccaneers Statistics

GAMES/STARTS: 1997: 16/0 (P: 2/0), 1998: 16/1, 1999: 16/13 (P: 2/2); 2000: 16/16 (P: 1/1)
4 -YEAR TOTALS: 64/30 (P: 5/3).

80

Tight End



TODD YODER

HT: 6-4

WT: 250

BORN: 3/18/78

NFL: 2ND YEAR

ACQUIRED: FA, 2000

COLLEGE: VANDERBILT



Pro: Excellent blocker who also poses a receiving threat... Saw action in nine games as a rookie in 2000... Also saw action as a special teams standout.

2000: Played in nine games as a backup at tight end and on special teams... Also saw action off the bench in playoff contest... Notched one reception for one yard on the year... Also tallied eight special teams tackles... Made NFL debut against Chicago (9/10) and grabbed first career reception for one yard... Added one special teams tackle at Minnesota (10/9)... Had one special teams stop against St. Louis (12/18)... Notched one special teams tackle in playoff game at Philadelphia (12/31).

College: Four-year letterman at Vanderbilt... Posted 80 career receptions for 1,267 yards and eight TDs... Caught 25 passes for 361 yards and two scores as a **senior**... Named to the SEC's Goodworks Team as a **junior**... Finished second on the team with 21 receptions during his **sophomore** season... Named to **freshman** All-SEC after leading the Commodores in receiving with 21 catches for 471 yards and three TDs... First collegiate catch was a 50-yard TD reception versus Notre Dame... Graduated with a B.S. in chemistry.

Personal: Married Susan this past offseason... Earned all-state honors as a RB his senior year at New Palestine (IN) High School after playing WR as a junior and sophomore... Rushed for 1,219 yards and caught 14 passes for 12 TDs as a senior... Earned 10 prep letters in football, basketball and track... Born March 18, 1978, in New Palestine, Indiana.

Xtra Points

Todd was the lone free agent to make Tampa Bay's squad in 2000.

Among the NFL's Elite

The Buccaneers ranked ninth overall in terms of NFL licensed merchandise sales for the 2000 season. It marked the third time in the last four years that Tampa Bay has registered among the NFL's Top 10 and tied for the team's highest ranking since 1980.

NFL Top 10 Best-Selling Teams in 2000

- | | |
|----------------------|--------------------------------|
| 1. Dallas Cowboys | 6. Oakland Raiders |
| 2. Tennessee Titans | 7. Denver Broncos |
| 3. Minnesota Vikings | 8. New York Giants |
| 4. St. Louis Rams | 9. Tampa Bay Buccaneers |
| 5. Green Bay Packers | 10. Baltimore Ravens |



VETERANS

CAREER STATISTICS

All-Time Record:

	W-L-T:	138-247-1
	BUCCANEERS	OPPONENTS
TOTAL FIRST DOWNS	6438	7221
Rushing	2284	2826
Passing	3606	3889
Penalty	548	506
3rd Down: Made/Att.	1,870/5,078, 36.8%	2,143/5,408, 39.6%
4th Down: Made/Att.	129/286, 45.1%	35/241, 56.0%
TOTAL NET YARDS	110,075	123,882
Avg. Per Game	285.2	320.9
Total Plays	23,855	24,932
Avg. Per Play	4.6	5.0
NET YARDS RUSHING	41,885	48,711
Avg. Per Game	108.5	126.2
Total Rushes	11,233	12,198
Yards per Carry	3.7	4.0
NET YARDS PASSING	68,190	75,171
Avg. Per Game	176.7	194.7
Sacked	975	816
Yards Lost	7,416	5,693
Gross Yards	75,606	80,864
Attempts	11,647	11,918
Completions	6,703	6,943
Completion Pct.	57.6	58.3
Had Intercepted	528	439
PENALTIES/YARDS	2,315/19,174	2,483/19,220
FUMBLES/FUMBLES LOST	680/372	752/385
TOUCHDOWNS	730	944
Rushing	264	421
Passing	407	439
Returns	59	84

SCORING	TD	R	P	Rt	PAT	2P	FG	S	PTS
Johnson	40	1	39	0	0	0	0	0	240
Alstott	39	30	9	0	0	0	0	0	234
Gramatica	0	0	0	0	67	67	0	55	66
Moore	20	0	20	0	0	0	0	0	120
Dunn	20	14	6	0	0	0	0	0	120
Anthony	16	0	16	0	0	0	1	0	98
Williams	8	0	5	3	0	0	0	0	48
Green	7	0	6	1	0	0	0	0	42
King	5	5	0	0	0	0	1	0	32
Barber	3	0	0	3	0	0	0	0	18
Abraham	3	0	0	3	0	0	0	0	18
Hape	2	0	2	0	0	0	1	0	14
Singleton	1	0	0	1	0	0	0	0	6
Sapp	1	0	0	1	0	0	0	0	6
McDaniel	1	1	0	0	0	0	0	0	6
Kelly	1	0	0	1	0	0	0	0	6
Duncan	1	0	0	1	0	0	0	0	6
Brooks	1	0	0	1	0	0	0	0	6

DEFENSE	S	A	TT	SACK	FF	FR	PD
Brooks	656	286	942	5.5	11	3	60
Lynch	389	282	671	4.5	6	6	47
Ahanotu	236	149	385	31.0	4	4	15
Sapp	202	128	330	58.5	11	5	14
Abraham	188	111	299	2.0	2	5	102
Barber	162	80	242	9.5	3	1	53
Robinson	110	106	216	0.0	1	5	26
Quarles	79	65	144	2.0	0	4	7
Duncan	84	59	143	0.0	0	1	8
Gooch	64	59	123	1.0	6	2	0
Jones	75	43	118	21.0	2	2	3
Kelly	72	44	116	0.0	0	3	35
White	50	61	111	6.0	3	2	4
McFarland	44	33	77	7.5	2	1	0
Singleton	48	28	76	0.5	1	0	4
Jackson, T.	44	28	72	8.5	3	1	1
Webster	18	14	32	0.0	0	0	1
Jackson, D.	20	11	31	0.0	0	0	5
Young	12	6	18	0.0	0	1	7
Cannida	5	10	15	2.0	0	0	0

PASSING	Att	Comp	Yds	Cmp%	Yds/Att	TD	TD%	INT	INT%	Lg	Sack/Lost	Rating
King	574	322	3,644	56.1	6.35	25	4.4	17	3.0	75	48/318	77.5
Zeier	537	301	3,520	56.1	6.55	16	3.0	15	2.8	73	59/389	74.4
Royals	3	2	53	66.7	17.7	0	0.0	0	0.0	36	0/0	109.7
Alstott	2	0	0	0.0	0.00	0	0.0	0	0.0	0	0/0	39.6
Hamilton	0	0	0	—	—	0	—	0	—	0	1/1	—
Moore	1	0	0	0.0	0.00	0	0.0	0	0.0	0	0/0	39.6

DEFENSE	S	A	TT	SACK	FF	FR	PD
Vance	7	4	11	0.0	0	0	0
Davis, D.	3	8	11	0.0	0	0	0
Gibson	2	1	3	0.0	0	0	0
McLaughlin	1	0	1	0.0	0	0	0

RUSHING	No	Yds	Avg	Lg	TD
Dunn	912	3,753	4.1	76	14
Alstott	860	3,302	3.8	47	30
King	91	391	4.3	19	5
Anthony	10	129	12.9	32	0
Zeier	43	127	3.0	17	0
Abdullah	21	82	3.9	19	0
Johnson	9	71	7.9	35	1
Lynch	1	40	40.0	40	0
Green	11	33	3.0	18	0
Stecker	12	31	2.6	14	0
Moore	1	4	4.0	4	0
Williams	2	2	1.0	5	0
Hape	1	1	1.0	1	0
Hamilton	1	-2	-2.0	-2	0

RECEIVING	No	Yds	Avg	Lg	TD
Johnson	376	4,982	13.3	65	39
Hastings	266	3,307	12.4	89	19
Dunn	191	1,817	9.5	68	6
Alstott	150	1,219	8.1	29	9
Moore	144	1,489	10.3	44	20
Anthony	131	1,684	12.9	79	16
Green	121	1,815	15.0	75	6
Williams	99	1,195	12.1	55	5
Hape	19	100	5.3	13	2
Abdullah	4	25	6.3	11	0
Spence	4	20	5.0	9	1
Robinson	2	53	26.5	36	0
Stecker	1	15	15.0	15	0
Yoder	1	1	1.0	1	0

INTERCEPTIONS	No	Yds	Avg	Lg	TD
Abraham	25	243	9.7	55	2
Lynch	15	161	10.7	36	0
Brooks	9	139	15.4	38	1
Robinson	8	37	4.6	36	0
Barber	6	173	28.8	56	1
Duncan	4	46	11.5	31	1
Kelly	3	39	13.0	26	1
Singleton	1	7	7.0	7	0
Quarles	1	5	5.0	5	0
Sapp	1	5	5.0	5	1
Johnson	1	0	0.0	0	0

PUNTING	No	Yds	Avg	Net	TB	In20	Lg	Bk
Royals	903	3837	42.5	n/a	83	232	69	4

PUNT RETURNS	Ret	FC	Yds	Avg	Lg	TD
Williams	120	50	1394	11.6	88	3
Green	55	23	658	12.0	95	1
Dunn	5	0	48	9.6	25	0
Barber	1	0	23	23.0	23	1
Yoder	1	0	0	0.0	0	0

KICKOFF RETURNS	Ret	Yds	Avg	Lg	TD
Anthony	95	2,232	23.5	60	0
Williams	49	1,128	23.0	63	0
Stecker	29	663	22.9	48	0
Green	21	425	20.2	44	0
Dunn	15	310	20.7	34	0
Alstott	4	41	10.3	19	0
Moore	2	27	13.5	16	0
Murphy	2	24	12.0	19	0
Abdullah	1	16	16.0	16	0

FIELD GOALS	1-19	20-29	30-39	40-49	50+	Lg
Gramatica	0-0	16-16	18-22	13-17	8-11	55

HOW THE BUCS WERE BUILT

YEAR	BY DRAFT (35)	(RD)	BY TRADE (1)	(TEAM)	FREE AGENTS (51)	(TYPE)
1992					TE Dave Moore	(FA)
1993	S John Lynch	(3b)				
1994	T Pete Pierson	(5)				
1995	DT Warren Sapp	(1a)				
	LB Derrick Brooks	(1b)				
1996	DT Marcus Jones	(1b)			LB Jeff Gooch	(CFA)
	FB Mike Alstott	(2)			DE Steve White	(FA)
	CB Donnie Abraham	(3)			WR Karl Williams	(CFA)
1997	RB Warrick Dunn	(1a)			LB Shelton Quarles	(FA)
	WR Reidel Anthony	(1b)				
	T Jerry Wunsch	(2)				
	CB Ronde Barber	(3b)				
	LB Alshermund Singleton	(4)				
1998	WR Jacquez Green	(2a)			RB Rabihi Abdullah	(CFA)
	CB Brian Kelly	(2b)				
	LB Jamie Duncan	(3)				
	C/G Todd Washington	(4)				
	DT James Cannida	(6a)				
1999	DT Anthony McFarland	(1)			T DeMarcus Curry	(FA)
	QB Shaun King	(2)			T George Hegamin	(FA)
	K Martin Gramatica	(3)			P Mark Royals	(FA)
	S Dexter Jackson	(4)			RB Aaron Stecker	(FA)
	DE John McLaughlin	(5)				
2000	G Cosey Coleman	(2)	WR Keyshawn Johnson	(NYJ)	C Jeff Christy	(UFA)
	LB Nate Webster	(3)			WR Chris Daniels	(CFA)
	S David Gibson	(6)			DT Chartric Darby	(FA)
	QB Joe Hamilton	(7)			FB Charles Kirby	(FA)
					T Kendell Mack	(FA)
					G Randall McDaniel	(FA)
					CB Anthony Midget	(FA)
					WR Frank Murphy	(FA)
					CB Terrence Parrish	(CFA)
					S Eric Vance	(FA)
					TE Todd Yoder	(CFA)
2001	T Kenyatta Walker	(1)			P Andrew Bayes	(FA)
	CB Dwight Smith	(3)			CB Antonious Bonner	(FA)
	S John Howell	(4)			G Wilbert Brown	(FA)
	G Russ Hochstein	(5)			LB Marq Cerqua	(CFA)
	FB Jameel Cook	(6a)			RB Jeff Chaney	(CFA)
	DE Ellis Wymys	(6b)			G Shane Grice	(CFA)
	TE Dauntae' Finger	(7a)			T Brian Gruber	(CFA)
	S Than Merrill	(7b)			WR Eddie Hardaway	(FA)
	DE Joe Tafoya	(7c)			G Leon Hires	(CFA)
					WR Margin Hooks	(CFA)
					CB Corey Ivy	(FA)
					WR Khori Ivy	(CFA)
					QB Brad Johnson	(UFA)
					DT Terry Jolly	(CFA)
					WR Robert Kilow	(CFA)
					QB Ryan Leaf	(W)
					DT Mike Mackenzie	(CFA)
					LS Sean McDermott	(FA)
					TE David Newman	(FA)
					WR Jacquay Nunnally	(CFA)
					TE Randy Palmer	(FA)
					WR Frank Rice	(CFA)
					DE Simeon Rice	(UFA)
					DT Matt Sweeney	(FA)
					LB Byron Thweatt	(CFA)
					TE Damian Vaughn	(FA)
					LB Jude Waddy	(FA)
					DE Ron Warner	(FA)
					WR Alex Willis	(CFA)
					RB Jamie Wilson	(CFA)

LEGEND

FA - Free Agent
 W - Waiver Claim
 CFA - College Free Agent
 UFA - Unrestricted Free Agent
 RFA - Restricted Free Agent



2001 ALPHABETICAL ROSTER

No.	Name	Pos.	Ht.	Wt.	Birthdate	NFL Exp.	College	HS Hometown	How Acq.
27	Abdullah, Rabih	RB	6-1	227	4/27/1975	4	Lehigh	Roselle, NJ	FA'98
21	Abraham, Donnie	CB	5-10	192	10/8/1973	6	East Tennessee State	Orangeburg, SC	D3'96
40	Alstott, Mike	FB	6-1	248	12/21/1973	6	Purdue	Joliet, IL	D2'96
85	Anthony, Reidel	WR	5-11	180	10/20/1976	5	Florida	Glades Central, FL	D1b'97
20	Barber, Ronde	CB	5-10	184	4/7/1975	5	Virginia	Roanoke, VA	D3b'97
5	Bayes, Andrew	P	6-2	200	2/11/1978	1	East Carolina	Hyattsville, MD	FA'01
23	Bonner, Antonious	CB/S	6-1	200	9/3/1972	1	Mississippi	Greenwood, MS	FA'01
55	Brooks, Derrick	LB	6-0	235	4/18/1973	7	Florida State	Pensacola, FL	D1b'95
61	Brown, Wilbert	G	6-2	310	5/9/1977	1	Houston	Hooks, TX	FA'01
98	Cannida, James	DT	6-2	291	1/3/1975	4	Nevada-Reno	Fremont, CA	D6a'98
58	Cerqua, Marq	LB	6-2	223	4/3/1977	R	Carson-Newman	Greenville, SC	FA'01
24	Chaney, Jeff	RB	6-0	200	11/16/1976	R	Florida State	Lake Wales, FL	FA'01
62	Christy, Jeff	C	6-2	285	2/3/1969	9	Pittsburgh	Freeport, PA	UFA(MIN)'00
60	Coleman, Cosey	G	6-4	322	10/27/1978	2	Tennessee	Clarkston, GA	D2'00
43	Cook, Jameel	FB	5-10	237	2/8/1979	R	Illinois	Miami, FL	D6a'01
76w	Curry, DeMarcus	T	6-5	332	4/30/1975	2	Auburn	Columbus, GA	FA'99
17	Daniels, Chris	WR	6-3	219	3/30/1977	2	Purdue	Clearwater, FL	FA'00
91	Darby, Chartric	DT	6-0	270	10/22/1975	1	South Carolina State	North, SC	FA'00
59	Duncan, Jamie	LB	6-1	238	7/20/1975	4	Vanderbilt	Wilmington, DE	D3'98
28	Dunn, Warrick	RB	5-9	180	1/5/1975	5	Florida State	Baton Rouge, LA	D1a'97
82	Finger, Dauntae'	TE	6-4	255	4/5/1977	R	North Carolina	Newton, NC	D7a'01
46	Gibson, David	S	6-1	210	11/5/1977	2	Southern California	Santa Ana, CA	D6'00
50	Gooch, Jeff	LB	5-11	225	10/31/1974	6	Austin Peay	Nashville, TN	FA'96
7	Gramatica, Martin	K	5-8	170	11/27/1975	3	Kansas State	LaBelle, FL	D3'99
81	Green, Jacques	WR	5-10	175	1/15/1976	4	Florida	Fort Valley, GA	D2a'98
68	Grice, Shane	G/C	6-1	300	12/20/1976	R	Mississippi	Shannon, MS	FA'01
72	Gruber, Brian	T	6-7	316	10/10/1977	R	Vanderbilt	Houston, TX	FA'01
1	Hamilton, Joe	QB	5-10	190	3/13/1977	2	Georgia Tech	Alvin, SC	D7'00
18	Hardaway, Eddie	WR	6-1	195	10/7/1977	1	C.W. Post	Amityville, NY	FA'01
79	Hegamin, George	T	6-7	331	2/14/1973	8	North Carolina State	Camden, NJ	FA'99
70	Hires, Leon	G	6-4	285	12/6/1977	R	Florida	Bradenton, FL	FA'01
65	Hochstein, Russ	G	6-4	300	10/7/1977	R	Nebraska	Hartington, NE	D5'01
4	Hooks, Margin	WR	6-0	190	2/10/1978	R	Brigham Young	Waco, TX	FA'01
38	Howell, John	S	5-11	204	4/28/1978	R	Colorado State	Mullen, NE	D4'01
35	Ivy, Corey	CB	5-8	183	3/29/1977	1	Oklahoma	Moore, OK	FA'01
8	Ivy, Khori	WR	6-2	195	3/16/1978	R	West Virginia	Boca Raton, FL	FA'01
34	Jackson, Dexter	S	6-1	203	7/28/1977	3	Florida State	Quincy, FL	D4'99
14	Johnson, Brad	QB	6-5	224	9/13/1968	10	Florida State	Black Mountain, NC	UFA(WAS)'01
19	Johnson, Keyshawn	WR	6-4	212	7/22/1972	6	Southern California	Los Angeles, CA	T(NYJ)'00
66r	Jolly, Terry	DT	6-2	280	12/21/1976	R	Clemson	Fort Valley, GA	FA'01
78	Jones, Marcus	DE	6-6	278	8/15/1973	6	North Carolina	Jacksonville, NC	D1b'96
25	Kelly, Brian	CB	5-11	193	1/14/1976	4	Southern California	Aurora, CO	D2b'98
2	Kilow, Robert	WR	5-11	167	2/29/1976	R	Arkansas State	Daleville, AL	FA'01
10	King, Shaun	QB	6-0	225	5/29/1977	3	Tulane	St. Petersburg, FL	D2'99
48	Kirby, Charles	FB	6-1	249	11/27/1974	3	Virginia	South View, NC	FA'00
16	Leaf, Ryan	QB	6-5	248	5/15/1976	4	Washington State	Great Falls, MT	W(SD)'01
47	Lynch, John	S	6-2	220	9/25/1971	9	Stanford	Solana Beach, CA	D3'93
66w	Mack, Kendell	T	6-4	322	7/18/1975	1	Auburn	Pineville, SC	FA'00

2001 ALPHABETICAL ROSTER

(CONTINUED)

76r	Mackenzie, Mike	DT	6-2	269	3/16/1978	R	Colorado State	Miami, FL	FA'01
64	McDaniel, Randall	G	6-3	287	12/19/1964	14	Arizona State	Avondale, AZ	FA'00
41	McDermott, Sean	LS	6-4	250	12/5/1976	1	Kansas	Fort Worth, TX	FA'01
92	McFarland, Anthony	DT	6-0	300	12/18/1977	3	Louisiana State	Winnsboro, LA	D1-'99
95	McLaughlin, John	DE	6-4	247	11/13/1975	3	California	Newhall, CA	D5-'99
39	Merrill, Than	S	6-3	220	12/12/1977	R	Yale	Fresno, CA	D7b-'01
30	Midget, Anthony	CB	5-11	193	2/2/1978	1	Virginia Tech	Clewiston, FL	FA'00
83	Moore, Dave	TE	6-2	258	11/11/1969	9	Pittsburgh	Succasunna, NJ	FA'92
87	Murphy, Frank	WR	6-0	206	2/11/1977	1	Kansas State	Callahan, FL	FA'00
45	Newman, David	TE	6-6	245	8/6/1978	R	Louisiana Tech	St. Joseph, LA	FA'01
11	Nunnally, Jacquay	WR	5-11	200	1/4/1978	R	Florida A&M	Miami, FL	FA'01
49	Palmer, Randy	TE	6-4	235	11/12/1975	2	Texas A&M-Kingsville	Pleasanton, TX	FA'01
29	Parrish, Terrance	CB	5-11	190	10/1/1976	1	Southern Mississippi	Theodore, AL	FA'00
69	Pierson, Pete	T	6-5	315	2/4/1971	7	Washington	Portland, OR	D5-'94
53	Quarles, Shelton	LB	6-1	225	9/11/1971	5	Vanderbilt	Whites Creek, TN	FA'97
15	Rice, Frank	WR	6-0	180	2/2/1978	R	Colorado State	Gardena, CA	FA'01
97	Rice, Simeon	DE	6-5	268	2/24/1974	6	Illinois	Chicago, IL	UFA(AZ)'01
3	Royals, Mark	P	6-5	215	6/22/1965	13	Appalachian State	Mathews, VA	FA'99
99	Sapp, Warren	DT	6-2	303	12/19/1972	7	Miami (FL)	Apopka, FL	D1a-'95
51	Singleton, Alshemond	LB	6-2	228	8/7/1975	5	Temple	Irvington, NJ	D4-'97
26	Smith, Dwight	CB	5-10	201	8/13/1978	R	Akron	Detroit, MI	D3-'01
22	Stecker, Aaron	RB	5-10	205	11/13/1975	2	Western Illinois	Green Bay, WI	FA'00
90	Sweeney, Matt	DT	6-2	275	5/24/1977	1	Miami (FL)	Sussex, NJ	FA'01
77	Tafoya, Joe	DE	6-4	258	9/6/1977	R	Arizona	Pittsburg, CA	D7c-'01
56	Thweatt, Byron	LB	6-2	233	3/21/1977	R	Virginia	Chesterfield, VA	FA'01
33	Vance, Eric	S	6-2	218	7/14/1975	4	Vanderbilt	Hurst, TEX	FA'00
88	Vaughn, Damian	TE	6-4	252	6/14/1975	1	Miami (OH)	Orrville, OH	FA'01
54	Waddy, Jude	LB	6-2	228	9/12/1975	3	William & Mary	Suitland, MD	FA'01
67	Walker, Kenyatta	T	6-5	302	2/1/1979	R	Florida	Meridian, MS	D1-'01
93	Warner, Ron	DE	6-2	265	9/26/1975	2	Kansas	Independence, KS	FA'01
75	Washington, Todd	C/G	6-3	324	7/19/1976	4	Virginia Tech	Melfa, VA	D4-'98
52	Webster, Nate	LB	5-11	225	11/29/1977	2	Miami (FL)	Miami, FL	D3-'00
94	White, Steve	DE	6-2	271	10/25/1973	6	Tennessee	Memphis, TN	FA'96
86	Williams, Karl	WR	5-10	177	4/10/1971	6	Texas A&M-Kingsville	Garland, TX	FA'96
6	Willis, Alex	WR	6-0	180	9/2/1978	R	Florida	Jacksonville, FL	FA'01
32	Wilson, Jamie	RB	6-1	212	1/8/1978	R	East Carolina	Greenville, NC	FA'01
71	Wunsch, Jerry	T	6-6	339	1/21/1974	5	Wisconsin	Wausau, WI	D2-'97
96	Wyms, Ellis	DE	6-3	279	4/12/1979	R	Mississippi State	Indianola, MS	D6b-'01
80	Yoder, Todd	TE	6-4	250	3/18/1978	2	Vanderbilt	New Palestine, IN	FA'00

Head Coach: Tony Dungy

Assistant Coaches: Mark Asanovich (strength & conditioning), Joe Barry (linebackers), Jim Caldwell (quarterbacks), Clyde Christensen (offensive coordinator), Les Ebert (assistant strength & conditioning), Chris Foerster (offensive line), Monte Kiffin (defensive coordinator), Joe Marciano (special teams), Rod Marinelli (defensive line), Tony Nathan (running backs), Kevin O'Dea (offensive assistant), Ricky Thomas (tight ends), Mike Tomlin (defensive backs), Alan Williams (defensive assistant), Charlie Williams (wide receivers)



VETERANS

NUMERICAL ROSTER

No.	Name	Pos.	No.	Name	Pos.	No.	Name	Pos.
1	Joe Hamilton	QB	34	Dexter Jackson	S	68	Shane Grice	G/C
2	Robert Kilow	WR	35	Corey Ivy	CB	69	Pete Pierson	T
3	Mark Royals	P	38	John Howell	S	70	Leon Hires	G
4	Margin Hooks	WR	39	Than Merrill	S	71	Jerry Wunsch	T
5	Andrew Bayes	P	40	Mike Alstott	FB	72	Brian Gruber	T
6	Alex Willis	WR	41	Sean McDermott	LS	75	Todd Washington	C/G
7	Martin Gramatica	K	43	Jameel Cook	FB	76r	Mike Mackenzie	DT
8	Khori Ivy	WR	45	David Newman	TE	76w	DeMarcus Curry	T
10	Shaun King	QB	46	David Gibson	S	77	Joe Tafoya	DE
11	Jacquay Nunnally	WR	47	John Lynch	S	78	Marcus Jones	DE
14	Brad Johnson	QB	48	Charles Kirby	FB	79	George Hegamin	G/T
15	Frank Rice	WR	49	Randy Palmer	TE	80	Todd Yoder	TE
16	Ryan Leaf	QB	50	Jeff Gooch	LB	81	Jacquez Green	WR
17	Chris Daniels	WR	51	Alshermond Singleton	LB	82	Dauntae' Finger	TE
18	Eddie Hardaway	WR	52	Nate Webster	LB	83	Dave Moore	TE
19	Keyshawn Johnson	WR	53	Shelton Quarles	LB	85	Reidel Anthony	WR
20	Ronde Barber	CB	54	Jude Waddy	LB	86	Karl Williams	WR
21	Donnie Abraham	CB	55	Derrick Brooks	LB	87	Frank Murphy	WR
22	Aaron Stecker	RB	56	Byron Thweatt	LB	88	Damian Vaughn	TE
23	Antionious Bonner	CB/S	58	Marq Cerqua	LB	90	Matt Sweeney	DT
24	Jeff Chaney	RB	59	Jamie Duncan	LB	91	Chartric Darby	DE
25	Brian Kelly	CB	60	Cosey Coleman	G	92	Anthony McFarland	DT
26	Dwight Smith	CB	61	Wilbert Brown	G	93	Ron Warner	DE
27	Rabih Abdullah	RB	62	Jeff Christy	C	94	Steve White	DE
28	Warrick Dunn	RB	64	Randall McDaniel	G	95	John McLaughlin	DE
29	Terrance Parrish	CB	65	Russ Hochstein	G	96	Ellis Wyms	DE
30	Anthony Midget	CB	66r	Terry Jolly	DT	97	Simeon Rice	DE
32	Jamie Wilson	RB	66w	Kendell Mack	T	98	James Cannida	DT
33	Eric Vance	S	67	Kenyatta Walker	T	99	Warren Sapp	DT

2001 PRONUNCIATION GUIDE

PLAYERS

Rabih Abdullah	Rah-bee	Martin Gramatica	Mar-teen
Mike Alstott	All-stot	Jacquez Green	Jah-kwez
Reidel Anthony	Ree-dell	Khori Ivy	Core-ee
Ronde Barber	Ron-day	Robert Kilow	Key-low
James Cannida	Can-a-da	Jacquay Nunnally	Jah-kway Nun-ah-lee
Marq Cerqua	Cer-kwa	John McLaughlin	Mc-lock-lin
Dauntae Finger	Don-tay	Simeon Rice	Sim-ee-on
Chartric Darby	Char-trick	Alshermond Singleton	Al-she-mond

COACHES

Chris Foerster	First-ter
----------------	-----------


ROOKIES



ROOKIES


2001 DRAFT CHOICES

RD.	NO.	PLAYER	POS.	HT.	WT.	BIRTHDATE	COLLEGE
1	14	Kenyatta Walker	T	6-5	302	2/01/79	Florida
3	84	Dwight Smith	CB	5-10	201	8/13/78	Akron
4	117	John Howell	S	5-11	204	4/28/78	Colorado State
5	151	Russ Hochstein	G	6-3	288	10/7/77	Nebraska
6a	174	Jameel Cook	FB	5-10	237	2/8/79	Illinois
6b	183	Ellis Wyms	DE	6-3	279	4/12/79	Mississippi State
7a	205	Dauntaé Finger	TE	6-4	255	4/5/77	North Carolina
7b	223	Than Merrill	S	6-3	220	12/12/77	Yale
7c	234	Joe Tafoya	DE	6-4	258	9/6/77	Arizona



KENYATTA WALKER

HT: 6-5
WT: 302
BORN: 2/1/79
DRAFT: 1, 14TH
COLLEGE: FLORIDA



College: Regarded as one of the nation's top offensive tackles after outstanding junior season... Garnered Associated Press All-America selection and earned the Jacobs Blocking Trophy as the Southeastern Conference's top offensive lineman... Tabbed as the Buccaneers' first overall selection (first round, 14th overall) after Tampa Bay traded up seven spots and also sent its second-round selection (51st overall) to the Buffalo Bills... First offensive lineman selected by Tampa Bay in the first round since T Charles McRae (7th overall in 1991)... Tenacious blocker who displays excellent quickness to move up field... Started in 28 of 33 games at right tackle for the Gators, but is expected to make the transition to left tackle for the Buccaneers... Was a semifinalist for the Outland Trophy last season, given to the nation's top offensive lineman... Entered the draft after his junior campaign... Majored in sociology and education... Is just eight hours shy from earning his degree.

2000: Capped off stellar career by earning All-America honors from the Associated Press, *The Sporting News*, *Football News*, *The Sports Xchange* and Walter Camp... Was a consensus All-SEC first-team selection and captured the Jacobs Trophy as the SEC's top offensive lineman... Started in 10 contests at RT, including the Sugar Bowl against Miami... Superb pass blocker who helped the Gators offense average 308.2 yards per game... Was named the Gators' Most Outstanding Offensive Lineman.

1999: Garnered All-SEC second-team honors... Named the co-recipient of the Gators' Best Effort Award... Played in 11 games at RT, posting 77 knockdowns... Paved way for Florida to average 407.9 yards per contest... Graded out a season-high 91 percent and recorded 12 knockdowns in a win over Tennessee.

1998: Played in all 12 games, including the Orange Bowl... Started the first seven games at RT... Named a freshman All-America first-team selection by *Football News*... Was an All-SEC freshman selection by the *Knoxville News-Sentinel*.

1997: Was redshirted as a freshman.

Personal: Earned *USA Today* All-America honors at Meridian High School in Meridian, Mississippi... Also added first-team all-state honors... Named to Prep Star's All-America Team and was also ranked among the top 10 prep offensive linemen in the SEC region by the publication... Volunteered with the Boys and Girls Club, the Civil Air Patrol and the Boy Scouts... Full name is Idrees Kenyatta Walker, born on February 1, 1979, in Meridian, Mississippi.

26
Cornerback

DWIGHT SMITH

HT: 5-10
 WT: 201
 BORN: 8/13/78
 DRAFT: 3, 84TH
 COLLEGE: AKRON

College: Aggressive, playmaking cornerback who tied for the NCAA lead with 10 interceptions in his senior campaign... Reads and reacts quickly to the ball... Hard-hitting defensive back who posted 163 career tackles (132 solo), 15 interceptions, three interception returns for touchdowns, six forced fumbles and four fumble recoveries... Also added 38 career kick-off returns for 826 yards (21.7 avg.)... Majored in business and organizational communications.

2000: Named the MAC Defensive Player of the Year after tying for the NCAA lead with 10 interceptions... Received first-team honors from Walter Camp, *The Sports Xchange*, Football Writers Association and *Football News*... Earned All Mid-America Conference first-team selection... Also was a third-team selection by *The Sporting News*... Recorded 58 tackles (54 solo), 10 interceptions, nine passes defended, three fumble recoveries and two forced fumbles in 11 games... Posted a school-record 208 yards in returns, including two interception returns for touchdowns... Was a finalist for the 2000 Jim Thorpe Award, given to the nation's top defensive back.

1999: Earned All Mid-America Conference second-team honors... Played in 11 games, recording 59 tackles (45 solo), 15 passes defended, three forced fumbles, and two interceptions... Returned 11 kickoffs for 261 yards (23.7 avg.)... Racked up a 32-yard INT return for a TD against Ohio University.

1998: Played in 11 games... Tallied 39 tackles (27 solo), four passes defended, two interceptions and a forced fumble... Returned 17 kickoffs for 381 yards (22.4 avg.).


1997: Appeared in five games... Had seven tackles and one pass breakup... Returned eight kickoffs for 147 yards (18.4 avg.).

Personal: Earned all-state and all-city honors at Central High School (Michigan)... Dwight and his fiancée, Maresha Howard, have a son, Dwight Jr... Full name is Dwight Smith, born on August 13, 1978, in Detroit, Michigan.




38

Safety



JOHN HOWELL

HT: 5-11
WT: 204
BORN: 4/28/78
DRAFT: 4, 117TH
COLLEGE: COLORADO STATE



College: Two-year starter at free safety who is an intense special teams performer... Aggressive defender with tremendous open field instincts... Displayed tremendous work ethic anchoring the Rams' secondary... Recorded 233 career tackles (134 solo), nine sacks, 18 tackles for losses and three interceptions... Originally entered school as a RB and switched to FS as a redshirt freshman... Majored in liberal arts.

2000: Started all 11 games... Earned All-Mountain West Conference first-team honors... Finished second on the Rams with 93 tackles (53 solo)... Despite playing in the secondary, led Colorado State with a career-high five sacks... Added two INTs and six passes defended.

1999: Played in 12 games, including the postseason... Posted a career-high 117 tackles... Added four sacks, seven tackles for losses, six passes defended, two forced fumbles and one INT.

1998: Granted a medical redshirt.


1997: Played in 12 games as a sophomore... Recorded 19 tackles and saw action on special teams.

1996: Appeared in seven games, posting four tackles.

Personal: Lettered four years at Mullen (Neb.) High School, where he earned all-conference first-team honors and all-state honorable mention honors... Also lettered in wrestling, track and golf... Captured the state title in wrestling as a senior and finished second as a junior... Played with Bucs' defensive coordinator Monte Kiffin's son, Chris, at Colorado State... Full name is John Thomas Howell, born on April 28, 1978, in Mullen, Nebraska.


65

Guard



RUSS HOCHSTEIN

HT: 6-4
WT: 300
BORN: 10/7/77
DRAFT: 5, 151ST
COLLEGE: NEBRASKA



College: Emerged as a solid drive blocker in his final two seasons at right guard for the Cornhuskers... Two-year starter at RG who registered 342 career knockdowns in 26 starts... Quick, dependable blocker who displayed tremendous power... Earned All-Big 12 honors for three consecutive seasons... Graduated with a degree in business management in December.

2000: Played in 11 games, including the postseason... Earned first-team All-America honors from *The Sporting News*... Named a consensus All-Big 12 Conference first-team selection... Recipient of the Cletus Fischer Native Son award, given annually to the top college football player in the state of Nebraska... Racked up a career-best 143 knockdowns... Paved way for the offense to average 459.9 yards per game last season, an improvement of 67.7 yards per contest... Helped Nebraska offensive line allow just 10 sacks.

1999: Earned first-team honors by the Associated Press and was a first-team All-Big 12 Conference selection... Also earned first-team honors from the *Dallas Morning News*, *San Antonio News-Express* and *Fort Worth Star-Bulletin*... Played in 12 games, including the postseason... Finished second on the team with 126 knockdowns... Helped the Cornhuskers offense average 392.2 yards per game.

1998: Despite starting just the final three games, earned All-Big 12 Conference honorable mention honors... Helped Nebraska average 384.9 yards per game.


1997: Appeared in five games as a redshirt freshman.

1996: Redshirted.

Personal: Played on the defensive line and middle linebacker at Cedar Catholic High School in Hartington, Nebraska... Garnered first-team All-America honors by *Blue Chip Illustrated*... Earned super-state honors from the Lincoln Journal Star and all-Nebraska honors from the *Omaha World-Herald*... Totaled 309 career tackles, 18 sacks, eight fumble recoveries and two interceptions... Led school to the state playoffs for four consecutive years... Earned all-state and all-class honors as an offensive lineman... Also lettered in track and basketball... Volunteered with the Advisory Board Outreach Program and American Education Week... The subject of a Nebraska Educational Television Documentary, which has chronicled his career since his senior year in high school... Full name is Russ Hochstein, born on October 7, 1977, in Hartington, Nebraska.


43

Fullback



JAMEEL COOK

HT: 5-10
WT: 237
BORN: 2/8/79
DRAFT: 6A, 174TH
COLLEGE: ILLINOIS



College: Solid blocker who has developed into a consistent pass-catching threat out of the backfield... Totaled 64 career receptions for 506 yards and six TDs... Powerful lead blocker and inside runner... Shifted to FB after playing RB in his freshman season... Should also contribute on special teams... Majored in communications.

2000: Started 10 games at FB... Finished second on the Illini with 34 receptions for 218 yards (6.4 avg.) and a touchdown... Also rushed for 215 yards on 49 carries (4.4 avg.).

1999: Played in 12 games in 1999, starting at FB in the final six contests, including the Micon PC.com Bowl... Finished fourth on the team with 26 catches for 288 yards (11.1 avg.) and five TDs... Added 19 carries for 121 yards (6.4 avg.).


1998: Saw action in 10 games... Rushed for 190 yards on 48 carries (4.0 avg.).

Personal: Named a two-time all-Dade County and all-South Dade area selection during his three-year career at Southridge (Miami, Fla.) High School... Rushed for 2,429 yards and 35




ROOKIES

TDs in two seasons... Earned numerous accolades as a senior, including all-america, all-region, all-state, all-district and all-prep honors... Led district in rushing with 1,051 yards and 20 TDs as a senior... Led Southridge to a 20-4 record, including a district championship and state runner-up finish as a junior... Also lettered in baseball... Full name is Jameel A. Cook, Sr., born February 8, 1979, in Miami, Florida.




96

Defensive End



ELLIS WYMS

HT: 6-3
WT: 279
BORN: 4/12/79
DRAFT: 6B, 183RD
COLLEGE: MISSISSIPPI STATE



College: Versatile lineman who can provide depth at both the tackle and end positions... Gifted pass rusher who has decisive closing speed... Collected 120 career tackles (69 solo), 18 tackles for losses and 10 sacks in 40 career games... Majored in technology/education.

2000: Appeared in nine games, making a career-high eight starts... Racked up a career-high 43 tackles (25 solo), three sacks, two fumble recoveries and one forced fumble... Tied for the team lead with 11 tackles for losses... Named a second-team Super Sleeper and All-Southeastern Conference selection by *The Sports Xchange*.

1999: Played in 11 games... Was the Bulldogs' top defensive reserve, posting 42 tackles and a career-best five sacks.

1998: Played in a career-high 12 games, starting one contest... Had 26 tackles and one sack... Responded with six tackles in first career start at Oklahoma State.

1997: Appeared in eight games, adding nine tackles.

Personal: Earned all-state first-team honors at Gentry High School in Indianola, Mississippi... Named to the "Best of the Rest" squad by the *Jackson Clarion Ledger*... Recorded 124 career tackles and seven sacks as a senior... Full name is Ellis Rashad Wyms, born April 12, 1979, in Indianola, Mississippi.



82

Tight End



DAUNTAÉ FINGER

HT: 6-4
WT: 255
BORN: 4/5/77
DRAFT: 7A, 205TH
COLLEGE: NORTH CAROLINA



College: Four-year letterman who is a solid run blocker and adept in the passing attack... First of three seventh-round draft selections by Tampa Bay... Made the most of limited

opportunities, recording 15 career receptions for 138 yards and one touchdown... Lined up with TE Alge Crumpler, a second-round selection (35th overall) of the Atlanta Falcons... Majored in communications.

2000: Caught two passes for 27 yards... Played on 344 snaps, averaging 31.3 snaps per game.

1999: Named Carolina's Most Improved Offensive Player... Played in all 11 games... Posted a career-high 10 receptions for 81 yards and one touchdown... Hauled in first career TD, a game-winning 11-yard scoring reception against Indiana... Recorded at least one reception in eight of 11 contests.


1998: Played in 11 contests... Posted three receptions for 30 yards... Had a season-best 25-yard grab against Clemson.

1997: Saw limited action as a freshman... Was redshirted in 1996.

Personal: Earned all-state and all-conference honors at Newton-Conover (NC) High School... Was actively involved in the Chapel Hill community... Worked with underprivileged children through the Carolina Outreach Program... Volunteers with the United Way... Selected an executive committee member for Carolina Athletes Coming Together... Was one of 300 athletes selected to participate in the NCAA Leadership Conference this past May... Would like to pursue a broadcasting career after his playing days conclude... Full name is Dountae Bryner Finger, born April 5, 1977 in Hickory, North Carolina.


39

Safety



THAN MERRILL

HT: 6-3
WT: 220
BORN: 12/12/77
DRAFT: 7B, 223RD
COLLEGE: YALE



College: Powerful hitter who played both the free and strong safety positions for the Bulldogs... Played three seasons at Yale after transferring from Stanford prior to his sophomore season... Made smooth transition from quarterback to strong safety in freshman campaign at Stanford... First Ivy League player ever drafted by Tampa Bay... Posted 202 career tackles and seven interceptions in 30 games... Majored in political science.

2000: Played in 10 games... Totaled 56 tackles and two interceptions as a senior... Named first-team All-Ivy and first-team All-New England.

1999: Started in all 10 games... Earned first-team All-Ivy and second-team All-ECAC honors... Led Bulldogs with 77 tackles and four interceptions... Posted 10 tackles and a career-high two interceptions against Brown.

1998: Played in 10 games, starting the last nine... Played both strong and free safety, racking up 69 tackles and one interception... Returned six kickoffs for 88 yards (14.6 avg.).


1997: Made smooth transition from quarterback to strong safety in freshman campaign at Stanford... Finished with 29 tackles, two interceptions and two passes defended for the Cardinal.

Personal: Touted as one of the top prep quarterbacks coming out of Fresno (Calif.) High School... Completed 308-of-541 pass attempts for 3,841 yards and 29 touchdowns as a three-year starter... Earned All-Far West honors from *Blue Chip Report* as a senior... Also garnered



ROOKIES

first-team all-league and all-city honors after throwing for 1,715 yards and 18 TDs as senior... Rushed for 348 yards and six scores... Named the California All-Star Football Team League Most Valuable Player... Also was a standout in wrestling, posting a 40-4 prep record... Was his high school class Valedictorian... Won the 1996 CIF Scholar Athlete Award for California... Full name is Nathaniel Merrill, born December 12, 1977, in Fresno, California.



Defensive End



JOE TAFOYA


HT: 6-4

WT: 258

BORN: 9/6/77

DRAFT: 7C, 234TH

COLLEGE: ARIZONA



College: A relentless defender who posted 165 career tackles, 24.5 sacks and 49 tackles for losses... Instinctive player with good quickness... One of two defensive linemen (Ellis Wyms, 6th round) selected by Tampa Bay in the 2001 draft... Earned All-Pac-10 Conference honors in junior and senior campaigns... Majored in communications.

2000: Played in all 11 games... Earned All-Pac-10 Conference first-team honors... Recorded a career-high 54 tackles (36 solo), six sacks and 18 tackles for losses and four passes defended.

1999: Played in all 12 games... Started the first five games at DE before switching to DT for the final seven contests... Still managed 51 tackles (37 solo) and a career-best 10 sacks, while earning second-team All-Pac 10 Conference honors.

1998: Started in 10 games... Recorded 34 tackles (19 solo), 4.5 sacks and nine tackles for losses... Added two fumble recoveries and one pass break up.

1997: Appeared in 10 games, starting five... Tallied 24 stops with four sacks as a freshman... Was redshirted in 1996.

Personal: Earned *Blue Chip Illustrated* All-America honors as a senior from Pittsburg (Cal.) High School... Claimed all-BVAL and Super Prep all-Far West honors... Recorded 105 career tackles... Also lettered in baseball and track... Majored in communications... Full name is Joseph Peter Tafoya, born on September 6, 1977, in Pittsburg, California.

Home Sweet Home

Tampa Bay has posted an impressive 20-5 record since Raymond James Stadium opened in 1998. That mark includes a club record-tying eight consecutive home victories from 1999 and 2000, with seven of those wins closing out the '99 regular season home slate.

Buccaneers at Raymond James Stadium

Year	Regular Season	Playoffs
1998	6-2	0-0
1999	7-1	1-0
2000	6-2	0-0
Totals	19-5	1-0

Best Home Marks in Club History

Year	Regular Season	Stadium
1999	7-1	Raymond James Stadium
2000	6-2	Raymond James Stadium
1998	6-2	Raymond James Stadium
1984	6-2	Tampa Stadium
1981	6-2	Tampa Stadium

2001 FREE AGENTS



ANDREW BAYES #5

P • 6-3 • 200 • 2/11/78

East Carolina

Pro: Signed as an undrafted free agent on April 23, 2001... Played for Frankfurt Galaxy in 2001 NFL Europe League.

College: An All-Conference

USA choice in 1997 and 1998... Enjoyed a sensational '99 campaign, earning first-team All-American honors by most of the major organizations... Finished ECU career as school record-holder for highest punting average for a career (43.5), season (48.1 in 1999) and single-game (54.7 vs. Southern Miss in '99)... Also holds sophomore and junior Pirate season records for punting average with 43.4 and 42.9, respectively... Capped his Pirate career in fine fashion as he boomed his way to a nation's best 48.1 yards per punt average... Majored in marketing.

Personal: Selected first-team all-state by the Associated Press... Named first-team All-Washington Capital Athletic Conference... Also tabbed All-Prince County and first-team All-Met by *The Washington Post*... Punted 31 times as a senior for 43.5 yard average... Connected on 4-of-7 field goal attempts with a long kick of 43... Hit 41-of-41 PATs... Born February 11, 1978, in Hyattsville, Maryland.



ANTONIOUS BONNER #23

CB/S • 6-1 • 200 • 9/3/72

Mississippi

Pro: Signed with Tampa Bay as a free agent on February 19, 2001... Played five seasons in the Canadian Football League, including

the last four (1997-2000) with the Toronto Argonauts... Joined the CFL in 1996 with the Ottawa Roughriders, but did not see any action... Career CFL statistics include 186 tackles, 14 interceptions, 10 fumble recoveries, five passes knocked down, and three sacks... Led Toronto with four interceptions and added 33 tackles, two fumble recoveries, and three stops on special teams in 2000.

College: Played collegiately at Mississippi for two seasons (1993-94)... Ranked second on squad with 94 tackles (53 solo) as a senior at Ole Miss in 1994... Also forced two fumbles, broke up eight passes and had three interceptions... Played in nine games with five starts as a junior in 1993... Posted 28 tackles (16 solo), one fumble recovery and one interception... Sat out

1992 season at Mississippi Delta Community College in order to complete junior college degree after playing two years (1990-91)... Earned second-team all-state J.C. honors in 1991.

Personal: A three-year letterwinner at Greenwood (MS) High School... Named all-state in 1989, as well as all-district and all-area in 1989 and 1990... Had eight interceptions as a senior... Born September 3, 1972 in Chicago, Illinois.



WILBERT BROWN #61

G • 6-2 • 310 • 5/9/77

Houston

Pro: Signed as a free agent on January 5, 2001... Played five games for the San Diego Chargers in 1999 after originally being signed

as a college free agent to the practice squad and was later signed to the active roster on December 4, 1999... Did not play in the 2000 season... Spent the 2001 offseason with NFL Europe's Frankfurt Galaxy.

2000: Did not play while spending majority of season on Chargers' practice squad.

1999: Saw action in five games as a rookie... Spent games 1-11 on Chargers' practice squad... Signed to active roster Dec. 4 and played in Games 12-16, including versus Cleveland (12/5), at Seattle (12/12), at Miami (12/19), versus Oakland (12/26) and at Denver (1/2)... Originally joined Chargers as a rookie free agent.

College: Second-team All-Conference USA selection... Started all 11 games at guard in 1998... Only senior starter on offense and anchored line for unit which averaged 143 rushing yards per game... Played in 41 games during collegiate career with 31 starts... Majored in sociology.

Personal: Played offensive tackle at Hooks High School in Hooks, Texas... Was team captain both his junior and senior years... All-state honorable mention during senior campaign... Born Wilbert Lemon Brown on May 9, 1977 in Texarkana, Texas.



MARQ CERQUA #58

LB • 6-2 • 223 • 4/3/77

Carson-Newman

Pro: Signed as an undrafted free agent on April 23, 2001.

College: Finished his career at Carson-Newman

with 127 tackles in two years at inside linebacker... Transferred from Furman, where



FREE AGENTS

he was the Freshman of the Year in 1996... Made an immediate impact with the Eagles with 59 tackles and six sacks in his first year as a junior for Carson-Newman... Led the team in tackles with 68 during his senior campaign... Also had one sack, two passes defended and one forced fumble... Majored in business administration.

Personal: High school team won the South Carolina state championship in 1992 and 1995... Named to the all-state team as a senior... Played basketball, baseball and track... Born April 3, 1977, in Greenville, South Carolina.



JEFF CHANEY #24
RB • 6-0 • 200 • 11/16/76
Florida State

Pro: Signed as an undrafted free agent on April 26, 2001.

College: Tough player who also saw playing time at FB... Finished his career

with 1,091 yards on 234 carries (4.7 avg.) with 10 TDs... Rushed for a season-high 71 yards on 10 carries against Louisville during senior campaign... Was also a valuable special teams performer during his FSU career... Led FSU in rushing during the 1999 National Championship game against Virginia Tech with 43 yards on four carries... Majored in criminology.

Personal: One of the top all-around players in the state while at Lake Wales High School in Florida... State Class 4A Player of the Year in 1995 and finished third in the voting for Florida's Mr. Football... Rushed for nearly 3,000 yards and 48 touchdowns in his prep career, while recording 344 tackles, 15 sacks and 12 interceptions... Played on two state title teams at Lake Wales... Rushed for 1,874 yards and 27 TDs on 174 carries as a senior... A two-time first-team all-state selection... Born on November 16, 1976 in Lake Wales, Florida.



CHARTRIC DARBY #91
DT • 6-0 • 270 • 10/22/75
South Carolina State

Pro: Re-signed with Tampa Bay as a free agent on January 9, 2001 after spending the entire 2000 season on the team's practice squad... Played in all

four preseason games for Tampa Bay in 2000, totaling five tackles, one sack and one forced fumble... Spent the 2000 offseason with NFL Europe's Barcelona Dragons.

College: Four-year letterman at South Carolina State, where he holds the school record with 45.5 career sacks... Also

finished with 258 career tackles (165 solo), 55 tackles for losses and seven fumble recoveries... Was named the Bulldogs' Outstanding Defensive Lineman for three consecutive seasons (1995-97)... Earned first-team All-MEAC honors his junior and senior seasons... Played in all 12 games as a senior... Named the team's Co-Most Valuable Player after posting career-highs in tackles (103), sacks (22), tackles for losses (26) and fumble recoveries (4)... Earned numerous honors, including being tabbed a Sheridan Broadcasting Network All-America and a second-team All-America selection by *The Sports Network*... Also named to *Don Hansen's Weekly Gazette* Division I All-America team... Finished as the runner-up for the MEAC Defensive Player of the Year... Played in 10 games as a junior... Posted 64 tackles (51 solo), nine sacks and 13 tackles for losses... Earned All-MEAC honorable mention honors as a sophomore... Racked up 80 tackles (54 solo), 12 sacks, 14 tackles for losses and three fumble recoveries... Had 11 tackles and 2.5 sacks as a freshman... Majored in business.

Personal: Earned all-state honors at North (SC) High School... Lettered in football for four seasons... Born October 22, 1975, in North, South Carolina.



SHANE GRICE #68
G/C • 6-1 • 307 • 12/20/76
University of Mississippi

Pro: Signed as an undrafted free agent on April 23, 2001.

College: Came to the University of Mississippi from Itawambee Junior

College and earned three letters while starting 26 games for the Rebels... In his senior campaign helped the Rebels offensive line allow the fewest sacks in the SEC and tied for the third fewest in the nation with seven, despite the Rebels having to use four different starting combinations due to injuries... Played in all 36 games after coming to Ole Miss prior to the 1998 season... Blocked for RB Deuce McAllister, who became a first-round draft pick in the 2001 NFL draft by the New Orleans Saints... Majored in criminal justice.

Personal: First team all-state selection who played in Mississippi-Alabama all-star game... Also rated All-Lee County... Graded 96 percent for entire season... Earned three letters in football, two in basketball, and one in track... Born December 20, 1976, in Tupelo, Mississippi.



BRIAN GRUBER #72
T • 6-7 • 316 • 10/10/77

Vanderbilt

Pro: Signed as an undrafted free agent on April 23, 2001.

College: Was second-team All-SEC in 2000...

Played in every game during his career (44), starting the last 33... Played left tackle his junior and senior seasons after playing left guard as a freshman and sophomore... A tough pass protector with quick feet and good hand usage... Graded out at 92 percent in his senior season with 50 knockdowns... Redshirted his first year at Vanderbilt... Majored in human and organizational development.

Personal: Texas all-state performer... Did not allow a sack in his two-year varsity career... Played both ways in football and also started on the basketball team, averaging 10 points per game and nine rebounds... Born October 10, 1977, in Houston, Texas.



EDDIE HARDAWAY #18
WR • 6-1 • 195 • 10/7/77

C.W. Post

Pro: Signed with Tampa Bay as a free agent on January 3, 2001... Was in the Cincinnati Bengals camp prior to the 2000 season... Spent this past off-

season with NFL Europe's Rhein Fire... Originally signed a free agent contract with Cincinnati on April 24, 2000.

College: Played collegiately at C.W. Post, where he posted career totals of 74 receptions for 1,320 yards (17.8 avg.) with 11 TDs... Added 196 rushing yards on 36 carries (5.4 avg.) with five TDs... Averaged 18.3 yards per catch (36 receptions for 658 yards) in 1999 as a senior... Had 14 catches for 315 yards (22.5 avg.) in his junior season... Grabbed 23 passes for 320 yards as a sophomore and had one catch for a 27-yard score on the final play of the regular season as a freshman... His ability to escape tacklers was featured on an ESPN "Hidden Video" segment.

Personal: Born October 7, 1977 in Amityville, New York.



LEON HIRES #70
G/C • 6-4 • 285 • 12/6/77

Florida

Pro: Signed as an undrafted free agent on April 23, 2001.

College: Played three seasons at Florida after transferring from Notre Dame...

Played in 20 career games with 12 starts... Saw action at both tackle and guard... Started in all 13 games, including the Nokia Sugar Bowl, as a senior... Was named the Gators' Best Offensive Lineman in 2000... As a junior played in five games as a backup tackle... Also saw action in the 2000 Citrus Bowl... Played in three games as sophomore... Transferred from Notre Dame following his freshman campaign... Graduated with a degree in business administration.

Personal: Was a three-year letterman at Manatee High School in Bradenton, Fla... Earned first-team all-state honors as a senior and was a third-team All-State selection as a junior... Was named a team captain as a senior... Did not allow a sack in his senior campaign... Also lettered in power lifting... Born on December 6, 1977, in LaGrange, Georgia.



MARGIN HOOKS #4
WR • 6-0 • 190 • 2/10/78

Brigham Young

Pro: Signed as an undrafted free agent on April 23, 2001.

College: A four-year letterman and a three-year starter after redshirting freshman year... Earned first team All-Mountain West Conference honors during junior and senior campaign... Led the team in receptions his last two years at BYU... Finished with 189 receptions during four-year career... Led the MWC with 1,067 yards receiving his junior year, averaging a conference-best 97.0 yards per game... Season total ranked sixth on the Cougars' all-time single-season yardage list... Had 14 career TDs... Is second on the BYU all-time career receiving chart with 2,841 yards... Majored in broadcast journalism.

Personal: Three-year football letterman at Waco (TX) High School... All-academic team in 1995 and 1996... All-time leading receiver at Waco High School... Set school and state record with 102-yard punt return for a TD... All-state honorable mention as a wide receiver... Born February 10, 1978, in Waco, Texas.



COREY IVY #35
DB • 5-8 • 183 • 3/29/77

Oklahoma

Pro: Signed as a free agent with Tampa Bay on June 4, 2001... Spent the 2001 offseason with the XFL's Chicago Enforcers... Signed with the Cleveland Browns (7/12/00) but was released during training camp (8/27/00)... Spent the 2000 offseason with NFL Europe's Frankfurt

Frankfurt



FREE AGENTS

Galaxy... Had a brief stint on New England's practice squad in 1999... Originally entered the NFL as an undrafted free agent with the Patriots on May 13, 1999.

College: Two-year letterman at Oklahoma... Totaled 69 tackles, four interceptions and nine passes defended for the Sooners... Added one blocked extra point and returned another for a safety... Two-year starter at Northeastern Oklahoma A&M... Amassed 52 tackles, three interceptions and a team-leading 18 passes defended in his final season... Also posted a 51-yard punt return for a touchdown... Majored in sociology.

Personal: Earned district MVP and all-state honors at Moore (Oklahoma) High School as a senior... Started at tailback and cornerback... Rushed for 1,614 yards and 21 touchdowns as a senior... Also lettered in tack... Full name is Corey Terrell Ivy, born March 29, 1977, in St. Louis, Missouri.



KHORI IVY #8

WR • 6-3 • 195 • 3/16/78

West Virginia

Pro: Signed as an undrafted free agent on April 23, 2001

College: Four-year letterman and three-year starter for the Mountaineers... Third in WVU career receptions (160) and second in WVU career receiving yards (2,412)... 47 catches for 806 yards and seven scores as a senior... Voted 2000 Most Valuable Player by his teammates... Won the Ira Rodgers Award from WVU coaches for all-around excellence... Had streak of 40 games with at least one reception (third longest in nation)... Started in 34 of 44 career games... Best game against Temple with seven catches for 155 yards and one touchdown in the 2000 season... Was on preseason Watch List for Fred Biletnikoff Award as nation's top wide receiver... Received his bachelor's degree in physical education with a specialization in athletic coaching education.

Personal: Representative to the Student-Athlete Advisory Committee... Athletic Director's Academic Honor Roll... Big East Academic all-star... Born March 16, 1978 in Boca Raton, Florida.



TERRY JOLLY #66R

DT • 6-2 • 280 • 12/21/76

Clemson

Pro: Signed as an undrafted free agent on April 26, 2001.

College: Four-year letterman

and two-year starter... Named All-ACC as a senior... Racked up an impressive 136 tackles, 18 tackles for loss, five sacks, two interceptions and three forced fumbles... Won all-conference honors as a junior with 58 tackles, two sacks, two forced fumbles and an interception, which he returned 20 yards for a touchdown against Duke... Majored in parks, recreation and tourism management.

Personal: Had 81 tackles and 14 sacks as a senior at Peach County High School, the same school current Buccaneer WR Jacquez Green attended... Defensive MVP as a senior and voted the Best Defensive Lineman in Peach County that year... An all-middle Georgia selection as a junior and senior... Region champion in the shot and discus... Born on December 21, 1976 in Fort Valley, Georgia.



ROBERT KILOW #2

WR • 5-11 • 167 • 2/29/76

Arkansas State

Pro: Signed as an undrafted free agent on April 23, 2001.

College: Named first-team All-Big West as receiver and return specialist in his junior and senior years... Racked up a school-record 72 receptions for all-time best 1,002 yards and three touchdowns as a senior... Finished career with 158 receptions for 2,446 yards and 10 TDs... Posted an impressive 4,195 all-purpose yards during three-year career at ASU... Led the team in receiving and return yards... Set school record with 377 all-purpose yards in one game... Ranks first on ASU's career receiving yards mark... Burned Ole Miss for 254 yards receiving and tied a school record in that game with 11 receptions... Also played and started one season at Itawamba Junior College as a receiver... Majored in secondary education.

Personal: Three-year starter as a receiver and running back at Daleville High School in Alabama... Was named a Reebok All-American his senior year... Caught 70 passes for more than 1,000 yards as a junior... Moved to tailback as a senior and gained over 1,000 yards... Named an all-state performer during senior campaign... Born February 29, 1976 in Opp, Alabama.



KENDELL MACK #66
T • 6-4 • 322 • 7/18/75
Auburn

Pro: Signed with Tampa Bay as a free agent on January 3, 2001... Originally signed with the Buccaneers on June 2, 2000 before being

released on August 27... Began NFL career as an undrafted free agent with New England on 4/20/99... Placed on injured reserve during training camp, then was waived by the Patriots on September 5... Re-signed with New England in January of 2000 before being waived again on May 19, 2000.

College: Played four seasons at Auburn... Saw action in seven games with one start as a senior... Played in 13 games with one start his junior season... Started out at Auburn as a defensive lineman before switching to the offensive line as a redshirt freshman... Played on the Tigers basketball team during the 1997-98 season... Majored in exercise science.

Personal: Two-time all state selection at St. Stephen's High in Pineville, South Carolina... Played T and DT, recording 210 career tackles... Class 2A Basketball Player of the Year... Born Kendell Troy Mack, July 18, 1975, in New York, N.Y.



MIKE MACKENZIE #76
DT • 6-2 • 269 • 3/16/78
Colorado State

Pro: Signed as an undrafted free agent on April 23, 2001.

College: Four-year letterman at Colorado State

who posted 98 career tackles and four sacks... Racked up a career-high 36 tackles and two passes defended as a senior... Had 30 tackles, seven tackles for losses and two sacks as a junior... Recorded 14 tackles and one sack as a sophomore... Saw action in a career-high 12 games as a freshman... Added 18 tackles and one sack.

Personal: Three-year starter as an offensive and defensive lineman at Miami Springs High School in Miami Fla.... Was a two-time all-conference selection... Also named to the Dade County all-star team... Born March 16, 1978, in Miami, Florida.



SEAN McDERMOTT #41
LS • 6-4 • 250 • 12/5/76
Kansas

Pro: Signed as an undrafted free agent on June 4, 2001.

College: Four-year letter-

man at Kansas who handled the long snapper duties and also played tight end for the Jayhawks from 1995-97 and in 1999... Played in 44 career games ... Received a medical redshirt in 1998 after suffering a stress fracture in his foot, but returned the following season... Saw action in 11 games with four starts as a fifth-year senior... Caught four passes for 58 yards and one touchdown... Played in all 11 games as a junior, including his first career start at TE against Texas Tech... Played in 11 games as a sophomore... Joined the roster as a walk-on and earned the job as a long snapper as a freshman... Saw action in 11 contests... Majored in communication studies.

Personal: A three-year letterman at Fort Worth Arlington Heights High School (Texas)... Earned first-team all-district honors as a center in junior and senior seasons... Also was the team's long snapper... Born December 5, 1976, in Lufkin, Texas.



ANTHONY MIDGET #30
CB • 5-11 • 193 • 2/2/78
Virginia Tech

Pro: Re-signed as a free agent on January 5, 2001... Spent the 2000 season on the Buccaneers' practice squad... Signed with Tampa Bay's practice squad

(8/28/00) after being released by the Atlanta Falcons (8/27/00)... Posted two interceptions for the Falcons, including a 43-yard interception return for a touchdown in the 2000 preseason... Originally entered the NFL as a fifth-round draft selection (134th overall) by Atlanta in 2000.

College: Four-year letterman at Virginia Tech, where he racked up 121 career tackles (97 solo), five interceptions and two sacks in 43 games... Earned first-team All-Big East honors as a senior, posting 24 tackles, a team-leading four INTs and one sack... Also named a third-team All-America selection by *The Sporting News*... Played in more than 500 defensive plays and 75 special teams plays during the regular season... Shared Big East Player of the Week honors after tying a school record and conference mark with three interceptions against Miami... Played in all 11 games as a junior... Finished second on the Hokies with seven passes defended, while adding 17 tackles... Recorded a 27-yard INT return for a TD in the Music City Bowl... Played in 10 games, starting seven as a sophomore... Totaled a career-high 48 tackles (39 solo), four passes defended, two fumble recoveries and one sack... Saw action in 11 games as a freshman, registering 32 tackles (25 solo)... Majored in sociology.



FREE AGENTS

Personal: Lettered three seasons at Clewiston (FL) High School... Played receiver, quarterback, defensive back and running back... Led team to a district championship... Was an All-Southeast selection by The National Recruiting Advisor following his senior season... Earned honorable mention 4A all-state honors his junior and senior seasons... Was a two-time all-district and all-area selection... Concluded outstanding prep career with 887 yards passing, 736 rushing yards and 24 receptions on 613 yards... Also tossed 12 career TDs, added 10 rushing TDs and hauled in nine receiving scores... Completed 44-of-86 passes for 856 yards and 11 TDs as a senior... Added nine rushing TDs and 412 rushing yards... Hauled in 16 receptions for 385 yards and seven TDs as a junior... Added three INTs... Also lettered four years in baseball and three seasons in track... Full name is Anthony Midget, born February 2, 1978, in Clewiston, Florida.



DAVID NEWMAN #45
TE • 6-6 • 245 • 8/6/78
Louisiana Tech

Pro: Signed as an undrafted free agent on April 23, 2001.

College: Four-year letterman at Louisiana Tech...

Posted 54 career receptions for 559 yards and nine TDs... Started all 11 games as a senior... Finished fifth on the team, hauling in a career-high 23 receptions for 212 yards and two TDs last season... Started 11 games as a junior, recording 11 catches for 102 yards and three TDs... Moved to tight end from quarterback prior to his sophomore campaign... Posted 20 receptions for 245 yards and finished fourth on the team with four TDs... Saw action in four games at quarterback as a freshman... Completed 8-of-16 passes for 84 yards and had four carries for 25 yards... Was redshirted in 1996... Majored in general studies.

Personal: Earned first-team all-district honors at Tensas Academy in St. Joseph, La. during his junior and senior seasons... Threw for 3,800 yards and 28 TDs in his prep career... Was an all-area selection as a sophomore... Also lettered in basketball... Born August 6, 1978, in Natchez, Mississippi.



JACQUAY NUNNALLY #11
WR • 5-11 • 200 • 1/4/78
Florida A&M

Pro: Signed as an undrafted free agent on April 23, 2001.

College: Concluded stellar collegiate career as the

most prolific receiver in NCAA Division I-AA history... Finished with 318 career receptions, breaking All-Pro Jerry Rice's total of 301... Was a three-time All-America recipient from the NCAA Division I-AA committee and the Sheridan Broadcasting Network... Was a four-time first-team All-Mid-Eastern Athletic Conference selection who amassed 318 career receptions for 4,245 yards and 38 TDs in 43 regular season games... Hauled in 44 career catches for 451 yards and one touchdown in 11 postseason games... Led the Rattlers to four consecutive NCAA Division I-AA playoff appearances... Established a school-record with 96 receptions for 1,088 yards and nine TDs as a senior... Finished as the runner-up for the MEAC Offensive Player of the Year... Established the NCAA-Division I-AA career receptions mark with a career-high 16 catches for 155 yards against Southern University... Posted 68 catches for 775 yards and seven TDs as a junior... Led NCAA Division I-AA in receptions (93) and receiving yards (1,316), while adding 12 TDs as a sophomore... Earned Associated Press and All-Mid Eastern Athletic Conference first-team honors... Named an Associated Press Division I-AA All-America third-team selection and was tabbed as a Sheridan Broadcasting Network Black College All-America pick as a freshman... Totaled 61 catches for 1,066 yards and 10 TDs... Also snared a career-best 284 receiving yards on 13 receptions against North Carolina A&T... Majored in computer information systems.

Personal: Earned all-state and all-district honors from Edison (Miami, Fla.) High School... Also was an All-Dade County selection... Selected to play in a high school all-star game — the Shrine Bowl — in Miami... Born January 14, 1978, in Miami, Florida.



TERRANCE PARRISH #29
CB • 5-11 • 190 • 10/1/76
Southern Mississippi

Pro: Re-signed as a free agent on January 3, 2001... Spent offseason with NFL Europe's Frankfurt Galaxy... Originally signed as an undrafted free agent by

Tampa Bay on April 17, 2000... Waived by the Buccaneers on 8/21/00.

College: Four-year letterman who totaled 42 career games and 27 starts... Three-year starter in the secondary who led the Golden Eagles to consecutive bowl games... Started all 11 games as a senior... Recorded 53 tackles and finished tied for third with three interceptions... Had a six-yard interception return for a touchdown against Tulane... Started 11 games as a junior... Finished with 39 tackles and two

interceptions... Tied for the team lead with 10 passes defended... Returned an interception for a TD against East Carolina... Played in nine games, starting five as a sophomore... Notched 15 tackles, four passes defended and one interception... Manned the starting CB position for the first five weeks, prior to being sidelined for two weeks with a knee injury... Returned by seeing limited action in the final four contests... Played in 11 games as a defensive back and special team performer as a freshman... Majored in coaching.

Personal: Completed his career as Theodore (AL) High School's all-time leading rusher with more than 4,000 yards... Played running back until switching to QB in senior season... Threw for 780 yards and four touchdowns as a senior and rushed for 650 yards and eight scores... Named to the *Mobile Press-Register* All-Area team and the Mobile Super 22 list by the Mobile Coaches Association... Also lettered in baseball... Born on October 1, 1976, in Theodore, Alabama.



FRANK RICE #15

WR • 6-0 • 180 • 2/2/78

Colorado State

Pro: Signed as an undrafted free agent on April 23, 2001.

College: Four-year letterman who posted 82 career receptions for 1,258 yards and 13 TDs... Ranks sixth on the

Rams' all-time TD receiving list with 13 scores... Earned All-WAC honorable mention honors from the WAC coaches as a senior... Played in a career-high 11 games, finishing second on the team with a career-best 40 catches for 541 yards and three TDs... Hauled in 28 catches for 459 yards and a career-high six touchdowns as a junior... Suffered a torn ACL injury in his left knee and played in just five games as a sophomore... Prior to his injury, posted six receptions for 130 yards, including three TDs... Snared eight catches for 128 yards and one score as a freshman... Was redshirted in 1996.

Personal: Earned all-state and all-conference honors as a senior at Serra (Cal.) High School... Amassed 2,800 career rushing yards during his prep career... Rushed for 1,300 yards and 13 TDs as a senior... Born February 2, 1978, in Lynwood, California.



MATT SWEENEY #90

DT • 6-2 • 275 • 5/24/77

Miami

Pro: Did not play in 2000... Signed as an undrafted free agent on January 3, 2001... Spent offseason with NFL Europe's Rhein Fire.

College: Four-year starter who amassed 150 career tackles, 18 tackles for losses and eight sacks... Started his last two seasons at defensive tackle for the Hurricanes... Started in 11 games as a senior... Finished third on the defensive line with 54 tackles and added 1.5 sacks... As a junior, started all 11 games... Totaled 45 tackles (21 solo) and a career-high four sacks... Appeared in 11 games as a sophomore... Posted 41 tackles and one sack... Saw action in eight games as a freshman... Was redshirted in 1995... Majored in criminology.

Personal: Finished as the all-time leading receiver at High Point Regional in Lafayette, NJ... Earned all-league, all-area and all-west honors... Saw action at tight end, defensive end, longsnapper and kicker... Hauled in 52 career receptions for 791 yards and five touchdowns... Added 130 career tackles, nine sacks and six forced fumbles... Also lettered in basketball... Born May 24, 1977, in Lafayette, New Jersey.



BYRON THWEATT # 56

LB • 6-2 • 233 • 3/21/77

Virginia

Pro: Signed as an undrafted free agent on April 23, 2001.

College: Four-year letterman who started 47 career games for the Cavaliers...

Holds school record for most starts by a linebacker... Finished third on the school's all-time tackles list with 387 career stops... Added 23 career tackles for losses, seven sacks, 14 passes defended and four interceptions... Was a two-time team captain in 1999 and 2000... Earned All-ACC second-team honors, racking up 125 tackles as a senior... Tackle total tied for the sixth-best in school history... Also named an All-America and All-ACC honorable mention selection by *Football News*... Tabbed a first-team all-state pick by *The Roanoke Times* and the Virginia Sports Information Directors Association... Received the Ned McDonald Award, presented to the team's most outstanding defensive player... Started at linebacker for the East squad in the East-West Shrine game... Was a second-team All-ACC selection as a junior... Posted 66 tackles, one sack and an INT... Earned honorable mention All-ACC honors as a sophomore... Recorded 99 tackles and a career-high two INTs... Received the Virginia Student Aid Foundation's Gretchen Savin MacLwaine Football Scholarship award for academic excellence... Was a first-team All-America selection by *The Sporting News* as a freshman... Had 97 tackles and a career-high three sacks... Earned a degree in history and was working on his graduate degree during the 2000 season.



FREE AGENTS

Personal: Garnered numerous honors as a four-year letterman at Mataoca High School in Chesterfield, Va... Honors included Associated Press Group AA Player of the Year and Southside District Defensive Player of the Year as a running back and defensive end... Earned All-America honors by *Scholastic Coach* and *SuperPrep* as a senior... Rushed for 1,127 yards and 18 TDs... Also recorded 75 tackles, six sacks, five fumble recoveries and three blocked punts... Born March 21, 1977, in Petersburg, Virginia.



DAMIAN VAUGHN #88
TE • 6-2 • 252 • 6/14/75
Miami University (Ohio)

Pro: Signed with Tampa Bay as a free agent on January 9, 2001.... Spent the entire 1998 and 1999 seasons on the Cincinnati Bengals' practice squad....

Spent the 2000 offseason with NFL Europe's Barcelona Dragons... Led all NFL/EU tight ends with 40 receptions, finishing ninth among receivers... Was waived by the Bengals on 8/16/00... Claimed by the Miami Dolphins off waivers on 8/16/00... Was released by the Dolphins on August 23, 2000... Was originally drafted by Cincinnati in the seventh round (222nd overall) in the 1998 NFL Draft.

College: Posted 47 career receptions for 533 yards and two TDs at Miami (Ohio)... Earned first-team All-Mid-America Conference honors as a senior... Hauled in 27 catches for 340 yards and one TD... Started every game his last two seasons... Was the recipient of the team's RedHawk Award for spirit, enthusiasm and special contributions... Majored in Spanish.

Personal: Earned all-conference and all-region honors at Orrville High School in Orrville, Ohio... Speaks Portuguese and Spanish... Favorite hobby is guitar... Born June 14, 1975, in Anchorage, Alaska.



ALEX WILLIS # 6
WR • 6-0 • 180 • 9/2/78
Florida

Pro: Signed as an undrafted free agent on April 23, 2001.

College: A former walk-on who helped lead the Gators to four consecutive bowl

appearances... Played in 35 career games with 12 starts... Posted 46 career receptions for 746 yards (16.2 avg.) and five TDs... Played in 10 games with three starts as a senior... Was named a team captain and

started in the Nokia Sugar Bowl... Caught 12 passes for 180 yards and two TDs... Received the Gators' Fifth-Year Leadership Award... Played in all 12 games with nine starts as a junior... Finished fourth on the team with 22 receptions for 322 yards and two scores... Also started in the Citrus Bowl... As a sophomore, played in 10 games, including the Fed Ex Orange Bowl... Posted 10 receptions for 244 yards and one TD... Played in three games as a freshman after playing the prior season with the scout team... Majored in business administration.

Personal: Earned All-District and All-Conference honors in his senior season at Ribault High School in Jacksonville, Fla... Recorded 30 receptions for 640 yards as a senior... Was a member of the National Honor Society... Also participated in the DARE program... Born September 2, 1978, in Jacksonville, Florida.



JAMIE WILSON # 23
RB • 6-1 • 212 • 1/8/78
East Carolina

Pro: Signed as an undrafted free agent on April 23, 2001.

College: Ranked ninth on East Carolina's career rushing list with 2,131

yards... Named one of 35 preseason candidates for the 2000 Doak Walker Award, given to the nation's most outstanding running back... Also selected to the 2000 preseason All-Conference USA first-team... Became the 13th player in school history to gain more than 2,000 yards rushing... Played in seven games, rushing for 305 yards and three TDs as a senior... Started in 10 of 11 contests as a junior... Led the Pirates for the second consecutive season with a career-high 865 rushing yards on 156 carries (5.5 avg.) and seven TDs... Started all 11 games as a sophomore, leading East Carolina with 647 rushing yards and four scores... Named to the C-USA All-Freshman Team after rushing for 347 yards and a team-high three TDs in 11 games... Also added 20 receptions, including two for TDs... Majored in industrial technology.

Personal: Tabbed as an all-conference selection at D.H. Conley High School in Greenville, N.C during his junior and senior seasons... Rushed for more than 2,900 career yards and 33 TDs... Racked up 1,270 yards as a senior... Also played defensive back, recording 200-plus tackles and 13 interceptions... Born January 8, 1978, in Greenville, North Carolina.



2000 SEASON REVIEW



2000 SEASON REVIEW

2000 REGULAR SEASON STATISTICS

2000 Record—				Won: 10	Lost: 6
Sept 3	W	21-16	at New England	60,292	
Sept 10	W	41-0	CHICAGO	65,569	
Sept 17	W	31-10	at Detroit	76,928	
Sept 24	L	17-21	NEW YORK JETS	65,619	
Oct 1	L	17-20 (OT)	at Washington	83,532	
Oct 9	L	23-30	at Minnesota	64,162	
Oct 15			— bye week —		
Oct 19	L	14-28	DETROIT	65,557	
Oct 29	W	41-13	MINNESOTA	65,589	
Nov 5	W	27-14	at Atlanta	70,097	
Nov 12	W	20-15	GREEN BAY	65,621	
Nov 19	L	10-13	at Chicago	66,944	
Nov 26	W	31-17	BUFFALO	65,546	
Dec 3	W	27-7	DALLAS	65,621	
Dec 10	W	16-13	at Miami	74,307	
Dec 18	W	38-35	ST. LOUIS	65,653	
Dec 24	L	14-17 (OT)	at Green Bay	59,692	

	BUCCANEERS	OPPONENTS
TOTAL FIRST DOWNS	275	283
Rushing	111	84
Passing	144	180
Penalty	20	19
3rd Down: Made/Att.	66/198 33.3%	74/225 32.9%
4th Down: Made/Att.	5/12 41.7%	12/20 60.0%
POSSESSION AVG.	29:38	30:22
TOTAL NET YARDS	4649	4800
Avg. Per Game	290.6	300.0
Total Plays	961	1047
Avg. Per Play	4.8	4.6
NET YARDS RUSHING	2066	1648
Avg. Per Game	129.1	103.0
Total Rushes	490	398
NET YARDS PASSING	2583	3152
Avg. Per Game	161.4	197.0
Sacked/Yards Lost	38/241	55/332
Gross Yards	2824	3484
Att./Completions	433/237	594/339
Completion Pct.	54.7	57.1
Had Intercepted	13	25
PUNTS/AVERAGE	85/41.8	89/40.0
NET PUNTING AVERAGE	35.1	33.5
PENALTIES/YARDS	82/702	95/688
FUMBLES/FUMBLES LOST	16/11	26/16
TOUCHDOWNS	43	29
Rushing	18	12
Passing	18	15
Returns	7	2

SCORE BY QUARTERS	1	2	3	4	OT	TOTAL
BUCCANEERS	88	131	60	109	0	388
OPPONENTS	39	79	53	92	6	269

SCORING	TD	R	P	RT	AT	2P	FG	S	PTS
Gramatica	0	0	0	0	42-42	0	28-34	0	126
Dunn	9	8	1	0	0-0	0	0-0	0	54
Johnson	8	0	8	0	0-0	0	0-0	0	48
King	5	5	0	0	0-0	1	0-0	0	32
Alstott	5	5	0	0	0-0	0	0-0	0	30
Anthony	4	0	4	0	0-0	0	0-0	0	24
Moore	3	0	3	0	0-0	0	0-0	0	18
Barber	2	0	0	2	0-0	0	0-0	0	12
Abraham	1	0	0	1	0-0	0	0-0	0	6
Brooks	1	0	0	1	0-0	0	0-0	0	6
Duncan	1	0	0	1	0-0	0	0-0	0	6
Green	1	0	1	0	0-0	0	0-0	0	6
Kelly	1	0	0	1	0-0	0	0-0	0	6
McDaniel	1	0	1	0	0-0	0	0-0	0	6
Williams	1	0	0	1	0-0	0	0-0	0	6
team	0	0	0	0	0-0	0	0-0	1	2
BUCCANEERS	43	18	18	7	42-42	1-1	28-34	1	388
OPPONENTS	29	12	15	2	25-25	2-4	22-32	0	269

PASSING	Att	Comp	Yds	Cmp%	Yds/Att	TD	TD%	INT	INT%	Lg	Sack/Lost	Rating
King	428	233	2769	54.4	6.47	18	4.2	13	3.0	75	37/240	75.8
Royals	1	1	36	100.0	36.00	0	0.0	0	0.0	36	0/0	118.8
Zeier	3	3	19	100.0	6.33	0	0.0	0	0.0	14	0/0	93.1
Alstott	1	0	0	0.0	0.00	0	0.0	0	0.0	0	0/0	39.6
Hamilton	0	0	0	—	—	0	—	—	—	0	1/1	—
BUCCANEERS	433	237	2824	54.7	6.52	18	4.2	13	3.0	75	38/241	76.2
OPPONENTS	594	339	3484	57.1	5.87	15	2.5	25	4.2	72t	55/332	65.0

RUSHING	No	Yds	Avg	Lg	TD
Dunn	248	1133	4.6	70t	8
Alstott	131	465	3.5	20t	5
King	73	353	4.8	19	5
Abdullah	16	70	4.4	19	0
Stecker	12	31	2.6	14	0
Green	5	13	2.6	6	0
Johnson	2	5	2.5	3	0
Hamilton	1	-2	-2.0	-2	0
Zeier	2	-2	-1.0	-1	0

BUCCANEERS	490	2066	4.2	70t	18
OPPONENTS	398	1648	4.1	50t	12

RECEIVING	No	Yds	Avg	Lg	TD
Johnson	71	874	12.3	38	8
Green	51	773	15.2	75	1
Dunn	44	422	9.6	45	1
Moore	29	288	9.9	28	3
Anthony	15	232	15.5	46t	4
Alstott	13	93	7.2	21	0
Hape	6	39	6.5	13	0
Williams	2	35	17.5	27	0
Abdullah	2	14	7.0	11	0
Robinson	1	36	36.0	36	0
Stecker	1	15	15.0	15	0
McDaniel	1	2	2.0	2t	1
Yoder	1	1	1.0	1	0

BUCCANEERS	237	2824	11.9	75	18
OPPONENTS	339	3484	10.3	72t	15

INTERCEPTIONS	No	Yds	Avg	Lg	TD
Abraham	7	82	11.7	23	0
Robinson	6	1	0.2	1	0
Duncan	4	55	13.8	31t	1
Lynch	3	43	14.3	36	0
Barber	2	46	23.0	37t	1
Brooks	1	34	34.0	34t	1
Kelly	1	9	9.0	9t	1
Quarles	1	5	5.0	5	0

BUCCANEERS	25	275	11.0	37t	4
OPPONENTS	13	155	11.9	60	1

PUNTING	No	Yds	Avg	Net	TB	In20	Lg	Bk
Royals	85	3551	41.8	35.1	8	17	63	0
BUCS	85	3551	41.8	35.1	8	17	63	0
OPPONENTS	89	3556	40.0	33.5	12	24	64	3

PUNT RETURNS	Ret	FC	Yds	Avg	Lg	TD
Williams	31	18	286	9.2	73t	1
Hastings	5	1	50	10.0	16	0
Green	2	0	1	0.5	1	0
Yoder	1	0	0	0.0	0	0

BUCCANEERS	39	19	337	8.6	73t	1
OPPONENTS	41	24	408	10.0	66t	1

KICKOFF RETURNS	Ret	Yds	Avg	Lg	TD
Stecker	29	663	22.9	48	0
Williams	19	453	23.8	41	0
Anthony	3	88	29.3	45	0
Murphy	2	24	12.0	19	0
Abdullah	1	16	16.0	16	0
Green	1	11	11.0	11	0

BUCCANEERS	55	1255	22.8	48	0
OPPONENTS	74	1688	22.8	70	0

FIELD GOALS	1-19	20-29	30-39	40-49	50+	Lg
Gramatica	0-0	8-8	8-10	7-9	5-7	55

BUCCANEERS	0-0	8-8	8-10	7-9	5-7	55
OPPONENTS	1-1	6-6	8-12	6-9	1-4	52

GRAMATICA: () (50WR, 23G, 47G) (38WL, 24G) (22G) (40B, 42G) (23G, 53N, 33G, 35G) (27G, 43G, 50G, 55G) (47G, 26G) (51G, 34G) (54G, 51G) (33G) (45G) (28G, 25G) (34WL, 38G, 30G, 46G) (35G) (38G, 43G, 40WR)

OPPONENTS: (30G, 55S) (42WR) (38G, 34WR) (41G, 27G) (28G, 35B, 20G) (37G, 42G, 51B, 19G) (32G, 47G, 40B) (30G, 37G) () (52G, 53S, 42G, 45G) (34G, 38WR, 48G) (42WL, 28G) (34B) (35G, 23G) () (22G)

SACKS: Sapp 16.5, Jones 13.0, McFarland 6.5, Barber 5.5, Ahanotu 3.5, Carrido 2.0, T. Jackson 2.0, White 2.0, Brooks 1.0, Lynch 1.0.

Buccaneers 55.0, Opponents 38.0.

2000 SEASON REVIEW

2000 REGULAR SEASON DEFENSIVE STATISTICS

Player	Solo Tackles	Assists	Total Tackles	Sacks/Yards	TFL	Ints./Yards	For. Fum.	Fum. Rec.	Passes Def.
Brooks	130	49	179	1.0/2	3	1/34	5		11
Lynch	66	44	110	1.0/3	2	3/43		2	7
Robinson	56	48	104			6/1		3	15
Barber	65	32	97	5.5/40.5		2/46	1	1	20
Duncan	59	38	97		1	4/55		1	7
Sapp	46	30	76	16.5/130	4		1		4
Quarles	43	26	69	2.0/4	1	1/5	2	4	
McFarland	36	29	65	6.5/44.5	4		1	1	
Abraham	41	22	63			7/82	1	27	
Ahanotu	32	31	63	3.5/21.5	2		3	1	3
Jones	30	20	50	13.0/61.5	2			1	1
Kelly	32	15	47			1/9		2	14
White	18	24	42	2.0/11	1		1		
Singleton	20	12	32		1		1		1
Webster	18	14	32						1
Jackson, D.	20	10	30						5
Cannida	5	8	13	2.0/6	1				
Gooch	8	4	12						
Jackson, T.	3	5	8	2.0/8					1
Davis	1	6	7						
Gibson	2	1	3						
Vance	1	2	3						
Young	1	0	1						

2000 SPECIAL TEAMS STATISTICS

Player	Solo Tackles	Assists	Total Tackles	Fumbles For./Rec.
Gooch	18	5	23	
Davis	15	6	21	
Jackson, D.	16	4	20	0/1
Abdullah	11	5	16	
Vance	8	3	11	
Singleton	7	4	11	
Gibson	8	1	9	
Yoder	4	4	8	
Young	7	0	7	
Stecker	5	2	7	
Barber	6	0	6	
McLaughlin	3	1	4	
Gramatica	3	0	3	
Unutoa	3	0	3	
Duncan	2	1	3	
Kelly	2	1	3	
Royals	2	0	2	
Spence	2	0	2	
Webster	2	0	2	
Kirby	1	1	2	
Robinson	1	1	2	
Quarles	1	0	1	

Defensive/Special Teams Touchdowns

Barber 24 yd. fumble return vs. Chi., 9/10
 Barber 37 yd. interception return vs. NYJ, 9/24
 Abraham 53 yd. return of blocked FG at Min., 10/9
 Brooks 34 yd. interception return vs. MIN, 10/29
 Williams 73 yd. punt return vs. BUF, 11/26
 Kelly 9 yd. interception return, vs. Dallas, 12/3
 Duncan 31 yd. interception return at Miami, 12/10

Miscellaneous Tackles

Johnson 4, Green 3, Alstott 1, Dunn 1, Hape 1, Jones 1, Middleton 1

Miscellaneous Fumble Recoveries

King 3, Alstott 1, Williams 1

Blocked Punts

Singleton 1 (at Detroit, 9/17), Webster 1 (vs. Detroit, 10/19), McLaughlin 1 (at Atlanta, 11/5)

Blocked Field Goals

Sapp 2 (at Washington, 10/1; at Minnesota, 10/9)
 Jones 2 (vs. Detroit, 10/19; vs. Dallas, 12/3)

Safeties

Team (vs. Detroit, 10/19)



2000 SEASON REVIEW

2000 PRESEASON STATISTICS

2000 Preseason Record —			Won: 3	Lost: 1
Aug 4	W	13-12	WASHINGTON	65,003
Aug 10	L	13-15	at Miami	58,703
Aug 20	W	31-21	at New England	60,292
Aug 25	W	37-14	KANSAS CITY	64,267

	BUCCANEERS		OPPONENTS	
TOTAL FIRST DOWNS	69		57	
Rushing	25		24	
Passing	38		31	
Penalty	6		2	
3rd Down: Made/Att.	18/54	33.3%	19/55	34.5%
4th Down: Made/Att.	2/4	50.0%	1/4	25.0%
POSSESSION AVG.	31:40		28:20	
TOTAL NET YARDS	1164		1129	
Avg. Per Game	291.0		282.3	
Total Plays	257		246	
Avg. Per Play	4.5		4.6	
NET YARDS RUSHING	391		447	
Avg. Per Game	97.8		111.8	
Total Rushes	119		106	
NET YARDS PASSING	773		682	
Avg. Per Game	193.3		170.5	
Sacked/Yards Lost	3/21		13/83	
Gross Yards	794		765	
Att./Completions	135/72		127/72	
Completion Pct.	53.3		56.7	
Had Intercepted	4		6	
PUNTS/AVERAGE	24/43.8		20/45.6	
NET PUNTING AVERAGE	34.9		36.6	
PENALTIES/YARDS	32/262		30/233	
FUMBLES/FUMBLES LOST	8/3		14/11	
TOUCHDOWNS	12		6	
Rushing	6		3	
Passing	4		1	
Returns	2		2	

SCORE BY QUARTERS	1	2	3	4	OT	TOTAL
BUCCANEERS	7	30	14	43	0	94
OPPONENTS	13	17	6	26	0	62

SCORING	TD	R	P	Rt	PAT	2P	FG	S	PTS
Gramatica	0	0	0	0	10-10	0	4-7	0	22
Stecker	3	3	0	0	0-0	0	0-0	0	18
Alstott	2	2	0	0	0-0	0	0-0	0	12
Abdullah	1	1	0	0	0-0	0	0-0	0	6
Duncan	1	0	0	1	0-0	0	0-0	0	6
Gibson	1	0	0	1	0-0	0	0-0	0	6
Green	1	0	1	0	0-0	0	0-0	0	6
McLeod	1	0	1	0	0-0	0	0-0	0	6
Williams, K.	1	0	1	0	0-0	0	0-0	0	6
Yoder	1	0	1	0	0-0	0	0-0	0	6
BUCCANEERS	12	6	4	2	10-10	0-2	4-7	0	94
OPPONENTS	6	3	1	2	5-5	0-1	7-9	0	62

RUSHING	No	Yds	Avg	Lg	TD
Dunn	30	129	4.3	48	0
Abdullah	31	117	3.8	15	1
Stecker	22	47	2.1	12	3
Alstott	12	39	3.3	9	2
Sanford	9	38	4.2	14	0
Hamilton	9	19	2.1	8	0
Milanovich	1	2	2.0	2	0
King	4	1	0.3	4	0
Zeiser	1	-1	-1.0	-1	0
BUCCANEERS	119	391	3.3	48	6
OPPONENTS	106	447	4.2	58t	3

PASSING	Att	Comp	Yds	Cmp%	Yds/Att	TD	TD%	INT	INT%	Lg	Sack/Lost	Rating
King	52	32	440	61.5	8.46	1	1.9	2	3.8	58	1/8	79.0
Zeiser	48	23	231	47.9	4.81	2	4.2	1	2.1	39	0/0	67.3
Hamilton	27	14	114	51.9	4.22	1	3.7	0	0.0	15	1/4	75.2
Milanovich	8	3	9	37.5	1.13	0	0.0	1	12.5	8	1/9	6.3
BUCCANEERS	135	72	794	53.3	5.88	4	3.0	4	3.0	58	3/21	68.6
OPPONENTS	127	72	765	56.7	6.02	1	0.8	6	4.7	51	13/83	57.4

RECEIVING	No	Yds	Avg	Lg	TD
Johnson	12	155	12.9	27	0
Williams, K.	7	83	11.9	17t	1
Abdullah	6	26	4.3	10	0
Stecker	5	20	4.0	15	0
Anthony	4	78	19.5	37	0
Hastings	4	68	17.0	39	0
Moore	4	41	10.3	14	0
Voder	4	35	8.8	13	1
Dunn	4	13	3.3	8	0
Green	3	144	48.0	58	1
Murphy	3	28	9.3	11	0
Purnell	3	8	2.7	4	0
Lusk	3	7	2.3	4	0
Freeman	2	24	12.0	13	0
Whalen	2	8	4.0	6	0
McLeod	1	17	17.0	17t	1
Jones, D.	1	12	12.0	12	0
Daniels	1	11	11.0	11	0
Hape	1	6	6.0	6	0
O'Connor	1	5	5.0	5	0
Spence	1	5	5.0	5	0
BUCCANEERS	72	794	11.0	58	4
OPPONENTS	72	765	10.6	51	1

INTERCEPTIONS	No	Yds	Avg	Lg	TD
Jackson	2	0	0.0	0	0
Abraham	1	12	12.0	12	0
Popovich	1	0	0.0	0	0
Quarles	1	0	0.0	0	0
Singleton	1	0	0.0	0	0
BUCCANEERS	6	12	2.0	12	0
OPPONENTS	4	150	37.5	77	1

PUNTING	No	Yds	Avg	Net	TB	In20	Lg	Bk
Royals	15	684	45.6	36.9	2	4	51	0
Shay	9	366	40.7	31.6	2	0	50	0
BUCS	24	1050	43.8	34.9	4	4	51	0
OPPONENTS	20	911	45.6	36.6	1	4	66	1

PUNT RETURNS	Ret	FC	Yds	Avg	Lg	TD
Williams, K.	8	2	105	13.1	26	0
Hastings	4	2	46	11.5	14	0
Stecker	1	0	9	9.0	9	0
Murphy	0	1	0	0.0	0	0
BUCCANEERS	13	5	160	12.3	26	0
OPPONENTS	18	2	133	7.4	17	0

KICKOFF RETURNS	Ret	Yds	Avg	Lg	TD
Stecker	6	175	29.2	78	0
Murphy	5	122	24.4	51	0
Abdullah	2	30	15.0	17	0
Williams	1	19	19.0	19	0
Green	1	15	15.0	15	0
McLeod	1	13	13.0	13	0
BUCCANEERS	16	374	23.4	78	0
OPPONENTS	18	339	18.8	34	0

FIELD GOALS	1-19	20-29	30-39	40-49	50+	Lg
Gramatica	0-0	1-2	2-3	1-2	0-0	41
BUCCANEERS	0-0	1-2	2-3	1-2	0-0	41
OPPONENTS	0-0	5-5	0-0	1-2	1-2	54

GRAMATICA: (46WL, 28WJ) (1) (35WL, 36GI) (27G, 36G, 41G)
 OPPONENTS: (22G, 24G) (26G, 21G, 54G, 25G, 42G) (49WR, 50SI) (1)
 SACKS: T. Jackson 3.0, Duncan 1.5, Ahanotu 1.0, Cannida 1.0, Darby 1.0, Jordan 1.0, Lynch 1.0, McFarland 1.0, McLaughlin 1.0, Singleton 1.0, M. Jones 0.5.
 Buccaneers 11.0, Opponents 3.0.

2000 SEASON REVIEW

2000 PRESEASON DEFENSIVE STATISTICS

Player	Solo Tackles	Assists	Total Tackles	Sacks/ Yards	TFL	Ints./ Yards	For. Fum.	Fum. Rec.	Passes Def.
Quarles	12	8	20			1/0			1
Smith	10	7	17					1	2
Duncan	11	5	16	1.5/22.5			2	1	1
Gooch	9	6	15				1	1	
Brooks	10	2	12						
Gibson	9	3	12					1	2
Singleton	9	3	12	1.0/8		1/0			1
Webster	8	3	11				1	1	2
Barber	4	6	10						2
Cannida	6	3	9	1.0/7					
Jones, M.	6	2	8	0.5/2.5				1	
Lynch	6	2	8	1.0/3					
Jackson, T.	7	0	7	3.0/20					
Young	7	0	7						
Popovich	4	3	7			1/0	1		1
Sapp	5	0	5						
Davis	4	1	5					1	
Marshall	4	1	5						
McFarland	4	1	5	1.0/1			1		
Moreland	4	1	5						1
Darby	3	2	5	1.0/8			1		
White	4	0	4						
Bradley	3	0	3						
Kelly	2	1	3						1
Ahanotu	2	0	2	1.0/2					
Humphrey	2	0	2						
Jordan	2	0	2	1.0/1					
Mallard	2	0	2						
Abraham	1	1	2			1/12			5
Culpepper	1	1	2					1	
Howard	1	0	1						
Jackson, D.	1	0	1			2/0			2
McLaughlin	1	0	1	1.0/8			1		
Parrish	1	0	1						
Robinson	0	1	1						
Tugbenyoh	0	0	0					1	

2000 PRESEASON SPECIAL TEAMS STATISTICS

Player	Solo Tackles	Assists	Total Tackles	Fumbles For./Rec.
Stecker	5	0	5	0/1
Abdullah	3	2	5	
Gooch	4	0	4	
Singleton	3	1	4	
Davis	1	3	4	
Moreland	3	0	3	
Gibson	2	1	3	0/1
O'Connor	2	0	2	
Howard	1	1	2	
Jordan	1	1	2	
Yoder	1	1	2	
Webster	0	2	2	
Gramatica	1	0	1	
Kelly	1	0	1	
Marshall	1	0	1	
Murphy	1	0	1	0/1
Spence	1	0	1	1/0
Unutoa	1	0	1	1/0
Whalen	1	0	1	
Daniels	0	1	1	
Duncan	0	1	1	
Lusk	0	1	1	
Sanford	0	1	1	
Williams, M.	0	1	1	

Miscellaneous Tackles

Dunn 1, Hastings 1, Stecker 1

Miscellaneous Fumble Recoveries

Freeman 1, King 1, O'Connor 1

Blocked Punts

Webster 1 (@NE, 8/20)

Blocked Field Goals

Special Teams Touchdowns

Gibson 3 yd fumble return (KC, 8/25)



2000 SEASON REVIEW

2000 GAME-BY-GAME OFFENSIVE STATISTICS

	FIRST DOWNS	BY RUSHING	BY PASSING	BY PENALTY	3rd DOWN CONVERSIONS	3rd DOWN ATTEMPTS	4th DOWN CONVERSIONS	4th DOWN ATTEMPTS	TOTAL NET YARDS	TOTAL OFFENSIVE PLAYS	AVERAGE GAIN PER PLAY	NET YARDS RUSHING	TOTAL RUSHING PLAYS	AVERAGE GAIN PER RUSH	NET YARDS PASSING	SACKED	YARDS LOST ON SACKS	GROSS YARDS PASSING	PASS COMPLETIONS	PASS ATTEMPTS
9/3 at New England	17	9	7	1	6	16	0	0	296	63	4.7	140	38	3.7	156	1	11	167	12	24
9/10 CHICAGO	21	11	7	3	5	13	0	0	327	62	5.3	156	36	4.3	171	2	15	186	13	24
9/17 at Detroit	22	8	11	3	10	16	0	0	331	69	4.8	120	39	3.1	211	0	0	211	18	30
9/24 N.Y. JETS	12	5	6	1	3	11	0	0	239	53	4.5	119	32	3.7	120	2	15	135	7	19
10/1 at Washington	16	6	10	0	3	14	0	0	255	70	3.6	72	28	2.6	183	4	19	202	19	38
10/9 at Minnesota	22	5	15	2	7	13	0	2	346	63	5.5	63	20	3.2	283	2	12	295	26	41
10/19 DETROIT	12	4	8	0	2	11	0	1	258	53	4.9	109	19	5.7	149	0	0	149	17	34
10/29 MINNESOTA	23	9	12	2	3	6	0	1	413	49	8.4	152	25	6.1	261	1	6	267	16	23
11/5 at Atlanta	15	7	7	1	4	14	2	3	267	64	4.2	126	36	3.5	141	2	5	146	12	26
11/12 GREEN BAY	14	6	8	0	2	11	0	0	272	57	4.8	108	30	3.6	164	0	0	164	16	27
11/19 at Chicago	14	8	5	1	3	11	1	2	225	56	4.0	165	33	5.0	60	4	31	91	12	19
11/26 BUFFALO	13	5	7	1	2	10	0	0	180	50	3.6	114	25	4.6	66	7	40	106	10	18
12/3 DALLAS	17	10	5	2	4	11	0	0	301	53	5.7	250	36	6.9	51	2	14	65	9	15
12/10 at Miami	14	4	8	2	4	13	0	0	221	57	3.9	100	38	2.6	121	4	26	147	11	15
12/18 ST. LOUIS	27	12	14	1	6	12	1	2	446	72	6.2	205	32	6.4	241	2	15	256	18	38
12/24 at Green Bay	16	2	14	0	2	16	1	1	272	70	3.9	67	23	2.9	205	5	32	237	21	42
12/31 at Philadelphia	11	2	7	2	3	13	0	2	199	54	3.7	50	19	2.6	149	4	22	171	17	31

2000 SEASON REVIEW

2000 GAME-BY-GAME OFFENSIVE STATISTICS

	COMPLETION PERCENTAGE	INTERCEPTIONS	FUMBLES	FUMBLES LOST	TURNOVERS	PENALTIES	PENALTY YARDS	PUNTS	GROSS PUNTING AVG.	NET PUNTING AVG.	TD RUSHING	TD PASSING	TD RETURNS	2-PT CONVERSIONS MADE	2-PT CONVERSIONS ATT.	FIELD GOALS MADE	FIELD GOAL ATTEMPTS	SAFETIES	TOTAL POINTS	TIME OF POSSESSION
9/3 at New England	50.0	0	2	1	1	4	25	10	40.3	26.5	2	1	0	0	0	0	0	0	21	31:35
9/10 CHICAGO	54.2	0	0	0	0	3	20	5	44.2	31.6	2	2	1	0	0	2	3	0	41	33:36
9/17 at Detroit	60.0	0	0	0	0	5	45	4	39.3	35.0	3	1	0	0	0	1	2	0	31	36:04
9/24 N.Y. JETS	36.8	2	2	2	4	8	75	7	49.9	40.4	0	1	1	0	0	1	1	0	17	28:31
10/1 at Washington	50.0	1	3	1	2	4	40	9	45.9	36.3	1	1	0	0	0	1	2	0	17	31:32
10/9 at Minnesota	63.4	0	3	3	3	7	58	1	53.0	50.0	1	0	1	0	0	3	4	0	23	29:37
10/19 DETROIT	50.0	3	1	1	4	7	54	3	45.0	43.0	0	0	0	0	0	4	4	1	14	23:25
10/29 MINNESOTA	69.6	0	0	0	0	4	34	0	0.0	0.0	0	4	1	0	0	2	2	0	41	27:47
11/5 at Atlanta	46.2	1	1	1	2	4	43	4	48.3	40.0	0	3	0	0	0	2	2	0	27	30:15
11/12 GREEN BAY	59.3	1	0	0	1	6	37	6	38.8	32.0	0	2	0	0	0	2	2	0	20	32:03
11/19 at Chicago	63.2	2	1	1	3	1	8	5	33.2	29.2	1	0	0	0	0	1	1	0	10	29:52
11/26 BUFFALO	55.6	0	0	0	0	7	71	7	42.6	43.0	3	0	1	0	0	1	1	0	31	23:43
12/3 DALLAS	60.0	0	1	1	1	6	35	5	40.4	39.0	2	0	1	0	0	2	2	0	27	29:43
12/10 at Miami	73.3	1	1	0	1	7	63	6	36.7	31.8	0	0	1	0	0	3	4	0	16	31:50
12/18 ST. LOUIS	47.4	2	0	0	2	5	40	2	37.0	33.0	3	2	0	0	0	1	1	0	38	31:29
12/24 at Green Bay	50.0	0	1	0	0	4	54	11	39.5	34.5	0	1	0	1	1	2	3	0	14	28:36
12/31 at Philadelphia	54.8	0	2	1	1	7	62	6	40.5	34.2	0	0	0	0	0	1	1	0	3	25:06



2000 SEASON REVIEW

2000 GAME-BY-GAME DEFENSIVE STATISTICS

	FIRST DOWNS	BY RUSHING	BY PASSING	BY PENALTY	3rd DOWN CONVERSIONS	3rd DOWN ATTEMPTS	4th DOWN CONVERSIONS	4th DOWN ATTEMPTS	TOTAL NET YARDS	TOTAL OFFENSIVE PLAYS	AVERAGE GAIN PER PLAY	NET YARDS RUSHING	TOTAL RUSHING PLAYS	AVERAGE GAIN PER RUSH	NET YARDS PASSING	SACKED	YARDS LOST ON SACKS	GROSS YARDS PASSING	PASS COMPLETIONS	PASS ATTEMPTS
9/3 at New England	14	3	10	1	4	17	1	2	278	66	4.2	88	21	4.2	190	6	26	216	26	39
9/10 CHICAGO	9	4	5	0	1	11	1	1	165	56	2.9	116	22	5.3	49	5	47	96	15	29
9/17 at Detroit	13	0	12	1	2	12	0	1	243	53	4.6	17	10	1.7	226	7	51	277	26	36
9/24 N.Y. JETS	16	3	12	1	5	15	0	0	296	69	4.3	98	24	4.1	198	1	6	204	24	44
10/1 at Washington	14	5	8	1	5	18	0	0	330	67	4.9	145	32	4.5	185	3	22	207	20	32
10/9 at Minnesota	17	5	11	1	2	10	2	2	322	55	5.9	115	30	3.8	207	6	24	231	15	19
10/19 DETROIT	21	11	9	1	7	17	0	0	277	75	3.7	170	37	4.6	107	7	37	144	13	31
10/29 MINNESOTA	25	5	20	0	7	14	1	3	401	72	5.6	99	17	5.8	302	2	11	313	29	53
11/5 at Atlanta	22	5	14	3	6	14	1	2	283	69	4.1	59	15	3.9	224	4	23	247	30	50
11/12 GREEN BAY	16	4	12	0	3	14	1	2	302	63	4.8	97	19	5.1	205	1	5	210	23	43
11/19 at Chicago	15	5	9	1	5	15	0	1	243	63	3.9	83	28	3.0	160	1	5	165	20	34
11/26 BUFFALO	25	6	16	3	8	20	2	2	433	82	5.3	139	27	5.1	294	6	25	319	28	49
12/3 DALLAS	19	7	10	2	5	13	1	1	266	63	4.2	113	28	4.0	153	2	15	168	17	33
12/10 at Miami	17	5	10	2	3	9	0	0	254	56	4.5	84	27	3.1	170	1	5	175	13	28
12/18 ST. LOUIS	19	7	12	0	4	9	1	1	388	57	6.8	90	23	3.9	298	2	18	316	20	32
12/24 at Green Bay	21	9	10	2	7	18	1	2	319	81	3.9	135	38	3.6	184	1	12	196	20	42
12/31 at Philadelphia	20	8	10	2	9	18	1	1	277	68	4.1	126	33	3.8	151	2	10	161	24	33

2000 SEASON REVIEW

2000 GAME-BY-GAME DEFENSIVE STATISTICS

	COMPLETION PERCENTAGE	INTERCEPTIONS	FUMBLES	FUMBLES LOST	TURNOVERS	PENALTIES	PENALTY YARDS	PUNTS	GROSS PUNTING AVG.	NET PUNTING AVG.	TD RUSHING	TD PASSING	TD RETURNS	2-PT CONVERSIONS MADE	2-PT CONVERSIONS ATT.	FIELD GOALS MADE	FIELD GOALS ATTEMPTS	SAFETIES	TOTAL POINTS	TIME OF POSSESSION
9/3 at New England	66.7	0	2	1	1	5	33	9	40.6	36.9	0	1	1	0	1	1	2	0	16	28:25
9/10 CHICAGO	51.7	2	3	2	4	9	64	7	38.4	36.0	0	0	0	0	0	1	1	0	0	26:24
9/17 at Detroit	72.2	2	2	1	3	10	51	5	28.6	20.2	0	1	0	0	0	1	2	0	10	23:56
9/24 N.Y. JETS	54.5	3	1	0	3	4	25	7	50.0	38.4	0	2	0	1	1	2	2	0	21	31:29
10/1 at Washington	62.5	0	3	1	1	8	48	10	44.0	38.7	1	1	0	0	0	2	3	0	20	32:37
10/9 at Minnesota	78.9	1	3	1	2	4	44	2	52.0	40.0	1	2	0	0	0	3	4	0	30	30:23
10/19 DETROIT	41.9	0	0	0	0	7	55	6	36.7	29.0	3	0	0	1	1	2	3	0	28	36:35
10/29 MINNESOTA	54.7	2	1	1	3	6	46	1	49.0	29.0	0	1	0	0	0	2	2	0	13	32:13
11/5 at Atlanta	60.0	4	0	0	4	5	25	5	35.4	25.0	0	2	0	0	0	0	0	0	14	29:45
11/12 GREEN BAY	53.5	0	1	1	1	4	35	5	38.8	35.2	0	1	0	0	1	3	4	0	15	27:57
11/19 at Chicago	58.8	1	0	0	1	4	25	5	33.4	28.2	0	0	1	0	0	2	3	0	13	30:08
11/26 BUFFALO	57.1	0	2	2	2	8	70	7	35.9	22.3	0	2	0	0	0	1	2	0	17	36:17
12/3 DALLAS	51.5	1	4	3	4	7	58	5	41.6	34.8	1	0	0	0	0	0	1	0	7	30:17
12/10 at Miami	46.4	4	1	1	5	6	46	4	43.8	41.3	1	0	0	0	0	2	2	0	13	28:10
12/18 ST. LOUIS	62.5	3	0	0	3	2	20	3	37.3	28.7	3	2	0	0	0	0	0	0	35	28:31
12/24 at Green Bay	47.6	2	3	2	4	6	43	8	41.5	41.1	2	0	0	0	0	1	1	0	17	37:55
12/31 at Philadelphia	72.7	1	1	0	1	2	20	5	36.6	34.2	1	2	0	0	0	0	1	0	21	34:53



2000 SEASON REVIEW

2000 GAME-BY-GAME INDIVIDUAL STATS

2000 GAME-BY-GAME RUSHING

	RABII ABDULLAH			MIKE ALSTOTT			REIDEL ANTHONY			WARRICK DUNN			JACQUEZ GREEN												
	No.	Yds.	Avg.	LG	TDs	No.	Yds.	Avg.	LG	TDs	No.	Yds.	Avg.	LG	TDs	No.	Yds.	Avg.	LG	TDs					
9/3 at New England	0	0	0.0	0	0	16	54	3.4	12	2	0	0	0.0	0	0	16	56	3.5	10	0	6	6.0	6	0	
9/10 CHICAGO	0	0	0.0	0	0	15	71	4.7	20	1	0	0	0.0	0	0	14	53	3.8	13	0	0	0.0	0	0	
9/17 at Detroit	0	0	0.0	0	0	21	68	3.2	15	1	0	0	0.0	0	0	10	34	3.4	9	0	0	0.0	0	0	
9/24 NEW YORK JETS	0	0	0.0	0	0	16	60	3.8	10	0	0	0	0.0	0	0	13	53	4.1	12	1	0	0.0	0	0	
10/1 at Washington	0	0	0.0	0	0	15	46	3.1	6	1	0	0	0.0	0	0	10	3	0.3	3	0	0	0.0	0	0	
10/9 at Minnesota	0	0	0.0	0	0	6	10	1.7	9	0	0	0	0.0	0	0	10	32	3.2	14	0	0	-1.0	-1	0	
10/19 DETROIT	0	0	0.0	0	0	6	30	5.0	14	0	0	0	0.0	0	0	8	46	5.8	34	0	0	0.0	0	0	
10/29 MINNESOTA	0	0	0.0	0	0	10	56	5.6	14	0	0	0	0.0	0	0	11	89	8.1	36	0	0	0.0	0	0	
11/5 at Atlanta	0	0	0.0	0	0	10	20	2.0	5	0	0	0	0.0	0	0	18	77	4.3	21	0	2	11	5.5	6	
11/12 GREEN BAY	0	0	0.0	0	0	9	38	4.2	12	0	0	0	0.0	0	0	14	55	3.9	11	0	0	0.0	0	0	
11/19 at Chicago	2	18	9.0	19	0	3	1.5	1.3	0	0	0	0	0.0	0	0	17	75	4.4	15	0	1	-3.0	-3	0	
11/26 BUFFALO	0	0	0.0	0	0	—	Inactive	—	0	0	0	0	0.0	0	0	20	106	5.3	39	2	0	0.0	0	0	
12/3 DALLAS	10	38	3.8	14	0	—	Inactive	—	0	0	0	0	0.0	0	0	22	210	9.55	70	2	0	0.0	0	0	
12/10 at Miami	4	14	3.5	10	0	—	Inactive	—	0	0	0	0	0.0	0	0	28	59	2.11	7	0	0	0.0	0	0	
12/18 ST. LOUIS	0	0	0.0	0	0	3	7	2.3	3	0	0	0	0.0	0	0	22	145	6.59	52	3	0	0.0	0	0	
12/24 at Green Bay	0	0	0.0	0	0	2	7	3.5	7	0	0	0	0.0	0	0	15	40	2.67	11	0	0	0.0	0	0	
Totals	16	70	0.0	19	0	131	465	3.5	20	5	0	0	0.0	0	0	248	1133	4.6	70	8	5	13	2.6	6	0
12/31 at Philadelphia	0	0	0.0	0	0	7	42	6.0	18	0	0	0	0.0	0	0	8	1	0.1	4	0	0	0.0	0	0	

	KEYSHAWN JOHNSON			SHAUN KING			AARON STECKER			ERIC ZEIER			JOE HAMILTON												
	No.	Yds.	Avg.	LG	TDs	No.	Yds.	Avg.	LG	TDs	No.	Yds.	Avg.	LG	TDs	No.	Yds.	Avg.	LG	TDs					
9/3 at New England	1	3	3.0	3	0	4	21	5.3	10	0	0	0	0.0	0	0	0	0	0.0	0	0	0	0.0	0	0	
9/10 CHICAGO	0	0	0.0	0	0	2	6	3.0	3	1	0	0	0.0	0	0	0	0	0.0	0	0	0	0.0	0	0	
9/17 at Detroit	0	0	0.0	0	0	4	17	4.3	7	1	0	0	0.0	0	0	1	-1	-1.0	-1	0	0	0.0	0	0	
9/24 NEW YORK JETS	0	0	0.0	0	0	2	8	4.0	9	0	0	0	0.0	0	0	—	Did Not Play	—	—	—	—	—	—	—	
10/1 at Washington	0	0	0.0	0	0	3	23	7.7	15	1	0	0	0.0	0	0	—	Did Not Play	—	—	—	—	—	—	—	
10/9 at Minnesota	0	0	0.0	0	0	2	7.3	11	1	0	0	0	0.0	0	0	—	Did Not Play	—	—	—	—	—	—	—	
10/19 DETROIT	0	0	0.0	0	0	5	33	6.6	18	0	0	0	0.0	0	0	—	Did Not Play	—	—	—	—	—	—	—	
10/29 MINNESOTA	0	0	0.0	0	0	0	2	4	2.0	15	0	0	0.0	0	0	1	-1	-1.0	-1	0	0	0.0	0	0	
11/5 at Atlanta	0	0	0.0	0	0	3	19	6.3	13	0	0	0	0.0	0	0	—	Did Not Play	—	—	—	—	—	—	—	
11/12 GREEN BAY	1	2	2.0	2	0	6	13	2.2	14	1	0	0	0.0	0	0	—	Did Not Play	—	—	—	—	—	—	—	
11/19 at Chicago	0	0	0.0	0	0	11	72	6.5	14	1	0	0	0.0	0	0	—	Did Not Play	—	—	—	—	—	—	—	
11/26 BUFFALO	0	0	0.0	0	0	5	8	1.6	5	1	0	0	0.0	0	0	—	Did Not Play	—	—	—	—	—	—	—	
12/3 DALLAS	0	0	0.0	0	0	4	2	0.5	3	0	0	0	0.0	0	0	—	Did Not Play	—	—	—	—	—	—	—	
12/10 at Miami	0	0	0.0	0	0	6	27	4.5	12	0	0	0	0.0	0	0	—	Did Not Play	—	—	—	—	—	—	—	
12/18 ST. LOUIS	0	0	0.0	0	0	7	58	8.3	19	0	0	0	0.0	0	0	—	Did Not Play	—	—	—	—	—	—	—	
12/24 at Green Bay	0	0	0.0	0	0	6	20	3.3	8	0	0	0	0.0	0	0	—	Did Not Play	—	—	—	—	—	—	—	
Totals	2	5	2.5	3	0	73	353	4.8	19	5	12	31	2.6	14	0	0	0	0.0	0	0	0	0	0.0	0	0
12/31 at Philadelphia	0	0	0.0	0	0	4	7	1.8	4	0	0	0	0.0	0	0	1	-2	-2.0	-2	0	0	0.0	0	0	

2000 SEASON REVIEW

2000 GAME-BY-GAME INDIVIDUAL STATS

2000 GAME-BY-GAME PASSING

JOE HAMILTON				SHAUN KING				ERIC ZEIER								
	Att.	Comp.	Yds.	Pct.	Tds	INTs	Skd.	Yds.	Att.	Comp.	Yds.	Pct.	Tds	INTs	Skd.	Yds.
9/3 at New England	24	12	167	50.0	1	0	1	11	3	3	19	100.0	0	0	0	0
9/10 CHICAGO	21	10	167	47.6	2	0	2	15	0	0	0	0.0	0	0	0	0
9/17 at Detroit	30	18	211	70.0	1	0	0	0	0	0	0	0.0	0	0	0	0
9/24 NEW YORK JETS	19	7	135	36.8	1	2	0	15	0	0	0	0.0	0	0	0	0
10/1 at Washington	38	19	202	50.0	1	0	4	19	0	0	0	0.0	0	0	0	0
10/9 at Minnesota	40	26	295	65.0	0	1	2	12	0	0	0	0.0	0	0	0	0
10/19 DETROIT	34	17	149	50.0	0	3	0	0	0	0	0	0.0	0	0	0	0
10/29 MINNESOTA	25	16	267	69.6	4	0	1	6	0	0	0	0.0	0	0	0	0
11/5 at Atlanta	23	11	110	44.0	3	1	0	4	0	0	0	0.0	0	0	0	0
11/12 GREEN BAY	27	16	164	59.3	2	1	0	0	0	0	0	0.0	0	0	0	0
11/19 at Chicago	19	12	91	63.2	0	2	0	31	0	0	0	0.0	0	0	0	0
11/26 BUFFALO	18	10	106	55.6	0	0	7	40	0	0	0	0.0	0	0	0	0
12/3 DALLAS	15	9	65	60.0	0	0	2	14	0	0	0	0.0	0	0	0	0
12/10 at Miami	35	11	147	31.4	2	2	4	26	0	0	0	0.0	0	0	0	0
12/18 ST. LOUIS	38	18	256	47.4	2	2	2	15	0	0	0	0.0	0	0	0	0
12/24 at Green Bay	42	21	237	50.0	1	0	5	32	3	3	19	100.0	0	0	0	0
Totals	0	0	0	0.0	0	1	428	233	44	18	13	37	240	0	0	0
12/31 at Philadelphia	31	17	171	54.8	0	0	4	22	0	0	0	0.0	0	0	0	0

2000 GAME-BY-GAME RECEIVING

RABIH ABDULLAH				MIKE ALSTOTT				REIDEL ANTHONY				WARRICK DUNN				JACQUEZ GREEN					
	No.	Yds.	Avg.	LG	Tds	No.	Yds.	Avg.	LG	Tds	No.	Yds.	Avg.	LG	Tds	No.	Yds.	Avg.	LG	Tds	
9/3 at New England	1	3	3.0	3	0	1	6	6.0	6	0	1	8	8.0	8	0	1	5	5.0	5	0	
9/10 CHICAGO	—	—	—	—	—	1	4	4.0	4	0	0	0	0	0	0	0	2	67	33.5	34	0
9/17 at Detroit	—	—	—	—	—	1	3	3.0	3	0	2	17	8.5	11	0	3	5	1.6	20.8	58	1
9/24 NEW YORK JETS	—	—	—	—	—	1	21	21.0	21	0	1	18	18.0	18	0	1	5	104	104	18.7	43
10/1 at Washington	—	—	—	—	—	1	12	12.0	12	0	1	46	46.0	46	0	1	7	75	75.0	75	0
10/9 at Minnesota	0	0	0	0	0	2	24	12.0	15	0	1	7	7.0	7	0	11	131	11.9	19	0	
10/19 DETROIT	0	0	0	0	0	2	6	3.0	5	0	3	6	2.0	6	0	3	27	9.0	14	0	
10/29 MINNESOTA	0	0	0	0	0	2	4	2.0	4	0	0	0	0	0	0	3	45	15.0	18	0	
11/5 at Atlanta	0	0	0	0	0	1	4	4.0	4	0	1	19	19.0	19	0	2	16	8.0	35	0	
11/12 GREEN BAY	0	0	0	0	0	2	5	2.5	5	0	1	11	11.0	11	0	3	30	10.0	14	0	
11/19 at Chicago	0	0	0	0	0	1	—	—	—	0	0	0	0	0	0	4	51	12.8	16	0	
11/26 BUFFALO	0	0	0	0	0	—	—	—	—	0	0	0	0	0	0	2	0	0	0	0	
12/3 DALLAS	1	11	11.0	11	0	—	—	—	—	0	1	11	11.0	11	0	2	0	0	0	0	
12/10 at Miami	0	0	0	0	0	—	—	—	—	0	22	22.0	22	0	0	4	55	13.8	30	0	
12/18 ST. LOUIS	0	0	0	0	0	0	0	0	0	0	6	84	14.0	6	0	4	50	12.5	20	0	
12/24 at Green Bay	0	0	0	0	0	0	0	0	0	0	4	44	11.0	4	0	4	50	12.5	20	0	
Totals	2	14	7.0	11	0	13	93	7.2	21	0	15	232	15.5	46	4	44	422	9.6	45	1	
12/31 at Philadelphia	0	0	0	0	0	2	14	7.0	8	0	1	6	6.0	6	0	5	28	5.6	12	0	



2000 SEASON REVIEW

2000 GAME-BY-GAME INDIVIDUAL STATS

2000 GAME-BY-GAME RECEIVING [CONT.]

	PATRICK HAPE			ANDRE HASTINGS			KEYSHAWN JOHNSON			CHARLES KIRBY			DAVE MOORE								
	No.	Yds.	Avg.	LG	TDs	No.	Yds.	Avg.	LG	TDs	No.	Yds.	Avg.	LG	TDs	No.	Yds.	Avg.	LG	TDs	
9/3 at New England	0	0	0.0	0	0	0	0	0.0	0	0	0	0	0.0	0	0	1	6	6.0	6	0	
9/10 CHICAGO	1	13	13.0	13	0	0	0	0.0	0	0	4	64	16.0	27	0	0	0	0.0	0	0	
9/17 at Detroit	0	0	0.0	0	0	0	0	0.0	0	0	2	34	16.0	19	1	0	0	0.0	0	0	
9/24 NEW YORK JETS	0	0	0.0	0	0	0	0	0.0	0	0	8	84	10.5	38	0	0	0	0.0	0	0	
10/1 at Washington	2	12	6.0	9	0	0	0	0.0	0	0	1	1.0	1.0	1	0	2	10	5.0	7	1	
10/9 at Minnesota	1	3	3.0	3	0	0	0	0.0	0	0	6	42	7.0	19	0	4	47	11.8	21	0	
10/19 DETROIT	0	0	0.0	0	0	0	0	0.0	0	0	5	71	14.2	27	0	4	12	6.0	8	0	
10/29 MINNESOTA	0	0	0.0	0	0	0	0	0.0	0	0	6	79	13.2	17	0	3	18	6.0	8	0	
11/5 at Atlanta	1	5	5.0	5	0	0	0	0.0	0	0	6	121	20.2	35	1	2	27	13.5	20	1	
11/12 GREEN BAY	1	0	0.0	0	0	0	0	0.0	0	0	3	47	15.7	29	2	1	11	5.5	10	1	
11/19 at Chicago	1	6	6.0	6	0	0	0	0.0	0	0	5	10.2	19	1	0	2	57	19.0	28	0	
11/26 BUFFALO	0	0	0.0	0	0	0	0	0.0	0	0	2	13	6.5	9	0	3	25	12.5	13	0	
12/3 DALLAS	0	0	0.0	0	0	0	0	0.0	0	0	2	15	7.5	12	0	3	17	5.7	13	0	
12/10 at Miami	0	0	0.0	0	0	0	0	0.0	0	0	4	28	7.0	19	0	0	0	0.0	0	0	
12/17 at Tampa Bay	0	0	0.0	0	0	0	0	0.0	0	0	4	28	7.0	19	0	0	0	0.0	0	0	
12/18 ST. LOUIS	0	0	0.0	0	0	0	0	0.0	0	0	7	41	10.3	19	0	1	22	22.0	22	0	
12/24 at Green Bay	0	0	0.0	0	0	0	0	0.0	0	0	4	116	16.6	32	2	0	1	10	10.0	10	0
Totals	6	39	6.5	13	0	0	0	0.0	0	0	71	874	12.3	38	8	0	29	288	9.9	28	3
12/31 at Philadelphia	1	5	5.0	5	0	0	0	0.0	0	0	6	106	17.7	41	0	2	12	6.0	12	0	

	AARON STECKER			KARL WILLIAMS			TODD YODER			RANDALL MCDANIEL			DAMIEN ROBINSON							
	No.	Yds.	Avg.	LG	TDs	No.	Yds.	Avg.	LG	TDs	No.	Yds.	Avg.	LG	TDs	No.	Yds.	Avg.	LG	TDs
9/3 at New England	0	0	0.0	0	0	1	8	8.0	8	0	0	0	0.0	0	0	0	0	0.0	0	0
9/10 CHICAGO	0	0	0.0	0	0	1	27	27.0	27	0	1	1	1.0	1	0	1	2	2.0	2	1
9/17 at Detroit	0	0	0.0	0	0	0	0	0.0	0	0	0	0	0.0	0	0	0	0	0.0	0	0
9/24 NEW YORK JETS	0	0	0.0	0	0	0	0	0.0	0	0	0	0	0.0	0	0	0	0	0.0	0	0
10/1 at Washington	0	0	0.0	0	0	0	0	0.0	0	0	0	0	0.0	0	0	0	0	0.0	0	0
10/9 at Minnesota	0	0	0.0	0	0	0	0	0.0	0	0	0	0	0.0	0	0	0	0	0.0	0	0
10/19 DETROIT	0	0	0.0	0	0	0	0	0.0	0	0	0	0	0.0	0	0	0	0	0.0	0	0
10/29 MINNESOTA	0	15	15.0	15	0	0	0	0.0	0	0	0	0	0.0	0	0	0	0	0.0	0	0
11/5 at Atlanta	0	0	0.0	0	0	0	0	0.0	0	0	0	0	0.0	0	0	0	0	0.0	0	0
11/12 GREEN BAY	0	0	0.0	0	0	0	0	0.0	0	0	0	0	0.0	0	0	0	0	0.0	0	0
11/19 at Chicago	0	0	0.0	0	0	0	0	0.0	0	0	0	0	0.0	0	0	0	0	0.0	0	0
11/26 BUFFALO	0	0	0.0	0	0	0	0	0.0	0	0	0	0	0.0	0	0	0	0	0.0	0	0
12/3 DALLAS	0	0	0.0	0	0	0	0	0.0	0	0	0	0	0.0	0	0	0	0	0.0	0	0
12/10 at Miami	0	0	0.0	0	0	0	0	0.0	0	0	0	0	0.0	0	0	0	0	0.0	0	0
12/18 ST. LOUIS	0	0	0.0	0	0	0	0	0.0	0	0	0	0	0.0	0	0	0	0	0.0	0	0
12/24 at Green Bay	0	0	0.0	0	0	0	0	0.0	0	0	0	0	0.0	0	0	0	0	0.0	0	0
Totals	1	15	0.0	15	0	2	35	17.5	27	0	1	1	1.0	1	0	1	36	36.0	36	0
12/31 at Philadelphia	0	0	0.0	0	0	0	0	0.0	0	0	0	0	0.0	0	0	0	0	0.0	0	0

2000 SEASON REVIEW

2000 GAME-BY-GAME INDIVIDUAL STATS

2000 GAME-BY-GAME DEFENSE

	DONNIE ABRAHAM						CHIDI AHANOTU						RONDE BARBER											
	Solo	Asst.	Tack.	Sack	INT	FF	FR	PD	Solo	Asst.	Tack.	Sack	INT	FF	FR	PD	Solo	Asst.	Tack.	Sack	INT	FF	FR	PD
9/3 at New England.....	4	2	6	0.0	0	0	0	0	2	2	4	0.0	0	0	0	0	0	3	5	1.0	0	0	0	1
9/10 CHICAGO.....	1	3	4	0.0	2	1	0	3	1	2	3	0.5	0	0	0	0	0	3	2	2.5	0	1	0	0
9/17 at Detroit.....	5	2	7	0.0	1	0	0	1	1	2	3	0.5	0	0	0	0	0	0	2	0.0	0	0	0	1
9/24 NEW YORK JETS.....	6	2	8	0.0	1	0	0	1	3	3	6	1.0	0	0	1	4	1	5	0.0	0	0	0	0	1
10/1 at Washington.....	0	1	1	0.0	0	0	0	0	4	0	4	0.0	0	0	0	4	0	4	0.0	0	0	0	0	1
10/9 at Minnesota.....	1	1	2	0.0	0	0	0	1	4	0	4	1.0	0	0	0	2	1	0	2.0	0	0	0	0	0
10/19 DETROIT.....	3	0	3	0.0	0	0	0	3	2	5	0	0	0	0	1	3	4	7	0.0	0	0	0	0	0
10/23 MINNESOTA.....	4	5	9	0.0	1	0	0	3	2	1	3	0.0	0	0	0	2	3	9	1.0	0	0	0	0	0
11/5 at Atlanta.....	3	1	4	0.0	2	0	0	3	0	1	1	0.0	0	0	0	0	2	4	0.0	0	0	0	0	1
11/12 GREEN BAY.....	3	0	3	0.0	0	0	0	2	1	3	4	0.0	0	0	1	4	6	10	0.0	0	0	0	0	1
11/19 at Chicago.....	1	1	2	0.0	0	0	0	0	1	0	1	0.0	0	0	0	7	2	9	0.0	0	0	0	0	1
11/26 BUFFALO.....	3	3	6	0.0	0	0	0	2	3	1	4	0.0	0	0	0	7	3	10	0.0	0	0	0	0	2
12/3 DALLAS.....	1	0	1	0.0	0	0	0	1	2	2	4	1.0	0	1	0	9	1	10	0.0	0	0	0	0	5
12/10 at Miami.....	1	0	1	0.0	1	0	0	4	3	6	9	0.0	0	0	0	3	1	4	0.0	0	0	0	0	2
12/18 ST. LOUIS.....	1	1	2	0.0	0	0	0	1	1	1	2	0.0	0	0	0	5	1	6	0.0	0	1	0	0	0
12/24 at Green Bay.....	4	0	4	0.0	0	0	0	3	2	3	5	0.0	0	0	0	4	3	7	0.0	0	0	0	0	3
Totals.....	41	22	63	0.0	7	1	0	27	32	31	63	3.5	0	3	1	65	32	97	5.5	2	1	1	20	0
12/31 at Philadelphia.....	2	1	3	0.0	1	0	0	1	0	3	3	0.0	0	0	0	3	2	5	0.0	0	0	0	0	0

	DERRICK BROOKS						JAMES CANNIDA						JAMIE DUNCAN											
	Solo	Asst.	Tack.	Sack	INT	FF	FR	PD	Solo	Asst.	Tack.	Sack	INT	FF	FR	PD	Solo	Asst.	Tack.	Sack	INT	FF	FR	PD
9/3 at New England.....	12	4	16	0.0	0	1	0	1	0	1	1	0.0	0	0	0	0	2	1	3	0.0	0	0	0	0
9/10 CHICAGO.....	11	2	13	0.0	0	1	0	0	0	1	1	0.0	0	0	0	0	1	2	0.0	0	0	0	0	0
9/17 at Detroit.....	10	1	11	0.0	0	1	0	0	0	0	0	0.0	0	0	0	0	4	2	6	0.0	0	0	0	1
9/24 NEW YORK JETS.....	3	4	7	0.0	0	0	0	0	0	0	1	0.0	0	0	0	3	4	7	0.0	0	0	0	0	0
10/1 at Washington.....	12	5	17	0.0	0	0	0	2	1	0	0	0.0	0	0	0	9	4	13	0.0	0	0	0	0	0
10/9 at Minnesota.....	6	5	11	0.0	1	0	0	2	0	0	0	0.0	0	0	0	2	3	5	0.0	0	0	0	0	0
10/19 DETROIT.....	6	3	9	0.0	0	0	0	2	0	1	1	0.0	0	0	0	4	3	5	0.0	0	0	0	0	0
10/29 MINNESOTA.....	5	2	7	0.0	1	0	0	2	0	0	0	0.0	0	0	0	2	3	5	0.0	0	0	0	0	0
11/5 at Atlanta.....	10	2	12	0.0	0	0	0	0	1	3	4	1.0	0	0	0	5	2	7	0.0	0	0	0	0	0
11/12 GREEN BAY.....	7	1	8	0.0	0	0	0	0	0	0	0	0.0	0	0	0	4	4	8	0.0	0	0	0	0	1
11/16 at Chicago.....	10	5	15	0.0	0	0	0	0	0	1	0	0.0	0	0	0	4	3	7	0.0	0	0	0	0	0
11/26 BUFFALO.....	18	4	22	1.0	0	1	0	0	0	1	2	0.0	0	0	0	4	3	4	0.0	0	0	0	0	0
12/3 DALLAS.....	9	1	10	0.0	0	1	0	2	2	0	2	0.0	0	0	0	5	2	7	0.0	0	0	0	0	0
12/10 at Miami.....	4	7	11	0.0	0	0	0	1	1	0	1	1.0	0	0	0	2	3	5	0.0	0	0	0	0	1
12/18 ST. LOUIS.....	5	3	8	0.0	0	0	0	1	0	0	0	0.0	0	0	0	8	4	12	0.0	0	0	0	0	0
12/24 at Green Bay.....	2	0	2	0.0	0	0	0	0	0	1	1	2.0	0	0	0	8	4	9	0.0	0	0	0	1	7
Totals.....	130	49	179	1.0	1	5	0	11	5	8	13	2.0	0	0	0	59	38	97	0.0	4	0	1	7	0
12/31 at Philadelphia.....	5	3	8	0.0	0	0	0	0	0	0	0	0.0	0	0	0	7	2	9	0.0	0	0	0	0	0



2000 SEASON REVIEW

2000 GAME-BY-GAME INDIVIDUAL STATS

2000 GAME-BY-GAME DEFENSE (CONT.)

	JEFF GOOCH						DEXTER JACKSON						MARCUS JONES												
	Solo	Asst.	Tack.	Sack	INT	FF	FR	PD	Solo	Asst.	Tack.	Sack	INT	FF	FR	PD	Solo	Asst.	Tack.	Sack	INT	FF	FR	PD	
9/3 at New England.....	0	0	0	0.0	0	0	0	0	0	0	0	0	0	0	0	0	2	4	1.5	0	0	0	0	1	
9/10 CHICAGO.....	3	0	3	0.0	0	0	0	0	0	0	0	0	0	0	0	0	2	1	0.5	0	0	0	0	0	
9/17 at Detroit.....	0	0	0	0.0	0	0	0	0	0	0	0	0	0	0	0	0	1	3	1.0	0	0	0	0	0	
9/24 NEW YORK JETS.....	0	0	0	0.0	0	0	0	0	0	0	0	0	0	0	0	0	0	0	0.0	0	0	0	0	0	0
10/1 at Washington.....	0	0	0	0.0	0	0	0	0	0	0	0	0	0	0	0	0	0	0	0.0	0	0	0	0	0	0
10/9 at Minnesota.....	0	0	0	0.0	0	0	0	0	0	0	0	0	0	0	0	0	0	0	0.0	0	0	0	0	0	0
10/19 DETROIT.....	0	0	0	0.0	0	0	0	0	0	0	0	0	0	0	0	0	0	0	0.0	0	0	0	0	0	0
10/29 MINNESOTA.....	0	0	0	0.0	0	0	0	0	0	0	0	0	0	0	0	0	0	0	0.0	0	0	0	0	0	0
11/5 at Atlanta.....	1	0	1	0.0	0	0	0	0	0	0	0	0	0	0	0	0	0	0	0.0	0	0	0	0	0	0
11/12 GREEN BAY.....	0	0	0	0.0	0	0	0	0	0	0	0	0	0	0	0	0	0	0	0.0	0	0	0	0	0	0
11/19 at Chicago.....	0	0	0	0.0	0	0	0	0	0	0	0	0	0	0	0	0	0	0	0.0	0	0	0	0	0	0
11/26 BUFFALO.....	0	0	0	0.0	0	0	0	0	0	0	0	0	0	0	0	0	0	0	0.0	0	0	0	0	0	0
12/3 DALLAS.....	0	0	0	0.0	0	0	0	0	0	0	0	0	0	0	0	0	0	0	0.0	0	0	0	0	0	0
12/10 at Miami.....	0	0	0	0.0	0	0	0	0	0	0	0	0	0	0	0	0	0	0	0.0	0	0	0	0	0	0
12/18 ST. LOUIS.....	0	3	3	0.0	0	0	0	0	0	0	0	0	0	0	0	0	0	0	0.0	0	0	0	0	0	0
12/24 at Green Bay.....	4	0	4	0.0	0	0	0	0	0	0	0	0	0	0	0	0	0	0	0.0	0	0	0	0	0	0
Totals	8	4	12	0.0	0	0	0	0	20	10	30	0.0	0	0	0	0	30	20	50	13.0	0	0	0	1	
12/31 at Philadelphia.....									2	1	3	0.0	0	0	0	0									

	BRIAN KELLY						JOHN LYNCH						ANTHONY MCFARLAND											
	Solo	Asst.	Tack.	Sack	INT	FF	FR	PD	Solo	Asst.	Tack.	Sack	INT	FF	FR	PD	Solo	Asst.	Tack.	Sack	INT	FF	FR	PD
9/3 at New England.....	2	3	5	0.0	0	0	0	0	3	4	7	0.0	0	0	0	0	2	2	4	0.0	0	0	0	0
9/10 CHICAGO.....	1	6	2	0.0	0	0	0	0	2	0	2	0.0	0	0	0	0	2	0	2	0.0	0	0	0	0
9/17 at Detroit.....	1	6	2	0.0	0	0	0	0	2	2	4	0.0	0	0	0	0	3	4	2.5	0	0	0	0	0
9/24 NEW YORK JETS.....	1	1	1	0.0	0	0	0	0	0	2	8	0.0	0	0	0	0	2	3	5	0.0	0	0	0	0
10/1 at Washington.....	1	1	1	0.0	0	0	0	0	0	2	6	0.0	0	0	0	0	3	0	3	1.0	0	0	0	0
10/9 at Minnesota.....	2	0	2	0.0	0	0	0	0	0	4	6	0.0	0	0	0	0	5	2	7	1.0	0	0	0	0
10/19 DETROIT.....	2	0	2	0.0	0	0	0	0	0	5	11	0.0	0	0	0	0	3	3	6	1.0	0	0	0	0
10/29 MINNESOTA.....	5	2	7	0.0	0	0	0	0	2	4	7	0.0	0	0	0	0	3	2	4	0.0	0	0	0	0
11/5 at Atlanta.....	1	3	4	0.0	0	0	0	0	1	4	9	1.0	0	0	0	0	2	2	4	0.0	0	0	0	0
11/12 GREEN BAY.....	1	2	0	0.0	0	0	0	0	1	5	4	0.0	0	0	0	0	1	1	3	1.0	0	0	0	0
11/19 at Chicago.....	3	3	6	0.0	0	0	0	0	1	0	1	0.0	0	0	0	0	1	2	0.0	0	0	0	0	0
12/3 DALLAS.....	0	3	3	0.0	0	0	0	0	1	6	2	0.0	0	0	0	0	1	4	5	0.0	0	0	0	0
12/10 at Miami.....	0	1	1	0.0	0	0	0	0	1	2	6	0.0	0	0	0	0	1	1	2	0.0	0	0	0	0
12/18 ST. LOUIS.....	1	0	1	0.0	0	0	0	0	1	6	0.0	0	0	0	0	0	1	1	3	0.0	0	0	0	0
12/24 at Green Bay.....	1	0	1	0.0	0	0	0	0	1	6	0.0	0	0	0	0	0	1	2	0.0	0	0	0	0	0
Totals	32	15	47	0.0	0	0	0	0	66	44	110	1.0	3	0	0	2	36	29	65	6.5	0	1	1	0
12/31 at Philadelphia.....	3	0	3	0.0	0	0	0	0	4	9	13	0.0	0	0	0	1	2	4	6	0.0	0	0	0	0

2000 SEASON REVIEW

2000 GAME-BY-GAME INDIVIDUAL STATS

2000 GAME-BY-GAME DEFENSE (CONT.)

	SHELTON QUARLES					DAMIEN ROBINSON					WARREN SAPP														
	Solo	Asst.	Tack.	Sack	INT	FF	FR	PD	Solo	Asst.	Tack.	Sack	INT	FF	FR	PD	Solo	Asst.	Tack.	Sack	INT	FF	FR	PD	
9/3 at New England.....	4	3	7	1.0	0	0	0	0	0	4	5	0.0	0	0	0	0	0	0	6	2	1.5	0	0	0	0
9/10 CHICAGO.....	4	5	9	0.0	0	0	1	0	0	1	5	0.0	0	0	0	0	0	0	1	2	1.0	0	0	0	0
9/17 at Detroit.....	4	4	2	6	0.0	0	0	0	0	7	7	0.0	0	0	0	0	0	0	4	0	3.0	0	0	0	0
9/24 NEW YORK JETS.....	3	1	4	0.0	0	0	1	0	0	3	4	0.0	1	0	0	0	0	0	5	0	0.0	0	0	0	0
10/1 at Washington.....	4	2	6	0.0	0	0	0	0	0	2	8	0.0	0	0	0	0	0	0	4	1	1.0	0	0	0	0
10/9 at Minnesota.....	5	2	7	0.0	0	0	0	0	0	3	7	0.0	1	0	0	0	0	0	5	2	1.0	0	0	0	0
10/19 DETROIT.....				Inactive						2	7	0.0	0	0	0	0	0	0	9	1	2.0	0	0	0	0
10/29 MINNESOTA.....	0	0	0	0.0	0	0	0	0	0	1	4	0.0	0	0	0	0	0	0	2	1	1.0	0	0	0	0
11/5 at Atlanta.....				Inactive						3	4	0.0	0	0	0	0	0	0	2	0	0.0	0	0	0	0
11/12 GREEN BAY.....	3	0	3	0.0	0	0	0	2	3	5	8	0.0	0	0	0	0	0	0	2	5	1.0	0	0	0	0
11/19 at Chicago.....	1	1	2	0.0	0	0	0	0	0	3	8	0.0	0	0	0	0	0	0	5	0	1.0	0	0	0	0
11/26 BUFFALO.....	1	4	5	1.0	0	0	0	1	4	2	6	0.0	0	0	0	0	0	0	4	2	2.0	0	0	0	0
12/3 DALLAS.....	4	4	8	0.0	0	0	0	0	7	4	11	0.0	0	0	0	0	0	0	3	4	0.0	0	0	0	0
12/10 at Miami.....	4	0	4	0.0	1	0	0	1	3	4	7	0.0	1	0	0	0	0	0	1	4	0.0	0	0	0	0
12/18 ST. LOUIS.....	3	0	3	0.0	0	0	0	0	2	4	6	0.0	0	0	0	0	0	0	7	2	2.0	0	0	0	0
12/24 at Green Bay.....	3	2	5	0.0	0	0	0	0	8	1	9	0.0	0	0	0	0	0	0	7	1	1.0	0	0	0	0
Totals	43	26	69	2.0	1	0	2	4	56	48	104	0.0	6	0	3	15	46	30	76	16.5	0	1	0	4	
12/31 at Philadelphia.....	6	1	7	0.0	0	0	0	0	3	1	4	0.0	0	0	0	0	2	1	3	0.0	0	0	0	0	

	ALSHERMOND SINGLETON					NATE WEBSTER					STEVE WHITE													
	Solo	Asst.	Tack.	Sack	INT	FF	FR	PD	Solo	Asst.	Tack.	Sack	INT	FF	FR	PD	Solo	Asst.	Tack.	Sack	INT	FF	FR	PD
9/3 at New England.....	2	0	2	0.0	0	0	0	0	0	0	0	0.0	0	0	0	0	0	0	3	1.0	0	0	0	0
9/10 CHICAGO.....	1	1	2	0.0	0	0	0	0	0	0	0	0.0	0	0	0	0	0	0	1	0.0	0	0	0	0
9/17 at Detroit.....	3	0	3	0.0	0	0	0	0	0	0	0	0.0	0	0	0	0	0	0	4	0.0	0	0	0	0
9/24 NEW YORK JETS.....	0	3	3	0.0	0	0	0	0	2	1	3	0.0	0	0	0	0	0	0	2	0	0.0	0	0	0
10/1 at Washington.....	1	1	2	0.0	0	0	0	0	4	2	6	0.0	0	0	0	0	0	0	5	0.0	0	0	0	0
10/9 at Minnesota.....	1	1	2	0.0	0	0	0	0	2	3	4	0.0	0	0	0	0	0	0	4	0.0	0	0	0	0
10/19 DETROIT.....	3	1	4	0.0	0	0	0	0	1	2	3	0.0	0	0	0	0	0	0	4	0.0	0	0	0	0
10/29 MINNESOTA.....	1	1	2	0.0	0	0	0	0	1	1	1	0.0	0	0	0	0	0	0	1	1	0.0	0	0	0
11/5 at Atlanta.....	6	4	10	0.0	0	0	0	0	2	3	5	0.0	0	0	0	0	0	0	4	1.0	0	0	0	0
11/12 GREEN BAY.....	1	1	2	0.0	0	1	0	0	0	1	1	0.0	0	0	0	0	0	0	2	0.0	0	0	0	0
11/19 at Chicago.....	1	0	0	0.0	0	0	0	0	0	0	1	0.0	0	0	0	0	0	0	4	0.0	0	0	0	0
11/26 BUFFALO.....	0	0	0	0.0	0	0	0	0	3	1	4	0.0	0	0	0	0	0	0	0	0.0	0	0	0	0
12/3 DALLAS.....	0	0	0	0.0	0	0	0	0	0	0	0	0.0	0	0	0	0	0	0	2	0.0	0	0	0	0
12/10 at Miami.....	0	0	0	Inactive					3	1	2	0.0	0	0	0	0	0	0	1	3	0.0	0	0	0
12/18 ST. LOUIS.....	0	0	0	Inactive					3	0	3	0.0	0	0	0	0	0	0	2	1	0.0	0	0	0
12/24 at Green Bay.....	0	0	0	Inactive					2	1	3	0.0	0	0	0	0	0	0	4	2.0	0	0	0	0
Totals	20	12	32	0.0	0	1	0	1	18	14	32	0.0	0	0	0	1	18	24	42	2.0	0	1	0	0
12/31 at Philadelphia.....	1	1	2	0.5	0	0	0	0	3	1	4	0.5	0	0	0	0	1	3	4	1.0	0	0	0	0



2000 SEASON REVIEW

2000 PARTICIPATION CHART

Legend:
 Position Abbreviation Indicates Start (e.g. RCB indicates started at right cornerback)
 P = Played
 IR = Injured Reserve
 DNP = Did Not Play
 N = Not on Roster
 IA = Inactive
 PS = Practice Squad

Player	Regular Season																						
	GP	GS	DNP	IA	@NE	CHI	2	3	4	5	6	7	8	9	10	11	12	13	14	15	16	17	
McFarland, Anthony	16	16	0	0	NT	NT	NT	NT	NT	NT	NT	NT	NT	NT	NT	NT	NT	NT	NT	NT	NT	NT	NT
McLaughlin, John	6	0	0	10	IA	IA	IA	IA	IA	IA	IA	IA	IA	IA	IA	IA	IA	IA	IA	IA	IA	IA	IA
Middleton, Frank	16	16	0	0	RG	RG	RG	RG	RG	RG	RG	RG	RG	RG	RG	RG	RG	RG	RG	RG	RG	RG	RG
Midget, Anthony	0	0	0	0	PS	PS	PS	PS	PS	PS	PS	PS	PS	PS	PS	PS	PS	PS	PS	PS	PS	PS	PS
Moore, Dave	16	16	0	0	TE	TE	TE	TE	TE	TE	TE	TE	TE	TE	TE	TE	TE	TE	TE	TE	TE	TE	TE
Murphy, Frank	1	0	0	4	PS	PS	PS	PS	PS	PS	PS	PS	PS	PS	PS	PS	PS	PS	PS	PS	PS	PS	PS
Murphy, Yo	0	0	0	0	N	N	N	N	N	N	N	N	N	N	N	N	N	N	N	N	N	N	N
Odom, Jason	0	0	0	0	IR	IR	IR	IR	IR	IR	IR	IR	IR	IR	IR	IR	IR	IR	IR	IR	IR	IR	IR
Pierson, Pete	15	15	0	1	LT	LT	LT	LT	LT	LT	LT	LT	LT	LT	LT	LT	LT	LT	LT	LT	LT	LT	LT
Quarles, Shelton	14	13	0	2	SLB	SLB	SLB	SLB	SLB	SLB	SLB	SLB	SLB	SLB	SLB	SLB	SLB	SLB	SLB	SLB	SLB	SLB	
Robinson, Damien	16	16	0	0	FS	FS	FS	FS	FS	FS	FS	FS	FS	FS	FS	FS	FS	FS	FS	FS	FS	FS	FS
Royals, Mark	16	0	0	0	P	P	P	P	P	P	P	P	P	P	P	P	P	P	P	P	P	P	P
Saop, Warren	16	15	0	0	DT	DT	DT	DT	DT	DT	DT	DT	DT	DT	DT	DT	DT	DT	DT	DT	DT	DT	DT
Singleton, Alshermund	13	1	0	3	P	P	P	P	P	P	P	P	P	P	P	P	P	P	P	P	P	P	P
Spence, Blake	3	0	0	1	P	IA	P	P	P	P	P	P	P	P	P	P	P	P	P	P	P	P	P
Stecker, Aaron	10	0	0	6	IA	P	P	P	P	P	P	P	P	P	P	P	P	P	P	P	P	P	P
Thomas, Randy	0	0	0	0	N	N	N	N	N	N	N	N	N	N	N	N	N	N	N	N	N	N	N
Tugbenyoh, Mawuko	0	0	0	0	N	N	N	N	N	N	N	N	N	N	N	N	N	N	N	N	N	N	N
Unutoa, Morris	16	0	0	0	P	P	P	P	P	P	P	P	P	P	P	P	P	P	P	P	P	P	P
Vance, Eric	14	0	0	2	P	P	P	P	P	P	P	P	P	P	P	P	P	P	P	P	P	P	P
Washington, Todd	10	0	0	5	1	DNP	DNP	DNP	DNP	DNP	DNP	DNP	DNP	DNP	DNP	DNP	DNP	DNP	DNP	DNP	DNP	DNP	DNP
Webster, Nate	16	0	0	0	P	P	P	P	P	P	P	P	P	P	P	P	P	P	P	P	P	P	P
White, Steve	15	0	0	1	P	P	P	P	P	P	P	P	P	P	P	P	P	P	P	P	P	P	P
White, Ted	0	0	0	0	PS	PS	PS	PS	PS	PS	PS	PS	PS	PS	PS	PS	PS	PS	PS	PS	PS	PS	PS
Williams, Karl	13	0	0	3	P	P	P	P	P	P	P	P	P	P	P	P	P	P	P	P	P	P	P
Wunsch, Jerry	16	16	0	0	RT	RT	RT	RT	RT	RT	RT	RT	RT	RT	RT	RT	RT	RT	RT	RT	RT	RT	RT
Yoder, Todd	9	0	0	7	IA	IA	IA	IA	IA	IA	IA	IA	IA	IA	IA	IA	IA	IA	IA	IA	IA	IA	IA
Young, Floyd	7	0	0	9	P	P	P	P	P	P	P	P	P	P	P	P	P	P	P	P	P	P	P
Zetser, Eric	3	0	13	0	DNP	DNP	DNP	DNP	DNP	DNP	DNP	DNP	DNP	DNP	DNP	DNP	DNP	DNP	DNP	DNP	DNP	DNP	DNP



2000 SEASON REVIEW

2000 PERSONNEL LOG

- Jan. 5** – Placed T **Paul Gruber** (knee) and G **Ken Blackman** (knee) on injured reserve.
- Jan. 22** – Signed T **DeMarcus Curry** to the active roster from the practice squad. Signed LB **Antony Jordan**.
- Jan. 24** – Practice squad contracts of 1999 expire on C **Eric de Groh**, CB **Cedric Donaldson**, WR **Drew O'Connor** and RB **Aaron Stecker**.
- Jan. 25** – Signed LBs **Shelton Quarles** and **Alshermund Singleton** to three-year extensions. Signed free agents CB **Curtis Anderson**, TE **Jason Freeman**, LB **Bobbie Howard**, TE **Henry Lusk**, WR **Drew O'Connor**, FB **Jameion Spencer**, RB **Aaron Stecker** and LB **Shawn Stuckey** to two-year contracts. Signed free agents C **Eric de Groh**, FB **Jim Kitts**, CB **Deshone Mallard** and LB **Kinnon Tatum** to one-year contracts. Did not exercise rights under terms of QB **Trent Dilfer's** contract, making him an unrestricted free agent.
- Feb. 2** – Signed WR **Yo Murphy**.
- Feb. 3** – Did not offer a new contract to offensive coordinator **Mike Shula**.
- Feb. 15** – Signed unrestricted free agent C **Jeff Christy** (MIN) to a five-year contract.
- Feb. 20** – Named **Les Steckel** offensive coordinator.
- Feb. 22** – Signed free agent RB **Jerry Ellison** to a one-year contract.
- Feb. 29** – Re-signed unrestricted free agent T **Jason Odom** to a three-year contract.
- Mar. 1** – Signed unrestricted free agent G **Randall McDaniel** to a three-year contract.
- Mar. 2** – Re-signed unrestricted free agent QB **Eric Zeier** to a three-year contract. Signed free agent TE **Lovett Purnell** to a one-year contract.
- Mar. 17** – Released G **Jorge Diaz**.
- Mar. 20** – Re-signed unrestricted TE **Dave Moore** to a three-year contract.
- Mar. 24** – Re-signed unrestricted P **Mark Royals** to a three-year contract.
- Mar. 26** – Released CB **Curtis Anderson**.
- Apr. 12** – Traded two first-round selections (13th, 27th overall) in the 2000 NFL Draft to the New York Jets for WR **Keyshawn Johnson**. Released WR **Bert Emanuel**.
- Apr. 15** – On the first day of the NFL Draft, selected G **Cosey Coleman** (2nd round, 51st overall) and LB **Nate Webster** (3rd round, 90th overall). Traded second-round pick (57th) and fourth-round pick (120th) to Carolina for second-round pick (51st).
- Apr. 16** – On the second day of the NFL Draft, selected TE **James Whalen** (5th round, 157th overall), S **David Gibson** (3rd round, 193rd overall) and QB **Joe Hamilton** (7th round, 234th overall).
- Apr. 17** – Signed 14 undrafted free agents: T **John Blick**, DT **Carl Bradley**, S **Ashley Cooper**, WR **Chris Daniels**, WR **Tavarus Hogans**, CB **Tarig Holman**, DE **Aaron Humphrey**, DT **Damonte McKenzie**, CB **Earthwind Moreland**, CB **Terrence Parrish**, RB **Ketric Sanford**, DE **Mawuko Tugbenyoh**, WR **Michael Williams** and TE **Todd Yoder**.
- Apr. 28** – Signed P **John Shay**.
- May 5** – Re-signed G **Frank Middleton** to a one-year contract.
- May 8** – Re-signed QB **Scott Milanovich** to a one-year contract.
- May 15** – Re-signed S **Damien Robinson** to a one-year contract.
- May 26** – Re-signed C/G **Kevin Dogins** to a one-year contract.
- May 30** – Re-signed CB **Floyd Young** to a one-year contract.
- June 2** – Signed T **Kendell Mack** to a one-year contract.
- June 13** – Re-signed CB **Ronde Barber** to a one-year contract.
- June 15** – Released G **Ken Blackman**.
- June 22** – Signed S **Jeff Popovich** to a one-year contract.
- July 1** – Re-signed LB **Don Davis** to a one-year contract.

2000 SEASON REVIEW

2000 PERSONNEL LOG

- July 10** – Re-signed S **Shevin Smith** to a one-year contract. Signed fifth-round pick TE **James Whalen** and sixth-round pick S **David Gibson** to three-year contracts. Signed DE **Chartric Darby** to a one-year contract.
- July 11** – Signed third-round pick LB **Nate Webster** and seventh-round pick QB **Joe Hamilton** to three-year contracts.
- July 19** – Re-signed RB **Rabih Abdullah** to a one-year contract. Signed WR **Daniel Jones** to a one-year contract.
- July 23** – Signed second-round pick G **Cosey Coleman** to a four-year contract. Re-signed TE **Patrick Hape** to a one-year contract. Released LB/LS **Mitch Palmer**.
- July 24** – Released FB **Jim Kitts**.
- July 25** – Signed FB **John Waerig** to a one-year contract.
- July 28** – Released WR **Darnell McDonald**.
- Aug. 3** – Signed WR **Andre Hastings**.
- Aug. 15** – Released (injury settlement) RB **Jerry Ellison**. Released S **Ashley Cooper**.
- Aug. 16** – Released TE **Lovett Purnell**.
- Aug. 17** – Placed WR **Chris Daniels** on injured reserve.
- Aug. 21** – Released DT **Brad Culpepper**, C **Eric DeGroh**, WR **Tavarus Hogans**, DE **Aaron Humphrey**, LB **Antony Jordan**, DT **Damonte McKenzie**, QB **Scott Milanovich**, CB **Terrance Parrish**, P **John Shay**, LB **Kinnon Tatum**, FB **John Waerig** and WR **Michael Williams**.
- Aug. 22** – Claimed S **Lemar Marshall** (Philadelphia) and TE **Blake Spence** (N.Y. Jets) off waivers. Released (injury settlement) CB **Tarig Holman** and released DE **Mawuko Tugbenyoh**.
- Aug. 27** – Released T **John Blick**, DT **Carl Bradley**, DE **Chartric Darby**, TE **Jason Freeman**, LB **Bobbie Howard**, WR **Daniel Jones**, TE **Henry Lusk**, T **Kendall Mack**, CB **Deshone Mallard**, CB **Earthwind Moreland**, WR **Yo Murphy**, WR **Drew O'Connor**, S **Jeff Popovich**, RB **Ketric Sanford**, S **Shevin Smith** (injury settlement) and TE **James Whalen**. Placed FB **Kevin McLeod** on reserve (non-football illness), T **Jason Odom** on injured reserve and LB **Shawn Stuckey** on reserve (non-football injury).
- Aug. 28** – Signed S **Eric Vance**. Released S **Lemar Marshall**. Named DE **Chartric Darby**, CB **Anthony Midget**, FB **Matt Keller**, RB/WR **Frank Murphy**, and QB **Ted White** to its practice squad.
- Sept. 11** – Signed S **John Lynch** to six-year contract extension.
- Sept. 12** – Named FB **Charles Kirby** to its practice squad. Released FB **Matt Keller** from its practice squad.
- Sept. 26** – Placed TE **Blake Spence** on injured reserve.
- Oct. 5** – Signed FB **Charles Kirby** to active roster. Signed WR **Yo Murphy** to practice squad.
- Nov. 15** – Signed DE **Marcus Jones** to seven-year contract extension.
- Nov. 22** – Signed WR **Frank Murphy** to active roster. Signed S **Lemar Marshall** to practice squad. Released WR **Andre Hastings**.
- Dec. 12** – Signed DE **Mawuko Tugbenyoh** to its practice squad. Released S **Lemar Marshall** from its practice squad.
- Dec. 22** – Signed TE **Randy Palmer** to its practice squad. Released DE **Mawuko Tugbenyoh** from its practice squad.
- Dec. 26** – Released TE **Randy Palmer** from its practice squad.



2000 SEASON REVIEW

THE LAST TIME

(Regular Season Only)

- INDIVIDUAL -

100 YARDS RUSHING

By Buccaneers - 145 by Warrick Dunn, vs. St. Louis, 12/18/00
By Opponents - 116 by James Stewart, vs. Detroit, 10/19/00

TWO 100-YARD RUSHERS IN SAME GAME

By Buccaneers - 128 by Mike Alstott and 115 by Warrick Dunn, vs. Minnesota, 11/1/98 *
By Opponents - 122 by Napoleon Kaufman and 111 by Tyrone Wheatley, at Oakland, 12/19/99

150 YARDS RUSHING

By Buccaneers - 210 by Warrick Dunn, vs. Dallas, 12/3/00
By Opponents - 215 by Barry Sanders, vs. Detroit, 10/12/97

200 YARDS RUSHING

By Buccaneers - 210 by Warrick Dunn, vs. Dallas, 12/3/00
By Opponents - 215 by Barry Sanders, vs. Detroit, 10/12/97

300 YARDS PASSING

By Buccaneers - 301 by Trent Dilfer, at Minnesota, 10/3/99
By Opponents - 316 by Kurt Warner, vs. St. Louis, 12/18/00

400 YARDS PASSING

By Buccaneers - 469 by Vinny Testaverde, at Indianapolis, 10/16/88
By Opponents - 418 by Lynn Dickey, vs. Green Bay, 10/12/80 *

100 YARDS RECEIVING

By Buccaneers - 116 by Keyshawn Johnson, vs. St. Louis, 12/18/00
By Opponents - 165 by Torry Holt, vs. St. Louis, 12/18/00

TWO 100-YARD RECEIVERS IN SAME GAME

By Buccaneers - 115 by Lawrence Carrier and 107 by Lawrence Dawsey, vs. Green Bay, 9/13/92
By Opponents - 158 by Bill Schroeder and 152 by Antonio Freeman, at Green Bay, 10/10/99

150 YARDS RECEIVING

By Buccaneers - 164 by Jacquez Green, vs. Kansas City, 11/14/99
By Opponents - 165 by Torry Holt, vs. St. Louis, 12/18/00

200 YARDS RECEIVING

By Buccaneers - 212 by Mark Carrier, at New Orleans, 12/6/87
By Opponents - NONE

10 OR MORE RECEPTIONS

By Buccaneers - 11 by Jacquez Green, at Minnesota, 10/9/00
By Opponents - 11 by Kevin Faulk, at New England, 9/3/00

FIVE TOUCHDOWN PASSES

By Buccaneers - Steve DeBerg, vs. Atlanta, 9/13/87 *
By Opponents - Wade Wilson, vs. Atlanta, 12/13/92

FOUR TOUCHDOWN PASSES

By Buccaneers - Shaun King, vs. Minnesota, 10/29/00
By Opponents - Brad Johnson, at Minnesota, 9/6/98

THREE TOUCHDOWN PASSES

By Buccaneers - Shaun King, at Atlanta, 11/5/00
By Opponents - Randall Cunningham, at Minnesota, 10/3/99

FOUR TOUCHDOWN RECEPTIONS

By Buccaneers - Jimmie Giles, at Miami, 10/20/85 *
By Opponents - Jerry Rice, vs. San Francisco, 11/14/93

THREE TOUCHDOWN RECEPTIONS

By Buccaneers - Jimmie Giles (4), at Miami, 10/20/85
By Opponents - Keith Jackson, vs. Green Bay, 9/1/96

TWO TOUCHDOWN RECEPTIONS

By Buccaneers - Keyshawn Johnson, vs. St. Louis, 12/18/00
By Opponents - Terance Mathis, at Atlanta, 11/5/00

THREE RUSHING TOUCHDOWNS

By Buccaneers - Warrick Dunn, vs. St. Louis, 12/18/00
By Opponents - Marshall Faulk, vs. St. Louis, 12/18/00

TWO RUSHING TOUCHDOWNS

By Buccaneers - Warrick Dunn (3), vs. St. Louis, 12/18/00
By Opponents - Ahman Green, at Green Bay, 12/24/00

ONE RUSHING TOUCHDOWN AND ONE RECEIVING TOUCHDOWN

By Buccaneers - Mike Alstott, vs. Detroit, 12/12/99
By Opponents - Marshall Faulk (3 run, 1 rec.), vs. St. Louis, 12/18/00

FOUR FIELD GOALS

By Buccaneers - Martin Gramatica, vs. Detroit, 10/19/00
By Opponents - Ryan Longwell, at Green Bay, 10/10/99

THREE FIELD GOALS

By Buccaneers - Martin Gramatica, at Miami, 12/10/00
By Opponents - Gary Anderson, at Minnesota, 10/9/00

TWO INTERCEPTIONS

By Buccaneers - Donnie Abraham, at Atlanta, 11/5/00
By Opponents - Dexter McCleon, vs. St. Louis, 12/18/00

TWO SACKS

By Buccaneers - Warren Sapp, vs. St. Louis, 12/18/00
By Opponents - Vonnie Holliday and John Thierry, at Green Bay, 12/24/00

THREE SACKS

By Buccaneers - Marcus Jones (4), vs. Detroit, 10/19/00
By Opponents - Marco Coleman, at Washington, 10/1/00

RUN OF 25 OR MORE YARDS

By Buccaneers - 52t by Warrick Dunn, vs. St. Louis, 12/18/00
By Opponents - 27 by Peerless Price, vs. Buffalo, 11/26/00

RUN OF 50 OR MORE YARDS

By Buccaneers - 52t by Warrick Dunn, vs. St. Louis, 12/18/00
By Opponents - 50t by Stephen Davis, at Washington, 10/1/00

RECEPTION OF 50 OR MORE YARDS

By Buccaneers - 75 by Jacquez Green, vs. N.Y. Jets, 9/24/00
By Opponents - 72t by Torry Holt, vs. St. Louis, 12/18/00

RECEPTION OF 75 OR MORE YARDS

By Buccaneers - 75 by Jacquez Green, vs. N.Y. Jets, 9/24/00
By Opponents - 79 by Herman Moore (from Scott Mitchell), vs. Detroit, 10/12/97

FIELD GOAL OF 50 OR MORE YARDS

By Buccaneers - 54 and 51 yards by Martin Gramatica, vs. Green Bay, 11/12/00
By Opponents - 52 by Ryan Longwell, vs. Green Bay, 11/12/00

PUNT OF 70 OR MORE YARDS

By Buccaneers - 74 by Sean Landeta, at N.Y. Jets, 12/14/97
By Opponents - 71 by Craig Henrich, vs. Tennessee, 11/8/98

KICKOFF RETURNED FOR A TOUCHDOWN

By Buccaneers - NONE
By Opponents - 105 yards by Terry Fair, at Detroit, 9/28/98

PUNT RETURNED FOR A TOUCHDOWN

By Buccaneers - 73 yards by Karl Williams, vs. Buffalo, 11/26/00
By Opponents - 66 yards by Troy Brown, at New England, 9/3/00

2000 SEASON REVIEW

INTERCEPTION RETURNED FOR A TOUCHDOWN

By Buccaneers - 31 yards by Jamie Duncan, at Miami, 12/10/00
By Opponents - 38 yards by Tony Parrish, at Chicago, 11/19/00

FUMBLE RETURNED FOR A TOUCHDOWN

By Buccaneers - 24 yards by Ronde Barber, vs. Chicago, 9/10/00
By Opponents - 13 yards by Lance Johnstone, at Oakland, 12/19/99

BLOCKED PUNT

By Buccaneers - John McLaughlin, at Atlanta (Dan Stryzinski), 11/5/00
By Opponents - Raymond Austin, at N.Y. Jets (Sean Landeta), 12/14/97

BLOCKED PUNT RETURNED FOR A TOUCHDOWN

By Buccaneers - 28 yards by Alshermund Singleton, vs. Arizona (Jeff Feagle's punt blocked by Singleton), 9/28/97
By Opponents - 11 yards by Anthony Marshall, vs. Chicago (Reggie Roby's punt blocked by Marshall), 9/17/95

BLOCKED FIELD GOAL

By Buccaneers - Marcus Jones, vs. Dallas, 12/3/00
By Opponents - David Terrell, at Washington, 10/1/00

BLOCKED FIELD GOAL RETURNED FOR A TOUCHDOWN

By Buccaneers - 53 yards by Donnie Abraham, at Minnesota (Gary Anderson kick blocked by Warren Sapp), 10/9/00
By Opponents - NONE

MISSED PAT

By Buccaneers - Team (fumbled snap), at Philadelphia, 9/19/99
By Opponents - John Kasay (wide right), at Carolina, 10/1/95

TWO-POINT CONVERSION

By Buccaneers - Shaun King run, at Green Bay, 12/24/00
By Opponents - James Stewart run, vs. Detroit, 10/19/00

SAFETY

By Buccaneers - Team (blocked punt recovered in end zone), vs. Detroit, 10/19/00
By Opponents - Team (fumbled snap out of end zone), at Philadelphia, 9/19/99

- TEAM -

SCORED 40 OR MORE POINTS

By Buccaneers - Tampa Bay 41, Minnesota 13, 10/29/00
By Opponents - Oakland 45, Tampa Bay 0, 12/19/99

WON BY 20 OR MORE POINTS

By Buccaneers - Tampa Bay 27, Dallas 7, 12/3/00
By Opponents - Oakland 45, Tampa Bay 0, 12/19/99

WON GAME AFTER TRAILING BY 10 OR MORE POINTS

By Buccaneers - Tampa Bay 23, Detroit 16 (after down 10-0), 12/12/99
By Opponents - N.Y. Jets 21, Tampa Bay 17 (after down 17-6), 9/24/00

WON GAME IN OVERTIME

By Buccaneers - Tampa Bay 20, Oakland 17 (Michael Husted 23 FG), 11/10/96
By Opponents - Green Bay 17, Tampa Bay 14 (Ryan Longwell 22 FG), 12/24/00

WON GAME IN LAST MINUTE OF REGULATION

By Buccaneers - Tampa Bay 38, St. Louis 35 (Warrick Dunn 1 run, 0:48 left), 12/18/00
By Opponents - N.Y. Jets 21, Tampa Bay 17 (Wayne Chrebet 18 reception, 0:52 left), 9/24/00

WON GAME ON NATIONAL TV

By Buccaneers - Tampa Bay 38, St. Louis 35 (ABC Monday Night), 12/18/00
By Opponents - Detroit 28, Tampa Bay 14 (ESPN Thursday Night), 10/19/00

WON BY SHUTOUT

By Buccaneers - Tampa Bay 41, Chicago 0, 9/10/00
By Opponents - Oakland 45, Tampa Bay 0, 12/19/99

500 OR MORE TOTAL NET YARDS OF OFFENSE

By Buccaneers - 573 at Minnesota, 11/16/80 *
By Opponents - 581 at New York Jets, 11/17/85

400 OR MORE TOTAL NET YARDS OF OFFENSE

By Buccaneers - 446, vs. St. Louis, 12/18/00
By Opponents - 433, vs. Buffalo, 11/26/00

200 OR MORE RUSHING YARDS

By Buccaneers - 205, vs. St. Louis, 12/18/00
By Opponents - 262, at Oakland, 12/19/99

150 OR MORE RUSHING YARDS

By Buccaneers - 205, vs. St. Louis, 12/18/00
By Opponents - 170, vs. Detroit, 10/19/00

400 OR MORE NET YARDS PASSING

By Buccaneers - 444, at Indianapolis, 10/16/88
By Opponents - 415, Green Bay (OT), 10/12/80

300 OR MORE NET YARDS PASSING

By Buccaneers - 324, at San Diego, 11/17/96
By Opponents - 302, vs. Minnesota, 10/29/00

OPPONENTS HELD TO LESS THAN 200 YARDS OF NET OFFENSE

By Buccaneers - 165, vs. Chicago, 9/10/00
By Opponents - 180, vs. Buffalo, 11/26/00

OPPONENTS HELD TO LESS THAN 100 NET PASSING YARDS

By Buccaneers - 49, vs. Chicago, 9/10/00
By Opponents - 51, vs. Dallas, 12/3/00

OPPONENTS HELD TO LESS THAN 50 RUSHING YARDS

By Buccaneers - 17, at Detroit, 9/17/00
By Opponents - 34, at Oakland, 12/19/99

SUCCESSFUL ONSIDE KICK

By Buccaneers - at Detroit (recovered at Det. 34 by Darrick Brownlow), 9/27/92
By Opponents - vs. Jacksonville (recovered at Jax 42 by Dave Thomas), 11/19/95

FORCED FOUR TURNOVERS

By Buccaneers - at Green Bay (two fumbles, two interceptions), 12/24/00
By Opponents - vs. Detroit (one fumble, three interceptions), 10/19/00

FORCED FIVE TURNOVERS

By Buccaneers - at Miami, (one fumble, four interceptions), 12/10/00
By Opponents - vs. Kansas City (6 - five fumbles, one interception), 11/14/99

FORCED SIX TURNOVERS

By Buccaneers - at Seattle (one fumble, five interceptions), 11/28/99
By Opponents - vs. Kansas city (five fumbles, one interception), 11/14/99

RECOVERED THREE OPPONENT FUMBLES

By Buccaneers - vs. Dallas, 12/3/00
By Opponents - vs. Kansas City (5), 11/14/99

INTERCEPTED THREE PASSES

By Buccaneers - vs. St. Louis, 12/18/00
By Opponents - vs. Detroit, 10/19/00

* Indicates performances that have only happened once in team history



2000 SEASON REVIEW

TEAM RANKINGS

AMERICAN FOOTBALL CONFERENCE

	Offense			Defense		
	Total	Rush	Pass	Total	Rush	Pass
Baltimore	9	5	12	2	*1	5
Buffalo	6	8	6	3	5	2
Cincinnati	15	3	16	13	13	13
Cleveland	16	15	15	15	16	7
Denver	1	2	2	14	6	16
Indianapolis	2	10	1	12	14	9
Jacksonville	4	7	5	7	7	8
Kansas City	5	13	3	10	10	10
Miami	13	9	13	4	9	3
New England	12	14	10	11	11	11
N.Y. Jets	7	12	4	6	12	4
Oakland	3	*1	7	9	4	14
Pittsburgh	10	4	14	5	8	6
San Diego	14	16	9	8	3	12
Seattle	11	11	11	16	15	15
Tennessee	8	6	8	*1	2	*1

NATIONAL FOOTBALL CONFERENCE

	Offense			Defense		
	Total	Rush	Pass	Total	Rush	Pass
Arizona	12	13	9	15	14	5
Atlanta	15	14	12	11	13	11
Carolina	9	15	6	12	12	12
Chicago	11	11	11	8	9	9
Dallas	13	5	15	9	15	2
Detroit	14	10	13	6	8	7
Green Bay	7	12	4	7	2	10
Minnesota	3	1	3	13	6	14
New Orleans	4	2	8	3	4	4
N.Y. Giants	6	4	7	2	1	8
Philadelphia	8	6	10	5	10	3
St. Louis	*1	7	*1	10	5	13
San Francisco	2	8	2	14	7	15
Tampa Bay	10	3	14	4	3	6
Washington	5	9	5	1	11	1

NATIONAL FOOTBALL LEAGUE

	Offense			Defense		
	Total	Rush	Pass	Total	Rush	Pass
Arizona	24	27	17	30	30	11
Atlanta	30	28	24	25	27	24
Baltimore	16	5	22	2	*1	8
Buffalo	9	13	11	3	6	4
Carolina	20	29	12	27	26	26
Chicago	23	21	23	16	19	17
Cincinnati	29	3	31	22	24	23
Cleveland	31	30	30	26	29	12
Dallas	25	12	28	19	31	3
Denver	2	2	3	24	7	31
Detroit	27	20	25	14	18	15
Green Bay	15	23	8	15	8	19
Indianapolis	3	16	2	21	25	18
Jacksonville	7	10	9	12	11	14
Kansas City	8	25	5	18	17	20
Miami	26	14	27	6	14	5
Minnesota	5	6	7	28	15	28
New England	22	26	19	20	21	21
New Orleans	10	8	14	8	10	10
N.Y. Giants	13	11	13	5	2	16
N.Y. Jets	12	24	6	10T	23	6
Oakland	6	*1	15	17	5	25
Philadelphia	17	15	20	10T	20	7
Pittsburgh	18	4	29	7	12	9
St. Louis	*1	17	*1	23	13	27
San Diego	28	31	18	13	4	22
San Francisco	4	18	4	29	16	29
Seattle	19	22	21	31	28	30
Tampa Bay	21	9	26	9	9	13
Tennessee	14	7	16	*1	3	*1
Washington	11	19	10	4	22	2

T = Tied for position; * = League Leader

2000 SEASON REVIEW

2000 NFL STANDINGS

AMERICAN FOOTBALL CONFERENCE

EASTERN DIVISION

Team	W	L	T	PCT	PF	PA
Miami	11	5	0	.688	323	226
*Indianapolis	10	6	0	.625	429	326
New York Jets	9	7	0	.562	321	321
Buffalo	8	8	0	.500	315	350
New England	5	11	0	.312	276	338

CENTRAL DIVISION

Team	W	L	T	PCT	PF	PA
Tennessee	13	3	0	.812	346	191
*Baltimore	12	4	0	.750	333	165
Pittsburgh	9	7	0	.562	321	255
Jacksonville	7	9	0	.438	367	327
Cincinnati	4	12	0	.250	185	359
Cleveland	3	13	0	.188	161	419

WESTERN DIVISION

Team	W	L	T	PCT	PF	PA
Oakland	12	4	0	.750	479	299
*Denver	11	5	0	.688	485	369
Kansas City	7	9	0	.438	355	354
Seattle	6	10	0	.375	320	405
San Diego	1	15	0	.062	269	440

NATIONAL FOOTBALL CONFERENCE

EASTERN DIVISION

Team	W	L	T	PCT	PF	PA
New York Giants	12	4	0	.750	328	246
*Philadelphia	11	5	0	.688	351	245
Washington	8	8	0	.500	281	269
Dallas	5	11	0	.312	294	361
Arizona	3	13	0	.188	210	443

CENTRAL DIVISION

Team	W	L	T	PCT	PF	PA
Minnesota	11	5	0	.688	397	371
*Tampa Bay	10	6	0	.625	388	269
Green Bay	9	7	0	.562	353	323
Detroit	9	7	0	.562	307	307
Chicago	5	11	0	.312	216	355

WESTERN DIVISION

Team	W	L	T	PCT	PF	PA
New Orleans	10	6	0	.625	354	305
*St. Louis	10	6	0	.625	540	471
Carolina	7	9	0	.438	310	310
San Francisco	6	10	0	.375	388	422
Atlanta	4	12	0	.250	252	413

* Wild Card qualifier for playoffs

2000 NFL PLAYOFFS AT A GLANCE

Home Team in CAPS

AFC Wild Card Playoff Games

MIAMI 23, Indianapolis 17 (OT)
BALTIMORE 21, Denver 3

AFC Divisional Playoff Games

OAKLAND 27, Miami 0
Baltimore 24, TENNESSEE 10

AFC Championship Game

Baltimore 16, OAKLAND 3

NFC Wild Card Playoff Games

NEW ORLEANS 31, St. Louis 28
PHILADELPHIA 21, Tampa Bay 3

NFC Divisional Playoff Games

MINNESOTA 34, New Orleans 16
N.Y. GIANTS 20, Philadelphia 10

NFC Championship Game

N.Y. GIANTS 41, Minnesota 0

SUPER BOWL XXXV
Baltimore 34, N.Y. Giants 7

AFC-NFC PRO BOWL
AFC 38, NFC 17



2000 SEASON REVIEW

2000 GAME-BY-GAME RECAP



GAME 1



BUCS 21 PATRIOTS 16 SEPTEMBER 3, 2000 FOXBORO STADIUM (60,292)

FOXBORO – The Bucs defense held off a late rally as it downed New England 21-16 in front of 60,292 at Foxboro Stadium in the 2000 season opener. Tampa Bay's defense notched six sacks on Patriots' quarterback Drew Bledsoe, tying with Washington for tops in the NFL on the day. New England converted on just 4-of-17 third down opportunities and gained only 88 yards rushing. Tampa Bay's offense was led by the duo of Mike Alstott and Warrick Dunn, who combined for 110 yards and two Alstott scores on the ground. Alstott's first touchdown, a five-yarder, gave the Bucs a 7-3 lead early in the second quarter. The Patriots regained the lead on a 66-yard punt return for a touchdown by Troy Brown, but Tampa Bay rebounded to grab a 14-10 edge at the half. With the clock winding down in the opening 30 minutes, QB Shaun King faked a spike to stop the clock and instead found WR Reidel Anthony in the end zone for an eight-yard touchdown. The play was set up by a 33-yard third down completion to WR Jacques Green on the previous play. The Bucs added to their lead in the third quarter as the defense forced a New England fumble and gave the offense the ball at the Patriots' 24-yard line. Alstott hit paydirt for the second time four plays later on a three-yard touchdown. New England closed the gap with a 39-yard scoring strike with three minutes left in the game but the Bucs defense kept the Patriots out of the end zone as time expired.

SCORING

	1	2	3	4	F
TB	0	14	7	0	21
NE	3	7	0	6	16

- NE – Vinatieri 30-yd. FG
 TB – Alstott 5-yd. run (Gramatica kick)
 NE – T. Brown 66-yd. punt return (Vinatieri kick)
 TB – Anthony 8-yd. pass from King (Gramatica kick)
 TB – Alstott 3-yd. run (Gramatica kick)
 NE – Glenn 39-yd. pass from Bledsoe (run failed)



TEAM STATISTICS

	TB	NE
First Downs	17	14
3rd Down	6-16	4-17
Total Yards	296	278
Rushing Yards	140	88
Passing Yards	156	190
Punts-Avg.	10-40.3	9-40.6
Fumbles-Lost	2-1	2-1
Penalties-Yds.	4-25	5-33
Time of Possession	31:35	28:25

INDIVIDUAL STATISTICS

Rushing: TB: Dunn 16-56, Alstott 16-54, King 4-21, Green 1-6, Johnson 1-3.
 NE: Brown 2-33, Bledsoe 8-30, Faulk 10-21, Carter 1-4.

Passing: TB: King 24-12-167, 1 TD, 0 INT, 34 LG.
 NE: Bledsoe 39-26-216, 1 TD, 0 INT, 39 LG.

Receiving: TB: Johnson 4-64, Green 2-67, Anthony 1-8, Williams 1-8, Alstott 1-6, Moore 1-6, Dunn 1-5, Abdullah 1-3.
 NE: Faulk 11-62, Brown 7-70, Glenn 4-56, Bjornson 2-15, Simmons 1-9, Rutledge 1-4

Interceptions: TB: None.
 NE: None.

Punt Returns: TB: Williams 3-13, 11 LG, 4 FC.
 NE: Brown 4-118, 66 LG, 3 FC.

Kickoff Returns: TB: Williams 3-88, 33 LG.
 NE: Faulk 3-85, 40 LG.

Sacks: TB: Sapp 1.5-7, Jones 1.5-5, Barber 1-8, Quarles 1-4, White 1-2.
 NE: McGinest 1-11.

2000 SEASON REVIEW

2000 GAME-BY-GAME RECAP



GAME 2



BUCS 41 BEARS 0
September 10, 2000
Raymond James Stadium
(65,569)

TAMPA – The Bucs displayed a complete effort on offense, defense and special teams as they recorded the largest margin of victory in team history with a 41-0 win over Chicago in the home opener before 65,569 at Raymond James Stadium. Tampa Bay improved to 2-0 for the fifth time in club history, while the Bears dropped to 0-2. The two teams played a scoreless first quarter before K Martin Gramatica booted field goals of 23 and 47 yards for a 6-0 Bucs lead. The game changed drastically, though, in the final three minutes of the first half. CB Donnie Abraham intercepted a Cade McNown pass off the hands of RB James Allen and returned it to the Bears four-yard line. QB Shaun King scored on three-yard run three plays later for a 13-0 lead. The Bucs defense was not finished as CB Ronde Barber, who had 2.5 sacks on the day, recovered a fumble forced by Abraham and took it 24 yards for a touchdown and a 20-0 halftime advantage. King added touchdown strikes to WR Keyshawn Johnson – his first touchdown as a Buccaneer – and WR Jacquez Green in the third quarter, while FB Mike Alstott closed out the scoring with a 20-yard run in the final period. The Bucs defense extended their streak to 14 quarters against Chicago without allowing a touchdown, and permitted the Bears just 165 total yards, including 49 passing. Tampa Bay forced four turnovers and allowed Chicago one third down conversion in 11 tries.

SCORING

	1	2	3	4	F
CHI	0	0	0	0	0
TB	0	20	14	7	41

- TB – Gramatica 23-yd. FG
- TB – Gramatica 47-yd. FG
- TB – King 3-yd. run (Gramatica kick)
- TB – Barber 24-yd. fumble return (Gramatica kick)
- TB – Johnson 13-yd. pass from King (Gramatica kick)
- TB – Green 58-yd. pass from King (Gramatica kick)
- TB – Alstott 20-yd. run (Gramatica kick)

TEAM STATISTICS

	CHI	TB
First Downs	9	21
3rd Down	1-11	5-13
Total Yards	165	327
Rushing Yards	116	156
Passing Yards	49	171
Punts-Avg.	7-38.4	5-44.2
Fumbles-Lost	3-2	0-0
Penalties-Yds.	9-64	3-20
Time of Possession	26:24	33:36

INDIVIDUAL STATISTICS

Rushing: CHI: McNown 5-49, Allen 6-47, Enis 11-20
TB: Alstott 15-71, Dunn 14-53, Stecker 5-26, King 2-6.

Passing: CHI: McNown 29-15-96, 0 TD, 2 INT, 14 LG.
TB: King 21-10-167, 2 TD, 0 INT, 58 LG; Zeier 3-3-19, 0 TD, 0 INT, 14 LG.

Receiving: CHI: Ingram 4-10, Allen 3-14, Robinson 2-25, Brooks 2-19, White 2-15, Mayes 1-8, Kennison 1-5.
TB: Green 5-104, Johnson 2-32, Dunn 2-5, Williams 1-27, Hape 1-13, Alstott 1-4, Yoder 1-1.

Interceptions: CHI: None.
TB: Abraham 2-19.

Punt Returns: CHI: Milburn 3-23, 19 LG, 0 FC.
TB: Williams 4-17, 16 LG, 2 FC.

Kickoff Returns: CHI: Milburn 7-166, 33 LG.
TB: Stecker 1-31, 31 LG.

Sacks: CHI: Smith 1-11, Daniels 1-4.
TB: Barber 2.5-25.5, Sapp 1-10, Jackson 1-8, Jones 0.5-3.5.



2000 SEASON REVIEW

2000 GAME-BY-GAME RECAP



GAME 3



BUCS 31 LIONS 10 September 17, 2000 Pontiac Silverdome (76,928)

PONTIAC – In an early season battle of unbeaten, Tampa Bay won for just the second time in its last eight trips to Detroit with a 31-10 victory before 76,928 at the Pontiac Silverdome. Tampa Bay improved to 3-0 for the third time in club history. For the second time in three games, the Bucs fell behind as Jason Hanson booted a 38-yard field goal to open the game. Karl Williams helped put the Bucs on the board two series later as he returned a punt 42 yards to the Detroit 18-yard line. King kept the ball for a six-yard score four plays later to give Tampa Bay a lead it would not relinquish. FB Mike Alstott fought his way into the end zone from four yards out late in the first quarter and King found a wide-open OG Randall McDaniel for a two-yard score with time winding down in the second quarter. The score, the first of McDaniel's career, gave Tampa Bay a 21-3 lead. The Lions grabbed some momentum briefly as they cut the edge to 21-10 with a 50-yard touchdown pass on the final play of the first half. The Bucs changed that momentum following the break, keeping the ball for a 19-play field goal drive spanning nine and a half minutes. The Lions struggled offensively as the Bucs forced three second half turnovers, including an interception that led to a one-yard plunge by RB Warrick Dunn in the fourth quarter, his first rushing touchdown since 1998. The Bucs offense flourished in the red zone, finishing a perfect 5-5. QB Shaun King completed 18-of-30 passes for 211 yards with one TD and no INTs, including eight to WR Keyshawn Johnson. The Bucs defense allowed just 17 net yards rushing, tied for the third-best effort in team history and the special teams unit blocked one Lions punt and tipped another.

SCORING

	1	2	3	4	F
TB	14	7	3	7	31
DET	3	7	0	0	10

- DET** – Hanson 38-yd. FG
TB – King 6-yd. run (Gramatica kick)
TB – Alstott 4-yd. run (Gramatica kick)
TB – McDaniel 2-yd. pass from King (Gramatica kick)
DET – Crowell 50-yd. pass from Batch (Hanson kick)
TB – Gramatica 24-yd. FG
TB – Dunn 1-yd. run (Gramatica kick)

TEAM STATISTICS

	TB	DET
First Downs	22	13
3rd Down	10-16	2-12
Total Yards	331	243
Rushing Yards	120	17
Passing Yards	211	226
Punts-Avg.	4-39.3	5-28.6
Fumbles-Lost	0-0	2-1
Penalties-Yds.	5-45	10-51
Time of Possession	36:04	23:56

INDIVIDUAL STATISTICS

Rushing: **TB:** Alstott 21-68, Dunn 10-34, King 4-17, Stecker 3-2, Zeier 1 (-1)

DET: Stewart 8-13, Batch 2-4.

Passing: **TB:** King 18-30-211, 1 TD, 0 INT, 43 LG.

DET: Batch 26-36-277, 1 TD, 2 INT, 50 LG.

Receiving: **TB:** Johnson 8-84, Green 3-56, Dunn 3-49, Anthony 2-17, Alstott 1-3, McDaniel 1-2.

DET: Crowell 6-93, Moore 5-41, Sloan 4-53, Stewart 4-22, Morton 3-37, Olivo 1-14, Pupunu 1-6, Schlesinger 1-6, Stablein 1-5.

Interceptions: **TB:** Lynch 1-36, Abraham 1-13.

DET: None.

Punt Returns: **TB:** Williams 2-42, 42 LG, 1 FC.


DET: Howard 1-17, 17 LG, 2 FC.

Kickoff Returns: **TB:** Stecker 1-15, 15 LG.

DET: Howard 6-218, 70 LG.

Sacks: **TB:** Sapp 3-15, McFarland 2.5-21.5, Jones 1-8, Ahanotu 0.5-6.5.

DET: None.



2000 SEASON REVIEW

2000 GAME-BY-GAME RECAP



GAME 4



JETS 21 BUCS 17
September 24, 2000
Raymond James Stadium
(65,619)

TAMPA – The Jets rallied from a 17-6 fourth quarter deficit to snap Tampa Bay's eight-game home winning streak with a 21-17 win before 65,619 at Raymond James Stadium. Tampa Bay lost for the first time, while the Jets remained unbeaten at 4-0. Jets RB Curtis Martin found WR Wayne Chrebet in the back of the end zone for an 18-yard touchdown on a halfback option with 52 seconds left in the game. The play capped a frantic final two minutes when New York scored twice. Martin caught a six-yard TD pass from QB Vinny Testaverde with 1:54 remaining to cut Tampa Bay's lead to 17-14. Bucs FB Mike Alstott fumbled on the second play, giving New York the ball at the Tampa Bay 24-yard line. The Jets capitalized with the deciding touchdown two plays later. After the two teams swapped first quarter field goals, TE Dave Moore gave the Bucs a 10-3 edge with a one-handed three-yard TD grab in the back of the end zone from QB Shaun King. New York added a field goal before intermission, but Tampa Bay extended the lead to 17-6 late in the third quarter on an outstanding defensive play by CB Ronde Barber. Barber stepped in front of a Testaverde pass and ran untouched 37 yards for a touchdown, his second defensive score of the season. Tampa Bay's offense gained 239 total yards (119 rushing, 120 passing), but managed just 17 yards in the final quarter and committed a season-high four turnovers. The Bucs defense forced three Testaverde interceptions but allowed 296 total yards.

SCORING

	1	2	3	4	F
NYJ	3	3	0	15	21
TB	3	7	7	0	17

- TB – Gramatica 22-yd. FG
- NYJ – Hall 41-yd. FG
- TB – Moore 3-yd. pass from King (Gramatica kick)
- NYJ – Hall 27-yd. FG
- TB – Barber 37-yd. interception return (Gramatica kick)
- NYJ – Martin 6-yd. pass from Testaverde (Testaverde-Coles pass)
- NYJ – Chrebet 18-yd. pass from Martin (Hall kick)

TEAM STATISTICS

	NYJ	TB
First Downs	16	12
3rd Down	5-15	3-11
Total Yards	296	239
Rushing Yards	98	119
Passing Yards	198	120
Punts-Avg.	7-50.0	7-49.9
Fumbles-Lost	1-0	2-2
Penalties-Yds.	4-25	8-75
Time of Possession	31:29	28:31

INDIVIDUAL STATISTICS

- Rushing:** NYJ: Martin 18-90, Lucas 1-9, Testaverde 5-(-1).
 TB: Alstott 16-60, Dunn 13-53, King 2-8, Stecker 1(-2).
- Passing:** NYJ: Testaverde 42-22-181, 1 TD, 3 INT, 29 LG; Martin 1-1-18, 1 TD, 0 INT, 18 LG; Lucas 1-1-5, 0 TD, 0 INT, 5 LG.
 TB: King 19-7-135, 1 TD, 2 INT, 75 LG.
- Receiving:** NYJ: Anderson 7-42, Martin 7-27, Ward 3-44, Coles 2-34, Chrebet 2-32, Becht 2-20, Baxter 1-5.
 TB: Moore 2-10, Green 1-75, Alstott 1-21, Anthony 1-18, Dunn 1-10, Johnson 1-1.
- Interceptions:** NYJ: Green 1-17, Glenn 1-0.
 TB: Barber 1-37, Duncan 1-10, Robinson 1-1.
- Punt Return:** NYJ: Ward 5-46, 17 LG, 1 FC.
 TB: Williams 4-41, 15 LG, 0 FC.
- Kickoff Returns:** NYJ: Williams 3-93, 45 LG.
 TB: Stecker 2-56, 35 LG.
- Sacks:** NYJ: Abraham 1-9, Lewis 1-6.
 TB: Ahanotu 1-6.



2000 SEASON REVIEW

2000 GAME-BY-GAME RECAP



GAME 5



REDSKINS 20 BUCCANEERS 17 (OT)
October 1, 2000
FedEx Stadium
(83,532)

LANDOVER – Former Buccaneer K Michael Husted kicked a 20-yard field goal just over four minutes into overtime as Washington downed Tampa Bay 20-17 in overtime before 83,532 (the largest crowd to ever see a Bucs game) at FedEx Field. The game-winning field goal was set up by a 57-yard punt return by Deion Sanders, which gave Washington the ball at the Bucs eight-yard line. The Bucs, who trailed 17-7 with less than three minutes remaining in regulation, forced overtime as K Martin Gramatica nailed a 42-yard field goal as time expired. Tampa Bay had cut the lead to three with two minutes left in the fourth quarter as QB Shaun King hit WR Reidel Anthony on a 46-yard strike after fumbling the ball following the snap. The game was deadlocked at 7-7 at halftime and the Redskins took their first lead of the game on a Husted field goal in the third quarter. Washington then appeared to seal the victory with 3:57 left in the final period on an eight-yard TD reception by Larry Centers from QB Brad Johnson. The Bucs struck first, thanks to the defense forcing a Redskins turnover. FS Damien Robinson recovered a Johnson fumble that was forced by DT Anthony McFarland and the offense took over at the 25-yard line. Alstott scored from two yards out five plays later for an early 7-0 lead. Washington came back, though, as Stephen Davis broke free for a 50-yard touchdown late in the first half, the first rushing score against Tampa Bay since Game 14 at Oakland last season.

SCORING

	1	2	3	4	OT	F
TB	7	0	0	10	0	17
WSH	0	7	3	7	3	20

TB – Alstott 2-yd. run (Gramatica kick)
WSH – Davis 50-yd. run (Husted kick)
WSH – Husted 28-yd. FG
WSH – Centers 8-yd. pass from Johnson (Husted kick)
TB – Anthony 46-yd. pass from King (Gramatica kick)
FB – Gramatica 42-yd. FG
WSH – Husted 20-yd. FG



TEAM STATISTICS

	TB	WSH
First Downs	16	14
3rd Down	3-14	5-18
Total Yards	255	330
Rushing Yards	72	145
Passing Yards	183	185
Punts-Avg.	9-45.9	10-44
Fumbles-Lost	3-1	3-1
Penalties-Yds.	4-40	8-48
Time of Possession	31:32	32:37

INDIVIDUAL STATISTICS

Rushing: **TB:** Alstott 15-46, King 3-23, Dunn 10-3,
WSH: Davis 28-141, Johnson 2-2, Centers 1-2,
 Murrell 1-0.

Passing: **TB:** King 38-19-202, 1 TD, 1 INT, 46 LG.
WSH: Johnson 32-20-207, 1 TD, 0 INT, 47 LG.

Receiving: **TB:** Johnson 6-42, Moore 4-47, Dunn 4-36,
 Hape 2-12, Anthony 1-46, Alstott 1-12, Green 1-7.
WSH: Centers 8-53, Fryar 4-61, Alexander 3-28,
 Connell 1-47, Murrell 1-6, Davis 1-5, Thrash 1-4,
 Sellers 1-3.

Interceptions: **TB:** None.
WSH: Green 1-0.

Punt Returns: **TB:** Williams 3-12, 11 LG, 2 FC,
 Green 2-1, 1 LG, 0 FC.

WSH: Sanders 7-86, 57 LG, 2 FC.

Kickoff Returns: **TB:** Stecker 4-101, 31 LG.
WSH: Thrash 2-64, 32 LG.

Sacks: **TB:** McFarland 1-9, Sapp 1-7, Jones 1-6.
WSH: Coleman 3-18, Arrington 1-1.

2000 SEASON REVIEW

2000 GAME-BY-GAME RECAP



GAME 6



VIKINGS 30 BUCCANEERS 23 October 9, 2000 Metrodome (64,162)

MINNEAPOLIS – For the second time in its last three games, Tampa Bay lost a fourth quarter lead as Minnesota rallied for a 30-23 victory before 64,162 at the Metrodome and a national television audience on Monday Night Football. The Bucs, who trailed for most of the game, took their first lead with 12:13 remaining in the game when CB Donnie Abraham returned a blocked field goal attempt 53 yards for a 23-20 Bucs lead. The block by DT Warren Sapp, his second in the last two weeks, gave Tampa Bay its first touchdown on a return of a blocked field goal since 1978. But the Vikings regained the lead on a 42-yard scoring pass from QB Daunte Culpepper to WR Randy Moss and then extended the edge to seven on a Gary Anderson field goal with 59 seconds left in the game. Tampa Bay reached the Viking 43-yard line, but QB Shaun King's "Hail Mary" pass on the final play of regulation fell incomplete in the end zone. Minnesota scored just 24 seconds into the game after a Tampa Bay fumble gave the Vikings the ball at the 27-yard line. The Bucs tied the score on an 11-yard run by King following a fumble by Culpepper, which was recovered by SS John Lynch. Minnesota regained the lead on a field goal and a touchdown in the second period, but K Martin Gramatica hit the first of three FGs on the night to cut the halftime lead to 17-10. WR Jacquez Green set a career-high with 11 receptions and the Bucs defense registered six sacks.



SCORING

	1	2	3	4	F
TB	7	3	6	7	23
MIN	7	10	3	10	30

- MIN** – Culpepper 27-yd. run (Anderson kick)
TB – King 11-yd. run (Gramatica kick)
MIN – Anderson 37-yd. FG
MIN – Davis 26-yd. pass from Culpepper (Anderson kick)
TB – Gramatica 23-yd. FG
MIN – Anderson 42-yd. FG
TB – Gramatica 33-yd. FG
TB – Gramatica 35-yd. FG
TB – Abraham 53-yd. return of blocked FG (Gramatica kick)
MIN – Moss 42-yd. pass from Culpepper (Anderson kick)
MIN – Anderson 19-yd. FG

TEAM STATISTICS

	TB	MIN
First Downs	22	17
3rd Down	7-13	2-10
Total Yards	346	322
Rushing Yards	63	115
Passing Yards	283	207
Punts-Avg.	1-53.0	2-52.0
Fumbles-Lost	3-3	3-1
Penalties-Yds.	7-58	4-44
Time of Possession	29:37	30:23

INDIVIDUAL STATISTICS

- Rushing:** **TB:** Dunn 10-32, King 3-22, Alstott 6-10, Green 1-(-1).
MIN: Smith 22-81, Culpepper 7-35, Williams 1-(-1).
Passing: **TB:** King 40-26-295, 0 TD, 0 INT, 30 LG, Alstott 1-0-0, 0 TD, 0 INT, 0 LG.
MIN: Culpepper 19-15-231, 2 TD, 1 INT, 42 LG.
Receiving: **TB:** Green 11-131, Johnson 5-71, Dunn 4-47, Alstott 2-24, Moore 2-12, Anthony 1-7, Hape 1-3.
MIN: Moss 5-118, Carter 3-43, Smith 3-19, Davis 2-41, Hatchette 1-5, Walters 1-5.
Interceptions: **TB:** Robinson 1-0.
MIN: None.
Punt Returns: **TB:** Hastings 2-24, 16 LG, 0 FC.
MIN: Walters 1-3, 3 LG, 0 FC.
Kickoff Returns: **TB:** Stecker 7-160, 26 LG.
MIN: Carter 6-134, 29 LG.
Sacks: **TB:** Jones 2-3, Sapp 1-12, Barber 1-5, Ahanotu 1-2, McFarland 1-2.
MIN: Randle 1-7, Sawyer 1-5.



2000 SEASON REVIEW

2000 GAME-BY-GAME RECAP



GAME 7



LIONS 28 BUCCANEERS 14
October 19, 2000
Raymond James Stadium
(65,557)

TAMPA – For the first time since 1996, Tampa Bay lost its fourth straight game as Detroit came back for a 28-14 victory before 65,557 fans and a national television audience on ESPN's Thursday Night Football. The Lions, who had trailed for most of the first half, scored 14 points in the final quarter on two short touchdown runs by James Stewart after K Martin Gramatica had tied the game at 14-14 with a career-long 55-yard FG. Gramatica, who tied his single-game mark with four field goals, connected on his first two and the Bucs added a safety after a blocked punt by LB Nate Webster for an 8-0 lead early in the second period. The two teams traded field goals, but Detroit evened the game at 11-11 just before the half on the first of Stewart's three TDs. Gramatica and Lions K Jason Hanson swapped field goals again after the break before Detroit took control in the final 13 minutes. DE Marcus Jones set a club record with four sacks and added a blocked field goal as the Bucs totaled seven quarterback sacks. DT Warren Sapp added two sacks and DT Anthony McFarland notched one takedown. Detroit's defense forced four Tampa Bay turnovers, including a career-worst three interceptions by QB Shaun King and a Mike Alstott fumble. The Bucs offense also was held to just 2-11 on third down attempts.

SCORING

	1	2	3	4	F
DET	0	11	3	14	28
TB	6	5	0	3	14

- TB – Gramatica 27-yd. FG
- TB – Gramatica 43-yd. FG
- TB – Rice tackled in end zone for safety
- DET – Hanson 32-yd. FG
- TB – Gramatica 50-yd. FG
- DET – Stewart 4-yd. run (Stewart run)
- DET – Hanson 47-yd. FG
- TB – Gramatica 55-yd. FG
- DET – Stewart 4-yd. run (Hanson kick)
- DET – Stewart 1-yd. run (Hanson kick)



TEAM STATISTICS

	DET	TB
First Downs	21	12
3rd Down	7-17	2-11
Total Yards	277	258
Rushing Yards	170	109
Passing Yards	107	149
Punts-Avg.	6-36.7	3-45.0
Fumbles-Lost	0-0	1-1
Penalties-Yds.	7-55	7-54
Time of Possession	36:35	23:25

INDIVIDUAL STATISTICS

Rushing: DET: Stewart 29-116, Bates 3-24, Batch 3-16, Foster 1-15, Morton 1 (-1).

TB: Dunn 8-46, King 5-33, Alstott 6-30.

Passing: DET: Batch 31-13-144, 0 TD, 0 INT, 33 LG.

TB: King 34-17-149, 0 TD, 3 INT, 17 LG.

Receiving: DET: Morton 5-84, Stewart 2-8, Bates 1-11, Moore 1-9, Rasby 1-9, Schlesinger 1-8, Sloan 1-8, Stablein 1-7.

TB: Johnson 6-79, Green 3-27, Dunn 3-19, Moore 3-18, Alstott 2-6.

Interceptions: DET: Westbrook 2-16, Claiborne 1-1.

TB: None.

Punt Returns: DET: Howard 1-6, 6 LG, 2 FC.

TB: Hastings 3-26, 15 LG, 1 FC.

Kickoff Returns: DET: Howard 4-107, 42 LG.

TB: Stecker 5-112, 32 LG, Green 1-11, 11 LG.

Sacks: DET: None.

TB: Jones 4-22, Sapp 2-13, McFarland 1-2.

2000 SEASON REVIEW

2000 GAME-BY-GAME RECAP



GAME 8



BUCS 41 VIKINGS 13
October 29, 2000
Raymond James Stadium
(65,589)

TAMPA – The Bucs offense scored on each of its first four possessions as it snapped a four-game skid and ended Minnesota's 7-0 start before 65,589 fans at Raymond James Stadium. WR Keyshawn Johnson gave Tampa Bay a 7-0 lead on a nine-yard TD play following a Vikings fumble forced by DT Warren Sapp. Following a Minnesota FG, RB Warrick Dunn scored on a 23-yard pass from QB Shaun King, but Minnesota cut the lead to 14-10. The Bucs responded with 17 consecutive points, including LB Derrick Brooks' 34-yard interception return for a TD, for a 31-10 halftime lead. The 31 points tied the club record for points in a half. The Bucs defense forced three turnovers, leading to 21 points, and Tampa Bay did not attempt a punt for the first time since 1998. Tampa Bay gained 413 yards in total offense, including 152 on the ground. King set a career-high with four TDs and K Gramatica extended his field goal streak to eight straight with two three-pointers. RB Warrick Dunn led the ground attack with 89 yards on 11 carries, while Johnson eclipsed the 100-yard mark for the first time in a Buccaneer uniform with six receptions for 121 yards. For the first time in club history, Tampa Bay scored 40-plus points in a game twice in the same season.

SCORING

	1	2	3	4	F
MIN	3	10	0	0	13
TB	14	17	3	7	41

- TB** – Johnson 9-yd. pass from King (Gramatica kick)
MIN – Anderson 30-yd. FG
TB – Dunn 23-yd. pass from King (Gramatica kick)
MIN – Moss 7-yd. pass from Culpepper (Anderson kick)
TB – Moore 20-yd. pass from King (Gramatica kick)
TB – Brooks 34-yd. interception return (Gramatica kick)
TB – Gramatica 47-yd. FG
MIN – Anderson 37-yd. FG
TB – Gramatica 26-yd. FG
TB – Anthony 16-yd. pass from King (Gramatica kick)

TEAM STATISTICS

	MIN	TB
First Downs	25	23
3rd Down	7-14	3-6
Total Yards	401	413
Rushing Yards	99	152
Passing Yards	302	261
Punts-Avg.	1-49.0	0-0
Fumbles-Lost	1-1	0-0
Penalties-Yds.	6-46	4-34
Time of Possession	32:13	27:47

INDIVIDUAL STATISTICS

- Rushing:** **MIN:** Smith 12-61, Culpepper 4-35, Kleinsasser 1-3.
TB: Dunn 11-89, Alstott 10-56, King 2-4, Stecker 1-4, Zeier 1-1).
- Passing:** **MIN:** Culpepper 53-29-313, 1 TD, 2 INT, 39 LG.
TB: King 23-16-267, 4 TD, 0 INT, 35 LG.
- Receiving:** **MIN:** Carter 7-115, Moss 7-65, Smith 7-53, Hatchette 4-42, Kleinsasser 2-22, Davis 1-11, Williams 1-5.
TB: Johnson 6-121, Green 3-45, Anthony 3-36, Moore 2-27, Dunn 1-23, Stecker 1-15.
- Interceptions:** **MIN:** None.
TB: Brooks 1-34, Abraham 1-5.
- Punt Returns:** **MIN:** None.
TB: None.
- Kickoff Returns:** **MIN:** Walters 6-128, 25 LG, Williams 1-21, 21 LG.
TB: Stecker 3-63, 25 LG.
- Sacks:** **MIN:** Robbins 1-6.
TB: Sapp 1-9, Barber 1-2.



2000 SEASON REVIEW

2000 GAME-BY-GAME RECAP



GAME 9



BUCS 27 FALCONS 14
November 5, 2000
Georgia Dome
(70,097)

ATLANTA – The Bucs defense tied a season-high by forcing four turnovers and WR Keyshawn Johnson caught two touchdown passes as Tampa Bay won its third road game of the year with a 27-14 victory over Atlanta at the Georgia Dome. Tampa Bay's defense added four quarterback sacks and the special teams unit added a blocked punt and a successful fake punt. CB Donnie Abraham snagged the first of his two interceptions on the day, setting up TE Dave Moore's one-yard TD reception for a 7-0 lead. The defense knocked Falcons QB Chris Chandler out of the game after sacking him on three consecutive plays in the second quarter, leaving backup Danny Kanell to run the offense. The Bucs special teams helped extend the lead to 14-0 as John McLaughlin blocked a Dan Stryzinski punt midway through the second quarter, giving the Bucs offense the ball at the three-yard line. Two plays later, QB Shaun King found Johnson for his first score on a five-yard pass. The blocked punt was the sixth block (three punts, three FGs) of the season for the Bucs and marked the first block allowed by Atlanta since the 1992 season. The Falcons cut the lead to 14-7 after the break, but K Martin Gramatica hit a 51-yard field goal and Johnson added his second score for a 24-7 lead. Gramatica tacked on a 34-yarder with 4:27 remaining to put the game out of reach.

SCORING

	1	2	3	4	F
TB	7	7	3	10	27
ATL	0	0	7	7	14

- TB – Moore 1-yd. pass from King (Gramatica kick)
 TB – Johnson 5-yd. pass from King (Gramatica kick)
 ATL – Mathis 19-yd. pass from Kanell (Andersen kick)
 TB – Gramatica 51-yd. FG
 TB – Johnson 29-yd. pass from King (Gramatica kick)
 TB – Gramatica 34-yd. FG
 ATL – Mathis 16-yd. pass from Kanell (Andersen kick)

TEAM STATISTICS

	TB	ATL
First Downs	15	22
3rd Down	4-14	6-14
Total Yards	267	283
Rushing Yards	126	59
Passing Yards	141	224
Punts-Avg.	4-48.3	5-35.4
Fumbles-Lost	1-1	0-0
Penalties-Yds.	4-43	5-25
Time of Possession	30:15	29:45

INDIVIDUAL STATISTICS

Rushing: TB: Dunn 18-77, Alstott 10-20, King 3-19, Green 2-11, Stecker 2-1, Hamilton 1(-2).
 ATL: Anderson 15-59.

Passing: TB: King 25-11-110, 3 TD, 1 INT, 35 LG, Royals 1-1-36, 0 TD, 0 INT, 36 LG.

ATL: Kanell 43-26-218, 2 TD, 2 INT, 20 LG, Chandler 7-4-29, 0 TD, 2 INT, 15 LG.

Receiving: TB: Johnson 3-47, Green 2-44, Moore 2-11, Dunn 2(-1), Robinson 1-36, Hape 1-5, Alstott 1-4.

ATL: Anderson 9-48, Mathis 6-65, Jefferson 6-55, Christian 4-24, Dwight 3-41, Kelly 2-14.

Interceptions: TB: Abraham 2-45, Robinson 1-0, Duncan 1(-1).

ATL: Buchanan 1-60.

Punt Returns: TB: Williams 1-12, 12 LG, 0 FC.

ATL: Dwight 4-33, 12 LG, 0 FC.

Kickoff Returns: TB: Stecker 2-32, 17 LG.

ATL: Dwight 3-39, 22 LG, Kozlowski 1-12, 12 LG, Vaughn 1-8, 8 LG.

Sacks: TB: McFarland 1-10, White 1-9, Lynch 1-3, Cannida 1-1.

ATL: Draft 1-4., Buchanan 1-1.



2000 SEASON REVIEW

2000 GAME-BY-GAME RECAP



GAME 10



BUCS 20 PACKERS 15
November 12, 2000
Raymond James Stadium
[65,621]

TAMPA – Tampa Bay won its third consecutive game as it rallied in the fourth quarter to down Green Bay 20-15 at Raymond James Stadium. K Martin Gramatica nailed field goals from 54 and 51 yards to complete the rally, giving the Bucs their third consecutive victory at home over the Packers for the first time in series history. Green Bay grabbed its first lead of the game at 15-14 on a fake field goal for a touchdown with 14:01 left in the game, but Gramatica nailed the 54-yarder for a 17-15 Bucs lead less than four minutes later. After the Tampa Bay defense forced a fumble by RB Ahman Green, Gramatica extended the lead with his fifth field goal of 50 or more yards this season. The Bucs defense stopped Green Bay on its final two drives to preserve the victory. After a scoreless first quarter, QB Shaun King hooked up with WR Keyshawn Johnson for a five-yard score early in the second quarter. Packers K Ryan Longwell cut the lead to 7-3 with his first of three field goals, but King connected with WR Reidel Anthony with less than two minutes remaining in the first half for a 14-3 halftime edge. Packers QB Matt Hasselbeck, who came off the bench midway through the third quarter after Brett Favre suffered a left ankle sprain, led Green Bay to two third quarter field goals to cut the lead to 14-9. Hasselbeck then executed the fake field goal to perfection, throwing a 27-yard pass to a wide-open Bubba Franks for Green Bay's lone lead of the game.

SCORING

	1	2	3	4	F
GB	0	3	6	6	15
TB	0	14	0	6	20

- TB – Johnson 5-yd. pass from King (Gramatica kick)
- GB – Longwell 52-yd. FG
- TB – Anthony 19-yd. pass from King (Gramatica kick)
- GB – Longwell 42-yd. FG
- GB – Longwell 45-yd. FG
- GB – Franks 27-yd. pass from Hasselbeck (pass failed)
- TB – Gramatica 54-yd. FG
- TB – Gramatica 51-yd. FG

TEAM STATISTICS

	GB	TB
First Downs	16	14
3rd Down	3-14	2-11
Total Yards	302	272
Rushing Yards	97	108
Passing Yards	205	164
Punts-Avg.	5-38.8	6-38.8
Fumbles-Lost	1-1	0-0
Penalties-Yds.	4-35	6-37
Time of Possession	27:57	32:03

INDIVIDUAL STATISTICS

- Rushing:** GB: Green 16-65, Parker 2-16, Rossum 1-16.
TB: Dunn 14-55, Alstott 9-38, King 6-13, Johnson 1-2.
- Passing:** GB: Favre 25-14-117, 0 TD, 0 INT, 17 LG, Hasselbeck 18-9-93, 1 TD, 0 INT, 27 LG.
TB: King 27-16-164, 2 TD, 1 INT, 28 LG.
- Receiving:** GB: Green 7-35, Schroeder 4-54, Freeman 4-36, Franks 3-45, Driver 2-13, Lee 1-16, Parker 1-6, Wetnight 1-5.
TB: Johnson 5-51, Moore 3-57, Green 3-16, Dunn 2-13, Alstott 2-8, Anthony 1-19.
- Interceptions:** GB: Edwards 1-4.
TB: None.
- Punt Returns:** GB: Rossum 2-41, 32 LG, 3 FC.
TB: Williams 2-16, 18 LG, 1 FC.
- Kickoff Returns:** GB: Rossum 2-41, 22 LG.
TB: Williams 4-87, 25 LG, Anthony 1-19, 19 LG.
- Sacks:** GB: None.
TB: Sapp 1-5.



2000 SEASON REVIEW

2000 GAME-BY-GAME RECAP



GAME 11



BEARS 13 BUCS 10
November 19, 2000
Soldier Field
(66,944)

CHICAGO – Tampa Bay continued its struggles in cold weather (0-18 when the temperature is below 40 degrees) as Chicago avenged a 41-0 defeat to the Bucs earlier in the season with a 13-10 victory at Soldier Field. K Paul Edinger nailed a 48-yard field goal with just over 10 minutes remaining in the game to break a 10-10 tie and snap the Bears' six-game losing streak to the Bucs. Chicago got on the board first as Edinger was perfect from 34 yards midway through the first quarter. Tampa Bay responded with K Martin Gramatica's 13th straight field goal, a 33-yarder to open the second quarter. The field goal capped an 11-play drive that spanned more than six minutes. The game remained tied until the Bears defense gave Chicago a 10-3 halftime lead with their first of two interceptions on the afternoon. S Tony Parrish picked off QB Shaun King and ran untouched 38 yards for the score. King rallied the Bucs following the break, marching Tampa Bay downfield on its first possession to tie the game at 10-10. King, who finished with a career-high 72 yards rushing on the day, scrambled for a nine-yard touchdown run after the Bucs defense forced Chicago to punt after the break. The Bucs defense stopped the Bears on the ensuing possession as S Damien Robinson intercepted QB Shane Matthews on fourth down inside Tampa Bay territory. But Tampa Bay's offense gave the ball back on RB Warrick Dunn's fumble late in the third quarter, leading to Edinger's game-winning field goal. The Bears defense shut down the Bucs the rest of the way and Chicago ran out the clock to preserve the win.

SCORING

	1	2	3	4	F
TB	0	3	7	0	10
CHI	3	7	0	3	13

- CHI** – Edinger 34-yd. FG
TB – Gramatica 33-yd. FG
CHI – Parrish 38-yd. interception return (Edinger kick)
TB – King 9-yd. run (Gramatica kick)
CHI – Edinger 48-yd. FG



TEAM STATISTICS

	TB	CHI
First Downs	14	15
3rd Down	3-11	5-15
Total Yards	225	243
Rushing Yards	165	83
Passing Yards	60	160
Punts-Avg.	5-33.2	5-33.4
Fumbles-Lost	1-1	0-0
Penalties-Yds.	1-8	4-25
Time of Possession	29:52	30:08

INDIVIDUAL STATISTICS

Rushing: **TB:** Dunn 17-75, King 11-72, Abdullah 2-18, Alstott 2-3, Green 1-(-3).
CHI: Allen 20-67, Barnes 3-11, Matthews 4-5, Enis 1-0.

Passing: **TB:** King 19-12-91, 0 TD, 2 INT, 14 LG.
CHI: Matthews 34-20-165, 0 TD, 1 INT, 22 LG.

Receiving: **TB:** Green 3-30, Moore 2-25, Johnson 2-13, Dunn 2-1, Anthony 1-11, Hape 1-6, Alstott 1-5.
CHI: Robinson 5-53, Kennison 4-54, Allen 4-15, Brooks 3-16, Enis 2-11, Sinceno 1-9, Booker 1-7.

Interceptions: **TB:** Robinson 1-0.
CHI: Parrish 1-38, Urlacher 1-19.

Punt Returns: **TB:** Williams 1-6, 6 LG, 1 FC.
CHI: Milburn 0-0, 0 LG, 2 FC.

Kickoff Returns: **TB:** Stecker 4-93, 48 LG.
CHI: Milburn 3-80, 36 LG.

Sacks: **TB:** Jones 1-5.
CHI: Daniels 1-10, Parrish 1-9, F. Smith 1-7, B. Robinson 1-5

2000 SEASON REVIEW

2000 GAME-BY-GAME RECAP



GAME 12



BUCS 31 BILLS 17
November 26, 2000
Raymond James Stadium
(65,546)

TAMPA – Tampa Bay received contributions from its offense, defense and special teams as it won its third straight game at home with a 31-17 victory over Buffalo at Raymond James Stadium. The Bucs led 10-7 after three quarters but then exploded for 21 points in the final quarter, including two touchdown runs by RB Warrick Dunn sandwiched around a 73-yard punt return by WR Karl Williams. Dunn's first score, a six-yard run, gave Tampa Bay a 17-7 edge but Buffalo cut the lead to 17-14 on QB Rob Johnson's second TD pass of the day. The Bucs defense forced a punt on the next series and Williams capitalized with the third punt return touchdown of his career. Buffalo cut the lead with a field goal, but Dunn put the game out of reach with a 39-yard TD run. Dunn posted his first 100-yard game since 1998 as he tallied 106 yards on 20 carries. The Bucs defense notched six sacks to set a club single-season record and DT Warren Sapp broke Lee Roy Selmon's franchise record for sacks in a season with two – giving him 13.5 for the year. For the third time in the last four games, Tampa Bay knocked off the opposing teams' quarterback as the injured Johnson was replaced by Doug Flutie in the fourth quarter. Tampa Bay's offense was held to just 180 yards but did not commit a turnover and gained 86 of its yards in the final 15 minutes.

SCORING

	1	2	3	4	F
BUF	0	7	0	10	17
TB	3	7	0	21	31

- TB – Gramatica 45-yd. FG
- BUF – Linton 4-yd. pass from Johnson (Christie kick)
- TB – King 2-yd. run (Gramatica kick)
- TB – Dunn 6-yd. run (Gramatica kick)
- BUF – Moulds 19-yd. pass from Johnson (Christie kick)
- TB – Williams 73-yd. punt return (Gramatica kick)
- BUF – Christie 28-yd. FG
- TB – Dunn 39-yd. run (Gramatica kick)

TEAM STATISTICS

	BUF	TB
First Downs	25	13
3rd Down	8-20	2-10
Total Yards	433	180
Rushing Yards	139	114
Passing Yards	294	66
Punts-Avg.	7-35.9	7-42.6
Fumbles-Lost	2-2	0-0
Penalties-Yds.	8-70	7-71
Time of Possession	36:17	23:43

INDIVIDUAL STATISTICS

Rushing: BUF: Bryson 8-32, Smith 11-30, Price 1-27, Moulds 1-20, Johnson 4-19, Flutie 2-11.

TB: Dunn 20-106, King 5-8.

Passing: BUF: Johnson 39-24-262, 2 TD, 0 INT, 35 LG, Flutie 10-4-57, 0 TD, 0 INT, 17 LG.

TB: King 18-10-106, 0 TD, 0 INT, 23 LG.

Receiving: BUF: Moulds 8-102, Price 6-44, Riemersma 5-82, McDaniel 3-43, Jackson 2-15, Bryson 1-17, Smith 1-7, Cavil 1-5, Linton 1-4.

TB: Green 4-51, Moore 3-17, Johnson 2-15, Dunn 1-23.

Interceptions: BUF: None.

TB: None.

Punt Returns: BUF: Watson 4-(3), 6 LG, 3 FC.

TB: Williams 3-95, 73 LG, 4 FC.

Kickoff Returns: BUF: Watson 5-108, 26 LG, Bryson 1-16, 16 LG.

TB: Anthony 2-69, 45 LG, Williams 1-35, 35 LG.

Sacks: BUF: Cowart 2.5-20.5, Wiley 2-9, Washington 1.5-10.5, Moore 1-0.

TB: Sapp 2-22, Brooks 1-2, Jones 1-1, T. Jackson 1-0, Quarles 1-0.



2000 SEASON REVIEW

2000 GAME-BY-GAME RECAP



GAME 13



BUCS 27 COWBOYS 7
December 3, 2000
Raymond James Stadium
(65,621)

TAMPA – Tampa Bay set a club record with 250 yards rushing, including a career-high 210 by RB Warrick Dunn, on the way to a 27-7 victory over Dallas at Raymond James Stadium. Dunn's performance marked the second-best single-game effort in Bucs history and he surpassed the 100-yard mark for the second straight week. Dallas fumbled the opening kickoff and Tampa Bay converted with a 28-yard FG by K Martin Gramatica. Following a Dallas punt, Dunn erupted for a 70-yard touchdown run, the second-longest score on the ground in team history, on Tampa Bay's first play. CB Brian Kelly extended the lead to 17-0 when he picked off a Troy Aikman pass and returned it nine yards for his first career touchdown. Gramatica added a 25-yard FG for a 20-0 halftime edge, tying the franchise record for consecutive field goals made with his 16th straight. Dallas cut the lead to 20-7 on a four-yard run by QB Emmitt Smith, but Dunn put the game away with a four-run with less than eight minutes remaining in the fourth quarter. The Bucs defense tied a season-high with four turnovers, leading to 17 points, and added two quarterback sacks. Dallas penetrated the Tampa Bay 20-yard line three times, but came away with just seven points. DE Marcus Jones notched his 13th sack of the year, tying Lee Roy Selmon for the second-best single-season sack total in club history.

SCORING

	1	2	3	4	F
DAL	0	0	7	0	7
TB	17	3	0	7	27

- TB – Gramatica 28-yd. FG
- TB – Dunn 70-yd. run (Gramatica kick)
- TB – Kelly 9-yd. interception return (Gramatica kick)
- TB – Gramatica 25-yd. FG
- DAL – Smith 4-yd. run (Seder kick)
- TB – Dunn 4-yd. run (Gramatica kick)



TEAM STATISTICS

	DAL	TB
First Downs	19	17
3rd Down	5-13	4-11
Total Yards	266	301
Rushing Yards	113	250
Passing Yards	153	51
Punts-Avg.	5-41.6	5-40.4
Fumbles-Lost	4-3	1-1
Penalties-Yds.	7-58	6-35
Time of Possession	30:17	29:43

INDIVIDUAL STATISTICS

- Rushing:** DAL: Smith 20-80, Wiley 6-32, Thomas 1-3, McGarity 1-(-2).
 TB: Dunn 22-210, Abdullah 10-38, King 4-2.
- Passing:** DAL: Aikman 30-16-158, 0 TD, 1 INT, 21 LG, Wright 3-1-10, 0 TD, 0 INT, 10 LG.
 TB: King 15-9-65, 0 TD, 0 INT, 19 LG.
- Receiving:** DAL: McKnight 4-42, McGarity 3-44, Wiley 3-13, Harris 2-11, Tucker 1-15, LaFleur 1-14, Smith 1-11, Brazzell 1-10, Hodge 1-8.
 TB: Johnson 4-28, Green 2-15, Dunn 2-11, Abdullah 1-11.
- Interceptions:** DAL: None.
 TB: Kelly 1-9.
- Punt Returns:** DAL: McGarity 3-7, 8 LG, 1 FC.
 TB: Williams 2-14, 14 LG, 1 FC, Yoder 1-0, 0 LG, 0 FC.
- Kickoff Returns:** DAL: Tucker 4-51, 25 LG, Wiley 1-22, 22 LG.
 TB: Murphy 2-24, 19 LG.
- Sacks:** DAL: Underwood 1-11, Spellman 1-3.
 TB: Jones 1-8, Ahanotu 1-7.

2000 SEASON REVIEW

2000 GAME-BY-GAME RECAP



GAME 14



BUCS 16 DOLPHINS 13 December 10, 2000 Pro Player Stadium (74,307)

MIAMI – FS Damien Robinson intercepted Miami QB Jay Fiedler at the Bucs nine-yard line with 14 seconds remaining as Tampa Bay held on for a 16-13 victory at rainy Pro Player Stadium. The interception was the fourth of the game for the Bucs defense and gave them a season-high five turnovers forced. K Martin Gramatica hit two field goals in the final quarter, including a 46-yarder with 8:12 remaining, to provide the winning points. With the 16 points, Tampa Bay set a club record for points in a season with 336, eclipsing the previous mark of 335 points in 1984. Miami K Olindo Mare gave Miami a 3-0 lead in the first quarter, but Bucs LB Jamie Duncan scored his first career touchdown on a 31-yard interception return early in the second quarter. LB Shelton Quarles grabbed his first career interception late in the first half and Gramatica followed with a 38-yard FG on the final play of the half for a 10-3 Bucs lead. Miami cut the edge to 10-6 on Mare's second field goal and then regained the lead at 13-10 on a one-yard touchdown run by Lamar Smith with 3:18 left in the third quarter. Gramatica hit a 30-yarder to tie the game early in the fourth period, which was helped in part by a 45-yard pass play from QB Shaun King to RB Warrick Dunn on a second-and-33 from the Miami 46-yard line. Duncan recovered a Fielder fumble on the first play of the Dolphins' next series, setting up Gramatica's game-winner. The Bucs took advantage of the Miami miscues, scoring 13 points off the five turnovers. Tampa Bay's defense remained stingy in the final 15 minutes, adding two more interceptions to go along with the fumble recovery, including CB Donnie Abraham's team-leading seventh of the year.

SCORING

	1	2	3	4	F
TB	0	10	0	6	16
MIA	3	0	10	0	13

- MIAMI** – Mare 35-yd. FG
TB – Duncan 31-yd. interception return (Gramatica kick)
TB – Gramatica 38-yd. FG
MIAMI – Mare 23-yd. FG
MIAMI – Smith 1-yd. run (Mare kick)
TB – Gramatica 30-yd. FG
TB – Gramatica 46-yd. FG

TEAM STATISTICS

	TB	MIA
First Downs	14	17
3rd Down	4-13	3-9
Total Yards	221	254
Rushing Yards	100	84
Passing Yards	121	170
Punts-Avg.	6-36.7	4-43.8
Fumbles-Lost	1-0	1-1
Penalties-Yds.	7-63	6-46
Time of Possession	31:50	28:10

INDIVIDUAL STATISTICS

Rushing: **TB:** Dunn 28-59, King 6-27, Abdullah 4-14.
MIA: Smith 23-79, Denson 2-3, Fiedler 2-2.

Passing: **TB:** King 15-11-147, 0 TD, 1 INT, 45 LG.
MIA: Fiedler 28-13-175, 0 TD, 4 INT, 29 LG.

Receiving: **TB:** Dunn 6-84, Johnson 4-41, Moore 1-22.

MIA: Martin 5-67, Gadsden 4-75, Konrad 2-21, Smith 1-8, McDuffie 1-4.

Interceptions: **TB:** Duncan 1-31, Quarles 1-5, Abraham 1-0, Robinson 1-0.

MIA: Walker 1-0.

Punt Returns: **TB:** Williams 3-10, 7 LG, 0 FC.
MIA: Ogden 2-9, 7 LG, 1 FC.

Kickoff Returns: **TB:** Williams 2-32, 18 LG, Abdullah 1-16, 16 LG.

MIA: Denson 3-64, 27 LG, Johnson 1-26, 26 LG

Sacks: **TB:** Cannida 1-5.

MIA: Armstrong 1-13, Surtain 1-3, Thomas 1-3, Gardener 0.5-3.5, Taylor 0.5-3.5



2000 SEASON REVIEW

2000 GAME-BY-GAME RECAP



GAME 15



BUCS 38 RAMS 35
December 18, 2000
Raymond James Stadium
(65,653)

TAMPA – RB Warrick Dunn scored his third rushing touchdown of the game with 48 seconds remaining as Tampa Bay rallied for a 38-35 win over St. Louis before a national television audience on Monday Night Football at Raymond James Stadium. After the Rams had stormed back from a 10-point deficit to grab a 35-31 lead, QB Shaun King drove the Bucs 80 yards on 13 plays for the game-winning score on a one-yard run by Dunn. S John Lynch sealed the victory with an interception of Rams QB Kurt Warner, his third of the game, with less than 30 seconds remaining. In a game that featured seven lead changes, Tampa Bay grabbed a 24-14 halftime lead, thanks to a two-yard score by Dunn and two scoring strikes from King to WR Keyshawn Johnson. Rams RB Marshall Faulk, who scored four touchdowns on the night, accounted for St. Louis first-half points with two rushing TDs. Faulk added a TD reception following the break to cut the lead to three, but Dunn broke free for a 52-yard run to extend the edge to 31-21 and eclipse the 1,000-yard mark for the season. But the Rams responded with 14 straight points on Faulk's third rushing TD and a 72-yard score from Warner to WR Torry Holt. The Rams defense then stopped Tampa Bay on downs, but the Bucs defense responded by forcing the Rams to punt with 2:22 left in the game, setting up the game-winning drive. Dunn tied a team single-game record with three rushing touchdowns and the Bucs offense gained a season-high 446 yards.



SCORING

	1	2	3	4	F
STL	7	7	7	14	35
TB	10	14	7	7	38

- TB** – Gramatica 35-yd. FG
STL – Faulk 2-yd. run (Wilkins kick)
TB – Dunn 2-yd. run (Gramatica kick)
STL – Faulk 16-yd. run (Wilkins kick)
TB – Johnson 8-yd. pass from King (Gramatica kick)
TB – Johnson 17-yd. pass from King (Gramatica kick)
STL – Faulk 27-yd. pass from Warner (Wilkins kick)
TB – Dunn 52-yd. run (Gramatica kick)
STL – Faulk 9-yd. run (Wilkins kick)
STL – Holt 72-yd. pass from Warner (Wilkins kick)
TB – Dunn 1-yd. run (Gramatica kick)

TEAM STATISTICS

	STL	TB
First Downs	19	27
3rd Down	4-9	6-12
Total Yards	388	446
Rushing Yards	90	205
Passing Yards	298	241
Punts-Avg.	3-37.3	2-37.0
Fumbles-Lost	0-0	0-0
Penalties-Yds.	2-20	5-40
Time of Possession	28:31	31:29

INDIVIDUAL STATISTICS

- Rushing:** **STL:** Faulk 22-79, Bruce 1-11.
TB: Dunn 22-145, King 7-58, Alstott 3-2.
- Passing:** **STL:** Warner 32-20-316, 2 TD, 3 INT, 72 LG.
TB: King 38-18-256, 2 TD, 2 INT, 32 LG.
- Receiving:** **STL:** Holt 9-165, Faulk 4-53, Bruce 3-36, Proehl 2-50, Williams 1-8, Hakim 1-4.
TB: Johnson 7-116, Dunn 5-53, Green 4-55, Anthony 1-22, Moore 1-10.
- Interceptions:** **STL:** McCleon 2-0.
TB: Barber 1-9, Lynch 1-2, Robinson 1-0.
- Punt Returns:** **STL:** Hakim 1-8, 8 LG, 1 FC.
TB: Williams 1-6, 6 LG, 0 FC.
- Kickoff Returns:** **STL:** Blevins 4-73, 26 LG, Faulk 1-18, 18 LG, Moran 1-17, 17 LG.
TB: Williams 6-146, 41 LG.
- Sacks:** **STL:** Bush 1-9, Carter 1-6.
TB: Sapp 2-18.

2000 SEASON REVIEW

2000 GAME-BY-GAME RECAP



GAME 16



PACKERS 17 BUCS 14 (OT)
December 24, 2000
Lambeau Field
(59,692)

GREEN BAY – Ryan Longwell nailed a 22-yard field goal midway through overtime as Green Bay kept Tampa Bay winless in cold weather (0-19 when the temperature is below 40 degrees) with a 17-14 overtime victory at Lambeau Field. The Bucs had rallied to tie the game with 11 fourth-quarter points but K Martin Gramatica missed a go-ahead 40-yard field goal attempt with nine seconds remaining in regulation. Gramatica did make two field goals to finish the year with a club-record 28 on the year, breaking the mark of 27 he set in 1999. Green Bay jumped out to a 7-0 lead on a touchdown run by Ahman Green in the first quarter. That lead lasted until the third quarter, when Green found the end zone again for a 14-0 edge. Gramatica got Tampa Bay on the board with a 38-yarder late in the period following a fumble recovery by S Damien Robinson. The Bucs would slice into the Green Bay lead two series later as QB Shaun King executed a perfect two-minute drill with six straight completions. The final pass hit WR Keyshawn Johnson for an 18-yard score and then King ran in the two-point conversion to make the score 14-11. The two-point play featured an option run - a handoff to RB Warrick Dunn, who gave the ball to FB Mike Alstott, who pitched it to a wide-open King. S John Lynch intercepted Packers QB Brett Favre two plays later and Tampa Bay followed with a 43-yard FG by Gramatica to tie the game with 7:50 left in regulation. After the teams exchanged punts, LB Jamie Duncan picked off Favre to give the Bucs possession at their own 43-yard line with 1:45 on the clock. King drove the team into field goal range, but Gramatica barely missed wide right to force overtime.

SCORING

	1	2	3	4	OT	F
TB	0	0	3	11	0	14
GB	7	0	7	0	3	17


- GB – Green 3-yd. run (Longwell kick)
- GB – Green 2-yd. run (Longwell kick)
- TB – Gramatica 38-yd. FG
- TB – Johnson 18-yd. pass from King (King run)
- TB – Gramatica 43-yd. FG
- GB – Longwell 22-yd. FG

TEAM STATISTICS

	TB	GB
First Downs	16	21
3rd Down	2-16	7-18
Total Yards	272	319
Rushing Yards	67	135
Passing Yards	205	184
Punts-Avg.	11-39.5	8-41.5
Fumbles-Lost	1-0	3-2
Penalties-Yds.	4-54	6-43
Time of Possession	28:36	37:55

INDIVIDUAL STATISTICS

- Rushing:** TB: Dunn 15-40, King 6-20, Alstott 2-7
GB: Green 27-74, Parker 5-35, Favre 4-23, Driver 1-4, Schroeder 1-(-1).
- Passing:** TB: King 42-21-237, 1 TD, 0 INT, 26 LG.
GB: Favre 42-20-196, 0 TD, 2 INT, 20 LG.
- Receiving:** TB: Johnson 6-69, Dunn 5-44, Green 4-50, Anthony 3-48, Moore 3-26.
GB: Green 9-78, Schroeder 3-51, Driver 2-23, Parker 2-15, Henderson 2-12, Franks 1-11, Wetnight 1-6.
- Interceptions:** TB: Duncan 1-15, Lynch 1-5.
GB: None.
- Punt Returns:** TB: Williams 2-3, 3 LG, 2 FC.
GB: Rossum 3-14, 12 LG, 3 FC.
- Kickoff Returns:** TB: Williams 3-65, 30 LG.
GB: Rossum 3-61, 29 LG, Henderson 2-36, 21 LG.
- Sacks:** TB: Sapp 1-12.
GB: Thierry 2-20, Holliday 2-9, Gbaja-Biamila 1-3.



2000 SEASON REVIEW

2000 GAME-BY-GAME RECAP



GAME 17



NFC WILD CARD GAME
EAGLES 21 BUCS 3
December 31, 2000
Veterans Stadium
(65,813)

PHILADELPHIA – Tampa Bay remained winless on the road in the postseason (0-5) as Philadelphia dominated the Bucs in a 21-3 victory at Veterans Stadium. The Bucs struck first on a 29-yard field goal by K Martin Gramatica early in the second quarter, but the Eagles defense proved stingy for the rest of the contest. Tampa Bay mustered 199 total yards, including just 50 on the ground, and was held to 3-of-13 on third down conversions. The Philadelphia offense, led by QB Donovan McNabb, scored all the points it would need on two drives late in the first half. McNabb kept the ball on a quarterback draw for a five-yard score with 3:21 left following a fumble by Bucs QB Shaun King. King was sacked by Philadelphia DE Hugh Douglas, putting the Eagles in great field position at the Tampa Bay 15-yard line. McNabb then extended the lead to 14-3 with a five-yard scoring strike to WR Na Brown with 12 seconds remaining before intermission. After a scoreless third quarter, the Eagles put the game out of reach on McNabb's second touchdown pass of the day, a two-yarder to TE Jeff Thomason early in the final period. McNabb completed passes to 10 different players on 24-of-33 attempts for 161 yards, and also rushed for 32 yards on eight carries. Eagles RB Chris Warren aided the ground attack, gaining 82 yards on 21 carries. Bucs QB Shaun King passed for 171 yards, including a club playoff-record six completions to WR Keyshawn Johnson for 106 yards. But the rushing game was shut down, with FB Mike Alstott totaling 42 yards and RB Warrick Dunn gaining just one yard on eight carries.

SCORING

	1	2	3	4	F
TB	0	3	0	0	3
PHI	0	14	0	7	21

- TB – Gramatica 29-yd. FG
- PHI – McNabb 5-yd. run (Akers kick)
- PHI – Brown 5-yd. pass from McNabb (Akers kick)
- PHI – Thomason 2-yd. pass from McNabb (Akers kick)




TEAM STATISTICS

	TB	PHI
First Downs	11	20
3rd Down	3-13	9-18
Total Yards	199	277
Rushing Yards	50	126
Passing Yards	149	151
Punts-Avg.	6-40.5	5-36.6
Fumbles-Lost	2-1	1-0
Penalties-Yds.	7-62	2-20
Time of Possession	25:07	34:53

INDIVIDUAL STATISTICS

- Rushing:** TB: Alstott 7-42, King 4-7, Dunn 8-1.
PHI: Warren 21-82, McNabb 8-32, Mitchell 4-12.
- Passing:** TB: King 31-17-171, 0 TD, 0 INT, 41 LG.
PHI: McNabb 33-24-161, 2 TD, 1 INT, 25 LG.
- Receiving:** TB: Johnson 6-106, Dunn 5-28, Alstott 2-14, Moore 2-12, Anthony 1-6, Hape 1-5.
PHI: Johnson 5-47, Mitchell 5-37, Small 3-30, Lewis 3-24, Martin 2-8, Pritchett 2(-1), Brown 1-5, Pinkston 1-5, Warren 1-4, Thomason 1-2.
- Interceptions:** TB: Abraham 1-0.
PHI: None.
- Punt Returns:** TB: Williams 2-12, 11 LG, 1 FC.
PHI: Mitchell 3-38, 16 LG, 1 FC.
- Kickoff Returns:** TB: Green 1-21, 21 LG, Williams 1-14, 14 LG, Anthony 1-7, 7 LG.
PHI: Mitchell 1-24, 24 LG, Douglas 1-24, 24 LG.
- Sacks:** TB: White 1-10, Singleton 0.5-0, Webster 0.5-0.
PHI: Douglas 2-14, Caldwell 1-7, Thomas 1-1.

HISTORY



HISTORICAL HIGHLIGHTS

Pre-1974

TAMPA STADIUM DEDICATED (11/4/67) — Tennessee defeats the University of Tampa, 38-0 in the first contest played in the facility. The 46,700-seat stadium costs \$4.1 million to build.

FIRST PRESEASON GAME (8/10/68) — Washington defeats Atlanta 16-14 before a crowd of 42,000 in first NFL action at new stadium.

EXPANSION COMMITTEE FORMED (11/68) — Suncoast Pro Football Committee is formed with the purpose of securing an NFL franchise for Tampa Bay. The group functions until 1972 when the Tampa Chamber of Commerce formally appoints the West Coast NFL Task Force headed by Tampa businessman J. Leonard Levy.

1974

TAMPA BAY AWARDED FRANCHISE (4/24) — Tampa Bay is awarded the league's 27th franchise. As part of the award, Tampa Stadium will be enlarged to 72,000 seats.

MCCLOSKEY SELECTED AS OWNER (10/30) — Philadelphia construction executive Tom McCloskey is awarded the new Tampa Bay franchise, but soon declines ownership.

CULVERHOUSE AWARDED OWNERSHIP (12/5) — Hugh F. Culverhouse, a Jacksonville attorney and real estate investor who had previously declined ownership of the Seattle franchise due to geographic reasons, is awarded the Tampa Bay franchise.

1975

TEAM NICKNAME ANNOUNCED (2/15) — After reviewing over 400 name possibilities, an advisory board announces the team's new nickname will be the Buccaneers.

STADIUM LEASE APPROVED (4/21) — The Tampa Sports Authority unanimously approves a 30-year lease agreement with the Buccaneers for use of Tampa Stadium. Three days later, the Tampa City Council votes 6-1 to approve the lease and expansion to 72,000 seats.

BUCCANEERS UNVEIL LOGO AND COLORS (4/15) — The team unveils a logo designed by *Tampa Tribune* artist Lamar Sparkman consisting of Florida orange, white and red.

STADIUM EXPANSION BEGINS (7/9) — Ground is broken for the expansion of Tampa Stadium, financed by the sale of \$13 million in bonds by the Tampa Sports Authority.

McKAY NAMED COACH (10/31) — John McKay leaves the University of Southern California where he had coached four national championship teams, signing a five-year contract to coach the Buccaneers.

BUCS PLACED IN DIVISION (11/4) — Tampa Bay is placed in the AFC West with the understanding that it will switch to the NFC Central the following season.

BUCS WIN FIRST OVERALL SELECTION (12/27) — In a drawing held prior to the Pittsburgh vs. Baltimore playoff game, Bucs owner Hugh Culverhouse is awarded the first pick in the following year's NFL college draft while Seattle receives the initial pick in the veteran allocation draft.

1976

WARNER BUYS LARGE SHARE OF TEAM (2/15) — Cincinnati businessman Marvin L. Warner, president of Warner National Corp. and a longtime friend of Hugh Culverhouse, buys a large share of the team.

VETERAN ALLOCATION DRAFT (3/30) — The Buccaneers stock their roster by adding 39 players through the NFL's veteran allocation draft.

FIRST TRADE ANNOUNCED (4/2) — The Bucs make the first trade in franchise history, acquiring former Heisman Trophy winner QB Steve Spurrier from the San Francisco 49ers for two players and a second-round draft choice.

SELMON DRAFTED (4/8) — Tampa Bay takes Lee Roy Selmon with the first selection in the NFL college draft.

THE INAUGURAL SEASON BEGINS (7/31) — In the team's first-ever pre-season action, the Bucs lose 26-3 at the hands of the Los Angeles Rams at the L.A. Coliseum. PK Paul Rajecki's 18-yard FG goes down as the first points in team history.

FIRST PRE-SEASON VICTORY (8/14) — The Buccaneers win their first pre-season game, defeating the Atlanta Falcons 17-3 at the Jacksonville Gator Bowl.

REGULAR SEASON OPENER (9/12) — Tampa Bay loses its first regular season game 20-0 at Houston.

GREEN SCORES FIRST REGULAR SEASON POINTS (9/26) — In a 14-9 loss to the Buffalo Bills, PK Dave Green connects on a 39-yard FG, posting the franchise's first regular season points.

1977

FIRST REGULAR SEASON VICTORY (12/11) — The Bucs tie an NFL record with three interceptions returned for TDs and end 26 games of frustration with their first regular season victory, a 33-14 win at New Orleans. Over 8,000 fans greet the team when it returns to One Buccaneer Place.

BACK-TO-BACK WINS (12/18) — Tampa Bay wins its second game in a row and first at home, beating the St. Louis Cardinals 17-7.

1978

TAMPA HOSTS PRO BOWL (1/23) — Tampa Stadium is the site of the 1978 Pro Bowl.

DuBOSE RUNS FOR 100 YARDS (10/15) — RB Jimmy DuBose becomes the first Buc to rush for 100 yards in a game (109 yards on 24 carries) as the Bucs lose on the road to the Giants 17-14.

BUCS REACH .500 (10/22) — Tampa Bay defeats Chicago 33-19 to up its record to 4-4, but injuries ultimately cripple the team during the second half of the season.

1979

CULVERHOUSE BUYS CONTROLLING INTEREST (1/3) — Hugh Culverhouse purchases Marvin Warner's minority interest, thereby gaining control of the team.

PEAR BECOMES FIRST PRO BOWL BUC (1/29) — DT Dave Pear becomes the first Buccaneer to play and start in the Pro Bowl.

BUCS JUMP OUT TO HOTTEST START OF SEASON (9/30) — The Buccaneers lay claim to the best record in the league by beating the Bears 17-13 at Chicago and running their record to 5-0, the best start in team history and a franchise record for consecutive victories that would not be matched until 1997.

BELL REACHES 1,000-YARD MARK (11/25) — RB Ricky Bell becomes the first rusher in team history to reach 1,000 yards after compiling 101 yards on the ground in 23-22 loss to the Minnesota Vikings. Bell eventually finishes the season with 1,263 rushing yards.

BUCS CLINCH FIRST-EVER NFC CENTRAL TITLE (12/16) — The Bucs defeat the Kansas City Chiefs 3-0 in a torrential downpour in Tampa to win the NFC Central Division and earn the first-ever playoff berth in team history. Neil O'Donoghue drills a 19-yard field goal for the game's only points as RB Ricky Bell gains 137 yards on the ground.

TAMPA BAY WINS FIRST PLAYOFF GAME (12/29) — Led by RB Ricky Bell's 142-yard, two-touchdown performance, the Bucs defeat the Philadelphia Eagles 24-17 in their first-ever playoff appearance.

1980

BUCS FINISH ONE GAME SHORT OF THE SUPER BOWL (1/6) — The team's first playoff season comes to an end as the Bucs lose 9-0 to the Los Angeles Rams in the NFC Championship Game played in Tampa Stadium.

McKAY GIVEN CONTRACT EXTENSION (1/7) — Head Coach John McKay is given a five-year contract extension. It is also announced that he will become the team's president upon his retirement from coaching.

SELMON BECOMES SECOND PRO BOWLER (1/29) — DE Lee Roy Selmon becomes the team's second player to see Pro Bowl action.

TAMPA BAY MAKES PRIME TIME DEBUT (9/11) — The Buccaneers avenge the previous January's NFC Championship Game defeat (9-0) with a 10-9 victory over the Los Angeles Rams in Tampa Bay's first-ever appearance on ABC's prime time football series (Thursday night game).

BUCS RUN WILD IN WIN OVER GIANTS (11/2) — Tampa Bay running backs account for a team record 244 rushing yards (later surpassed) en route to a 30-13 victory over the New York Giants.

1981

TAMPA BAY DEFEATS ATLANTA, MOVES INTO FIRST PLACE (12/6) — The Buccaneers, led by QB Doug Williams' season-best 336 passing yards, pull out a 24-23 victory over the Atlanta Falcons. The win is Tampa Bay's third in a row and places the team in sole possession of first place in the NFC Central.

BUCS CLINCH SECOND NFC TITLE IN THREE YEARS (12/20) — Tampa Bay wins an exciting showdown in Detroit, besting the Lions 20-17 and securing the NFC Central Division



title. WR Kevin House reels in an 84-yard touchdown strike from QB Doug Williams and DT David Logan returns a fumble recovery 21 yards for another Buc score.

1982

BUCS ELIMINATED FROM PLAYOFFS (1/2) — Dallas defeats the Bucs 38-0 at Texas Stadium.

PLAYERS STRIKE ANNOUNCED (9/20) — The NFL Players Association announces the beginning of the union's strike.

LABOR PEACE REACHED (11/16) — After a 57-day strike, the NFL Management Council and the NFL Players Association announce a settlement.

TAMPA BAY WINS FIRST MONDAY NIGHT GAME AT HOME (11/29) — After starting off 0-3, Tampa Bay defeats the cross-state rival Miami Dolphins 23-17, marking the first Monday Night victory at Tampa Stadium.

1983

BUCS REACH PLAYOFFS FOR THIRD TIME IN FOUR YEARS (1/22) — QB Doug Williams leads a fierce rally from a 17-point halftime deficit as PK Bill Capece's 33-yard field goal in overtime secures the Buccaneer victory. The team wins five of its last six games, securing each victory in the final minute.

DALLAS ENDS TAMPA BAY'S PLAYOFF HOPES (1/9) — The Dallas Cowboys defeat Tampa Bay 30-17 in the first round of playoffs.

WILDER SETS SINGLE-GAME RECORDS (11/6) — RB James Wilder sets team marks for combined yards (239) and rushing yards (219) in a game, helping the Bucs break into the win column for the first time.

1984

TAMPA HOSTS SUPER BOWL XVIII (1/22) — The Los Angeles Raiders defeat the Washington Redskins 38-9 in front of a crowd of 72,920 as Tampa hosts its first Super Bowl.

WILDER RUNS FOR 172 YARDS IN WIN OVER PACKERS (9/30) — RB James Wilder carries the ball a record 43 times for 172 yards in leading Tampa Bay to a 30-27 overtime victory over the Green Bay Packers. Wilder eventually goes on to record the best rushing season in Buc history, compiling 1,544 yards and 13 touchdowns on an NFL record 407 carries.

MCKAY ANNOUNCES RESIGNATION (11/5) — Head Coach John McKay announces his resignation, effective at the end of the season.

The announcement comes one day after a 27-24 loss at Minnesota with the Bucs owning a 4-6 record.

MCKAY'S FINAL GAME (12/16) — Tampa Bay defeats the New York Jets 41-21 in John McKay's final game as a head coach. He finishes an overall 171-128-9, including a 44-88-1 mark as the Bucs' head coach.

1985

SELMON PLAYS IN FINAL PRO BOWL (1/27) — DE Lee Roy Selmon plays in his sixth and final Pro Bowl. A herniated disk, which eventually required surgery, is discovered in his back at the game. The injury later forces Selmon to retire after missing the entire 1985 season.

BENNETT NAMED HEAD COACH (1/23) — Hugh Culverhouse names former Atlanta Falcons head coach Leeman Bennett as John McKay's replacement.

BUCS RECORD FIRST SHUTOUT SINCE '79 (11/10) — Tampa Bay defeats the St. Louis Cardinals 16-0, marking the team's first shutout since 1979 (vs. Kansas City), and snapping a nine-game losing streak.

1986

SELMON'S JERSEY RETIRED (9/7) — In halftime ceremonies at the season-opener versus San Francisco, six-time Pro Bowler Lee Roy Selmon's jersey is retired. Selmon's number 63 becomes the first and only jersey in team history to be retired.

BENNETT FIRED (12/29) — Leeman Bennett is relieved of his position after compiling a 4-28 record as the Bucs' head coach.

PERKINS NAMED HEAD COACH (12/31) — Former Alabama Head Coach Ray Perkins is hired as the Bucs' Head Coach and Vice-President/Football Operations.

1987

TAMPA BAY AWARDED SUPER BOWL XXV (5/20) — Tampa is awarded the Silver Anniversary Super Bowl to be played on January 27, 1991.

BUCS OPEN SEASON WITH ROUT OF ATLANTA (9/13) — QB Steve DeBerg establishes a franchise record with five touchdown passes and the Bucs set marks for most points (48) and largest margin of victory (38) in a 48-10 besting of Atlanta.

STRIKE INTERRUPTS SEASON (10/1) — The NFL Players Association calls for its second work stoppage in six seasons. After a 24-day

strike in which replacement players were used in three games, the NFL and Players Union come to an agreement.

1988

TESTAVERDE PASSES FOR 469 YARDS (10/16) — QB Vinny Testaverde passes for the second-highest single-game yardage in franchise history (469) at Indianapolis.

BUCS DEFEAT EVENTUAL AFC CHAMPION BUFFALO (12/4) — Tampa Bay's win over the eventual AFC Champion Buffalo Bills is the first 10-5 score in NFL history.

1989

TAMPA BAY DEFEATS CHICAGO FOR FIRST TIME IN 13 TRIES (10/8) — The Bucs score 28 first half points (second most in team history) to end 12 games of frustration against the Bears before the largest crowd ever at a Bucs game (72,077).

BUCS COMPLETE SEASON SWEEP OF BEARS (11/19) — Donald Igwebiuke's last-second 28-yard field goal completes the first-ever season sweep of Chicago. The win marks the Bucs' first at Soldier Field in ten years (9/30/79).

WR MARK CARRIER FINISHES PRO BOWL SEASON (12/24) — With six catches for 101 yards versus Pittsburgh, WR Mark Carrier caps off a Pro Bowl season in which he set club records of 86 receptions and 1,422 receiving yards.

1990

TAMPA BAY JUMPS OUT TO BEST START SINCE '79 (9/30) — After beating the Minnesota Vikings 23-20 in overtime, the Bucs run their record to 3-1.

PERKINS FIRED (12/3) — Head Coach Ray Perkins is relieved of his position after Tampa Bay drops to 5-8. Assistant Head Coach/Receivers Richard Williamson is named interim head coach.

1991

GIANTS WIN SUPER BOWL XXV (1/23) — The New York Giants win Super Bowl XXV in thrilling fashion, beating their in-state rivals the Buffalo Bills 21-19 at Tampa Stadium.

WILLIAMSON NAMED HEAD COACH (2/4) — Gay Culverhouse is announced as the team's new president, Phil Krueger is named general manager and Richard Williamson becomes the full-time head coach.

COBB SETS TEAM RECORD FOR RUSHING TDs IN A GAME (11/20) — RB Reggie Cobb establishes a team mark with three rushing scores in a 30-21 Buccaneer triumph over the Detroit Lions.

SELMON, BELL AND MCKAY HONORED (12/8) — DE Lee Roy Selmon, RB Ricky Bell and Head Coach John McKay are inducted into the team's Krew of Honor.

WILLIAMSON FIRED (12/27) — Richard Williamson is relieved as head coach after compiling a 4-15 record.

1992

WYCHE NAMED HEAD COACH (1/10) — Former Cincinnati Bengals Head Coach Sam Wyche is named as Richard Williamson's replacement. Wyche becomes the fifth head coach in Tampa Bay history.

WILLIAMS INDUCTED INTO KREWE OF HONOR (9/6) — QB Doug Williams becomes the third player inducted into the team's Krew of Honor.

COBB RECORDS FIFTH-BEST RUSHING SEASON (12/27) — The Bucs defeat the Phoenix Cardinals 7-3 as RB Reggie Cobb caps off the fifth-best rushing performance in team history (1,171 yards).

1993

BUCS SIGN NICKERSON AS AN UNRESTRICTED FREE AGENT (3/18) — Former Pittsburgh Steelers LB Hardy Nickerson signs a three-year contract to become the Buccaneers' first free agent acquisition under the NFL's new Collective Bargaining Agreement.

NICKERSON EARNS PRO BOWL SELECTION (12/29) — After compiling a team record 214 tackles, Nickerson is voted as the NFC's starting LB in the Pro Bowl and later becomes only the second Buccaneer to be named AP All-Pro.

1994

CULVERHOUSE DIES (8/25) — Hugh Culverhouse dies of lung cancer at the age of 75. The team is placed under control of a three-man trust headed by Culverhouse's law partner Steven Story, along with Jack Donlan and Fred Cone.

MCKAY NAMED GENERAL MANAGER (11/8) — Vice-President/Football Operations Rich McKay is promoted to General Manager.

RHETT RUSHES FOR 192 YARDS (12/4) — RB Errict Rhett records the second-best single-



game rushing total in team history when he rambles for 192 yards on 40 carries (third-most in team annals) in a 26-21 victory over the Washington Redskins. Rhett eventually becomes first Buc rookie to rush for over 1,000 yards (1,011).

WILSON RECORDS PROLIFIC RECEIVING DAY (12/11) — WR Charles Wilson hauls in four catches for a season-best 176 yards, including scoring strikes of 71 and 44 yards.

BUCS SELL OUT SEASON FINALE (12/24) — The Buccaneers are defeated by the Packers 34-19 in front of the first sellout at Tampa Stadium in two years (11/15/92).

1995

BUCCANEERS SOLD TO MALCOLM GLAZER (1/16) — Steven Story announces that, pending NFL approval, the Buccaneers have been sold to Palm Beach investor Malcolm Glazer for the highest price ever paid for a sports franchise.

NFL APPROVES SALE OF TEAM (3/13) — NFL owners unanimously approve Malcolm Glazer's purchase of the Buccaneers one day after the NFL Finance Committee gave its unanimous approval at the Owner's Meetings in Phoenix, Arizona.

BUCS SIGN DRAFT PICKS IN RECORD FASHION (5/10) — With the signing of second-round selection S Melvin Johnson, Tampa Bay becomes the quickest team in NFL history to sign all its draft picks.

SALE OF THE TEAM IS FINALIZED (6/30) — Malcolm Glazer officially becomes the team's new owner after the sale of the team is finalized in Charlotte, N.C. Bryan and Joel Glazer are named executive vice-presidents.

SELMON INDUCTED INTO HALL OF FAME (7/29) — DE Lee Roy Selmon becomes the first Buccaneer inducted into the NFL Hall of Fame. Selmon is introduced by his brother and former Buc teammate Dewey.

BUCS MOVE INTO SOLE POSSESSION OF FIRST PLACE (10/15) — PK Michael Husted's 51-yard game-winning FG propels Tampa Bay past Minnesota and into sole possession of first place in the NFC Central Division. The victory marks the first time since the final day of the 1981 season that the team has been alone in first place.

GRUBER MARKS RECORD START (11/26) — LT Paul Gruber makes his 118th career start, thus surpassing Lee Roy Selmon's team record of 117.

RHETT SURPASSES 1,000-YARD MARK (12/3) — RB Errict Rhett goes over 1,000 yards for the second consecutive year to become only the 12th player in NFL history to accomplish the feat in his first two league seasons.

WYCHE IS FIRED (12/27) — The team announces that Sam Wyche will not return as head coach in 1996. Wyche leaves his post with a 23-41 record.

1996

DUNGY NAMED HEAD COACH (1/22) — Minnesota Defensive Coordinator Tony Dungy is named as the Buccaneers' sixth head coach.

NICKERSON RE-SIGNS WITH TEAM (2/22) — LB Hardy Nickerson, the Buccaneers' Most Valuable Player in 1993 and '95, agrees to a four-year deal to remain with the team.

COMMUNITY INVESTMENT TAX PASSES (9/3) — Hillsborough County voters pass the Community Investment Tax by a 53-47% margin. The tax will fund the construction of a new stadium and practice facility as well as various other community projects.

DUNGY WINS FIRST GAME (10/8) — Tony Dungy earns his first victory as Buccaneer head coach with a 24-13 victory over his former team, the Minnesota Vikings.

BUCS DEFEAT CHARGERS FOR FIRST CALIFORNIA WIN SINCE '80 (11/17) — Tampa Bay edges the San Diego Chargers 25-17 to earn its first victory in California since 1980 (24-23 vs. San Francisco).

1997

GRUBER RE-SIGNS (2/13) — LT Paul Gruber, the team's designated franchise player and cornerstone of the Buc offensive line for the past eight years, signs a three-year deal to remain in Tampa.

BUCCANEERS UNVEIL NEW LOGO AND COLORS (4/9) — The team unveils its eagerly anticipated new logo and color scheme at a noon downtown ceremony. The new logo, consisting of a red pirate flag with a skull and crossed swords, draws instant rave reviews. The team colors are Buccaneer red, pewter, black and orange.

STATE SUPREME COURT RULES IN FAVOR OF COUNTY, BUCS (5/22) — The Florida State Supreme Court refuses former Tampa Mayor Bill Poe's opposition to the stadium. In a 7-0 decision, the Court rules all aspects of the tax are constitutional.

BUCS START SEASON WITH FIVE CONSECUTIVE WINS (9/28) — The Buccaneers match the franchise record for most consecutive wins at the start of a season with five. After a 13-6 season-opening defeat of the San Francisco 49ers, the team rolls on to road victories at Detroit (9/7) and Minnesota (9/14) and home defeats of Miami (9/21) and Arizona (9/28).

MAYBERRY ATTAINS CONSECUTIVE STARTS RECORD (10/26) — C Tony Mayberry achieves one of the more remarkable achievements in team history by surpassing Dave Logan's streak of 103 consecutive games started in the team's 10/26 contest versus Minnesota.

CULPEPPER BECOMES FIRST TO BAG TRIFECTA TWICE IN SAME SEASON (11/9) — DT Brad Culpepper enters the team's sack race with a three-sack performance against Arizona (9/28) in a week-five contest, becoming just the fifth player in team history to do so. Little more than a month later, he becomes the first player in team annals to accomplish the feat twice in the same season with a trio of sacks at Atlanta.

BUCS SET SINGLE-GAME ATTENDANCE MARK (12/7) — After setting a new single-game attendance record earlier in the season on 9/21 against Miami (73,314), the Bucs eclipse that mark when 73,523 are in attendance for the team's 6-17 loss to the Green Bay Packers.

BUCS TIE FRANCHISE RECORD FOR WINS (12/21) — By virtue of their season-ending 31-15 downing of the Chicago Bears, the Bucs match the club record for most regular season victories in a season with 10, assuring themselves an NFC Wild Card berth.

FIRST PLAYOFF GAME PLAYED IN TAMPA IN 15 YEARS (12/28) — The Buccaneers defeat the Detroit Lions 20-10 in front of a sellout crowd of 73,361 in the final game played at Houlihan's Stadium. The game is marked by outstanding individual performances, including FB Mike Alstott's playoff-record 31-yard touchdown run in which he barrels through a variety of Lions defenders.

1998

NFL-HIGH EIGHT BUCS PLAY IN PRO BOWL (2/1) — As further recognition of the team's dramatic rise in league prominence, a team-record and NFL-most eight Buc players are selected to play in the Pro Bowl. Joining third-time selection LB Hardy Nickerson are first timers FB Mike

Alstott, LB Derrick Brooks, QB Trent Dilfer, RB Warrick Dunn, S John Lynch, C Tony Mayberry and DT Warren Sapp.

DUNGY RECEIVES NEW CONTRACT (3/11) — After tying the franchise record for victories in a season with 10, Head Coach Tony Dungy is rewarded by Owner Malcolm Glazer with a new five-year contract that essentially voids out his original contract. The new deal ensures Dungy will be with the team through the 2002 season.

SAPP SIGNS EXTENSION TO BECOME TEAM'S HIGHEST-PAID PLAYER (3/18) — Pro Bowl DT Warren Sapp agrees to a six-year contract that makes him the wealthiest player in team history and one of the highest paid defensive tackles in the league.

EMANUEL LANDS IN TAMPA (4/14) — Less than a week after signing an offer sheet with the Buccaneers, Atlanta transitional free agent WR Bert Emanuel officially joins the team after the Falcons fail to match the Bucs' four-year offer.

McKAY RECEIVES CONTRACT EXTENSION (4/30) — Owner Malcolm Glazer rewards General Manager Rich McKay with a new five-year contract extension for his efforts in assembling one of the league's most talent-rich rosters. McKay's new deal guarantees that he will be with the team through the 2002 season.

BUCS SELL OUT INAUGURAL RAYMOND JAMES STADIUM SEASON (8/2, 8/15) — For the first time in team history, the Buccaneers entire home schedule is sold out before the season begins. Though the Bucs will play seven straight road games (including pre-season) to open 1998, the entire sum of single-game tickets for the eight home games in Raymond James Stadium sells out on the first day of availability.

BUCS OPEN NEW ERA IN RAYMOND JAMES STADIUM WITH DRAMATIC VICTORY (9/20) — Raymond James Stadium, already known as 'The Crown Jewel of the NFL', officially opens as the Buccaneers take on arch-rival Chicago. TE Dave Moore's acrobatic one-handed touchdown catch sparks a 27-point rally as Tampa Bay wins its Raymond James Stadium debut, 27-15.

TAMPA BAY OUTGUNS UNDEFEATED MINNESOTA IN RAYMOND JAMES SHOOTOUT (11/1) — The Buccaneers run their Raymond James Stadium record to 4-0 with an eye-opening, 27-24 upset of the previously undefeated Minnesota Vikings. The Vikings' only regular-season loss of 1998 is powered by a Buccaneer-record 246 rushing yards, including the first dual-100-yard performance in team



history by FB Mike Alstott (128 yards) and RB Warrick Dunn (115).

FIRST MONDAY NIGHT FOOTBALL VICTORY IN 16 YEARS COMES AT EXPENSE OF PACKERS (12/7) – Having ended a 15-year hiatus from ABC's Monday Night Football earlier in the year at Detroit, Tampa Bay records its first MNF victory since 1982 with a 24-22 dismissal of Green Bay. QB Trent Dilfer completes 64 and 62-yard TD passes to Jacquez Green and Reidel Anthony and the Buccaneer defense records eight sacks and a team-record eight forced fumbles.

BUCS BLANK CINCY FOR FIRST ROAD SHUTOUT (12/27) – Tampa Bay records the third shutout in team history, the first since 1985 and the first on the road with a 35-0 dismantling of Cincinnati in the season finale. FB Mike Alstott ties a team-record with three touchdown runs as the Bucs open a 28-0 lead by halftime.

1999

FIVE BUCS MAKE REPEAT PRO BOWL VISIT (2/7) – A five-some of Bucs, the second-largest contingent in team history, represents the NFC in the Pro Bowl; all five are repeat honorees from the team's NFL-high group of eight Pro Bowlers in 1998. LB Hardy Nickerson makes his fourth visit, tying TE Jimmie Giles for the second-most in team history, and DT Warren Sapp, LB Derrick Brooks, C Tony Mayberry and FB Mike Alstott all make their second trips.

BUCS SIGN AHANOTU TO SIX-YEAR DEAL (7/30) – The Buccaneers sign DE Chidi Ahanotu to a six-year contract. Ahanotu, entering his seventh year with the club, had been designated Tampa Bay's franchise player.

BUCS COMPLETE UNDEFEATED PRE-SEASON (9/3) – Rookie QB Shaun King hits rookie WR Darnell McDonald on a three-yard TD pass with seven seconds left, lifting the Bucs to a 16-13 win over host Washington. The victory caps a 4-0 preseason campaign, the franchise's first in 16 years.

SACK ATTACK SMOTHERS EAGLES (9/19) – Tampa Bay's swarming defensive line racks up nine sacks in a 19-5 win at Philadelphia. DT Warren Sapp and DE Chidi Ahanotu each collect three sacks, while DE Marcus Jones bags two and DT Brad Culpepper adds one. The nine-sack effort falls one sack short of the team record of 10, set in 1979 at Baltimore.

GRAMATICA BOOTS ATLANTA (11/21) – Rookie K Martin Gramatica kicks four FGs,

including a game-winning 53-yarder with 58 seconds remaining, to rally Tampa Bay to a 19-10 win over Atlanta at Raymond James Stadium. Gramatica had earlier nailed attempts from 24, 26 and 50 yards. He became the first Buccaneer kicker to boot two 50-plus-yard FGs in one game. The last time a rookie K booted a game-winning FG of that length was San Francisco's Steve Mike-Meyer, who nailed a 54-yarder against the Rams (11/9/75).

KING SHINES IN RELIEF ROLE (11/28) – Rookie QB Shaun King replaces an injured Trent Dilfer (clavicle) and escorts Tampa Bay to a 16-3 win at Seattle. The win marks the club's first in the Kingdome. King hits WR Jacquez Green for his first career completion, then later lofts a scoring toss to TE Patrick Hape, sealing Tampa Bay's fourth consecutive victory.

RECORD CROWD LIFTS BUCS TO MONDAY NIGHT WIN (12/6) – Tampa Bay beats Minnesota 24-17 before a then-record crowd of 65,741 at Raymond James Stadium. The game marks the starting debut of rookie QB Shaun King, who throws two second-half TD passes. Tampa Bay's swarming defense forces four Viking turnovers, including a 55-yard INT return by CB Donnie Abraham on the third play of the game.

BUCS WIN SIXTH CONSECUTIVE GAME (12/12) – Tampa Bay rallies for two fourth-quarter TDs to defeat Detroit 23-16 at Raymond James Stadium. The win is the Bucs' sixth consecutive triumph, breaking the team mark of five consecutive victories (1979, 1997). In the process, Tampa Bay assumes sole possession of first place in the NFC Central Division.

BUCS SET HOME WIN MARK AGAINST PACKERS (12/26) – Tampa Bay completes its 1999 home slate with a club-record 7-1 mark after a 29-10 triumph over Green Bay. FB Mike Alstott runs for two TDs in the fourth quarter to seal the win. The Bucs' previous best home record was a 6-2 mark, set in 1984 and 1998. Tampa Bay also clinches its fifth-ever playoff appearance.

2000

BUCS CLAIM FIRST NFC CENTRAL TITLE IN 18 YEARS (1/2) – The Bucs beat Chicago 20-6 at Soldier Field to claim their first NFC Central Division title since 1981. Tampa Bay also concludes the regular season with a franchise-record 11 wins. The Bucs rush for 143 yards and hold the potent Bears offense to two FGs.

An estimated crowd of 5,000 greets the champs upon their arrival at One Buccaneer Place Sunday night.

FOUR BUCS EARN FIRST-TEAM ALL-PRO HONORS (1/8) – Four Buccaneers FB Mike Alstott, LB Derrick Brooks, S John Lynch and DT Warren Sapp – earn first-team All-Pro honors from the Associated Press. Tampa Bay could claim five first-team AP All-Pro selections in the franchise's first 23 seasons of existence. The Bucs tied the eventual Super Bowl champion Rams for most players on the 1999 squad.

SAPP NAMED AP NFL DEFENSIVE PLAYER OF THE YEAR (1/13) – DT Warren Sapp earns NFL Defensive Player of the Year honors from the Associated Press. In a poll of 50 media members, Sapp receives 19 votes, edging out Tennessee DE Jevon Kearse. Sapp is the first Buccaneer to win the award since Hall of Famer Lee Roy Selmon turned the trick in 1979. Sapp finished the regular season with 54 tackles and a career-best 12 1/2 sacks.

BUCS RALLY PAST REDSKINS IN DIVISIONAL PLAYOFF (1/15) – Tampa Bay rallies from a 13-0 deficit to defeat the Washington Redskins 14-13 in an NFC divisional playoff game before a record crowd of 65,835 at Raymond James Stadium. QB Shaun King hits TE John Davis on a one-yard TD toss midway through the fourth quarter to give the Bucs their first and only lead. Tampa Bay's defense holds Washington's second-ranked offense to 157 total yards and no offensive TDs. The win propels the Bucs to their first NFC Championship Game in 20 years.

TAMPA BAY FALLS ONE WIN SHY OF SUPER BOWL (1/23) – Tampa Bay's valiant defensive effort falls short as the St. Louis Rams rally late for an 11-6 win in the NFC Championship Game at the Trans World Dome. The Bucs hold the high-powered Rams offense 22 points below their season average. St. Louis would capture Super Bowl XXXIV the following Sunday in Atlanta.

SIX BUCS HELP COACHING STAFF DEFEAT AFC IN PRO BOWL (2/6) – The NFC, led by Tony Dungy and the rest of the Buccaneers coaching staff, whips the AFC 51-31 in the highest-scoring Pro Bowl ever. Tampa Bay is represented by six players – FB Mike Alstott, LB Derrick Brooks, S John Lynch, C Tony Mayberry, LB Hardy Nickerson and DT Warren Sapp. Alstott scores three TDs and Brooks returns a Mark Brunell INT for a score.

BUCS SIGN PRO BOWL C CHRISTY TO FIVE-YEAR DEAL (2/15) – Tampa Bay inks two-time

Pro Bowl C Jeff Christy to a five-year contract. Christy, an unrestricted free agent, had spent his previous seven seasons with the Minnesota Vikings.

TAMPA BAY HIRES STECKEL AS OFFENSIVE COORDINATOR (2/20) – The Bucs hire former Tennessee Titans offensive coordinator Les Steckel as their new offensive coordinator. Steckel, who helped the Titans reach Super Bowl XXXIV, joins Tampa Bay after five years with the Titans/Oilers. He also coached previously at Denver, New England, Minnesota and San Francisco.

BUCS INK 11-TIME PRO BOWLER McDANIEL (3/1) – The Bucs snag another former Vikings offensive lineman, signing perennial Pro Bowl G Randall McDaniel to a three-year contract. McDaniel, who spent his previous 12 seasons in Minnesota, owns the NFL record for consecutive Pro Bowl starts with 11. He enters the 2000 season with 170 consecutive starts, second only to Tennessee's Bruce Matthews (197) among active players.

BUCS TRADE FOR JETS WR JOHNSON (4/12) – The Bucs trade their two first-round picks (13th, 27th overall) in the 1999 NFL Draft to the New York Jets for two-time Pro Bowl WR Keyshawn Johnson. Tampa Bay then signs Johnson to an eight-year contract. Johnson's 305 catches over his first four NFL seasons trail only Marvin Harrison (Colts, 311, 1996-98) and Andre Rison (Falcons, 308, 1989-92) in league annals. The fifth-year pro can also boast 31 career scoring grabs.

BUCS RECORD LARGEST MARGIN OF VICTORY IN HOME OPENER (9/10) – Tampa Bay records the largest margin of victory in team history with a 41-0 win over Chicago in its home opener at Raymond James Stadium. The Bucs defense extends their streak to 14 quarters against Chicago without allowing a touchdown, and limits the Bears just 165 total yards, including 49 passing, while forcing four turnovers.

BUCS SIGN S JOHN LYNCH TO EXTENSION (9/11) – Tampa Bay inks Pro Bowl S John Lynch to a six-year contract extension. Lynch goes on to earn his second consecutive All-Pro selection and third trip to the Pro Bowl.

BUCS KNOCK OFF UNDEFEATED VIKINGS (10/29) – The Bucs offense scores on each of its first four possessions as Tampa Bay snaps a four-game skid and ends Minnesota's 7-0 start at Raymond James Stadium. Tampa Bay's 31 first-half points ties the club record for points in a half. For the first time in club



history, Tampa Bay scores 40-plus points in a game twice in the same season.

SAPP SETS SINGLE-SEASON SACK RECORD (11/26) – DT Warren Sapp breaks Lee Roy Selmon's franchise record for sacks in a season with two - giving him 13.5 for the year - as Tampa Bay downs Buffalo 31-17 at Raymond James Stadium. The Bucs' defense notches six sacks overall to surpass the club's single-season record of 44 in 1997.

DUNN LEADS CLUB-RECORD DAY ON THE GROUND (12/3) – Tampa Bay sets a club record with 250 yards rushing, including a career-high 210 by RB Warrick Dunn, on the way to a 27-7 victory over Dallas at Raymond James Stadium. Dunn's performance marks the second-best single-game effort in Bucs' history. K Martin Gramatica adds a 25-yard FG prior to halftime, tying the franchise record for consecutive field goals made with his 16th straight.

BUCS SET FRANCHISE MARK FOR POINTS SCORED AGAINST MIAMI (12/10) – FS Damien Robinson intercepts Miami QB Jay Fiedler at the Bucs nine-yard line with 14 seconds remaining as Tampa Bay holds on for a 16-13 victory at rainy Pro Player Stadium. With the 16 points, Tampa Bay sets a club record for points in a season with 336, eclipsing the previous mark of 335 points in 1984. In addition, K Martin Gramatica breaks his own record for points in a season.

TAMPA BAY CLINCHES SECOND STRAIGHT PLAYOFF BERTH (12/18) – RB Warrick Dunn scores his third rushing touchdown of the game with 48 seconds remaining as Tampa Bay rallies for a 38-35 win over St. Louis before a national television audience on Monday Night Football. With the win at Raymond James Stadium, the Bucs clinch their second straight playoff berth and third in the last four seasons. Head coach Tony Dungy also becomes the winningest coach in franchise history with his 45th coaching victory.

2001

CHRISTENSEN PROMOTED TO OFFENSIVE COORDINATOR (1/26) – Tampa Bay announces that quarterbacks coach Clyde Christensen, who has served on Tampa Bay's staff under head coach Tony Dungy since Dungy's arrival in 1996, has been promoted to offensive coordinator. Christensen coached Tampa Bay's quarterbacks during each of the last two seasons after tutoring the tight ends for his first three years from 1996-98.

LEAGUE-HIGH AND TEAM-RECORD NINE BUCS PLAY IN PRO BOWL (2/4) – Tampa Bay boasts a league-high and team-record nine players in the 2001 Pro Bowl in Hawaii. The Bucs' contingent includes a club-record six starters, but the AFC posts a 38-17 victory.

BUCS GRAB QB BRAD JOHNSON IN FREE AGENCY (3/6) – Tampa Bay ventures into free agency and returns with the biggest name on the market in Washington Redskins QB Brad Johnson. Johnson, who ranks third all-time in completion percentage, signs a five-year contract.

RICE JOINS THREE OTHER FIRST-ROUNDERS ON DEFENSIVE LINE (3/23) – Arizona Cardinals Pro Bowl DE Simeon Rice signs a five-year contract with Tampa Bay, joining a defensive line that features three other former first-round draft picks. Rice, who established an Arizona franchise mark with 16.5 quarterback sacks in 1999, notched 51.5 career sacks with the Cardinals.

BUCS SWAP FIRST-ROUND PICKS WITH BUFFALO (4/21) – Tampa Bay trades its first-round pick (21st overall) and second-round selection to the Buffalo Bills for their first-round draft choice (14th overall) in order to select T Kenyatta Walker in the 2001 NFL Draft. Walker, expected to compete for Tampa Bay's starting left tackle position in his rookie season, is the first offensive lineman selected by the Buccaneers in the first round in 10 years.

JOHN MCKAY DIES (6/10) – John McKay, the first coach in Buccaneers history, dies of kidney failure due to complications from diabetes at the age of 77. McKay coached Tampa Bay from 1976-1984, leading the team to three playoff appearances, including a trip to the 1979 NFC Championship Game.

BUCCANEERS ALL-TIME HONORS

NFL Hall of Fame

1995	DE	Lee Roy Selmon
NFL Pro Bowl		
1978	DT	Dave Pear*
1979	DE	Lee Roy Selmon*
1980	TE	Jimmie Giles*
	DE	Lee Roy Selmon*
1981	TE	Jimmie Giles*
	DE	Lee Roy Selmon*
1982	TE	Jimmie Giles*
	LB	Hugh Green*
	DE	Lee Roy Selmon*
1983	LB	Hugh Green*
	DT	David Logan (alternate)
	DE	Lee Roy Selmon*
1984	G	Sean Farrell (alternate)
	DT	David Logan (alternate)
	DE	Lee Roy Selmon*
	RB	James Wilder
1985	TE	Jimmie Giles
	RB	James Wilder (alternate)
1988	C	Randy Grimes (alternate)
1989	WR	Mark Carrier
1990	CB	Wayne Haddix
1993	LB	Hardy Nickerson*
1996	LB	Hardy Nickerson
	FB	Mike Alstott (alternate)
	P	Tommy Barnhardt (alternate)
1997	FB	Mike Alstott
	LB	Derrick Brooks
	QB	Trent Dilfer
	RB	Warrick Dunn
	T	Paul Gruber (alternate)
	SS	John Lynch
	C	Tony Mayberry
	LB	Hardy Nickerson*
	DT	Warren Sapp
1998	FB	Mike Alstott
	LB	Derrick Brooks*
	C	Tony Mayberry
	LB	Hardy Nickerson
	DT	Warren Sapp*
1999	FB	Mike Alstott
	LB	Derrick Brooks*
	SS	John Lynch*
	C	Tony Mayberry
	LB	Hardy Nickerson*
	DT	Warren Sapp*
2000	CB	Donnie Abraham
	FB	Mike Alstott*
	LB	Derrick Brooks*
	C	Jeff Christy*
	RB	Warrick Dunn
	K	Martin Gramatica
	SS	John Lynch*
	G	Randall McDaniel*
	DT	Warren Sapp*

* Denotes player voted as a starter

All-NFC (first team unless otherwise noted)

1977	DE	Lee Roy Selmon	SN
1978	DE	Lee Roy Selmon	SN*
1979	TE	Jimmie Giles	UPI (honorable mention)
	LB	David Lewis	UPI
	DE	Lee Roy Selmon	PFW, UPI, SN*

1980	TE	Jimmie Giles	UPI (second team)
	LB	David Lewis	UPI (honorable mention)
	DE	Lee Roy Selmon	UPI
1981	TE	Jimmie Giles	UPI (second team)
	LB	Cecil Johnson	UPI (honorable mention)
	G	Greg Roberts	UPI (second team)
	CB	Mike Washington	UPI (honorable mention)
1982	TE	Jimmie Giles	UPI
	LB	Hugh Green	UPI
	DE	Lee Roy Selmon	UPI
1983	LB	Hugh Green	PFW
	DT	David Logan	PFW
1984	DE	Lee Roy Selmon	PFW
	RB	James Wilder	UPI
1987	LB	Ervin Randle	UPI (second team)
1989	WR	Mark Carrier	UPI (second team)
	T	Paul Gruber	UPI
1990	PK	Steve Christie	FN, PFW, UPI
	T	Paul Gruber	FN
	CB	Wayne Haddix	PFW
1992	CB	Ricky Reynolds	PFW
1996	LB	Hardy Nickerson	UPI (second team)
1997	LB	Derrick Brooks	FN, PFW
	LB	Hardy Nickerson	FN, PFW
	PR	Karl Williams	FN
1998	LB	Derrick Brooks	FN, PFW
	DT	Warren Sapp	PFW
1999	LB	Derrick Brooks	FN, PFW
	S	John Lynch	FN, PFW
	LB	Hardy Nickerson	PFW
	DT	Warren Sapp	FN, PFW
2000	LB	Derrick Brooks	FN, PFW
	K	Martin Gramatica	PFW
	S	John Lynch	FN, PFW
	DT	Warren Sapp	FN, PFW

*SN changed title of award to NFC All-Star

All-Pro (first team unless otherwise noted)

1978	LB	David Lewis	CPFN
	DE	Lee Roy Selmon	AP, CPFN
1979	TE	Jimmie Giles	SI (honorable mention)
	LB	Dewey Selmon	AP (second team)
	DE	Lee Roy Selmon	FN, PFWA, SI
1980	DE	Lee Roy Selmon	AP (second team), CPFN, FD, NEA, PFWA
1982	CB	Neal Colzie	AP (second team)
	LB	Hugh Green	AP (second team), CPFN, FD, NEA, (second team), PFWA, SI
	DE	Lee Roy Selmon	AP (second team), CPFN, FD, PFWA, NEA, SI
1983	LB	Hugh Green	AP (second team), CPFN, FD, SI, SN
1984	G	Sean Farrell	SN
	DE	Lee Roy Selmon	CPFN (second team), SI
	RB	James Wilder	AP (second team), CPFN, SI
1985	TE	Jimmie Giles	AP (honorable mention)
1988	T	Paul Gruber	AP (honorable mention)
1989	WR	Mark Carrier	CPFN (second team)
	S	Harry Hamilton	SN
1990	T	Paul Gruber	CPFN (second team)
	TE	Ron Hall	SI
1991	LB	Broderick Thomas	CPFN (second team)
1992	T	Paul Gruber	AP (second team), NEA
1993	LB	Hardy Nickerson	AP, PFWA, SN
1996	FB	Mike Alstott	AP (second team), FD (second team)



HISTORY

	T	Paul Gruber	USAT
	LB	Hardy Nickerson	AP (second team)
1997	FB	Mike Alstott	AP, CPFN (second team), SI
	LB	Derrick Brooks	CPFN
	LB	Hardy Nickerson	AP, CPFN (second team)
	DT	Warren Sapp	CPFN (second team)
1998	FB	Mike Alstott	AP
	LB	Derrick Brooks	AP (second team), SI, USAT, CPFN (second team), FD
	DT	Warren Sapp	AP (second team), FD (second team)
1999	CB	Donnie Abraham	FD (second team)
	FB	Mike Alstott	AP, CPFN, FD
	LB	Derrick Brooks	AP, CPFN, FD, PFW, SI, SN
	S	John Lynch	AP, PFW, SI, SN, USAT
	LB	Hardy Nickerson	AP (second team), FD, USAT
	DT	Warren Sapp	AP, CPFN, FD, PFW, SN, USAT
2000	LB	Derrick Brooks	AP, CPFN, FD, PFW, SI, SN
	K	Martin Gramatica	AP (second team), FD (second team)
	DE	Marcus Jones	CPFN (second team)
	S	John Lynch	AP, CPFN, FD, PFW, SN, USAT
	G	Randall McDaniel	CPFN
	DT	Warren Sapp	AP, CPFN, FD, PFW, SI, SN, USAT

All-NFL (first team unless otherwise noted)

1979	DE	Lee Roy Selmon	AP, PFW
1982	LB	Hugh Green	PFW
1997	FB	Mike Alstott	FD (second team)
	LB	Derrick Brooks	FD (second team)
	C	Tony Mayberry	FD (second team)
	LB	Hardy Nickerson	FD
	DT	Warren Sapp	FD (second team)

NFL Defensive MVP

1979	DE	Lee Roy Selmon	NEA, PFW, SN
------	----	----------------	--------------

NFL Defensive Player of the Year

1979	DE	Lee Roy Selmon	AP
1999	DT	Warren Sapp	AP, CPFN, FD, PFWA

NFL Defensive Lineman of the Year

1979	DE	Lee Roy Selmon	FD
------	----	----------------	----

NFC Defensive Lineman of the Year

1979	DE	Lee Roy Selmon	FD
1980	DE	Lee Roy Selmon	NFLPA
1982	DE	Lee Roy Selmon	NFLPA
1983	DE	Lee Roy Selmon	NFLPA

NFC Defensive Player of the Year

1979	DE	Lee Roy Selmon	UPI
------	----	----------------	-----

Walter Payton/ NFL Man of the Year

2000	LB	Derrick Brooks	
------	----	----------------	--

Rookie of the Year

1991	WR	Lawrence Dawsey	SI
1992	DT	Santana Dotson	SN
1997	RB	Warrick Dunn	FN, NEA, PFW, PFWA, SI, SN

NFL Defensive Rookie of the Year

1992	DT	Santana Dotson	CPFN, FD
------	----	----------------	----------

NFL Offensive Rookie of the Year

1997	RB	Warrick Dunn	AP, FD, CPFW
------	----	--------------	--------------

NFC Rookie of the Year

1991	WR	Lawrence Dawsey	UPI
1992	DT	Santana Dotson	NFLPA (Defensive)
1997	RB	Warrick Dunn	NFLPA (Offensive)

All-Rookie

1977	S	Cedric Brown	FD
	LB	David Lewis	PFW
1978	QB	Doug Williams	PFW
1979	G	Greg Roberts	AP, FD
1980	G	Ray Snell	CPFN, PFW, PFWA, UPI
1981	LB	Hugh Green	FD, PFW, PFWA, UPI
1982	G	Sean Farrell	CPFN, FD, PFW, PFWA
1984	LB	Keith Browner	FD, PFW, PFWA
	T	Ron Heller	PFW, PFWA
1986	T	J.D. Maarleveld	FD, PFW, PFWA
1987	WR	Mark Carrier	PFWA, UPI
	QB	Vinny Testaverde	FD, PFW, PFWA, UPI
1988	LB	Sidney Coleman	CPFN
	T	Paul Gruber	PFW
1990	PK	Steve Christie	CPFN, FD, FN, UPI
	P	Mark Royals	FD
1991	S	Tony Covington	FN
	WR	Lawrence Dawsey	PFW
1992	TE	Tyji Armstrong	CPFN, FN
	DT	Santana Dotson	FN, PFW
1993	WR	Horace Copeland	FD
	DE	Eric Curry	PFWA
	PK	Michael Husted	FD
1994	RB	Errict Rhett	CPFN, FN, PFW, PFWA
1995	LB	Derrick Brooks	CPFN, FN, PFW, PFWA
	DT	Warren Sapp	CPFN, FN, PFW, PFWA
1996	CB	Donnie Abraham	CPFN, PFWA
	DT	Marcus Jones	CPFN
1997	WR	Reidel Anthony	CPFW, FN, PFW
	RB	Warrick Dunn	CPFW, FN, PFW
	G	Frank Middleton	CPFW, PFW
1998	PR	Jacquez Green	PFW, FN
1999	K	Martin Gramatica	FD, CPFN, PFW
	DE	John McLaughlin	PFW

Maxwell Club Coach of the Year

1997		Tony Dungy	
------	--	------------	--

Horrigan Award

1997		Tony Dungy	
------	--	------------	--

Legend

AP	—	Associated Press
CPFN	—	College and Pro Football Newsweekly
FD	—	Football Digest
FN	—	Football News
NEA	—	Newspaper Enterprise Association
NFLPA	—	NFL Players Association
PFW	—	Pro Football Weekly
PFWA	—	Pro Football Writers Association
SI	—	Sports Illustrated
SN	—	The Sporting News
UPI	—	United Press International
USAT	—	USA Today

PRO BOWL BUCCANEERS

1978

NT Dave Pear

1979

DE Lee Roy Selmon (1)*

1980

TE Jimmie Giles (1)

LB David Lewis

DE Lee Roy Selmon (2)

1981

TE Jimmie Giles (2)

DE Lee Roy Selmon (3)

1982

TE Jimmie Giles (3)

LB Hugh Green (1)

DE Lee Roy Selmon (4)

1983

LB Hugh Green (2)

DE Lee Roy Selmon (5)

1984

DE Lee Roy Selmon (6)

RB James Wilder

1985

TE Jimmie Giles (4)

1989

WR Mark Carrier

1990

CB Wayne Haddix

1993

LB Hardy Nickerson (1)

1996

LB Hardy Nickerson (2)

1997

FB Mike Alstott

LB Derrick Brooks

QB Trent Dilfer

RB Warrick Dunn

S John Lynch

C Tony Mayberry

LB Hardy Nickerson (3)

DT Warren Sapp

1998

FB Mike Alstott (2)

LB Derrick Brooks (2)

C Tony Mayberry (2)

LB Hardy Nickerson (4)

DT Warren Sapp (2)

1999

FB Mike Alstott (3)

LB Derrick Brooks (3)

S John Lynch (2)

C Tony Mayberry (3)

LB Hardy Nickerson (5)

DT Warren Sapp (3)

2000

CB Donnie Abraham

FB Mike Alstott (4)

LB Derrick Brooks (4)

C Jeff Christy+

RB Warrick Dunn (2)

K Martin Gramatica

S John Lynch (3)

G Randall McDaniel^

DT Warren Sapp (4)

* Did not play due to injury

+ Made his first Pro Bowl appearance as a Buccaneer in 2000, but made two Pro Bowl showings (1998 and 1999) with Minnesota.

^ Made his first Pro Bowl appearance as a Buccaneer in 2000, but made NFL-record 11 consecutive showings (1989-99) with Minnesota.

Most Appearances

- 6 Lee Roy Selmon (1979-84)
- 5 Hardy Nickerson (1993, 1996-99)
- 4 Mike Alstott (1997-00)
- Derrick Brooks (1997-00)
- Jimmie Giles (1980-82, 1985)
- Warren Sapp (1997-00)

Most Consecutive Appearances

- 6 Lee Roy Selmon (1979-84)
- 4 Mike Alstott (1997-00)
- Derrick Brooks (1997-00)
- Hardy Nickerson (1996-99)
- Warren Sapp (1997-00)

PRO BOWL NOTES

Most Appearances By An Offensive Player

- 4 Mike Alstott (1997-00)
- Jimmie Giles (1980-82, 1985)
- 3 Tony Mayberry (1997-99)

Most Appearances By A Defensive Player

- 6 Lee Roy Selmon (1979-84)
- 5 Hardy Nickerson (1993, 1996-99)
- 4 Derrick Brooks (1997-00)
- Warren Sapp (1997-00)



NFC PLAYERS OF THE WEEK

Offensive, Defensive Awards started in 1984, Special Teams Award in 1993

	Offensive	Defensive	Special Teams
1984	QB Steve DeBerg (Week 3)		
1985	TE Jimmie Giles (Week 10)		
1987	QB Steve DeBerg (Week 1)	S Paul Tripoli (Week 4) CB Kevin Walker (Week 6)	
1989	QB Vinny Testaverde (Week 1) The Buccaneer Offense (Week 5)		
1990		S Mark Robinson (Week 4)	
1991		LB Broderick Thomas (Week 11)	
1992	QB Vinny Testaverde (Week 2)	DT Santana Dotson (Week 4)	
1993		LB Hardy Nickerson (Week 9)	CB Roger Jones (Week 17)
1994		LB Hardy Nickerson (Week 2) LB Hardy Nickerson (Week 13)	
1995	RB Errict Rhett (Week 15)		K Michael Husted (Week 7)
1996		S John Lynch (Week 13)	WR Karl Williams (Week 17)
1997	RB Warrick Dunn (Week 2) QB Trent Dilfer (Week 4)		WR Karl Williams (Week 10) LB Shelton Quarles (Week 11) WR Karl Williams (Week 17)
1998			WR Jacquez Green (Week 2) CB Ronde Barber (week 13)
1999		DT Warren Sapp (Week 2) LB Derrick Brooks (Week 7) CB Donnie Abraham (Week 11) CB Donnie Abraham (Week 13) DE Steve White (Div. Playoffs)	DE John McLaughlin (Week 3) K Martin Gramatica (Week 11)
2000	QB Shaun King (Week 9) RB Warrick Dunn (Week 14)	LB Derrick Brooks (Week 1) CB Ronde Barber (Week 2) DT Warren Sapp (Week 3)	WR Karl Williams (Week 13) K Martin Gramatica (Week 15)

NFC PLAYER OF THE MONTH

	Offensive	Defensive	Special Teams
1996			KR/PR Karl Williams (December)
1997		DT Warren Sapp (September)	
1999		DT Warren Sapp (September)	K Martin Gramatica (November)
2000		LB Derrick Brooks (November)	K Martin Gramatica (October)

NFC ROOKIE OF THE MONTH

	Offensive	Defensive	Special Teams
1996	FB Mike Alstott (November)		KR/PR Karl Williams (December)
1997	RB Warrick Dunn (September)		

MOST VALUABLE PLAYERS

Two separate awards are presented each year to the team member chosen as the Bucs' Most Valuable Player. The *St. Petersburg Times*' award is determined by a vote of writers who regularly cover the team. The Tampa Sports Club, a cross section of the Tampa sports community, votes for its award. The Newspaper Enterprise Association no longer conducts a poll which was won in 1977 and 1979 by Lee Roy Selmon, in 1976 by Dave Pear and in 1978 by David Lewis.

St. Petersburg Times (media)

1976	Dave Pear
1977	Lee Roy Selmon
1978	Dewey Selmon
1979	Ricky Bell
1980	Doug Williams
1981	Doug Williams
1982	Neal Colzie
1983	Hugh Green
1984	James Wilder
1985	James Wilder
1986	Steve Young
1987	Steve DeBerg
1988	Bruce Hill
1989	Mark Carrier
1990	Wayne Haddix
1991	Broderick Thomas
1992	Reggie Cobb
1993	Hardy Nickerson
1994	Paul Gruber
1995	Hardy Nickerson
1996	Hardy Nickerson
1997	Trent Dilfer
1998	Derrick Brooks
1999	Derrick Brooks
2000	Warrick Dunn

Tampa Sports Club (fan)

1976	Dave Pear
1977	Lee Roy Selmon
1978	Mark Cotney
1979	Lee Roy Selmon
1980	Doug Williams
1981	Cedric Brown
1982	James Wilder
1983	Hugh Green
1984	James Wilder
1985	James Wilder
1986	Steve Young
1987	Steve DeBerg
1988	Randy Grimes
1989	Mark Carrier
1990	Steve Christie
1991	Broderick Thomas
1992	Paul Gruber
1993	Hardy Nickerson
1994	Errict Rhett
1995	Hardy Nickerson
1996	Derrick Brooks
1997	Tony Mayberry
1998	Derrick Brooks
1999	Derrick Brooks and Warren Sapp
2000	Martin Gramatica

ED BLOCK COURAGE AWARD

Each year, the Ed Block Courage Award is given to a player on each NFL team who best exemplifies commitment to the principles of sportsmanship and courage. The recipient symbolizes professionalism, dedication and performance as a community role model. This national award is named after the former Baltimore Colts' trainer who was a tireless worker for victims of abuse, violence, neglect and families in crisis.

1984	Theo Bell	1993	Rob Taylor
1985	Steve Courson	1994	Tony Covington
1986	J.D. Maarleveld	1995	Paul Gruber
1987	Nathan Wonsley	1996	Charles Dimry
1988	Don Smith	1997	Horace Copeland
1989	John Cannon	1998	Warrick Dunn
1990	Ron Hall	1999	Hardy Nickerson
1991	Harry Hamilton	2000	Derrick Brooks
1992	Ricky Reynolds		



YEAR-BY-YEAR SCORES

1976

Head Coach: John McKay

Preseason (1-5)

July 31	at L.A. Rams	L	3-26	(54,787)
Aug. 7	at Green Bay (Milwaukee)	L	6-10	(53,421)
Aug. 14	Atlanta (Jacksonville)	W	17-3	(11,342)
Aug. 21	MIAMI	L	21-28	(67,466)
Aug. 28	CHICAGO	L	7-10	(47,592)
Sept. 4	CINCINNATI	L	13-24	(46,775)

Won 0, Lost 14 Fifth - Western Division (AFC)

Sept. 12	at Houston	L	0-20	(42,228)
Sept. 19	SAN DIEGO	L	0-23	(39,558)
Sept. 26	BUFFALO	L	9-14	(44,505)
Oct. 3	at Baltimore	L	17-42	(40,053)
Oct. 10	at Cincinnati	L	0-21	(40,700)
Oct. 17	SEATTLE	L	10-13	(43,458)
Oct. 24	MIAMI	L	20-23	(61,437)
Oct. 31	KANSAS CITY	L	19-28	(41,779)
Nov. 7	at Denver	L	13-48	(61,703)
Nov. 14	at N.Y. Jets	L	0-34	(46,427)
Nov. 21	CLEVELAND	L	7-24	(36,930)
Nov. 28	at Oakland	L	16-49	(49,590)
Dec. 5	at Pittsburgh	L	0-42	(43,385)
Dec. 12	NEW ENGLAND	L	14-31	(41,517)

1977

Head Coach: John McKay

Preseason (2-4)

Aug. 6	MIAMI	L	7-13	(66,056)
Aug. 13	at Cincinnati	L	0-45	(50,316)
Aug. 20	GREEN BAY	W	10-7	(49,045)
Aug. 27	Atlanta (Orlando)	L	21-30	(31,123)
Sept. 3	at Buffalo	L	6-17	(28,126)
Sept. 10	BALTIMORE	W	14-0	(47,032)

Won 2, Lost 12 Fifth - Central Division (NFC)

Sept. 18	at Philadelphia	L	3-13	(61,549)
Sept. 24	MINNESOTA	L	3-9	(66,272)
Oct. 2	at Dallas	L	7-23	(55,316)
Oct. 9	WASHINGTON	L	0-10	(58,571)
Oct. 16	at Seattle	L	23-30	(54,783)
Oct. 23	GREEN BAY	L	0-13	(47,635)
Oct. 30	at San Francisco	L	10-20	(34,750)
Nov. 6	at L.A. Rams	L	0-31	(45,493)
Nov. 13	N.Y. GIANTS	L	0-10	(46,518)
Nov. 20	at Detroit	L	7-16	(49,751)
Nov. 27	ATLANTA	L	0-17	(43,592)
Dec. 4	CHICAGO	L	0-10	(48,948)
Dec. 11	at New Orleans	W	33-14	(40,124)
Dec. 18	ST. LOUIS	W	17-7	(56,922)

1978

Head Coach: John McKay

Preseason (3-1)

Aug. 5	CINCINNATI	W	17-0	(60,106)
Aug. 12	BALTIMORE	W	23-12	(61,112)
Aug. 19	at New Orleans	W	14-3	(46,282)
Aug. 25	MIAMI	L	20-24	(68,132)

Won 5, Lost 11 Fifth - Central Division (NFC)

Sept. 2•	N.Y. GIANTS	L	13-19	(67,456)
Sept. 9	DETROIT	L	7-15	(64,445)
Sept. 17	at Minnesota	W	16-10	(46,152)
Sept. 24	ATLANTA	W	14-9	(58,073)
Oct. 1••	MINNESOTA	L	7-24	(65,972)
Oct. 8	at Kansas City	W	30-13	(38,201)
Oct. 15	at N.Y. Giants	L	14-17	(68,025)
Oct. 22•	CHICAGO	W	33-19	(68,146)
Oct. 29	at Green Bay	L	7-9	(55,108)
Nov. 5	at L.A. Rams	L	23-26	(55,182)
Nov. 12	at Detroit	L	23-34	(60,320)
Nov. 19	BUFFALO	W	31-10	(61,383)
Nov. 26	at Chicago	L	3-14	(42,373)
Dec. 3••	GREEN BAY	L	7-17	(67,754)
Dec. 10	at San Francisco	L	3-6	(30,931)
Dec. 17	NEW ORLEANS	L	10-17	(51,207)

1979

Head Coach: John McKay

Preseason (2-2)

Aug. 4	WASHINGTON	L	7-9	(64,493)
Aug. 11	MIAMI	L	7-13	(64,481)
Aug. 18	NEW ORLEANS	W	14-7	(49,042)
Aug. 25	at Cincinnati	W	24-13	(44,120)

Won 10, Lost 6 First - Central Division (NFC)

Sept. 1•	DETROIT	W	31-16	(68,225)
Sept. 9	at Baltimore	W	29-26 OT	(36,374)
Sept. 16	at Green Bay	W	21-10	(55,498)
Sept. 23••	L.A. RAMS	W	21-6	(69,497)
Sept. 30	at Chicago	W	17-13	(55,258)
Oct. 7	at N.Y. Giants	L	14-17	(72,841)
Oct. 14••	NEW ORLEANS	L	14-42	(67,640)
Oct. 21••	GREEN BAY	W	21-3	(67,186)
Oct. 28	at Minnesota	W	12-10	(46,906)
Nov. 4	at Atlanta	L	14-17	(55,150)
Nov. 11	at Detroit	W	16-14	(70,461)
Nov. 18•	N.Y. GIANTS	W	31-3	(70,261)
Nov. 25••	MINNESOTA	L	22-23	(70,039)
Dec. 2••	CHICAGO	L	0-14	(69,508)
Dec. 9	at San Francisco	L	7-23	(44,506)
Dec. 16•	KANSAS CITY	W	3-0	(63,624)

NFC DIVISIONAL PLAYOFF GAME

Dec. 29••	PHILADELPHIA	W	24-17	(71,402)
-----------	--------------	---	-------	----------

NFC CHAMPIONSHIP GAME

Jan. 6••	L.A. RAMS	L	0-9	(72,033)
----------	-----------	---	-----	----------

1980

Head Coach: John McKay

Preseason (3-1)

Aug. 11	at Houston	W	21-7	(48,827)
Aug. 16	ST. LOUIS	L	14-21	(68,384)
Aug. 23	CINCINNATI	W	20-14 OT	(59,113)
Aug. 29	WASHINGTON	W	11-6	(62,555)

Won 5, Lost 10, Tied 1 Fourth (Tied) - Central Div. (NFC)

Sept. 7	at Cincinnati	W	17-12	(35,551)
Sept. 11••	L.A. RAMS	W	10-9	(66,576)
Sept. 21	at Dallas	L	17-28	(62,750)
Sept. 28••	CLEVELAND	L	27-34	(65,540)

Oct. 6	at Chicago	L	0-23	(61,350)
Oct. 12	•• GREEN BAY	T	14-14 OT	(64,854)
Oct. 19	at Houston	L	14-20	(48,167)
Oct. 26	at San Francisco	W	24-23	(51,925)
Nov. 2	• N.Y. GIANTS	W	30-13	(68,256)
Nov. 9	•• PITTSBURGH	L	21-24	(71,636)
Nov. 16	at Minnesota	L	30-38	(46,032)
Nov. 23	•• DETROIT	L	10-24	(64,976)
Nov. 30	at Green Bay (Milwaukee)	W	20-17	(54,225)
Dec. 7	•• MINNESOTA	L	10-21	(65,649)
Dec. 14	at Detroit	L	14-27	(77,098)
Dec. 20	•• CHICAGO	L	13-14	(55,298)

1981

Head Coach: John McKay

Preseason (1-3)

Aug. 8	CINCINNATI	L	17-24	(67,554)
Aug. 15	NEW ENGLAND	L	16-17	(62,785)
Aug. 22	HOUSTON	W	27-17	(64,734)
Aug. 28	at Atlanta	L	7-27	(53,668)

Won 9, Lost 7 First - Central Division (NFC)

Sept. 5	•• MINNESOTA	W	21-13	(66,287)
Sept. 13	at Kansas City	L	10-19	(50,555)
Sept. 20	at Chicago	L	17-28	(60,130)
Sept. 27	• ST. LOUIS	W	20-10	(65,850)
Oct. 4	•• DETROIT	W	28-10	(71,733)
Oct. 11	at Green Bay	W	21-10	(52,264)
Oct. 18	at Oakland	L	16-18	(42,288)
Oct. 25	at Philadelphia	L	10-20	(70,174)
Nov. 1	•• CHICAGO	W	20-10	(68,688)
Nov. 8	at Minnesota	L	10-25	(47,038)
Nov. 15	•• DENVER	L	7-24	(64,518)
Nov. 22	• GREEN BAY	W	37-3	(63,251)
Nov. 29	at New Orleans	W	31-14	(62,209)
Dec. 6	•• ATLANTA	W	24-23	(69,221)
Dec. 13	•• SAN DIEGO	L	23-24	(67,388)
Dec. 20	at Detroit	W	20-17	(80,444)

NFC DIVISIONAL PLAYOFF GAME

Jan. 2	at Dallas	L	0-38	(64,848)
--------	-----------	---	------	----------

1982

Head Coach: John McKay

Preseason (3-1)

Aug. 14	PHILADELPHIA	W	35-7	(65,659)
Aug. 21	WASHINGTON	W	28-13	(63,896)
Aug. 28	at Houston	L	6-21	(41,007)
Sept. 3	ATLANTA	W	34-0	(62,933)

Won 5, Lost 4 Fourth (Tied) - NFC

Sept. 12	at Minnesota	L	10-17	(58,440)
Sept. 19	WASHINGTON	L	13-21	(66,187)
Nov. 21	at Dallas	L	9-14	(49,578)
Nov. 29	•• MIAMI	W	23-17	(65,854)
Dec. 5	at New Orleans	W	13-10	(61,709)
Dec. 12	at N.Y. Jets	L	17-32	(28,147)
Dec. 19	• BUFFALO	W	24-23	(62,510)
Dec. 26	•• DETROIT	W	23-21	(65,997)
Jan. 2	•• CHICAGO	W	26-23 OT	(68,112)

NFC FIRST ROUND PLAYOFF GAME

Jan. 9	at Dallas	L	17-30	(65,042)
--------	-----------	---	-------	----------

1983

Head Coach: John McKay

Preseason (4-0)

Aug. 6	NEW ORLEANS	W	20-17	(53,111)
Aug. 13	at Houston	W	23-17	(41,107)
Aug. 20	ATLANTA	W	17-6	(57,237)
Aug. 26	NEW ENGLAND	W	41-21	(52,108)

Won 2, Lost 14 Fifth - Central Division (NFC)

Sept. 4	DETROIT	L	0-11	(62,154)
Sept. 11	at Chicago	L	10-17	(58,186)
Sept. 18	MINNESOTA	L	16-19 OT	(57,567)
Sept. 25	CINCINNATI	L	17-23	(56,023)
Oct. 2	at Green Bay	L	14-55	(54,272)
Oct. 9	at Dallas	L	24-27 OT	(63,308)
Oct. 16	ST. LOUIS	L	27-34	(48,224)
Oct. 23	NEW ORLEANS	L	21-24	(48,242)
Oct. 30	at Pittsburgh	L	12-17	(57,648)
Nov. 6	at Minnesota	W	17-12	(59,239)
Nov. 13	at Cleveland	L	0-20	(56,091)
Nov. 20	CHICAGO	L	0-27	(36,816)
Nov. 27	HOUSTON	W	33-24	(38,625)
Dec. 4	at San Francisco	L	21-35	(49,773)
Dec. 12	GREEN BAY	L	9-12 OT	(50,763)
Dec. 18	at Detroit	L	20-23	(78,392)

1984

Head Coach: John McKay

Preseason (3-2)

July 28	Seattle (Canton, OH)	L	0-38	(22,250)
Aug. 4	HOUSTON	W	30-17	(32,774)
Aug. 11	CINCINNATI	W	21-13	(33,588)
Aug. 18	at Atlanta	L	21-52	(29,610)
Aug. 24	MIAMI	W	14-13	(53,023)

Won 6, Lost 10 Third - Central Division (NFC)

Sept. 2	at Chicago	L	14-34	(58,789)
Sept. 9	at New Orleans	L	13-17	(54,686)
Sept. 16	DETROIT	W	21-17	(44,560)
Sept. 23	at N.Y. Giants	L	14-17	(72,650)
Sept. 30	GREEN BAY	W	30-27 OT	(44,487)
Oct. 7	MINNESOTA	W	35-31	(47,405)
Oct. 14	at Detroit	L	7-13 OT	(44,308)
Oct. 21	CHICAGO	L	9-44	(60,003)
Oct. 28	at Kansas City	L	20-24	(41,710)
Nov. 4	at Minnesota	L	24-27	(54,949)
Nov. 11	N.Y. GIANTS	W	20-17	(46,534)
Nov. 18	at San Francisco	L	17-24	(57,704)
Nov. 25	L.A. RAMS	L	33-34	(42,242)
Dec. 2	at Green Bay	L	14-27	(46,800)
Dec. 9	ATLANTA	W	23-6	(33,808)
Dec. 16	N.Y. JETS	W	41-21	(43,817)

1985

Head Coach: Leeman Bennett

Preseason (1-3)

Aug. 10	PITTSBURGH	L	27-42	(47,447)
Aug. 17	ATLANTA	L	17-23	(34,040)
Aug. 24	at New Orleans	W	14-10	(49,337)
Aug. 30	WASHINGTON	L	7-20	(33,640)



HISTORY

Won 2, Lost 14		Fifth - Central Division (NFC)	
Sept. 8	at Chicago	L	28-38 (57,828)
Sept. 15	MINNESOTA	L	16-31 (46,188)
Sept. 22	at New Orleans	L	13-20 (45,320)
Sept. 29	at Detroit	L	9-30 (45,023)
Oct. 6	CHICAGO	L	19-27 (51,795)
Oct. 13	L.A. RAMS	L	27-31 (39,607)
Oct. 20	at Miami	L	38-41 (62,335)
Oct. 27	NEW ENGLAND	L	14-32 (34,661)
Nov. 3	at N.Y. Giants	L	20-22 (72,031)
Nov. 10	ST. LOUIS	W	16-0 (34,736)
Nov. 17	at N.Y. Jets	L	28-62 (65,344)
Nov. 24	DETROIT	W	19-16 OT (43,471)
Dec. 1	at Green Bay	L	0-21 (19,856)
Dec. 8	at Minnesota	L	7-26 (51,593)
Dec. 15	INDIANAPOLIS	L	23-31 (25,577)
Dec. 22	GREEN BAY	L	17-20 (33,992)

1986

Head Coach: Leeman Bennett

Preseason (0-4)	
Aug. 9	ST. LOUIS L 10-26 (31,550)
Aug. 16	ATLANTA L 17-20 (28,797)
Aug. 23	WASHINGTON L 13-21 (45,136)
Aug. 29	at Miami L 3-21 (45,766)

Won 2, Lost 14		Fifth - Central Division (NFC)	
Sept. 7	SAN FRANCISCO	L	7-31 (50,780)
Sept. 14	MINNESOTA	L	10-23 (34,579)
Sept. 21	at Detroit	W	24-20 (38,453)
Sept. 28	ATLANTA	L	20-23 OT (38,950)
Oct. 5	at L.A. Rams	L	20-26 OT (50,585)
Oct. 12	ST. LOUIS	L	19-30 (33,307)
Oct. 19	at New Orleans	L	7-38 (43,355)
Oct. 26	at Kansas City	L	20-27 (36,230)
Nov. 2	BUFFALO	W	34-28 (32,806)
Nov. 9	CHICAGO	L	3-23 (70,097)
Nov. 16	at Green Bay (Milwaukee)	L	7-31 (48,271)
Nov. 23	DETROIT	L	17-38 (30,029)
Nov. 30	at Minnesota	L	13-45 (56,235)
Dec. 7	at Chicago	L	14-48 (52,746)
Dec. 14	GREEN BAY	L	7-21 (30,099)
Dec. 21	at St. Louis	L	17-21 (23,957)

1987

Head Coach: Ray Perkins

Preseason (2-2)	
Aug. 15	CINCINNATI L 30-31 (52,747)
Aug. 22	N.Y. JETS W 29-27 (56,598)
Aug. 29	WASHINGTON W 17-10 (63,845)
Sept. 5	at Indianapolis L 16-23 (50,111)

Won 4, Lost 11		Fourth (Tied) - Central Division (NFC)	
Sept. 13	ATLANTA	W	48-10 (51,250)
Sept. 20	at Chicago	L	3-20 (63,551)
Oct. 4	at Detroit	W	31-27 (4,919)
Oct. 11	SAN DIEGO	L	13-17 (23,873)
Oct. 18	MINNESOTA	W	20-10 (20,850)
Oct. 25	CHICAGO	L	26-27 (70,747)
Nov. 1	at Green Bay (Milwaukee)	W	23-17 (50,308)
Nov. 8	at St. Louis	L	28-31 (22,449)

Nov. 15	at Minnesota	L	17-23 (48,605)
Nov. 22	SAN FRANCISCO	L	10-24 (63,211)
Nov. 29	at L.A. Rams	L	3-35 (45,188)
Dec. 6	at New Orleans	L	34-44 (66,471)
Dec. 13	DETROIT	L	10-20 (41,699)
Dec. 20	ST. LOUIS	L	14-31 (32,046)
Dec. 27	at Indianapolis	L	6-24 (60,468)

1988

Head Coach: Ray Perkins

Preseason (0-4)	
Aug. 6	INDIANAPOLIS L 7-20 (44,258)
Aug. 13	CLEVELAND L 3-23 (50,074)
Aug. 20	at Atlanta L 14-19 (18,141)
Aug. 25	Buffalo (Nashville) L 7-14 (20,600)

Won 5, Lost 11		Third - Central Division (NFC)	
Sept. 4	PHILADELPHIA	L	14-41 (43,502)
Sept. 11	at Green Bay	W	13-10 (52,584)
Sept. 18	PHOENIX	L	24-30 (35,034)
Sept. 25	at New Orleans	L	9-13 (66,671)
Oct. 2	GREEN BAY	W	27-24 (40,003)
Oct. 9	at Minnesota	L	13-14 (55,274)
Oct. 16	at Indianapolis	L	31-35 (53,135)
Oct. 23	MINNESOTA	L	20-49 (48,020)
Oct. 30	MIAMI	L	14-17 (67,352)
Nov. 6	at Chicago	L	10-28 (56,892)
Nov. 13	at Detroit	W	23-20 (25,956)
Nov. 20	CHICAGO	L	15-27 (67,070)
Nov. 27	at Atlanta	L	10-17 (14,020)
Dec. 4	BUFFALO	W	10-5 (49,498)
Dec. 11	at New England	L	7-10 OT (39,889)
Dec. 18	DETROIT	W	21-10 (37,778)

1989

Head Coach: Ray Perkins

Preseason (3-1)	
Aug. 12	HOUSTON W 41-23 (37,830)
Aug. 19	ATLANTA W 27-0 (28,330)
Aug. 26	at Indianapolis L 0-30 (54,750)
Sept. 2	at Cleveland W 27-10 (62,486)

Won 5, Lost 11		Fifth - Central Division (NFC)	
Sept. 10	at Green Bay	W	23-21 (55,650)
Sept. 17	SAN FRANCISCO	L	16-20 (64,087)
Sept. 24	NEW ORLEANS	W	20-10 (44,053)
Oct. 1	at Minnesota	L	3-17 (54,817)
Oct. 8	CHICAGO	W	42-35 (72,077)
Oct. 15	DETROIT	L	16-17 (46,225)
Oct. 22	at Washington	L	28-32 (52,862)
Oct. 29	at Cincinnati	L	23-56 (57,225)
Nov. 5	CLEVELAND	L	31-42 (69,162)
Nov. 12	MINNESOTA	L	10-24 (56,271)
Nov. 19	at Chicago	W	32-31 (63,826)
Nov. 26	at Phoenix	W	14-13 (33,297)
Dec. 3	GREEN BAY	L	16-17 (58,120)
Dec. 10	at Houston	L	17-20 (54,532)
Dec. 17	at Detroit	L	7-33 (40,362)
Dec. 24	PITTSBURGH	L	22-31 (29,690)

1990

Head Coach: Ray Perkins (13 Games)
Richard Williamson (3 Games)

Preseason (3-1)

Aug. 11	CINCINNATI	W	30-17	(51,014)
Aug. 18	New England (Jacksonville)	W	44-10	(51,066)
Aug. 24	at Seattle	L	3-10	(52,301)
Aug. 30	N.Y. JETS	W	23-14	(40,118)

Won 6, Lost 10 Second (Tied) - Central Division (NFC)

Sept. 9	at Detroit	W	38-21	(54,728)
Sept. 16	L.A. RAMS	L	14-35	(59,705)
Sept. 23	DETROIT	W	23-20	(55,075)
Sept. 30	at Minnesota	W	23-20 OT	(54,462)
Oct. 7	at Dallas	L	10-14	(60,076)
Oct. 14	GREEN BAY	W	26-14	(67,472)
Oct. 21	DALLAS	L	13-17	(68,315)
Oct. 28	at San Diego	L	10-41	(40,653)
Nov. 4	CHICAGO	L	6-26	(68,555)
Nov. 11	at New Orleans	L	7-35	(67,865)
Nov. 18	at San Francisco	L	7-31	(62,221)
Nov. 25	at Green Bay (Mil)	L	10-20	(53,677)
Dec. 2	ATLANTA	W	23-17	(42,839)
Dec. 16	MINNESOTA	W	26-13	(47,272)
Dec. 23	at Chicago	L	14-27	(46,456)
Dec. 30	N.Y. JETS	L	14-16	(46,543)

1991

Head Coach: Richard Williamson

Preseason (3-1)

Aug. 5	at Cleveland	W	23-10	(64,753)
Aug. 10	MIAMI	L	13-29	(51,387)
Aug. 17	at Atlanta	W	12-7	(41,983)
Aug. 23	KANSAS CITY	W	20-7	(33,996)

Won 3, Lost 13 Fifth - Central Division (NFC)

Sept. 1	at N.Y. Jets	L	13-16	(61,204)
Sept. 8	CHICAGO	L	20-21	(65,625)
Sept. 15	at Green Bay	L	13-15	(58,114)
Sept. 22	BUFFALO	L	10-17	(57,323)
Sept. 29	at Detroit	L	3-31	(48,784)
Oct. 6	PHILADELPHIA	W	14-13	(41,219)
Oct. 20	at New Orleans	L	7-23	(68,591)
Oct. 27	GREEN BAY	L	0-27	(40,275)
Nov. 3	at Minnesota	L	13-28	(35,737)
Nov. 10	DETROIT	W	30-21	(37,742)
Nov. 17	at Atlanta	L	7-43	(41,274)
Nov. 24	N.Y. GIANTS	L	14-21	(63,698)
Dec. 1	at Miami	L	14-33	(51,036)
Dec. 8	MINNESOTA	L	24-26	(41,091)
Dec. 14	at Chicago	L	0-27	(54,719)
Dec. 22	INDIANAPOLIS	W	17-3	(28,043)

1992

Head Coach: Sam Wyche

Preseason (1-3)

Aug. 8	at Denver	L	10-31	(66,521)
Aug. 15	ATLANTA	W	40-28	(37,881)
Aug. 22	at Miami	L	7-22	(42,136)
Aug. 28	CLEVELAND	L	3-24	(40,883)

Won 5, Lost 11 Third (Tied) - Central Division (NFC)

Sept. 6	PHOENIX	W	23-7	(41,315)
Sept. 13	GREEN BAY	W	31-3	(50,051)
Sept. 20	at Minnesota	L	20-26	(48,113)
Sept. 27	at Detroit	W	27-23	(51,374)
Oct. 4	INDIANAPOLIS	L	14-24	(56,585)
Oct. 18	at Chicago	L	14-31	(61,412)
Oct. 25	DETROIT	L	7-38	(53,995)
Nov. 1	at New Orleans	L	21-23	(68,591)
Nov. 8	MINNESOTA	L	7-35	(49,095)
Nov. 15	CHICAGO	W	20-17	(69,102)
Nov. 22	at San Diego	L	14-29	(43,197)
Nov. 29	at Green Bay (Milwaukee)	L	14-19	(52,347)
Dec. 6	L.A. RAMS	L	27-31	(38,387)
Dec. 13	ATLANTA	L	7-35	(39,056)
Dec. 19	at San Francisco	L	14-21	(60,519)
Dec. 27	at Phoenix	W	7-3	(29,645)

1993

Head Coach: Sam Wyche

Preseason (2-2)

Aug. 7	DENVER	L	7-23	(38,020)
Aug. 14	at Atlanta	L	10-20	(49,108)
Aug. 21	Buffalo (Orlando)	W	32-12	(37,125)
Aug. 27	CLEVELAND	W	23-20	(41,769)

Won 5, Lost 11 Fifth - Central Division (NFC)

Sept. 5	KANSAS CITY	L	3-27	(63,378)
Sept. 12	at N.Y. Giants	L	7-23	(75,891)
Sept. 26	at Chicago	L	17-47	(58,329)
Oct. 3	DETROIT	W	27-10	(40,794)
Oct. 10	at Minnesota	L	0-15	(53,562)
Oct. 24	GREEN BAY	L	14-37	(47,354)
Oct. 31	at Atlanta	W	31-24	(50,647)
Nov. 7	at Detroit	L	0-23	(65,295)
Nov. 14	SAN FRANCISCO	L	21-45	(43,835)
Nov. 21	MINNESOTA	W	23-10	(40,848)
Nov. 28	at Green Bay	L	10-13	(56,995)
Dec. 5	WASHINGTON	L	17-23	(49,035)
Dec. 12	CHICAGO	W	13-10	(56,667)
Dec. 19	at L.A. Raiders	L	20-27	(40,532)
Dec. 26	at Denver	W	17-10	(73,434)
Jan. 2	SAN DIEGO	L	17-32	(35,587)

1994

Head Coach: Sam Wyche

Preseason (2-2)

Aug. 6	CINCINNATI	W	17-16	(34,106)
Aug. 13	at Seattle	L	6-29	(43,633)
Aug. 20	at Miami	W	29-14	(51,242)
Aug. 26	N.Y. JETS	L	9-10	(36,488)

Won 6, Lost 10 Fifth - Central Division (NFC)

Sept. 4	at Chicago	L	9-21	(61,844)
Sept. 11	INDIANAPOLIS	W	24-10	(36,631)
Sept. 18	NEW ORLEANS	L	7-9	(45,522)
Sept. 25	at Green Bay	L	3-30	(58,551)
Oct. 2	DETROIT	W	24-14	(38,012)
Oct. 9	at Atlanta	L	13-34	(52,633)
Oct. 23	at San Francisco	L	16-41	(62,741)
Oct. 30	MINNESOTA	L	13-36	(42,110)
Nov. 6	CHICAGO	L	6-20	(60,821)



HISTORY

Nov. 13	at Detroit	L	9-14	(50,814)
Nov. 20	at Seattle	L	21-22	(37,466)
Nov. 27	at Minnesota	W	20-17 OT	(47,259)
Dec. 4	WASHINGTON	W	26-21	(45,121)
Dec. 11	L.A. RAMS	W	24-14	(34,150)
Dec. 18	at Washington	W	17-14	(47,315)
Dec. 24	GREEN BAY	L	19-34	(65,076)

1995

Head Coach: Sam Wyche

Preseason (3-1)

Aug. 5	N.Y. JETS	L	3-9	(47,311)
Aug. 11	at Cincinnati	W	31-7	(46,374)
Aug. 19	PITTSBURGH	W	20-7	(52,783)
Aug. 25	Miami (Orlando)	W	24-17	(58,595)

Won 7, Lost 9 Fifth - Central Division (NFC)

Sept. 3	at Philadelphia	W	21-6	(66,266)
Sept. 10	at Cleveland	L	6-22	(61,083)
Sept. 17	CHICAGO	L	6-25	(71,507)
Sept. 24	WASHINGTON	W	14-6	(49,234)
Oct. 1	at Carolina	W	20-13	(50,076)
Oct. 8	CINCINNATI	W	19-16	(41,732)
Oct. 15	MINNESOTA	W	20-17 OT	(55,703)
Oct. 22	ATLANTA	L	21-24	(66,135)
Oct. 29	at Houston	L	7-19	(31,489)
Nov. 12	at Detroit	L	24-27	(60,644)
Nov. 19	JACKSONVILLE	W	17-16	(71,629)
Nov. 26	at Green Bay	L	13-35	(59,218)
Dec. 3	at Minnesota	L	17-31	(52,879)
Dec. 10	GREEN BAY	W	13-10 OT	(67,557)
Dec. 17	at Chicago	L	10-31	(49,475)
Dec. 23	DETROIT	L	10-37	(50,049)

1996

Head Coach: Tony Dungy

Preseason (1-3)

Aug. 3	at Miami	L	10-13	(51,141)
Aug. 10	ATLANTA	W	16-0	(32,855)
Aug. 17	at Pittsburgh	L	3-13	(50,522)
Aug. 23	MIAMI	L	7-19	(40,137)

Won 6, Lost 10 Fourth - Central Division (NFC)

Sept. 1	GREEN BAY	L	3-34	(54,102)
Sept. 8	at Detroit	L	6-21	(54,229)
Sept. 15	at Denver	L	23-27	(71,535)
Sept. 22	SEATTLE	L	13-17	(30,212)
Sept. 29	DETROIT	L	0-27	(34,961)
Oct. 13	MINNESOTA	W	24-13	(32,175)
Oct. 20	at Arizona	L	9-13	(27,738)
Oct. 27	at Green Bay	L	7-13	(60,627)
Nov. 3	at Chicago	L	10-13	(58,727)
Nov. 10	OAKLAND	W	20-17 OT	(45,392)
Nov. 17	at San Diego	W	25-17	(57,526)
Nov. 24	NEW ORLEANS	W	13-7	(40,203)
Dec. 1	at Carolina	L	0-24	(57,623)
Dec. 8	WASHINGTON	W	24-10	(44,733)
Dec. 15	at Minnesota	L	10-21	(49,302)
Dec. 22	CHICAGO	W	34-19	(51,572)

1997

Head Coach: Tony Dungy

Preseason (1-3)

Aug. 2	WASHINGTON	L	8-20	(41,360)
Aug. 9	at Atlanta	L	12-17	(34,219)
Aug. 16	MIAMI	W	24-10	(35,024)
Aug. 22	N.Y. Jets	L	9-15 OT	(21,342)
	(Orlando)			

Won 10, Lost 6 Second - Central Division (NFC)

Aug. 31	SAN FRANCISCO	W	13-6	(62,554)
Sept. 7	at Detroit	W	24-17	(58,234)
Sept. 14	at Minnesota	W	28-14	(63,697)
Sept. 21	MIAMI	W	31-21	(73,314)
Sept. 28	ARIZONA	W	19-18	(53,804)
Oct. 5	at Green Bay	L	16-21	(60,100)
Oct. 12	DETROIT	L	9-27	(72,095)
Oct. 26	MINNESOTA	L	6-10	(66,815)
Nov. 2	at Indianapolis	W	31-28	(58,512)
Nov. 9	at Atlanta	W	31-10	(46,018)
Nov. 16	NEW ENGLAND	W	27-7	(70,479)
Nov. 23	at Chicago	L	7-13	(43,955)
Nov. 30	at N.Y. Giants	W	20-8	(68,678)
Dec. 7	GREEN BAY	L	6-17	(73,523)
Dec. 14	at N.Y. Jets	L	0-31	(60,122)
Dec. 21	CHICAGO	W	31-15	(70,930)

NFC WILD CARD PLAYOFF GAME

Dec. 28	DETROIT	W	20-10	(73,361)
---------	---------	---	-------	----------

NFC DIVISIONAL PLAYOFF GAME

Jan. 4	at Green Bay	L	7-21	(60,327)
--------	--------------	---	------	----------

1998

Head Coach: Tony Dungy

Preseason (2-3)

Aug. 1	vs Pittsburgh (Canton, OH)	W	30-6	(23,875)
Aug. 8	vs Kansas City (Norman, OK)	L	13-17	(43,657)
Aug. 13	at Miami	L	13-14	(59,184)
Aug. 24	at Oakland	W	41-7	(32,017)
Aug. 28	at New Orleans	L	6-10	(43,774)

Won 8, Lost 8 Third - Central Division (NFC)

Sept. 6	at Minnesota	L	7-31	(62,538)
Sept. 13	at Green Bay	L	15-23	(60,124)
Sept. 20	CHICAGO	W	27-15	(64,328)
Sept. 28	at Detroit	L	6-27	(74,724)
Oct. 4	N.Y. GIANTS	W	20-3	(64,989)
Oct. 18	CAROLINA	W	16-13	(63,600)
Oct. 25	at New Orleans	L	3-9	(62,695)
Nov. 1	MINNESOTA	W	27-24	(64,979)
Nov. 8	TENNESSEE	L	22-31	(65,054)
Nov. 15	at Jacksonville	L	24-29	(72,974)
Nov. 22	DETROIT	L	25-28	(64,265)
Nov. 29	at Chicago	W	31-17	(51,938)
Dec. 7	GREEN BAY	W	24-22	(65,497)
Dec. 13	PITTSBURGH	W	16-3	(65,335)
Dec. 19	at Washington	L	16-20	(66,309)
Dec. 27	at Cincinnati	W	35-0	(49,826)

1999

Head Coach: Tony Dungy

Preseason (4-0)

Aug. 14	CLEVELAND	W	30-3	(63,963)
Aug. 21	at Kansas City	W	17-7	(76,292)
Aug. 28	NEW ENGLAND	W	45-14	(64,092)
Sept. 3	at Washington	W	16-13	(63,722)

Won 11, Lost 5

First - Central Division (NFC)

Sept. 12**	N.Y. GIANTS	L	13-17	(65,026)
Sept. 19	at Philadelphia	W	19-5	(64,285)
Sept. 26**	DENVER	W	13-10	(65,297)
Oct. 3	at Minnesota	L	14-21	(64,106)
Oct. 10	at Green Bay	L	23-26	(59,868)
Oct. 24**	CHICAGO	W	6-3	(65,283)
Oct. 31	at Detroit	L	3-20	(63,135)
Nov. 7	at New Orleans	W	31-16	(47,129)
Nov. 14**	KANSAS CITY	W	17-10	(64,927)
Nov. 21**	ATLANTA	W	19-10	(65,158)
Nov. 28	at Seattle	W	16-3	(66,314)
Dec. 6**	MINNESOTA	W	24-17	(65,741)
Dec. 12**	DETROIT	W	23-16	(65,536)
Dec. 19	at Oakland	L	0-45	(46,395)
Dec. 26**	GREEN BAY	W	29-10	(65,723)
Jan. 2	at Chicago	W	20-6	(66,944)

NFC DIVISIONAL PLAYOFF GAME

Jan. 15**	WASHINGTON	W	14-13	(65,835)
-----------	------------	---	-------	----------

NFC CHAMPIONSHIP GAME

Jan. 23	at St. Louis	L	6-11	(66,496)
---------	--------------	---	------	----------

2000

Head Coach: Tony Dungy

Preseason (3-1)

Aug. 4	WASHINGTON	W	13-12	(65,003)
Aug. 10	at Miami	L	13-15	(58,703)
Aug. 20	at New England	W	31-21	(60,292)
Aug. 25	KANSAS CITY	W	37-14	(64,267)

Won 10, Lost 6

Second - Central Division (NFC)

Sept. 3	at New England	W	21-16	(60,292)
Sept. 10**	CHICAGO	W	41-0	(65,569)
Sept. 17	at Detroit	W	31-10	(76,928)
Sept. 24**	NEW YORK JETS	L	17-21	(65,619)
Oct. 1	at Washington	L	17-20 (OT)	(83,532)
Oct. 9	at Minnesota	L	23-30	(64,162)
Oct. 19**	DETROIT	L	14-28	(65,557)
Oct. 29**	MINNESOTA	W	41-13	(65,589)
Nov. 5	at Atlanta	W	27-14	(70,097)
Nov. 12**	GREEN BAY	W	20-15	(65,621)
Nov. 19	at Chicago	L	10-13	(66,944)
Nov. 26**	BUFFALO	W	31-17	(65,546)
Dec. 3**	DALLAS	W	27-7	(65,621)
Dec. 10	at Miami	W	16-13	(74,307)
Dec. 18**	ST. LOUIS	W	38-35	(65,653)
Dec. 24	at Green Bay	L	14-17 (OT)	(59,692)

NFC WILD CARD PLAYOFF GAME

Dec. 31	at Philadelphia	L	3-21	(65,813)
---------	-----------------	---	------	----------

•Sellout

••Sellout 72 hours prior to kickoff

REGULAR SEASON WIN-LOSS SUMMARY

OPPONENT	W	L	T	PCT	PF	PA	HOME	ROAD	LONG WIN STRK	LONG LOSS STRK	CURRENT STRK
Arizona *	7	7	0	.500	254	248	5-4	2-3	3	5	W1
Atlanta	9	8	0	.529	332	333	6-4	3-4	3	2	W3
Baltimore	0	0	0	—	—	—	0-0	0-0	—	—	—
Buffalo	5	2	0	.714	149	111	5-2	0-0	4	1	W1
Carolina	2	1	0	.667	36	50	1-0	1-1	1	1	W1
Chicago	15	31	0	.326	706	1011	11-13	4-18	6	12	L1
Cincinnati	3	3	0	.500	111	128	1-1	2-2	2	2	W2
Cleveland	0	5	0	.000	71	142	0-3	0-2	—	5	L5
Dallas	1	6	0	.143	107	130	1-1	0-5	1	6	W1
Denver	2	3	0	.400	73	119	1-1	1-2	1	2	W1
Detroit	20	26	0	.435	767	989	11-12	9-14	3	5	L1
Green Bay	16	27	1	.375	664	854	10-11-1	6-16	4	6	L1
Indianapolis **	4	5	0	.444	192	223	2-2	2-3	2	3	W2
Jacksonville	1	1	0	.500	41	45	1-0	0-1	1	1	L1
Kansas City	3	5	0	.375	122	148	2-2	1-3	2	4	W1
Miami	3	4	0	.429	156	165	2-2	1-2	2	3	W2
Minnesota	16	30	0	.348	772	1009	10-13	6-17	2	5	W1
New England	2	3	0	.400	83	96	1-2	1-1	2	3	W2
New Orleans	6	13	0	.316	307	385	2-4	4-9	2	6	W1
N.Y. Giants	5	9	0	.357	230	207	4-4	1-5	2	4	L1
N.Y. Jets	1	7	0	.123	130	233	1-2	0-5	1	5	L5
Oakland ***	1	4	0	.200	72	156	1-0	0-4	1	3	L1
Philadelphia	3	3	0	.500	81	98	1-1	2-2	3	3	W3
Pittsburgh	1	4	0	.200	71	117	1-2	0-2	1	4	W1
St. Louis ****	4	8	0	.333	240	313	4-4	0-4	2	6	W2
San Diego	1	6	0	.143	102	183	0-4	1-2	1	6	W1
San Francisco	2	12	0	.143	186	350	1-4	1-8	1	9	W1
Seattle	1	4	0	.200	83	85	0-2	1-2	1	4	W1
Tennessee *****	1	5	0	.167	93	134	1-1	0-4	1	3	L3
Washington	4	6	0	.400	172	177	3-3	1-3	4	4	L2

* Franchise known as Phoenix Cardinals 1988-93; located in St. Louis prior to 1988

** Franchise located in Baltimore prior to 1984

*** Franchise located in Los Angeles from 1982-94

**** Franchise located in Los Angeles prior to 1995

***** Franchise located in Houston prior to 1997



POSTSEASON WIN-LOSS SUMMARY

OPPONENT	W	L	T	PCT.	PF	PA	HOME REC.	ROAD REC.	LONG WIN STR.	LONG LOSS STR.
Dallas	0	2	0	.000	17	68	0-0	0-2	—	2
Detroit	1	0	0	1.000	20	10	1-0	0-0	1	—
Green Bay	0	1	0	.000	7	21	0-0	0-1	—	1
Philadelphia	1	1	0	.500	27	38	1-0	0-1	1	1
St. Louis ****	0	2	0	.000	6	20	0-1	0-1	—	2
Washington	1	0	0	1.000	14	13	1-0	0-0	1	—

TEAM BY TEAM RESULTS

ARIZONA ^

1977	Buccaneers, 17-7 (TB)
1981	Buccaneers, 20-10 (TB)
1983	Cardinals, 34-27 (TB)
1985	Buccaneers, 16-0 (TB)
1986	Cardinals, 30-19 (TB)
	Cardinals, 21-17 (STL)
1987	Cardinals, 31-28 (STL)
	Cardinals, 31-14 (TB)
1988	Cardinals, 30-24 (TB)
1989	Buccaneers, 14-13 (P)
1992	Buccaneers, 23-7 (TB)
	Buccaneers, 7-3 (P)
1996	Cardinals, 13-9 (A)
1997	Buccaneers, 19-18 (TB)

^ Franchise known as Phoenix Cardinals 1988-93; located in St. Louis prior to 1988

ATLANTA

1977	Falcons, 17-0 (TB)
1978	Buccaneers, 14-9 (TB)
1979	Falcons, 17-14 (A)
1981	Buccaneers, 24-23 (TB)
1984	Buccaneers, 23-6 (TB)
1986	Falcons, 23-20 (TB) *
1987	Buccaneers, 48-10 (TB)
1988	Falcons, 17-10 (A)
1990	Buccaneers, 23-17 (TB)
1991	Falcons, 43-7 (A)
1992	Falcons, 35-7 (TB)
1993	Buccaneers, 31-24 (A)
1994	Falcons, 34-13 (A)
1995	Falcons, 24-21 (TB)
1997	Buccaneers, 31-10 (A)
1999	Buccaneers, 19-10 (TB)
2000	Buccaneers, 27-14 (A)

* Overtime

BUFFALO

1976	Bills, 14-9 (TB)
1978	Buccaneers, 31-10 (TB)
1982	Buccaneers, 24-23 (TB)

1986	Buccaneers, 34-28 (TB)
1988	Buccaneers, 10-5 (TB)
1991	Bills, 17-10 (TB)
2000	Buccaneers, 31-17 (TB)

CAROLINA

1995	Buccaneers, 20-13 (C)
1996	Panthers, 24-0 (C)
1998	Buccaneers, 16-13 (TB)

CHICAGO

1977	Bears, 10-0 (TB)
1978	Buccaneers, 33-19 (TB)
	Bears, 14-3 (C)
1979	Buccaneers, 17-13 (C)
	Bears, 14-0 (TB)
1980	Bears, 23-0 (C)
	Bears, 14-13 (TB)
1981	Bears, 28-17 (C)
	Buccaneers, 20-10 (TB)
1982	Buccaneers, 26-23 (TB) *
1983	Bears, 17-10 (C)
	Bears, 27-0 (TB)
1984	Bears, 34-14 (C)
	Bears, 44-9 (TB)
1985	Bears, 38-28 (C)
	Bears, 27-19 (TB)
1986	Bears, 23-3 (TB)
	Bears, 48-14 (C)
1987	Bears, 20-3 (C)
	Bears, 27-26 (TB)
1988	Bears, 28-10 (C)
	Bears, 27-15 (TB)
1989	Buccaneers, 42-35 (TB)
	Buccaneers, 32-31 (C)
1990	Bears, 26-6 (TB)
	Bears, 27-14 (C)
1991	Bears, 21-20 (TB)
	Bears, 27-0 (C)
1992	Bears, 31-14 (C)
	Buccaneers, 20-17 (TB)
1993	Bears, 47-17 (C)
	Buccaneers, 13-10 (TB)

1994	Bears, 21-9 (C)
	Bears, 20-6 (TB)
1995	Bears, 25-6 (TB)
	Bears, 31-10 (C)
1996	Bears, 13-10 (C)
	Buccaneers, 34-19 (TB)
1997	Bears, 13-7 (C)
	Buccaneers, 31-15 (TB)
1998	Buccaneers, 27-15 (TB)
	Buccaneers, 31-17 (C)
1999	Buccaneers, 6-3 (TB)
	Buccaneers, 20-6 (C)
2000	Buccaneers, 41-0 (TB)
	Bears, 13-10 (C)

* Overtime

CINCINNATI

1976	Bengals, 21-0 (C)
1980	Buccaneers, 17-12 (C)
1983	Bengals, 23-17 (TB)
1989	Bengals, 56-23 (C)
1995	Buccaneers, 19-16 (TB)
1998	Buccaneers, 35-0 (C)

CLEVELAND

1976	Browns, 24-7 (TB)
1980	Browns, 34-27 (TB)
1983	Browns, 20-0 (C)
1989	Browns, 42-31 (TB)
1995	Browns, 22-6 (C)

DALLAS

1977	Cowboys, 23-7 (D)
1980	Cowboys, 28-17 (D)
1981	Cowboys, 38-0 (D) **
1982	Cowboys, 14-9 (D)
	Cowboys, 30-17 (D) **
1983	Cowboys, 27-24 (D) *
1990	Cowboys, 14-10 (D)
	Cowboys, 17-13 (TB)
2000	Buccaneers, 27-7 (TB)

* Overtime

** NFC Playoff Game

DENVER

- 1976 Broncos, 48-13 (D)
- 1981 Broncos, 24-7 (TB)
- 1993 Buccaneers, 17-10 (D)
- 1996 Broncos, 27-23 (D)
- 1999 Buccaneers, 13-10 (TB)

DETROIT

- 1977 Lions, 16-7 (D)
- 1978 Lions, 15-7 (TB)
- Lions, 34-23 (D)
- 1979 Buccaneers, 31-16 (TB)
- Buccaneers, 16-14 (D)
- 1980 Lions, 24-10 (TB)
- Lions, 27-14 (D)
- 1981 Buccaneers, 28-10 (TB)
- Buccaneers, 20-17 (D)
- 1982 Buccaneers, 23-21 (TB)
- 1983 Lions, 11-0 (TB)
- Lions, 23-20 (D)
- 1984 Buccaneers, 21-17 (TB)
- Lions, 13-7 (D) *
- 1985 Lions, 30-9 (D)
- Buccaneers, 19-16 (TB) *
- 1986 Buccaneers, 24-20 (D)
- Lions, 38-17 (TB)
- 1987 Buccaneers, 31-27 (D)
- Lions, 20-10 (TB)
- 1988 Buccaneers, 23-20 (D)
- Buccaneers, 21-10 (TB)
- 1989 Lions, 17-16 (TB)
- Lions, 33-7 (D)
- 1990 Buccaneers, 38-21 (D)
- Buccaneers, 23-20 (TB)
- 1991 Lions, 31-3 (D)
- Buccaneers, 30-21 (TB)
- 1992 Buccaneers, 27-23 (D)
- Lions, 38-7 (TB)
- 1993 Buccaneers, 27-10 (TB)
- Lions, 23-0 (D)
- 1994 Buccaneers, 24-14 (TB)
- Lions, 14-9 (D)
- 1995 Lions, 27-24 (D)
- Lions, 37-10 (TB)
- 1996 Lions, 21-6 (D)
- Lions, 27-0 (TB)
- 1997 Buccaneers, 24-17 (D)
- Lions, 27-9 (TB)
- Buccaneers, 20-10 (TB) **
- 1998 Lions, 27-6 (D)
- Lions, 28-25 (TB)
- 1999 Lions, 20-3 (D)
- Buccaneers, 23-16 (TB)
- 2000 Buccaneers, 31-10 (D)
- Lions, 28-14 (TB)

* Overtime

** NFC Wild Card Playoff Game

GREEN BAY

- 1977 Packers, 13-0 (TB)
- 1978 Packers, 9-7 (GB)

Packers, 17-7 (TB)

- 1979 Buccaneers, 21-10 (GB)
- Buccaneers, 21-3 (TB)
- 1980 Tie, 14-14 (TB) *
- Buccaneers, 20-17 (MIL)
- 1981 Buccaneers, 21-10 (GB)
- Buccaneers, 37-3 (TB)
- 1983 Packers, 55-14 (GB)
- Packers, 12-9 (TB) *
- 1984 Buccaneers, 30-27 (TB) *
- Packers, 27-14 (GB)
- 1985 Packers, 21-0 (GB)
- Packers, 20-17 (TB)
- 1986 Packers, 31-7 (MIL)
- Packers, 21-7 (GB)
- 1987 Buccaneers, 23-17 (MIL)
- 1988 Buccaneers, 13-10 (TB)
- Buccaneers, 27-24 (GB)
- 1989 Buccaneers, 23-21 (GB)
- Packers, 17-16 (TB)
- 1990 Buccaneers, 26-14 (TB)
- Packers, 20-10 (MIL)
- 1991 Packers, 15-13 (GB)
- Packers, 27-0 (TB)
- 1992 Buccaneers, 31-3 (TB)
- Packers, 19-14 (MIL)
- 1993 Packers, 37-14 (TB)
- Packers, 13-10 (GB)
- 1994 Packers, 30-3 (GB)
- Packers, 34-19 (TB)
- 1995 Packers, 35-13 (GB)
- Buccaneers, 13-10 (TB) *
- 1996 Packers, 34-3 (TB)
- Packers, 13-7 (GB)
- 1997 Packers, 21-16 (GB)
- Packers, 17-6 (TB)
- Packers, 21-7 (GB) **
- 1998 Packers, 23-15 (GB)
- Buccaneers, 24-22 (TB)
- 1999 Packers, 26-23 (GB)
- Buccaneers, 29-10 (TB)
- 2000 Buccaneers, 20-15 (TB)
- Packers, 17-14 (GB) *

* Overtime

** NFC Divisional Playoff Game

INDIANAPOLIS ^

- 1976 Colts, 42-17 (B)
- 1979 Buccaneers, 29-26 (B) *
- 1985 Colts, 31-23 (TB)
- 1987 Colts, 24-6 (I)
- 1988 Colts, 35-31 (I)
- 1991 Buccaneers, 17-3 (TB)
- 1992 Colts, 24-14 (TB)
- 1994 Buccaneers, 24-10 (TB)
- 1997 Buccaneers, 31-28 (I)

* Overtime

^ Franchise located in Baltimore prior to 1984

JACKSONVILLE

- 1995 Buccaneers, 17-16 (TB)
- 1998 Jaguars, 29-24 (J)

KANSAS CITY

- 1976 Chiefs, 28-19 (TB)
- 1978 Buccaneers, 30-13 (KC)
- 1979 Buccaneers, 3-0 (TB)
- 1981 Chiefs, 19-10 (KC)
- 1984 Chiefs, 24-20 (KC)
- 1986 Chiefs, 27-20 (KC)
- 1993 Chiefs, 27-3 (TB)
- 1999 Buccaneers, 17-10 (TB)

MIAMI

- 1976 Dolphins, 23-20 (TB)
- 1982 Buccaneers, 23-17 (TB)
- 1985 Dolphins, 41-38 (M)
- 1988 Dolphins, 17-14 (TB)
- 1991 Dolphins, 33-14 (M)
- 1997 Buccaneers, 31-21 (TB)
- 2000 Buccaneers, 16-13 (M)

MINNESOTA

- 1977 Vikings, 9-3 (TB)
- 1978 Buccaneers, 16-10 (M)
- Vikings, 24-7 (TB)
- 1979 Buccaneers, 12-10 (M)
- Vikings, 23-22 (TB)
- 1980 Vikings, 38-30 (M)
- Vikings, 21-10 (TB)
- 1981 Buccaneers, 21-13 (TB)
- Vikings, 25-10 (M)
- 1982 Vikings, 17-10 (M)
- 1983 Vikings, 19-16 (TB) *
- Buccaneers, 17-12 (M)
- 1984 Buccaneers, 35-31 (TB)
- Vikings, 27-24 (M)
- 1985 Vikings, 31-16 (TB)
- Vikings, 26-7 (M)
- 1986 Vikings, 23-10 (TB)
- Vikings, 45-13 (M)
- 1987 Buccaneers, 20-10 (TB)
- Vikings, 23-17 (M)
- 1988 Vikings, 14-13 (M)
- Vikings, 49-20 (TB)
- 1989 Vikings, 17-13 (M)
- Vikings, 24-10 (TB)
- 1990 Buccaneers, 23-20 (M) *
- Buccaneers, 26-13 (TB)
- 1991 Vikings, 28-13 (M)
- Vikings, 26-24 (TB)
- 1992 Vikings, 26-20 (M)
- Vikings, 35-7 (TB)
- 1993 Vikings, 15-0 (M)
- Buccaneers, 23-10 (TB)
- 1994 Vikings, 36-13 (TB)
- Buccaneers, 20-17 (M) *
- Buccaneers, 20-17 (TB) *
- 1995 Vikings, 31-17 (M)



- 1996 Buccaneers, 24-13 (TB)
Vikings, 21-10 (M)
- 1997 Buccaneers, 28-14 (M)
Vikings, 10-6 (TB)
- 1998 Vikings, 31-7 (M)
Buccaneers, 27-24 (TB)
- 1999 Vikings, 21-14 (M)
Buccaneers, 24-17 (TB)
- 2000 Vikings, 30-23 (M)
Buccaneers, 41-13 (TB)

* Overtime

NEW ENGLAND

- 1976 Patriots, 31-14 (TB)
- 1985 Patriots, 32-14 (TB)
- 1998 Patriots, 10-7 (NE) *
- 1997 Buccaneers, 27-7 (TB)
- 2000 Buccaneers, 21-16 (NE)

* Overtime

NEW ORLEANS

- 1977 Buccaneers, 33-14 (NO)
- 1978 Saints, 17-10 (TB)
- 1979 Saints, 42-14 (TB)
- 1981 Buccaneers, 31-14 (NO)
- 1982 Buccaneers, 13-10 (NO)
- 1983 Saints, 24-21 (TB)
- 1984 Saints, 17-13 (NO)
- 1985 Saints, 20-13 (NO)
- 1986 Saints, 38-7 (NO)
- 1987 Saints, 44-34 (NO)
- 1988 Saints, 13-9 (NO)
- 1989 Buccaneers, 20-10 (TB)
- 1990 Saints, 35-7 (NO)
- 1991 Saints, 23-7 (NO)
- 1992 Saints, 23-21 (NO)
- 1994 Saints, 9-7 (TB)
- 1996 Buccaneers, 13-7 (TB)
- 1998 Saints, 9-3 (NO)
- 1999 Buccaneers, 31-16 (NO)

NEW YORK GIANTS

- 1977 Giants, 10-0 (TB)
- 1978 Giants, 19-13 (TB)
Giants, 17-14 (NY)
- 1979 Giants, 17-14 (NY)
Buccaneers, 31-3 (TB)
- 1980 Buccaneers, 30-13 (TB)
- 1984 Giants, 17-14 (NY)
Buccaneers, 20-17 (TB)
- 1985 Giants, 22-20 (NY)
- 1991 Giants, 21-14 (TB)
- 1993 Giants, 23-7 (NY)
- 1997 Buccaneers, 20-8 (NY)
- 1998 Buccaneers, 20-3 (TB)
- 1999 Giants, 17-13 (TB)

NEW YORK JETS

- 1976 Jets, 34-0 (NY)
- 1982 Jets, 32-17 (NY)
- 1984 Buccaneers, 41-21 (TB)
- 1985 Jets, 62-28 (NY)
- 1990 Jets, 16-14 (TB)
- 1991 Jets, 16-13 (NY)
- 1997 Jets, 31-0 (NY)
- 2000 Jets, 21-17 (TB)

OAKLAND ^

- 1976 Raiders, 49-16 (O)
- 1981 Raiders, 18-16 (O)
- 1993 Raiders, 27-20 (LA)
- 1996 Buccaneers, 20-17 (TB) *
- 1999 Raiders, 45-0 (O)

* Overtime

^ Franchise located in Los Angeles from 1982-94

PHILADELPHIA

- 1977 Eagles, 13-3 (P)
- 1979 Buccaneers, 24-17 (TB) **
- 1981 Eagles, 20-10 (P)
- 1988 Eagles, 41-14 (TB)
- 1991 Buccaneers, 14-13 (TB)
- 1995 Buccaneers, 21-6 (P)
- 1999 Buccaneers, 19-5 (P)
- 2000 Eagles, 21-3 (P) ***

** NFC Divisional Playoff Game

*** NFC Wild Card Playoff Game

PITTSBURGH

- 1976 Steelers, 42-0 (P)
- 1980 Steelers, 24-21 (TB)
- 1983 Steelers, 17-12 (P)
- 1989 Steelers, 31-22 (TB)
- 1998 Buccaneers, 16-3 (TB)

ST. LOUIS ^

- 1977 Rams, 31-0 (LA)
- 1978 Rams, 26-23 (LA)
- 1979 Buccaneers, 21-6 (TB)
Rams, 9-0 (TB) **
- 1980 Buccaneers, 10-9 (TB)
- 1984 Rams, 34-33 (TB)
- 1985 Rams, 31-27 (TB)
- 1986 Rams, 26-20 (LA) *
- 1987 Rams, 35-3 (LA)
- 1990 Rams, 35-14 (TB)
- 1992 Rams, 31-27 (TB)
- 1994 Buccaneers, 24-14 (TB)
- 1999 Rams, 11-5 (STL) **
- 2000 Buccaneers, 38-35 (TB)

* Overtime

** NFC Championship Game

^ Franchise located in Los Angeles prior to 1995

SAN DIEGO

- 1976 Chargers, 23-0 (TB)
- 1981 Chargers, 24-23 (TB)
- 1987 Chargers, 17-13 (TB)
- 1990 Chargers, 41-10 (SD)
- 1992 Chargers, 29-14 (SD)
- 1993 Chargers, 32-17 (TB)
- 1996 Buccaneers, 25-17 (SD)

SAN FRANCISCO

- 1977 49ers, 20-10 (SF)
- 1978 49ers, 6-3 (SF)
- 1979 49ers, 23-7 (SF)
- 1980 Buccaneers, 24-23 (SF)
- 1983 49ers, 35-21 (SF)
- 1984 49ers, 24-17 (SF)
- 1986 49ers, 31-7 (TB)
- 1987 49ers, 24-10 (TB)
- 1989 49ers, 20-16 (TB)
- 1990 49ers, 31-7 (SF)
- 1992 49ers, 21-14 (SF)
- 1993 49ers, 45-21 (TB)
- 1994 49ers, 41-16 (SF)
- 1997 Buccaneers, 13-6 (TB)

SEATTLE

- 1976 Seahawks, 13-10 (TB)
- 1977 Seahawks, 30-23 (S)
- 1994 Seahawks, 22-21 (S)
- 1996 Seahawks, 17-13 (TB)
- 1999 Buccaneers, 16-3 (S)

TENNESSEE ^

- 1976 Oilers, 20-0 (H)
- 1980 Oilers, 20-14 (H)
- 1983 Buccaneers, 33-24 (TB)
- 1989 Oilers, 20-17 (H)
- 1995 Oilers, 19-7 (H)
- 1998 Oilers, 31-22 (TB)

^ Franchise located in Houston prior to 1997

WASHINGTON

- 1977 Redskins, 10-0 (TB)
- 1982 Redskins, 21-13 (TB)
- 1989 Redskins, 32-28 (W)
- 1993 Redskins, 23-17 (TB)
- 1994 Buccaneers, 26-21 (TB)
Buccaneers, 17-14 (W)
- 1995 Buccaneers, 14-6 (TB)
- 1996 Buccaneers, 24-10 (TB)
- 1998 Redskins, 20-16 (W)
- 1999 Buccaneers, 14-13 (TB) **
- 2000 Redskins, 20-17 (W) *

* Overtime

** NFC Divisional Playoff Game

BUCCANEERS IN OVERTIME

September 9, 1979 - Tampa Bay 29, at Baltimore 26: Colts win the toss. On Baltimore's third play from scrimmage, Buccaneer DE Randy Crowder sacks Colt QB Greg Landry, forcing a fumble that is recovered by DT Bill Kollar at the opposition's 14-yard line. PK Neil O'Donoghue kicks a 31-yard field goal on the next play to win the game at 1:41 of OT.

October 12, 1980 - at Tampa Bay 14, Green Bay 14: Packers win the toss. After the two teams exchange a pair of punts, Green Bay QB Lynn Dickey continues the most prolific passing day ever by a Buccaneer opponent (418 yards), guiding the Packers into Tampa Bay territory in the final minute of overtime. A 21-yard completion to WR Aundra Thompson helps Green Bay reach the Bucs' 18-yard line, but a 36-yard field goal attempt by PK Tom Birney sails wide right as time expires, resulting in the NFL's first tie since 1978.

January 2, 1983 - at Tampa Bay 26, Chicago 23: Bears win the toss. Chicago takes possession on its own 20 but gains just five yards as QB Jim McMahon is nearly sacked on successive plays. After a 35-yard punt, the Bucs take over on their own 40-yard line. RB James Wilder takes a pitch around the right end on the Bucs' first play and runs 47 yards to the Chicago 13. Two plays later, PK Bill Capece hits a 33-yard field goal at 3:14 of OT to send the Bucs into the playoffs.

September 18, 1983 - Minnesota 19, at Tampa Bay 16: Vikings win the toss. The Buccaneers force a Minnesota punt and take over on their own 47-yard line. QB Jack Thompson produces three first downs and leads the Bucs down to the Vikings' 15-yard line, but PK Bill Capece misses a 33-yard field goal. Minnesota RB Ricky Young turns a short pass into a 48-yard gain to the Buccaneer 27-yard line, setting up a 42-yard game-winning field goal by PK Benny Ricardo at 5:33 of OT.

October 9, 1983 - at Dallas 27, Tampa Bay 24: Cowboys win the toss. Dallas takes over on its own 10-yard line after the kickoff and reaches Buccaneer territory with a 46-yard pass from QB Danny White to RB Ron Springs. RB Tony Dorsett's 12-yard jaunt around end sets up a 50-yard field goal try by PK Rafael Septien. Septien's attempt falls short, but a roughing the kicker penalty sets up another try by the Cowboy kicker and he converts from 42 yards out at 4:38 of OT.

December 12, 1983 - Green Bay 12, at Tampa Bay 9: Packers win the toss. Green Bay keeps the ball on the ground in the opening drive with RBs Jessie Clark and Harlan Huckleby running for 43 of the 65 yards gained on the possession. A 20-yard sweep by Huckleby down to Tampa Bay's seven-yard line sets up a game-winning chip of 23 yards by PK Jan Stenerud at 4:07 of OT.

September 30, 1984 - at Tampa Bay 30, Green Bay 27: Packers win the toss. After the teams trade punts, Green Bay begins at its own 27-yard line but is again forced to punt after three plays. A 16-yard Steve DeBerg pass to FB Adger Armstrong brings the Bucs down to the Packers' 17-yard line and, despite consecutive holding penalties, PK Obed Ariri connects on a 48-yard field goal at 10:38 of OT.

October 14, 1984 - at Detroit 13, Tampa Bay 7: Buccaneers win the toss. QB Steve DeBerg leads Tampa Bay into Detroit territory with completions of 10, 19 and 14 yards, but RB James Wilder fumbles at the Lions' 41-yard line (recovered by William Gay). On Detroit's fifth play, QB Gary Danielson hits WR Leonard Thompson in stride for a 37-yard TD at 4:34 of OT.

November 24, 1985 - Tampa Bay 19, Detroit 16: Lions win the toss. After forcing two three-and-out series by Detroit, Tampa Bay takes over at its own 38-yard line. After opening the drive with a 19-yard Steve Young completion, the Bucs run on nine straight plays, driving to the Detroit eight to set up a 24-yard field goal by Donald Igwebuike at 12:31 of OT.

September 28, 1986 - at Atlanta 23, Tampa Bay 20: Falcons win the toss. Neither team advances with its first possession, but the Falcons put together a 52-yard drive after taking a Buccaneer punt at their own 33-yard line, keyed by a 22-yard scamper by RB Cliff Austin on a draw play. PK Mick Luckhurst converts on a 34-yard field goal attempt to win the game at 12:35 of OT.

October 5, 1986 - at L.A. Rams 26, Tampa Bay 20: Rams win the toss. The Bucs lose their second overtime game in as many weeks on L.A.'s first possession as RB Eric Dickerson breaks a 42-yard touchdown run up the middle at 2:16 of OT.

December 11, 1988 - at New England 10, Tampa Bay 7: Buccaneers win the toss but elect to kick. Patriot QB Tony Eason opens New England's first possession with a 21-yard completion to WR Irving Fryar and follows three plays later with a 26-yard hookup with Fryar. Two short runs by FB John Stephens set up a 27-yard field goal by PK Jason Stautovskiy at 3:08 of OT.

September 30, 1990 - Tampa Bay 23, at Minnesota 20: Vikings win the toss. Minnesota drives to the Buccaneer 31, but former Buc PK Donald Igwebuike's 48-yard field goal try is wide left. After a Tampa Bay punt, CB Wayne Haddix picks off QB Rich Gannon's pass on the Vikings' next play and returns it to the Minnesota 26-yard line. RB Reggie Cobb runs up the middle for six yards to position the Bucs for a successful 36-yard field goal by PK Steve Christie at 9:11 of OT.



HISTORY

November 27, 1994 - Tampa Bay 20, at Minnesota 17: Buccaneers win the toss. Tampa Bay's initial drive opens with a 16-yard reception by WR Courtney Hawkins but stalls at the Vikings' 49-yard line. P Dan Stryzinski's punt is fielded at Minnesota's 18, but is nullified by a penalty. On the re-kick, Viking WR Eric Guliford muffs the punt at Minnesota's four-yard line where it is recovered by long-snapper Ed Brady. PK Michael Husted wins the game with a 22-yard field goal on the next play which came at 2:08 of OT.

October 15, 1995 - at Tampa Bay 20, Minnesota 17: Buccaneers win the toss. Minnesota forces a Tampa Bay punt and takes over on its own 48. QB Warren Moon drives the Vikings to the Buccaneer 35-yard line, but PK Fuad Reveiz misses a 53-yard field goal attempt. The Bucs' ensuing possession nearly ends on a fumble by TE Jackie Harris, but WR Lawrence Dawsey strips Viking S Orlando Thomas during the return and G Ian Beckles falls on the loose ball at the Viking 45. A 15-yard Trent Difer-to-Alvin Harper pass then positions the Bucs for PK Michael Husted's game-winning 51-yard field goal at 8:37 of OT.

December 10, 1995 - at Tampa Bay 13, Green Bay 10: Buccaneers win the toss. Trent Difer passes to TE Jackie Harris for nine yards and WR Horace Copeland for 23 yards, plus an eight-yard scamper by RB Errict Rhett moves Tampa Bay into Packer territory. Rhett is stopped for a loss of one on a third-and-one attempt from Green Bay's 28-yard

line, but PK Michael Husted kicks a 47-yard game-winning field goal on the next play at 11:14 of OT.

November 10, 1996 - at Tampa Bay 20, Oakland 17: Buccaneers win the toss. After a Tampa Bay punt, the Buc defense forces a Raider three-and-out and the home team gets the ball back at its own 39. Two big-gainers by rookie FB Mike Alstott, a 20-yard reception of a QB Trent Difer pass and a 10-yard run up the middle, position Tampa Bay at the Oakland five, from where PK Michael Husted kicks the game-winner, a 23-yarder with 3:11 remaining.

October 1, 2000 - at Washington 20, Tampa Bay 17: Redskins win the toss. The Buccaneer defense forces a Washington three-and-out, but Tampa Bay starts at its own 14-yard line. After Washington forces a three-and-out, Deion Sanders returns the punt 57 yards to the Tampa Bay eight-yard line. After three rushes by TB Stephen Davis, former Buccaneer K Michael Husted kicks a 20-yard field goal with 10:51 remaining for the victory.

December 24, 2000 - at Green Bay 17, Tampa Bay 14: Packers win the toss. Green Bay starts at its own 38 and uses nine plays to move the ball to the Tampa Bay four-yard line. On the drive, the Packers convert two third downs and K Ryan Longwell nails the game-winning 22-yard field goal with 8:29 left in overtime.

TOTALS

Won/Loss Record: 9-9-1 (6-2-1 home, 3-7 road)
Coin Toss Record: 6-13 (3-6 home, 3-7 road)

BUCCANEERS IN PRIME TIME

Thursday Night, 9/11/80 (ABC) - Tampa Bay 10, Los Angeles Rams 9: In a rematch of the 1979 NFC Championship Game, the Bucs exacted a small measure of revenge with a 10-9 win over the Rams before 66,576 at Tampa Stadium. Quarterback Doug Williams scored the game's only touchdown on a one-yard sneak with 57 seconds remaining to seal the victory. Despite yielding 360 total yards, the Bucs defense intercepted Rams quarterback Vince Ferragamo four times and held Los Angeles to just three Frank Corral field goals.

Monday Night, 10/6/80 (ABC) - Chicago 23, Tampa Bay 0: Chicago's defense held the Bucs to 147 total yards en route to a 23-0 Monday Night win before 61,350 at Soldier Field. The Bears held a 3-0 lead heading into the third quarter, when Tampa Bay quarterback Doug Williams hit tight end Jimmie Giles for an apparent touchdown. The play was nullified because of a penalty and the Bears' defense stiffened from there.

Monday Night, 11/29/82 (ABC) - Tampa Bay 23, Miami 17: The Bucs intercepted five passes to pick up their first win of the strike-shortened season,

a 23-17 triumph over Miami before 65,854 at Tampa Stadium. Tampa Bay led 23-10 late, when Dolphins quarterback Don Strock hit tight end Joe Rose on an 11-yard scoring strike to cut the Bucs lead to six with 34 seconds remaining. Miami recovered the ensuing onside kick, but cornerback Mike Washington intercepted Strock on the game's final play to secure the win.

Monday Night, 12/12/83 (ABC) - Green Bay 12, Tampa Bay 9 (OT): Veteran kicker Jan Stenerud booted a 23-yard field goal with 4:07 left in overtime to lift Green Bay to a 12-9 win over the Bucs before 50,763 at Tampa Stadium. Tampa Bay led 9-6 when kicker Bill Capece missed a 35-yard attempt with 2:49 remaining in regulation. The Packers then drove 65 yards to set up Stenerud for a 23-yarder that sent the game into overtime. The Bucs' defense - which surrendered 55 points to the Packers in their first meeting of the season - kept Green Bay out of the end zone but couldn't prevent the team's third overtime defeat of 1983.

Sunday Night, 9/23/90 (TNT) – Tampa Bay 23, Detroit 20: Vinny Testaverde hit running back John Harvey on a three-yard touchdown pass with 4:21 remaining to rally the Bucs past Detroit, 23-20, before 55,075 at Tampa Stadium. Testaverde completed 5 of 7 passes for 91 yards in the fourth quarter, as the Bucs erased their third deficit of the contest. Gary Anderson rushed for 71 yards and one touchdown.

Sunday Night, 12/8/91 (ESPN) – Minnesota 26, Tampa Bay 24: A valiant Bucs rally fell short as Minnesota escaped with a 26-24 win before 41,091 at Tampa Stadium. The Vikings jumped out to a 20-3 lead before Tampa Bay battled back behind Vinny Testaverde, who threw for a season-best 330 yards. Testaverde hit wide receiver Mark Carrier on a 21-yard scoring toss to cut the lead to two late in the fourth quarter, but the Bucs could pull no closer. Carrier totaled 110 yards on six catches.

Sunday Night, 12/6/92 (ESPN) – Los Angeles Rams 31, Tampa Bay 27: The Los Angeles Rams erased a 24-point halftime deficit to stun the Bucs 31-27 before 38,387 at Tampa Stadium. Tampa Bay jumped out to a 27-3 lead, thanks to two touchdown passes from Vinny Testaverde and a 26-yard fumble return on a kickoff by cornerback Roger Jones. But the Rams scored three touchdowns in an eight-minute span of the third quarter to close the gap to 27-24. Quarterback Jim Everett then hit tight end Pat Carter on an eight-yard scoring toss with six minutes left to cap the comeback.

Sunday Night, 11/21/93 (ESPN) – Tampa Bay 23, Minnesota 10: Bucs running back Vince Workman keyed a workman-like dismantling of Minnesota as Tampa Bay rolled to a 23-10 victory before 40,848 at Tampa Stadium. Workman rushed for 58 yards and one touchdown, adding seven catches for 65 yards in his first career start. The Vikings led 7-6 at halftime before cornerback Milton Mack returned a Sean Salisbury pass 27 yards for his first career touchdown. Workman sealed the win with a one-yard scoring plunge in the fourth quarter. The Bucs' offense did not commit a turnover for the first time all season, while the defense turned in its best effort of 1993, limiting Minnesota to 235 total yards.

Sunday Night, 11/13/94 (ESPN) – Detroit 14, Tampa Bay 9: Detroit running back Barry Sanders rushed for 237 yards, leading the Lions to a 14-9 win over the Bucs before 50,814 at the Silverdome. Tampa Bay marched to the Lions' one-yard line twice in the first half but could only muster a 3-0 halftime lead. Detroit regrouped in the second half as Sanders careened for 200 yards after the intermission. Michael Husted's third field goal cut the margin to five points in the fourth quarter, but Sanders sealed the win with a 48-yarder late in the game, enabling Detroit to run out the clock.

Sunday Night, 12/10/95 (ESPN) – Tampa Bay 13, Green Bay 10 (OT): Michael Husted nailed a 47-yard field goal 2:46 into overtime, vaulting the Bucs to a pulsating 13-10 win over the Green Bay Packers before 67,557 at Tampa Stadium. Earlier, Husted had tied the game at 10 with a 38-yard field goal. The Packers had a chance to win with eight seconds remaining in regulation, but Chris Jacke missed a 45-yarder wide left. Wide receiver Horace Copeland caught a career-high eight passes for 122 yards, including a 23-yarder that led to the Bucs' lone touchdown, a one-yard plunge by running back Jerry Ellison.

Sunday Night, 9/15/96 (TNT) – Denver 27, Tampa Bay 23: Denver quarterback John Elway engineered another of his patented fourth-quarter comebacks, rallying the Broncos past the Bucs 27-23 before 71,535 at Mile High Stadium. Elway directed a 14-play, 80-yard march, culminating with a three-yard touchdown run by Terrell Davis with 3:32 remaining. Earlier, Michael Husted had given the Bucs a 23-20 lead on a 28-yard field goal, set up by Derrick Brooks' first career interception. Tampa Bay running back Reggie Brooks ran for 114 yards, while tight end Jackie Harris paced the Bucs receiving corps with five catches for 96 yards.

Sunday Night, 9/21/97 (TNT) – Tampa Bay 31, Miami 21: The Bucs ran their record to 4-0 with an electrifying 31-21 win over Miami before 73,314 at Houlahan's Stadium. Tampa Bay rang up 357 yards on the Dolphins' defense while holding Miami to just 48 yards on the ground. Rookie running back Warrick Dunn – fresh off two straight 100-yard rushing outings – caught six passes for 106 yards, including a 58-yard touchdown catch. Meanwhile, fullback Mike Alstott rushed for 95 yards and caught two short scoring tosses from Trent Dilfer in the first half. Dilfer outdueled Miami's Dan Marino, completing 18 of 24 passes for 248 yards and a career-high four touchdowns.

Monday Night, 9/28/98 (ABC) – Detroit 27, Tampa Bay 6: Detroit made the Bucs' first Monday Night appearance in 15 years a sobering one, racing past Tampa Bay 27-6 before 74,724 at the Silverdome. Despite being doubled in total yardage (170-85) in the first half, Tampa Bay trailed just 6-3 as the third quarter opened. Bryant Westbrook then intercepted a Trent Dilfer pass and raced 34 yards for a score to give Detroit a 13-3 lead. Quarterback Charlie Batch added a one-yard scoring run before Michael Husted's 47-yard field goal closed the gap to 20-6. Cornerback Terry Fair returned the ensuing kickoff 105 yards for a touchdown to ice the contest.

Sunday Night, 11/8/98 (ESPN) – Tennessee 31, Tampa Bay 22: Quarterback Steve McNair raced 71 yards for a touchdown with 1:46 left, squelching a Bucs comeback and lifting Tennessee to a 31-22 win over Tampa Bay before 65,054 at Raymond James Stadium. Trent Dilfer connected with wide receiver Reidel Anthony on a 10-yard



HISTORY

scoring strike to pull the Bucs within 24-22, but misfired on the subsequent two-point conversion. Tampa Bay pressed the Oilers into a third-and-eight at their own 29 before McNair scampered to the end zone. The Bucs jumped out to a 16-3 halftime lead, but Tennessee stormed back behind running back Eddie George, who totaled 134 rushing yards.

Monday Night, 12/7/98 (ABC) – Tampa Bay 24, Green Bay 22: The Bucs ended a string of futility against Green Bay in style, beating the defending NFC champions 24-22 before 65,497 at Raymond James Stadium. Quarterback Trent Dilfer connected on two long scoring strikes in the first half – a 64-yarder to Jacques Green and a 62-yarder to Bert Emanuel – to give the Bucs a 14-6 halftime lead. Meanwhile, Tampa Bay's defense was suffocating, sacking quarterback Brett Favre eight times and forcing a team-record eight fumbles, recovering two. The Packers clawed to within two points with 2:20 remaining, but the Bucs then ran all but 24 seconds off the clock. Defensive tackle Brad Culpepper and Warren Sapp capped the sack parade by downing Favre on the last play of the game.

Sunday Night, 10/10/99 (ESPN) – Green Bay 26, Tampa Bay 23: QB Brett Favre hit WR Antonio Freeman on a 21-yard touchdown pass with 1:05 left, capping a wild fourth quarter and lifting the Packers to a 26-23 win over Tampa Bay before 59,868 at Lambeau Field. The Bucs fell behind 10-0 early, but rallied to take a 13-10 lead on a 16-yard touchdown pass from QB Trent Dilfer to RB Warrick Dunn and two field goals by Martin Gramatica. Ryan Longwell booted a 49-yarder to tie the score at the half. After the team traded field goals, Longwell hit from 43 yards to give Green Bay a 19-16 lead. But FB Mike Alstott scored on a 22-yard rumble with 1:45 remaining, giving the Bucs a 23-19 lead. Favre wasn't done, however, ushering Green Bay to the winning score in just 40 seconds. He threw for 390 yards on the night, the most ever against Tampa Bay in regulation.

Sunday Night, 10/31/99 (ESPN) – Detroit 20, Tampa Bay 3: For the second consecutive week, Tampa Bay's offense could not reach the end zone, resulting in a 20-3 loss to Detroit before 63,135 at the Silverdome. The Bucs rolled up 292 yards of total offense, besting the Lions by 36 yards. But one Tampa Bay fumble led to a Lions TD, while the other miscue prevented a seemingly certain Bucs TD. The team traded field goals before Detroit pinned the Bucs back at their goal line, forced an errant punt and took over at the Tampa Bay 36. Greg Hill's 27-yard scamper set up Sedrick Irvin for a two-yard TD run, lifting Detroit to a 10-3 lead. Two plays into the second half, it was 17-3. LB Chris Claiborne nailed QB Eric Zeier, forcing a fumble that LB Allen Aldridge returned 21 yards for a score. Hanson booted a late field goal to make it 20-3.

Monday Night, 12/6/99 (ABC) – Tampa Bay 24, Minnesota 17: The Bucs coupled a big-play defensive effort with some timely offense to rally for a 24-17 win over Minnesota before 65,741 at Raymond James Stadium. Tampa Bay jumped out on top on the third play of the game. CB Donnie Abraham blitzed from the left side, timed his jump perfectly and picked off a Jeff George pass. He raced 55 yards for a TD to give Tampa Bay a 7-0 lead. Martin Gramatica hit a 20-yard FG to push the lead to 10-0. But the Bucs coughed the ball up twice in the second quarter, leading to two Vikings touchdowns. Tampa Bay answered midway through the third quarter, when QB Shaun King – making his first NFL start — hit WR Jacques Green on a 29-yard scoring strike. After Minnesota muffed a punt, King found TE Dave Moore in the back of the end zone on a one-yard toss, giving Tampa Bay a 24-14 lead. Gary Anderson pulled Minnesota within seven points on a 34-yard FG, then George mounted one final charge. But a 4th and 19 pass from the Bucs 34 fell incomplete.

Monday Night, 10/9/00 (ABC) – Minnesota 30, Tampa Bay 23: For the second time in its last three games, Tampa Bay lost a fourth quarter lead as Minnesota rallied for a 30-23 victory before 64,162 at the Metrodome. The Bucs, who trailed for most of the game, took their first lead with 12:13 remaining in the game when CB Donnie Abraham returned a blocked field goal attempt 53 yards for a 23-20 Bucs lead. The block by DT Warren Sapp, his second in the last two weeks, gave Tampa Bay its first touchdown on a return of a blocked field goal since 1978. But the Vikings regained the lead on a 42-yard scoring pass from QB Daunte Culpepper to WR Randy Moss and then extended the edge to seven on a Gary Anderson field goal with 59 seconds left in the game. Tampa Bay reached the Viking 43-yard line, but QB Shaun King's "Hail Mary" pass on the final play of regulation fell incomplete in the end zone.

Thursday Night, 10/19/00 (ESPN) – Detroit 28, Tampa Bay 14: For the first time since 1996, Tampa Bay lost its fourth straight game as Detroit came back for a 28-14 victory before 65,557 fans at Raymond James Stadium. The Lions, who had trailed for most of the first half, scored 14 points in the final quarter on two short touchdown runs by James Stewart after K Martin Gramatica had tied the game at 14-14 with a career-long 55-yard FG. Gramatica, who tied his single-game mark with four field goals, connected on his first two and the Bucs added a safety after a blocked punt by LB Nate Webster for an 8-0 lead early in the second period. The two teams traded field goals, but Detroit evened the game at 11-11 just before the half on the first of Stewart's three TDs. Gramatica and Lions K Jason Hanson swapped field goals again after the break before Detroit took control in the final 13 minutes. DE Marcus Jones set a club record with four sacks and added a blocked field goal as the Bucs totaled seven quarterback sacks.

Monday Night, 12/18/00 (ABC) – Tampa Bay 38, St. Louis 35: RB Warrick Dunn scored his third rushing touchdown of the game with 48 seconds remaining as Tampa Bay rallied for a 38-35 win over St. Louis at Raymond James Stadium. After the Rams had stormed back from a 10-point deficit to grab a 35-31 lead, QB Shaun King drove the Bucs 80 yards on 13 plays for the game-winning score on a one-yard run by Dunn. S John Lynch sealed the victory with an interception of Rams QB Kurt Warner, his third of the game, with less than 30 seconds remaining. In a game that featured seven lead changes, Tampa Bay grabbed a 24-14 halftime lead, thanks to a two-yard score by Dunn and two scoring strikes from King to WR Keyshawn Johnson. Rams RB Marshall Faulk, who scored four touchdowns on the night, accounted for St. Louis first-half points with two rushing TDs. Faulk added a TD reception following the break to cut the lead to three, but Dunn broke free for a 52-yard run to

extend the edge to 31-21 and eclipse the 1,000-yard mark for the season. But the Rams responded with 14 straight points on Faulk's third rushing TD and a 72-yard score from Warner to WR Torry Holt. The Rams defense then stopped Tampa Bay on downs, but the Bucs defense responded by forcing the Rams to punt with 2:22 left in the game, setting up the game-winning drive. Dunn tied a team single-game record with three rushing touchdowns and the Bucs offense gained a season-high 446 yards.

PRIME TIME TOTALS

Overall: 9-12 (9-5 home, 0-7 away)
 Monday Night: 4-4 (4-1 home, 0-3 away)
 Sunday Night: 4-7 (4-3 home, 0-4 away)
 Thursday Night: 1-1 (1-1 home)
 ABC: 5-4
 ESPN: 2-7
 TNT: 2-1

ALL-TIME ATTENDANCE

(Regular Season Only)

YEAR	HOME GAMES	ATTENDANCE	AVG	YEAR	ROAD GAMES	ATTENDANCE	AVG
1976	7	309,184	44,169	1976	7	324,086	46,298
1977	7	368,458	52,637	1977	7	341,766	48,824
1978	8	504,436	63,054	1978	8	396,292	49,537
1979	8	545,980	68,248	1979	8	436,994	54,624
1980	8	522,785	65,348	1980	8	437,098	54,637
1981	8	536,936	67,117	1981	8	465,102	58,138
1982	5	328,660	65,732	1982	4	197,874	49,469
1983	8	398,414	49,802	1983	8	476,909	59,614
1984	8	362,856	45,357	1984	8	431,596	53,950
1985	8	310,027	38,753	1985	8	374,307	46,788
1986	8	320,647	40,081	1986	8	349,832	43,729
1987	7	303,676	43,382	1987	8	361,959	45,245
1988	8	388,257	48,532	1988	8	364,421	45,553
1989	8	439,685	54,961	1989	8	412,571	51,571
1990	8	455,776	56,972	1990	8	440,138	55,017
1991	8	375,016	46,877	1991	8	419,459	52,432
1992	8	397,586	49,698	1992	8	415,198	51,900
1993	8	377,498	47,187	1993	8	474,685	59,336
1994	8	367,443	45,930	1994	8	418,623	52,328
1995	8	473,546	59,193	1995	8	431,130	53,891
1996	8	333,350	41,669	1996	8	437,307	54,663
1997	8	543,514	67,939	1997	8	459,316	57,415
1998	8	518,047	64,756	1998	8	491,128	61,391
1999	8	522,691	65,336	1999	8	478,176	59,772
2000	8	524,775	65,597	2000	8	555,954	69,494
Totals	194	10,529,243	54,274	Totals	194	10,391,921	53,567





TOP TEN ATTENDANCE

	DATE	OPPONENT	SCORE	RESULT	CROWD
Home Games - Tickets Distributed					
1.	11/15/92	Chicago	20-17	W	74,321
2.	11/9/86	Chicago	3-23	L	74,314
	10/25/87	Chicago	26-27	L	74,314
	10/30/88	Miami	14-17	L	74,314
	11/20/88	Chicago	15-27	L	74,314
6.	12/24/94	Green Bay	19-34	L	74,301
	9/17/95	Chicago	6-25	L	74,301
8.	10/8/89	Chicago	42-35	W	74,296
	10/21/90	Dallas	13-17	L	74,296
	11/4/90	Chicago	6-26	L	74,296

Home Games - Announced

1.	12/7/97	Green Bay	6-17	L	73,523
2.	12/28/97 *	Detroit	20-10	W	73,361
3.	9/21/97	Miami	31-21	W	73,314
4.	10/12/97	Detroit	4-27	L	72,095
5.	10/8/89	Chicago	42-35	W	72,077
6.	1/6/80 *	L.A. Rams	0-9	L	72,033
7.	10/4/81	Detroit	28-10	W	71,733
8.	11/9/80	Pittsburgh	21-24	L	71,636
9.	11/19/95	Jacksonville	17-16	W	71,629
10.	9/17/95	Chicago	6-25	L	71,507

Away Games - Tickets Distributed

1.	10/1/00	Washington	17-20	L	83,532
2.	12/14/80	Detroit	14-27	L	80,638
	12/20/81	Detroit	20-17	W	80,638
	12/18/83	Detroit	20-23	L	80,638
5.	11/30/97	N.Y. Giants	20-8	W	77,859
6.	12/14/97	N.Y. Jets	0-31	L	77,716
7.	9/12/93	N.Y. Giants	7-23	L	77,035
8.	9/17/00	Detroit	31-10	W	76,928
9.	11/17/85	N.Y. Jets	28-62	L	76,891
	9/1/91	N.Y. Jets	13-16	L	76,891

Away Games - Announced

1.	10/1/00	Washington	17-20	L	83,532
2.	12/20/81	Detroit	20-17	W	80,444
3.	12/18/83	Detroit	20-23	L	78,392
4.	12/14/80	Detroit	14-27	L	77,098
5.	9/17/00	Detroit	31-10	W	76,928
6.	9/12/93	N.Y. Giants	7-23	L	75,891
7.	9/28/98	Detroit	6-27	L	74,724
8.	12/10/00	Miami	16-13	W	74,307
9.	12/26/93	Denver	17-10	W	73,434
10.	11/15/98	Jacksonville	24-29	L	72,974

* Playoff Game

ALL-TIME ROSTER

To be listed on the all-time roster, a player must have been on the roster for at least one regular-season game. The 44 players who participated in 1987 replacement games only are listed separately at the end.

Red indicates active with Buccaneers.

NAME	POSITION	NUMBER@	SCHOOL	NO. OF YEARS	GAMES	STARTS
A						
ABDULLAH, RABIH	RB	26, 27	LEHIGH	3 1998-	27	1
ABRAHAM, CLIFTON	CB	26	FLORIDA STATE	1 1995	6	0
ABRAHAM, DONNIE	CB	21	EAST TENNESSEE STATE	5 1996-	77	73
ACORN, FRED	CB	27	TEXAS	1 1984	16	1
ADAMS, SCOTT	G	71	GEORGIA	1 1996	7	2
ADAMS, THEO	T	73	HAWAII	1 1993	7	0
AHANOTU, CHIDI	DE/DT	72, 90	CALIFORNIA	8 1993-00	113	104
ALEXANDER, ELUAH	LB	59	KANSAS STATE	1 1992	12	0
ALLEN, GREG	RB	28	FLORIDA STATE	1 1986	2	0
ALSTOTT, MIKE	FB	40	PURDUE	5 1996-	76	76
ALWARD, TOM	G	67	NEBRASKA	1 1976	14	9
ANDERSON, DARREN	CB	44	TOLEDO	2 1992-93	15	1
ANDERSON, DON	CB	23	PURDUE	1 1987	11	0
ANDERSON, GARY	RB	40	ARKANSAS	4 1990-93	53	23
ANDERSON, JERRY	S	31	OKLAHOMA	1 1978	2	0
ANDERSON, JESSE	TE	89	MISSISSIPPI STATE	3 1990-92	32	4
ANNO, SAM	LB	56	SOUTHERN CALIFORNIA	3 1989-91	48	0
ANTHONY, REIDEL	WR	85	FLORIDA	4 1997-	60	35
ANTHONY, TERRY	WR	85	FLORIDA STATE	2 1990-91	10	0
ARBUBAKRR, HASSON	DE	69	TEXAS TECH	1 1983	16	1
ARIRI, OBED	PK	2	CLEMSON	1 1984	16	0
ARMSTRONG, ADGER	FB	46, 40	TEXAS A&M	3 1983-85	42	14
ARMSTRONG, TYJI	TE	86	MISSISSIPPI	4 1992-95	59	28
AUSTIN, CLIFF	RB	39	CLEMSON	1 1987	3	2
AUSTIN, DARRELL	G/C/T	69	SOUTH CAROLINA	2 1979-80	24	2
AUSTIN, ERIC	S	27	JACKSON STATE	1 1996	2	0

B

BAILEY, DON	C	61	MIAMI (FL)	1 1983	0	0
BALL, LARRY	LB	53	LOUISVILLE	1 1976	13	0
BARBER, CHRIS	CB	33	NORTH CAROLINA A&T	1 1992	3	0
BARBER, MIKE	WR	84	MARSHALL	1 1992	2	0
BARBER, RONDE	CB	20	VIRGINIA	4 1997-	49	40
BARNHARDT, TOMMY	P	6	NORTH CAROLINA	3 1996-98	38	0
BARRETT, DAVID	RB	30	HOUSTON	1 1982	7	0
BARTALO, STEVE	RB	42	COLORADO STATE	1 1987	9	0
BAX, CARL	G	75	MISSOURI	2 1989-90	15	10
BECKLES, IAN	G	62	INDIANA	7 1990-96	101	97
BELL, JERRY	TE	82	ARIZONA STATE	5 1982-86	60	31
BELL, KERWIN	QB	11	FLORIDA	1 1989	0	0
BELL, RICKY	RB	42	SOUTHERN CALIFORNIA	5 1977-81	60	50
BELL, THEO	WR	83	ARIZONA	5 1981-85	70	13
BELLISARI, GREG	LB	52	OHIO STATE	2 1997-98	16	0
BERNS, RICK	RB	36	NEBRASKA	2 1979-80	32	3
BISHOP, HAROLD	TE	89	LOUISIANA STATE	1 1994	6	0
BLADOS, BRIAN	G	69	SOUTH CAROLINA	1 1992	2	0
BLAHAH, JOE	CB	21	NEBRASKA	1 1976	2	1
BLANCHARD, TOM	P	16	OREGON	3 1979-81	35	0
BLOGEN, DENNIS	RB	38	ST. JOHN'S	1 1986	1	0
BLOUNT, JEB	QB	17	TULSA	1 1977	5	4
BOATNER, MACK	RB	34	SOUTHEAST LOUISIANA	1 1986	7	0
BONNESS, RIK	LB	53	NEBRASKA	3 1977-79	45	2
BOOTY, JOHN	S	44	TCU	1 1995	7	2
BORYLA, MIKE	QB	10	STANFORD	1 1978	1	1
BOUIE, TONY	S	23	ARIZONA	4 1995-98	57	4
BOYETT, LON	TE	84	CAL. STATE-NORTHRIDGE	1 1977	0	0
BRADY, ED	LB	53	ILLINOIS	4 1992-95	64	0
BRADY, JEFF	LB	57	KENTUCKY	1 1994	16	0
BRAGGS, BYRON	DE	71	ALABAMA	1 1984	14	0
BRANTLEY, SCOT	LB	52	FLORIDA	8 1980-87	114	71
BRANTON, GENE	TE/WR	80	TEXAS SOUTHERN	2 1983, 1985	3	0



HISTORY

BRIGHT, LEON	RB/KR	29	FLORIDA STATE	2	1984-85	21	0
BROOKS, DERRICK	LB	55	FLORIDA STATE	6	1995-	96	93
BROOKS, JAMES	RB	20	AUBURN	1	1992	2	0
BROOKS, REGGIE	RB	41	NOTRE DAME	1	1996	11	4
BROWN, AARON	LB	55	OHIO STATE	3	1978-80	44	2
BROWN, CEDRIC	S	34	KENT	9	1976-84	100	95
BROWN, SELWYN	S	28	MIAMI (FL)	1	1988	4	0
BROWNER, JOEY	S	47	SOUTHERN CALIFORNIA	1	1992	7	2
BROWNER, KEITH	LB	57	SOUTHERN CALIFORNIA	3	1984-86	47	28
BROWNLOW, DARRICK	LB	55	ILLINOIS	2	1992-93	31	4
BRUHN, JOHN	G	69	TENNESSEE	4	1988-91	49	21
BUCKLEY, CURTIS	S	28	EAST TEXAS STATE	3	1993-95	38	2
BUJNOCH, GLENN	G	77	TEXAS A&M	2	1983-84	14	5
BURNETTE, REGGIE	LB	56, 50	HOUSTON	2	1992-93	20	4
BUSSEY, BARNEY	S/LB	27	SOUTH CAROLINA STATE	3	1993-95	40	27
BUTLER, GARY	TE	82	RICE	1	1977	4	0

C

CALHOUN, MIKE	DT/DE	70	NOTRE DAME	1	1980	3	0
CAMPBELL, JOE	DE	79	MARYLAND	1	1981	7	0
CANNIDA, JAMES	DT	98	NEVADA-RENO	3	1998-	28	0
CANNON, JOHN	DE/DT	78	WILLIAM & MARY	9	1982-90	121	73
CAPECE, BILL	PK	3	FLORIDA STATE	3	1981-83	37	0
CARLSON, JEFF	QB	7	WEBER STATE	2	1990-91	4	1
CARLTON, DARRYL	T	70	TAMPA	3	1977-79	43	27
CARNEY, JOHN	PK	3, 4	NOTRE DAME	2	1988-89	5	0
CARRIER, MARK	WR	88, 89	NICHOLLS STATE	6	1987-92	88	80
CARROLL, JAY	TE	86	MINNESOTA	1	1984	16	2
CARTER, BLANCHARD	G	66	UNLV	1	1977	13	0
CARTER, CARL	CB	44	TEXAS TECH	1	1991	11	10
CARTER, GERALD	WR	87	TEXAS A&M	7	1981-87	100	61
CARTER, LOUIS	RB	32	MARYLAND	3	1976-78	44	14
CARTER, MARTY	S	23	MIDDLE TENNESSEE STATE	4	1991-94	62	55
CARVER, MELVIN	RB	28	UNLV	4	1982-85	32	11
CASTILLE, JEREMIAH	CB	23	ALABAMA	4	1983-86	60	45
CESARE, BILLY	CB	44	MIAMI (FL)	3	1978-79; 1981	42	0
CHAMBERS, WALLY	DE	60	EASTERN KENTUCKY	2	1978-79	28	18
CHAMBLEE, AL	DE	57	VIRGINIA TECH	2	1991-92	22	3
CHANDLER, CHRIS	QB	17	WASHINGTON	2	1990-91	13	6
CHRISTIE, STEVE	PK	2	WILLIAM & MARY	2	1990-91	32	0
CHRISTY, JEFF	C	62	PITTSBURGH	1	2000-	16	16
CLAIBORNE, ROBERT	WR	81	SAN DIEGO STATE	1	1993	5	0
CLARK, BRIAN	PK	5	FLORIDA	1	1982	1	0
CLARK, RANDY	S	31	FLORIDA	1	1984	2	0
CLINKSCALES, JOEY	WR	83	TENNESSEE	1	1988	3	0
COBB, REGGIE	RB	34, 33	TENNESSEE	4	1990-93	60	47
COBB, ROBERT	DE	67	ARIZONA	1	1982	3	0
COCROFT, SHERMAN	S	25	SAN JOSE STATE	1	1989	10	2
COLEMAN, COSEY	G	60	TENNESSEE	1	2000-	8	0
COLEMAN, SIDNEY	LB	53, 50	SOUTHERN MISSISSIPPI	4	1988-90; 1992	37	10
COLLINS, SHAWN	WR	89	NORTHERN ARIZONA	1	1993	0	0
COLZIE, NEAL	S	20	OHIO STATE	4	1980-83	46	29
COOPER, BERT	LB	56	FLORIDA STATE	1	1976	12	3
COOPER, MARK	T/G	71	MIAMI (FL)	3	1987-89	25	7
COPELAND, HORACE	WR	88, 89	MIAMI (FL)	5	1993-98	58	28
COTNEY, MARK	S	33	CAMERON STATE	8	1976-84*	113	92
COURSON, STEVE	G	72	SOUTH CAROLINA	2	1984-85	30	25
COVINGTON, TONY	S	25	VIRGINIA	3	1991-94*	31	15
CRISMAN, JOEL	G	68	SOUTHERN CALIFORNIA	1	1996	9	0
CRISWELL, RAY	P	13	FLORIDA	2	1987-88	19	0
CROWDER, RANDY	DE/DT	71	PENN STATE	3	1978-80	32	10
CULPEPPER, BRAD	DT	73, 77	FLORIDA	6	1994-99	93	80
CULPEPPER, WILLIE	WR	81	SOUTHWEST LOUISIANA	1	1992	3	0
CURRENT, MIKE	T	74	OHIO STATE	1	1976	14	14
CURRY, CRAIG	S	31	TEXAS	3	1984-86	18	6
CURRY, DeMARCUS	T	76	AUBURN	1	2000-	0	0
CURRY, ERIC	DE	75	ALABAMA	5	1993-97	59	44

D

DARBY, ALVIS	TE	82	FLORIDA	1	1978	6	1
DARNS, PHIL	DE	75	MISSISSIPPI VALLEY STATE	1	1984	2	0
DAVIS, ANTHONY	RB	28	SOUTHERN CALIFORNIA	1	1977	9	6
DAVIS, CHARLIE	RB	26	COLORADO	1	1976	8	4

DAVIS, DON	LB	58	KANSAS	3	1998-00	34	0
DAVIS, GARY	RB	28	CAL POLY SLO	2	1980-81	22	2
DAVIS, GREG	PK	8	THE CITADEL	1	1987	0	0
DAVIS, JEFF	LB	58	CLEMSON	6	1982-87	83	72
DAVIS, JOHN	TE	80, 87	EMPORIA STATE	3	1997-	40	2
DAVIS, JOHNNY	FB	38	ALABAMA	3	1978-80	46	20
DAVIS, REUBEN	DE	79	NORTH CAROLINA	5	1988-92	65	55
DAVIS, RICKY	DB	27	ALABAMA	1	1976	10	0
DAVIS, TONY	RB	27	NEBRASKA	3	1979-81	47	2
DAVIS, TYREE	WR	82	CENTRAL ARKANSAS	2	1994-95	1	0
DAWSEY, LAWRENCE	WR	80	FLORIDA STATE	5	1991-95	57	41
DEBERG, STEVE	QB	17	SAN JOSE STATE	6	1984-87; 92-93	64	37
DELANEY, JEFF	S	24	PITTSBURGH	1	1981	2	0
DIAZ, JORGE	G	64	TEXAS A&M-KINGSVILLE	4	1996-99	52	47
DICKINSON, PARNELL	QB	18	MISSISSIPPI VALLEY STATE	1	1976	8	1
DIERKING, SCOTT	FB/RB	25	PURDUE	1	1984	8	2
DILFER, TRENT	QB	12	FRESNO STATE	6	1994-99	79	76
DILL, SCOTT	G/T	76	MEMPHIS	6	1990-95	59	46
DIMRY, CHARLES	CB	39	UNLV	3	1994-96	48	39
DIXON, DWAYNE	WR	81	FLORIDA	2	1984; 1987	12	0
DOGINS, KEVIN	C	65	TEXAS A&M-KINGSVILLE	5	1996-00	18	9
DOMBROWSKI, PAUL	S	47	LINFIELD (OR)	1	1985	6	0
DOTSON, SANTANA	DT/DE	71	BAYLOR	4	1992-95	64	46
DOUGLAS, DERRICK	RB	37	LOUISIANA TECH	1	1990	0	0
DOUGLAS, FREDDIE	WR	84	ARKANSAS	1	1976	7	1
DREWREY, WILLIE	WR/PR	87	WEST VIRGINIA	4	1989-92	57	3
DUBOSE, DEMETRIUS	LB	93	NOTRE DAME	4	1993-96	60	5
DUBOSE, JIMMY	RB	35	FLORIDA	3	1976-78	33	15
DUCKENS, MARK	DE/DT	95	ARIZONA STATE	1	1992	5	3
DUNCAN, JAMIE	LB	59	VANDERBILT	3	1998-	44	21
DUNN, K.D.	TE	80, 85	CLEMSON	2	1985-86	14	0
DUNN, WARRICK	RB	28	FLORIDA STATE	4	1997-	63	53

E

EASMON, RICKY	CB	26	FLORIDA	2	1985-86	15	2
ECKWOOD, JERRY	RB	43	ARKANSAS	3	1979-81	47	30
EDMONDS, BOBBY JOE	RB/KR	41	ARKANSAS	1	1995	16	0
ELDER, DONNIE	S/CB	40	MEMPHIS	2	1988-89	32	0
ELLISON, JERRY	RB	37	TENN.-CHATTANOOGA	4	1995-98	64	5
EMANUEL, BERT	WR	87	RICE	2	1998-99	22	21
ERICKSON, CRAIG	QB	7	MIAMI (FL)	3	1992-94	37	30
EVANS, JAMES	FB	38	SOUTHERN	1	1987	0	0
EVERETT, ERIC	CB/S	42	TEXAS TECH	1	1990	16	0
EVERETT, THOMAS	S	22	BAYLOR	2	1994-95	28	25

F

FARMER, DAVE	FB	41	SOUTHERN CALIFORNIA	1	1978	3	0
FARMER, KARL	WR	84	PITTSBURGH	1	1978	2	0
FARQUHAR, JOHN	TE	89	DUKE	1	1996	1	0
FARRELL, SEAN	G/T	62	PENN STATE	5	1982-86	64	59
FERGUSON, JOE	QB	12	ARKANSAS	2	1988-89	7	3
FEST, HOWARD	G-T	72	TEXAS	2	1976-77	19	14
FIELDER, DON	DE	65	KENTUCKY	1	1985	11	0
FORD, CHRIS	WR	81	LAMAR	1	1990	1	0
FORD, MIKE	QB	10	SMU	2	1981-82	0	0
FRANKLIN, LARRY	WR	80	JACKSON STATE	1	1978	2	0
FRANKLIN, PAT	RB	35	SOUTHWEST TEXAS STATE	1	1986	8	0
FREEMAN, PHIL	WR	81	ARIZONA	3	1985-87	38	10
FREITAS, ROCKNE	T	74	OREGON STATE	1	1978	13	2
FRIZZELL, WILLIAM	S	33	N. CAROLINA CENTRAL	1	1991	16	4
FULLINGTON, DARRELL	S	27	MIAMI (FL)	2	1991-92	27	13
FUSINA, CHUCK	QB	14	PENN STATE	3	1979-81	7	0
FUTRELL, BOBBY	CB/S	36	ELIZABETH CITY STATE	5	1986-90	61	16

G

GANT, BRIAN	LB	91	ILLINOIS STATE	1	1987	11	3
GANT, KENNETH	S	29	ALBANY (GA) STATE	3	1995-97	41	3
GARCIA, FRANK	P	5	ARIZONA	5	1983-87	76	0
GAY, EVERETT	WR	89	TEXAS	1	1989	0	0
GIBSON, DAVID	S	46	SOUTHERN CALIFORNIA	1	2000-	9	0
GILES, JIMMIE	TE	88	ALCORN STATE	9	1978-86	121	112
GILL, RANDY	LB	49	SAN JOSE STATE	1	1978	1	0
GILLESPIE, WILLIE	WR	83	TENN.-CHATTANOOGA	1	1986	2	0



HISTORY

GLADMAN, CHARLES	RB	37	PITTSBURGH	1	1987	2	0
GOFF, ROBERT	DE	94	AUBURN	2	1988-89	28	18
GOLSTEYN, JERRY	QB	11	NORTHERN ILLINOIS	2	1982-83	6	3
GOOCH, JEFF	LB	50	AUSTIN PEAY	5	1996-	76	21
GOODE, CONRAD	G	79	MISSOURI	1	1987	11	2
GOODE, KERRY	RB	27	ALABAMA	1	1988	14	5
GORDON, SONNY	S	31	OHIO STATE	1	1987	7	0
GRAHAM, DAN	C	65	NORTHERN ILLINOIS	1	1989	1	0
GRAHAM, DON	LB	53	PENN STATE	1	1987	2	0
GRAMATICA, MARTIN	K	7	KANSAS STATE	2	1999-	32	0
GRANT, DARRYL	DT	97	RICE	1	1991	2	0
GRANT, DAVID	DT	99	WEST VIRGINIA	1	1992	2	0
GRANT, FRANK	WR	83	SOUTH COLORADO STATE	1	1978	10	4
GRAY, JERRY	S	20	TEXAS	1	1993	14	5
GREEN, DAVE	P	4	OHIO	3	1976-78	44	0
GREEN, HUGH	LB	53	PITTSBURGH	5	1981-85	54	53
GREEN, JACQUEZ	WR	81	FLORIDA	3	1998-	44	27
GREEN, ROGERICK	CB	26	KANSAS STATE	2	1992-94*	12	1
GREEN, WILLIE	WR	82	MISSISSIPPI	1	1994	5	0
GREENWOOD, DAVID	S	30	WISCONSIN	1	1985	16	10
GRIMES, RANDY	G/C	60	BAYLOR	9	1983-92*	119	104
GRUBER, PAUL	T	74	WISCONSIN	12	1988-99	183	183
GUNN, JIMMY	LB	30	SOUTHERN CALIFORNIA	1	1976	13	11

H

HADDIX, WAYNE	CB/S	45	LIBERTY	2	1990-91	22	20
HAGINS, ISAAC	WR	81, 1	SOUTHERN	5	1976-80	50	32
HALL, RHETT	DT	91, 66	CALIFORNIA	3	1991-93	21	0
HALL, RON	TE	82	HAWAII	7	1987-93	101	90
HAMILTON, HARRY	S	39	PENN STATE	4	1988-91	52	50
HAMILTON, JOE	QB	14	GEORGIA TECH	1	2000-	1	0
HAMPTON, ALONZO	CB	22	PITTSBURGH	1	1991	15	3
HANNAH, CHARLEY	DE	73	ALABAMA	6	1977-82	77	61
HANRATTY, TERRY	QB	5	NOTRE DAME	1	1976	4	1
HAPE, PATRICK	TE	82	ALABAMA	4	1997-00	61	8
HARDY, ROBERT	RB	36	CARSON-NEWMAN	1	1991	16	0
HARPER, ALVIN	WR	82, 80	TENNESSEE	2	1995-96	25	19
HARRIS, JACKIE	TE	81, 80	NORTHEAST LOUISIANA	4	1994-97	50	48
HARRIS, LEONARD	WR	84	TEXAS TECH	1	1986	5	1
HARRIS, ODIE	S	20	SAM HOUSTON	3	1988-90	48	9
HARRIS, PAUL	LB	52	ALABAMA	2	1977-78	19	3
HARRIS, RUDY	FB	43	CLEMSON	2	1993-94	18	2
HARRIS, WILLIAM	TE	86	TEXAS	1	1989	16	2
HARRISON, TODD	TE	89	NORTH CAROLINA STATE	1	1992	1	0
HARVEY, JOHN	RB	26	UTEP	1	1990	16	0
HARVEY, MAURICE	CB	24	BALL STATE	1	1984	15	0
HASTINGS, ANDRE	WR	88	GEORGIA	1	2000	3	0
HAWKINS, ANDY	LB	59	TEXAS A&I	4	1980-83	47	27
HAWKINS, COURTNEY	WR	85, 5	MICHIGAN STATE	5	1992-96	77	48
HAYES, ERIC	DT	95	FLORIDA STATE	1	1993	2	0
HEDBERG, RANDY	QB	14	MINOT STATE	1	1977	7	4
HEFLIN, VINCE	WR	89	CENTRAL (OH) STATE	1	1986	6	3
HEGAMIN, GEORGE	T	79	NORTH CAROLINA STATE	2	1999-	17	1
HELLER, RON	T	73	PENN STATE	4	1984-87	58	56
HEWKO, BOB	QB	8	FLORIDA	1	1983	2	0
HIGHSMITH, ALONZO	FB	32	MIAMI (FL)	2	1991-92	16	2
HILL, BRUCE	WR	84	ARIZONA STATE	5	1987-91	57	50
HOLLOWAY, DEREK	WR	83	ARKANSAS	1	1987	1	0
HOLLOWAY, STEVE	TE	80	TENNESSEE STATE	1	1987	6	4
HOLMES, RON	DE	90	WASHINGTON	4	1985-88	51	45
HOLT, JOHN	CB	21	WEST TEXAS STATE	5	1981-85	72	53
HORTON, GREG	G	64	COLORADO	2	1978-79	30	28
HOUSE, KEVIN	WR	89	SOUTHERN ILLINOIS	7	1980-86	94	81
HOWARD, BOBBY	RB	25	INDIANA	3	1986-88	21	2
HOWARD, CARL	CB	25	RUTGERS	1	1985	4	0
HOWARD, WILLIAM	FB	43	TENNESSEE	2	1988-89	31	21
HUFF, GARY	QB	19	FLORIDA STATE	2	1977-78	14	6
HUNT, CHARLES	LB	55	FLORIDA STATE	1	1976	5	0
HUNTER, BRICE	WR	88, 19	GEORGIA	2	1997-98	13	0
HUNTER, EDDIE	RB	37	VIRGINIA TECH	1	1987	3	0
HUNTER, JEFF	DE	97	ALBANY (GA) STATE	1	1994	1	0
HUSTED, MICHAEL	K	5	VIRGINIA	6	1993-98	96	0
HUTCHINSON, SCOTT	DE	70	FLORIDA	1	1981	16	0

IGWEBUIKE, DONALD	PK	1	CLEMSON	5	1985-89	72	0
INGRAM, BYRON	T/G	61	EASTERN KENTUCKY	1	1989	0	0
INGRAM, STEPHEN	T/G	65, 67	MARYLAND	2	1995-97*	2	0
INMON, EARL	LB	59	BETHUNE-COOKMAN	1	1978	2	0
IRWIN, TIM	T	78	TENNESSEE	1	1994	8	6
ISOM, RAY	S	28	PENN STATE	2	1987-88	8	6

J

JACKSON, DEXTER	S	34	FLORIDA STATE	2	1999-	25	0
JACKSON, NOAH	G	65	TAMPA	1	1984	6	3
JACKSON, TYOKA	DT/DE	97	PENN STATE	5	1996-00	63	16
JAMESON, LARRY	DT	69	INDIANA	1	1976	1	0
JARVIS, CURT	DT	95	ALABAMA	4	1987-90	38	36
JEFFERS, LEMONT	LB	55	TENNESSEE	1	1982	0	0
JENNINGS, RICK	WR	81	MARYLAND	1	1976	0	0
JENNINGS, STANFORD	RB	28	FURMAN	1	1992	11	0
JOHNSON, CECIL	LB	56	PITTSBURGH	9	1977-85	110	89
JOHNSON, DENNIS	LB	55	SOUTHERN CALIFORNIA	1	1985	8	0
JOHNSON, ESSEX	RB	19	GRAMBLING	1	1976	14	1
JOHNSON, GREG	DE	72	FLORIDA STATE	1	1977	5	0
JOHNSON, KEYSHAWN	WR	19	SOUTHERN CALIFORNIA	1	2000-	16	16
JOHNSON, MELVIN	S	25	KENTUCKY	3	1995-97	43	26
JOHNSON, RANDY	C/G	65	GEORGIA	2	1977-78	22	1
JOHNSON, TRACY	FB	43	CLEMSON	1	1996	10	0
JONES, GORDON	WR	84	PITTSBURGH	4	1979-82	49	26
JONES, LACURTIS	LB	57	BAYLOR	1	1996	1	0
JONES, MARCUS	DT/DE	78	NORTH CAROLINA	5	1996-	69	24
JONES, MILTON	DE	90	CENTRAL (OH) STATE	1	1994	0	0
JONES, ROD	CB	22	SMU	4	1986-89	57	44
JONES, ROGER	CB	24	TENNESSEE STATE	3	1991-93	31	6
JONES, VICTOR	LB	52	VIRGINIA TECH	1	1988	8	0
JORDAN, ANDREW	TE	48	WESTERN CAROLINA	1	1997	2	0
JORDAN, CURTIS	S/CB	25	TEXAS TECH	5	1976-80	71	33
JORDAN, DAVID	G	61	AUBURN	1	1987	0	0
JUDIE, ED	LB	51	NORTHERN ARIZONA	1	1983	11	10
JUNIOR, E.J.	LB	50	ALABAMA	1	1992	2	1

K

KAPLAN, KEN	T	79	NEW HAMPSHIRE	2	1984-85	32	2
KEARNEY, TIM	LB	50	NORTHERN MICHIGAN	1	1976	0	0
KELLIN, KEVIN	DE	75	MINNESOTA	3	1986-88	20	1
KELLY, BRIAN	CB	25	SOUTHERN CALIFORNIA	3	1998-	48	9
KEMP, BOBBY	S	33	CAL STATE-FULLERTON	1	1987	12	12
KENDRICK, VINCE	RB	20	FLORIDA	1	1976	1	0
KERSTEN, WALLY	T	61	MINNESOTA	1	1985	0	0
KEYS, TYRONE	DE	98	MISSISSIPPI STATE	2	1986-87	17	2
KIEL, BLAIR	QB	16	NOTRE DAME	1	1984	10	0
KING, JOE	S	41	OKLAHOMA STATE	2	1992-93	29	12
KING, SHAUN	QB	10	TULANE	2	1999-	22	21
KIRBY, CHARLES	FB	48	VIRGINIA	1	2000-	6	2
KOLLAR, BILL	DE/DT	77	MONTANA STATE	5	1977-81	72	35
KOMLO, JEFF	QB	7	DELAWARE	1	1983	2	0
KUBIN, LARRY	LB	59	PENN STATE	1	1985	4	0

L

LABEAUX, SANDY	S	29	CAL STATE-HAYWARD	1	1983	3	0
LANDETA, SEAN	P	7	TOWSON STATE	1	1997	10	0
LAWRENCE, LARRY	QB	13	IOWA	1	1976	1	0
LAWSON, JAMIE	FB	38	NICHOLLS STATE	2	1989-90	11	0
LEAK, CURTIS	WR	83	JOHNSON C. SMITH	1	1976	0	0
LEAVITT, ALLAN	PK	9	GEORGIA	1	1977	8	0
LEE, SHAWN	DT	97	NORTH ALABAMA	2	1988-89	30	3
LEGETTE, TYRONE	CB	45	NEBRASKA	2	1996-97	31	1
LEMON, MIKE	LB	59	KANSAS	2	1976-77	19	1
LEONARD, JIM	C/G	62, 57	SANTA CLARA	4	1980-83	56	9
LESTER, FRED	FB	30	ALABAMA A&M	1	1995	0	0
LEVENSELLER, MIKE	WR	84	WASHINGTON STATE	1	1978	2	0
LEWIS, DAVID	LB	57	SOUTHERN CALIFORNIA	5	1977-81	75	64
LEWIS, GARRY	CB	22	ALCORN STATE	1	1992	16	2
LEWIS, REGGIE	DE	79	NORTH TEXAS STATE	2	1979-80	22	0
LINDSTROM, CHRIS	DE	75, 71	BOSTON	1	1985	15	2



HISTORY

LITTLE, EVERETT	G/T	77	HOUSTON	1	1976	10	1
LOGAN, DAVID	DT	76	PITTSBURGH	8	1979-86	110	103
LOVE, SEAN	G	79	PENN STATE	2	1993-94	8	0
LOWRY, QUENTIN	LB	64	YOUNGSTOWN STATE	1	1986	6	0
LYNCH, JOHN	S	47	STANFORD	8	1993-	119	87

M

MAARLEVELD, J.D.	T	77	MARYLAND	2	1986-87	25	2
MACK, MILTON	CB	21	ALCORN STATE	2	1992-93	28	19
MAGEE, CALVIN	TE	86	SOUTHERN	4	1985-88	56	34
MALLORY, RICK	G	68	WASHINGTON	4	1985-88	57	37
MANIECKI, JASON	DT	90	WISCONSIN	3	1996-98	18	0
MANLEY, DEXTER	DE	92	OKLAHOMA STATE	1	1991	14	7
MANOR, BRISON	DE	75	ARKANSAS	1	1984	6	0
MARSHALL, MARVIN	WR	89, 1	SOUTH CAROLINA STATE	2	1995-97*	5	0
MARTIN, DON	DB	21	YALE	1	1976	1	0
MARTS, LONNIE	LB	51, 55	TULANE	3	1994-96	47	40
MARVE, EUGENE	LB	99	SAGINAW VALLEY STATE	4	1988-91	64	52
MAXSON, ALVIN	RB	28	SMU	1	1978	1	0
MAYBERRY, TONY	C	61	WAKE FOREST	10	1990-99	160	145
MAYFIELD, COREY	DT	78	OKLAHOMA	1	1992	11	0
MAYHEW, MARTIN	CB	35	FLORIDA STATE	4	1993-96	60	59
McAFEE, FRED	RB	35	MISSISSIPPI COLLEGE	1	1999	1	1
McALENEY, ED	DE	69	MASSACHUSETTS	1	1976	2	0
McADOO, DERRICK	RB	33	BAYLOR	1	1988	5	0
McCANTS, KEITH	DE/LB	52	ALABAMA	3	1990-92	47	35
McDANIEL, RANDALL	G	64	ARIZONA STATE	1	2000-	16	16
McDONALD, DARNELL	WR	84	KANSAS STATE	1	1999	8	0
McDOWELL, ANTHONY	FB	37, 33	TEXAS TECH	3	1992-94	30	22
McFARLAND, ANTHONY	DT	92	LSU	2	1999-	30	16
McGRIFF, LEE	WR	83	FLORIDA	1	1976	6	3
McGRUDER, MIKE	CB	21, 38	KENT	2	1994-95	31	5
McHALE, TOM	G/DE	73	CORNELL	6	1987-92	59	30
McINTOSH, TODDRICK	DE	94	FLORIDA STATE	2	1994-95	15	1
McKAY, JOHN	WR	89	SOUTHERN CALIFORNIA	3	1976-78	43	30
McKEEVER, VITO	CB	21	FLORIDA	2	1986-87	17	8
McLAUGHLIN, JOHN	DE	95	CALIFORNIA	2	1999-	18	0
McLEOD, KEVIN	FB	43	AUBURN	1	1999	6	0
McNEILL, ROD	RB	22	SOUTHERN CALIFORNIA	1	1976	11	0
McRAE, CHARLES	G/T	70	TENNESSEE	5	1991-95	71	38
MEDLIN, DAN	G	68	NORTH CAROLINA STATE	2	1977-78	28	22
MIDDLETON, FRANK	G	73	ARIZONA	4	1997-00	63	50
MIDDLETON, TERRELL	RB	45, 43, 44	MEMPHIS	2	1982-83	9	0
MILANOVICH, SCOTT	QB	13	MARYLAND	4	1996-99	1	0
MILLER, SOLOMON	WR	83	UTAH STATE	1	1987	8	0
MINCY, CHARLES	S	22	WASHINGTON	3	1996-98	34	25
MITCHELL, AARON	CB	45	UNLV	1	1981	14	0
MITCHELL, ALVIN	FB	41	AUBURN	1	1989	5	0
MIX, BRYANT	DE/DT	96	ALCORN STATE	1	1998	0	0
MOHR, CHRIS	P	5	ALABAMA	1	1989	16	0
MOORE, BOB	TE	86	STANFORD	2	1976-77	15	12
MOORE, DAVE	TE/FB	83	PITTSBURGH	9	1992-	130	78
MOORE, MANFRED	RB	44	SOUTHERN CALIFORNIA	1	1976	10	0
MOORE, MAULTY	DT	65	BETHUNE-COOKMAN	1	1976	4	1
MORGAN, KARL	DT	67	UCLA	3	1984-86	41	0
MORITZ, BRETT	G/C	67	NEBRASKA	1	1978	6	0
MORRIS, THOMAS	CB	24	MICHIGAN STATE	2	1982-83	20	0
MORTON, MICHAEL	RB	20, 1	UNLV	3	1982-84	41	0
MOSER, RICK	RB	35	RHODE ISLAND	1	1982	1	0
MOSS, WINSTON	LB	57, 58	MIAMI (FL)	4	1987-90	60	52
MUCKER, LARRY	WR	87	ARIZONA STATE	4	1977-80	53	11
MURPHY, FRANK	WR	87	KANSAS STATE	1	2000-	1	0
MURPHY, KEVIN	LB	59	OKLAHOMA	6	1986-91	88	53
MURPHY, YO	WR	88	IDAHO	1	1999	7	0
MURRAY, EDDIE	PK	3	TULANE	1	1992	7	0

N

NAFZIGER, DANA	LB/TE	51, 83	CAL POLY SLO	5	1977-82*	68	13
NAJARIAN, PETE	LB	57, 58	MINNESOTA	2	1988-89	13	0
NEAL, LORENZO	FB	41	FRESNO STATE	1	1998	16	1
NELSON, BOB	DT	71	MIAMI	1	1986	16	11
NEUHEISEL, RICK	QB	7	UCLA	1	1987	0	0
NEWTON, TIM	DT	96	FLORIDA	2	1990-91	30	21
NICHOLS, GERALD	DT	77	FLORIDA STATE	1	1991	16	5

NICKERSON, HARDY	LB	56	CALIFORNIA	7	1993-99	104	104
NOVAK, JACK	TE	80	WISCONSIN	2	1976-77	20	4

O

OBRADOVICH, JIM	TE	86	SOUTHERN CALIFORNIA	6	1978-83	89	23
ODOM, JASON	T	70	FLORIDA	5	1996-00*	46	41
O'DONOGHUE, NEIL	PK	6	AUBURN	2	1978-79	31	0
O'HARA, PAT	QB	4	SOUTHERN CALIFORNIA	1	1991	0	0
OLIVER, FRANK	DB	42	KENTUCKY STATE	1	1976	4	0
OLIVER, MAURICE	LB	55	SOUTHERN MISSISSIPPI	1	1991	3	0
O'STEEN, DWAYNE	CB	44	SAN JOSE STATE	2	1982-83	3	0
OWENS, JAMES	RB	26	UCLA	4	1981-84	39	12
OWENS, MORRIS	WR	85	ARIZONA STATE	4	1976-79	58	48

P

PACKER, WALTER	RB	30	MISSISSIPPI STATE	1	1977	1	0
PAGAC, FRED	TE/LB	82	OHIO STATE	1	1976	13	3
PALMER, MITCH	LB/LS	54	COLORADO STATE	2	1998-	20	0
PARKER, ANTHONY	CB	27	ARIZONA STATE	2	1997-98	26	21
PARKER, JEFF	WR	83	BETHUNE-COOKMAN	1	1992	3	0
PARKS, JEFF	TE	85	AUBURN	1	1988	3	1
PAUL, MARKUS	S	36	SYRACUSE	1	1993	1	0
PAWLAWSKI, MIKE	QB	9	CALIFORNIA	1	1992	0	0
PEAR, DAVE	DT	76	WASHINGTON	3	1976-78	43	43
PEEBLES, DANNY	WR	83	NORTH CAROLINA STATE	2	1989-90	23	1
PEOPLES, GEORGE	RB	38	AUBURN	2	1984-85	8	0
PERKINS, BRUCE	RB	32	ARIZONA STATE	1	1990	16	3
PETERSON, CALVIN	LB	58	UCLA	1	1976	4	4
PETERSON, JIM	LB	57	SAN DIEGO STATE	1	1976	3	2
PHILCOX, TODD	QB	15	SYRACUSE	1	1995	0	0
PIERSON, PETE	T	69	WASHINGTON	7	1994-	84	21
PIERSON, REGGIE	CB	20	OKLAHOMA STATE	1	1976	5	1
PILLOW, FRANK	WR	80	TENNESSEE STATE	3	1988-90	34	2
POLLARD, DARRYL	CB	31	WEBER STATE	1	1992-93*	16	2
PORTER, RUFUS	LB	59	SOUTHERN	1	1997	11	10
POWE, KEITH	DE	95	UTEP	2	1994	8	0
POWELL, MARVIN	T	74	SOUTHERN CALIFORNIA	2	1986-87	9	7
PRICE, SHAWN	DE	92	PACIFIC	2	1993-94	15	6
PRIOR, MIKE	S	24	ILLINOIS STATE	1	1985	16	0
PUETZ, GARY	G/T	72	VALPARAISO	1	1978	10	8
PYNE, JIM	G	60	VIRGINIA TECH	4	1994-97	42	38

Q

QUARLES, SHELTON	LB	53	VANDERBILT	4	1997-	62	27
QUINN, JEFF	QB	15	NEBRASKA	1	1982	0	0

R

RADFORD, BRUCE	DE/DT	78	GRAMBLING	1	1980	12	0
RAE, MIKE	QB	15	SOUTHERN CALIFORNIA	2	1978-79	11	5
RAGSDALE, GEORGE	RB	23	NORTH CAROLINA A&T	3	1977-79	39	0
RANDLE, ERVIN	LB	54	BAYLOR	6	1985-90	85	48
REAVIS, DAVE	T	75	ARKANSAS	8	1976-83	98	87
REECE, BEASLEY	S	43	NORTH TEXAS STATE	2	1983-84	25	22
REECE, DANNY	CB/S	46	SOUTHERN CALIFORNIA	5	1976-80	72	12
REESE, BOOKER	DE	66	BETHUNE-COOKMAN	3	1982-84	24	7
REESE, STEVE	LB	52	LOUISVILLE	1	1976	13	10
REIMERS, BRUCE	G	66	IOWA STATE	2	1992-93	27	26
REYNOLDS, RICKY	CB	29	WASHINGTON STATE	7	1987-93	105	103
RHETT, ERRICT	RB	32	FLORIDA	4	1994-97	52	31
RICE, RODNEY	CB	31	BRIGHAM YOUNG	1	1990	16	1
RICHARDSON, GREG	WR	89	ALABAMA	1	1988	2	0
RIESENBERG, DOUG	T	79	CALIFORNIA	1	1996	10	10
RISHER, ALAN	QB	7	LOUISIANA STATE	1	1985	16	0
ROBERTS, GREG	G	61	OKLAHOMA	4	1979-82	45	42
ROBINSON, DAMIEN	S	24	IOWA	4	1997-00	39	32
ROBINSON, GLENN	DE	64	OKLAHOMA STATE	2	1976-77	28	3
ROBINSON, GREG	G	64	SACRAMENTO STATE	1	1986	3	0
ROBINSON, MARK	S	30	PENN STATE	3	1988-90	40	40
ROBY, REGGIE	P	1	IOWA	1	1995	16	0
RODER, MIRRO	PK	5	NONE	1	1976	2	0
ROGERS, GLENN	CB	21	MEMPHIS	1	1991	5	1
ROGERS, REGGIE	DE	75	WASHINGTON	1	1992	2	0
ROLAND, BENJI	DE	93	AUBURN	1	1990	3	1



HISTORY

ROLLING, HENRY	LB	55	NEVADA-RENO	2	1988-89	21	0
ROUSE, WARDELL	LB	52	CLEMSON	1	1995-96*	16	1
ROYALS, MARK	P	3	APPALACHIAN STATE	4	1990-91, 99-	64	0
ROYSTER, MAZIO	RB	33, 31	SOUTHERN CALIFORNIA	3	1992-94	33	1
RUCKER, CONRAD	TE	80	SOUTHERN	1	1980	2	0
RUDOLPH, COUNCIL	DE	78	KENTUCKY STATE	2	1976-77	28	28
RUSK, REGGIE	CB	28, 26	KENTUCKY	1	1996-97	5	0
RYAN, TIM	G/C	64	NOTRE DAME	3	1991-93	37	1
RYANS, LARRY	WR	89	CLEMSON	1	1996	3	0
RYCZEK, DAN	C	51	VIRGINIA	2	1976-77	28	21

S

SAMUELS, TONY	TE	80	BETHUNE-COOKMAN	1	1980	6	3
SANDERS, GENE	DT/G/T	74	TEXAS A&M	7	1979-85	75	40
SAPP, WARREN	DT	99	MIAMI (FL)	6	1995-	93	83
SAUNDERS, CEDRIC	TE	49	OHIO STATE	1	1995	3	0
SCHUMACHER, KURT	G	78	OHIO STATE	1	1978	4	4
SCOTT, TODD	S	38	SOUTHWEST LOUISIANA	2	1995-96	3	2
SEALS, RAY	DE	98	NONE	5	1989-93	47	28
SELMON, DEWEY	DT/LB	61, 58	OKLAHOMA	5	1976-80	72	65
SELMON, LEE ROY	DE	63	OKLAHOMA	9	1976-85*	121	117
SHEARIN, JOE	G/C	64	TEXAS	1	1985	10	0
SHORT, LAVAL	DT	64	COLORADO	1	1981	4	0
SHULA, MIKE	QB	11	ALABAMA	1	1987	0	0
SHUMANN, MIKE	WR	82	FLORIDA STATE	1	1980	6	0
SILEO, DAN	DT	93	MIAMI (FL)	1	1987	10	0
SILVAN, NILO	WR	87	TENNESSEE	1	1996	7	0
SIMMONDS, MIKE	G	62	INDIANA STATE	1	1989	5	5
SIMS, JIMMIE	LB	55	SOUTHERN CALIFORNIA	1	1976	2	1
SINGLETON, ALSHERMOND	LB	51	TEMPLE	4	1997-	55	1
SKOW, JIM	DE	71	NEBRASKA	1	1990	12	10
SMITH, BARRY	WR	88	FLORIDA STATE	1	1976	13	1
SMITH, DON	RB/WR	47	MISSISSIPPI STATE	2	1988-89	21	3
SMITH, HERMAN	DE	91	PORTLAND STATE	2	1995-96	8	0
SMITH, JEFF	RB	35	NEBRASKA	2	1987-88	28	11
SMITH, JOHNNY RAY	CB	22	LAMAR	2	1982-83	25	2
SMITH, SEAN	DE	92	GRAMBLING	1	1989	3	1
SMITH, SHEVIN	S	29	FLORIDA STATE	2	1998-99	19	0
SNELL, RAY	G	72	WISCONSIN	4	1980-83	45	35
SOLOMON, JESSE	LB	55, 54	FLORIDA STATE	1	1991	13	12
SPEK, JEFF	TE	88	SAN DIEGO STATE	1	1986	2	0
SPENCE, BLAKE	TE	84	OREGON	1	2000	3	0
SPRADLIN, DANNY	LB	55	TENNESSEE	2	1983-84	31	2
SPRINGS, RON	RB	20	OHIO STATE	2	1985-86	24	10
SPURRIER, STEVE	QB	11	FLORIDA	1	1976	14	12
STALLS, DAVE	DE	65	NORTHERN COLORADO	4	1980-83	46	19
STAMPS, SYLVESTER	RB/KR	24	JACKSON STATE	1	1989	10	1
STARGELL, TONY	CB	45	TENNESSEE STATE	2	1994-95	24	8
STARRING, STEPHEN	WR	81	MCNEESE STATE	1	1988	6	0
STATEN, ROBERT	FB	33	JACKSON STATE	1	1996	6	0
STECKER, AARON	RB	22	WESTERN ILLINOIS	1	2000-	10	0
STENSRUUD, MIKE	DT	94	IOWA STATE	1	1987	12	12
STEPHENS, DARNELL	LB	54	CLEMSON	2	1995-96	14	0
STONE, KEN	S	28	VANDERBILT	1	1976	14	14
STRYZINSKI, DAN	P	4	INDIANA	3	1992-94	48	0
STUDAWAY, MARK	DE	71	TENNESSEE	1	1985	7	0
SULLIVAN, MIKE	C/G	67	MIAMI (FL)	4	1992-95	48	4
SULLY, IVORY	S	44	DELAWARE	2	1985-86	32	27
SWAYNE, HARRY	DE/T	70	RUTGERS	4	1987-90	44	3
SWIDER, LARRY	P	9	PITTSBURGH	2	1981-82	22	0
SWOOPE, CRAIG	S	41	ILLINOIS	2	1986-87	16	11

T

TATE, LARS	RB	34	GEORGIA	2	1988-89	30	19
TATE, WILLY	TE	82	OREGON	1	1996	13	0
TAYLOR, GENE	WR	85	FRESNO STATE	2	1987-88	12	0
TAYLOR, ROB	T	72	NORTHWESTERN	8	1986-93	110	91
TESTAVERDE, VINNY	QB	14	MIAMI (FL)	6	1987-92	76	72
THOMAS, BRODERICK	LB	51	NEBRASKA	5	1989-93	80	55
THOMAS, ED	TE	86	HOUSTON	2	1990-91	13	0
THOMAS, GEORGE	WR	87	UNLV	1	1992	5	1
THOMAS, KELLY	T	70	SOUTHERN CALIFORNIA	2	1983-84	24	15
THOMAS, KEVIN	C	64	ARIZONA STATE	1	1988	10	0
THOMAS, LAMAR	WR	87	MIAMI (FL)	3	1993-95	36	2

THOMAS, NORRIS	CB	41	SOUTHERN MISSISSIPPI	5	1980-84	66	25
THOMAS, ROBB	WR	84	OREGON STATE	3	1996-98	35	9
THOMAS, ZACH	WR	84	SOUTH CAROLINA STATE	1	1984	2	0
THOMPSON, JACK	QB	14	WASHINGTON STATE	2	1983-84	18	16
THOMPSON, LEROY	RB	34	PENN STATE	1	1996	5	0
THOMPSON, ROBERT	LB	56, 59	MICHIGAN	2	1983-84	19	2
TIGGLE, CALVIN	LB	58	GEORGIA TECH	2	1991	24	4
TOMBERLIN, PAT	G	68	FLORIDA STATE	1	1993	2	0
TOOMAY, PAT	DE	66	VANDERBILT	1	1976	14	14
TRIPOLI, PAUL	S	24	ALABAMA	1	1987	13	4
TURK, DAN	G/C	50	WISCONSIN	2	1987-88	25	12
TURNER, VERNON	RB/KR	45, 30	CARSON-NEWMAN	2	1993-94	13	1
TUTTLE, PERRY	WR	81	CLEMSON	1	1984	3	0
TYLER, ANDRE	WR	81	STANFORD	2	1982-83	14	0

U

UNUTOA, MORRIS	C/LS	68	BYU	2	1999-00	28	0
UPSHAW, REGAN	DE	91, 73	CALIFORNIA	3	1996-99	48	47

V

VANCE, ERIC	S	33	VANDERBILT	3	1998-	23	1
VERSER, DAVID	WR	84	KANSAS	1	1985	1	0
VLASIC, MARK	QB	13	IOWA	1	1993	0	0

W

WADDELL, CHARLES	TE	82	NORTH CAROLINA	1	1977	0	0
WALKER, JACKIE	LB/TE	56, 85	JACKSON STATE	4	1986-89	57	9
WALKER, KEVIN	CB	37	EAST CAROLINA	2	1986-87	7	3
WALSH, STEVE	QB	4	MIAMI (FL)	2	1997-98	17	0
WARD, JOHN	G-C	73	OKLAHOMA STATE	1	1976	4	3
WARWKE, DAVE	PK	2	AUGSBURG	1	1983	1	0
WASHINGTON, CHRIS	LB	51	IOWA STATE	5	1984-88	76	52
WASHINGTON, MIKE	CB	40	ALABAMA	9	1976-84	100	97
WASHINGTON, TODD	C/G	75	VIRGINIA TECH	3	1998-	20	0
WEATHERSPOON, CHUCK	RB	37	HOUSTON	1	1991	4	0
WEBSTER, NATE	LB	52	MIAMI (FL)	1	2000-	16	0
WELDON, CASEY	QB	11	FLORIDA STATE	4	1993-96	24	0
WENDER, JACK	RB	38	FRESNO STATE	1	1977	2	0
WESTON, RHONDY	DE	77	FLORIDA	1	1989	12	2
WHEELER, MARK	DT	77	TEXAS A&M	4	1992-95	55	46
WHITE, BRAD	DT	90	TENNESSEE	3	1981-83	41	0
WHITE, CHARLIE	RB	28	BETHUNE-COOKMAN	1	1978	7	1
WHITE, JERIS	CB	45	HAWAII	3	1977-79	46	46
WHITE, ROBB	DE/DT	91	SOUTH DAKOTA	1	1990	7	1
WHITE, STEVE	DE	94	TENNESSEE	5	1996-	63	14
WILDER, JAMES	RB	32	MISSOURI	9	1981-89	113	102
WILLIAMS, DAVID	WR	80	ILLINOIS	1	1986	15	0
WILLIAMS, DOUG	QB	12	GRAMBLING	5	1978-82	67	67
WILLIAMS, ED	FB	43	LANGSTON	2	1976-77	26	15
WILLIAMS, JIMMY	LB	54	NEBRASKA	2	1992-93	27	24
WILLIAMS, KARL	WR	86	TEXAS A&M-KINGSVILLE	5	1996-	71	17
WILLIAMS, MARK	LB	58	OHIO STATE	1	1996	0	0
WILLIS, KEN	PK	1	KENTUCKY	1	1992	9	0
WILSON, BERNARD	DT	96	TENNESSEE STATE	2	1993-94	14	2
WILSON, CHARLES	WR	84	MEMPHIS	3	1992-94	31	8
WILSON, JERRY	CB	24	SOUTHERN	1	1995	0	0
WILSON, KARL	DE	91	LOUISIANA STATE	1	1994	14	2
WILSON, ROBERT	FB	20	TEXAS A&M	1	1991	16	15
WILSON, STEVE	C/T/G	50, 79	GEORGIA	10	1976-85	126	104
WINANS, JEFF	T/G	62	SOUTHERN CALIFORNIA	2	1977-78	12	12
WINFREY, STAN	RB	36	ARKANSAS STATE	1	1977	1	0
WITTE, MARK	TE	85, 93	NORTH TEXAS STATE	3	1983-85	48	2
WONSLEY, NATHAN	RB	46	MISSISSIPPI	1	1986	10	2
WOOD, RICHARD	LB	54	SOUTHERN CALIFORNIA	9	1976-84	132	89
WOODS, RICK	S	20	BOISE STATE	1	1987	5	5
WORD, ROSCOE	CB	24	JACKSON STATE	1	1976	3	2
WORKMAN, VINCE	RB	46	OHIO STATE	2	1993-94	31	19
WRIGHT, CHARLES	CB	21	TULSA	1	1988	2	0
WUNSCH, JERRY	T	71	WISCONSIN	4	1997-	64	30
WYATT, WILLIE	DT	66	ALABAMA	1	1990	7	3



Y

YARNO, GEORGE	G/C/T	68,69,66	WASHINGTON STATE	8	1979-83; 85-87	109	63
YEPREMIAN, GARO	PK	1	NONE	2	1980-81	19	0
YODER, TODD	TE	80	VANDERBILT	1	2000-	9	0
YOUNG, FLOYD	CB	31	TEXAS A&M-KINGSVILLE	4	1997-00	36	1
YOUNG, RANDY	T	70	IOWA STATE	1	1976	9	0
YOUNG, STEVE	T	71	COLORADO	1	1976	11	11
YOUNG, STEVE	QB	8	BRIGHAM YOUNG	2	1985-86	19	19

Z

ZEIER, ERIC	QB	15	GEORGIA	2	1999-00	5	1
-------------	----	----	---------	---	---------	---	---

* Spent one full season on injured reserve

@ All the numbers worn by a player during a game played are listed. The first number listed is the primary or most often worn number. Where no number is primary, the first number worn is listed.

The following were members of the 1987 replacement team fielded during the NFLPA players strike. Games played and started are listed in parentheses. The totals of Ray Criswell, Brian Gant, Charles Gladman, Steve Holloway, Paul Tripoli and Kevin Walker, who were on the roster subsequent to the strike, and Dwayne Dixon, who previously played with the Bucs in 1984, are listed on the main roster: RB Greg Boone (2,0); OG Rufus Brown (2,0); WR Steve Carter (3,1); DE Walter Carter (2,1); DE Mike Clark (3,3); DB Torin Clark (2,2); DB Jeff George (2,1); DE Roy Harris (3,2); OT Dave Heffernan (2,0); QB Mike Hold (2,0); OG Jim Huddleston (1,1); OG John Hunt (1,0); WR David Jackson (1,0); LB Cam Jacobs (3,0); OG David Jordan (3,3); DB Tim King (3,2); RB Dan Land (3,2); LB Fred McCallister (3,3); TE Jeff Modesitt (1,0); LB Sankar Montoute (3,3); NT Fred Nordgren (3,3); OG Paul O'Connor (2,0); QB John Reaves (2,2); RB Harold Ricks (3,1); DE Charles Riggins (3,0); WR Stanley Shakespeare (1,0); OT Reggie Smith (3,3); WR Eric Streater (3,3); PK Van Tiffin (3,0); LB Pat Teague (1,1); RB Derrick Thomas (1,0); DE Calvin Turner (3,0); LB Miles Turpin (3,1); WR Herkie Walls (2,2); TE Arthur Wells (3,0); FB Adrian Wright (3,3); QB Jim Zorn (1,1).

PRODUCING THE BUCCANEERS

Colleges and universities which have produced Buccaneer players

- 25 — USC
- 23 — Florida State
- 22 — Florida
- 18 — Alabama
- 17 — Miami (FL)
- 14 — Tennessee
- 12 — Nebraska, Penn State
- 11 — Clemson, Ohio State, Pittsburgh
- 10 — Auburn
- 9 — Arizona State
- 8 — Arkansas
- 7 — California, Georgia, Notre Dame, Texas, Washington, Wisconsin
- 6 — Arizona, Baylor, Bethune-Cookman, Jackson State, Maryland, Oklahoma, Oklahoma, Texas A&M, Texas Tech, UNLV, Vanderbilt
- 5 — Houston, Illinois, Kansas State, Kentucky, Memphis, North Carolina, Oklahoma State, Southern, Tennessee State, Texas A&M-Kingsville, Virginia, Virginia Tech
- 4 — Alcorn State, Colorado, Fresno State, Grambling, Indiana, Iowa, Iowa State, LSU, Minnesota, Mississippi State, North Carolina State, San Jose State, Stanford, UCLA, Washington State
- 3 — Brigham Young, Hawaii, Kansas, Mississippi, Missouri, North Texas State, Oregon, Purdue, Rice, San Diego State, SMU, South Carolina, South Carolina State, Southern Mississippi, No college
- 2 — Albany (GA) State, Cal Poly SLO, Carson-Newman, Central (OH) State, Colorado State, Delaware, Eastern Kentucky, Georgia Tech, Illinois State, Kent, Kentucky State, Lamar, Louisville, Michigan State, Mississippi Valley State, Nevada-Reno, Nicholls State, North Carolina A&T, Northern Arizona, Northern Illinois, Oregon State, Rice, Rutgers, Southwest Louisiana State, Syracuse, Tampa, Tennessee-Chattanooga, Tulane, Tulsa, UTEP, Weber State, West Virginia, William & Mary
- 1 — Alabama A&M, Appalachian State, Arkansas State, Augsburg, Austin Peay, Ball State, Boise State, Boston University, Cal State-Fullerton, Cal State-Hayward, Cal State-Northridge, Cameron State, Central Arkansas, The Citadel, Cornell, Duke, East Carolina, East Tennessee State, East Texas, Elizabeth City (NC) State, Emporia State, Furman, Indiana State, Johnson C. Smith, Langston, Lehigh, Liberty, Linfield, Louisiana Tech, Marshall, Massachusetts, McNeese State, Michigan, Middle Tennessee State, Minot State, Mississippi College, Montana State, New Hampshire, North Alabama, North Carolina Central, Northeast Louisiana, Northern Colorado, Northern Michigan, Northwestern, Ohio, Pacific, Portland State, Rhode Island, Sacramento State, Saginaw Valley State, St. John's, Sam Houston State, Santa Clara, South Dakota, Southeastern Louisiana, Southern Colorado State, Southern Illinois, Southwest Texas State, Temple, Texas Christian, Texas Southern, Toledo, Towson State, Tulane, Utah State, Valparaiso, Wake Forest, West Texas State, Western Carolina, Western Illinois, Yale, Youngstown State

ALL-TIME DRAFT

Buccaneers in the First Round (overall pick)

1976	DE Lee Roy Selmon, Oklahoma (1)
1977	RB Ricky Bell, USC (1)
1978	QB Doug Williams, Grambling (17)
1979	None
1980	G Ray Snell, Wisconsin (22)
1981	LB Hugh Green, Pittsburgh (7)
1982	G Sean Farrell, Penn State (17)
1983	None
1984	None
1985	DE Ron Holmes, Washington (8)
1986	RB Bo Jackson, Auburn (1) CB Rod Jones, SMU (25)
1987	QB Vinny Testaverde, Miami (1)
1988	T Paul Gruber, Wisconsin (4)
1989	LB Broderick Thomas, Nebraska (6)
1990	LB Keith McCants, Alabama (4)
1991	T Charles McRae, Tennessee (7)
1992	None
1993	DE Eric Curry, Alabama (6)
1994	QB Trent Dilfer, Fresno State (6)

1995	DT Warren Sapp, Miami (12) LB Derrick Brooks, Florida State (28)
1996	DE Regan Upshaw, California (12) DT Marcus Jones, North Carolina (22)
1997	RB Warrick Dunn, Florida State (12) WR Reidel Anthony, Florida (16)
1998	None
1999	DT Anthony McFarland, Louisiana State (15)
2000	None
2001	T Kenyatta Walker, Florida (14)

First Round Draftees by Position

Position	No.
Defensive Linemen	7
Offensive Linemen	5
Linebackers	4
Quarterbacks	3
Running Backs	3
Defensive Backs	1
Wide Receivers	1

FIRST-ROUND TRADE NOTES...1978: Tampa Bay traded first overall pick to Houston for TE Jimmie Giles, Houston's first (17th overall) and second-round picks in '78 and third and fifth-round picks in '79. Tampa Bay selected QB Doug Williams; **1979:** Tampa Bay traded first-round pick (4th overall) to Chicago for DE Wally Chambers; **1983:** Tampa Bay traded 1983 first-round pick (18th overall) in 1982 to Chicago for 1982 second-round pick, used to select DE Booker Reese; **1984:** Tampa Bay traded 1984 first-round pick (1st overall) to Cincinnati in 1983 for QB Jack Thompson; **1986:** Tampa Bay acquired Miami's first-round pick (25th overall) for LB Hugh Green and selected CB Rod Jones; **1992:** Tampa Bay traded 1992 first-round pick (2nd overall) to Indianapolis in 1991 for QB Chris Chandler; **1995:** Tampa Bay traded first (7th overall) and third-round picks to Philadelphia for first (12th overall) and two second-round picks. Tampa Bay then traded two second-round picks to Dallas for first-round pick (28th overall). Tampa Bay selected DT Warren Sapp and LB Derrick Brooks; **1996:** Tampa Bay traded QB Craig Erickson to Indianapolis for first-round pick (22nd overall). Tampa Bay selected DT Marcus Jones; **1997:** Tampa Bay traded 1996 second-round pick to San Diego for 1997 first-round pick (16th overall). Tampa Bay traded first (8th overall) and fourth-round picks to N.Y. Jets for first-round pick (sixth overall), then traded that pick to Seattle for first (12th overall) and third-round picks. Tampa Bay selected RB Warrick Dunn and WR Reidel Anthony; **1998:** Tampa Bay traded first-round pick (23rd overall) to Oakland for two second-round picks. Tampa Bay traded 1998 second-round pick to San Diego for first-round pick in 2000; **2000:** Tampa Bay traded two first-round picks (13th, 27th overall) to N.Y. Jets for WR Keyshawn Johnson; **2001:** Tampa Bay traded first (21st overall) and second (51st) to Buffalo for first-round pick (14th overall).

YEAR-BY-YEAR SELECTIONS

1976 (DRAFTED #1)

1	DE Lee Roy Selmon, Oklahoma	7	QB Parnell Dickinson, Mississippi Valley St.	4	traded to Cincinnati for RB Charlie Davis
2a	RB Jimmy DuBose, Florida	8	traded to N.Y. Jets for LB Steve Reese	5	traded to Miami for LB Ray Nettles
2b	traded to San Francisco for QB Steve Spurrier	9	G Bruce Welch, Texas A&M	6a	traded to Chicago for QB Gary Huff
2c	DT/LB Dewey Selmon, Oklahoma	10	LB Sid Smith, BYU	6b	traded to Chicago (see pick 6a)
3a	T Steve Young, Colorado	11	DB Melvin Washington, Colorado St.	7	traded to N.Y. Jets for LB Richard Wood
3b	traded to Baltimore for CB Mike Washington	12	WR George Ragsdale, North Carolina A&T	8	QB Randy Hedberg, Minot St. LB Byron Hemingway, Boston College
3c	LB Steve Maughan, Utah St.	13	TE Brad Jenkins, Nebraska	9b	WR Larry Mucker, Arizona St.
4a	traded to L.A. Rams for LB Jim Peterson	14	KR/WR Carl Roaches, Texas A&M	10a	FB Robert Morgan, Florida
4b	WR Richard Appleby, Georgia	15	DT Bob Dzierzak, Utah St.	10b	LB Aaron Ball, Cal St.-Fullerton
4c	G Everett Little, Houston	16	LB Tom West, Tennessee	11	DB Chuck Rodgers, North Dakota St.
4d	DB Mishael Kelson, W. Texas St.	17	QB Jack Berry, Washington St.	12	WR Chip Sheffield, Lenoir Rhyne
5b	T Steve Wilson, Georgia				
5c	traded to L.A. Rams (see pick 4a)				
6	DB Curtis Jordan, Texas Tech				

1977 (DRAFTED #1)

1	RB Ricky Bell, USC
2	LB David Lewis, USC
3	DE Charley Hannah, Alabama

1978 (DRAFTED #1)

1	QB Doug Williams, Grambling
2a	RB Johnny Davis, Alabama



- 2b G Brett Moritz, Nebraska
- 3 traded to Oakland for G Dan Medlin
- 4 traded to Oakland for T Jeff Winans
- 5 traded to Miami for CB Jeris White
- 6 WR Elijah Marshall, North Carolina State
- 7 traded to Atlanta for PK Allan Leavitt
- 8 LB John McGriff, Miami
- 9 WR Willie Taylor, Pittsburgh
- 10 LB Aaron Brown, Ohio St.
- 11 traded to Pittsburgh (see pick 10b)
- 12 RB Kevin McLee, Georgia

1979 (DRAFTED #4)

- 1 traded to Chicago for DE Wally Chambers
- 2a G Greg Roberts, Oklahoma
- 2b WR Gordon Jones, Pittsburgh
- 3a RB Jerry Eckwood, Arkansas
- 3b DE Reggie Lewis, N. Texas St.
- 3c RB Rick Berns, Nebraska
- 4 traded to Detroit
- 5 QB Chuck Fusina, Penn St.
- 6 traded to Oakland for LB Rick Bonness
- 7 traded to Washington
- 8 DT Eugene Sanders, Texas A&M
- 9 WR Henry Vereen, UNLV
- 10 traded to San Francisco for TE Jim Obradovich
- 11 TE Bob Rippenrop, Fresno St.
- 12 DT David Logan, Pittsburgh

1980 (DRAFTED ALTERNATELY #22-21-20-19-18)

- 1 G Ray Snell, Wisconsin
- 2 WR Kevin House, Southern Illinois
- 3 LB Scot Brantley, Florida
- 4 CB Larry Flowers, Texas Tech
- 5 traded to Oakland
- 6 traded to Cincinnati
- 7 C Jim Leonard, Santa Clara
- 8 S Derrick Goddard, Drake
- 9 WR Gerald Carter, Texas A&M
- 10a LB Andy Hawkins, Texas A&I
- 10b RB Brett Davis, UNLV
- 11 DT Terry Jones, Central St. (OK)
- 12 CB Gene Coleman, Miami

1981 (DRAFTED ALTERNATELY #7-6)

- 1 LB Hugh Green, Pittsburgh
- 2 RB James Wilder, Missouri
- 3 traded to L.A. Rams for G Greg Horton
- 4 CB John Holt, West Texas St.
- 5 traded to Oakland for QB Mike Rae
- 6 traded to New Orleans for P Tom Blanchard
- 7 traded to Dallas for DE Dave Stalls
- 8 T Denver Johnson, Tulsa
- 9 QB Mike Ford, SMU

- 10 DE Ken McCune, Texas
- 11 CB Johnny Ray Smith, Lamar
- 12 DT Brad White, Tennessee

1982 (DRAFTED ALTERNATELY #17-16-18)

- 1 G Sean Farrell, Penn St.
- 2 DE Booker Reese, Bethune Cookman
- 3a TE Jerry Bell, Arizona St.
- 3b DE John Cannon, William & Mary
- 4 RB Dave Barrett, Houston
- 5 LB Jeff Davis, Clemson
- 6 WR Andre Tyler, Stanford
- 7 S Tom Morris, Michigan St.
- 8 LB Kal Atkins, Illinois
- 9 QB Robert Lane, NE Louisiana
- 10 traded to San Francisco for DT Ted Vincent
- 11 traded to Dallas for CB Aaron Mitchell
- 12 RB/KR Michael Morton, UNLV

1983 (DRAFTED ALTERNATELY #18-17-16-15-19)

- 1 traded to Chicago for 1982 second-round pick
- 2 C Randy Grimes, Baylor
- 3 CB Jeremiah Castille, Alabama
- 4 T Kelly Thomas, USC
- 5 NT Tony Chickillo, Miami
- 6a TE Gene Branton, Texas Southern
- 6b T Ken Kaplan, New Hampshire
- 7 RB Weldon Ledbetter, Oklahoma
- 8 LB John Samuelson, Azusa Pacific
- 9 DE Hasson Arbubakrr, Texas Tech
- 10 WR Darius Durham, San Diego St.
- 11 TE Mark Witte, North Texas St.
- 12 NT John Higginbotham, NE Oklahoma

1984 (DRAFTED #1)

- 1 traded to Cincinnati in 1983 for QB Jack Thompson
- 2 LB Keith Browner, USC
- 3 CB Fred Acorn, Texas
- 4a RB Michael Gunter, Tulsa
- 4b T Ron Heller, Penn St.
- 5 traded to Dallas for LB Danny Spradlin
- 6 LB Chris Washington, Iowa St.
- 7 TE Jay Carroll, Minnesota
- 8 DE Fred Robinson, Miami
- 9 G Rick Mallory, Washington
- 10 PK Jim Gallery, Minnesota
- 11 QB Blair Kiel, Notre Dame
- 12 WR Thad Jemison, Ohio St.

1985 (DRAFTED #8)

- 1 DE Ron Holmes, Washington
- 2 traded to Denver for QB Steve DeBerg
- 3 LB Ervin Randle, Baylor
- 4 S Mike Heaven, Illinois
- 5 traded to N.Y. Jets for RB Scott Dierking
- 6 traded to Cincinnati for T Don Swafford
- 7 S Mike Prior, Illinois St.
- 8 WR Phil Freeman, Arizona
- 9 QB Steve Calabria, Colgate
- 10 PK Donald Igwebuike, Clemson
- 11 RB Punkin Williams, Memphis
- 12a S Jim Rockford, Oklahoma
- 12b LB Jim Melka, Wisconsin

1986 (DRAFTED ALTERNATELY #2-1)*

- 1a RB Bo Jackson, Auburn
 - 1b CB Rod Jones, SMU
 - 2a LB Jackie Walker, Jackson St.
 - 2b LB Kevin Murphy, Oklahoma
 - 3 traded to New Orleans for DB Dave Greenwood
 - 4 S Craig Swoope, Illinois
 - 5 T J.D. Maarleveld, Maryland
 - 6 S Kevin Walker, East Carolina
 - 7 traded to Buffalo for WR Perry Tuttle
 - 8 traded to L.A. Rams for CB Ivory Sully
 - 9 P Tommy Barnhardt, North Carolina
 - 10 DE Ben Reed, Mississippi
 - 11 G Mark Drenth, Purdue
 - 12a G Clay Miller, Michigan
 - 12b RB Mike Crawford, Arizona St.
- * First-round pick was first overall because Buffalo's pick was traded to Cleveland and utilized in the 1985 supplemental draft.

1987 (DRAFTED #1)

- 1 QB Vinny Testaverde, Miami
- 2a CB Ricky Reynolds, Wash. St.
- 2b LB Winston Moss, Miami
- 2c RB Don Smith, Mississippi St.
- 3 WR Mark Carrier, Nicholls St.
- 4a LB Don Graham, Penn St.
- 4b TE Ron Hall, Hawaii
- 4c WR Bruce Hill, Arizona St.
- 5a LB Henry Rolling, Nevada-Reno
- 5b S Tony Mayes, Kentucky
- 6 RB Steve Bartalo, Colorado St.
- 7a NT Curt Jarvis, Alabama
- 7b DE Harry Swayne, Rutgers
- 8 NT Stan Mataele, Arizona
- 9a RB Joe Armentrout, Wisconsin
- 9b P Greg Davis, Citadel
- 10 G Mike Simmonds, Indiana St.
- 11 RB Reggie Taylor, Cincinnati
- 12a DE Scott Cooper, Kearney St.
- 12b QB Mike Shula, Alabama

1988 (DRAFTED ALTERNATELY #4-3-2-5)

- 1 T Paul Gruber, Wisconsin
- 2 RB Lars Tate, Georgia
- 3 exercised in 1987 supplemental draft for NT Dan Sileo, Miami
- 4a DT Robert Goff, Auburn
- 4b G John Bruhin, Tennessee
- 4c P Monte Robbins, Michigan
- 5 RB William Howard, Tennessee
- 6 DT Shawn Lee, North Alabama
- 7 RB Kerry Goode, Alabama
- 8 RB Anthony Simpson, East Carolina
- 9 DT Reuben Davis, North Carolina
- 10 traded to Pittsburgh
- 11 WR Frank Pillow, Tennessee St.
- 12 LB Victor Jones, Virginia Tech

1989 (DRAFTED ALTERNATELY #6-5-7)

- 1 LB Broderick Thomas, Nebraska
- 2 WR Danny Peebles, North Carolina St.
- 3 traded to New England for WR Stephen Starring
- 4 CB Anthony Florence, Bethune Cookman
- 5 RB Jamie Lawson, Nicholls St.
- 6a P Chris Mohr, Alabama
- 6b LB Derrick Little, So. Carolina
- 7 traded to Buffalo for LB Eugene Marve
- 8 G Carl Bax, Missouri
- 9 RB Patrick Egu, Nevada-Reno
- 10 T Ty Granger, Clemson
- 11a G Rod Mounts, Texas A&I
- 11b DE Willie Griffin, Nebraska
- 11c WR Herb Duncan, N. Arizona
- 12 CB Terry Young, Georgia Southern

1990 (DRAFTED ALTERNATELY #4-6-5)

- 1 LB Keith McCants, Alabama
- 2 RB Reggie Cobb, Tennessee
- 3 traded to San Diego for RB Gary Anderson
- 4a TE Jesse Anderson, Miss. St.
- 4b C Tony Mayberry, Wake Forest
- 5 G Ian Beckles, Indiana
- 6 RB Derrick Douglas, Louisiana Tech
- 7 DE Donnie Gardner, Kentucky
- 8 traded to L.A. Rams
- 9 DE Terry Cook, Fresno St.
- 10 TE Mike Busch, Iowa St.
- 11 WR Terry Anthony, Florida St.
- 12 QB Todd Hammel, Stephen F. Austin

1991 (DRAFTED ALTERNATELY #7-11-10-9-8)

- 1 T Charles McRae, Tennessee
- 2 traded to San Diego (see 1990 third-round pick)
- 3a WR Lawrence Dawsey, Florida St.
- 3b FB Robert Wilson, Texas A&M
- 4 S Tony Covington, Virginia
- 5a LB Terry Bagsby, East Texas St.
- 5b G Tim Ryan, Notre Dame
- 6 DT Rhett Hall, California
- 7 LB Calvin Tiggie, Georgia Tech
- 8 S Marty Carter, Middle Tenn. St.
- 9 WR/KR Treاملة Taylor, Nevada-Reno
- 10a QB Pat O'Hara, USC
- 10b RB Hyland Hickson, Mich. St.
- 11 DT Mike Sunvold, Minnesota
- 12 LB Al Chamblee, Virginia Tech

1992 (DRAFTED ALTERNATELY #2-4-3)

- 1 traded to Indianapolis in 1991 for QB Chris Chandler
- 2 WR Courtney Hawkins, Michigan St.
- 3a DT Mark Wheeler, Texas A&M
- 3b TE Tyji Armstrong, Mississippi
- 4 QB Craig Erickson, Miami
- 5a CB Rogerick Green, Kansas St.
- 5b DT Santana Dotson, Baylor
- 6 LB James Malone, UCLA
- 7 S Ken Swilling, Georgia Tech
- 8a FB Anthony McDowell, Texas Tech
- 8b QB Mike Pawlawski, California
- 9 traded to Minnesota for LB Jimmy Williams
- 10 LB Elijah Alexander, Kansas St.
- 11 RB Mazio Royster, USC
- 12 P Klaus Wilmsmeyer, Louisville

1993 (DRAFTED ALTERNATELY #6-5-8-7)

- 1 DE Eric Curry, Alabama
- 2 LB Demetrius DuBose, Notre Dame
- 3a WR Lamar Thomas, Miami
- 3b S John Lynch, Stanford
- 4a FB Rudy Harris, Clemson
- 4b WR Horace Copeland, Miami
- 5 awarded to Green Bay as compensation for RB Vince Workman
- 6 DE Chidi Ahanotu, California
- 7 WR Tyree Davis, Central Ark.
- 8a WR Darrick Branch, Hawaii
- 8b PK Daron Alcorn, Akron

1994 (DRAFTED ALTERNATELY #6-5-4)

- 1 QB Trent Difer, Fresno St.
- 2 RB Errict Rhett, Florida
- 3 TE Harold Bishop, Louisiana St.
- 4 traded to Dallas for S Thomas Everett
- 5 T Pete Pierson, Washington
- 6 LB Bernard Carter, East Carolina
- 7 C Jim Pyne, Virginia Tech

1995 (DRAFTED ALTERNATELY #7-6-5)

- 1a DT Warren Sapp, Miami
- 1b LB Derrick Brooks, Florida St.
- 2 S Melvin Johnson, Kentucky
- 3 traded to Philadelphia
- 4 CB Jerry Wilson, Southern
- 5 CB Clifton Abraham, Florida St.
- 6 LB Wardell Rouse, Clemson
- 7a G/T Stephen Ingram, Maryland
- 7b DE Jeffrey Rodgers, Texas A&M-Kingsville

1996 (DRAFTED ALTERNATELY #12-11-10-9-8-13)

- 1a DE Regan Upshaw, California
- 1b DT Marcus Jones, North Carolina
- 2 FB Mike Alstott, Purdue
- 3 CB Donnie Abraham, East Tennessee St.
- 4a T Jason Odom, Florida
- 4b S Eric Austin, Jackson St.
- 5 DT Jason Maniecki, Wisconsin
- 6 WR Nilo Silvan, Tennessee
- 7 CB Reggie Rusk, Kentucky

1997 (DRAFTED ALTERNATELY #8-7-6)

- 1a RB Warrick Dunn, Florida St.
- 1b WR Reidel Anthony, Florida
- 2 T Jerry Wunsch, Wisconsin
- 3 G Frank Middleton, Arizona
- 3b CB Ronde Barber, Virginia
- 4 LB Alshermund Singleton, Temple
- 5 TE Patrick Hape, Alabama
- 6a CB Al Harris, Texas A&M-Kingsville
- 6b WR Nigea Carter, Michigan St.
- 7 DT Anthony DeGrate, Stephen F. Austin

1998 (DRAFTED ALTERNATELY #23-22)

- 2a WR Jacques Green, Florida
- 2b CB Brian Kelly, Southern California
- 3 LB Jamie Duncan, Vanderbilt
- 4 C/G Todd Washington, Virginia Tech
- 5 traded to NY Jets for FB Lorenzo Neal
- 6a DT James Cannida, Nevada-Reno
- 6b S Shevin Smith, Florida St.
- 7 DE Chance McCarty, Texas Christian



HISTORY

1999 (DRAFTED ALTERNATELY #15-19-18-17-16)

- 1 DT Anthony McFarland, Louisiana State
- 2 QB Shaun King, Tulane
- 3 K Martin Gramatica, Kansas State
- 4 S Dexter Jackson, Florida State
- 5 DE John McLaughlin, California
- 6 FB Lamarr Glenn, Florida State
- 7a G/T Robert Hunt, Virginia
- 7b RB Autry Denson, Notre Dame
- 7c WR Darnell McDonald, Kansas State

2000 (DRAFTED ALTERNATELY #27-26)

- 1 traded to NY Jets for WR Keyshawn Johnson
- 2 G Cosey Coleman, Tennessee
- 3 LB Nate Webster, Miami
- 4 traded to Carolina
- 5 TE James Whalen, Kentucky
- 6 S David Gibson, USC
- 7 QB Joe Hamilton, Georgia Tech

2001 (DRAFTED ALTERNATELY #21-20-22)

- 1 T Kenyatta Walker, Florida
- 3 CB Dwight Smith, Akron
- 4 S John Howell, Colorado State
- 5 G Russ Hochstein, Nebraska
- 6a FB Jameel Cook, Illinois
- 6b DE Ellis Wyrms, Mississippi St.
- 7a TE Dauntae Finger, North Carolina
- 7b S Than Merrill, Yale
- 7c DE Joe Tafoya, Arizona

TRADE HISTORY

1976

- April 2 WR Willie McGee, LB Bruce Elia and a 1976 second-round pick to San Francisco for QB Steve Spurrier
- April 2 1976 eighth-round pick to N.Y. Jets for LB Steve Reese
- April 2 1976 third-round pick to Baltimore for CB Mike Washington
- April 8 1976 fourth and fifth-round pick to L.A. Rams for LB Jim Peterson
- Sept. 7 1976 fourth-round pick to Cincinnati for RB Charlie Davis

1977

- Jan. 21 1977 fifth-round pick to Miami for LB Ray Nettles
- Jan. 21 G Johnny Miller to San Francisco for tenth-round pick (LB Aaron Ball)
- April 15 Two 1977 second-round picks to Chicago for QB Gary Huff
- May 2 S Cedric Brown to Oakland for 1977 sixth and ninth-round picks (sixth-round pick traded to Chicago for QB Gary Huff, WR Larry Mucker)
- Aug. 8 T Mike Current and future considerations to Miami for T Darryl Carlton
- Aug. 29 1978 and 1979 sixth-round picks to Oakland for LB Rik Bonness
- Sept. 5 1978 fourth-round pick to Oakland for T Jeff Winans
- Sept. 5 1978 fifth-round pick to Miami for CB Jeris White
- Sept. 12 1978 third-round pick to Oakland for G Dan Medlin
- Sept. 23 1978 seventh-round pick to Atlanta for PK Allan Leavitt

1978

- April 14 TE Bob Moore and 1979 first-round pick to Chicago for DT Wally Chambers
- April 19 C Dan Ryczek to L.A. Rams for 1978 sixth-round pick (WR Elijah Marshall)
- April 24 1978 first-round pick to Houston for TE Jimmie Giles, 1978 first and second-

round picks and 1979 third and fifth-round picks (QB Doug Williams,

G Brett Moritz, DE Reggie Lewis and QB Chuck Fusina)

- April 30 RB Anthony Davis to Houston for RB Don Hardeman
- May 3 1978 tenth and 11th-round picks to Pittsburgh for DT Ernie Holmes
- May 11 1979 fourth-round pick to Detroit for T Rockne Freitas
- July 6 DE Council Rudolph to Miami for 1979 eighth-round pick (DT Eugene Sanders)
- July 6 1979 tenth-round pick to San Francisco for TE Jim Obradovich
- Sept. 11 1981 third-round pick to L.A. Rams for G Greg Horton
- Sept. 12 1980 and 1981 fifth-round picks to Oakland for QB Mike Rae
- Oct. 10 1979 seventh-round pick to Washington for WR Frank Grant

1979

- April 24 1979 eighth-round pick to New York Jets for C/G Darrell Austin
- May 1 NT Dave Pear to Oakland for 1979 second and third-round picks (G Greg Roberts and RB Rick Berns)
- May 30 1980 sixth-round pick to Cincinnati for RB Tony Davis
- May 31 RB Charles White to San Diego for 1980 tenth-round pick (RB Brett Davis)
- Aug. 16 1981 sixth-round pick to New Orleans for P Tom Blanchard

1980

- April 29 CB Jeris White to Washington for WR Danny Buggs and 1980 fourth-round pick (CB Larry Flowers)
- Aug. 6 1981 seventh-round pick and fourth-round pick in 1982 to Dallas for DE Dave Stalls
- Aug. 25 RB Jimmy DuBose and 1982 second-round pick to Miami for RB Gary Davis and CB Norris Thomas

1981

- May 1 1982 tenth-round pick to San Francisco for **DT Ted Vincent**
 Aug. 31 1982 11th-round pick to Dallas for **S Aaron Mitchell**

1982

- Feb. 1 **LB David Lewis** to San Diego for 1982 third-round pick and 1984 fourth-round pick (**DE John Cannon**, '84 pick was traded to Denver for **QB Steve DeBerg**)
 March 9 **RB Ricky Bell** to San Diego for 1982 fourth-round pick (**RB Dave Barrett**)

1983

- April 26 1984 fourth-round pick for San Francisco's sixth-round pick in 1983 (**TE Gene Branton**)
 June 2 1984 first-round pick to Cincinnati for **QB Jack Thompson**
 July 18 **T Charley Hannah** to L.A. Raiders for **DE Dave Browning** and a 1984 fourth-round pick (**T Ron Heller**)
 Aug. 24 1984 fifth-round pick to Dallas for **LB Danny Spradlin**

1984

- April 17 1985 fifth-round pick to N.Y. Jets for **RB Scott Dierking**
 April 24 1984 fourth-round pick and 1985 second-round pick to Denver for **QB Steve DeBerg**
 May 21 **QB Jerry Golsteyn** to L.A. Raiders for **DB Irvin Phillips**
 July 24 1985 sixth-round pick to Cincinnati for **T Don Swafford**
 July 31 **G Ray Snell** to Pittsburgh for **G Steve Courson**
 Aug. 21 1986 seventh-round pick to Buffalo for **WR Perry Tuttle**
 Sept. 4 **DE Booker Reese** to L.A. Rams for 1985 12th-round pick (**LB Jim Melka**)

1985

- Aug. 1 1986 eighth-round pick to L.A. Raiders for **S Ivory Sully**
 Aug. 9 **C Jim Leonard** to San Francisco for 1986 12th-round pick (**RB Mike Crawford**)
 Aug. 13 1986 sixth-round pick to Denver for **DE Brison Manor**
 Aug. 30 1986 third-round pick to New Orleans for **S David Greenwood**
 Oct. 9 **LB Hugh Green** to Miami for 1986 first and second-round picks (**CB Rod Jones** and **LB Kevin Murphy**)

1986

- April 29 1987 fifth-round pick to New England for 1986 sixth-round pick (**S Kevin Walker**)
 May 19 1987 eighth-round pick to N.Y. Jets for **T Marvin Powell**
 Aug. 11 Rights to **QB Doug Williams** to Washington for 1987 fifth-round pick (**S Tony Mayes**)
 Aug. 13 **CB John Holt** to Indianapolis for 1987 eighth-round pick (**NT Stan Mataele**)
 Aug. 18 **LB Rick DiBernardo** to St. Louis for 1987 12th-round pick (**QB Mike Shula**)

Aug. 20

LB Andy Hawkins to San Diego for 1987 sixth-round pick (**RB Steve Bartalo**)

1987

- Feb. 4 **G Sean Farrell** to New England for 1987 second-round pick (**RB Don Smith**)
 April 13 1987 sixth-round pick to Pittsburgh for **C Dan Turk**
 April 24 **QB Steve Young** to San Francisco for cash and 1987 second and fourth-round picks (**LB Winston Moss** and **WR Bruce Hill**)
 April 28 1988 fourth-round pick to New England for 1987 fifth-round pick (**LB Henry Rolling**)
 April 28 1987 second-round pick to Buffalo for 1987 second and fourth-round picks (**CB Ricky Reynolds** and **TE Ron Hall**)
 Sept. 1 1988 tenth-round pick to Pittsburgh for **S Rick Woods**
 Oct. 6 **G Mitch Grier** to N.Y. Jets for cash

1988

- April 7 **QB Steve DeBerg** to Kansas City for **S Mark Robinson** and 1988 fourth and eighth-round picks (**G John Bruhin** and **RB Anthony Simpson**)
 April 24 1988 second-round pick to Philadelphia for 1988 second and fourth-round picks. 1988 second-round pick obtained from Philadelphia to San Francisco for 1988 second and fourth-round picks (**DT Robert Goff**, **RB Lars Tate** and **P Monte Robbins**)
 April 29 1989 12th-round pick to Indianapolis for **QB Joe Ferguson**
 May 4 **T Ron Heller** to Seattle for 1989 sixth-round pick (**LB Derrick Little**) and **DE Randy Edwards**
 June 13 1989 seventh-round pick to Buffalo for **LB Eugene Marve**
 Aug. 26 1989 third-round pick to New England for **WR Stephen Starring**

1989

- April 24 1990 eighth-round pick to L.A. Rams for two 1989 11th-round picks and a 12th-round pick (**DE Willie Griffin**, **WR Herb Duncan** and **DB Terry Young**)
 Sept. 5 **DE Ron Holmes** to Denver for 1990 fourth-round pick (**C Tony Mayberry**)

1990

- April 21 1990 third-round pick and 1991 second-round pick to San Diego for **RB Gary Anderson**
 July 31 1992 first-round pick to Indianapolis for **QB Chris Chandler**
 Sept. 1 **CB Roderick Jones** to Cincinnati for **DE Jim Skow**
 Sept. 3 **DT Robert Goff** to New Orleans for 1991 tenth-round pick (**RB Hyland Hickson**)

1991

- April 22 **LB Winston Moss** to L.A. Raiders for 1991 third and fifth-round picks (**RB Robert Wilson** and **G Tim Ryan**)



HISTORY

- Aug. 27 **LB Ervin Randle** to Kansas City for 1992 fifth-round pick (**DT Santana Dotson**)
Sept. 18 1992 fifth-round pick to New England for **LB Jesse Solomon**

1992

- Jan. 30 1992 seventh-round pick to Denver for **WR Ricky Nattiel**
Feb. 2 1992 ninth-round pick to Minnesota for **LB Jimmy Williams**
April 26 1992 second-round pick to L.A. Raiders for 1992 second, third and seventh-round picks (**WR Courtney Hawkins** and **S Ken Swilling**)
April 26 1992 third-round pick obtained from Raiders to New Orleans for 1992 third and fifth-round picks (**TE Tyji Armstrong** and **CB Rogerick Green**)
April 27 1992 sixth-round pick to Cleveland for 1992 sixth and eighth-round picks (**LB James Malone** and **QB Mike Pawlawski**)
June 19 **WR Stacey Simmons** to L.A. Raiders for past consideration
Aug. 26 **LB Kevin Murphy** to San Diego for 1993 eighth-round pick (**WR Derrick Branch**)
Aug. 26 1993 eighth-round pick to Dallas for **CB Garry Lewis** and 1993 eighth-round pick (**PK Daron Alcorn**)
Oct. 13 **DT Rueben Davis** to Phoenix for 1993 third-round pick (pick used in 1993 trade with San Diego)

1993

- April 25 1993 third-round pick to San Diego for 1993 third and fourth-round picks (**S John Lynch** and **WR Horace Copeland**)
June 1 **T Rick Trumbull** from Cleveland for past consideration

1994

- April 5 1994 fourth-round pick to Dallas for **S Thomas Everett**
Aug. 23 **CB Darren Anderson** to Kansas City for 1995 seventh-round pick (**DE Jeffrey Rodgers**)

1995

- April 22 **QB Craig Erickson** to Indianapolis for 1996 first-round pick (**DT Marcus Jones**)
April 22 1995 first and third-round picks to Philadelphia for 1995 first and two second-round picks (**DT Warren Sapp** and **S Melvin Johnson**)
April 22 Two 1995 second-round picks to Dallas for 1995 first-round pick (**LB Derrick Brooks**)
May 19 **TE Harold Bishop** to Cleveland for 1996 second-round pick (**RB Mike Alstott**)
Aug. 27 **DT Marc Spindler** and **WR Charles Wilson** to N.Y. Jets for 1996 fourth-round pick (**T Jason Odom**)

1996

- April 20 1996 second-round selection to San Diego for Chargers' 1997 first-round pick (**WR Reidel Anthony**)

1998

- Feb. 17 **RB Errict Rhett** to Baltimore for Ravens' 1999 third-round pick. The pick is later traded back to Baltimore on draft day for the Ravens' 1998 fourth-round pick which the Bucs used to select **C/G Todd Washington**
Mar. 12 1998 fifth-round draft pick to NY Jets for **FB Lorenzo Neal**
April 18 1998 third-round draft pick to San Diego for Chargers' 2000 first-round pick
April 19 **S Melvin Johnson** to Kansas City Chiefs for sixth-round 1999 draft pick

1999

- April 17 1999 sixth-round draft pick to Baltimore for **QB Eric Zeier**.
April 18 1999 sixth-round draft pick to Jacksonville for Jaguars' sixth and seventh-round picks
Oct. 19 **DE Regan Upshaw** to Jacksonville for undisclosed draft pick

2000

- April 12 2000 first-round picks (13th, 27th overall) to N.Y. Jets for **WR Keyshawn Johnson**
April 15 2000 second-round pick and fourth-round pick to Carolina for second-round pick (**G Cosey Coleman**)

2001

- March 6 **QB Eric Zeier** to Atlanta for undisclosed draft pick
April 21 2001 first-round and second-round pick to Buffalo for 2001 first-round draft pick

BUCCANEERS IN FREE AGENCY

(Includes only unrestricted and restricted free agents)

FREE AGENTS SIGNED

PLAYER	TEAM
1989 (6)	
LB Sam Anno	Minnesota
QB Kerwin Bell	Atlanta
CB Sherman Cocroft	Buffalo
WR Willie Drewrey	Houston
RB Sylvester Stamps	Atlanta
CB Sidney Johnson	Kansas City
1990 (5)	
LB Adam Bob	N.Y. Jets
CB Evan Cooper	Atlanta
T Scott Dill	Phoenix
CB Eric Everett	Philadelphia
CB Rodney Rice	New England
1991 (4)	
CB William Frizzell	Philadelphia
DE Marlon Jones	Cleveland
RB Jamie Lawson	New England
DE Derrell Robertson	Detroit
1992 (10)	
LB Ed Brady	Cincinnati
LB Reggie Burnette	Green Bay
QB Steve DeBerg	Kansas City
T John Hunter	Atlanta
S Joe King	Cleveland
CB Sammy Lilly	L.A. Rams
CB Milton Mack	New Orleans
G Bruce Reimers	Cincinnati
P Dan Stryzinski	Pittsburgh
PK Ken Willis	Dallas
1993 (8)	
S Barney Bussey	Cincinnati
S Jerry Gray	Houston
CB Martin Mayhew	Washington
T Anthony Munoz	Cincinnati
LB Hardy Nickerson	Pittsburgh
QB Mark Vlasic	Kansas City
LB Van Waiters	Minnesota
RB Vince Workman*	Green Bay

FREE AGENTS LOST

PLAYER	TEAM
1989 (8)	
RB Kerry Goode	Denver
RB Bobby Howard	Green Bay
LB Victor Jones	Detroit
TE Calvin Magee	Houston
RB Jeff Smith	Green Bay
C Kevin Thomas	Seattle
LB Jackie Walker	N.Y. Jets
LB Chris Washington	San Francisco
1990 (7)	
CB Sherman Cocroft	Detroit
CB Donnie Elder	Miami
TE William Harris	Green Bay
G Mike Simmonds	San Diego
RB Don Smith	Buffalo
DE Rhondy Weston	Cleveland
RB James Wilder	Washington
1991 (7)	
LB Sidney Coleman	Phoenix
RB Derrick Douglas	Green Bay
CB Odie Harris	Dallas
WR Frank Pillow	Detroit
DT Benji Roland	Atlanta
T Harry Swayne	San Diego
DT Willie Wyatt	Pittsburgh
1992 (10)	
LB Sam Anno	San Diego
G John Bruhin	Philadelphia
QB Jeff Carlson	N.Y. Giants
PK Steve Christie	Buffalo
CB Alonzo Hampton	Cleveland
LB Eugene Marve	San Diego
NT Gerald Nichols	Miami
QB Pat O'Hara	San Diego
P Mark Royals	Pittsburgh
TE Ed Thomas	Buffalo
1993 (2)	
QB Vinny Testaverde	Cleveland
WR Mark Carrier	Cleveland
1994 (6)	
RB Reggie Cobb	Green Bay
LB Darrick Brownlow	Dallas
DT Rhett Hall	San Francisco
TE Ron Hall	Detroit
CB Ricky Reynolds	New England
DT Ray Seals	Pittsburgh



FREE AGENTS SIGNED

PLAYER	TEAM
1994 (7)	
CB Charles Dimry	Denver
TE Jackie Harris*	Green Bay
DE Jeff Hunter	Miami
T Tim Irwin	Minnesota
LB Lonnie Marts	Kansas City
CB Mike McGruder	San Francisco
CB Tony Stargell	Indianapolis

1995 (6)	
S John Booty	N.Y. Giants
S Kenneth Gant	Dallas
WR Alvin Harper	Dallas
P Reggie Roby	Washington
DT Marc Spindler	Detroit
KR Clarence Verdin	Atlanta

1996 (4)	
T Scott Adams	Chicago
CB Tyrone Legette	New Orleans
CB Jay Taylor	Kansas City
RB LeRoy Thompson	Kansas City

1997 (1)	
QB Steve Walsh	St. Louis

1998 (2)	
WR Bert Emanuel**	Atlanta
T Jason Mathews	Indianapolis

1999 (0)	
None	

2000 (2)	
C Jeff Christy	Minnesota
RB Jerry Ellison	New England

2001 (2)	
QB Brad Johnson	Washington
DE Simeon Rice	Arizona

FREE AGENTS LOST

PLAYER	TEAM
1995 (5)	
LB Jeff Brady	Minnesota
S Marty Carter	Chicago
S Tony Covington	Seattle
P Dan Stryzinski	Atlanta
KR Vernon Turner	Carolina

1996 (7)	
DT Santana Dotson	Green Bay
CB Mike McGruder	New England
G Charles McRae	Oakland
QB Todd Philcox	Jacksonville
G Mike Sullivan	Chicago
DT Mark Wheeler	New England
S Curtis Buckley*	San Francisco

1997 (4)	
G Ian Beckles	Philadelphia
LB Demetrius DuBose	N.Y. Jets
LB Lonnie Marts	Houston
WR Courtney Hawkins	Pittsburgh

1998 (4)	
DE Eric Curry	Green Bay
TE Jackie Harris	Tennessee
P Sean Landeta	Green Bay
LG Jim Pyne	Detroit

1999 (0)	
None	

2000 (2)	
QB Trent Dilfer	Baltimore
LB Hardy Nickerson	Jacksonville

2001 (5)	
LB Don Davis	St. Louis
TE Patrick Hape	Denver
DT Tyoka Jackson	St. Louis
G Frank Middleton	Oakland
S Damien Robinson	N.Y. Jets

* Restricted Free Agent

** Transition Player

YEAR-BY-YEAR LEADERS

RUSHING

YEAR	PLAYER	ATT.	YDS.	AVG.	LG	TD
1976	Louis Carter	171	521	3.0	26	1
1977	Ricky Bell	148	436	2.9	20	1
1978	Ricky Bell	185	679	3.7	56	6
1979	Ricky Bell	283	1,263	4.5	49	7
1980	Ricky Bell	174	599	3.4	40	2
1981	Jerry Eckwood	172	651	3.8	59	2
1982	James Wilder	83	324	3.9	47	3
1983	James Wilder	61	640	4.0	75t	4
1984	James Wilder	407	1,544	3.8	37	13
1985	James Wilder	365	1,300	3.6	28	10
1986	James Wilder	190	704	3.7	45t	2
1987	James Wilder	106	488	4.6	21	0
1988	Lars Tate	122	467	3.8	47t	7
1989	Lars Tate	167	589	3.5	48	8
1990	Gary Anderson	166	646	3.9	22	3
1991	Reggie Cobb	196	752	3.8	59t	7
1992	Reggie Cobb	310	1,171	3.8	25	9
1993	Reggie Cobb	221	658	3.0	16	3
1994	Errict Rhett	284	1,011	3.6	27	7
1995	Errict Rhett	332	1,207	3.6	21	11
1996	Errict Rhett	176	539	3.1	35	3
1997	Warrick Dunn	224	978	4.4	76	4
1998	Warrick Dunn	245	1,026	4.2	50	2
1999	Mike Alstott	242	949	3.9	30	7
2000	Warrick Dunn	248	1,133	4.6	70t	8

PASSING

YEAR	PLAYER	ATT.	COMP.	YDS.	PCT.	TD	INT.	RATING
1976	Steve Spurrier	311	156	1,628	50.2	7	12	57.1
1977	Gary Huff	138	67	889	48.6	3	13	37.0
1978	Doug Williams	194	73	1,170	37.6	7	8	53.5
1979	Doug Williams	387	166	2,448	41.8	18	24	52.6
1980	Doug Williams	521	254	3,396	48.8	20	16	69.7
1981	Doug Williams	471	238	3,563	50.5	19	14	76.5
1982	Doug Williams	307	164	2,071	53.4	9	11	69.4
1983	Jack Thompson	423	249	2,906	58.9	18	21	73.3
1984	Steve DeBerg	509	308	3,554	60.5	19	18	79.3
1985	Steve DeBerg	370	197	2,488	53.2	19	18	71.3
1986	Steve Young	363	195	2,382	53.7	8	13	65.5
1987	Steve DeBerg	275	159	1,891	57.8	14	7	85.3
1988	Vinny Testaverde	466	222	3,240	47.6	13	35	48.8
1989	Vinny Testaverde	480	258	3,133	53.8	20	22	68.9
1990	Vinny Testaverde	365	203	2,818	55.6	17	18	75.6
1991	Vinny Testaverde	326	166	1,994	50.9	8	15	59.0
1992	Vinny Testaverde	358	206	2,554	57.5	14	16	74.2
1993	Craig Erickson	457	233	3,054	51.0	18	21	66.4
1994	Craig Erickson	399	225	2,919	56.4	16	10	82.5
1995	Trent Dilfer	415	224	2,774	54.0	4	18	60.1
1996	Trent Dilfer	482	267	2,859	55.4	12	19	64.8
1997	Trent Dilfer	386	217	2,555	56.2	21	11	82.8
1998	Trent Dilfer	429	225	2,729	52.4	21	15	74.0
1999	Trent Dilfer	244	146	1,619	59.8	11	11	75.8
2000	Shaun King	428	233	2,769	54.4	18	13	75.8

RECEIVING

YEAR	PLAYER	REC.	YDS.	AVG.	LG	TD
1976	Morris Owens	30	390	13.0	27	6
1977	Morris Owens	34	655	19.3	67t	3
1978	Morris Owens	32	640	20.0	66	5
1979	Jimmie Giles	40	579	14.5	66t	7
1980	Gordon Jones	48	669	13.9	41t	5
1981	Kevin House	56	1,176	21.0	84t	9
1982	James Wilder	53	466	8.8	32	1



HISTORY

1983	James Wilder	57	380	6.7	31	2
1984	James Wilder	85	685	8.1	50	0
1985	James Wilder	53	341	6.5	20	0
1986	Calvin Magee	45	564	12.5	45	5
1987	James Wilder	40	328	8.2	32	1
1988	Bruce Hill	58	1,040	17.9	42t	9
1989	Mark Carrier	86	1,422	16.5	78t	9
1990	Mark Carrier	49	813	16.6	68t	4
1991	Lawrence Dawsey	55	818	14.9	65t	3
1992	Lawrence Dawsey	60	776	12.9	41	1
1993	Courtney Hawkins	62	933	15.0	67	5
1994	Lawrence Dawsey	46	673	14.6	46	1
1995	Jackie Harris	62	751	12.1	33	1
1996	Mike Alstott	65	557	8.6	29	3
1997	Warrick Dunn	39	462	11.8	59t	3
1998	Reidel Anthony	51	708	13.9	79t	7
1999	Warrick Dunn	64	589	9.2	68	2
2000	Keyshawn Johnson	71	874	12.3	38	8

SCORING

YEAR	PLAYER	TD	PAT	FG	TP
1976	Morris Owens	6	0	0	36
1977	Allan Leavitt	0	5	5	20
1978	Neil O'Donoghue	0	25	13	64
1979	Neil O'Donoghue	0	30	11	63
1980	Garó Yepremian	0	31	16	79
1981	Bill Capece	0	30	15	75
1982	Bill Capece	0	14	18	68
1983	Bill Capece	0	23	10	53
1984	Obed Ariri	0	38	19	95
1985	Donald Igwebuike	0	30	22	96
1986	Donald Igwebuike	0	26	17	77
1987	Donald Igwebuike	0	24	14	66
1988	Donald Igwebuike	0	21	19	78
1989	Donald Igwebuike	0	33	22	99
1990	Steve Christie	0	27	23	96
1991	Steve Christie	0	22	15	67
1992	Reggie Cobb	9	0	0	54
1993	Michael Husted	0	27	16	75
1994	Michael Husted	0	20	23	89
1995	Michael Husted	0	25	19	82
1996	Michael Husted	0	18	25	93
1997	Michael Husted	0	32	13	71
1998	Michael Husted	0	29	21	92
1999	Martin Gramatica	0	25	27	106
2000	Martin Gramatica	0	42	28	126

KICKOFF RETURNS

YEAR	PLAYER	NO.	YDS.	AVG.	LG	TD
1976	Rod McNeill	17	384	22.6	43	0
1977	Isaac Hagins	21	493	23.5	41	0
1978	George Ragsdale	24	555	23.1	46	0
1979	George Ragsdale	34	675	19.9	30	0
1980	Gary Davis	44	951	21.6	54	0
1981	John Holt	11	274	24.9	40	0
1982	Michael Morton	21	361	17.2	26	0
1983	Michael Morton	30	689	23.0	50	0
1984	Michael Morton	38	835	22.0	43	0
1985	Phil Freeman	48	1,085	22.6	58	0
1986	Phil Freeman	31	582	18.8	33	0
1987	Bobby Futrell	31	609	19.6	40	0
1988	Donnie Elder	34	772	22.7	51	0
1989	Donnie Elder	40	685	17.1	30	0
1990	Danny Peebles	18	369	20.5	55	0
1991	Willie Drewrey	12	246	20.5	43	0
1992	Gary Anderson	29	564	19.4	39	0
1993	Charles Wilson	23	454	19.7	42	0
1994	Charles Wilson	10	251	25.1	41	0
1995	Bobby Joe Edmonds	58	1,147	19.8	44	0

1996	Karl Williams	14	383	27.4	63	0
1997	Reidel Anthony	25	592	23.7	51	0
1998	Reidel Anthony	46	1,118	24.3	60	0
1999	Reidel Anthony	21	434	20.7	39	0
2000	Aaron Stecker	29	663	22.9	48	0

PUNT RETURNS

YEAR	PLAYER	NO.	YDS.	AVG.	LG	TD
1976	Danny Reece	20	143	7.2	30	0
1977	Danny Reece	31	276	8.9	36	0
1978	Danny Reece	44	393	8.9	50	0
1979	Danny Reece	70	431	6.2	17	0
1980	Danny Reece	57	313	5.5	19	0
1981	Theo Bell	27	132	4.9	13	0
1982	John Holt	16	81	5.1	22	0
1983	Andre Tyler	27	208	7.7	16	0
1984	Leon Bright	23	173	7.5	21	0
1985	Leon Bright	12	124	10.3	29	0
1986	Bobby Futrell	14	67	4.8	12	0
1987	Bobby Futrell	24	213	8.9	22	0
1988	Bobby Futrell	27	283	10.5	40	0
1989	Willie Drewrey	20	220	11.0	55	0
1990	Willie Drewrey	23	184	8.0	16	0
1991	Willie Drewrey	38	360	9.5	33	0
1992	Courtney Hawkins	13	53	4.1	17	0
1993	Courtney Hawkins	15	166	11.1	35	0
1994	Vernon Turner	21	218	10.4	80t	1
1995	Bobby Joe Edmonds	29	293	10.1	45	0
1996	Karl Williams	13	274	21.1	88t	1
1997	Karl Williams	46	597	13.0	63	1
1998	Jacquez Green	30	453	15.1	95t	1
1999	Jacquez Green	23	204	8.9	31	0
2000	Karl Williams	31	286	9.2	73t	1

INTERCEPTIONS

YEAR	PLAYER	NO.	YDS.	AVG.	LG	TD
1976	Mark Cotney	3	25	8.3	25	0
1977	Mike Washington	5	71	14.2	45t	1
1978	Cedric Brown	6	110	18.3	29	0
1979	Cedric Brown	3	79	26.3	72	0
	Mike Washington	3	64	21.3	49t	1
	Jeris White	3	39	13.0	39	0
1980	Mike Washington	4	30	7.5	16	0
1981	Cedric Brown	9	215	23.9	81t	2
1982	Neal Colzie	3	64	21.3	51	0
	Cedric Brown	3	31	10.3	24	0
	Mike Washington	3	13	4.3	13	0
1983	Beasley Reece	6	70	11.7	29	0
1984	Mark Cotney	5	123	24.6	26	0
1985	Jeremiah Castille	7	49	7.0	20	0
1986	Vito McKeever	3	12	4.0	10	0
1987	Paul Tripoli	3	17	5.7	15t	1
1988	Harry Hamilton	6	123	20.5	58	0
1989	Harry Hamilton	6	70	11.7	30	0
	Mark Robinson	6	44	7.3	16	0
1990	Wayne Haddix	7	231	33.0	65t	3
1991	Tony Covington	3	21	7.0	18	0
1992	Darrell Fullington	3	25	8.3	16	0
	Marty Carter	3	1	0.3	1	0
	Milton Mack	3	0	0.0	0	0
1993	Joe King	3	29	9.7	28	0
1994	Hardy Nickerson	2	9	4.5	10	0
	Martin Mayhew	2	4	2.0	4	0
1995	Martin Mayhew	5	81	16.2	40	0
1996	Donnie Abraham	5	27	5.4	21	0
1997	Donnie Abraham	5	16	3.2	16	0
1998	Charles Mincy	4	58	14.5	22t	1
1999	Donnie Abraham	7	115	16.4	55t	2
2000	Donnie Abraham	7	82	11.7	23	0



TACKLE/SACK LEADERS

1976	Tackles: Sacks:	LB Richard Wood 96, DT Dave Pear 91, S Ken Stone 72 DE Council Rudolph, DE Lee Roy Selmon 5
1977	Tackles: Sacks:	LB Dewey Selmon 167, LB Richard Wood 141, S Cedric Brown 116 DE Lee Roy Selmon 13
1978	Tackles: Sacks:	LB Richard Wood 168, LB Dewey Selmon 158, DT Dave Pear 127 DE Lee Roy Selmon 11
1979	Tackles: Sacks:	LB Richard Wood 158, LB Dewey Selmon 125, DE Lee Roy Selmon 117 DE Lee Roy Selmon 11
1980	Tackles: Sacks:	LB Richard Wood 114, S Mark Cotney 105, LB David Lewis 101 DE Lee Roy Selmon 9
1981	Tackles: Sacks:	LB Cecil Johnson 174, LB Hugh Green 151, LB Richard Wood 140 DE Lee Roy Selmon 6.5
1982	Tackles: Sacks:	LB Hugh Green 71, LB Cecil Johnson 70, LB Scot Brantley 62 DE Dave Stalls 6.5
1983	Tackles: Sacks:	LB Hugh Green 138, LB Jeff Davis 137, LB Scot Brantley 134 DE Lee Roy Selmon 11
1984	Tackles: Sacks:	LB Jeff Davis 165, DT David Logan 106, LB Scot Brantley 105 DE Lee Roy Selmon 8
1985	Tackles: Sacks:	LB Jeff Davis 132, LB Chris Washington 102, S Ivory Sully 98 DT David Logan 6.5
1986	Tackles: Sacks:	LB Jeff Davis 136, LB Scot Brantley 127, LB Chris Washington 94 LB Keith Browner, LB Chris Washington 4
1987	Tackles: Sacks:	LB Ervin Randle 108, LB Jeff Davis 70, CB Ricky Reynolds 70 DE Ron Holmes 8
1988	Tackles: Sacks:	LB Eugene Marve 121, S Harry Hamilton 107, LB Kevin Murphy 75 DE Ron Holmes 4
1989	Tackles: Sacks:	LB Ervin Randle 114, LB Eugene Marve 106, S Mark Robinson 104 LB Kevin Murphy 6
1990	Tackles: Sacks:	S Harry Hamilton 119, S Mark Robinson 115, LB Eugene Marve 111 LB Broderick Thomas 7.5
1991	Tackles: Sacks:	LB Broderick Thomas 174, LB Jesse Solomon 128, S Tony Covington 84 LB Broderick Thomas 11
1992	Tackles: Sacks:	S Marty Carter 118, LB Jimmy Williams 115, LB Broderick Thomas 113 DT Santana Dotson 10
1993	Tackles: Sacks:	LB Hardy Nickerson 214, S Marty Carter 130, CB Martin Mayhew 76 DE Ray Seals 8.5
1994	Tackles: Sacks:	LB Hardy Nickerson 122, S Marty Carter 93, S Barney Bussey 72 DT Brad Culpepper 4
1995	Tackles: Sacks:	LB Hardy Nickerson 143, LB Derrick Brooks 79, CB Charles Dimry 77 DT Santana Dotson 5
1996	Tackles: Sacks:	LB Derrick Brooks 133, LB Hardy Nickerson 120, S John Lynch 103 DT Warren Sapp 9
1997	Tackles: Sacks:	LB Hardy Nickerson 194, LB Derrick Brooks 182, S John Lynch 154 DT Warren Sapp 10.5
1998	Tackles: Sacks:	LB Derrick Brooks 189, S John Lynch 107, S Charles Mincy 95 DT Brad Culpepper 9
1999	Tackles: Sacks:	LB Derrick Brooks 180, LB Hardy Nickerson 141, S John Lynch 128 DT Warren Sapp 12.5
2000	Tackles: Sacks:	LB Derrick Brooks 179, S John Lynch 110, S Damien Robinson 104 DT Warren Sapp 16.5

YEAR-BY-YEAR RECORDS

YEAR	REGULAR SEASON				DIV. RANK	POSTSEASON			HEAD COACH	CUM. REC. W/BUCS	
	W	L	T	PCT.		W	L	T		REG.	POST.
1976	0	14	0	.000	#5th	-	-	-	John McKay	(0-14)	
1977	2	12	0	.143	5th	-	-	-	John McKay	(2-26)	
1978	5	11	0	.313	5th	-	-	-	John McKay	(7-37)	
1979	10	6	0	.625	1st	1	1	0	John McKay	(17-43)	(1-1)
1980	5	10	1	.344	t-4th	-	-	-	John McKay	(22-53)	
1981	9	7	0	.563	1st	0	1	0	John McKay	(31-60)	(1-2)
1982	5	4	0	.556	t-2nd	0	1	0	John McKay	(35-64)	(1-3)
1983	2	14	0	.125	5th	-	-	-	John McKay	(37-78)	
1984	6	10	0	.375	3rd	-	-	-	John McKay	(43-88)	
1985	2	14	0	.125	5th	-	-	-	Leeman Bennett	(2-14)	
1986	2	14	0	.125	5th	-	-	-	Leeman Bennett	(4-28)	
1987	4	11	0	.267	t-4th	-	-	-	Ray Perkins	(4-11)	
1988	5	11	0	.313	3rd	-	-	-	Ray Perkins	(9-22)	
1989	5	11	0	.313	5th	-	-	-	Ray Perkins	(14-33)	
1990	6	10	0	.375	t-2nd	-	-	-	Ray Perkins *	(19-41)	
									Richard Williamson *	(1-2)	
1991	3	13	0	.188	5th	-	-	-	Richard Williamson	(4-15)	
1992	5	11	0	.313	t-3rd	-	-	-	Sam Wyche	(5-11)	
1993	5	11	0	.313	5th	-	-	-	Sam Wyche	(10-22)	
1994	6	10	0	.375	5th	-	-	-	Sam Wyche	(16-32)	
1995	7	9	0	.438	5th	-	-	-	Sam Wyche	(23-41)	
1996	6	10	0	.375	4th	-	-	-	Tony Dungy	(6-10)	
1997	10	6	0	.625	2nd	1	1	0	Tony Dungy	(16-16)	(1-1)
1998	8	8	0	.500	3rd	-	-	-	Tony Dungy	(24-24)	
1999	11	5	0	.688	1st	1	1	0	Tony Dungy	(35-29)	(2-2)
2000	10	6	0	.625	2nd	0	1	0	Tony Dungy	(45-35)	(2-3)
	139	248	1	.360		3	6	0			

Tampa Bay was in the AFC West in 1976 only.

* Ray Perkins coached the first 13 games of 1990, Richard Williamson coached the last three games of 1990.

HOME/AWAY RECORDS

YEAR	HOME RECORD				YEAR	ROAD RECORD			
	W	L	T	PCT.		W	L	T	PCT.
1976	0	7	0	.000	1976	0	7	0	.000
1977	1	6	0	.143	1977	1	6	0	.143
1978	3	5	0	.375	1978	2	6	0	.250
1979	5	3	0	.625	1979	5	3	0	.625
1980	2	5	1	.313	1980	3	5	0	.375
1981	6	2	0	.750	1981	3	5	0	.375
1982	4	1	0	.800	1982	1	3	0	.250
1983	1	7	0	.125	1983	1	7	0	.125
1984	6	2	0	.750	1984	0	8	0	.000
1985	2	6	0	.250	1985	0	8	0	.000
1986	1	7	0	.125	1986	1	7	0	.125
1987	2	5	0	.286	1987	2	6	0	.250
1988	3	5	0	.375	1988	2	6	0	.250
1989	2	6	0	.250	1989	3	5	0	.375
1990	4	4	0	.500	1990	2	6	0	.250
1991	3	5	0	.375	1991	0	8	0	.000
1992	3	5	0	.375	1992	2	6	0	.250
1993	3	5	0	.375	1993	2	6	0	.250
1994	4	4	0	.500	1994	2	6	0	.250
1995	5	3	0	.625	1995	2	6	0	.250
1996	5	3	0	.625	1996	1	7	0	.125
1997	5	3	0	.625	1997	5	3	0	.625
1998	6	2	0	.750	1998	2	6	0	.250
1999	7	1	0	.875	1999	4	4	0	.500
2000	6	2	0	.750	2000	4	4	0	.500
	89	104	1	.461		50	144	0	.258



HISTORY

YEAR-BY-YEAR OFFENSE

(REGULAR SEASON)

YEAR	TOTAL PLAYS	FIRST DOWNS	RUSH YARDS	NET PASS YARDS	TOTAL YARDS	TOTAL POINTS
1976	859	191	1,503	1,503	3,006	125
1977	834	168	1,424	1,269	2,693	103
1978	962	238	2,098	1,703	3,800	241
1979	1,055	267	2,437	2,612	5,049	273
1980	1,031	281	1,839	3,220	5,059	271
1981	950	269	1,731	3,429	5,160	315
1982	587	163	952	1,943	2,895	158
1983	1,005	248	1,353	3,124	4,477	241
1984	1,091	344	1,776	3,545	5,321	335
1985	982	291	1,644	3,122	4,766	294
1986	970	273	1,863	2,498	4,361	239
1987	954	263	1,365	3,016	4,381	286
1988	998	295	1,753	3,308	5,061	261
1989	1,025	288	1,570	3,335	4,842	320
1990	911	238	1,626	2,849	4,475	264
1991	922	249	1,429	2,572	4,001	199
1992	994	281	1,706	3,065	4,771	267
1993	949	241	1,290	3,021	4,311	237
1994	951	276	1,489	3,265	4,754	251
1995	961	283	1,587	2,955	4,542	238
1996	996	260	1,589	2,727	4,316	221
1997	915	249	1,934	2,442	4,376	299
1998	1,000	262	2,148	2,606	4,754	314
1999	991	245	1,776	2,478	4,254	270
2000	961	275	2,066	2,583	4,649	388

Bold Face Denotes Club Record 1976-77—14 games; 1978-81—16 games; 1982—9 games; 1983-86—16 games; 1987—15 games; 1988-00—16 games

YEAR-BY-YEAR DEFENSE

(REGULAR SEASON)

YEAR	TOTAL PLAYS	FIRST DOWNS	RUSH YARDS	NET PASS YARDS	TOTAL YARDS	TOTAL POINTS
1976	933	283	2,560	2,241	4,801	412
1977	948	241	2,031	1,895	3,926	223
1978	1,047	256	2,049	2,279	4,328	259
1979	1,015	247	1,873	2,076	3,949	237
1980	1,088	313	2,101	3,304	5,405	341
1981	1,115	320	2,172	3,140	5,312	268
1982	564	159	1,058	1,384	2,442	178
1983	1,093	320	2,082	3,315	5,397	380
1984	1,033	311	2,233	3,241	5,474	380
1985	1,087	351	2,430	3,678	6,108	448
1986	1,061	362	2,648	3,685	6,333	473
1987	996	314	2,038	2,949	4,987	360
1988	1,025	293	1,551	3,604	5,155	350
1989	1,027	317	2,023	3,437	5,460	419
1990	1,001	313	2,223	3,256	5,479	367
1991	989	295	2,107	2,872	4,979	365
1992	985	296	1,675	3,510	5,185	365
1993	1,011	280	1,994	3,252	5,246	376
1994	986	298	1,964	3,372	5,336	351
1995	1,031	336	1,754	3,958	5,712	335
1996	976	296	1,889	2,925	4,814	293
1997	981	265	1,617	3,011	4,628	263
1998	925	244	1,583	2,762	4,345	295
1999	977	228	1,407	2,873	4,280	235
2000	1,047	283	1,648	3,152	4,800	269

Bold Face Denotes Club Record 1976-77—14 games; 1978-81—16 games; 1982—9 games; 1983-86—16 games; 1987—15 games; 1988-00—16 games

YEAR-BY-YEAR NFL YARDAGE RANKINGS

YEAR	OVERALL	OFFENSE		PASS	OVERALL	DEFENSE	
		RUSH	PASS			RUSH	PASS
1976	28 (214.7)	26 (107.4)	25 (107.4)	24 (342.9)	24 (182.9)	19 (160.1)	
1977	28 (192.4)	28 (101.7)	28 (90.6)	13 (280.4)	17 (145.1)	11 (135.3)	
1978	28 (237.5)	19 (131.1)	28 (106.4)	4 (270.5)	7 (128.1)	4 (142.4)	
1979	14 (315.6)	8 (152.3)	18 (163.3)	1 (246.8)	7 (117.1)	1 (129.8)	
1980	15 (316.2)	21 (114.9)	10 (201.3)	20 (337.8)	19 (131.3)	18 (206.5)	
1981	18 (322.5)	24 (108.2)	11 (214.3)	13 (332.0)	22 (135.8)	12 (196.3)	
1982	13 (321.7)	19 (105.8)	6 (215.9)	3 (271.3)	18 (117.6)	4 (153.8)	
1983	28 (279.8)	27 (84.6)	15 (195.3)	16 (337.3)	15 (130.1)	19 (207.2)	
1984	10 (332.6)	19 (111.0)	8 (221.6)	20 (342.1)	25 (139.6)	13 (202.6)	
1985	23 (297.9)	21 (102.8)	17 (195.1)	26 (381.8)	25 (151.9)	25 (229.9)	
1986	27 (272.6)	12 (116.4)	27 (156.1)	28 (395.8)	28 (165.5)	24 (230.3)	
1987	27 (292.1)	26 (91.0)	15 (201.1)	16 (332.5)	21 (135.9)	11 (196.6)	
1988	17 (316.3)	21 (109.6)	12 (206.8)	13 (322.2)	2 (96.9)	26 (225.3)	
1989	22 (302.6)	23 (94.2)	14 (208.4)	17 (341.3)	1 (126.4)	14 (214.8)	
1990	24 (279.7)	19 (101.6)	17 (178.1)	24 (342.4)	25 (138.9)	18 (203.5)	
1991	26 (250.1)	19 (89.3)	28 (160.8)	11 (311.2)	25 (131.7)	5 (179.5)	
1992	16 (298.2)	14 (106.6)	15 (191.6)	25 (324.1)	11 (104.7)	28 (219.4)	
1993	25 (269.4)	27 (80.6)	20 (188.8)	22 (327.9)	23 (124.6)	18 (203.3)	
1994	20 (297.1)	22 (93.1)	17 (204.1)	21 (333.5)	26 (122.8)	11 (210.8)	
1995	27 (283.9)	19 (99.2)	26 (184.7)	27 (357.0)	15 (109.6)	26 (247.4)	
1996	28 (269.8)	22 (99.3)	29 (170.4)	11 (300.9)	22 (118.1)	4 (182.8)	
1997	29 (273.5)	11 (120.9)	30 (152.6)	3 (289.1)	6 (101.1)	10 (188.0)	
1998	22 (297.1)	4 (134.3)	27 (162.9)	2 (271.6)	8 (98.9)	2 (172.6)	
1999	28 (265.9)	15 (111.0)	30 (154.9)	3 (267.5)	5 (87.9)	2 (179.6)	
2000	21 (290.6)	9 (129.1)	26 (161.4)	9 (300.0)	9 (103.0)	13 (197.0)	

YEAR-BY-YEAR NFL 3RD & 4TH DOWN PERCENTAGES

YEAR	BUCCANEERS			OPPONENTS								
	THIRD DOWN			FOURTH DOWN*								
MADE	ATT.	PCT.	MADE	ATT.	PCT.	MADE	ATT.	PCT.	MADE	ATT.	PCT.	
1976	51	206	24.8	-	-	-	88	206	42.7	-	-	-
1977	56	229	24.5	-	-	-	87	232	37.5	-	-	-
1978	72	233	30.9	-	-	-	90	264	34.1	-	-	-
1979	92	264	34.8	-	-	-	79	247	32.0	-	-	-
1980	99	241	41.1	-	-	-	110	250	44.0	-	-	-
1981	63	195	32.3	-	-	-	93	238	39.1	-	-	-
1982	48	126	38.1	8	9	88.9	47	122	38.5	7	9	77.8
1983	73	225	32.4	11	20	55.0	89	229	38.9	9	14	64.3
1984	94	219	42.9	7	17	41.2	93	212	43.9	7	16	43.8
1985	76	209	36.4	11	18	61.1	88	212	41.5	4	7	57.1
1986	59	193	30.6	8	19	42.1	90	193	46.6	6	10	60.0
1987	83	215	38.6	3	6	50.0	90	200	45.0	6	9	66.7
1988	72	202	35.6	2	11	18.2	101	227	44.5	6	9	66.7
1989	95	230	41.3	7	13	53.8	87	208	41.8	10	17	58.8
1990	76	204	37.3	9	19	47.4	93	205	45.4	7	13	53.8
1991	60	190	31.6	7	14	50.0	79	209	37.8	6	13	46.2
1992	78	210	37.1	8	21	38.1	92	212	43.4	7	12	58.3
1993	74	213	34.7	3	12	25.0	85	224	37.9	5	16	31.3
1994	73	199	36.7	6	15	40.0	94	214	43.9	4	12	33.3
1995	68	195	34.9	7	13	53.8	93	211	44.1	4	7	57.1
1996	89	225	39.6	9	24	37.5	87	214	40.7	10	13	76.9
1997	79	204	38.7	5	14	35.7	75	220	34.1	11	17	64.7
1998	93	230	40.4	6	14	42.9	64	202	31.7	3	14	21.4
1999	81	230	35.2	7	15	46.7	75	232	32.3	4	13	30.8
2000	66	198	33.3	5	12	41.7	74	225	32.9	12	20	60.0
1870	5078	36.8	129	286	45.1	2143	5408	39.6	135	241	56.0	

* Fourth down statistics were not compiled by the NFL until 1982 season.



YEAR-BY-YEAR SCORING

BUCCANEERS

YEAR	TD	TDR	TDP	TDRT	PAT	2-PT. *	FG	S	PTS.
1976	15	5	9	1	11-15	-	8-18	0	125
1977	11	4	3	4	10-11	-	9-17	0	103
1978	29	16	12	1	25-29	-	14-24	0	241
1979	35	13	19	3	30-35	-	11-19	0	273
1980	32	9	20	3	31-32	-	16-23	0	271
1981	38	13	20	5	36-38	-	17-28	0	315
1982	15	6	9	0	14-15	-	18-23	0	158
1983	31	9	18	4	25-31	-	10-24	0	241
1984	40	17	22	1	38-40	-	19-26	0	335
1985	33	11	22	0	30-33	-	22-32	0	294
1986	27	12	13	2	26-27	-	17-24	0	239
1987	33	7	22	4	31-33	-	19-24	0	286
1988	28	11	16	1	28-28	-	21-30	1	261
1989	36	10	23	3	34-36	-	22-28	2	320
1990	28	7	18	3	27-28	-	23-27	0	264
1991	22	9	13	0	22-22	-	15-20	0	199
1992	33	12	17	4	33-33	-	12-22	0	267
1993	27	6	19	2	27-27	-	16-22	0	237
1994	26	8	17	1	20-20	3-6	23-35	0	251
1995	26	19	5	2	25-25	0-1	19-26	0	238
1996	21	8	12	1	18-19	1-2	25-32	0	221
1997	38	15	21	2	32-35	0-3	13-17	0	299
1998	36	12	21	3	29-30	3-6	21-28	0	314
1999	27	7	18	2	25-25	0-2	27-32	1	270
2000	43	18	18	7	42-42	1-1	28-34	1	388
	730	264	407	59	669-709	8-21	445-635	5	6410

* Two-point conversion introduced in 1994.

OPPONENTS

YEAR	TD	TDR	TDP	TDRT	PAT	2-PT. *	FG	S	PTS.
1976	50	23	19	8	48-50	-	20-32	2	412
1977	26	13	10	3	23-26	-	14-25	1	223
1978	27	12	13	2	23-27	-	24-31	1	259
1979	28	13	14	1	25-28	-	14-24	1	237
1980	40	20	17	3	39-40	-	20-33	1	341
1981	27	16	10	1	27-27	-	25-33	2	268
1982	21	9	10	2	16-21	-	12-17	0	178
1983	42	19	15	8	40-42	-	28-34	2	380
1984	47	27	20	0	44-46	-	18-27	0	380
1985	50	28	18	4	50-50	-	32-42	1	448
1986	59	31	23	5	56-58	-	21-30	0	473
1987	44	18	23	3	42-44	-	18-30	0	360
1988	42	21	19	2	42-42	-	18-30	1	350
1989	51	18	29	4	51-51	-	20-24	1	419
1990	45	20	22	3	43-45	-	18-27	0	367
1991	41	21	15	5	40-41	-	25-35	2	365
1992	43	15	25	3	43-43	-	20-30	2	365
1993	40	15	22	3	38-40	-	32-35	1	376
1994	40	13	25	2	38-38	2-2	23-26	0	351
1995	35	14	19	2	30-31	1-4	31-40	0	335
1996	34	13	17	4	32-32	0-2	19-27	0	293
1997	29	10	13	6	25-25	4-4	18-29	1	263
1998	31	12	15	4	29-29	0-2	26-30	1	295
1999	23	8	11	4	23-23	0-0	24-31	1	235
2000	29	12	15	2	25-25	2-4	22-32	0	269
	944	421	439	84	892-924	9-18	542-754	21	8242

* Two-point conversion introduced in 1994.

YEAR-BY-YEAR TURNOVER DIFFERENTIAL

YEAR	TAKEAWAYS				GIVEAWAYS				TO DIFF
	INT	FUM	FUM LOST	TOTAL TO	INT	FUM	FUM LOST	TOTAL TO	
1976	9	33	19	28	20	30	17	37	-9
1977	23	34	18	41	30	30	16	46	-5
1978	29	32	14	43	18	35	20	38	+5
1979	14	45	24	38	26	25	15	41	-3
1980	15	32	13	28	17	28	21	38	-10
1981	32	32	14	46	14	27	14	28	+18
1982	11	15	10	21	11	28	12	23	-2
1983	23	43	18	41	24	39	13	37	+4
1984	18	27	14	32	23	36	20	43	-11
1985	18	37	22	40	26	37	22	48	-8
1986	13	39	19	32	25	36	17	42	-10
1987	16	42	20	36	17	35	14	31	+5
1988	21	29	12	33	36	27	16	52	-19
1989	21	30	18	39	28	21	9	37	+2
1990	25	33	17	42	24	38	19	43	-1
1991	11	27	16	27	29	30	18	47	-20
1992	20	19	12	32	20	19	9	29	+3
1993	9	27	13	22	25	28	11	36	-14
1994	9	21	12	21	16	18	7	23	-2
1995	14	26	16	30	20	25	14	34	-4
1996	17	31	12	29	20	28	14	34	-5
1997	13	21	12	25	12	31	11	23	+2
1998	12	28	14	26	18	23	13	31	-5
1999	21	23	10	31	16	25	19	35	-4
2000	25	26	16	41	13	16	11	24	+17
	439	752	385	824	528	680	372	900	-76

FRANCHISE MILESTONES

Team

First Game	July 31, 1976	L.A. RAMS 26, Tampa Bay 3
First Regular Season Game	September 12, 1976	HOUSTON 20, Tampa Bay 0
First Victory	August 14, 1976	Tampa Bay 17, Atlanta 3 (at Jacksonville)
First Regular Season Victory	December 11, 1977	Tampa Bay 33, NEW ORLEANS 14
First Regular Season Home Victory	December 18, 1977	TAMPA BAY 17, St. Louis 7
50th Regular Season Game	October 7, 1979	N.Y. GIANTS 17, Tampa Bay 14
50th Regular Season Victory	October 18, 1987	TAMPA BAY 20, Minnesota 10
100th Regular Season Game	December 26, 1982	TAMPA BAY 23, Detroit 21
100th Regular Season Victory	December 22, 1996	TAMPA BAY 34, Chicago 19
150th Regular Season Game	September 7, 1986	San Francisco 31, TAMPA BAY 7
200th Regular Season Game	October 1, 1989	MINNESOTA 17, Tampa Bay 3
250th Regular Season Game	October 18, 1992	CHICAGO 31, Tampa Bay 14
300th Regular Season Game	October 22, 1995	Atlanta 24, TAMPA BAY 21
350th Regular Season Game	November 15, 1998	JACKSONVILLE 29, Tampa Bay 24

Individual

First Points	July 31, 1976	Pete Rajecki, 51 FG at L.A. Rams
First Regular Season Points	September 26, 1976	Dave Green, 39 FG vs. Buffalo
First Touchdown	August 7, 1976	Vince Kendrick 1 run at Green Bay
First Regular Season Touchdown	October 3, 1976	Danny Reece 44 fumble return at Baltimore
First Regular Season Offensive TD	October 3, 1976	Charlie Davis 1 run at Baltimore
First Regular Season Punt Return TD	October 2, 1994	Vernon Turner 80 punt return vs. Detroit
100th Regular Season Touchdown	October 12, 1980	Doug Williams 5 run vs. Green Bay
200th Regular Season Touchdown	December 4, 1983	Theo Bell 9 reception at San Francisco
300th Regular Season Touchdown	November 23, 1986	Pat Franklin 2 reception vs. Detroit
400th Regular Season Touchdown	December 10, 1989	Ron Hall 24 pass at Houston
500th Regular Season Touchdown	November 14, 1993	Vince Workman 18 reception vs. San Francisco
600th Regular Season Touchdown	September 28, 1997	Reidel Anthony 8 reception vs. Arizona
700th Regular Season Touchdown	September 24, 2000	Dave Moore 3 reception vs. N.Y. Jets



HISTORY

RECORDS BY DATE

AUGUST	WIN	LOSS	TIE	NOVEMBER	WIN	LOSS	TIE
31	1	0	0	1	3	1	0
SEPTEMBER	WIN	LOSS	TIE	2	3	0	0
1	1	2	0	3	0	3	0
2	0	2	0	4	0	3	0
3	2	0	0	5	1	2	0
4	0	3	0	6	1	3	0
5	1	1	0	7	1	2	0
6	1	1	0	8	0	4	0
7	2	1	0	9	1	2	0
8	0	3	0	10	3	0	0
9	2	2	0	11	2	1	0
10	2	1	0	12	1	3	0
11	3	1	0	13	1	3	0
12	0	4	0	14	1	2	0
13	2	2	0	15	1	3	0
14	1	1	0	16	1	2	0
15	0	3	0	17	1	2	0
16	2	1	0	18	1	2	0
17	2	2	0	19	3	1	0
18	0	4	0	20	0	4	0
19	1	2	0	21	2	2	0
20	1	3	0	22	1	3	0
21	2	1	0	23	0	3	0
22	0	3	0	24	2	1	0
23	2	1	0	25	0	3	0
24	3	2	0	26	2	2	0
25	0	3	0	27	2	2	0
26	1	2	0	28	1	2	0
27	2	0	0	29	3	2	0
28	1	3	0	30	2	1	0
29	0	3	0	DECEMBER	WIN	LOSS	TIE
30	3	0	0	1	0	3	0
OCTOBER	WIN	LOSS	TIE	2	1	2	0
1	3	0	0	3	1	3	0
2	2	2	0	4	2	2	0
3	1	2	0	5	1	2	0
4	3	1	0	6	2	2	0
5	0	2	0	7	1	3	0
6	1	2	0	8	1	2	0
7	1	2	0	9	1	1	0
8	3	0	0	10	2	2	0
9	0	5	0	11	2	1	0
10	0	3	0	12	2	3	0
11	1	1	0	13	1	3	0
12	0	2	1	14	0	4	0
13	1	1	0	15	0	2	0
14	1	2	0	16	3	0	0
15	1	2	0	17	0	3	0
16	0	3	0	18	4	1	0
17	0	1	0	19	2	4	0
18	2	2	0	20	0	2	0
19	0	3	0	21	1	1	0
20	0	3	0	22	2	1	0
21	1	2	0	23	0	2	0
22	1	2	0	24	0	3	0
23	0	4	0	25	0	0	0
24	1	2	0	26	3	0	0
25	0	4	0	27	2	1	0
26	1	2	0	28	0	0	0
27	0	3	0	29	0	0	0
28	1	2	0	30	0	1	0
29	1	3	0	31	0	0	0
30	0	4	0	JANUARY	WIN	LOSS	TIE
31	1	2	0	1	0	0	0
				2	2	1	0

Records by Month

	WIN	LOSS	TIE	PERCENTAGE
August	1	0	0	1.000
September	37	57	0	.394
October	25	72	1	.260
November	40	64	0	.385
December	34	54	0	.386
January	2	1	0	.667

Records by Decade

	WIN	LOSS	TIE	PERCENTAGE
1970s	17	43	0	.283
1980s	45	106	1	.299
1990s	67	93	0	.419
2000s	10	6	0	.600

1976 BUCCANEERS STATISTICS

RECORD: 0-14 HEAD COACH: JOHN MCKAY

DATE	W/L	SCORE	OPPONENT	ATT.
9/12	L	0-20	at Houston	42,228
9/19	L	0-23	SAN DIEGO	39,558
9/26	L	9-14	BUFFALO	44,505
10/3	L	17-42	at Baltimore	40,053
10/10	L	0-21	at Cincinnati	40,700
10/17	L	10-13	SEATTLE	43,458
10/24	L	20-23	MIAMI	61,437
10/31	L	19-28	KANSAS CITY	41,779
11/7	L	13-48	at Denver	61,703
11/14	L	0-34	at N.Y. Jets	46,427
11/21	L	7-24	CLEVELAND	36,930
11/28	L	16-49	at Oakland	49,590
12/5	L	0-42	at Pittsburgh	43,385
12/12	L	14-31	NEW ENGLAND	41,517

	BUCS	OPP
TOTAL FIRST DOWNS	191	283
Rushing	71	136
Passing	93	124
Penalty	27	23
3rd Down: Made/Att.	51/206	88/206
TOTAL NET YARDS	3,006	4,801
Avg. Per Game	214.7	342.9
Total Plays	859	933
Avg. Per Play	3.5	5.1
NET YARDS RUSHING	1,503	2,560
Avg. Per Game	107.4	182.9
Total Rushes	433	588
NET YARDS PASSING	1,503	2,241
Avg. Per Game	107.4	160.1
Sacked/Yards Lost	50/423	24/171
Gross Yards	1,926	2,412
Att./Completions	376/181	321/180
Completion Pct.	48.1	56.1
Had Intercepted	20	9
PUNTS/AVERAGE	92/39.3	65/39.3
NET PUNTING AVG.	28.4	30.8
PENALTIES / YARDS	109/975	109/935
FUMBLES / FUMBLES LOST	30/17	33/19
TOUCHDOWNS	15	50
Rushing	5	23
Passing	9	19
Returns	1	8

BY QUARTERS	1	2	3	4	OT	TOT
BUCCANEERS	23	37	16	49	0	125
OPPONENTS	61	130	106	115	0	412

SCORING	TD	R	P	RT	PAT	FG	S	PTS
Owens	6	0	6	0	0/0	0/0	0	36
Green	0	0	0	0	11/15	8/15	0	35
Johnson	2	1	1	0	0/0	0/0	0	12
Williams	2	2	0	0	0/0	0/0	0	12
C. Davis	1	1	0	0	0/0	0/0	0	6

BUCCANEERS	15	5	9	1	11/15	8/18	0	125
OPPONENTS	50	23	19	8	48/50	20/32	2	412

FIELD GOALS	1/19	20/29	30/39	40/49	50+	LONG
Green	1/1	2/3	3/6	2/5	0/0	45
Roder	0/0	0/0	0/2	0/1	0/0	0

BUCCANEERS	1/1	2/3	3/8	2/6	0/0	45
OPPONENTS	3/3	4/12	8/8	4/8	0/1	48

RUSHING	NO.	YDS.	AVG.	LONG	TD
Carter	171	521	3.0	26	1
Williams	87	324	3.7	17	2
Johnson	47	166	3.5	27	1
McNeill	27	135	5.0	17	0
C. Davis	41	107	2.6	13	1
BUCCANEERS	433	1,503	3.5	46	5
OPPONENTS	588	2,560	4.4	69	23

PASSING	ATT.	CMP.	YDS.	CMP%	YDS/ATT	TD	TD%	INT	INT%	LONG	SK/LOST	RTG
Spurrer	311	156	1,628	50.2	5.23	7	2.3	12	3.9	38	32/267	57.1
Dickinson	39	15	210	38.5	5.34	1	2.6	5	12.8	49	14/124	25.5
BUCCANEERS	376	181	1,926	48.1	5.12	9	2.4	20	5.3	49	50/423	49.4
OPPONENTS	321	180	2,412	56.1	7.51	19	5.9	9	2.8	71	24/171	87.6

RECEIVING	NO.	YDS.	AVG.	LONG	TD
Owens	30	390	13.0	27	6
B. Moore	26	310	11.9	31	0
E. Johnson	25	201	8.0	38	1
Williams	23	166	7.2	18	0
McKay	20	302	15.1	49	1
Carter	20	135	6.8	19	0

BUCCANEERS	181	1,926	10.6	49	9
OPPONENTS	180	2,412	13.4	71	19

INTERCEPTIONS	NO.	YDS.	AVG.	LONG	TD
Cotney	3	25	8.3	25	0
Stone	2	47	23.5	26	0
Jordan	2	10	5.0	10	0
C. Peterson	1	15	15.0	15	0
Ball	1	2	2.0	2	0

BUCCANEERS	9	99	11.0	26	0
OPPONENTS	20	490	24.5	68	4

TACKLES	SOLO	ASST.	TOTAL
Wood	75	21	96
Pear	73	18	91
Stone	53	19	72

SACKS	SP. TM. TACKLES	
Rudolph	5.0	Statistic Not Available
L.R. Selmon	5.0	
Pear	3.0	
Toomay	3.0	
D. Selmon	2.0	

BUCCANEERS	22.0
OPPONENTS	50.0

PUNTING	NO.	YDS.	AVG.	NET	TB	IN20	LG	BK
Green	92	3,619	39.3	30.3	3	12	56	0
BUCCANEERS	92	3,619	39.3	30.3	3	12	56	0
OPPONENTS	65	2,556	39.3	31.9	6	15	57	0

PUNT RETURNS	RET.	FC	YDS.	AVG.	LONG	TD
Reece	20	0	143	7.2	30	0
M. Moore	14	0	106	7.6	21	0
Douglas	4	0	78	19.5	32	0
Cotney	3	0	26	8.7	9	0
Stone	1	0	11	11.0	11	0

BUCCANEERS	43	0	366	8.5	32	1
OPPONENTS	71	4	774	10.9	60	1

KICKOFF RETURNS	NO.	YDS.	AVG.	LONG	TD
Douglas	7	167	23.9	29	0
McNeill	17	384	22.6	43	0
Johnson	13	287	22.1	32	0
Carter	15	300	20.0	27	0
M. Moore	7	134	19.1	27	0

BUCCANEERS	70	1,488	21.3	43	0
OPPONENTS	35	717	20.5	43	0

USUAL STARTING LINEUP	DEFENSE:		
WR	89 John McKay	LE	78 Council Rudolph
LT	71 Steve Young	LT	76 Dave Pear
LG	72 Howard Fest	RT	63 Lee Roy Selmon
C	51 Dan Ryczek	RE	66 Pat Toomay
RG	67 Tom Alward	LLB	30 Jimmy Gunn
RT	74 Mike Current	MLB	52 Steve Reese
TE	86 Bob Moore	RLB	54 Richard Wood
WR	85 Morris Owens	LCB	25 Curtis Jordan
QB	11 Steve Spurrer	RCB	46 Danny Reece
FB	43 Ed Williams	SS	33 Mark Cotney
RB	32 Louis Carter	FS	28 Ken Stone



HISTORY

1977 BUCCANEERS STATISTICS

RECORD: 2-12 HEAD COACH: JOHN MCKAY

DATE	W/L	SCORE	OPPONENT	ATT.
9/18	L	3-13	at Philadelphia	61,549
9/24	L	3-9	MINNESOTA	66,272
10/2	L	7-23	at Dallas	55,316
10/9	L	0-10	WASHINGTON	58,571
10/16	L	23-30	at Seattle	54,783
10/23	L	0-13	GREEN BAY	47,635
10/30	L	10-20	at San Francisco	34,750
11/6	L	0-31	at L.A. Rams	45,493
11/13	L	0-10	N.Y. GIANTS	46,518
11/20	L	7-16	at Detroit	49,751
11/27	L	0-17	ATLANTA	43,592
12/4	L	0-10	CHICAGO	48,948
12/11	W	33-14	at New Orleans	40,124
12/18	W	17-7	ST. LOUIS	56,922

	BUCS	OPP
TOTAL FIRST DOWNS	168	241
Rushing	84	124
Passing	69	106
Penalty	15	11
3rd Down: Made/Att.	56/229	87/232
TOTAL NET YARDS	2,693	3,926
Avg. Per Game	192.4	280.4
Total Plays	834	948
Avg. Per Play	3.23	4.14
NET YARDS RUSHING	1,424	2,031
Avg. Per Game	101.7	145.1
Total Rushes	465	581
NET YARDS PASSING	1,269	1,895
Avg. Per Game	90.6	135.3
Sacked / Yards Lost	48/445	30/246
Gross Yards	1,714	2,141
Att./Completions	321/131	337/190
Completion Pct.	40.8	56.4
Had Intercepted	30	23
POINTS/AVERAGE	99/39.9	89/37.6
NET PUNTING AVG.	35.1	33.6
PENALTIES / YARDS	88/717	97/716
FUMBLES / FUMBLES LOST	30/16	34/18
TOUCHDOWNS	11	26
Rushing	4	13
Passing	3	10
Returns	4	3

BY QUARTERS	1	2	3	4	OT	TOT
BUCCANEERS	16	41	19	27	0	103
OPPONENTS	61	59	46	57	0	223

SCORING	TD	R	P	AT	PAT	FG	S	PTS
Leavitt	0	0	0	0	5/5	5/10	0	20
Owens	3	0	3	0	0/0	0/0	0	18
Green	0	0	0	0	5/6	4/7	0	17
L. Carter	2	2	0	0	0/0	0/0	0	12
Wood	2	0	0	2	0/0	0/0	0	12

BUCCANEERS	11	4	3	4	10/11	9/17	0	103
OPPONENTS	26	13	10	3	23/26	14/25	1	223

FIELD GOALS	1/19	20/29	30/39	40/49	50+	LONG
Green	0/0	3/3	0/2	1/2	0/0	40
Leavitt	1/1	2/3	1/2	1/3	0/1	40

BUCCANEERS	1/1	5/6	1/4	2/5	0/1	40
OPPONENTS	1/1	2/4	4/7	7/10	0/3	47

RUSHING	NO.	YDS.	AVG.	LONG	TD
Bell	148	436	2.9	20	1
Davis	95	297	3.1	35	1
DuBose	71	284	4.0	13	0
Williams	63	198	3.1	14	0
L. Carter	59	117	2.0	20	2
BUCCANEERS	465	1,424	3.06	35	4
OPPONENTS	581	2,031	3.50	35	13

PASSING	ATT.	CMP.	YDS.	CMP%	YDS/ATT	TD	TD%	INT	INT%	LONG	SK/LOST	RTG
Huff	138	67	889	48.6	6.44	3	2.17	13	9.42	67	15/150	37.0
Hedberg	90	25	244	18.9	1.84	0	0.00	10	7.58	19	15/131	8.0
Blount	89	37	522	41.6	5.87	0	0.00	7	7.87	56	18/164	28.3
BUCCANEERS	321	131	1,714	40.8	5.34	3	0.93	30	9.34	67	48/445	22.6
OPPONENTS	337	190	2,141	56.4	6.35	10	2.96	23	6.82	51	30/246	57.2

RECEIVING	NO.	YDS.	AVG.	LONG	TD
Owens	34	655	19.3	67	3
Hagins	15	196	13.1	56	0
McKay	12	164	13.7	26	0
DuBose	11	89	8.1	17	0
Bell	11	88	8.0	23	0

BUCCANEERS	131	1,714	13.1	67	3
OPPONENTS	190	2,141	11.3	51	10

INTERCEPTIONS	NO.	YDS.	AVG.	LONG	TD
Washington	5	71	14.2	45	1
Wood	4	86	21.5	30	1
White	4	61	15.3	32	0
Brown	2	66	32.5	27	0
Lewis	2	55	27.5	42	0

BUCCANEERS	23	368	16.0	45	3
OPPONENTS	30	429	14.3	79	3

TACKLES	SOLO	ASST.	TOTAL
D. Selmon	N/A	N/A	167
Wood	N/A	N/A	141
Brown	N/A	N/A	116

SACKS	SP. TM. TACKLES
L.R. Selmon	13.0
Rudolph	6.5
Johnson	3.0
Pear	2.5
Lewis	2.0

BUCCANEERS	30.0
OPPONENTS	48.0

PUNTING	NO.	YDS.	AVG.	NET	TB	IN20	LG	BK
Green	98	3,948	40.3	34.3	6	16	70	1
BUCCANEERS	99	3,948	39.9	33.9	6	16	70	1
OPPONENTS	89	3,351	37.6	32.0	7	19	54	0

PUNT RETURNS	RET.	FC	YDS.	AVG.	LONG	TD
Reece	31	2	276	8.9	36	0
Hagins	17	1	85	5.0	29	0

BUCCANEERS	48	3	361	7.5	36	0
OPPONENTS	71	6	469	6.6	38	0

KICKOFF RETURNS	NO.	YDS.	AVG.	LONG	TD
Reece	3	72	24.0	34	0
Hagins	21	493	23.5	41	0
Ragsdale	3	68	22.7	21	0
Davis	15	277	18.5	28	0
Nafziger	1	4	4.0	4	0

BUCCANEERS	43	914	21.2	41	0
OPPONENTS	33	699	21.2	35	0

USUAL STARTING LINEUP	
OFFENSE:	DEFENSE:
WR 89 John McKay	DE 78 Council Rudolph
LT 75 Dave Reavis	DT 76 Dave Pear
LG 62 Jeff Winans	RE 63 Lee Roy Selmon
C 51 Dan Ryczek	OLB 57 David Lewis
RG 68 Dan Medlin	ILB 61 Dewey Selmon
RT 70 Darryl Carlton	ILB 54 Richard Wood
TE 83 Dana Nafziger	OLB 56 Cecil Johnson
WR 85 Morris Owens	LCB 45 Jeris White
QB 19 Gary Huff	RCB 40 Mike Washington
FB 35 Jimmy DuBose	SS 33 Mark Cotney
RB 42 Ricky Bell	FS 34 Cedric Brown

1978 BUCCANEERS STATISTICS

RECORD: 5-11 HEAD COACH: JOHN MCKAY

DATE	W/L	SCORE	OPPONENT	ATT.
9/2	L	13-19	N.Y. GIANTS	67,456
9/9	L	7-15	DETROIT	64,445
9/17	W	16-10	at Minnesota	46,152
9/24	W	14-9	ATLANTA	58,073
10/1	L	7-24	MINNESOTA	65,972
10/8	W	30-13	at Kansas City	38,201
10/15	L	14-17	at N.Y. Giants	68,025
10/22	W	33-19	CHICAGO	68,146
10/29	L	7-9	at Green Bay	55,108
11/5	L	23-26	at L.A. Rams	55,182
11/12	L	23-34	at Detroit	60,320
11/19	W	31-10	BUFFALO	61,383
11/26	L	3-14	at Chicago	42,373
12/3	L	7-17	GREEN BAY	67,754
12/10	L	3-6	at San Francisco	30,931
12/17	L	10-17	NEW ORLEANS	51,207

	BUCS	OPP
TOTAL FIRST DOWNS	238	256
Rushing	111	109
Passing	101	131
Penalty	26	16
3rd Down: Made/Att.	72/233	90/264
TOTAL NET YARDS	3,800	4,328
Avg. Per Game	237.5	270.5
Total Plays	962	1047
Avg. Per Play	4.0	4.1
NET YARDS RUSHING	2,098	2,049
Avg. Per Game	131.1	128.1
Total Rushes	549	595
NET YARDS PASSING	1,703	2,279
Avg. Per Game	106.4	142.4
Sacked/Yards Lost	52/468	33/256
Gross Yards	2,171	2,535
Att./Completions	361/151	419/241
Completion Pct.	41.8	57.5
Had Intercepted	18	29
PUNTS/AVERAGE	102/40.1	97/40.4
NET PUNTING AVG.	33.0	32.2
PENALTIES / YARDS	100/860	101/963
FUMBLES / FUMBLES LOST	35/20	32/14
TOUCHDOWNS	29	27
Rushing	16	12
Passing	12	13
Returns	1	2

BY QUARTERS	1	2	3	4	OT	TOT
BUCCANEERS	40	82	30	89	0	241
OPPONENTS	67	64	46	82	0	259

SCORING	TD	R	P	RT	PAT	FG	S	PTS
O'Donoghue	0	0	0	0	25/29	13/23	0	64
Bell	6	6	0	0	0/0	0/0	0	36
Owens	5	0	5	0	0/0	0/0	0	30
DuBose	4	4	0	0	0/0	0/0	0	24
Obradovich	3	0	3	0	0/0	0/0	0	18
BUCCANEERS	29	16	12	1	25/29	14/24	0	241
OPPONENTS	27	12	13	2	23/27	24/31	1	259

FIELD GOALS	1/19	20/29	30/39	40/49	50+	LONG
O'Donoghue	0/0	6/6	2/6	5/10	0/1	49
Green	0/0	0/0	1/1	0/0	0/0	35
BUCCANEERS	0/0	6/6	3/7	5/10	0/1	49
OPPONENTS	0/0	12/12	7/10	5/7	0/2	48

RUSHING	NO.	YDS.	AVG.	LONG	TD
Bell	185	679	3.7	56	6
Davis	97	370	3.8	18	3
DuBose	93	358	3.8	12	4
Carter	81	275	3.4	17	1
Rae	20	186	9.3	42	0
BUCCANEERS	549	2,098	3.8	56	16
OPPONENTS	595	2,049	3.4	75t	12

PASSING	ATT.	CMP.	YDS.	CMP%	YDS/ATT	TD	TD%	INT	INT%	LONG	SK/LOST	RTG
Williams	194	73	1,170	37.6	6.03	7	3.6	8	4.1	56t	6/69	53.5
Rae	118	57	705	48.3	5.97	4	3.4	7	5.9	33t	37/288	54.0
Huff	36	15	169	41.7	4.69	1	2.8	3	8.3	31t	5/54	34.1
BUCCANEERS	361	151	2,171	41.8	6.01	12	3.3	18	5.0	66	52/468	52.1
OPPONENTS	419	241	2,535	57.5	6.05	13	3.1	29	6.9	68t	33/256	56.8

RECEIVING	NO.	YDS.	AVG.	LONG	TD
Owens	32	640	20.0	66	5
Giles	23	324	14.1	38	2
Carter	19	139	7.3	17	0
Bell	15	122	8.1	22	0
Obradovich	14	219	15.6	28t	3
BUCCANEERS	151	2,171	14.4	66	12
OPPONENTS	241	2,535	10.5	68t	13

INTERCEPTIONS	NO.	YDS.	AVG.	LONG	TD
C. Brown	6	110	18.3	29	0
J. White	5	56	11.2	31	0
Washington	5	43	8.6	24	0
Lewis	3	24	8.0	13	0
Jordan	3	23	7.7	22	0
BUCCANEERS	29	312	10.8	31	0
OPPONENTS	18	235	13.1	32t	1

TACKLES	SOLO	ASST.	TOTAL
Wood	N/A	N/A	168
D. Selmon	N/A	N/A	158
Pear	N/A	N/A	127
Lewis	N/A	N/A	118
J. White	N/A	N/A	103

SACKS	SP. TM.	TACKLES	
L.R. Selmon	11.0	Kollar	18
Pear	9.0	Nafziger	15
Hannah	4.5	Bonness	14
Chambers	3.0	Mucker	13
Lewis	1.5	Obradovich	11

BUCCANEERS	33.0
OPPONENTS	52.0

PUNTING	NO.	YDS.	AVG.	NET	TB	IN20	LG	BK
Green	100	4,092	40.9	33.7	14	20	61	2
BUCCANEERS	102	4,092	40.1	33.0	14	20	61	2
OPPONENTS	97	3,919	40.4	32.2	14	14	60	0

PUNT RETURNS	RET.	FC	YDS.	AVG.	LONG	TD
Reece	44	3	393	8.9	50	0
Mucker	7	1	49	7.0	14	0
Cotney	5	1	38	7.6	10	0
Hagins	4	1	23	5.8	11	0
C. Brown	2	1	9	4.5	9	0
BUCCANEERS	62	7	512	8.3	50	0
OPPONENTS	62	4	447	7.2	31	0

KICKOFF RETURNS	NO.	YDS.	AVG.	LONG	TD
Ragsdale	24	555	23.1	46	0
Reece	11	240	21.8	32	0
Carter	6	97	16.2	21	0
Hagins	4	69	17.3	20	0
Giles	5	60	12.0	17	0
BUCCANEERS	57	1,095	19.2	46	0
OPPONENTS	49	1,146	23.4	66	0

USUAL STARTING LINEUP	
OFFENSE:	DEFENSE:
WR 89 John McKay	LE 73 Charlie Hannah
LT 75 Dave Reavis	DE 76 Dave Pear
LG 64 Greg Horton	RE 63 Lee Roy Selmon
C 79 Steve Wilson	OLB 57 David Lewis
RG 72 Garry Puetz	ILB 61 Dewey Selmon
RT 70 Darryl Carlton	ILB 54 Richard Wood
TE 88 Jimmie Giles	OLB 56 Cecil Johnson
WR 85 Morris Owens	LCB 45 Jeris White
QB 12 Doug Williams	RCB 40 Mike Washington
FB 38 Johnny Davis	SS 33 Mark Cotney
RB 42 Ricky Bell	FS 34 Cedric Brown



HISTORY

1979 BUCCANEERS STATISTICS

RECORD: 10-6 HEAD COACH: JOHN MCKAY

DATE	W/L	SCORE	OPPONENT	ATT.
9/1	W	31-16	DETROIT	68,225
9/9	W	29-26	at Baltimore (ot)	36,374
9/16	W	21-10	at Green Bay	55,498
9/23	W	21-6	L.A. RAMS	69,497
9/30	W	17-13	at Chicago	55,258
10/7	L	14-17	at N.Y. Giants	72,841
10/14	L	14-42	NEW ORLEANS	67,640
10/21	W	21-3	GREEN BAY	67,186
10/28	W	12-10	at Minnesota	46,906
11/4	L	14-17	at Atlanta	55,150
11/11	W	16-14	at Detroit	70,461
11/18	W	31-3	N.Y. GIANTS	70,261
11/25	L	22-23	MINNESOTA	70,039
12/2	L	0-14	CHICAGO	69,508
12/9	L	7-23	at San Francisco	44,506
12/16	W	3-0	KANSAS CITY	63,624

PLAYOFFS				
12/29	W	24-17	PHILADELPHIA	71,402
1/6	L	0-9	L.A. RAMS	72,033

	BUCS	OPP
TOTAL FIRST DOWNS	267	247
Rushing	107	116
Passing	137	111
Penalty	23	20
3rd Down: Made/Att.	92/264	79/247
TOTAL NET YARDS	5,049	3,949
Avg. Per Game	315.6	246.8
Total Plays	1,055	1,015
Avg. Per Play	4.79	3.89
NET YARDS RUSHING	2,437	1,873
Avg. Per Game	152.3	117.1
Total Rushes	609	539
NET YARDS PASSING	2,612	2,076
Avg. Per Game	163.3	129.8
Sacked/Yards Lost	12/88	40/329
Gross Yards	2,700	2,405
Att./Completions	434/183	436/250
Completion Pct.	42.2	57.3
Had Intercepted	26	14
PUNTS/AVERAGE	95/38.7	104/41.1
NET PUNTING AVG.	30.6	35.4
PENALTIES/YARDS	102/905	100/870
FUMBLES/FUMBLES LOST	25/15	45/24
TOUCHDOWNS	35	28
Rushing	13	13
Passing	19	14
Returns	3	1

BY QUARTERS	1	2	3	4	OT	TOT
BUCCANEERS	33	106	44	87	3	273
OPPONENTS	50	61	46	80	0	237

SCORING	TD	R	P	RT	PAT	FG	S	PTS
O'Donoghue	0	0	0	0	30/35	11/19	0	63
Bell	9	7	2	0	0/0	0/0	0	54
Giles	7	0	7	0	0/0	0/0	0	42
Mucker	5	0	5	0	0/0	0/0	0	30
Hagins	3	0	3	0	0/0	0/0	0	18
BUCCANEERS	35	13	19	3	30/35	11/19	0	273
OPPONENTS	28	13	14	1	25/28	14/24	1	237

FIELD GOALS	1/19	20/29	30/39	40/49	50+	LONG
O'Donoghue	1/1	3/4	5/9	2/5	0/0	44
BUCCANEERS	1/1	3/4	5/9	2/5	0/0	44
OPPONENTS	0/0	4/4	5/9	5/11	0/0	47

RUSHING	NO.	YDS.	AVG.	LONG	TD
Bell	283	1,263	4.5	49	7
Eckwood	194	690	3.6	61t	2
J. Davis	59	221	3.7	18	2
Williams	35	119	3.4	16	2
Berns	23	102	4.4	16	0
BUCCANEERS	609	2,437	4.0	61t	13
OPPONENTS	539	1,873	3.5	60t	13

PASSING	ATT.	CMP.	YDS.	CMP%	YDS/ATT	TD	TD%	INT	INT%	LONG	SK/LOST	RTG
Williams	397	166	2,448	41.8	6.17	18	4.5	24	6.0	66t	7/57	52.6
Rae	36	17	252	47.2	7.00	1	2.8	2	5.6	29	5/31	56.7
BUCCANEERS	434	183	2,700	42.2	6.22	19	4.4	26	6.0	66t	12/88	52.8
OPPONENTS	436	250	2,405	57.3	5.52	14	3.2	14	3.2	67t	40/329	70.2

RECEIVING	NO.	YDS.	AVG.	LONG	TD
Giles	40	579	14.5	66t	7
Hagins	39	692	17.7	57	3
Bell	25	248	9.9	26	2
Eckwood	25	268	12.2	31	0
Owens	20	377	18.9	64	0

BUCCANEERS	183	2,700	14.8	66t	19
OPPONENTS	250	2,405	9.6	67t	14

INTERCEPTIONS	NO.	YDS.	AVG.	LONG	TD
C. Brown	3	79	26.3	72	0
Washington	3	64	21.3	49t	1
White	3	39	13.0	39	0
Wood	2	37	18.5	24	0
D. Lewis	2	19	9.5	11	0

BUCCANEERS	14	238	17.0	72	1
OPPONENTS	26	324	12.5	40	1

TACKLES	SOLO	ASST.	TOTAL
Wood	N/A	N/A	158
D. Selmon	N/A	N/A	125
L.R. Selmon	N/A	N/A	117
D. Lewis	N/A	N/A	111
C. Brown	N/A	N/A	90

SACKS	SP. TM.	TACKLES	
L.R. Selmon	11.0	Cesare	18
Chambers	5.5	Reece	18
D. Lewis	5.5	Nafziger	17
Crowder	4.5	Obradovich	16
Three tied with	2.0	Bonness	14

BUCCANEERS	40.0
OPPONENTS	12.0

PUNTING	NO.	YDS.	AVG.	NET	TB	IN20	LG	BK
Blanchard	93	3,679	39.6	30.6	25	14	58	2
BUCCANEERS	95	3,679	38.7	30.6	25	14	58	2
OPPONENTS	104	4,275	41.1	35.4	8	19	65	0

PUNT RETURNS	RET.	FC	YDS.	AVG.	LONG	TD
Reece	70	1	431	6.2	17	0
T. Davis	1	1	7	7.0	6	0

BUCCANEERS	71	2	438	6.2	17	0
OPPONENTS	47	8	270	5.7	26	0

KICKOFF RETURNS	NO.	YDS.	AVG.	LONG	TD
Ragsdale	34	675	19.9	30	0
Hagins	9	196	21.8	31	0
Nafziger	2	36	18.0	19	0
T. Davis	4	33	8.3	16	0
Reece	1	13	13.0	13	0

BUCCANEERS	51	959	18.8	31	0
OPPONENTS	55	1,254	22.8	83	0

USUAL STARTING LINEUP

OFFENSE:	DEFENSE:
WR 81 Isaac Hagins	LE 60 Wally Chambers
LT 75 Dave Reavis	DT 71 Randy Crowder
LG 64 Greg Horton	RE 63 Lee Roy Selmon
C 50 Steve Wilson	OLB 57 David Lewis
RG 61 Greg Roberts	ILB 58 Dewey Selmon
RT 73 Charley Hannah	ILB 54 Richard Wood
TE 88 Jimmie Giles	OLB 56 Cecil Johnson
WR 85 Morris Owens	LCB 45 Jeris White
QB 12 Doug Williams	RCB 40 Mike Washington
RB 43 Jerry Eckwood	SS 33 Mark Cotney
RB 42 Ricky Bell	FS 34 Cedric Brown

1980 BUCCANEERS STATISTICS

RECORD: 5-10-1 HEAD COACH: JOHN MCKAY

DATE	W/L	SCORE	OPPONENT	ATT.
9/7	W	17-12	at Cincinnati	35,551
9/11	W	10-9	L.A. RAMS	66,576
9/21	L	17-28	at Dallas	62,750
9/28	L	27-34	CLEVELAND	65,540
10/6	L	0-23	at Chicago	61,350
10/12	T	14-14	GREEN BAY (ot)	64,854
10/19	L	14-20	at Houston	48,167
10/26	W	24-23	at San Francisco	51,925
11/2	W	30-13	N.Y. GIANTS	68,256
11/9	L	21-24	PITTSBURGH	71,636
11/16	L	30-38	at Minnesota	46,032
11/23	L	10-24	DETROIT	64,976
11/30	W	20-17	at Green Bay (Milw.)	54,225
12/7	L	10-21	MINNESOTA	65,649
12/14	L	14-27	at Detroit	77,098
12/20	L	13-14	CHICAGO	55,298

	BUCS	OPP
TOTAL FIRST DOWNS	281	313
Rushing	102	126
Passing	154	168
Penalty	25	19
3rd Down: Made/Att.	99/241	110/250
TOTAL NET YARDS	5,059	5,405
Avg. Per Game	316.2	337.3
Total Plays	1,031	1,088
Avg. Per Play	4.91	4.97
NET YARDS RUSHING	1,839	2,101
Avg. Per Game	114.9	131.3
Total Rushes	477	548
NET YARDS PASSING	3,220	3,304
Avg. Per Game	201.3	206.5
Sacked/Yards Lost	24/194	24/173
Gross Yards	3,414	3,477
Att./Completions	530/256	516/328
Completion Pct.	48.3	63.6
Had Intercepted	17	15
POINTS/AVERAGE	89/41.8	89/42.0
NET PUNTING AVG.	33.2	34.9
PENALTIES / YARDS	90/840	117/1077
FUMBLES / FUMBLES LOST	28/21	32/13
TOUCHDOWNS	32	40
Rushing	9	20
Passing	20	17
Returns	3	3

BY QUARTERS	1	2	3	4	OT	TOT
BUCCANEERS	73	88	34	76	0	271
OPPONENTS	58	108	76	99	0	341

SCORING	TD	R	P	RT	PAT	FG	S	PTS
Yepronian	0	0	0	0	31/32	16/23	0	79
House	5	0	5	0	0/0	0/0	0	30
Jones	5	0	5	0	0/0	0/0	0	30
Williams	4	4	0	0	0/0	0/0	0	24
Giles	4	0	4	0	0/0	0/0	0	24

BUCCANEERS	32	9	20	3	31/32	16/23	0	271
OPPONENTS	40	20	17	3	39/40	20/33	1	341

FIELD GOALS	1/19	20/29	30/39	40/49	50+	LONG
Yepronian	1/1	7/8	7/9	1/5	0/0	43
BUCCANEERS	1/1	7/8	7/9	1/5	0/0	43
OPPONENTS	2/2	5/6	8/12	5/12	0/1	48

RUSHING	NO.	YDS.	AVG.	LONG	TD
Bell	174	599	3.4	40	2
Eckwood	149	504	3.4	35t	2
Williams	58	370	6.4	27	4
Berns	39	131	3.4	17	0
J. Davis	39	130	3.3	8	1
BUCCANEERS	477	1,839	3.9	40	9
OPPONENTS	548	2,101	3.8	56	20

PASSING	ATT.	CMP.	YDS.	CMP%	YDS/ATT	TD	TD%	INT	INT%	LONG	SK/LOST	RTG
Williams	521	254	3,396	48.8	6.52	20	3.8	16	3.1	61	23/194	69.7
BUCCANEERS	530	256	3,414	48.3	6.44	20	3.8	17	3.2	61	24/194	68.5
OPPONENTS	516	328	3,477	63.6	6.74	17	3.3	15	2.9	50	24/173	82.1

RECEIVING	NO.	YDS.	AVG.	LONG	TD
Jones	48	669	13.9	41t	5
Eckwood	47	475	10.1	40	1
Bell	38	292	7.7	22	1
Giles	33	602	18.2	51	4
House	24	531	22.1	61	5

BUCCANEERS	256	3,414	13.3	61	20
OPPONENTS	328	3,477	10.6	50	17

INTERCEPTIONS	NO.	YDS.	AVG.	LONG	TD
Washington	4	30	7.5	16	0
Wood	3	76	25.3	55t	1
Cotney	3	28	9.3	21	0
Colzie	1	39	39.0	39	0
Brantley	1	6	6.0	6	0

BUCCANEERS	15	179	11.9	55t	1
OPPONENTS	17	185	10.9	44	0

TACKLES	SOLO	ASST.	TOTAL
Wood	N/A	N/A	114
Cotney	N/A	N/A	105
D. Lewis	N/A	N/A	101
D. Selmon	N/A	N/A	99
L.R. Selmon	N/A	N/A	97

SACKS	SP. TM.	TACKLES	
L.R. Selmon	9.0	Hawkins	23
Logan	4.0	Reece	22
Johnson	3.0	Colzie	17
Kollar	3.0	Obradovich	16
Stalls	3.0	A. Brown	15
		T. Davis	15

BUCCANEERS	24.0		
OPPONENTS	24.0		

PUNTING	NO.	YDS.	AVG.	NET	TB	IN20	LG	BK
Bianchard	88	3,722	42.3	33.2	12	18	62	1
BUCCANEERS	89	3,722	41.8	33.2	12	18	62	1
OPPONENTS	89	3,738	42.0	34.9	16	15	61	0

PUNT RETURNS	RET.	FC	YDS.	AVG.	LONG	TD
Reece	57	1	313	5.5	19	0
T. Davis	0	1	0	0.0	0	0

BUCCANEERS	57	2	313	5.5	19	0
OPPONENTS	54	4	529	9.8	53t	1

KICKOFF RETURNS	NO.	YDS.	AVG.	LONG	TD
G. Davis	44	951	21.6	54	0
Reece	7	128	18.3	23	0
Hagins	4	82	20.5	23	0
T. Davis	4	58	14.5	16	0
Obradovich	5	46	9.2	15	0

BUCCANEERS	67	1,294	19.3	54	0
OPPONENTS	62	1,417	22.9	91t	1

USUAL STARTING LINEUP	OFFENSE:	DEFENSE:	
WR	84 Gordon Jones	LE	77 Bill Kollar
LT	75 Dave Reavis	NT	76 David Logan
LG	68 George Yarno	RE	63 Lee Roy Selmon
C	50 Steve Wilson	OLB	57 David Lewis
RT	72 Ray Snell	ILB	58 Dewey Selmon
RG	73 Charley Hannah	ILB	54 Richard Wood
TE	88 Jimmie Giles	OLB	56 Cecil Johnson
WR	81 Isaac Hagins	LCB	25 Curtis Jordan
QB	12 Doug Williams	RCB	40 Mike Washington
RB	42 Ricky Bell	SS	33 Mark Cotney
RB	43 Jerry Eckwood	FS	34 Cedric Brown



HISTORY

1981 BUCCANEERS STATISTICS

RECORD: 9-7 HEAD COACH: JOHN MCKAY

DATE	W/L	SCORE	OPPONENT	ATT.
9/5	W	21-13	MINNESOTA	66,287
9/13	L	10-19	at Kansas City	50,555
9/20	L	17-28	at Chicago	60,130
9/27	W	20-10	ST. LOUIS	65,850
10/4	W	28-10	DETROIT	71,733
10/11	W	21-10	at Green Bay	52,264
10/18	L	16-18	at Oakland	42,288
10/25	L	10-20	at Philadelphia	70,174
11/1	W	20-10	CHICAGO	68,688
11/8	L	10-25	at Minnesota	47,038
11/15	L	7-24	DENVER	64,518
11/22	W	37-3	GREEN BAY	63,251
11/29	W	31-14	at New Orleans	62,209
12/6	W	24-23	ATLANTA	69,221
12/13	L	23-24	SAN DIEGO	67,388
12/20	W	20-17	at Detroit	80,444

PLAYOFFS				
1/2	L	0-38	at Dallas	64,848

	BUCS	OPP
TOTAL FIRST DOWNS	269	320
Rushing	95	123
Passing	159	174
Penalty	15	23
3rd Down: Made/Att.	63/195	93/238
TOTAL NET YARDS	5,160	5,312
Avg. Per Game	322.5	332.0
Total Plays	950	1,115
Avg. Per Play	5.43	4.76
NET YARDS RUSHING	1,731	2,172
Avg. Per Game	108.2	135.8
Total Rushes	458	551
NET YARDS PASSING	3,429	3,140
Avg. Per Game	214.3	196.3
Sacked/Yards Lost	19/136	23/157
Gross Yards	3,565	3,297
Att./Completions	473/239	541/317
Completion Pct.	50.5	58.6
Had Intercepted	14	32
POINTS/AVERAGE	82/41.2	73/41.2
NET PUNTING AVG.	31.5	34.0
PENALTIES / YARDS	89/779	79/650
FUMBLES / FUMBLES LOST	27/14	32/14
TOUCHDOWNS	38	27
Rushing	13	16
Passing	20	10
Returns	5	1

BY QUARTERS	1	2	3	4	OT	TOT
BUCCANEERS	54	82	58	121	0	315
OPPONENTS	66	70	47	85	0	268

SCORING	TD	R	P	RT	PAT	FG	S	PTS
Capece	0	0	0	0	30/32	15/24	0	75
House	9	0	9	0	0/0	0/0	0	54
Giles	6	0	6	0	0/0	0/0	0	36
Wilder	5	4	1	0	0/0	0/0	0	30
Williams	4	4	0	0	0/0	0/0	0	24

BUCCANEERS	38	13	20	29	30/39	40/49	50+	LONG
OPPONENTS	27	16	10	1	27/27	25/33	2	268

FIELD GOALS	0/0	5/7	3/5	5/10	2/2	5/1
Capece	0/0	5/7	3/5	5/10	2/2	5/1
Yepremian	0/0	0/0	1/1	1/3	0/0	4/4

BUCCANEERS	0/0	5/7	4/6	6/13	2/2	5/1
OPPONENTS	0/0	6/6	7/9	9/13	3/5	5/3

RUSHING	NO.	YDS.	AVG.	LONG	TD
Eckwood	172	651	3.8	59	2
Owens	91	406	4.5	35	3
Wilder	107	370	3.5	23	4
Williams	48	209	4.4	29	4
R. Bell	30	80	2.7	8	0
BUCCANEERS	458	1,731	3.8	59	13
OPPONENTS	551	2,172	3.9	34	16

RECEIVING	NO.	YDS.	AVG.	LONG	TD
House	56	1176	21.0	84t	9
Giles	45	786	17.5	81t	6
Wilder	48	507	10.6	38	1
T. Bell	21	318	15.1	58t	2
Jones	20	276	13.8	44	1

BUCCANEERS	239	3,565	14.9	84t	20
OPPONENTS	317	3,297	10.4	59	10

INTERCEPTIONS	NO.	YDS.	AVG.	LONG	TD
Brown	9	215	23.9	81t	2
Washington	6	156	26.0	34	1
Colzie	6	110	18.3	82t	1
Johnson	5	84	16.8	36	0
Green	2	56	28.0	50	0

BUCCANEERS	32	648	20.3	82t	4
OPPONENTS	14	179	12.8	39	0

TACKLES	SOLO	ASST.	TOTAL
C. Johnson	N/A	N/A	174
Green	N/A	N/A	151
Wood	N/A	N/A	140
Logan	N/A	N/A	115
Thomas	N/A	N/A	81

SACKS	SP. TM.	TACKLES	
L.R. Selmon	6.5	Nafziger	22
Logan	9.5	Obradovich	17
Green	3.0	Hawkins	16
Hawkins	2.0	Owens	12
Six tied with one		White	12

BUCCANEERS	23.0
OPPONENTS	19.0

PUNTING	NO.	YDS.	AVG.	NET	TB	IN20	LG	BK
Swider	58	2,476	42.7	34.3	4	13	62	2
Blanchard	22	899	40.9	27.3	2	4	58	0

BUCCANEERS	82	3,375	41.2	31.5	6	17	62	2
OPPONENTS	73	3,006	41.2	34.0	14	18	57	0

PUNT RETURNS	RET.	FC	YDS.	AVG.	LONG	TD
T. Bell	27	0	132	4.9	13	0
Holt	9	3	100	11.1	56	0

BUCCANEERS	38	3	244	6.4	56	0
OPPONENTS	52	6	668	12.8	88t	1

KICKOFF RETURNS	NO.	YDS.	AVG.	LONG	TD
Owens	24	473	19.7	34	0
Holt	11	274	24.9	40	0
G. Davis	5	81	16.2	21	0
T. Davis	3	51	17.0	21	0
Wilder	1	19	19.0	19	0

BUCCANEERS	46	912	19.8	40	0
OPPONENTS	64	1,332	20.8	43	0

USUAL STARTING LINEUP

OFFENSE:	DEFENSE:
WR 83 Theo Bell	LE 77 Bill Kollar
LT 74 Gene Sanders	NT 76 David Logan
LG 72 Ray Snell	RE 63 Lee Roy Selmon
C 50 Steve Wilson	OLB 59 Andy Hawkins
RG 61 Greg Roberts	ILB 56 Cecil Johnson
RT 73 Charlie Hannah	ILB 54 Richard Wood
TE 88 Jimmie Giles	ILB 53 Hugh Green
WR 89 Kevin House	LCB 41 Norris Thomas
QB 12 Doug Williams	RCB 40 Mike Washington
FB 32 James Wilder	SS 20 Neal Colzie
RB 43 Jerry Eckwood	FS 34 Cedric Brown
26 James Owens	

PASSING	ATT.	CMP.	YDS.	CMP%	YDS/ATT	TD	TD%	INT	INT%	LONG	SK/LOST	RTG
Williams	471	238	3,563	50.5	7.56	19	4.0	14	3.0	84t	18/135	76.5
BUCCANEERS	473	239	3,565	50.5	7.54	20	4.2	14	3.0	84t	19/136	77.1
OPPONENTS	541	317	3,297	58.6	6.09	10	1.8	32	5.9	59	23/157	57.7

1982 BUCCANEERS STATISTICS

RECORD: 5-4 HEAD COACH: JOHN MCKAY

DATE	W/L	SCORE	OPPONENT	ATT.
9/12	L	10-17	at Minnesota	58,440
9/19	L	13-21	WASHINGTON	66,187
11/21	L	9-14	at Dallas	49,578
11/29	W	23-17	MIAMI	65,854
12/5	W	13-10	at New Orleans	61,709
12/12	L	17-32	at N.Y. Jets	28,147
12/19	W	24-23	BUFFALO	62,510
12/26	W	23-21	DETROIT	65,997
1/2	W	26-23	CHICAGO (ot)	68,112

PLAYOFFS			
1/9	L	17-30	at Dallas

	BUCS	OPP
--	------	-----

TOTAL FIRST DOWNS	163	159
Rushing	52	72
Passing	105	76
Penalty	6	11
3rd Down: Made/Att.	48/126	47/122
4th Down: Made/Att.	8/9	7/9
POSSESSION AVG.	29:35	30:25
TOTAL NET YARDS	2,895	2,442
Avg. Per Game	321.7	271.3
Total Plays	587	564
Avg. Per Play	4.93	4.33
NET YARDS RUSHING	952	1,058
Avg. Per Game	105.8	117.6
Total Rushes	268	285
NET YARDS PASSING	1,943	1,384
Avg. Per Game	215.9	153.8
Sacked/Yards Lost	11/128	25/224
Gross Yards	2,071	1,608
Att./Completions	308/164	254/145
Completion Pct.	53.2	57.1
Had Intercepted	11	11
PUNTS/AVERAGE	40/40.5	42/43.4
NET PUNTING AVG.	32.7	37.2
PENALTIES / YARDS	38/297	38/425
FUMBLES / FUMBLES LOST	28/12	15/10
TOUCHDOWNS	15	21
Rushing	6	9
Passing	9	10
Returns	0	2

BY QUARTERS	1	2	3	4	OT	TOT
-------------	---	---	---	---	----	-----

BUCCANEERS	9	40	51	55	3	158
OPPONENTS	46	53	43	36	0	178

SCORING	TD	R	P	RT	PAT	FG	S	PTS
Capece	0	0	0	0	14/14	18/23	0	68
Wilder	4	3	1	0	0/0	0/0	0	24
Giles	3	0	3	0	0/0	0/0	0	18
House	2	0	2	0	0/0	0/0	0	12
Carver	2	1	1	0	0/0	0/0	0	12

BUCCANEERS	15	6	9	0	14/15	18/23	0	158
OPPONENTS	21	9	10	2	16/21	12/17	0	178

FIELD GOALS	1/19	20/29	30/39	40/49	50+	LONG
-------------	------	-------	-------	-------	-----	------

Capece	0/0	10/11	5/6	1/3	2/3	51
--------	-----	-------	-----	-----	-----	----

BUCCANEERS	0/0	10/11	5/6	1/3	2/3	51
OPPONENTS	2/2	3/3	3/4	4/6	0/2	49

RUSHING	NO.	YDS.	AVG.	LONG	TD
---------	-----	------	------	------	----

Wilder	83	324	3.9	47	3
Owens	76	238	3.1	14	0
Carver	70	229	3.3	13t	1
Williams	35	158	4.5	14	2
Morton	2	3	1.5	2	0

BUCCANEERS	268	952	3.6	47	6
OPPONENTS	285	1,058	3.7	25	9

RECEIVING	NO.	YDS.	AVG.	LONG	TD
Wilder	53	466	8.8	32	1
Giles	28	499	17.8	48	3
House	28	438	15.6	62t	2
T. Bell	15	203	13.5	25	0
Jones	14	205	14.6	26	1

BUCCANEERS	164	2,071	12.6	62t	9
OPPONENTS	145	1,608	11.1	49	10

INTERCEPTIONS	NO.	YDS.	AVG.	LONG	TD
Colzie	3	64	21.3	51	0
C. Brown	3	31	10.3	24	0
Washington	3	13	4.3	13	0
Green	1	31	31.0	31	0
Thomas	1	0	0.0	0	0

BUCCANEERS	11	139	12.6	51	0
OPPONENTS	11	114	10.4	39t	1

TACKLES	SOLO	ASST.	TOTAL
Green	N/A	N/A	71
Johnson	N/A	N/A	70
Brantley	N/A	N/A	62
Logan	N/A	N/A	61
Selmon	N/A	N/A	58

SACKS	SP. TM.	TACKLES	
Stalls	6.5	Davis	10
Logan	4.8	Cotney	10
Selmon	4.0	Morris	9
Green	2.3	Smith	8
Hawkins	2.3	Obradovich	7

BUCCANEERS	25.0
OPPONENTS	11.0

PUNTING	NO.	YDS.	AVG.	NET TB	IN20	LG	BK
---------	-----	------	------	--------	------	----	----

Swider	39	1,620	41.5	32.7	6	6	59	1
BUCCANEERS	40	1,620	40.5	32.7	6	6	59	1
OPPONENTS	42	1,824	43.4	37.2	6	9	59	0

PUNT RETURNS	RET.	FC	YDS.	AVG.	LONG	TD
--------------	------	----	------	------	------	----

Holt	16	0	81	5.1	22	0
T. Bell	9	1	62	6.9	14	0
BUCCANEERS	25	1	143	5.7	22	0
OPPONENTS	23	2	192	8.3	22	0

KICKOFF RETURNS	NO.	YDS.	AVG.	LONG	TD
-----------------	-----	------	------	------	----

Morton	21	361	17.2	26	0
Carver	3	62	20.7	25	0
Owens	3	52	17.3	27	0
J. R. Smith	3	47	15.7	24	0
Yarbo	1	14	14.0	14	0
BUCCANEERS	33	548	16.6	27	0
OPPONENTS	40	870	21.8	50	0

USUAL STARTING LINEUP			
-----------------------	--	--	--

OFFENSE:		DEFENSE:	
WR	84 Gordon Jones	LE	65 Dave Stalls
LT	75 Dave Reavis	NT	76 David Logan
LG	72 Ray Snell	RE	63 Lee Roy Selmon
C	50 Steve Wilson	OLB	59 Andy Hawkins
RG	61 Greg Roberts	ILB	56 Cecil Johnson
RT	76 Charley Hannah	ILB	52 Scot Brantley
TE	88 Jimmie Giles	OLB	53 Hugh Green
WR	89 Kevin House	LCB	41 Norris Thomas
QB	12 Doug Williams	RCB	41 Mike Washington
FB	32 James Wilder	SS	20 Neal Colzie
RB	26 James Owens	FS	34 Cedric Brown

PASSING	ATT.	CMP.	YDS.	CMP%	YDS/ATT	TD	TD%	INT	INT%	LONG	SK/LOST	RTG
Williams	307	164	2,071	53.4	6.75	9	2.9	11	3.6	62t	11/128	69.4
BUCCANEERS	308	164	2,071	53.2	6.72	9	2.9	11	3.6	62t	11/128	69.1
OPPONENTS	254	145	1,608	57.1	6.33	10	3.9	11	4.3	49	25/224	71.1



HISTORY

1983 BUCCANEERS STATISTICS

RECORD: 2-14 HEAD COACH: JOHN MCKAY

DATE	W/L	SCORE	OPPONENT	ATT.
9/4	L	0-11	DETROIT	62,154
9/11	L	10-17	at Chicago	58,186
9/18	L	16-19	MINNESOTA (ot)	57,567
9/25	L	17-23	CINCINNATI	56,023
10/2	L	14-55	at Green Bay	54,272
10/9	L	24-27	at Dallas (ot)	63,308
10/16	L	27-34	ST. LOUIS	48,224
10/23	L	21-24	NEW ORLEANS	48,242
10/30	L	12-17	at Pittsburgh	57,648
11/6	W	17-12	at Minnesota	59,239
11/13	L	0-20	at Cleveland	56,091
11/20	L	0-27	CHICAGO	36,816
11/27	W	33-24	HOUSTON	38,625
12/4	L	21-35	at San Francisco	49,773
12/12	L	9-12	GREEN BAY (ot)	50,763
12/18	L	20-23	at Detroit	78,392

	BUCS	OPP
TOTAL FIRST DOWNS	248	320
Rushing	72	124
Passing	156	172
Penalty	20	24
3rd Down: Made/Att.	73/225	89/229
4th Down: Made/Att.	11/20	9/14
POSSESSION AVG.	27:55	32:05
TOTAL NET YARDS	4,477	5,397
Avg. Per Game	279.8	337.3
Total Plays	1,005	1,093
Avg. Per Play	4.45	4.94
NET YARDS RUSHING	1,353	2,082
Avg. Per Game	84.6	130.1
Total Rushes	428	561
NET YARDS PASSING	3,124	3,315
Avg. Per Game	195.3	207.2
Sacked/Yards Lost	49/366	42/309
Gross Yards	3,490	3,624
Att./Completions	528/300	490/300
Completion Pct.	56.8	61.2
Had Intercepted	24	23
PUNTS/AVERAGE	96/41.8	79/40.7
NET PUNTING AVG.	33.0	33.9
PENALTIES / YARDS	94/832	105/799
FUMBLES / YARDS LOST	39/13	43/18
TOUCHDOWNS	31	42
Rushing	9	19
Passing	18	15
Returns	4	8

BY QUARTERS	1	2	3	4	OT	TOT
BUCCANEERS	43	68	65	65	0	241
OPPONENTS	67	130	67	107	9	380

SCORING	TD	R	P	RT	PAT	FG	S	PTS
Capece	0	0	0	0	23/26	10/23	0	53
Owens	6	5	1	0	0/0	0/0	0	36
Wilder	6	4	2	0	0/0	0/0	0	36
House	5	0	5	0	0/0	0/0	0	30
T. Bell	2	0	2	0	0/0	0/0	0	12
BUCCANEERS	31	9	18	4	25/31	10/24	0	241
OPPONENTS	42	19	15	8	40/42	28/34	2	380

FIELD GOALS	1/19	20/29	30/39	40/49	50+	LONG
Capece	0/0	7/8	0/4	3/8	0/3	49
Warnke	0/0	0/1	0/0	0/0	0/0	0
BUCCANEERS	0/0	7/9	0/4	3/8	0/3	49
OPPONENTS	1/1	8/8	8/10	7/10	4/5	52

RUSHING	NO.	YDS.	AVG.	LONG	TD
Wilder	161	640	4.0	75t	4
Canver	114	348	3.1	16	0
Owens	96	266	2.8	15	5
Armstrong	7	30	4.3	7	0
Morton	13	28	2.2	5	0
BUCCANEERS	428	1,353	3.2	75t	9
OPPONENTS	561	2,082	3.7	39	19

PASSING	ATT.	CMP.	YDS.	CMP%	YDS/ATT	TD	TD%	INT	INT%	LONG	SK/LOST	RTG
J. Thompson	423	249	2,906	58.9	6.87	18	4.3	21	5.0	80	39/289	73.3
Goldstein	97	47	535	48.5	5.52	0	0.0	2	2.1	52	7/52	56.8
BUCCANEERS	528	300	3,490	56.8	6.61	18	3.4	24	4.5	80	49/366	69.6
OPPONENTS	490	300	3,624	61.2	7.40	15	3.1	23	4.7	80t	42/309	74.7

RECEIVING	NO.	YDS.	AVG.	LONG	TD
Wilder	57	380	6.7	31	2
Carter	48	694	14.5	56t	2
House	47	769	16.4	74t	5
T. Bell	25	410	16.4	52	2
Giles	25	349	14.0	80	1
BUCCANEERS	300	3,490	11.6	80	18
OPPONENTS	300	3,624	12.1	80t	15

INTERCEPTIONS	NO.	YDS.	AVG.	LONG	TD
B. Reece	6	70	11.7	29	0
C. Brown	4	78	19.5	36	0
Holt	3	43	14.3	25	0
Green	2	54	27.0	33t	2
Washington	2	41	20.5	25	0
BUCCANEERS	23	367	16.0	69t	3
OPPONENTS	24	316	13.2	70t	4

TACKLES	SOLO	ASST.	TOTAL
Green	N/A	N/A	138
J. Davis	N/A	N/A	137
Brantley	N/A	N/A	134
Logan	N/A	N/A	109
Holt	N/A	N/A	78

SACKS	SP. TM.	TACKLES
Selmon	11.0	Witte 19
Logan	9.5	Spradlin 14
Cannon	5.0	Obradovich 13
Green	3.5	Smith 12
Hawkens	3.0	Morris 12

BUCCANEERS	42.0
OPPONENTS	49.0

PUNTING	NO.	YDS.	AVG.	NET	TB	IN20	LG	BK
Garcia	95	4,008	42.2	33.0	12	16	64	1
BUCCANEERS	96	4,008	41.8	33.0	12	16	64	1
OPPONENTS	79	3,217	40.7	33.9	12	11	65	0

PUNT RETURNS	RET.	FC	YDS.	AVG.	LONG	TD
Tyler	27	5	208	7.7	16	0
T. Bell	10	2	48	4.8	11	0
Holt	5	0	43	8.6	17	0
BUCCANEERS	42	7	299	7.1	17	0
OPPONENTS	59	11	603	10.2	90t	1

KICKOFF RETURNS	NO.	YDS.	AVG.	LONG	TD
Morton	30	689	23.0	50	0
Owens	20	380	19.0	31	0
Smith	8	136	17.0	43	0
Spradlin	2	31	15.5	24	0
O'Steen	2	30	15.0	16	0
BUCCANEERS	67	1,310	19.5	50	0
OPPONENTS	50	1,039	20.8	81	0

USUAL STARTING LINEUP	
OFFENSE:	DEFENSE:
WR 87 Gerald Carter	LE 78 John Cannon
LT 75 Dave Reavis	NT 76 David Logan
LG 72 Ray Snell	RE 63 Lee Roy Selmon
C 50 Steve Wilson	OLB 51 Ed Judie
RG 62 Sean Farrell	ILB 58 Jeff Davis
RT 70 Kelly Thomas	ILB 52 Scot Brantley
TE 88 Jimmie Giles	OLB 53 Hugh Green
WR 89 Kevin House	LCB 21 John Holt
QB 14 Jack Thompson	RCB 40 Mike Washington
FB 32 James Wilder	SS 33 Mark Cotney
RB 28 Melvin Carver	FS 43 Beasley Reece

1984 BUCCANEERS STATISTICS

RECORD: 6-10 HEAD COACH: JOHN MCKAY

DATE	W/L	SCORE	OPPONENT	ATT.
9/2	L	14-34	at Chicago	58,789
9/9	L	13-17	at New Orleans	54,686
9/16	W	21-17	DETROIT	44,560
9/23	L	14-17	at N.Y. Giants	72,650
9/30	W	30-27	GREEN BAY (ot)	44,487
10/7	W	35-31	MINNESOTA	47,405
10/14	L	7-13	at Detroit (ot)	44,308
10/21	L	9-44	CHICAGO	60,003
10/28	L	20-24	at Kansas City	41,710
11/4	L	24-27	at Minnesota	54,949
11/11	W	20-17	N.Y. GIANTS	46,534
11/18	L	17-24	at San Francisco	57,704
11/25	L	33-34	L.A. RAMS	42,242
12/2	L	14-27	at Green Bay	46,800
12/9	W	23-6	ATLANTA	33,808
12/16	W	41-21	N.Y. JETS	43,817

	BUCS	OPP
TOTAL FIRST DOWNS	344	311
Rushing	114	139
Passing	209	157
Penalty	21	15
3rd Down: Made/Att.	94/219	93/212
4th Down: Made/Att.	7/17	7/16
POSSESSION AVG.	31:17	28:43
TOTAL NET YARDS	5,321	5,474
Avg. Per Game	332.6	342.1
Total Plays	1,091	1,033
Avg. Per Play	4.9	5.3
NET YARDS RUSHING	1,776	2,233
Avg. Per Game	111.0	139.6
Total Rushes	483	511
NET YARDS PASSING	3,545	3,241
Avg. Per Game	222.6	202.6
Sacked/Yards Lost	45/362	32/239
Gross Yards	3,907	3,480
Att./Completions	563/334	490/286
Completion Pct.	59.3	58.4
Had Intercepted	23	18
PUNTS/AVERAGE	68/41.9	68/41.0
NET PUNTING AVG.	34.7	35.3
PENALTIES / YARDS	118/875	136/1078
FUMBLES / FUMBLES LOST	36/20	27/14
TOUCHDOWNS	40	47
Rushing	17	27
Passing	22	20
Returns	1	0

BY QUARTERS

	1	2	3	4	OT	TOT
BUCCANEERS	57	102	64	109	3	335
OPPONENTS	54	108	76	136	6	380

SCORING	TD	R	P	RT	PAT	FG	S	PTS
Anri	0	0	0	0	38/40	19/26	0	95
Wilder	13	13	0	0	0/0	0/0	0	78
House	5	0	5	0	0/0	0/0	0	30
Carter	5	0	5	0	0/0	0/0	0	30
Armstrong	5	2	3	0	0/0	0/0	0	30
BUCCANEERS	40	17	22	1	38/40	19/26	0	335
OPPONENTS	47	27	20	0	44/46	18/27	0	380

FIELD GOALS

	1/19	20/29	30/39	40/49	50+	LONG	
Anri	0/0	0/0	7/7	6/7	6/10	0/2	49
BUCCANEERS	0/0	7/7	6/7	6/10	0/2	49	
OPPONENTS	0/0	5/6	6/10	5/7	2/4	53	

RUSHING

	NO.	YDS.	AVG.	LONG	TD
Wilder	407	1,544	3.8	37	13
DeBerg	28	59	2.1	14	2
Carver	11	44	4.0	12	0
Thompson	5	35	7.0	13	0
Armstrong	10	34	3.4	12	2
BUCCANEERS	483	1,776	3.7	37	17
OPPONENTS	511	2,233	4.4	51	27

PASSING	ATT.	CMP.	YDS.	CMP%	YDS/ATT	TD	TD%	INT	INT%	LONG	SK/LOST	RTG
DeBerg	509	308	3,554	60.5	6.98	19	3.7	18	3.5	55	35/308	79.3
Thompson	52	25	337	48.1	6.48	2	3.8	5	9.6	74t	10/54	42.3
BUCCANEERS	563	334	3,907	59.3	6.94	22	3.9	23	4.1	74t	45/362	76.4
OPPONENTS	490	286	3,480	58.4	7.10	20	4.1	18	3.7	77t	32/239	78.6

RECEIVING	NO.	YDS.	AVG.	LONG	TD
Wilder	85	685	8.1	50	0
House	76	1,005	13.2	55	5
Carter	60	816	13.6	74t	5
J. Bell	29	397	13.7	26	4
T. Bell	22	350	15.9	29	0
BUCCANEERS	334	3,907	11.7	74t	22
OPPONENTS	286	3,480	12.2	77t	20

INTERCEPTIONS	NO.	YDS.	AVG.	LONG	TD
Cotney	5	123	24.6	29	0
Brantley	3	55	18.3	38	0
Castile	3	38	12.7	30	0
Seven tied with one					
BUCCANEERS	18	308	17.1	38	1
OPPONENTS	23	249	10.8	61	0

TACKLES	SOLO	ASST.	TOTAL
Davis	N/A	N/A	165
Logan	N/A	N/A	106
Brantley	N/A	N/A	105
Selmon	N/A	N/A	100
Browner	N/A	N/A	71

SACKS	SP. TM. TACKLES		
Selmon	8.0	Witte	25
Logan	5.5	Spradlin	15
C. Washington	5.0	Dixon	13
Green	4.0	Morton	12
Cannon	3.5	Harvey	11

BUCCANEERS	NO.	YDS.	AVG.	NET TB	IN20	LG	BK	
Garcia	68	2,849	41.9	34.7	9	12	60	0
BUCCANEERS	68	2,849	41.9	34.7	9	12	60	0
OPPONENTS	68	2,787	41.0	35.3	9	18	60	0

PUNT RETURNS	RET.	FC	YDS.	AVG.	LONG	TD
Bright	23	1	173	7.5	21	0
Z. Thomas	1	0	7	7.0	7	0
Holt	7	3	19	2.7	8	0
T. Bell	3	1	8	2.7	8	0
BUCCANEERS	34	5	207	6.1	21	0
OPPONENTS	36	10	310	8.6	31	0

KICKOFF RETURNS	NO.	YDS.	AVG.	LONG	TD
Morton	38	835	22.0	43	0
Owens	8	168	21.0	36	0
Bright	16	300	18.8	30	0
Wood	5	43	8.6	16	0
Spradlin	1	5	5.0	5	0
BUCCANEERS	68	1,351	19.9	43	0
OPPONENTS	67	1,336	19.9	47	0

BUCCANEERS	NO.	YDS.	AVG.	LONG	TD
Morton	38	835	22.0	43	0
Owens	8	168	21.0	36	0
Bright	16	300	18.8	30	0
Wood	5	43	8.6	16	0
Spradlin	1	5	5.0	5	0
BUCCANEERS	68	1,351	19.9	43	0
OPPONENTS	67	1,336	19.9	47	0

USUAL STARTING LINEUP

OFFENSE:	DEFENSE:
WR 89 Kevin House	LE 78 John Cannon
LT 74 Gene Sanders	NT 76 David Logan
LG 72 Steve Courson	RE 63 Lee Roy Selmon
C 50 Steve Wilson	OLB 57 Keith Browner
RG 62 Sean Farrell	ILB 58 Jeff Davis
RT 73 Ron Heller	ILB 52 Scot Brantley
TE 88 Jimmie Giles	OLB 53 Hugh Green
WR 87 Gerald Carter	LCB 23 Jeremiah Castile
QB 17 Steve DeBerg	RCB 21 John Holt
FB 46 Adger Armstrong	SS 43 Beasley Reece
RB 32 James Wilder	FS 34 Cedric Brown



HISTORY

1985 BUCCANEERS STATISTICS

RECORD: 2-14 HEAD COACH: LEEMAN BENNETT

DATE	W/L	SCORE	OPPONENT	ATT.
9/8	L	28-38	at Chicago	57,828
9/15	L	16-31	MINNESOTA	46,188
9/22	L	13-20	at New Orleans	45,320
9/29	L	9-30	at Detroit	45,023
10/6	L	19-27	CHICAGO	51,795
10/13	L	27-31	L.A. RAMS	39,607
10/20	L	38-41	at Miami	62,335
10/27	L	14-32	NEW ENGLAND	34,661
11/3	L	20-22	at N.Y. Giants	72,031
11/10	W	16-0	ST. LOUIS	34,736
11/17	L	28-62	at N.Y. Jets	65,344
11/24	W	19-16	DETROIT (ot)	43,471
12/1	L	0-21	at Green Bay	19,856
12/8	L	7-26	at Minnesota	51,593
12/15	L	23-31	INDIANAPOLIS	25,577
12/22	L	17-20	GREEN BAY	33,992

	BUCS	OPP
TOTAL FIRST DOWNS	291	351
Rushing	95	146
Passing	162	185
Penalty	34	20
3rd Down: Made/Att.	76/209	88/212
4th Down: Made/Att.	11/18	4/7
POSSESSION AVG.	27:55	32:05
TOTAL NET YARDS	4,766	6,108
Avg. Per Game	297.9	381.8
Total Plays	982	1,087
Avg. Per Play	4.9	5.6
NET YARDS RUSHING	1,644	2,430
Avg. Per Game	102.8	151.9
Total Rushes	434	547
NET YARDS PASSING	3,122	3,678
Avg. Per Game	195.1	229.9
Sacked /Yards Lost	40/301	35/277
Gross Yards	3,423	3,955
Att./Completions	508/269	505/318
Completion Pct.	53.0	63.0
Had Intercepted	26	18
PUNTS/AVERAGE	79/40.9	59/44.2
NET PUNTING AVG.	32.6	37.6
PENALTIES / YARDS	103/733	114/945
FUMBLES / FUMBLES LOST	37/22	37/22
TOUCHDOWNS	33	50
Rushing	11	28
Passing	22	18
Returns	0	4

BY QUARTERS	1	2	3	4	OT	TOT
BUCCANEERS	71	109	31	80	3	294
OPPONENTS	75	144	110	119	0	448

SCORING	TD	R	P	RT	INT	FG	S	PTS
Igwebuike	0	0	0	0	30/32	22/32	0	96
Wilder	10	10	0	0	0/0	0/0	0	60
Giles	8	0	8	0	0/0	0/0	0	48
House	5	0	5	0	0/0	0/0	0	30
Carter	3	0	3	0	0/0	0/0	0	18

BUCCANEERS	33	11	22	0	30/33	22/32	0	294
OPPONENTS	50	28	18	4	50/50	32/42	1	448

FIELD GOALS	1/19	20/29	30/39	40/49	50+	LONG
Igwebuike	1/1	5/5	8/10	5/10	3/6	53
BUCCANEERS	1/1	5/5	8/10	5/10	3/6	53
OPPONENTS	0/0	11/14	14/15	6/10	1/3	50

RUSHING	NO.	YDS.	AVG.	LONG	TD
Wilder	365	1,300	3.6	28	10
Young	40	233	5.8	20	1
Springs	16	54	3.4	11	0
DeBerg	9	28	3.1	13	0
Carter	1	13	13.0	13	0
BUCCANEERS	434	1,644	3.8	28	11
OPPONENTS	547	2,430	4.4	38	28

PASSING	ATT.	CMP.	YDS.	CMP%	YDS/ATT	TD	TD%	INT	INT%	LONG	SK/LOST	RTG
DeBerg	370	197	2,488	53.2	6.72	19	5.1	18	4.9	57	19/143	71.3
Young	138	72	935	52.3	6.78	3	2.2	8	5.8	59	21/158	57.1
BUCCANEERS	508	269	3,423	53.0	6.74	22	4.3	26	5.1	59	40/301	67.5
OPPONENTS	505	318	3,955	63.0	7.83	18	3.6	18	3.6	78t	35/277	84.2

RECEIVING	NO.	YDS.	AVG.	LONG	TD
Wilder	53	341	6.5	20	0
House	44	803	18.3	55	5
Giles	43	673	15.7	39t	8
J. Bell	43	496	12.3	27	2
Carter	40	557	13.9	29	3
BUCCANEERS	269	3,423	12.7	59	22
OPPONENTS	318	3,955	12.4	78t	18

INTERCEPTIONS	NO.	YDS.	AVG.	LONG	TD
Castille	7	49	7.0	20	0
Greenwood	5	15	3.0	7	0
Six tied with one					
BUCCANEERS	18	146	8.1	25	0
OPPONENTS	26	373	14.3	46	4

TACKLES	SOLO	ASST.	TOTAL
Davis	N/A	N/A	132
Washington	N/A	N/A	102
Sully	N/A	N/A	98
Brantley	N/A	N/A	95
Logan	N/A	N/A	80

SACKS	SP. TM.	TACKLES	
Logan	6.5	Witte	24
Carmon	4.5	Prior	22
Holmes	4.5	Randle	16
Morgan	4.0	Armstrong	13
Greenwood	3.0	Curry	10
Washington	3.0		

BUCCANEERS	NO.	YDS.	AVG.	NET	TB	IN20	LG	BK
OPPONENTS	40.0							
Garcia	77	3,233	42.0	33.4	7	12	61	0
BUCCANEERS	79	3,233	40.9	32.6	7	12	61	2
OPPONENTS	59	2,607	44.2	37.6	8	13	69	0

PUNTING	NO.	YDS.	AVG.	NET	TB	IN20	LG	BK
BUCCANEERS	25	8	229	9.2	29	0		
OPPONENTS	47	7	519	11.0	28	0		

PUNT RETURNS	RET.	FC	YDS.	AVG.	LONG	TD
Bright	12	2	124	10.3	29	0
Prior	13	6	105	8.1	19	0
BUCCANEERS	25	8	229	9.2	29	0
OPPONENTS	47	7	519	11.0	28	0

KICKOFF RETURNS	NO.	YDS.	AVG.	LONG	TD
Freeman	48	1,085	22.6	58	0
Springs	5	112	22.4	34	0
Bright	11	213	19.4	47	0
Prior	10	131	13.1	29	0
Verser	4	61	15.3	18	0
Magee	2	20	10.0	15	0
BUCCANEERS	80	1,622	20.3	58	0
OPPONENTS	51	1,187	23.3	51	0

USUAL STARTING LINEUP	DEFENSE:		
WR	89 Kevin House	LE	78 John Cannon
LI	66 George Yarbo	NT	76 David Logan
LG	72 Steve Cournson	RE	90 Ron Holmes
C	60 Randy Grimes	OLB	54 Ervin Randle
RG	62 Sean Farrell	ILB	58 Jeff Davis
RT	73 Ron Heller	ILB	52 Scot Brantley
TE	88 Jimmie Giles	OLB	51 Chris Washington
WR	87 Gerald Carter	LCB	23 Jeremiah Castille
QB	17 Steve DeBerg	RCB	21 John Holt
FB	82 Jerry Bell	SS	30 David Greenwood
RB	32 James Wilder	FS	44 Ivory Sully

OFFENSE:	DEFENSE:		
WR	89 Kevin House	LE	78 John Cannon
LI	66 George Yarbo	NT	76 David Logan
LG	72 Steve Cournson	RE	90 Ron Holmes
C	60 Randy Grimes	OLB	54 Ervin Randle
RG	62 Sean Farrell	ILB	58 Jeff Davis
RT	73 Ron Heller	ILB	52 Scot Brantley
TE	88 Jimmie Giles	OLB	51 Chris Washington
WR	87 Gerald Carter	LCB	23 Jeremiah Castille
QB	17 Steve DeBerg	RCB	21 John Holt
FB	82 Jerry Bell	SS	30 David Greenwood
RB	32 James Wilder	FS	44 Ivory Sully

1986 BUCCANEERS STATISTICS

RECORD: 2-14 HEAD COACH: LEMAN BENNETT

DATE	W/L	SCORE	OPPONENT	ATT.
9/7	L	7-31	SAN FRANCISCO	50,780
9/14	L	10-23	MINNESOTA	34,579
9/21	W	24-20	at Detroit	38,453
9/28	L	20-23	ATLANTA (ot)	38,950
10/5	L	20-26	at L.A. Rams (ot)	50,585
10/12	L	19-30	ST. LOUIS	33,307
10/19	L	7-38	at New Orleans	43,355
10/26	L	20-27	at Kansas City	36,230
11/2	W	34-28	BUFFALO	32,806
11/9	L	3-23	CHICAGO	70,097
11/16	L	7-31	at Green Bay (Milw.)	48,271
11/23	L	17-38	DETROIT	30,029
11/30	L	13-45	at Minnesota	56,235
12/7	L	14-48	at Chicago	52,746
12/14	L	7-21	GREEN BAY	30,099
12/21	L	17-21	at St. Louis	23,957

RECEIVING	NO.	YDS.	AVG.	LONG	TD
Magee	45	564	12.5	45	5
Wilder	43	326	7.6	25	1
Carter	42	640	15.2	46	2
Springs	24	187	7.8	46	0
Giles	18	178	9.9	20	1

BUCCANEERS	245	2,892	11.8	46	13
OPPONENTS	289	3,838	13.3	73	23

INTERCEPTIONS	NO.	YDS.	AVG.	LONG	TD
McKeever	3	12	4.0	10	0
Brantley	2	65	32.5	57	0
Curry	2	0	0.0	0	0

Five tied with one					
BUCCANEERS	13	128	9.8	57	0
OPPONENTS	25	236	9.4	59t	1

TACKLES	SOLO	ASST.	TOTAL
Davis	N/A	N/A	136
Brantley	N/A	N/A	127
Washington	N/A	N/A	94
Jones	N/A	N/A	80
Holmes	N/A	N/A	68

SACKS	SP. TM. TACKLES		
Browner	4.0	Randle	21
Washington	4.0	Murphy	18
Holmes	2.5	McKeever	9
Cannon	2.0	Easmon	7
Kellin	2.0	Futrell	6
Logan	2.0		

BUCCANEERS	19.0
OPPONENTS	56.0

PUNTING	NO.	YDS.	AVG.	NET TB	IN20	LG	BK
Garcia	77	3,089	40.1	32.7	8	19	60
Springs	1	43	43.0	39.0	0	0	43

BUCCANEERS	78	3,132	40.2	32.8	8	19	60
OPPONENTS	59	2,438	41.3	37.4	6	24	57

PUNT RETURNS	RET.	FC	YDS.	AVG.	LONG	TD
Futrell	14	5	67	4.8	12	0
Walker	9	0	27	3.0	10	0
Harris	3	0	16	5.3	8	0

BUCCANEERS	26	5	110	4.2	12	0
OPPONENTS	39	15	414	10.6	71t	3

KICKOFF RETURNS	NO.	YDS.	AVG.	LONG	TD
Freeman	31	582	18.8	33	0
Wonsley	10	208	20.8	29	0
K. Walker	8	146	18.3	26	0
Futrell	5	115	23.0	30	0
Howard	4	71	17.8	24	0
Harris	4	63	15.8	23	0

BUCCANEERS	75	1,302	17.4	33	0
OPPONENTS	46	1,009	21.9	85t	1

USUAL STARTING LINEUP

OFFENSE:			DEFENSE:		
WR	89	Kevin House	LE	71	Bob Nelson
LT	72	Rob Taylor	NT	76	David Logan
LG	66	George Yarno	RE	90	Ron Holmes
C	60	Randy Grimes	OLB	57	Keith Browner
RG	62	Sean Farrell	ILB	58	Jeff Davis
RT	73	Ron Heller	ILB	52	Scot Brantley
TE	86	Calvin Magee	OLB	51	Chris Washington
WR	87	Gerald Carter	LCB	21	Vito McKeever
QB	8	Steve Young	RCB	22	Rod Jones
PB	20	Ron Springs	SS	41	Craig Swoope
RB	32	James Wilder	FS	44	Ivory Sully

BUCS OPP

TOTAL FIRST DOWNS	273	362
Rushing	100	162
Passing	142	177
Penalty	31	23
3rd Down: Made/Att.	59/193	90/193
4th Down: Made/Att.	8/19	6/10

POSSESSION AVG.	28:40	31:20
TOTAL NET YARDS	4,361	6,333
Avg. Per Game	272.6	395.8
Total Plays	970	1,061
Avg. Per Play	4.5	6.0

NET YARDS RUSHING	1,863	2,648
Avg. Per Game	116.4	165.5
Total Rushes	455	558
NET YARDS PASSING	2,498	3,685
Avg. Per Game	156.1	230.3

Sacked/Yards Lost	56/394	19/153
Gross Yards	2,892	3,838
Att./Completions	459/245	484/289
Completion Pct.	53.4	59.7
Had Intercepted	25	13

PUNTS/AVERAGE	78/40.2	59/41.3
NET PUNTING YARDS	32.8	37.4
PENALTIES / YARDS	83/661	116/941
FUMBLES / FUMBLES LOST	36/17	39/19

TOUCHDOWNS	27	59
Rushing	12	31
Passing	13	23
Returns	2	5

BY QUARTERS	1	2	3	4	OT	TOT
BUCCANEERS	39	74	41	85	0	239
OPPONENTS	111	105	103	145	0	473

SCORING	TD	R	P	RT	PAT	FG	S	PTS
fg/wbu/ke	0	0	0	0	26/27	17/24	0	77
Young	5	5	0	0	0/0	0/0	0	30
Magee	5	0	5	0	0/0	0/0	0	30
Wonsley	3	3	0	0	0/0	0/0	0	18
Wilder	3	2	1	0	0/0	0/0	0	18

BUCCANEERS	27	12	13	2	26/27	17/24	0	239
OPPONENTS	59	31	23	5	56/58	21/30	0	473

FIELD GOALS	1/19	20/29	30/39	40/49	50+	LONG
fg/wbu/ke	0/0	5/5	7/8	3/6	2/5	55
BUCCANEERS	0/0	5/5	7/8	3/6	2/5	55
OPPONENTS	0/0	8/9	8/9	3/6	2/6	51

RUSHING	NO.	YDS.	AVG.	LONG	TD
Wilder	190	704	3.7	45t	2
Young	74	425	5.7	31	5
Wonsley	73	339	4.6	59t	3
Springs	74	285	3.9	40	0
Howard	30	110	3.7	16	1

BUCCANEERS	455	1,863	4.1	59t	12
OPPONENTS	558	2,648	4.7	60	31

PASSING	ATT.	CMP.	YDS.	CMP%	YDS/ATT	TD	TD%	INT	INT%	LONG	SK/LOST	RTG
Young	363	195	2,282	53.7	6.29	8	2.2	13	3.6	46	47/326	65.5
DeBerg	96	50	610	52.1	6.35	5	5.2	12	12.5	45	9/68	49.7

BUCCANEERS	459	245	2,892	53.4	6.30	13	2.8	25	5.4	46	56/394	59.6
OPPONENTS	484	289	3,838	59.7	7.93	23	4.8	13	2.7	73	19/153	89.5



HISTORY

1987 BUCCANEERS STATISTICS

RECORD: 4-11 HEAD COACH: RAY PERKINS

DATE	W/L	SCORE	OPPONENT	ATT.
9/13	W	48-10	ATLANTA	51,250
9/20	L	3-20	at Chicago	63,551
10/4	W	31-27	at Detroit	4,919
10/11	L	13-17	SAN DIEGO	23,873
10/18	L	20-10	MINNESOTA	20,850
10/25	L	26-27	CHICAGO	70,747
11/1	W	23-17	at Green Bay (Milw.)	50,308
11/8	L	28-31	at St. Louis	22,449
11/15	L	17-23	at Minnesota	48,605
11/22	L	10-24	SAN FRANCISCO	63,211
11/29	L	3-35	at LA Rams	45,188
12/6	L	34-44	at New Orleans	66,471
12/13	L	10-20	DETROIT	41,699
12/20	L	14-31	ST. LOUIS	32,046
12/27	L	6-24	at Indianapolis	60,468

	BUCS	OPP
TOTAL FIRST DOWNS	263	314
Rushing	62	124
Passing	168	163
Penalty	33	27
3rd Down: Made/Att.	83/215	90/200
4th Down: Made/Att.	3/6	6/9
POSSESSION AVG.	28:37	31:23
TOTAL NET YARDS	4,381	4,987
Avg. Per Game	292.1	332.5
Total Plays	954	996
Avg. Per Play	4.6	5.0
NET YARDS RUSHING	1,365	2,038
Avg. Per Game	91.0	135.9
Total Rushes	394	500
NET YARDS PASSING	3,016	2,949
Avg. Per Game	201.1	196.6
Sacked /Yards Lost	43/361	39/306
Gross Yards	3,377	3,255
Att./Completions	517/264	457/271
Completion Pct.	51.1	59.3
Had Intercepted	17	16
PUNTS/AVERAGE	88/39.3	64/41.2
NET PUNTING AVG.	29.9	35.0
PENALTIES /YARDS	115/894	123/926
FUMBLES / FUMBLES LOST	35/14	42/20
TOUCHDOWNS	33	44
Rushing	7	18
Passing	22	23
Returns	4	3

BY QUARTERS	1	2	3	4	OT	TOT
BUCCANEERS	78	66	81	61	0	286
OPPONENTS	69	98	67	126	0	360

SCORING	TD	R	P	RT	PAT	FG	S	PTS
Igwebuike	0	0	0	0	24/26	14/18	0	66
Carter	5	0	5	0	0/0	0/0	0	30
Smith	4	2	2	0	0/0	0/0	0	24
Magee	3	0	3	0	0/0	0/0	0	18
Carrier	3	0	3	0	0/0	0/0	0	18
BUCCANEERS	33	7	22	4	31/33	19/24	0	286
OPPONENTS	44	18	23	3	42/44	18/30	0	360

FIELD GOALS	1/19	20/29	30/39	40/49	50+	LONG
Igwebuike	0/0	2/2	6/6	6/9	0/1	48
BUCCANEERS	0/0	3/4	7/7	8/11	1/2	48
OPPONENTS	0/0	8/9	7/10	2/8	1/3	50

RUSHING	NO.	YDS.	AVG.	LONG	TD
Wilder	106	488	4.6	21	0
Smith	100	309	3.1	46	2
Wright	37	112	3.0	11	0
Howard	30	100	3.3	31	1
Testaverde	13	50	3.8	17	1
BUCCANEERS	394	1,365	3.5	46	7
OPPONENTS	500	2,038	4.1	38t	18

PASSING	ATT.	CMP.	YDS.	CMP%	YDS/ATT	TD	TD%	INT	INT%	LONG	SK/LOST	RTG
DeBerg	275	159	1,891	57.8	6.88	14	5.1	7	2.5	64t	20/185	85.3
Testaverde	165	71	1,081	43.0	6.55	5	3.0	6	3.6	40	18/140	60.2
BUCCANEERS	517	264	3,377	51.1	6.53	22	4.3	17	3.3	64t	43/361	72.0
OPPONENTS	457	271	3,255	59.3	7.12	23	5.0	16	3.5	67	39/306	85.3

RECEIVING	NO.	YDS.	AVG.	LONG	TD
Wilder	40	328	8.2	32	1
Carter	38	586	15.4	57	5
Magee	34	424	12.5	37	3
Carrier	26	423	16.3	38	3
Hill	23	403	17.5	40	2
BUCCANEERS	264	3,377	12.8	64t	22
OPPONENTS	271	3,255	12.0	67	23

INTERCEPTIONS	NO.	YDS.	AVG.	LONG	TD
Tripoli	3	17	5.7	15t	1
Isom	2	67	33.5	38	0
Woods	2	63	31.5	42	0
Futrell	2	46	23.0	23	0
Jones	2	9	4.5	9	0
BUCCANEERS	16	248	15.5	42	2
OPPONENTS	17	227	13.4	50	0

TACKLES	SOLO	ASST.	TOTAL
Randle	79	29	108
Davis	55	15	70
Reynolds	58	12	70
Kemp	53	15	68
Washington	41	11	52

SACKS	SP. TM. TACKLES		
Holmes	8.0	Tripoli	10
Washington	6.5	Brantley	7
Kellin	3.5	Miller	6
Jarvis	3.0	Gordon	5
Cannon	2.0	Moss	5
		Gant	5

BUCCANEERS	39.0
OPPONENTS	43.0

PUNTING	NO.	YDS.	AVG.	NET	TB	IN20	LG	BK
Garcia	62	2,409	38.9	28.3	5	12	58	0
BUCCANEERS	88	3,455	39.3	29.9	10	15	61	0
OPPONENTS	64	2,634	41.2	35.0	7	15	60	0

PUNT RETURNS	RET	FC	YDS.	AVG.	LONG	TD
Futrell	24	6	213	8.9	22	0
BUCCANEERS	31	8	257	8.3	22	0
OPPONENTS	50	10	621	12.4	80	1

KICKOFF RETURNS	NO.	YDS.	AVG.	LONG	TD
Futrell	31	609	19.6	40	0
Smith	5	84	16.8	21	0
Miller	3	68	22.7	25	0
BUCCANEERS	56	1,037	18.5	40	0
OPPONENTS	61	1,242	20.4	45	0

USUAL STARTING LINEUP	OFFENSE:	DEFENSE:	
WR	88 Mark Carrier	LE	78 John Cannon
LT	72 Rob Taylor	NT	94 Mike Stensrud
LG	66 George Yarno	RE	90 Ron Holmes
C	60 Randy Grimes	OLB	51 Chris Washington
RG	68 Rick Mallory	ILB	56 Jackie Walker
RT	73 Ron Heller	ILB	58 Jeff Davis
TE	86 Calvin Magee	ILB	54 Ervin Randle
WR	87 Gerald Carter	OLB	51 Chris Washington
QB	17 Steve DeBerg	ILB	57 Winston Moss
FB	32 James Wilder	LCB	29 Ricky Reynolds
RB	35 Jeff Smith	RCB	22 Rod Jones
		SS	33 Bobby Kemp
		FS	28 Ray Isom

1988 BUCCANEERS STATISTICS

RECORD: 5-11 HEAD COACH: RAY PERKINS

DATE	W/L	SCORE	OPPONENT	ATT.
9/4	L	14-41	PHILADELPHIA	43,502
9/11	L	13-10	at Green Bay	52,584
9/18	L	24-30	PHOENIX	35,034
9/25	L	9-13	at New Orleans	66,671
10/2	W	27-24	GREEN BAY	40,003
10/9	L	13-14	at Minnesota	55,274
10/16	L	31-35	at Indianapolis	53,135
10/23	L	20-49	MINNESOTA	48,020
10/30	L	14-17	MIAMI	67,352
11/6	L	10-28	at Chicago	56,892
11/13	W	23-20	at Detroit	25,956
11/20	L	15-27	CHICAGO	67,070
11/27	L	10-17	at Atlanta	14,020
12/4	W	10-5	BUFFALO	49,498
12/11	L	7-10	at New England (ot)	39,889
12/18	W	21-10	DETROIT	37,778

	BUCS	OPP
TOTAL FIRST DOWNS	295	293
Rushing	91	104
Passing	173	169
Penalty	31	20
3rd Down: Made/Att.	72/202	101/227
4th Down: Made/Att.	2/11	6/9
POSSESSION AVG.	29:00	31:00
TOTAL NET YARDS	5,061	5,155
Avg. Per Game	316.3	322.2
Total Plays	998	1,025
Avg. Per Play	5.1	5.0
NET YARDS RUSHING	1,753	1,551
Avg. Per Game	109.6	96.9
Total Rushes	452	478
NET YARDS PASSING	3,308	3,604
Avg. Per Game	206.8	225.3
Sacked/Yards Lost	34/300	20/140
Gross Yards	3,608	3,744
Att./Completions	512/253	527/304
Completion Pct.	49.4	57.7
Had Intercepted	36	21
PUNTS/AVERAGE	68/36.4	77/39.0
NET PUNTING AVG.	32.4	33.2
PENALTIES / YARDS	102/816	105/872
FUMBLES / FUMBLES LOST	27/16	29/12
TOUCHDOWNS	28	42
Rushing	11	21
Passing	16	19
Returns	1	2

BY QUARTERS	1	2	3	4	OT	TOT
BUCCANEERS	27	75	41	118	0	261
OPPONENTS	105	93	95	54	3	350

SCORING	TD	R	P	RT	PAT	FG	S	PTS
Igwebuike	0	0	0	0	21/21	19/25	0	78
Hill	9	0	9	0	0/0	0/0	0	54
Tate	8	7	1	0	0/0	0/0	0	48
Carrier	5	0	5	0	0/0	0/0	0	30
Carney	0	0	0	0	6/6	2/5	0	12

BUCCANEERS	28	11	16	1	28/28	21/30	1	261
OPPONENTS	42	21	19	2	42/42	18/30	1	350

FIELD GOALS	1/19	20/29	30/39	40/49	50+	LONG
Igwebuike	1/1	6/6	7/8	3/6	2/4	55
Carney	0/0	2/3	0/1	0/1	0/0	29

BUCCANEERS	1/1	8/9	7/9	3/7	2/4	55
OPPONENTS	0/0	6/6	6/11	5/9	1/4	50

RUSHING	NO.	YDS.	AVG.	LONG	TD
Tate	122	467	3.8	47	7
W. Howard	115	452	3.9	29	1
Wilder	86	343	4.0	19	1
Goode	63	231	3.7	22	0
Testaverde	28	138	4.9	24	1
BUCCANEERS	452	1,753	3.9	47	11
OPPONENTS	478	1,551	3.2	48	21

PASSING	ATT.	CMP.	YDS.	CMP%	YDS/ATT	TD	TD%	INT	INT%	LONG	SK/LOST	RTG
Testaverde	466	222	3,240	47.6	6.95	13	2.8	35	7.5	59	33/292	48.8
Ferguson	46	31	368	67.4	8.00	3	6.5	1	2.2	34	1/8	104.3
BUCCANEERS	512	253	3,608	49.4	7.05	16	3.1	36	7.0	59	34/300	53.7
OPPONENTS	527	304	3,744	57.7	7.10	19	3.6	21	4.0	56	30/140	75.2

RECEIVING	NO.	YDS.	AVG.	LONG	TD
Hill	58	1040	17.9	42	9
Carrier	57	970	17.0	59	5
Hall	39	555	14.2	37	0
J. Smith	16	134	8.4	22	0
Pillow	15	206	13.7	34	1
BUCCANEERS	253	3,608	14.3	59	16
OPPONENTS	304	3,744	12.3	56	19

INTERCEPTIONS	NO.	YDS.	AVG.	LONG	TD
Hamilton	6	123	20.5	58	0
Reynolds	4	7	2.3	7	0
Elder	3	9	3.0	9	0
Harris	2	26	13.0	24	0
Robinson	2	28	14.0	28	0
BUCCANEERS	21	283	13.5	58	1
OPPONENTS	36	480	13.3	46	2

TACKLES	SOLO	ASST.	TOTAL
Marve	88	33	121
Hamilton	82	25	107
Murphy	50	25	75
Reynolds	64	10	74
Futrell	60	12	72

SACKS	SP. TM.	TACKLES	
Holmes	4.0	Elder	21
Carinn	3.0	Harris	20
Davis	3.0	Walker	19
Jarvis	2.5	Washington	10
Goff	2.0	Rolling	7
Lee	2.0	O. Smith	7

BUCCANEERS	20.0
OPPONENTS	34.0

PUNTING	NO.	YDS.	AVG.	NET TB	IN20	LG	BK	
Criswell	68	2,477	36.4	32.4	0	20	62	0
BUCCANEERS	68	2,477	36.4	32.4	0	20	62	0
OPPONENTS	77	3,004	39.0	33.2	6	24	60	0

PUNT RETURNS	RET.	FC	YDS.	AVG.	LONG	TD
Futrell	27	10	283	10.5	40	0
J. Smith	8	3	45	5.6	20	0
Elder	1	0	0	0.0	0	0
BUCCANEERS	36	13	328	9.1	40	0
OPPONENTS	38	13	273	7.2	25	0

KICKOFF RETURNS	NO.	YDS.	AVG.	LONG	TD
Elder	34	772	22.7	51	0
J. Smith	10	180	18.0	26	0
D. Smith	9	188	20.9	30	0
McAdoo	4	108	27.0	31	0
Pillow	3	38	12.7	17	0
BUCCANEERS	64	1,345	21.0	51	0
OPPONENTS	52	1,129	21.7	57	0

USUAL STARTING LINEUP

OFFENSE:	DEFENSE:
WR 88 Mark Carrier	LE 79 Reuben Davis
LT 74 Paul Gruber	NT 95 Curt Jarvis
LG 68 Rick Mallory	RE 90 Ron Holmes
C 60 Randy Grimes	OLB 59 Kevin Murphy
RG 50 Dan Turk	ILB 99 Eugene Marve
RT 72 Rob Taylor	ILB 53 Sidney Coleman
TE 82 Ron Hall	OLB 57 Winston Moss
WR 84 Bruce Hill	LCB 29 Ricky Reynolds
QB 14 Vinny Testaverde	RCB 36 Bobby Futrell
FB 43 William Howard	SS 30 Mark Robinson
RB 34 Lars Tate	FS 39 Harry Hamilton



HISTORY

1989 BUCCANEERS STATISTICS

RECORD: 5-11 HEAD COACH: RAY PERKINS

DATE	W/L	SCORE	OPPONENT	ATT.
9/10	W	23-21	at Green Bay	55,650
9/17	L	16-20	SAN FRANCISCO	64,087
9/24	W	20-10	NEW ORLEANS	44,053
10/1	L	3-17	at Minnesota	54,817
10/8	W	42-35	CHICAGO	72,077
10/15	L	16-17	DETROIT	46,225
10/22	L	28-32	at Washington	52,862
10/29	L	23-56	at Cincinnati	57,225
11/5	L	31-42	CLEVELAND	69,162
11/12	L	10-24	MINNESOTA	56,271
11/19	W	32-31	at Chicago	63,826
11/26	W	14-13	at Phoenix	33,297
12/3	L	16-17	GREEN BAY	58,120
12/10	L	17-20	at Houston	54,532
12/17	L	7-33	at Detroit	40,362
12/24	L	22-31	PITTSBURGH	29,690

BUCCS OPP

TOTAL FIRST DOWNS	288	317
Rushing	84	115
Passing	174	170
Penalty	30	32
3rd Down: Made/Att.	95/230	87/208
4th Down: Made/Att.	7/13	10/17
POSSESSION AVG.	29:55	30:05
TOTAL NET YARDS	4,842	5,460
Avg. Per Game	302.6	341.3
Total Plays	1,025	1,027
Avg. Per Play	4.7	5.3
NET YARDS RUSHING	1,570	2,023
Avg. Per Game	94.2	126.4
Total Rushes	412	479
NET YARDS PASSING	3,355	3,437
Avg. Per Game	208.4	214.8
Sacked/Yards Lost	43/331	33/222
Gross Yards	3,666	3,659
Att./Completions	570/302	515/301
Completion Pct.	53.0	58.4
Had Intercepted	28	21
PUNTS/AVERAGE	86/38.5	69/40.3
NET PUNTING AVG.	32.1	31.4
PENALTIES / YARDS	104/881	109/869
FUMBLES / FUMBLES LOST	21/9	30/18
TOUCHDOWNS	36	51
Rushing	10	18
Passing	23	29
Returns	3	4

BY QUARTERS	1	2	3	4	OT	TOT
BUCCANEERS	58	92	42	128	0	320
OPPONENTS	79	144	86	110	0	419

SCORING	TD	R	P	RT	PAT	FG	S	PTS
Igwebuike	0	0	0	0	33/35	22/28	0	99
Carrier	9	0	9	0	0/0	0/0	0	54
Tate	9	8	1	0	0/0	0/0	0	54
Hill	5	0	5	0	0/0	0/0	0	30
Wildler	3	0	3	0	0/0	0/0	0	18
BUCCANEERS	36	10	23	3	34/36	22/28	2	320
OPPONENTS	51	18	29	4	51/51	20/24	1	419

FIELD GOALS	1/19	20/29	30/39	40/49	50+	LONG
Igwebuike	0/0	9/9	6/6	5/10	2/3	53
BUCCANEERS	0/0	9/9	6/6	5/10	2/3	53
OPPONENTS	0/0	5/5	9/9	6/9	0/1	47

RUSHING	NO.	YDS.	AVG.	LONG	TD
Tate	167	589	3.5	48	8
Howard	108	357	3.3	15	1
Wildler	70	244	3.5	14	0
Stamps	29	141	4.9	21t	1
Testaverde	25	139	5.6	16	0
BUCCANEERS	412	1,507	3.7	48	10
OPPONENTS	479	2,023	4.2	59t	18

PASSING	ATT.	CMP.	YDS.	CMP%	YDS/ATT	TD	TD%	INT	INT%	LONG	SK/LOST	RTG
Testaverde	480	258	3,133	53.8	6.53	20	4.2	22	4.6	78t	38/294	68.9
Ferguson	90	44	533	48.9	5.92	3	3.3	6	6.7	69t	5/37	50.8
BUCCANEERS	570	302	3,666	53.0	6.43	23	4.0	48	4.9	78t	43/331	66.0
OPPONENTS	515	301	3,659	58.4	7.10	29	5.6	21	4.1	79t	33/222	82.2

RECEIVING	NO.	YDS.	AVG.	LONG	TD
Carrier	86	1,422	16.5	78t	9
Hill	50	673	13.5	53	5
Wildler	36	335	9.3	27	3
Hill	30	331	11.0	32	2
Howard	30	188	6.3	18	1
BUCCANEERS	302	3,666	12.1	78t	23
OPPONENTS	301	3,659	12.2	79t	29

INTERCEPTIONS	NO.	YDS.	AVG.	LONG	TD
Hamilton	6	70	11.7	30	0
Robinson	6	44	7.3	16	0
Reynolds	5	87	17.4	68t	1

Four tied with one

BUCCANEERS	21	234	11.1	68t	2
OPPONENTS	28	240	8.6	39	2

TACKLES	SOLO	ASST.	TOTAL
Randle	74	40	114
Marve	71	35	106
Robinson	72	32	104
Jones	75	17	92
Hamilton	66	24	90

SACKS	SP. TM. TACKLES		
Murphy	6.0	Anno	28
Moss	5.5	Elder	23
Goff	4.0	Najarian	14
Davis	3.0	O. Harris	13
Jarvis	3.0	Stamps	13

BUCCANEERS	33.0
OPPONENTS	43.0

PUNTING	NO.	YDS.	AVG.	NET TB	IN20	LG	BK
Mohr	84	3,311	39.4	32.1	3	10	58
BUCCANEERS	86	3,311	38.5	32.1	3	10	58
OPPONENTS	69	2,781	40.3	31.4	16	14	60

PUNT RETURNS	RET.	FC	YDS.	AVG.	LONG	TD
Drewrey	20	2	220	11.0	55	0
Futrell	12	2	76	6.3	15	0

BUCCANEERS	32	4	296	9.3	55	0
OPPONENTS	54	12	492	9.1	65	0

KICKOFF RETURNS	NO.	YDS.	AVG.	LONG	TD
Elder	40	685	17.1	30	0
Stamps	9	145	16.1	36	0
Howard	5	82	16.4	19	0
Futrell	4	58	14.5	22	0
Wildler	2	42	21.0	23	0
BUCCANEERS	62	1,055	17.0	36	0
OPPONENTS	55	1,143	20.8	72	0

USUAL STARTING LINEUP

OFFENSE:	DEFENSE:
WR 88 Mark Carrier	LE 79 Reuben Davis
LT 74 Paul Gruber	NT 95 Curt Jarvis
LG 73 Tom McHale	RE 94 Robert Goff
C 60 Randy Grimes	OLB 59 Eugene Murphy
RG 69 John Bruhin	ILB 99 Eugene Marve
RT 72 Rob Taylor	ILB 54 Ervin Randle
TE 82 Ron Hall	OLB 58 Winston Moss
WR 84 Bruce Hill	LCB 29 Ricky Reynolds
QB 14 Vinny Testaverde	RCB 22 Rod Jones
FB 43 William Howard	SS 30 Mark Robinson
RB 34 Lars Tate	FS 39 Harry Hamilton

1990 BUCCANEERS STATISTICS

RECORD: 6-10 HEAD COACH: RAY PERKINS (13 GAMES), RICHARD WILLIAMSON (3 GAMES)

DATE	W/L	SCORE	OPPONENT	ATT.
9/9	W	38-21	at Detroit	54,728
9/16	L	14-35	L.A. RAMS	59,705
9/23	W	23-20	DETROIT	55,075
9/30	W	23-20	at Minnesota (ot)	54,462
10/7	L	10-14	at Dallas	60,076
10/14	W	26-14	GREEN BAY	67,472
10/21	L	13-17	DALLAS	68,315
10/28	L	10-41	at San Diego	40,653
11/4	L	6-26	CHICAGO	68,555
11/11	L	7-35	at New Orleans	67,865
11/18	L	7-31	at San Francisco	62,221
11/25	L	10-41	at Green Bay (Milw.)	53,677
12/2	W	23-17	ATLANTA	42,839
12/16	W	26-13	MINNESOTA	47,272
12/23	L	14-27	at Chicago	46,456
12/30	L	14-16	N.Y. JETS	46,543

	BUCS	OPP
TOTAL FIRST DOWNS	238	313
Rushing	83	129
Passing	142	168
Penalty	13	16
3rd Down: Made/Att.	76/204	93/205
4th Down: Made/Att.	9/19	7/13
POSSESSION AVG.	28:11	31:49
TOTAL NET YARDS	4,475	5,479
Avg. Per Game	279.7	342.4
Total Plays	911	1,001
Avg. Per Play	4.9	5.5
NET YARDS RUSHING	1,626	2,223
Avg. Per Game	101.6	138.9
Total Rushes	410	496
NET YARDS PASSING	2,849	3,256
Avg. Per Game	178.1	203.5
Sacked /Yards Lost	53/433	34/204
Gross Yards	3,282	3,460
Att./Completions	448/245	471/263
Completion Pct.	54.7	55.8
Had Intercepted	24	25
PUNTS/AVERAGE	72/40.3	55/40.5
NET PUNTING AVG.	34.0	35.7
PENALTIES / YARDS	77/651	78/617
FUMBLES / FUMBLES LOST	38/19	33/17
TOUCHDOWNS	28	45
Rushing	7	20
Passing	18	22
Returns	3	3

BY QUARTERS	1	2	3	4	OT	TOT
BUCCANEERS	41	99	50	71	3	264
OPPONENTS	59	112	100	96	0	367

SCORING	TD	R	P	RT	PAT	FG	S	PTS
Christie	0	0	0	0	27/27	23/27	0	96
G. Anderson	5	3	2	0	0/0	0/0	0	30
Hill	5	0	5	0	0/0	0/0	0	30
Carrier	4	0	4	0	0/0	0/0	0	24
Haddix	3	0	0	3	0/0	0/0	0	18

BUCCANEERS	28	7	18	3	27/28	23/27	0	264
OPPONENTS	45	20	22	3	43/45	18/27	0	367

FIELD GOALS	1/19	20/29	30/39	40/49	50+	LONG
Christie	0/0	7/7	10/13	4/5	2/2	54

BUCCANEERS	0/0	7/7	10/13	4/5	2/2	54
OPPONENTS	0/0	11/11	4/5	3/8	0/3	46

RUSHING	NO.	YDS.	AVG.	LONG	TD
G. Anderson	166	646	3.9	22	3
Cobb	151	480	3.2	17	2
Testaverde	38	280	7.4	48t	1
Harvey	27	113	4.2	14	0
Chandler	13	71	5.5	18	1

BUCCANEERS	410	1,626	4.0	48t	7
OPPONENTS	496	2,223	4.5	47t	20

PASSING	ATT.	CMP.	YDS.	CMP%	YDS/ATT	TD	TD%	INT	INT%	LONG	SK/LOST	RTG
Testaverde	365	203	2,818	55.6	7.72	17	4.7	18	4.9	89t	38/330	75.6
Chandler	83	42	464	50.6	5.59	1	1.2	6	7.2	68t	15/103	41.4

BUCCANEERS	448	245	3,282	54.7	7.33	18	4.0	24	5.4	89t	53/433	69.3
OPPONENTS	471	263	3,460	55.8	7.35	22	4.7	25	5.3	75t	34/204	72.7

RECEIVING	NO.	YDS.	AVG.	LONG	TD
Carrier	49	813	16.6	68t	4
Hill	42	641	15.3	48t	5
Cobb	39	299	7.7	17	0
G. Anderson	38	464	12.2	74	2
Hall	31	464	15.0	54t	2

BUCCANEERS	245	3,282	13.4	89t	18
OPPONENTS	263	3,460	13.2	75t	22

INTERCEPTIONS	NO.	YDS.	AVG.	LONG	TD
Haddix	7	231	33.0	65t	3
Hamilton	5	39	7.8	27	0
Robinson	4	81	20.3	27	0
Reynolds	3	70	23.3	46	0
Everett	3	28	9.3	23	0

BUCCANEERS	25	487	19.5	65t	3
OPPONENTS	24	346	14.4	64t	2

TACKLES	SOLO	ASST.	TOTAL
Hamilton	81	38	119
Robinson	86	29	115
Marve	75	36	111
Randle	46	32	78
Murphy	57	20	77

SACKS	SP. TM.	TACKLES	
Thomas	7.5	Anno	25
Randle	5.5	Harris	21
Murphy	4.0	Perkins	18
Moss	3.5	Coleman	14
Newton	3.0	McCants	9

BUCCANEERS	34.0
OPPONENTS	53.0

PUNTING	NO.	YDS.	AVG.	NET	TB	IN20	LG	BK
Royals	72	2,902	40.3	34.0	5	8	62	0

BUCCANEERS	72	2,902	40.3	34.0	5	8	62	0
OPPONENTS	55	2,230	40.5	35.7	4	16	54	0

PUNT RETURNS	RET.	FC	YDS.	AVG.	LONG	TD
Drewrey	23	15	184	8.0	16	0

BUCCANEERS	23	15	184	8.0	16	0
OPPONENTS	39	16	352	9.0	36	0

KICKOFF RETURNS	NO.	YDS.	AVG.	LONG	TD
Peebles	18	369	20.5	55	0
Drewrey	14	244	17.4	29	0
Harvey	12	207	17.3	27	0
Cobb	11	223	20.3	45	0
G. Anderson	6	123	20.5	37	0

BUCCANEERS	63	1,175	18.7	55	0
OPPONENTS	43	1,036	24.1	65	0

USUAL STARTING LINEUP

OFFENSE:	DEFENSE:		
WR 88	Mark Carrier	LE 79	Reuben Davis
LT 74	Paul Gruber	NT 95	Curt Jarvis
LG 73	Tom McHale	RE 71	Jim Skow
C 60	Randy Grimes	OLB 51	Broderick Thomas
RG 62	Ian Beckles	ILB 99	Eugene Marve
RT 72	Rob Taylor	ILB 58	Winston Moss
TE 82	Ron Hall	OLB 59	Kevin Murphy
WR 84	Bruce Hill	OLB 29	Ricky Reynolds
QB 14	Vinny Testaverde	RCB 45	Wayne Haddix
FB 33	Reggie Cobb	SS 30	Mark Robinson
RB 40	Gary Anderson	FS 39	Harry Hamilton



HISTORY

1991 BUCCANEERS STATISTICS

RECORD: 3-13 HEAD COACH: RICHARD WILLIAMSON

DATE	W/L	SCORE	OPPONENT	ATT.
9/1	L	13-16	at N.Y. Jets	61,204
9/8	L	20-21	CHICAGO	65,625
9/15	L	13-15	at Green Bay	58,114
9/22	L	10-17	BUFFALO	57,323
9/29	L	3-31	at Detroit	48,784
10/6	W	14-13	PHILADELPHIA	41,219
10/20	L	7-23	at New Orleans	68,591
10/27	L	0-27	GREEN BAY	40,275
11/3	L	13-28	at Minnesota	35,737
11/10	W	30-21	DETROIT	37,742
11/17	L	7-43	at Atlanta	41,274
11/24	L	14-21	N.Y. GIANTS	63,698
12/1	L	14-33	at Miami	51,036
12/8	L	24-26	MINNESOTA	41,091
12/14	L	0-27	at Chicago	54,719
12/22	W	17-3	INDIANAPOLIS	28,043

	BUCS	OPP
TOTAL FIRST DOWNS	249	295
Rushing	79	120
Passing	147	147
Penalty	23	28
3rd Down: Made/Att.	60/190	79/209
4th Down: Made/Att.	7/14	6/13
POSSESSION AVG.	26:57	33:03
TOTAL NET YARDS	4,001	4,979
Avg. Per Game	250.1	311.2
Total Plays	922	989
Avg. Per Play	4.3	5.0
NET YARDS RUSHING	1,429	2,107
Avg. Per Game	89.3	131.7
Total Rushes	371	512
NET YARDS PASSING	2,572	2,872
Avg. Per Game	160.8	179.5
Sacked/Yards Lost	56/383	39/258
Gross Yards	2,955	3,130
Att./Completions	495/250	438/257
Completion Pct.	50.5	58.7
Had Intercepted	29	11
PUNTS/AVERAGE	84/40.3	71/42.9
NET PUNTING AVG.	32.3	36.5
PENALTIES/YARDS	88/780	110/925
FUMBLES/FUMBLES LOST	30/18	27/16
TOUCHDOWNS	22	41
Rushing	9	21
Passing	13	15
Returns	0	5

BY QUARTERS	1	2	3	4	OT	TOT
BUCCANEERS	30	49	41	79	0	199
OPPONENTS	82	111	77	95	0	365

SCORING	TD	R	P	RT	PT	FG	S	PTS
Christie	0	0	0	0	22/22	15/20	0	67
Cobb	7	7	0	0	0/0	0/0	0	42
Dawsey	4	1	3	0	0/2	0/0	0	24
BUCCANEERS	22	9	13	0	22/22	15/20	0	199
OPPONENTS	41	21	15	5	40/41	25/35	2	365

FIELD GOALS	1/19	20/29	30/39	40/49	50+	LONG
Christie	1/1	4/4	7/11	3/4	0/0	49
BUCCANEERS	1/1	4/4	7/11	3/4	0/0	49
OPPONENTS	2/2	5/5	9/11	7/14	2/3	50

RUSHING	NO.	YDS.	AVG.	LONG	TD
Cobb	196	752	3.8	59t	7
G. Anderson	72	263	3.7	64t	1
Wilson	42	179	4.3	20	0
Testaverde	32	101	3.2	19	0
Chandler	18	79	4.4	12	0
BUCCANEERS	371	1,429	3.9	64t	9
OPPONENTS	512	2,107	4.1	71t	21

PASSING	ATT.	CMP.	YDS.	CMP%	YDS/ATT	TD	TD%	INT	INT%	LONG	SK/LOST	RTG
Testaverde	326	166	1,994	50.9	6.12	8	2.5	15	4.6	87t	35/234	59.0
Chandler	104	53	557	51.0	5.36	4	3.8	8	7.7	35	10/76	47.6
Carlson	65	31	404	47.7	6.22	1	1.5	6	9.2	36	11/73	34.4
BUCCANEERS	495	250	2,955	50.5	5.97	13	2.6	29	5.9	87t	56/383	53.4
OPPONENTS	438	257	3,130	58.7	7.15	15	3.4	11	2.5	51	39/258	81.7

RECEIVING	NO.	YDS.	AVG.	LONG	TD
Dawsey	55	818	14.9	65t	3
Carrier	47	698	14.9	35	2
Ron Hall	31	284	9.2	24	0
Drewrey	26	375	14.4	87t	2
G. Anderson	25	184	7.4	21	0
BUCCANEERS	250	2,955	11.8	87t	13
OPPONENTS	257	3,130	12.2	51	15

INTERCEPTIONS	NO.	YDS.	AVG.	LONG	TD
Covington	3	21	7.0	18	0
Fullington	2	13	6.5	10	0
Reynolds	2	7	3.5	7	0
Four tied with one					
BUCCANEERS	11	62	5.7	18	0
OPPONENTS	29	349	12.0	32	1

TACKLES	SOLO	ASST.	TOTAL
Thomas	98	76	174
Solomon	91	37	128
Covington	64	20	84
M. Carter	41	21	62
Murphy	31	30	61

SACKS	SP. TM. TACKLES
Thomas	Anno
Manley	Hardy
Newton	Tiggle
McCants	Four tied with six
Davis	
BUCCANEERS	39.0
OPPONENTS	56.0

PUNTING	NO.	YDS.	AVG.	NET	TB	IN20	LG	BK
Royals	84	3,389	40.3	32.3	6	22	56	0
BUCCANEERS	84	3,389	40.3	32.3	6	22	56	0
OPPONENTS	71	3,049	42.9	36.5	5	18	63	0

PUNT RETURNS	RET.	FC	YDS.	AVG.	LONG	TD
Drewrey	38	15	360	9.5	33	0
C. Carter	1	0	1	1.0	1	0
BUCCANEERS	39	15	361	9.3	33	0
OPPONENTS	49	11	559	11.4	70t	1

KICKOFF RETURNS	NO.	YDS.	AVG.	LONG	TD
G. Anderson	34	643	18.9	39	0
Drewrey	12	246	20.5	43	0
Hardy	8	119	14.9	26	0
Cobb	2	15	7.5	15	0
Wilson	2	19	9.5	11	0
BUCCANEERS	60	1,047	17.5	43	0
OPPONENTS	32	720	22.5	55	0

USUAL STARTING LINEUP	
OFFENSE:	DEFENSE:
WR 88 Mark Carrier	LE 98 Ray Seals
LT 74 Paul Gruber	NT 96 Tim Newton
LG 73 Tom McHale	UT 79 Rueben Davis
C 61 Tony Mayberry	RE 52 Keith McCants
RG 62 Ian Beckles	OLB 59 Kevin Murphy
RT 72 Rob Taylor	ILB 55 Jesse Solomon
TE 82 Ron Hall	OLB 51 Broderick Thomas
WR 80 Lawrence Dawsey	LCB 29 Ricky Reynolds
QB 14 Vinny Testaverde	RCB 44 Carl Carter
FB 20 Robert Wilson	SS 25 Tony Covington
RB 34 Reggie Cobb	FS 23 Marty Carter

1992 BUCCANEERS STATISTICS

RECORD: 5-11 HEAD COACH: SAM WYCHE

DATE	W/L	SCORE	OPPONENT	ATT.
9/6	W	23-7	PHOENIX	41,315
9/13	W	31-3	GREEN BAY	50,051
9/20	L	20-26	at Minnesota	48,113
9/27	W	27-23	at Detroit	51,374
10/4	L	14-24	INDIANAPOLIS	56,585
10/18	L	14-31	at Chicago	61,412
10/25	L	7-38	DETROIT	53,995
11/1	L	21-23	at New Orleans	68,591
11/8	L	7-35	MINNESOTA	49,095
11/15	W	20-17	CHICAGO	69,102
11/22	L	14-29	at San Diego	43,197
11/29	L	14-19	at Green Bay (at Milw.)	52,347
12/6	L	27-31	L.A. RAMS	38,387
12/13	L	7-35	ATLANTA	39,056
12/19	L	14-21	at San Francisco	60,519
12/27	W	7-3	at Phoenix	29,645

	BUCS	OPP
TOTAL FIRST DOWNS	281	296
Rushing	100	100
Passing	165	175
Penalty	16	21
3rd Down: Made/Att.	78/210	92/212
4th Down: Made/Att.	8/21	7/12
POSSESSION AVG.	29:15	30:45
TOTAL NET YARDS	4,771	5,185
Avg. Per Game	298.2	324.1
Total Plays	994	985
Avg. Per Play	4.8	5.3
NET YARDS RUSHING	1,706	1,675
Avg. Per Game	106.6	104.7
Total Rushes	438	441
NET YARDS PASSING	3,065	3,510
Avg. Per Game	191.6	219.4
Sacked /Yards Lost	45/334	36/230
Gross Yards	3,399	3,740
Att./Completions	511/299	508/293
Completion Pct.	58.5	57.7
Had Intercepted	20	20
PUNTS/AVERAGE	74/40.7	64/41.3
NET PUNTING AVG.	36.2	36.3
PENALTIES / YARDS	92/754	74/563
FUMBLES / FUMBLES LOST	19/9	19/12
TOUCHDOWNS	33	43
Rushing	12	15
Passing	17	25
Returns	4	3

BY QUARTERS	1	2	3	4	OT	TOT
BUCCANEERS	60	107	31	69	0	267
OPPONENTS	88	70	112	95	0	365

SCORING	TD	R	P	RT	PAT	FG	S	PTS
Cobb	9	9	0	0	0/0	0/0	0	54
Willis	0	0	0	0	20/20	8/14	0	44
Murray	0	0	0	0	13/13	4/8	0	25
Carrier	4	0	4	0	0/0	0/0	0	24
Hall	4	0	4	0	0/0	0/0	0	24

BUCCANEERS	33	12	17	4	33/33	12/22	0	267
OPPONENTS	43	15	25	3	43/43	20/30	2	365

FIELD GOALS	1/19	20/29	30/39	40/49	50+	LONG
Willis	0/0	3/3	1/4	4/7	0/0	45
Murray	0/0	0/0	2/4	2/4	0/0	47

BUCCANEERS	0/0	3/3	3/8	6/11	0/0	47
OPPONENTS	1/1	6/6	8/11	4/8	1/4	50

RUSHING	NO.	YDS.	AVG.	LONG	TD
Cobb	310	1,171	3.8	25	9
Testaverde	36	197	5.5	18	2
G. Anderson	55	194	3.5	18	1
McDowell	14	81	5.8	23	0
Jennings	5	25	5.0	10	0

BUCCANEERS	438	1,706	3.9	25	12
OPPONENTS	441	1,675	3.8	55t	15

PASSING	ATT.	CMP.	YDS.	CMP%	YDS/ATT	TD	TD%	INT	INT%	LONG	SK/LOST	RTG
Testaverde	358	206	2,554	57.5	7.13	14	3.9	16	4.5	81t	35/259	74.2
DeBerg	125	76	710	60.8	5.68	3	2.4	4	3.2	28t	8/66	71.1
Erickson	26	15	121	57.7	4.65	0	0.0	0	0.0	24	2/9	69.6

BUCCANEERS	511	299	3,399	58.5	6.65	17	3.3	20	3.9	81t	45/334	73.3
OPPONENTS	508	293	3,740	57.7	7.36	25	4.9	20	3.9	83t	36/230	80.8

RECEIVING	NO.	YDS.	AVG.	LONG	TD
Dawsey	60	776	12.9	41	1
Carrier	56	692	12.4	40	4
Hall	39	351	9.0	32	4
G. Anderson	34	284	8.4	34	0
McDowell	27	258	9.6	51t	2

BUCCANEERS	299	3,399	11.4	81t	17
OPPONENTS	293	3,740	12.8	83t	25

INTERCEPTIONS	NO.	YDS.	AVG.	LONG	TD
Fullington	3	25	8.3	16	0
Carter	3	1	0.3	1	0
Mack	3	0	0.0	0	0

BUCCANEERS	20	234	11.7	75	1
OPPONENTS	20	211	10.6	46	1

TACKLES	SOLO	ASST.	TOTAL
Carter	78	40	118
Williams	76	39	115
Thomas	62	51	113
Fullington	59	35	94
Dotson	57	14	71

SACKS	NO.	YDS.	SP. TM. TACKLES
Dotson	10.0		Brownlow 9
Fullington	5.0		King 9
McCants	5.0		Fullington 8
Seals	5.0		Burnette 7
Wheeler	5.0		Alexander 5

BUCCANEERS	36.0
OPPONENTS	45.0

PUNTING	NO.	YDS.	AVG.	NET	TB	IN20	LG	BK
Stryzinski	74	3,015	40.7	36.2	11	15	57	0
BUCCANEERS	74	3,015	40.7	36.2	11	15	57	0
OPPONENTS	64	2,645	41.3	36.3	8	16	60	0

PUNT RETURNS	RET.	FC	YDS.	AVG.	LONG	TD
Hawkins	13	8	53	4.1	17	0
Drewry	7	6	62	8.9	17	0
G. Anderson	6	1	45	7.5	13	0

BUCCANEERS	26	15	160	6.2	17	0
OPPONENTS	22	26	117	5.3	16	0

KICKOFF RETURNS	NO.	YDS.	AVG.	LONG	TD
G. Anderson	29	564	19.4	39	0
Hawkins	9	118	13.1	18	0
G. Thomas	3	72	24.0	37	0
Brooks	3	49	16.3	24	0

BUCCANEERS	50	881	17.6	39	0
OPPONENTS	49	1,236	25.2	89t	1

USUAL STARTING LINEUP	OFFENSE:	DEFENSE:	
WR	88 Mark Carrier	LE	98 Ray Seals
LT	74 Paul Gruber	NT	77 Mark Wheeler
LG	66 Bruce Reimers	RE	71 Santana Dotson
C	61 Tony Mayberry	UT	52 Keith McCants
RG	62 Ian Beckles	OLB	54 Jimmy Williams
RT	70 Charles McRae	ILB	55 Darrick Brownlow
TE	82 Ron Hall	OLB	51 Broderick Thomas
WR	80 Lawrence Dawsey	LCB	29 Ricky Reynolds
QB	14 Vinny Testaverde	RCB	21 Milton Mack
FB	37 Anthony McDowell	SS	23 Marty Carter
RB	34 Reggie Cobb	FS	27 Darrell Fullington



HISTORY

1993 BUCCANEERS STATISTICS

RECORD: 5-11 HEAD COACH: SAM WYCHE

DATE	W/L	SCORE	OPPONENT	ATT.
9/5	L	3-27	KANSAS CITY	63,378
9/12	L	7-23	at N.Y. Giants	75,891
9/26	L	17-47	at Chicago	58,329
10/3	W	27-10	DETROIT	40,794
10/10	L	0-15	at Minnesota	53,562
10/24	L	14-37	GREEN BAY	47,354
10/31	W	31-24	at Atlanta	50,647
11/7	L	0-23	at Detroit	65,295
11/14	L	21-45	SAN FRANCISCO	43,835
11/21	W	23-10	MINNESOTA	40,848
11/28	L	10-13	at Green Bay	56,995
12/5	L	17-23	WASHINGTON	49,035
12/12	W	13-10	CHICAGO	56,667
12/19	L	20-27	at L.A. Raiders	40,532
12/26	W	17-10	at Denver	73,434
1/2	L	17-32	SAN DIEGO	35,587

	BUCS	OPP
TOTAL FIRST DOWNS	241	280
Rushing	80	109
Passing	141	152
Penalty	20	19
3rd Down: Made/Att.	74/213	85/224
4th Down: Made/Att.	3/12	5/16
POSSESSION AVG.	28:38	31:22
TOTAL NET YARDS	4,311	5,246
Avg. Per Game	269.4	327.9
Total Plays	949	1,011
Avg. Per Play	4.5	5.2
NET YARDS RUSHING	1,290	1,994
Avg. Per Game	80.6	124.6
Total Rushes	402	479
NET YARDS PASSING	3,021	3,252
Avg. Per Game	188.8	203.3
Sacked/Yards Lost	39/274	29/132
Gross Yards	3,295	3,384
Att./Completions	508/262	503/300
Completion Pct.	51.6	59.6
Had Intercepted	25	9
PUNTS/AVERAGE	94/40.1	76/43.3
NET PUNTING AVG.	35.3	36.3
PENALTIES / YARDS	89/765	126/913
FUMBLES / FUMBLES LOST	28/11	27/13
TOUCHDOWNS	27	40
Rushing	6	15
Passing	19	22
Returns	2	3

BY QUARTERS	1	2	3	4	OT	TOT
BUCCANEERS	19	74	89	55	0	237
OPPONENTS	72	133	75	96	0	376

SCORING	TD	R	P	RT	PG	FG	S	PTS
Husted	0	0	0	0	27/27	16/22	0	75
Hawkins	5	0	5	0	0/0	0/0	0	30
Cobb	4	3	1	0	0/0	0/0	0	24
Copeland	4	0	4	0	0/0	0/0	0	24
Workman	4	2	2	0	0/0	0/0	0	24
BUCCANEERS	27	6	19	2	27/27	16/22	0	237
OPPONENTS	40	15	22	3	38/40	32/35	1	376

FIELD GOALS	1/19	20/29	30/39	40/49	50+	LONG
Husted	0/0	5/5	5/6	3/6	3/5	57
BUCCANEERS	0/0	5/5	5/6	3/6	3/5	57
OPPONENTS	0/0	9/9	10/10	9/10	4/6	55

RUSHING	NO.	YDS.	AVG.	LONG	TD
Cobb	221	658	3.0	16	3
Workman	78	284	3.6	21	2
Royster	33	115	3.5	19	1
Erickson	26	96	3.7	15	0
G. Anderson	28	56	2.0	13	0
BUCCANEERS	402	1,290	3.2	22	6
OPPONENTS	479	1,994	4.2	28	15

PASSING	ATT.	CMP.	YDS.	CMP%	YDS/ATT	TD	INT	INT%	LONG	SK/LOST	RTG	
Erickson	457	233	3,054	51.0	6.68	18	3.9	21	4.6	67	35/236	66.4
DeBerg	39	23	186	59.0	4.77	1	2.6	3	7.7	24	3/27	47.6
Weldon	11	6	55	54.5	5.00	0	0.0	1	9.1	20	1/11	30.5
BUCCANEERS	508	262	3,295	51.6	6.49	19	3.7	25	4.9	67	39/274	64.1
OPPONENTS	503	300	3,384	59.6	6.73	22	4.4	9	1.8	53	29/132	86.9

RECEIVING	NO.	YDS.	AVG.	LONG	TD
Hawkins	62	933	15.0	67	5
Workman	54	411	7.6	42	2
Copeland	30	633	21.1	67	4
Hall	23	268	11.7	37	1
C. Wilson	15	225	15.0	24	0
BUCCANEERS	262	3,295	12.6	67	19
OPPONENTS	300	3,384	11.3	53	22

INTERCEPTIONS	NO.	YDS.	AVG.	LONG	TD
King	3	29	9.7	28	0
Six tied with one					
BUCCANEERS	9	71	7.9	28	2
OPPONENTS	25	280	11.2	59	1

TACKLES	SOLO	ASST.	TOTAL
Nickerson	124	90	214
Carter	94	36	130
Mayhew	48	28	76
Thomas	43	32	75
Dotson	41	22	63

SACKS	SP. TM. TACKLES
Seals	Brownlow
Curry	Jones
Dotson	Buckley
Price	Bussey
Wheeler	Gray
Lee	Lynch
BUCCANEERS	20.0
OPPONENTS	34.0

PUNTING	NO.	YDS.	AVG.	NET TB	IN20	LG	BK
Stryzinski	93	3,772	40.6	35.3	3	24	57
BUCCANEERS	94	3,772	40.1	35.3	3	24	57
OPPONENTS	76	3,290	43.3	36.3	11	20	64

PUNT RETURNS	RET.	FC	YDS.	AVG.	LONG	TD
G. Anderson	17	1	113	6.6	15	0
Hawkins	15	8	166	11.1	35	0
Clalborne	6	6	32	5.3	13	0
BUCCANEERS	38	15	311	8.2	35	0
OPPONENTS	53	23	394	7.4	54	0

KICKOFF RETURNS	NO.	YDS.	AVG.	LONG	TD
C. Wilson	23	454	19.7	42	0
G. Anderson	12	181	15.1	24	0
Royster	8	102	12.8	26	0
Turner	6	61	10.2	19	0
Workman	5	67	13.4	19	0
BUCCANEERS	58	922	15.9	42	0
OPPONENTS	28	499	17.8	46	0

USUAL STARTING LINEUP

OFFENSE:		DEFENSE:	
WR	85 Courtney Hawkins	LE	98 Ray Seals
LT	74 Paul Gruber	NT	77 Mark Wheeler
LG	66 Bruce Reimers	UT	71 Santana Dotson
C	61 Tony Mayberry	RE	75 Eric Curry
RG	62 Ian Beckles	OLB	54 Jimmy Williams
RT	76 Scott Dill	ILB	56 Hardy Nickerson
TE	82 Ron Hall	DB	27 Barney Bussey
WR	88 Horace Copeland	LCB	35 Martin Mayhew
QB	7 Craig Erickson	RCB	29 Ricky Reynolds
FB	46 Vince Workman	SS	23 Marty Carter
RB	34 Reggie Cobb	FS	41 Joe King

1994 BUCCANEERS STATISTICS

RECORD: 6-10 HEAD COACH: SAM WYCHE

DATE	W/L	SCORE	OPPONENT	ATT.
9/4	L	9-21	at Chicago	61,844
9/11	W	24-10	INDIANAPOLIS	36,631
9/18	L	7-9	NEW ORLEANS	45,522
9/25	L	3-30	at Green Bay	58,551
10/2	W	24-14	DETROIT	38,012
10/9	L	13-34	at Atlanta	52,633
10/23	L	16-41	at San Francisco	62,741
10/30	L	13-36	MINNESOTA	42,110
11/6	L	6-20	CHICAGO	60,821
11/13	L	9-14	at Detroit	50,814
11/20	L	21-22	at Seattle	37,466
11/27	W	20-17	at Minnesota (ot)	47,259
12/4	W	26-21	WASHINGTON	45,121
12/11	W	24-14	L.A. RAMS	34,150
12/18	W	17-14	at Washington	47,315
12/24	L	13-34	GREEN BAY	65,076

	BUCS	OPP
TOTAL FIRST DOWNS	276	298
Rushing	104	100
Passing	149	179
Penalty	23	19
3rd Down: Made/Att.	73/199	94/214
4th Down: Made/Att.	6/15	4/12
POSSESSION AVG.	29:55	30:05
TOTAL NET YARDS	4,754	5,336
Avg. Per Game	297.1	333.5
Total Plays	951	986
Avg. Per Play	5.0	5.4
NET YARDS RUSHING	1,489	1,964
Avg. Per Game	93.1	122.8
Total Rushes	430	468
NET YARDS PASSING	3,265	3,372
Avg. Per Game	204.1	210.8
Sacked /Yards Lost	30/171	20/114
Gross Yards	3,436	3,486
Att./Completions	491/271	498/303
Completion Pct.	55.2	60.8
Had Intercepted	16	9
PUNTS/AVERAGE	74/38.6	68/42.7
NET PUNTING AVG.	35.5	34.6
PENALTIES / YARDS	93/805	94/690
FUMBLES / FUMBLES LOST	18/7	21/12
TOUCHDOWNS	26	40
Rushing	8	13
Passing	17	25
Returns	1	2

BY QUARTERS	1	2	3	4	OT	TOT
BUCCANEERS	30	94	35	89	3	251
OPPONENTS	75	142	74	60	0	351

SCORING	TD	R	P	RT	PAT	2-PT.	FG	S	PTS
Husted	0	0	0	0	20/20	0	23/35	0	89
Rhett	7	7	0	0	0/0	1	0/0	0	44
C. Wilson	6	0	6	0	0/0	0	0/0	0	36
Hawkins	5	0	5	0	0/0	0	0/0	0	30
J. Harris	3	0	3	0	0/0	1	0/0	0	20
BUCCANEERS	26	8	17	1	20/20	3/6	23/35	0	251
OPPONENTS	40	13	25	2	38/38	2/2	23/26	0	351

FIELD GOALS	1/19	20/29	30/39	40/49	50+	LONG
Husted	0/0	8/8	10/12	4/10	1/5	53
BUCCANEERS	0/0	8/8	10/12	4/10	1/5	53
OPPONENTS	2/2	10/11	7/7	3/5	1/1	51

RUSHING	NO.	YDS.	AVG.	LONG	TD
Rhett	284	1,011	3.6	27	7
Workman	79	291	3.7	18	0
Erickson	26	68	2.6	17	1
McDowell	21	58	2.8	8	0
Dilfer	2	27	13.5	15	0
BUCCANEERS	430	1,489	3.5	27	8
OPPONENTS	468	1,964	4.2	85	13

PASSING	ATT.	CMP.	YDS.	CMP%	YDS/ATT	TD	TD%	INT	INT%	LONG	SK/LOST	RTG
Erickson	399	225	2,919	56.4	7.32	16	4.0	10	2.5	71t	22/129	82.5
Dilfer	82	38	433	46.3	5.28	1	1.2	6	7.3	42	8/42	36.3
Weldon	9	7	63	77.8	7.00	0	0.0	0	0.0	27	0/0	95.8
Stryzinski	1	1	21	100.0	21.00	0	0.0	0	0.0	21	0/0	118.8
BUCCANEERS	491	271	3,436	55.2	7.00	17	3.5	16	3.3	71t	30/171	75.2
OPPONENTS	498	303	3,486	60.8	7.00	25	5.0	9	1.8	81t	20/114	91.2

RECEIVING	NO.	YDS.	AVG.	LONG	TD
Dawsey	46	673	14.6	46	1
Hawkins	37	438	11.8	32	5
C. Wilson	31	652	21.0	71t	6
McDowell	29	193	6.7	19	1
J. Harris	26	337	13.0	48t	3
BUCCANEERS	271	3,436	12.7	71t	17
OPPONENTS	303	3,486	11.5	81t	25

INTERCEPTIONS	NO.	YDS.	AVG.	LONG	TD
Nickerson	2	9	4.5	10	0
Mayhew	2	4	2.0	4	0
Five tied with one					
BUCCANEERS	9	77	8.6	38	0
OPPONENTS	16	323	20.2	92t	2

TACKLES	SOLO	ASST.	TOTAL
Nickerson	86	36	122
Carter	74	19	93
Bussey	53	19	72
Mayhew	58	11	69
Everett	53	12	65

SACKS	SP. TM. TACKLES		
Culpepper	4.0	Buckley	9
Curry	3.0	Lynch	8
Dotson	3.0	J. Brady	7
Wheeler	3.0	Bussey	7
K. Wilson	2.5	Marts	7

BUCCANEERS	20.0
OPPONENTS	30.0

PUNTING	NO.	YDS.	AVG.	NET	TB	IN20	LG	BK
Stryzinski	72	2,800	38.9	35.9	6	20	53	0
Husted	2	53	26.5	22.0	0	2	32	0
BUCCANEERS	74	2,853	38.6	35.5	6	22	53	0
OPPONENTS	68	2,902	42.7	34.6	15	18	65	1

PUNT RETURNS	RET.	FC	YDS.	AVG.	LONG	TD
Turner	21	4	218	10.4	80t	1
Hawkins	5	2	28	5.6	9	0
Everett	2	2	2	1.0	1	0
BUCCANEERS	28	8	248	8.9	80t	1
OPPONENTS	19	42	103	5.4	40	0

KICKOFF RETURNS	NO.	YDS.	AVG.	LONG	TD
Turner	43	886	20.6	77	0
C. Wilson	10	251	25.1	41	0
Buckley	8	177	22.1	35	0
R. Green	2	33	16.5	18	0
Culpepper	2	30	15.0	18	0
Moore	2	27	13.5	16	0
BUCCANEERS	70	1,422	20.3	77	0
OPPONENTS	44	941	21.4	57	0

USUAL STARTING LINEUP	OFFENSE:	DEFENSE:	
WR	85 Courtney Hawkins	LE	72 Chidi Ahanotu
LT	74 Paul Gruber	NT	73 Brad Culpepper
LG	70 Charles McRae	RE	71 Santana Dotson
C	61 Tony Mayberry	UT	75 Eric Curry
RG	62 Ian Beckles	OLB	55 Lonnie Marts
RT	76 Scott Dil	ILB	56 Hardy Nickerson
TE	81 Jackie Harris	OLB	27 Barney Bussey
	86 Tyji Armstrong	CLB	35 Martin Mayhew
WR	84 Charles Wilson	RCB	39 Charles Dirry
QB	7 Craig Erickson	SS	23 Marty Carter
FB	33 Anthony McDowell	FS	22 Thomas Everett
RB	32 Ernie Rhett		
	46 Vince Workman		



HISTORY

1995 BUCCANEERS STATISTICS

RECORD: 7-9 HEAD COACH: SAM WYCHE

DATE	W/L	SCORE	OPPONENT	ATT.
Sept 3	W	21-6	at Philadelphia	(66,266)
Sept 10	L	6-22	at Cleveland	(61,083)
Sept 17	L	6-25	CHICAGO	(71,507)
Sept 24	W	14-6	WASHINGTON	(49,234)
Oct 1	W	20-13	at Carolina	(50,076)
Oct 8	W	19-16	CINCINNATI	(41,732)
Oct 15	W	20-17	MINNESOTA (ot)	(55,703)
Oct 22	L	21-24	ATLANTA	(66,135)
Oct 29	L	7-19	at Houston	(31,489)
Nov 12	L	24-27	at Detroit	(60,644)
Nov 19	W	17-16	JACKSONVILLE	(71,629)
Nov 26	L	13-35	at Green Bay	(59,218)
Dec 3	L	17-31	at Minnesota	(52,879)
Dec 10	W	13-10	GREEN BAY (ot)	(67,557)
Dec 17	L	10-31	at Chicago	(49,475)
Dec 23	L	10-37	DETROIT	(50,049)

	BUCS	OPP
TOTAL FIRST DOWNS	283	336
Rushing	101	104
Passing	159	202
Penalty	23	30
3rd Down: Made/Att.	68/195	93/211
4th Down: Made/Att.	7/13	4/7
POSSESSION AVG.	28:35	31:25
TOTAL NET YARDS	4,542	5,712
Avg. Per Game	283.9	357.0
Total Plays	961	1031
Avg. Per Play	4.7	5.5
NET YARDS RUSHING	1,587	1,754
Avg. Per Game	99.2	109.6
Total Rushes	398	449
NET YARDS PASSING	2,955	3,958
Avg. Per Game	184.7	247.4
Sacked / Yards Lost	56/386	25/140
Gross Yards	3,341	4,098
Att./Completions	507/267	557/346
Completion Pct.	52.7	62.1
Had Intercepted	20	14
PUNTS/AVERAGE	78/42.0	59/40.0
NET PUNTING AVG.	36.2	32.3
PENALTIES / YARDS	113/882	87/698
FUMBLES / FUMBLES LOST	25/14	26/16
TOUCHDOWNS	26	35
Rushing	19	14
Passing	5	19
Returns	2	2

BY QUARTERS	1	2	3	4	OT	TOT
BUCCANEERS	48	77	36	71	6	238
OPPONENTS	73	106	69	87	0	335

SCORING	TD	R	P	RT	PAT	2-PT.	FG	S	PTS
Husted	0	0	0	0	25/25	0	19/26	0	82
Rhett	11	11	0	0	0/0	0	0/0	0	66
Elison	5	5	0	0	0/0	0	0/0	0	30
Dilfer	2	2	0	0	0/0	0	0/0	0	12
Copeland	2	0	2	0	0/0	0	0/0	0	12
Harper	2	0	2	0	0/0	0	0/0	0	12
BUCCANEERS	26	19	5	2	25/25	0/1	19/26	0	238
OPPONENTS	35	14	19	2	30/31	1/4	31/40	0	335

FIELD GOALS	1/19	20/29	30/39	40/49	50+	LONG
Husted	1/1	5/6	5/7	5/9	3/3	53
BUCCANEERS	1/1	5/6	5/7	5/9	3/3	53
OPPONENTS	2/2	12/13	7/8	8/12	2/5	51

RUSHING	NO.	YDS.	AVG.	LONG	TD
Rhett	332	1,207	3.6	21	11
Elison	26	218	8.4	75	5
Dilfer	23	115	5.0	21	2
Edmonds	5	28	5.6	9	0
Hawkins	4	5	1.3	11	0
BUCCANEERS	398	1,587	4.0	75	19
OPPONENTS	449	1,754	3.9	66	14

PASSING	ATT.	CMP.	YDS.	CMP%	YDS/ATT	TD	TD%	INT	INT%	LONG	SK/LOST	RTG
Dilfer	415	224	2,774	54.0	6.68	4	1.0	18	4.3	64t	47/331	60.1
Weldon	91	42	519	46.2	5.70	1	1.1	2	2.2	40	9/55	58.8
Roby	1	1	48	100.0	48.00	0	0.0	0	0.0	48	0/0	118.8
BUCCANEERS	507	267	3,341	52.7	6.59	5	1.0	20	3.9	64t	56/386	60.3
OPPONENTS	557	346	4,098	62.1	7.36	19	3.4	14	2.5	91t	25/140	85.4

RECEIVING	NO.	YDS.	AVG.	LONG	TD
Harris	62	751	12.1	33	1
Harper	46	633	13.8	49	2
Hawkins	41	493	12.0	47	0
Copeland	35	605	17.3	64t	2
Dawsey	30	372	12.4	26	0
BUCCANEERS	267	3,341	12.5	64t	5
OPPONENTS	346	4,098	11.8	91t	19

INTERCEPTIONS	NO.	YDS.	AVG	LONG	TD
Mayhew	5	81	16.2	40	0
Lynch	3	3	1.0	3	0
Six tied with one					
BUCCANEERS	14	137	9.8	40	1
OPPONENTS	20	204	10.2	32	0

TACKLES	SOLO	ASST.	TOTAL
Nickerson	89	54	143
Brooks	60	19	79
Dirry	63	14	77
Mayhew	58	17	75
Marts	48	21	69

SACKS	SP. TM.	TACKLES	
Dotson	5.0	DuBose	12
Culpepper	4.0	Gant	11
Ahanotu	3.0	Rouse	9
Sapp	3.0	Johnson	8
Curry	2.0	Buckley	8
McIntosh	2.0		
BUCCANEERS	25.0		
OPPONENTS	56.0		

PUNTING	NO.	YDS.	AVG.	NET	TB	IN20	LG	BK
Roby	77	3,296	42.8	36.2	7	23	61	1
BUCCANEERS	78	3,296	42.3	36.2	7	23	61	1
OPPONENTS	59	2,358	40.0	32.3	8	12	61	2

PUNT RETURNS	RET.	FC	YDS.	AVG.	LONG	TD
Edmonds	29	10	293	10.1	45	0
BUCCANEERS	29	10	293	10.1	45	0
OPPONENTS	41	11	335	8.2	38	0

KICKOFF RETURNS	NO.	YDS.	AVG.	LONG	TD
Edmonds	58	1,147	19.8	44	0
Elison	15	261	17.4	33	0
Buckley	2	29	14.5	18	0
Armstrong	1	6	6.0	6	0
BUCCANEERS	76	1,443	19.0	44	0
OPPONENTS	46	856	18.6	37	0

USUAL STARTING LINEUP	
OFFENSE:	DEFENSE:
WR 82 Alvin Harper	LE 72 Chidi Ahanotu
LT 74 Paul Gruber	NT 77 Mark Wheeler
LG 60 Jim Pyne	UT 71 Santana Dotson
C 61 Tony Mayberry	RE 99 Warren Sapp
RG 62 Ian Beckles	RE 75 Eric Curry
RT 76 Scott Dill	LLB 51 Lonnie Marts
TE 81 Jackie Harris	ILB 56 Hardy Nickerson
WR 80 Lawrence Dawsey	RLB 55 Derrick Brooks
QB 12 Trent Dilfer	LCB 35 Martin Mayhew
RB 83 Dave Moore	RCB 39 Charles Dirry
RB 32 Ernie Rhett	SS 47 John Lynch
	DT 27 Barney Bussey
	DT 22 Thomas Everett

1996 BUCCANEERS STATISTICS

RECORD: 6-10 HEAD COACH: TONY DUNGY

DATE	W/L	SCORE	OPPONENT	ATT.
Sept. 1	L	3-34	GREEN BAY	(54,102)
Sept. 8	L	6-21	at Detroit	(54,229)
Sept. 15	L	23-27	at Denver	(71,535)
Sept. 22	L	13-17	SEATTLE	(30,212)
Sept. 29	L	0-27	DETROIT	(34,961)
Oct. 13	W	24-13	MINNESOTA	(32,175)
Oct. 20	L	9-13	at Arizona	(27,738)
Oct. 27	L	7-13	at Green Bay	(60,627)
Nov. 3	L	10-13	at Chicago	(58,727)
Nov. 10	W	20-17	OAKLAND (ot)	(45,392)
Nov. 17	W	25-17	at San Diego	(57,526)
Nov. 24	W	13-7	NEW ORLEANS	(40,203)
Dec. 1	L	0-24	at Carolina	(57,623)
Dec. 8	W	24-10	WASHINGTON	(44,733)
Dec. 15	L	10-21	at Minnesota	(49,302)
Dec. 22	W	34-19	CHICAGO	(51,572)

	BUCS	OPP
TOTAL FIRST DOWNS	260	296
Rushing	90	114
Passing	152	156
Penalty	18	26
3rd Down: Made/Att.	89/225	87/214
4th Down: Made/Att.	9/24	10/13
POSSESSION AVG.	30:58	29:02
TOTAL NET YARDS	4,316	4,814
Avg. Per Game	269.8	300.9
Total Plays	996	976
Avg. Per Play	4.3	4.9
NET YARDS RUSHING	1,589	1,889
Avg. Per Game	99.3	118.1
Total Rushes	472	438
NET YARDS PASSING	2,727	2,925
Avg. Per Game	170.4	182.8
Sacked/Yards Lost	30/217	35/207
Gross Yards	2,944	3,132
Att./Completions	494/274	503/311
Completion Pct.	55.5	61.8
Had Intercepted	20	17
PUNTS/AVERAGE	71/42.5	74/43.4
NET PUNTING AVG.	37.8	33.1
PENALTIES / YARDS	95/787	101/810
FUMBLES / FUMBLES LOST	28/14	31/12
TOUCHDOWNS	21	34
Rushing	8	13
Passing	12	17
Returns	1	4

BY QUARTERS	1	2	3	4	OT	TOT
BUCCANEERS	46	76	38	58	3	221
OPPONENTS	64	91	71	67	0	293

SCORING	TD	R	P	RT	PAT	2-PT.	FG	S	PTS
Husted	0	0	0	0	18/19	0	25/32	0	93
Alstott	6	3	3	0	0/0	0	0/0	0	36
Rhett	4	3	1	0	0/0	0	0/0	0	24
Moore	3	0	3	0	0/0	0	0/0	0	18
R. Brooks	2	2	0	0	0/0	0	0/0	0	12
Thomas	2	0	2	0	0/0	0	0/0	0	12
BUCCANEERS	21	8	12	1	18/19	1/2	25/32	0	221
OPPONENTS	34	13	17	4	32/32	0/2	19/27	0	293

FIELD GOALS	1/19	20/29	30/39	40/49	50+	LONG
Husted	2/2	7/8	8/11	7/8	1/3	50
BUCCANEERS	2/2	7/8	8/11	7/8	1/3	50
OPPONENTS	0/0	9/10	4/5	6/11	0/1	48

RUSHING	NO.	YDS.	AVG.	LONG	TD
Rhett	176	539	3.1	35	3
Alstott	96	377	3.9	39	3
R. Brooks	112	368	3.3	56	2
Differ	32	124	3.9	19	0
Elison	35	106	3.0	13	0
BUCCANEERS	472	1,589	3.4	56	8
OPPONENTS	438	1,889	4.3	57	13

PASSING	ATT.	CMP.	YDS.	CMP%	YDS/ATT	TD	TD%	INT	INT%	LONG	SK/LOST	RTG
Differ	482	267	2,859	55.4	5.93	12	2.5	19	3.9	45	28/207	64.8
Weldon	9	5	76	55.6	8.44	0	0.0	1	11.1	42	2/10	44.0
Milanovich	3	2	9	66.7	3.00	0	0.0	0	0.0	8	0/0	70.1
BUCCANEERS	494	274	2,944	55.5	5.96	12	2.5	20	4.0	45	30/217	64.4
OPPONENTS	503	311	3,132	61.8	6.23	17	3.4	17	3.4	63t	35/207	76.7

RECEIVING	NO.	YDS.	AVG.	LONG	TD
Alstott	65	557	8.6	29	3
Hawkins	46	544	11.8	45	1
Thomas	33	427	12.9	31t	2
Harris	30	349	11.6	36	1
Moore	27	237	8.8	23	3
BUCCANEERS	274	2,944	10.7	45	12
OPPONENTS	311	3,132	10.1	63t	17

INTERCEPTIONS	NO.	YDS.	AVG.	LONG	TD
Abraham	5	27	5.4	21	0
Lynch	3	26	8.7	25	0
Johnson	2	24	12.0	24	0
Nickerson	2	24	12.0	17	0
Dimry	2	1	0.5	1	0
BUCCANEERS	17	139	8.2	26	0
OPPONENTS	20	326	16.3	98t	3

TACKLES	SOLO	ASST.	TOTAL
D. Brooks	92	41	133
Nickerson	76	44	120
Lynch	74	29	103
Johnson	61	19	80
Mayhew	61	16	77

SACKS	SP. TM.	TACKLES	
Sapp	9.0	Legette	19
Marts	7.0	Bouie	15
Ahanotu	5.5	Gant	11
Upshaw	4.0	Gooch	8
Nickerson	3.0	L. Jones	8

BUCCANEERS	35.0
OPPONENTS	30.0

PUNTING	NO.	YDS.	AVG.	NET	TB	IN20	LG	BK
Barnhardt	70	3,015	43.1	37.8	4	24	62	1
BUCCANEERS	70	3,015	42.5	37.8	4	24	62	1
OPPONENTS	74	3,210	43.4	33.1	14	14	63	0

PUNT RETURNS	RET.	FC	YDS.	AVG.	LONG	TD
Williams	13	2	274	21.1	88t	1
Silvan	14	5	113	8.1	17	0
Marshall	13	1	95	7.3	29	0
Hawkins	1	1	-1	-1.0	-1	0
BUCCANEERS	41	9	481	11.7	88t	1
OPPONENTS	38	22	248	6.5	22	0

KICKOFF RETURNS	NO.	YDS.	AVG.	LONG	TD
Silvan	28	626	22.4	54	0
Williams	14	383	27.4	63	0
Marshall	12	264	22.0	37	0
Alstott	1	14	14.0	14	0
Elison	0	0	0.0	0	0
BUCCANEERS	55	1,287	23.4	63	0
OPPONENTS	51	972	19.1	35	0

USUAL STARTING LINEUP	OFFENSE:	DEFENSE:	
WR	84 Robb Thomas	LE	72 Chidi Ahanotu
LT	74 Paul Gruber	NT	77 Brad Culpepper
LG	60 Jim Pyne	UT	99 Warren Sapp
C	61 Tony Mayberry	RE	91 Regan Upshaw
RG	62 Ian Beckles	LLB	51 Lonnie Marts
RT	79 Doug Riesenberg	ILB	56 Hardy Nickerson
TE	81 Jackie Harris	RLB	55 Derrick Brooks
WR	85 Courtney Hawkins	LCB	35 Martin Mayhew
QB	12 Trent Dillfer	RCB	21 Donnie Abraham
FB	40 Mike Alstott	SS	47 John Lynch
RB	32 Errict Rhett	FS	25 Melvin Johnson



1997 BUCCANEERS STATISTICS

RECORD: 10-6 HEAD COACH: TONY DUNGY

DATE	W/L	SCORE	OPPONENT	ATT.
Aug. 31	W	13-6	SAN FRANCISCO	(62,554)
Sept. 7	W	24-17	at Detroit	(58,234)
Sept. 14	W	28-14	at Minnesota	(63,697)
Sept. 21	W	31-21	MIAMI	(73,314)
Sept. 28	W	19-18	ARIZONA	(53,804)
Oct. 5	L	16-21	at Green Bay	(60,100)
Oct. 12	L	9-27	DETROIT	(72,095)
Oct. 26	L	6-10	MINNESOTA	(66,815)
Nov. 2	W	31-28	at Indianapolis	(58,512)
Nov. 9	W	31-10	at Atlanta	(46,018)
Nov. 16	W	27-7	NEW ENGLAND	(70,479)
Nov. 23	L	7-13	at Chicago	(43,955)
Nov. 30	W	20-8	at New York Giants	(68,678)
Dec. 7	L	6-17	GREEN BAY	(73,523)
Dec. 14	L	0-31	at New York Jets	(60,122)
Dec. 21	W	31-15	CHICAGO	(70,930)
PLAYOFFS				
Dec. 28	W	20-10	DETROIT	(73,361)
Jan. 4	L	7-21	at Green Bay	(60,327)

	BUCS	OPP
TOTAL FIRST DOWNS	249	265
Rushing	88	96
Passing	134	155
Penalty	27	14
3rd Down: Made/Att.	79/204	75/220
4th Down: Made/Att.	5/14	11/17
POSSESSION AVG.	29:22	30:38
TOTAL NET YARDS	4,376	4,628
Avg. Per Game	273.5	289.3
Total Plays	915	981
Avg. Per Play	4.8	4.7
NET YARDS RUSHING	1,934	1,617
Avg. Per Game	120.9	101.1
Total Rushes	479	420
NET YARDS PASSING	2,442	3,011
Avg. Per Game	152.6	188.2
Sacked/Yards Lost	32/196	44/331
Gross Yards	2,638	3,342
Att./Completions	404/224	518/235
Completion Pct.	55.4	62.7
Had Intercepted	12	13
PUNTS/AVERAGE	84/42.6	88/41.6
NET PUNTING AVG.	35.4	31.7
PENALTIES / YARDS	77/660	93/814
FUMBLES / YARDS LOST	31/11	21/12
TOUCHDOWNS	38	29
Rushing	15	10
Passing	21	13
Returns	2	6

BY QUARTERS	1	2	3	4	OT	TOT
BUCCANEERS	73	78	65	83	0	299
OPPONENTS	36	85	76	66	0	263

SCORING	TD	R	P	RT	PAT	2-PT.	FG	S	PTS
Husted	0	0	0	0	32/35	0	13/17	0	71
Alstott	10	7	3	0	0/0	0	0/0	0	60
Dunn	7	4	3	0	0/0	0	0/0	0	42
Williams	5	0	4	1	0/0	0	0/0	0	30
Anthony	4	0	4	0	0/0	0	0/0	0	24
Moore	4	0	4	0	0/0	0	0/0	0	24
BUCCANEERS	38	15	21	2	32/35	0/3	13/17	0	299
OPPONENTS	29	10	13	6	25/25	4/4	18/29	1	263

RUSHING	NO.	YDS.	AVG.	LONG	TD
Dunn	224	978	4.4	76	4
Alstott	176	665	3.8	47	7
Difler	33	99	3.0	17	1
Rhett	31	96	3.1	21	3
Anthony	5	84	16.8	26	0
BUCCANEERS	479	1,934	4.0	76	15
OPPONENTS	420	1,617	3.9	82	10

FIELD GOALS	1/19	20/29	30/39	40/49	50+	LONG
Husted	0/0	5/5	2/3	5/6	1/3	54
BUCCANEERS	0/0	5/5	2/3	5/6	1/3	54
OPPONENTS	0/0	5/5	9/13	4/10	0/1	48

RECEIVING	NO.	YDS.	AVG.	LONG	TD
Dunn	39	462	11.8	59t	3
Anthony	35	448	12.8	38t	4
Williams	33	486	14.7	55	4
Copeland	33	431	13.1	49	1
Alstott	23	178	7.7	26	3
BUCCANEERS	224	2,638	11.8	59t	21
OPPONENTS	325	3,342	10.3	79	13

INTERCEPTIONS	NO.	YDS.	AVG.	LONG	TD
Abraham	5	16	3.2	16	0
Lynch	2	28	14.0	28	0
Brooks	2	13	6.5	13	0
Four tied with one					
BUCCANEERS	13	95	7.3	14	0
OPPONENTS	12	370	30.8	77t	4

TACKLES	SOLO	ASST.	TOTAL
Nickerson	108	86	194
Brooks	118	64	182
Lynch	75	79	154
Culpepper	42	38	80
Parker	46	29	75

SACKS	SP. TM.	TACKLES	
Sapp	10.5	Quarles	16
Ahanotu	10.0	Legette	14
Culpepper	8.5	Bowie	11
Upshaw	7.5	Goach	9
Jackson	2.5	Johnson	9

BUCCANEERS	44.0
OPPONENTS	32.0

PUNTING	NO.	YDS.	AVG.	NET	TB	IN20	LG	BK
Landeta	54	2,274	42.1	34.1	6	15	74	1
Barnhardt	29	1,304	45.0	39.1	3	12	61	0
BUCCANEERS	84	3,578	42.6	35.4	9	27	74	1
OPPONENTS	88	3,661	41.6	31.7	8	20	65	2

PUNT RETURNS	RET.	FC	YDS.	AVG.	LONG	TD
Williams	46	12	597	13.0	63	1
Dunn	5	0	48	9.6	25	0
BUCCANEERS	51	12	645	12.6	63	1
OPPONENTS	42	16	388	9.2	57	0

KICKOFF RETURNS	NO.	YDS.	AVG.	LONG	TD
Anthony	25	592	23.7	51	0
Williams	15	277	18.5	28	0
Dunn	6	129	21.5	30	0
Elison	2	61	30.5	49	0
Rhett	1	16	16.0	16	0
Alstott	1	0	0.0	0	0
White	1	0	0.0	0	0
BUCCANEERS	51	1,075	21.1	51	0
OPPONENTS	44	957	21.8	101t	1

USUAL STARTING LINEUP

OFFENSE:	DEFENSE:
WR 85 Reidel Anthony	LE 72 Chidi Ahanotu
LT 74 Paul Gruber	NT 77 Brad Culpepper
LG 60 Jim Pynne	UT 99 Warren Sapp
C 61 Tony Mayberry	RE 91 Regan Upshaw
RG 64 Jorge Diaz	SLB 59 Rufus Porter
RT 70 Jason Odom	ILB 56 Hardy Nickerson
TE 81 Jackie Harris	WLB 55 Derrick Brooks
WR 88 Horace Copeland	LCB 21 Donnie Abraham
QB 12 Trent Diler	RCB 27 Anthony Parker
FB 40 Mike Alstott	SS 47 John Lynch
RB 28 Warrick Dunn	FS 22 Charles Mincy

PASSING	ATT.	CMP.	YDS.	CMP%	YDS/ATT	TD	TD%	INT	INT%	LONG	SK/LOST	RTG
Difler	386	217	2,555	56.2	6.62	21	5.4	11	2.8	59t	32/196	82.8
Walsh	17	6	58	35.3	3.41	0	0.0	1	5.9	38	0/0	21.2
Barnhardt	1	1	25	100.0	25.00	0	0.0	0	0.0	25	0/0	118.8
BUCCANEERS	404	224	2,638	55.4	6.53	21	5.2	12	3.0	59t	32/196	80.4
OPPONENTS	518	325	3,342	62.7	6.45	13	2.5	13	2.5	79	44/331	79.2

1998 BUCCANEERS STATISTICS

RECORD: 8-8 HEAD COACH: TONY DUNGY

DATE	W/L	SCORE	OPPONENT	ATT.
9/6	L	7-31	at Minnesota	(62,538)
9/13	L	15-23	at Green Bay	(60,124)
9/20	W	27-15	CHICAGO	(64,328)
9/28	L	6-27	at Detroit	(74,724)
10/4	W	20-3	N.Y. GIANTS	(64,989)
10/18	W	16-13	CAROLINA	(63,600)
10/25	L	3-9	at New Orleans	(52,695)
11/1	W	27-24	MINNESOTA	(64,979)
11/8	L	22-31	TENNESSEE	(65,054)
11/15	L	24-29	at Jacksonville	(72,974)
11/22	L	25-28	DETROIT	(64,265)
11/29	W	31-17	at Chicago	(51,938)
12/7	W	24-22	GREEN BAY	(65,497)
12/13	W	16-3	PITTSBURGH	(65,335)
12/19	L	16-20	at Washington	(66,309)
12/27	W	35-0	at Cincinnati	(49,826)

	BUCS	OPP
TOTAL FIRST DOWNS	262	244
Rushing	111	75
Passing	139	148
Penalty	12	21
3rd Down: Made/Att.	93/230	64/202
4th Down: Made/Att.	6/14	3/14
POSSESSION AVG.	31:58	28:02
TOTAL NET YARDS	4,754	4,345
Avg. Per Game	297.1	271.6
Total Plays	1000	925
Avg. Per Play	4.8	4.7
NET YARDS RUSHING	2,148	1,583
Avg. Per Game	134.3	98.9
Total Rushes	523	415
NET YARDS PASSING	2,606	2,762
Avg. Per Game	162.9	172.6
Sacked / Yards Lost	28/181	37/252
Gross Yards	2,787	3,014
Att./Completions	449/234	473/274
Completion Pct.	52.1	57.9
Had Intercepted	18	12
PUNTS/AVERAGE	81/41.2	87/42.0
NET PUNTING AVG.	35.3	34.4
PENALTIES / YARDS	99/840	88/669
FUMBLES / FUMBLES LOST	23/13	28/14
TOUCHDOWNS	36	31
Rushing	12	12
Passing	21	15
Returns	3	4

BY QUARTERS	1	2	3	4	OT	TOT
BUCCANEERS	61	101	49	103	0	314
OPPONENTS	78	71	57	89	0	295

SCORING	TD	R	P	RT	PAT	2-PT.	FG	S	PTS
Husted	0	0	0	0	29-30	0	21-28	0	92
Alstott	9	8	1	0	0-0	0	0-0	0	54
Anthony	7	0	7	0	0-0	1	0-0	0	44
Moore	4	0	4	0	0-0	0	0-0	0	24
Green	3	0	2	1	0-0	0	0-0	0	18
Dilfer	2	2	0	0	0-0	0	0-0	0	12
Dunn	2	2	0	0	0-0	0	0-0	0	12
Emanuel	2	0	2	0	0-0	0	0-0	0	12
BUCCANEERS	36	12	21	3	29-30	3-6	21-28	0	314
OPPONENTS	31	12	15	4	29-29	0-2	26-30	1	295
RUSHING		NO.	YDS.	AVG.	LONG	TD			
Dunn		245	1,026	4.2	50	2			
Alstott		215	846	3.9	37	8			
Dilfer		40	141	3.5	17	2			
Anthony		4	43	10.8	32	0			
BUCCANEERS		523	2,148	4.1	50	12			
OPPONENTS		415	1,583	3.8	71t	12			

PASSING	ATT.	CMP.	YDS.	CMP%	YDS/ATT	TD	TD%	INT	INT%	LONG	SK/LOST	RTG
Dilfer	429	225	2,729	52.4	6.36	21	4.9	15	3.5	79t	27/172	74.0
Walsh	19	9	58	47.4	3.05	0	0.0	3	15.8	12	1/9	14.7
Alstott	1	0	0	0.0	0.00	0	0.0	0	0.0	0	0/0	39.6
BUCCANEERS	449	234	2,787	52.1	6.21	21	4.7	18	4.0	79t	28/181	70.3
OPPONENTS	473	274	3,014	57.9	6.37	15	3.2	12	4.5	61	37/252	76.9

FIELD GOALS	1/19	20/29	30/39	40/49	50+	LONG
Husted	0-1	7-7	8-12	5-7	1-1	52
BUCCANEERS	0-1	7-7	8-12	5-7	1-1	52
OPPONENTS	0-0	10-11	8-8	5-8	3-3	53

RECEIVING	NO.	YDS.	AVG.	LONG	TD
Anthony	51	708	13.9	59t	7
Dunn	44	344	7.8	38t	4
Emanuel	41	636	15.5	55	4
Moore	24	255	10.6	49	1
Alstott	22	152	6.9	26	3
BUCCANEERS	234	2,787	11.9	79t	21
OPPONENTS	274	3,014	11.0	61	15

INTERCEPTIONS	NO.	YDS.	AVG.	LONG	TD
Mincy	4	58	14.5	22t	1
Barber	2	67	33.5	56	0
Lynch	2	29	14.5	17	0
Four tied with	1				
BUCCANEERS	12	212	17.7	56	1
OPPONENTS	18	192	10.7	38	2

TACKLES	SOLO	ASST.	TOTAL
Brooks	134	55	189
Lynch	55	52	107
Mincy	50	44	95
Nickerson	50	44	94
Culpepper	38	43	81

SACKS	SP. TM.	TACKLES
Culpepper	9.0	20
Sapp	7.0	16
Upshaw	7.0	12
Barber	3.0	10
Jackson	3.0	9
BUCCANEERS	37.0	
Opponents	28.0	

PUNTING	NO.	YDS.	AVG.	NET	TB	IN20	LG	BK
Barnhardt	81	3,340	41.2	35.3	9	19	55	0
BUCCANEERS	81	3,340	41.2	35.3	9	19	55	0
OPPONENTS	87	3,655	42.0	34.4	5	29	71	1

PUNT RETURNS	RET.	FC	YDS.	AVG.	LONG	TD
Green	30	9	453	15.1	95t	1
Williams	10	6	83	8.3	18	0
Barber	1	0	23	23.0	23t	1
BUCCANEERS	41	15	559	13.6	95t	2
OPPONENTS	38	23	302	7.9	93t	1

KICKOFF RETURNS	NO.	YDS.	AVG.	LONG	TD
Anthony	46	1,118	24.3	60	0
Green	10	229	22.9	44	0
Dunn	1	25	25.0	25	0
Ellison	1	19	19.0	19	0
Alstott	1	8	8.0	8	0
BUCCANEERS	59	1,399	23.7	60	0
OPPONENTS	62	1,333	21.5	105t	1

OFFENSE:	DEFENSE:
WR 85 Reidel Anthony	LE 97 Tyoka Jackson
LT 74 Paul Gruber	NT 77 Brad Culpepper
LG 64 Jorge Diaz	DT 99 Warren Sapp
C 61 Tony Mayberry	RE 91 Regan Upshaw
RG 73 Frank Middleton	SLB 50 Jeff Gooch
RT 70 Jason Odum	MLB 56 Hardy Nickerson
TE 83 Dave Moore	WLB 55 Derrick Brooks
WR 87 Bert Emanuel	LCB 21 Ronnie Abraham
QB 12 Trent Dilfer	RCB 20 Ronde Barber
FB 40 Mike Alstott	SS 47 John Lynch
RB 28 Warrick Dunn	FS 22 Charles Mincy

USUAL STARTING LINEUP	
WR 85 Reidel Anthony	LE 97 Tyoka Jackson
LT 74 Paul Gruber	NT 77 Brad Culpepper
LG 64 Jorge Diaz	DT 99 Warren Sapp
C 61 Tony Mayberry	RE 91 Regan Upshaw
RG 73 Frank Middleton	SLB 50 Jeff Gooch
RT 70 Jason Odum	MLB 56 Hardy Nickerson
TE 83 Dave Moore	WLB 55 Derrick Brooks
WR 87 Bert Emanuel	LCB 21 Ronnie Abraham
QB 12 Trent Dilfer	RCB 20 Ronde Barber
FB 40 Mike Alstott	SS 47 John Lynch
RB 28 Warrick Dunn	FS 22 Charles Mincy

OFFENSE:	DEFENSE:
WR 85 Reidel Anthony	LE 97 Tyoka Jackson
LT 74 Paul Gruber	NT 77 Brad Culpepper
LG 64 Jorge Diaz	DT 99 Warren Sapp
C 61 Tony Mayberry	RE 91 Regan Upshaw
RG 73 Frank Middleton	SLB 50 Jeff Gooch
RT 70 Jason Odum	MLB 56 Hardy Nickerson
TE 83 Dave Moore	WLB 55 Derrick Brooks
WR 87 Bert Emanuel	LCB 21 Ronnie Abraham
QB 12 Trent Dilfer	RCB 20 Ronde Barber
FB 40 Mike Alstott	SS 47 John Lynch
RB 28 Warrick Dunn	FS 22 Charles Mincy

OFFENSE:	DEFENSE:
WR 85 Reidel Anthony	LE 97 Tyoka Jackson
LT 74 Paul Gruber	NT 77 Brad Culpepper
LG 64 Jorge Diaz	DT 99 Warren Sapp
C 61 Tony Mayberry	RE 91 Regan Upshaw
RG 73 Frank Middleton	SLB 50 Jeff Gooch
RT 70 Jason Odum	MLB 56 Hardy Nickerson
TE 83 Dave Moore	WLB 55 Derrick Brooks
WR 87 Bert Emanuel	LCB 21 Ronnie Abraham
QB 12 Trent Dilfer	RCB 20 Ronde Barber
FB 40 Mike Alstott	SS 47 John Lynch
RB 28 Warrick Dunn	FS 22 Charles Mincy

OFFENSE:	DEFENSE:
WR 85 Reidel Anthony	LE 97 Tyoka Jackson
LT 74 Paul Gruber	NT 77 Brad Culpepper
LG 64 Jorge Diaz	DT 99 Warren Sapp
C 61 Tony Mayberry	RE 91 Regan Upshaw
RG 73 Frank Middleton	SLB 50 Jeff Gooch
RT 70 Jason Odum	MLB 56 Hardy Nickerson
TE 83 Dave Moore	WLB 55 Derrick Brooks
WR 87 Bert Emanuel	LCB 21 Ronnie Abraham
QB 12 Trent Dilfer	RCB 20 Ronde Barber
FB 40 Mike Alstott	SS 47 John Lynch
RB 28 Warrick Dunn	FS 22 Charles Mincy

OFFENSE:	DEFENSE:
WR 85 Reidel Anthony	LE 97 Tyoka Jackson
LT 74 Paul Gruber	NT 77 Brad Culpepper
LG 64 Jorge Diaz	DT 99 Warren Sapp
C 61 Tony Mayberry	RE 91 Regan Upshaw
RG 73 Frank Middleton	SLB 50 Jeff Gooch
RT 70 Jason Odum	MLB 56 Hardy Nickerson
TE 83 Dave Moore	WLB 55 Derrick Brooks
WR 87 Bert Emanuel	LCB 21 Ronnie Abraham
QB 12 Trent Dilfer	RCB 20 Ronde Barber
FB 40 Mike Alstott	SS 47 John Lynch
RB 28 Warrick Dunn	FS 22 Charles Mincy

OFFENSE:	DEFENSE:
WR 85 Reidel Anthony	LE 97 Tyoka Jackson
LT 74 Paul Gruber	NT 77 Brad Culpepper
LG 64 Jorge Diaz	DT 99 Warren Sapp
C 61 Tony Mayberry	RE 91 Regan Upshaw
RG 73 Frank Middleton	SLB 50 Jeff Gooch
RT 70 Jason Odum	MLB 56 Hardy Nickerson
TE 83 Dave Moore	WLB 55 Derrick Brooks
WR 87 Bert Emanuel	LCB 21 Ronnie Abraham
QB 12 Trent Dilfer	RCB 20 Ronde Barber
FB 40 Mike Alstott	SS 47 John Lynch
RB 28 Warrick Dunn	FS 22 Charles Mincy

OFFENSE:	DEFENSE:
WR 85 Reidel Anthony	LE 97 Tyoka Jackson
LT 74 Paul Gruber	NT 77 Brad Culpepper
LG 64 Jorge Diaz	DT 99 Warren Sapp
C 61 Tony Mayberry	RE 91 Regan Upshaw
RG 73 Frank Middleton	SLB 50 Jeff Gooch
RT 70 Jason Odum	MLB 56 Hardy Nickerson
TE 83 Dave Moore	WLB 55 Derrick Brooks
WR 87 Bert Emanuel	LCB 21 Ronnie Abraham
QB 12 Trent Dilfer	RCB 20 Ronde Barber
FB 40 Mike Alstott	SS 47 John Lynch
RB 28 Warrick Dunn	FS 22 Charles Mincy

OFFENSE:	DEFENSE:
WR 85 Reidel Anthony	LE 97 Tyoka Jackson
LT 74 Paul Gruber	NT 77 Brad Culpepper
LG 64 Jorge Diaz	DT 99 Warren Sapp
C 61 Tony Mayberry	RE 91 Regan Upshaw
RG 73 Frank Middleton	SLB 50 Jeff Gooch
RT 70 Jason Odum	MLB 56 Hardy Nickerson
TE 83 Dave Moore	WLB 55 Derrick Brooks
WR 87 Bert Emanuel	LCB 21 Ronnie Abraham
QB 12 Trent Dilfer	RCB 20 Ronde Barber
FB 40 Mike Alstott	SS 47 John Lynch
RB 28 Warrick Dunn	FS 22 Charles Mincy

OFFENSE:	DEFENSE:
WR 85 Reidel Anthony	LE 97 Tyoka Jackson
LT 74 Paul Gruber	NT 77 Brad Culpepper
LG 64 Jorge Diaz	DT 99 Warren Sapp
C 61 Tony Mayberry	RE 91 Regan Upshaw
RG 73 Frank Middleton	SLB 50 Jeff Gooch
RT 70 Jason Odum	MLB 56 Hardy Nickerson
TE 83 Dave Moore	WLB 55 Derrick Brooks
WR 87 Bert Emanuel	LCB 21 Ronnie Abraham
QB 12 Trent Dilfer	RCB 20 Ronde Barber
FB 40 Mike Alstott	SS 47 John Lynch
RB 28 Warrick Dunn	FS 22 Charles Mincy

OFFENSE:	DEFENSE:
WR 85 Reidel Anthony	LE 97 Tyoka Jackson
LT 74 Paul Gruber	NT 77 Brad Culpepper
LG 64 Jorge Diaz	DT 99 Warren Sapp
C 61 Tony Mayberry	RE 91 Regan Upshaw
RG 73 Frank Middleton	SLB 50 Jeff Gooch
RT 70 Jason Odum	MLB 56 Hardy Nickerson
TE 83 Dave Moore	WLB 55 Derrick Brooks
WR 87 Bert Emanuel	LCB 21 Ronnie Abraham
QB 12 Trent Dilfer	RCB 20 Ronde Barber
FB 40 Mike Alstott	SS 47 John Lynch
RB 28 Warrick Dunn	FS 22 Charles Mincy

OFFENSE:	DEFENSE:
WR 85 Reidel Anthony	LE 97 Tyoka Jackson
LT 74 Paul Gruber	NT 77 Brad Culpepper
LG 64 Jorge Diaz	DT 99 Warren Sapp
C 61 Tony Mayberry	RE 91 Regan Upshaw
RG 73 Frank Middleton	SLB 50 Jeff Gooch
RT 70 Jason Odum	MLB 56 Hardy Nickerson
TE 83 Dave Moore	WLB 55 Derrick Brooks
WR 87 Bert Emanuel	LCB 21 Ronnie Abraham
QB 12 Trent Dilfer	RCB 20 Ronde Barber
FB 40 Mike Alstott	SS 47 John Lynch
RB 28 Warrick Dunn	FS 22 Charles Mincy

OFFENSE:	DEFENSE:
WR 85 Reidel Anthony	LE 97 Tyoka Jackson
LT 74 Paul Gruber	NT 77 Brad Culpepper
LG 64 Jorge Diaz	DT 99 Warren Sapp
C 61 Tony Mayberry	RE 91 Regan Upshaw
RG 73 Frank Middleton	SLB 50 Jeff Gooch
RT 70 Jason Odum	MLB 56 Hardy Nickerson
TE 83 Dave Moore	WLB 55 Derrick Brooks
WR 87 Bert Emanuel	LCB 21 Ronnie Abraham
QB 12 Trent Dilfer	RCB 20 Ronde Barber
FB 40 Mike Alstott	SS 47 John Lynch
RB 28 Warrick Dunn	FS 22 Charles Mincy

OFFENSE:	DEFENSE:
----------	----------

HISTORY

1999 BUCCANEERS STATISTICS

RECORD: 11-5 HEAD COACH: TONY DUNGY

DATE	W/L	SCORE	OPPONENT	ATT.
9/12	L	13-17	N.Y. GIANTS	65,026
9/19	W	19-5	at Philadelphia	64,285
9/26	W	13-10	DENVER	65,297
10/3	L	14-21	at Minnesota	64,106
10/10	L	23-26	at Green Bay	59,868
10/24	W	6-3	CHICAGO	65,283
10/31	L	3-20	at Detroit	63,135
11/7	W	31-16	at New Orleans	47,129
11/14	W	17-10	KANSAS CITY	64,927
11/21	W	19-10	ATLANTA	65,158
11/28	W	16-3	at Seattle	66,314
12/6	W	24-17	MINNESOTA	65,744
12/12	W	23-16	DETROIT	65,536
12/19	L	0-45	at Oakland	46,395
12/26	W	29-10	GREEN BAY	65,723
1/2	W	20-6	at Chicago	66,944

PLAYOFFS	W/L	SCORE	OPPONENT	ATT.
1/15	W	14-13	WASHINGTON	65,835
1/23	L	6-11	at St. Louis	66,496

	BUCS	OPP
--	------	-----

TOTAL FIRST DOWNS	245	228
Rushing	97	75
Passing	132	144
Penalty	16	9
3rd Down: Made/Att.	81/230	75/232
4th Down: Made/Att.	7/15	4/13

POSSession AVG.	32:11	27:49
-----------------	-------	-------

TOTAL NET YARDS	4254	4280
-----------------	------	------

Avg. Per Game	265.9	267.5
---------------	-------	-------

Total Plays	991	977
-------------	-----	-----

Avg. Per Play	4.3	4.4
---------------	-----	-----

NET YARDS RUSHING	1776	1407
-------------------	------	------

Avg. Per Game	111.0	87.9
---------------	-------	------

Total Rushes	502	361
--------------	-----	-----

NET YARDS PASSING	2478	2873
-------------------	------	------

Avg. Per Game	154.9	179.6
---------------	-------	-------

Sacked/Yards Lost	42/303	43/291
-------------------	--------	--------

Gross Yards	2781	3164
-------------	------	------

Att./Completions	447/268	573/302
------------------	---------	---------

Completion Pct.	60.0	52.7
-----------------	------	------

Had Intercepted	16	21
-----------------	----	----

PUNTS/AVERAGE	90/43.1	101/41.1
---------------	---------	----------

NET PUNTING AVERAGE	37.4	35.4
---------------------	------	------

FUMBLE/YARDS	75/583	88/727
--------------	--------	--------

TOUCHDOWNS	25/19	23/10
------------	-------	-------

Rushing	27	23
---------	----	----

Passing	18	11
---------	----	----

Returns	2	4
---------	---	---

BY QUARTERS	1	2	3	4	OT	TOT
-------------	---	---	---	---	----	-----

BUCCANEERS	34	106	42	88	0	270
------------	----	-----	----	----	---	-----

OPPONENTS	89	47	44	55	0	235
-----------	----	----	----	----	---	-----

SCORING	TD	R	P	RT	PAT	2P	FG	S	PTS
---------	----	---	---	----	-----	----	----	---	-----

Gramatica	0	0	0	0	25-25	0	27-32	0	106
-----------	---	---	---	---	-------	---	-------	---	-----

Alostott	9	7	2	0	0-0	0	0-0	0	54
----------	---	---	---	---	-----	---	-----	---	----

Moore	3	0	3	0	0-0	0	0-0	0	18
-------	---	---	---	---	-----	---	-----	---	----

Green	3	0	3	0	0-0	0	0-0	0	18
-------	---	---	---	---	-----	---	-----	---	----

Abraham	2	0	0	2	0-0	0	0-0	0	12
---------	---	---	---	---	-----	---	-----	---	----

Dunn	2	0	2	0	0-0	0	0-0	0	12
------	---	---	---	---	-----	---	-----	---	----

Anthony	1	0	1	0	0-0	0	0-0	0	6
---------	---	---	---	---	-----	---	-----	---	---

J.Davis	1	0	1	0	0-0	0	0-0	0	6
---------	---	---	---	---	-----	---	-----	---	---

Emanuel	1	0	1	0	0-0	0	0-0	0	6
---------	---	---	---	---	-----	---	-----	---	---

Hape	1	0	1	0	0-0	0	0-0	0	6
------	---	---	---	---	-----	---	-----	---	---

McDonald	1	0	1	0	0-0	0	0-0	0	6
----------	---	---	---	---	-----	---	-----	---	---

McLeod	1	0	1	0	0-0	0	0-0	0	6
--------	---	---	---	---	-----	---	-----	---	---

Culpepper	0	0	0	0	0-0	0	0-0	1	2
-----------	---	---	---	---	-----	---	-----	---	---

BUCCANEERS	27	7	18	2	25-25	0-2	27-32	1	270
------------	----	---	----	---	-------	-----	-------	---	-----

OPPONENTS	23	8	11	4	23-23	0-0	24-31	1	235
-----------	----	---	----	---	-------	-----	-------	---	-----

RUSHING	NO.	YDS.	AVG.	LONG	TD
---------	-----	------	------	------	----

Alostott	242	949	3.9	30	7
----------	-----	-----	-----	----	---

Dunn	195	616	3.2	33	0
------	-----	-----	-----	----	---

Dilfer	35	144	4.1	28	0
--------	----	-----	-----	----	---

King	18	38	2.1	8	0
------	----	----	-----	---	---

Abdullah	5	12	2.4	10	0
----------	---	----	-----	----	---

Green	3	8	2.7	15	0
-------	---	---	-----	----	---

Zeir	3	7	2.3	8	0
------	---	---	-----	---	---

Anthony	1	2	2.0	2	0
---------	---	---	-----	---	---

Mayberry	0	0	0.0	0	0
----------	---	---	-----	---	---

BUCCANEERS	502	1776	3.5	33	7
------------	-----	------	-----	----	---

OPPONENTS	361	1407	3.9	27	8
-----------	-----	------	-----	----	---

PASSING	ATT.	CMP.	YDS.	CMP%	YDS/ATT	TD	TD%	INT	INT%	LONG	SK/LOST	RTG
---------	------	------	------	------	---------	----	-----	-----	------	------	---------	-----

Dilfer	244	146	1619	59.8	6.64	11	4.5	11	4.5	62t	26/189	75.8
--------	-----	-----	------	------	------	----	-----	----	-----	-----	--------	------

King	146	89	875	61.0	5.99	7	4.8	4	2.7	68	11/78	82.4
------	-----	----	-----	------	------	---	-----	---	-----	----	-------	------

Zeir	55	32	270	58.2	4.91	0	0.0	1	1.8	38	5/36	63.4
------	----	----	-----	------	------	---	-----	---	-----	----	------	------

Royals	2	1	17	50.0	8.50	0	0.0	0	0.0	0	0/0	79.2
--------	---	---	----	------	------	---	-----	---	-----	---	-----	------

BUCCANEERS	447	268	2781	60.0	6.22	18	4.0	16	3.6	68	42/303	76.5
------------	-----	-----	------	------	------	----	-----	----	-----	----	--------	------

OPPONENTS	573	302	3164	52.7	5.52	11	1.9	21	3.7	61t	43/291	60.1
-----------	-----	-----	------	------	------	----	-----	----	-----	-----	--------	------

FIELD GOALS	1-19	20-29	30-39	40-49	50+	Lg
-------------	------	-------	-------	-------	-----	----

Gramatica	0-0	8-8	10-12	6-8	3-4	53
-----------	-----	-----	-------	-----	-----	----

BUCCANEERS	0-0	8-8	10-12	6-8	3-4	53
------------	-----	-----	-------	-----	-----	----

OPPONENTS	0-0	8-9	9-10	6-10	1-2	50
-----------	-----	-----	------	------	-----	----

RECEIVING	NO.	YDS.	AVG.	LONG	TD
-----------	-----	------	------	------	----

Dunn	64	589	9.2	68	2
------	----	-----	-----	----	---

Green	56	791	14.1	62t	3
-------	----	-----	------	-----	---

Anthony	30	296	9.9	30	1
---------	----	-----	-----	----	---

Alostott	27	239	8.9	24	2
----------	----	-----	-----	----	---

Moore	23	276	12.0	35t	5
-------	----	-----	------	-----	---

Emanuel	22	238	10.8	39	1
---------	----	-----	------	----	---

Williams	21	176	8.4	14	0
----------	----	-----	-----	----	---

BUCCANEERS	268	2781	10.4	68	18
------------	-----	------	------	----	----

OPPONENTS	302	3164	10.5	61t	11
-----------	-----	------	------	-----	----

INTERCEPTIONS	NO.	YDS.	AVG.	LONG	TD
---------------	-----	------	------	------	----

Abraham	7	115	16.4	55t	2
---------	---	-----	------	-----	---

Brooks	4	61	15.3	38	0
--------	---	----	------	----	---

Barber	2	60	30.0	43	0
--------	---	----	------	----	---

Robinson	2	36	18.0	36	0
----------	---	----	------	----	---

Lynch	2	32	16.0	28	0
-------	---	----	------	----	---

Nickerson	2	18	9.0	18	0
-----------	---	----	-----	----	---

Kelly	1	26	26.0	26	0
-------	---	----	------	----	---

Singleton	1	7	7.0	7	0
-----------	---	---	-----	---	---

BUCCANEERS	21	355	16.9	55t	2
------------	----	-----	------	-----	---

OPPONENTS	16	144	9.0	37	1
-----------	----	-----	-----	----	---

TACKLES	SOLO	ASST.	TOTAL
---------	------	-------	-------

Brooks	122	58	180
--------	-----	----	-----

Nickerson	70	71	141
-----------	----	----	-----

Lynch	68	60	128
-------	----	----	-----

Robinson	48	47	95
----------	----	----	----

Barber	49	25	74
--------	----	----	----

Abraham	38	36	74
---------	----	----	----

SACKS	SP. TM. TACKLES
-------	-----------------

Sapp	12.5	Quarles	31
------	------	---------	----

Jones	7.0	D. Davis	21
-------	-----	----------	----

Ahanotu	6.5	Gooch	19
---------	-----	-------	----

Culpepper	6.0	Smith	18
-----------	-----	-------	----

BUCCANEERS	43.0		
------------	------	--	--

Opponents	42.0		
-----------	------	--	--

PUNTING	NO.	YDS.	AVG.	NET	TB	IN20	LG	BK
---------	-----	------	------	-----	----	------	----	----

Royals	90	3882
--------	----	------

2000 BUCCANEERS STATISTICS

RECORD: 10-6 HEAD COACH: TONY DUNGY

DATE	W/L	SCORE	OPPONENT	ATT.
9/3	W	21-16	at New England	60,292
9/10	W	41-0	CHICAGO	65,569
9/17	W	31-10	at Detroit	76,928
9/24	L	17-21	NEW YORK JETS	65,619
10/1	L	17-20	at Washington (ot)	83,532
10/7	L	23-30	at Minnesota	64,162
10/19	L	14-28	DETROIT	65,557
10/29	W	41-13	MINNESOTA	65,589
11/5	W	27-14	at Atlanta	70,097
11/12	W	20-15	GREEN BAY	65,621
11/19	L	10-13	at Chicago	66,944
11/26	W	31-17	BUFFALO	65,546
12/3	W	27-7	DALLAS	65,621
12/10	W	16-13	at Miami	74,307
12/18	W	38-35	ST. LOUIS	65,653
12/24	L	14-17	at Green Bay (ot)	59,692

PLAYOFFS				
12/31	L	3-21	at Philadelphia	65,813

	BUCS	OPP
TOTAL FIRST DOWNS	275	283
Rushing	111	84
Passing	144	180
Penalty	20	19
3rd Down: Made/Att.	66/198 (33.3%)	74/225 (32.9%)
4th Down: Made/Att.	5/12 (41.7%)	12/20 (60.0%)
POSSESSION AVG.	29:38	30:22
TOTAL NET YARDS	4649	4800
Avg. Per Game	290.6	300.0
Total Plays	961	1047
Avg. Per Play	4.8	4.6
NET YARDS RUSHING	2066	1648
Avg. Per Game	129.1	103.0
Total Rushes	490	398
NET YARDS PASSING	2583	3152
Avg. Per Game	161.4	197.0
Sacked/Yards Lost	38/241	55/332
Gross Yards	2824	3484
Att./Completions	433/237	594/339
Completion Pct.	54.7	57.1
Had Intercepted	13	25
PUNTS/AVERAGE	85/41.8	89/40.0
NET PUNTING AVERAGE	35.1	33.5
PENALTIES/YARDS	82/702	95/688
FUMBLES/FUMBLES LOST	16/11	26/16
TOUCHDOWNS		
Rushing	13	12
Passing	18	15
Returns	7	2

BY QUARTERS	1	2	3	4	OT	TOT
BUCCANEERS	88	131	60	109	0	388
OPPONENTS	39	79	53	92	6	269

SCORING	TD	R	P	RT	PAT	2P	FG	S	PTS
Gramatica	0	0	0	0	42-42	0	28-34	0	126
Dunn	9	8	1	0	0-0	0	0-0	0	54
Johnson	8	0	8	0	0-0	0	0-0	0	48
King	5	5	0	0	0-0	1	0-0	0	32
Alstott	5	5	0	0	0-0	0	0-0	0	30
Anthony	4	0	4	0	0-0	0	0-0	0	24
Moore	3	0	3	0	0-0	0	0-0	0	18
Barber	2	0	2	0	0-0	0	0-0	0	12
Abraham	1	0	0	1	0-0	0	0-0	0	6
Brooks	1	0	0	1	0-0	0	0-0	0	6
Duncan	1	0	0	1	0-0	0	0-0	0	6
Green	1	0	1	0	0-0	0	0-0	0	6
Kelly	1	0	0	1	0-0	0	0-0	0	6
McDaniel	1	0	1	0	0-0	0	0-0	0	6
Williams	1	0	0	1	0-0	0	0-0	0	6
BUCCANEERS	43	18	18	7	42-42	1-1	28-34	1	388
OPPONENTS	29	12	15	2	25-25	2-4	22-32	0	269

RUSHING	NO.	YDS.	AVG.	LONG	TD
Dunn	248	1133	4.6	70t	8
Alstott	131	465	3.5	20t	5
King	73	353	4.8	19	5
Abdullah	16	70	4.4	19	0
Stecker	12	31	2.6	14	0
BUCCANEERS	490	2066	4.2	70t	18
OPPONENTS	398	1648	4.1	50t	12

PASSING	ATT.	CMP.	YDS.	CMP%	YDS/ATT	TD	TD%	INT	INT%	LONG	SK/LOST	RTG
King	428	233	2769	54.4	6.47	18	4.2	13	3.0	75	37/240	75.8
Royals	1	1	36	100.0	36.00	0	0.0	0	0.0	36	0/0	118.8
Zeier	3	3	19	100.0	6.33	0	0.0	0	0.0	14	0/0	93.1
Alstott	1	0	0	0.0	0.00	0	0.0	0	0.0	0	0/0	39.6
Hamilton	0	0	0	—	—	0	—	—	—	0	1/1	—
BUCCANEERS	433	237	2824	54.7	6.52	18	4.2	13	3.0	75	38/241	76.2
OPPONENTS	594	339	3484	57.1	5.87	15	2.5	25	4.2	72t	55/332	65.0

FIELD GOALS	1-19	20-29	30-39	40-49	50+	Lg
Gramatica	0-0	8-8	8-10	7-9	5-7	55
BUCCANEERS	0-0	8-8	8-10	7-9	5-7	55
OPPONENTS	1-1	6-6	8-12	6-9	1-4	52

RECEIVING	NO.	YDS.	AVG.	LONG	TD
Johnson	71	874	12.3	38	8
Green	51	773	15.2	75	1
Dunn	44	422	9.6	45	1
Moore	29	288	9.9	28	3
Anthony	15	232	15.5	46t	4
Alstott	13	93	7.2	21	0

BUCCANEERS	237	2824	11.9	75	18
OPPONENTS	339	3484	10.3	72t	15

INTERCEPTIONS	NO.	YDS.	AVG.	LONG	TD
Abraham	7	82	11.7	23	0
Robinson	6	1	0.2	1	0
Duncan	4	55	13.8	31t	1
Lynch	3	43	14.3	36	0
Barber	2	46	23.0	37t	1
Brooks	1	34	34.0	34t	1
Kelly	1	9	9.0	9	1
Quarles	1	5	5.0	5	0
BUCCANEERS	25	275	11.0	37t	4
OPPONENTS	13	155	11.9	60	1

TACKLES	SOLO	ASST.	TOTAL
Brooks	130	49	179
Lynch	66	44	110
Robinson	56	48	104
Barber	65	32	97
Duncan	59	38	97

SACKS	SP. TM.	TACKLES	
Sapp	16.5	Gooch	23
Jones	13.0	D. Davis	21
McFarland	6.5	D. Jackson	20
Barber	5.5	Abdullah	16

PUNTING	NO.	YDS.	AVG.	NET	TB	IN20	LG	BK
Royals	85	3551	41.8	35.1	8	17	63	0
BUCS	85	3551	41.8	35.1	8	17	63	0
OPPONENTS	89	3556	40.0	33.5	12	24	64	3

PUNT RETURNS	RET.	FC	YDS.	AVG.	LONG	TD
Williams	31	18	286	9.2	73t	1
Hastings	5	1	50	10.0	16	0
Green	2	0	1	0.5	1	0

BUCCANEERS	38	19	337	8.6	73t	1
OPPONENTS	41	24	408	10.0	66t	1

KICKOFF RETURNS	RET.	YDS.	AVG.	LONG	TD
Stecker	29	663	22.9	48	0
Williams	19	453	23.8	41	0
Anthony	3	88	29.3	45	0
Murphy	2	24	12.0	19	0
Abdullah	1	16	16.0	16	0

BUCCANEERS	54	1244	20.8	37	0
OPPONENTS	74	1688	22.8	70	0

USUAL STARTING LINEUP

OFFENSE:	DEFENSE:
WR 81 Jacquez Green	LE 72 Chidi Ahanotu
LT 69 Pete Pierson	NT 92 Anthony McFarland
LG 64 Randall McDaniel	DT 99 Warren Sapp
C 62 Jeff Christy	RE 78 Marcus Jones
RG 73 Frank Middleton	SLB 53 Shelton Quarles
RT 71 Jerry Wunsch	MLB 59 Jamie Duncan
TE 83 Dave Moore	WLB 55 Derrick Brooks
WR 19 Keyshawn Johnson	LOB 21 Donnie Abraham
QB 10 Shaun King	RCB 20 Ronde Barber
FB 40 Mike Alstott	SS 47 John Lynch
RB 28 Warrick Dunn	FS 24 Damien Robinson



BUCCANEER PLAYOFF HISTORY



**1979 NFC DIVISIONAL
PLAYOFF GAME**

TAMPA BAY 24, PHILADELPHIA 17

TAMPA STADIUM, DECEMBER 29, 1979



The first foray into the postseason was a successful one for the Tampa Bay franchise, which reached the playoffs in just its fourth year of existence. After winning the NFC Central with a 10-6 record, the Buccaneers faced Philadelphia in the Divisional Playoff round after the Eagles had downed Chicago a week earlier. Tampa Bay used a stingy defense (227 yards allowed) and the relentless running of Ricky Bell to prevail 24-17 in front of a home crowd of 71,402. The Buccaneers opened the game with a methodical 18-play, 80-yard march that drained over nine minutes off the clock. On his way to a 142-yard rushing performance, Bell ran on exactly half of the drive's plays, gaining 37 yards on nine totes, including a four-yard scoring burst around right end. Neither team advanced significantly on its next possession, but Philadelphia moved into field goal range early in the second quarter. After a successful fake field goal run was nullified by a delay-of-game penalty on the Eagles, K Tony Franklin came up short on a 52-yard attempt. Taking over at its own 35, Tampa Bay saw a 25-yard run by Bell called back due to holding but immediately compensated with a 34-yard pass from QB Doug Williams to WR Larry Mucker. Williams later fired a 26-yard pass to WR Isaac Hagins and an apparent TD toss to TE Jimmie Giles, but Giles was ruled to not have possession and the Bucs settle for a 40-yard field goal. Before the intermission, Tampa Bay was able to extend its lead to 17 thanks to a big play by the defense. NT Randy Crowder's fumble recovery at the Eagles' four-yard line just two plays after Tampa Bay's field goal set up a second Buccaneer touchdown, though it took four plays to cover that short distance. After an incomplete pass and two Bell runs for three yards, Buccaneer Head Coach John McKay elected to send Bell through the line one more time on fourth down and the third-year back followed a block by left tackle Darryl Carlton to reach paydirt. Philadelphia did manage to get on the board before halftime when LB Jerry Robinson intercepted a Williams pass at the Buccaneers' 48 and returned it 37 yards to the 11. Two plays later, Jaworski hooked up with WR Charles Smith



in the end zone to cut the Buc lead to 17-7. Philly then opened the third quarter with a 45-yard field goal drive aided by WR Harold Carmichael's tackle-breaking 39-yard reception and concluded by Franklin's 42-yard kick. The Bucs and Eagles then traded two more punts each to run out the period. On its second possession of the fourth quarter, Tampa Bay got what proved to be the decisive points when Williams hit Giles on a three-yard scoring pass that capped a 57-yard drive. Bell provided the key play of the march with a 26-yard run around left tackle on third-and-two from the Philadelphia 49. Philadelphia answered on its next possession with a gritty 80-yard drive, twice keeping possession on fourth-down completions by QB Ron Jaworski. After a 13-yarder to Smith on fourth-and-11 from the 50-yard line, Jaworski then found Carmichael for a 37-yard TD. Following an unsuccessful onside-kick attempt, Philadelphia forced a Buccaneer three-and-out and went on one last drive in the final two minutes. Jaworski's fourth-down incompletion from the Buc 45 effectively ended the game.

SCORING

Philadelphia	0	7	3	7	17
Tampa Bay	7	10	0	7	24

Tampa Bay:	Bell 4 run (O'Donoghue kick)
Tampa Bay:	O'Donoghue 40 FG
Tampa Bay:	Bell 1 run (O'Donoghue kick)
Philadelphia:	Smith 11 pass from Jaworski (Franklin kick)
Philadelphia:	Franklin 42 FG
Tampa Bay:	Giles 9 pass from Williams (O'Donoghue kick)
Philadelphia:	Carmichael 37 pass from Jaworski (Franklin kick)

TEAM STATISTICS

	TB	PHI
First Downs	17	15
Total Net Yards	318	227
Total Offensive Plays	70	59
Rushes-Net Yards	55-186	18-48
Net Yards Passing	132	179
Att.-Comp.-Int.	15-7-1	39-15-0
Sacked-Yards	0-0	2-20
Punts-Avg.	5-42.6	5-44.3
Fumbles-Lost	0-0	2-1
Penalties-Yards	9-105	8-62
Time of Possession	36:31	23:29

INDIVIDUAL STATISTICS

Rushing: *Philadelphia:* Montgomery 13-35, Harris 4-13, Jaworski 1-0. *Tampa Bay:* Bell 38-142 (2 TDs), Eckwood 8-19, Williams 6-19, J. Davis 3-6.

Passing: *Philadelphia:* Jaworski 39-15-0, 199, 2 TDs. *Tampa Bay:* Williams 15-7-1, 132, 1 TD.

Receiving: *Philadelphia:* Montgomery 4-35, Carmichael 3-92 (TD), Smith 3-49 (TD), Kreple 3-23, Harris 1-2, Campfield 1-(-2). *Tampa Bay:* Giles 3-43 (TD), Hagins 2-34, Mucker 1-34, Owens 1-21.

Interceptions: *Philadelphia:* Robinson 1-37.

Sacks: *Tampa Bay:* L. Selmon 2-20.

Attendance: 71,402



1979 NFC CHAMPIONSHIP GAME



L.A. RAMS 9, TAMPA BAY 0
TAMPA STADIUM, JANUARY 6, 1980

In the first NFC Championship Game to be decided without either team scoring a touchdown, host Tampa Bay fell 9-0 to the Los Angeles Rams. In a reversal of the elements that brought the Buccaneers victory one week before in the franchise's first playoff game, Tampa Bay was held to 177 net yards of offense and surrendered to a pounding Rams running game that racked up 216 yards on 53 carries. Three Buccaneer passers were limited to just five completions in 27 attempts and Tampa Bay did not penetrate L.A. territory until midway through the third quarter. Neither team scored in the first quarter, though Los Angeles threatened twice. On its second drive of the game, L.A. advanced to the Buccaneer 18 thanks to two runs and one reception by RB Cullen Bryant for a combined 30 yards. However, fellow RB Wendell Tyler then fumbled on first-and-10 at the 18, with Buccaneer LB Richard Wood recovering. After a Tampa Bay punt, the Rams embarked on another drive deep into Buc territory, mostly on alternating runs by Bryant and Tyler. Tyler got the call on third-and-goal from the one on the final play of the first period but was stopped short by Buc DE Wally Chambers. On the first play of the second quarter, K Frank Corral opened the scoring with a 19-yard field goal. A combined five punts later, Los Angeles took over at its own 38 with just under six minutes to play in the half. Using five of those minutes, Los Angeles advanced 58 yards on 10 plays, the largest chunk coming on a drive-opening 22-yard completion from QB Vince Ferragamo to TE Charlie Young. When Buc LB Dewey Selmon stopped Young for a four-yard gain on third-and-five from the Bucs' eight, the Rams were forced into another field goal try, this one a successful 21-yarder. In the final minute of the first half, Tampa Bay drove nearly to midfield but Williams was interception in L.A. territory by LB Jim Youngblood. The Rams took a 6-0 lead into halftime after controlling the ball for almost 21 of the game's first 30 minutes. Neither team scored in the third quarter, though the Rams' Corral tried a 37-yard field goal that sailed wide left. The Los Angeles drive had stalled when S Cedric Brown tracked Tyler down in the backfield for a five-yard loss from the Bucs' 15. After a pair of punts, Tampa Bay made its first move into the Los Angeles half of the field when RB Jerry Eckwood threw a 42-yard option pass to WR Larry Mucker and Mucker was pulled down at the 24. However, QB Mike Rae, seeing his first playoff action in place of starter Doug Williams, threw incomplete passes on third and fourth down. Still trailing by just six points, the Buccaneers stiffened

defensively on the ensuing possession. Wood stopped Tyler for two-yards on third-and-three then dropped him for a one-yard loss on fourth-and-one at the Bucs' 27-yard line. After the Bucs were forced to punt again, Los Angeles made the game's final dent on the scoreboard, driving 45 yards on eight plays to set up Corral's third short three-pointer, a 23-yarder. A 13-yard run by Tyler and a 12-yarder by Bryant keyed the march. WR Isaac Hagins returned the ensuing kickoff to Tampa Bay's 35-yard line then hauled in a 25-yard pass from Rae, but Rae's fourth-down throw to Mucker fell incomplete in the end zone.

SCORING

Los Angeles	0	6	0	3.....9
Tampa Bay	0	0	0	0.....0

Los Angeles: Corral 19 FG
Los Angeles: Corral 21 FG
Los Angeles: Corral 23 FG

TEAM STATISTICS

	TB	LA
First Downs	7	23
Total Net Yards	177	369
Total Offensive Plays	54	77
Rushes-Net Yards	26-92	53-216
Net Yards Passing	85	153
Att.-Comp.-Int.	27-5-1	23-12-0
Sacked-Yards	1-11	1-10
Punts-Avg.	8-37.1	5-37.2
Fumbles-Lost	1-0	1-1
Penalties-Yards	4-45	3-20
Time of Possession	22:11	37:49

INDIVIDUAL STATISTICS

Rushing: Los Angeles: Bryant 18-106, Tyler 28-86, McCutcheon 6-26, Ferragamo 14-2.

Tampa Bay: Bell 20-59, Mucker 1-24, Eckwood 2-5, J. Davis 2-4, Rae 1-0.

Passing: Los Angeles: Ferragamo 23-12-0, 163.

Tampa Bay: Williams 13-2-1, 12, Rae 13-2-0, 42, Eckwood 1-1-0, 42.

Receiving:

Los Angeles: Bryant 4-39, Dennard 3-56, Young 3-39, Nelson 1-15, Tyler 1-14.

Tampa Bay: Hagins 2-42, Bell 2-12, Mucker 1-42.

Interceptions:

Los Angeles: Jim Youngblood 1-10.

Sacks:

Los Angeles: Fanning 1-11.

Tampa Bay: Cotney 1-10.

Attendance:

72,033



HISTORY



1981 NFC DIVISIONAL PLAYOFF GAME

DALLAS 38, TAMPA BAY 0

TEXAS STADIUM, JANUARY 2, 1982



The Buccaneers won a thrilling showdown with Detroit in the last week of the regular season to capture the NFC Central crown but, for the second time in a row, failed to score in the resulting playoff game. Dallas ran for 212 yards and four touchdowns on 46 carries and held Tampa Bay to 222 net yards of offense in a 38-0 whitewash. Buccaneer QB Doug Williams was also sacked four times and intercepted four times as Dallas scored 28 second-half points. The first quarter, however, was scoreless as Tampa Bay repelled several Cowboy scoring chances. After an unsuccessful opening drive for the Bucs, Dallas reached Tampa Bay's 40-yard line but stalled when LBs Cecil Johnson and Andy Hawkins broke up a near completion from QB Danny White to TE Doug Cosbie on third-and-nine. Williams was intercepted by CB Dennis Thurman in Buccaneer territory a few plays later, but the Buc defense tipped away two passes and stopped RB Tony Dorsett for a four-yard loss to force a quick punt. Thurman promptly intercepted another Williams offering three plays later, giving Dallas possession at the Bucs' 47. A two-yard fourth-down run by FB Ron Springs and two third-down completions by White preserved a drive that bled into the second quarter and eventually ended in White's nine-yard scoring pass to WR Tony Hill. The Bucs appeared to be responding on their next possession when a 20-yard pass from Williams to RB James Owens sparked a drive that reached Dallas' 21. However, Tampa Bay was penalized 28 yards on second-and-six when Williams was flagged for intentional grounding while trying to avoid a strong rush from DE Ed 'Too Tall' Jones. The drive ended in a punt one play later. Dallas added a 21-yard field goal drive after a short Buccaneer punt, giving the Cowboys a 10-0 halftime advantage. That lead was quickly extended after the intermission when Dallas put together a quick 80-yard touchdown drive to open the third period. Dorsett scrambled for consecutive gains of 25 and 26 yards on short passes and RB James Jones ran six yards off right guard for the score. S Michael Downs picked off a

Williams pass later in the third quarter and returned it 21 yards to Tampa Bay's 33, setting up a Dorsett five-yard TD run. On the Bucs' next play, Williams was hit by DT John Dutton, leading to an interception by Ed Jones. James Jones converted that turnover into a five-yard touchdown run after Dorsett had zipped for 21 yards on first down. On a drive beginning in the final seconds of the third quarter, Tampa Bay made its deepest thrust into Dallas territory on the strength of a 75-yard reception by TE Jimmie Giles. Giles was pulled down at the Dallas five, but a sack and a three-yard loss by RB Jerry Eckwood led to a fourth-and-goal from the nine. Under pressure from LB Anthony Dickerson, Williams missed Giles in the end zone. Dallas scored its final touchdown on the ensuing possession, driving 90 yards in nine-and-a-half minutes before RB Timmy Newsome punched it in from one-yard out. The Bucs' last drive included a 23-yard Williams-to-Giles hookup but ended on a failed fake punt attempt.

SCORING

Tampa Bay	0	0	0	00
Dallas	0	10	21	738

Dallas: Hill 9 pass from White (Septien)
Dallas: Septien 32 FG
Dallas: Springs 1 run (Septien kick)
Dallas: Dorsett 5 run (Septien kick)
Dallas: Jones 5 run (Septien kick)
Dallas: Newsome 1 run (Septien kick)

TEAM STATISTICS

	TB	DAL
First Downs	12	27
Total Net Yards	222	345
Total Offensive Plays	57	73
Rushes-Net Yards	24-74	46-212
Net Yards Passing	148	133
Att.-Comp.-Int.	19-10-4	26-15-0
Sacked-Yards	4-39	1-10
Punts-.Avg.	5-38.4	4-30.0
Fumbles-Lost	3-0	0-0
Penalties-Yards	10-105	5-40
Time of Possession	26:51	33:09

INDIVIDUAL STATISTICS

Rushing: *Dallas:* Dorsett 16-86 (TD), Springs 15-70 (TD), J. Jones 9-32 (TD), Newhouse 4-23, Newsome 1-1 (TD), Cosbie 1-0. *Tampa Bay:* Owens 12-40, Wilder 4-23, Williams 3-9, Eckwood 4-2, Davis 1-0.

Passing: *Dallas:* D. White 26-15-0, 143, 1 TD.
Tampa Bay: Williams 29-10-4, 187.

Receiving: *Dallas:* Dorsett 4-48, DuPree 3-22, Pearson 2-21, Hill 2-18 (TD), J. Jones 2-11, Donley 1-14, Cosbie 1-5. *Tampa Bay:* Bell 3-36 (TD), Owens 3-32, Giles 2-98, Wilder 1-11, House 1-10.

Interceptions: *Dallas:* Thurman 2-50, Downs 1-21, E. Jones 1-0.

Sacks: *Dallas:* Bethea 1-17, Martin 1-9, R. White 1-4, Hegman 0.5-4.5, Lewis 0.5-4.5.

Tampa Bay: L. Selmon 1-10.

Attendance: 64,848





1982 NFC FIRST ROUND PLAYOFF GAME

DALLAS 30, TAMPA BAY 17

TEXAS STADIUM, JANUARY 9, 1983



For the second straight season, Tampa Bay's playoff road began and ended in Dallas, where they had hoped to avenge a 38-0 drubbing from the 1981 post-season. Though Tampa Bay actually led 17-16 entering the final quarter, Dallas once again moved on at the Bucs' expense, scoring twice in the fourth quarter to earn a 30-17 win. The Buccaneers were outgained in total net yards by a wide 456-218 margin and had possession of the ball for less than 20 minutes of the game, but stayed close with three takeaways, five sacks and a pair of long touchdowns. Dallas cracked the scoreboard first with a 33-yard Rafael Septien field goal in the first quarter set up by Dexter Clinkscales interception at midfield. After a Buccaneer punt, Septien hit another field goal from identical distance, this one keyed by a 26-yard pass from QB Danny White to WR Butch Johnson that had a 14-yard personal foul tacked onto the end of it. Tampa Bay took its first lead of the game in the second quarter thanks to a big play on defense. With Dallas driving well into Buccaneer territory, White fumbled on third-and-six and Tampa Bay LB Hugh Green recovered the loose ball and ran 60 yards for the only defensive touchdown in Buccaneer playoff history. Dallas promptly moved back into the Bucs' half of the field on its next possession as White again hooked up with Johnson for 23 yards and found WR Tony Hill open for a 14-yard gain. The Buccaneer defense came up with another big play, however, as S Mark Cotney redirected another White aerial and returned it 50 yards to the Dallas 27. RB James Wilder added an 11 yard run from there, but the Bucs were forced to kick a 32-yard field goal when CB Ron Fellows broke up a pass intended for WR Gerald Carter in the end zone. Dallas regained the lead before half-time by putting together a 10-play, 75-yard drive culminating in White's six-yard TD pass to RB Ron Springs. Key plays on that drive included a 21-yard catch by WR Drew Pearson and a 13-yarder by TE Doug Cosbie. The third quarter was dominated by a pair of long drives. Dallas opened the period with an 84-yard march on 17 plays that ended in Septien's 19-yard field goal. The Cowboys converted four third downs on the drive but missed the fifth when DE Lee Roy Selmon stopped RB Tony Dorsett for no gain at the one. After interceptions by Dallas' Dennis Thurman and Tampa Bay's Neal Colzie, the Bucs countered with an 80-yard touchdown drive on six plays. WR Gordon Jones got more than half of that on third-and-eight from midfield when he caught a 49-yard scoring pass, giving Tampa Bay a 17-16 lead. The Bucs then quickly got the ball back to start the fourth quarter thanks to two sacks of White, one by Selmon, but S Monty Hunter then turned in the game's pivotal play, intercepting a Williams throw intended for WR Kevin

House and returning it 19 yards for a go-ahead score. Dallas added an 81-yard drive later in the period, scoring a clinching touchdown on White's 10-yard pass to RB Timmy Newsome. Tampa Bay's offense then stalled and Dallas converted two first downs to run out the final two minutes.

SCORING

Tampa Bay	0	10	7	017
Dallas	6	7	3	1430

Dallas:	Septien 33 FG
Dallas:	Septien 33 FG
Tampa Bay:	Green 60 fumble return (Capece kick)
Tampa Bay:	Capece 32 FG
Dallas:	Springs 6 pass from White (Septien kick)
Dallas:	Septien 19 FG
Tampa Bay:	Jones 49 pass from Williams (Capece kick)
Dallas:	Hunter 19 Interception return (Septien kick)
Dallas:	Newsome 10 pass from White (Septien kick)

TEAM STATISTICS

	TB	DAL
First Downs	8	29
Total Net Yards	218	456
Total Offensive Plays	49	92
Rushes-Net Yards	21-105	42-179
Net Yards Passing	113	277
Att.-Comp.-Int.	28-8-3	45-27-2
Sacked-Yards	0-0	5-35
Punts-Avg.	6-43.5	3-40.6
Fumbles-Lost	0-0	1-1
Penalties-Yards	4-41	6-45
Time of Possession	19:47	40:13

INDIVIDUAL STATISTICS

Rushing: *Dallas:* Dorsett 26-110, Donley 1-25, Springs 7-24, Newhouse 5-15, Pearson 1-4, DuPree 1-1, D. White 1-0. *Tampa Bay:* Wilder 14-93, Carver 7-12.

Passing: *Dallas:* D. White 45-27-2, 312, 2 TDs. *Tampa Bay:* Williams 28-8-3, 113, 1 TD.

Receiving: *Dallas:* Pearson 7-95, Johnson 4-76, T. Hill 4-45, Cosbie 3-32, Springs 3-16 (TD), Dorsett 2-14, Newsome 2-14 (TD), Newhouse 1-11, Dupree 1-9. *Tampa Bay:* House 4-52, Wilder 2-5, Jones 1-49 (TD), Giles 1-7.

Interceptions: *Dallas:* Hunter 1-19 (TD), Clinkscales 1-11, Thurman 1-0. *Tampa Bay:* Cotney 1-50, Holt 1-0.

Sacks: *Dallas:* None. *Tampa Bay:* Logan 1.5-14.5, Brantley 1-6, Green 1-6, Selmon 1-6, Cannon 1-2.5.

Attendance: 65,042



HISTORY



1997 NFC WILD CARD

PLAYOFF GAME

TAMPA BAY 20, DETROIT 10

HOULIHAN'S STADIUM, DECEMBER 28, 1997



In the team's first playoff game in Tampa Bay since the 1979 season, the Buccaneers dominated Detroit early, rushing to a 20-0 third quarter lead before holding on for the 20-10 Wild Card victory. Lion RB Barry Sanders, who came into the game in possession of a 14-game streak of 100-yard rushing efforts and just the third 2,000-yard season in league history, was contained spectacularly by a swarming Buc defense, gaining just 65 yards and notching no carry longer than 15 yards. After two failed first-quarter drives for each team, the Bucs made the initial strike with a 40-yard field goal drive keyed by QB Trent Dilfer's scrambling, 23-yard completion to WR Karl Williams on third-and-one. Detroit's next drive stalled, too, but the Lions almost regained possession when Williams muffed the resulting punt. However, the ball bounced through several Detroit hands and out of bounds at the Tampa Bay 11, instead setting up the longest drive in Buccaneer playoff history. Fueled by a pair of first-round rookies — RB Warrick Dunn gained 29 yards on seven runs and catches and WR Reidel Anthony caught passes of 10 and 20 yards — the Bucs marched down to a third-and-seven at the Detroit nine-yard line. From there, Dilfer fired a laser over the middle to WR Horace Copeland in the back of the end zone. Detroit's next attempt to climb back into the game was quickly turned back when CB Anthony Parker intercepted a Scott Mitchell pass at the Lions' 39 and returned it to the 20. Three plays later, PK Michael Husted nailed his second three-pointer, this one from a Buccaneer playoff-record 42 yards out. Detroit moved into Buccaneer territory on its next possession but was stonewalled at the 45 when a fourth-and-one pass attempt fell incomplete under heavy pressure from LB Rufus Porter. The Bucs struck first again in the second

half when, after a Detroit punt, Dilfer marched his squad 53 yards for a touchdown. FB Mike Alstott began the drive with a seven-yard run then finished it with a 31-yard pinballing burst up the middle that turned into the longest carry in Buc playoff history and Tampa Bay's final touchdown. Detroit's next drive lasted 11 plays as Sanders finally got untracked for consecutive runs of 11 and 15 yards, but another fourth-down pass attempt, this one from the Buccaneers' eight-yard line, fell incomplete under significant pressure from the defensive line. The Lions did manage a field goal before the third period ended, then tacked on a touchdown with their first drive of the final quarter, marching 82 yards behind back-up QB Frank Reich. On the ensuing kickoff, a Buccaneer penalty forced Tampa Bay to start at its own five-yard line and the team quickly found itself in a third-and-five situation from the 10. Any developing thoughts of a Detroit comeback were promptly denied, however, when Dilfer hit WR Robb Thomas on a crossing pattern that turned into a 52-yard gain.

SCORING

Detroit	0	0	3	710
Tampa Bay	3	10	7	020

Tampa Bay: Husted 22 FG

Tampa Bay: Copeland 9 pass from Dilfer (Husted kick)

Tampa Bay: Husted 42 FG

Tampa Bay: Alstott 31 run

(Husted kick)

Detroit: Hanson 33 FG

Detroit: Vardell 1 run (Hanson kick)

TEAM STATISTICS

	TB	DET
First Downs	15	18
Total Net Yards	316	307
Total Offensive Plays	60	69
Rushes-Net Yards	32-141	27-109
Net Yards Passing	175	198
Att.-Comp.-Int.	26-13-1	40-21-1
Sacked-Yards	2-6	2-9
Punts-Avg.	5-40.4	4-38.0
Fumbles-Lost	2-1	1-0
Penalties-Yards	4-25	4-20
Time of Possession	31:37	28:23

INDIVIDUAL STATISTICS

Rushing: Detroit: Sanders 18-65, Mitchell 4-20,

Rivers 1-17, Reich 1-5, Vardell 2-1 (TD), Jett 1-1.

Tampa Bay: Dunn 18-72, Alstott 11-68 (TD), Anthony 1-1, Dilfer 2-0.

Passing: Detroit: Mitchell 25-10-1, 78 yards,

Reich 15-11-0, 129 yards.

Tampa Bay: Dilfer 26-13-1, 181 yards, 1 TD.

Receiving: Detroit: Morton 8-88, Sanders 5-43,

Moore 4-44, Boyd 2-11, Vardell 1-12, Sloan 1-9.

Tampa Bay: Anthony 3-62, Dunn 3-0, Thomas 2-66,

Copeland 2-14 (TD), Williams 1-23, Alstott 1-12,

Harris 1-4.

Interceptions: Detroit: Rice 1-2.

Tampa Bay: Parker 1-19.

Sacks: Detroit: Elliss 1.0, London 1.0.

Tampa Bay: Ahanotu 1.0, Jackson 1.0.

Attendance: 73,361





1997 NFC DIVISIONAL PLAYOFF GAME

GREEN BAY 21, TAMPA BAY 7
LAMBEAU FIELD, JANUARY 4, 1998



The Buccaneers trailed by just six points, 13-7, entering the final period but couldn't pull off the upset in Lambeau Field in a Divisional Playoff game as the Packers held on to a 21-7 win. Tampa Bay actually had the first scoring opportunity of the game in the opening quarter when a 51-yard drive positioned them at the Green Bay 25. However, DT Bob Kuberski blocked PK Michael Husted's 43-yard field goal attempt and the Packers took over at their own 33. That preceded a 67-yard, seven-play touchdown drive for the Pack that began with a 17-yard Brett Favre-to-TE Mark Chmura pass and ended similarly with a three-yard Favre-Chmura TD hookup. The Bucs' ensuing drive was much like the previous one, covering 50 yards and reaching the Packers' 25-yard line, thanks in large part to a 17-yard pass from QB Trent Dilfer to WR Horace Copeland on third-and-nine. This time, a potential 43-yard field goal was eschewed in favor of a fake attempt, but TE John Davis was stopped for no gain after taking a shovel pass from holder Steve Walsh. The tide seemed to turn again in the Bucs' favor two plays later when DT Warren Sapp stripped RB Dorsey Levens of the ball while making the tackle and recovered the fumble to give Tampa Bay possession at the Packers' 30. Unfortunately for the visitors, Green Bay's defense held strong, forcing another ill-fated field goal attempt, this one wasted by a botched snap. Sapp, who applied constant pressure in the Green Bay backfield all day, recording three sacks, nearly got the ball back for Tampa Bay when he got to Favre and stripped the ball again on third down, but the Packers recovered and punted away. In the half's final two minutes, Green Bay added to its lead with a pair of field goals, the second one set up by CB Tyrone Williams' interception of a Dilfer pass that went through WR Robb Thomas' hands. The Packers opened the second half with a strong drive into Buccaneer territory, but S John Lynch and CB Donnie Abraham combined to turn them away when Lynch hit Favre as he was passing and Abraham made a diving interception of the resulting errant pass. The Bucs then embarked on a 94-yard drive, the longest ever in Buccaneer playoff history, to score a touchdown and pull within six. On third-and-11 from their own five-yard line, the Bucs got out of trouble when Dilfer hit a streaking Reidel Anthony on the sideline for a 52-yard gain. Dilfer then found TE Dave Moore for a 28-yard gain over the middle, setting up FB Mike Alstott's six-yard TD run around left end. Packer RB Dorsey Levens matched that score near the beginning of the fourth quarter with a two-yard

touchdown run, finishing off a drive that had been kept alive when WR Derrick Mayes' bobbled reception on third-and-18 fell into the crook of Mayes' leg for a 22-yard gain. Favre ran the ball in himself on the two-point conversion. The Bucs' next two drives ended in failed fourth downs, including a march set up by Abraham's second interception of the day.

SCORING

Tampa Bay	0	0	7	07
Green Bay	7	6	0	821

Green Bay: Chmura 3 pass from Favre (Longwell kick)

Green Bay: Longwell 21 FG

Green Bay: Longwell 32 FG

Tampa Bay: Alstott 6 run (Husted kick)

Green Bay: Levens 2 run (Favre run)

TEAM STATISTICS

	TB	GB
First Downs	15	16
Total Net Yards	263	289
Total Offensive Plays	66	64
Rushes-Net Yards	27-90	32-118
Net Yards Passing	173	171
Att.-Comp.-Int.	37-12-2	28-15-2
Sacked-Yards	2-27	4-19
Punts-Avg.	4-42.3	5-42.6
Fumbles-Lost	2-0	3-1
Penalties-Yards	3-38	7-90
Time of Possession	27:57	32:03

INDIVIDUAL STATISTICS

Rushing: *Tampa Bay:* Dunn 18-64, Alstott 7-21 (TD), Anthony 1-5, Walsh 1-0. *Green Bay:* Levens 25-112 (TD), Henderson 2-4, Favre 5-2.

Passing: *Tampa Bay:* Dilfer 36-11-2, 200 yards, Walsh 1-1-0, 0 yards. *Green Bay:* Favre 28-15-2, 190 yards, 1 TD.

Receiving: *Tampa Bay:* Copeland 4-44, Moore 3-54, Dunn 2-34, Anthony 1-52, Thomas 1-16, Davis 1-0. *Green Bay:* Freeman 4-75, Levens 4-29, Mayes 2-37, Chmura 2-20 (TD), Henderson 2-8, Brooks 1-21.

Interceptions:

Tampa Bay: Abraham 2-0.

Green Bay: Williams 1-14, Prior 1-13.

Sacks:

Tampa Bay: Sapp 3-0,

Culpepper 1-0.

Green Bay: Butler 1-0, McKenzie 1-0.

Attendance:

60,327



HISTORY



1999 NFC DIVISIONAL PLAYOFF GAME



TAMPA BAY 14, WASHINGTON 13

RAYMOND JAMES STADIUM, JANUARY 15, 2000

The Bucs rallied from a 13-point deficit to stun the Redskins 14-13 before a delirious gathering of 65,835 at Raymond James Stadium. The win propelled the Bucs into the NFC Championship Game for the first time in two decades. Washington ushered the league's second-ranked offense into Tampa, but left with 157 total yards and no offensive TDs. After a scoreless first quarter, the Redskins struck first. Brett Conway booted a 28-yard FG, giving Washington a 3-0 lead that carried into the locker room. The Redskins then stretched their lead before many fans had returned to their seats. RB Brian Mitchell returned the second-half kickoff 100 yards for a TD. The return set an NFL postseason record and handed Washington a 10-0 lead. CB Darrell Green later picked off Shaun King, setting up Conway for a 48-yard FG. Washington led 13-0 and the natives were growing restless. But S John Lynch intercepted Redskins QB Brad Johnson late in the third quarter, igniting a fire under the Bucs' offense. King marched Tampa Bay to the Redskins 2, where FB Mike Alstott scored on a highlight-reel rumble, cutting Washington's lead to 13-7. Two series later, DE Steve White knocked the ball out of Johnson's hands. DT Warren Sapp recovered at the Redskins 32, setting up an acrobatic one-yard TD toss from King to TE John Davis. The Redskins got one more crack, but Dan Turk's errant snap on a 52-yard FG attempt with 1:17 left punched Tampa Bay's ticket to St. Louis.



SCORING

Washington	0	3	10	013
Tampa Bay	0	0	7	714

Washington: Conway 28-yd. FG

Washington: Mitchell 100-yard kickoff return (Conway kick)

Washington: Conway 48-yd. FG

Tampa Bay: Alstott 2-yd. run (Gramatica kick)

Tampa Bay: Davis 1-yd. pass from King (Gramatica kick)

TEAM STATISTICS

	WASH	TB
First Downs	10	12
3rd Down	3-14	4-16
Total Yards	157	186
Rushing Yards	46	44
Passing Yards	111	142
Punts-Avg.	8-42.1	10-41.8
Fumbles-Lost	2-1	1-0
Penalties-Yds.	4-61	2-25
Time of Possession	28:25	31:35

INDIVIDUAL STATISTICS

Rushing: *Washington:* Davis 17-37, Centers 1-7, Mitchell 1-1, Thrash 1-1, Hicks 1-0, Westbrook 1-0.

Tampa Bay: Alstott 15-24, Dunn 11-18, King 1-2.

Passing: *Washington:* Johnson 32-20-149, 0 TD, 1 INT, 23 LG. *Tampa Bay:* King 32-15-157, 1 TD, 1 INT, 30 LG.

Receiving: *Washington:* Connell 4-59, Fryar 4-30, Davis 3-26, Centers 3-8, Hicks 2-17, Mitchell 2-1, Alexander 1-4, Westbrook 1-4. *Tampa Bay:* Dunn 4-32, Alstott 3-17, Emanuel 2-47, Moore 2-32, Green 2-25, Williams 1-3, Davis 1-1.

Interceptions: *Washington:* Green 1-12.

Tampa Bay: Lynch 1-0.

Punt Returns: *Washington:* Mitchell 5-44, 15 LG, 2 FC.

Tampa Bay: Williams 1-7, 3 FC.

Kickoff Returns: *Washington:* Mitchell 1-100, Thrash 1-24, Sellers 1-1. *Tampa Bay:* Dunn 4-68, 25 LG.

Sacks: *Washington:* Stubblefield 1-10, Barber 1-5.

Tampa Bay: White 2-20, Sapp 1-8.

Attendance: 65,835



1999 NFC CHAMPIONSHIP GAME



ST. LOUIS 11, TAMPA BAY 6

TRANS WORLD DOME, JANUARY 23, 2000

Tampa Bay held the high-powered Rams in check for nearly 60 minutes, but a late TD pass enabled St. Louis to escape with an 11-6 win before 66,496 at Trans World Dome. The win propelled the Rams to their second-ever Super Bowl berth. The Bucs jumped on the board quickly. DE Steve White intercepted NFL MVP Kurt Warner on the first play of the game, setting up the Tampa Bay offense at the St. Louis 20. Martin Gramatica booted a 25-yard FG, giving the Bucs a 3-0 lead. The Rams bounced right back, marching 74 yards on 16 plays before settling for a 24-yard FG by Jeff Wilkins. St. Louis grabbed its first lead thanks to a Bucs miscue. C Tony Mayberry snapped the ball over QB Shaun King's head and King knocked the ball out of the end zone for a safety. Wilkins missed a 44-yard FG after the ensuing free kick. The Bucs marched to the Rams 41 late in the second quarter, but CB Todd Lyght picked off King to preserve the 5-3 lead at the half. Tampa Bay reclaimed the lead at the outset of the third quarter when Gramatica nailed a 23-yarder. The Rams tried to counter but LB Hardy Nickerson intercepted Warner at the Bucs 2. On the Rams' next possession, CB Brian Kelly picked off Warner. But the turnover tide turned with eight minutes left. Rams CB Dre Bly intercepted King and returned it to midfield. Six plays later, Warner finally struck gold, lofting a 30-yard TD strike to WR Ricky Proehl. The two-point attempt failed. Tampa Bay drove to the Rams 35 but stalled with 34 seconds left.

SCORING

Tampa Bay	3	0	3	06
St. Louis	3	2	0	611

Tampa Bay:	Gramatica 25-yd. FG
St. Louis:	Wilkins 24-yd. FG
St. Louis:	Safety, King out of end zone
Tampa Bay:	Gramatica 23-yd. FG
St. Louis:	Proehl 30-yd. pass from Warner (Wilkins kick)

TEAM STATISTICS

	TB	STL
First Downs	12	17
3rd Down	5-14	7-15
Total Yards	203	309
Rushing Yards	77	51
Passing Yards	126	258
Punts-Avg.	5-40.4	4-43.8
Fumbles-Lost	3-0	2-0
Penalties-Yds.	3-15	7-48
Time of Possession	26:59	33:01



INDIVIDUAL STATISTICS

Rushing: Tampa Bay: Alstott 12-39, Dunn 9-35, King 2-3. St. Louis: Faulk 17-44, Hakim 1-6, Holcombe 1-2, Warner 2(-)1.

Passing: Tampa Bay: King 29-13-163, 0 TD, 2 INT, 32 LG. St. Louis: Warner 43-26-258, 1 TD, 3 INT, 30 LG.

Receiving: Tampa Bay: Green 4-59, Dunn 4-37, Williams 2-28, Emanuel 1-22, Alstott 1-9, Moore 1-8. St. Louis: Holt 7-68, Proehl 6-100, Bruce 3-22, Faulk 3-5, Hakim 2-27, Holcombe 2-5, Williams 1-22, Robinson 1-11, Conwell 1(-)2.

Interceptions: Tampa Bay: Kelly 1-15, Nickerson 1-6, White 1-0. St. Louis: Lyght 1-19, Bly 1-9.

Punt Returns: Tampa Bay: Williams 4-45, 15 LG. St. Louis: Holt 3-25, 15 LG, 1 FC.

Kickoff Returns: Tampa Bay: Dunn 3-60, 26 LG. St. Louis: Horne 2-38, 24 LG.

Sacks: Tampa Bay: none. St. Louis: Wistrom 1-13, Clemons 1-8, Carter 1-6, Farr 1-5, Zgonina 1-5.

Attendance: 66,496



HISTORY



2000 NFC WILD CARD PLAYOFF GAME



PHILADELPHIA 21 TAMPA BAY 3

VETERANS STADIUM, DECEMBER 31, 2000

Tampa Bay remained winless on the road in the postseason (0-5) as Philadelphia dominated the Bucs in a 21-3 victory at Veterans Stadium. The Bucs struck first on a 29-yard field goal by K Martin Gramatica early in the second quarter, but the Eagles defense proved stingy for the rest of the contest. Tampa Bay mustered 199 total yards, including just 50 on the ground, and was held to 3-of-13 on third down conversions. The Philadelphia offense, led by QB Donovan McNabb, scored all the points it would need on two drives late in the first half. McNabb kept the ball on a quarterback draw for a five-yard score with 3:21 left following a fumble by Bucs QB Shaun King. King was sacked by Philadelphia DE Hugh Douglas, putting the Eagles in great field position at the Tampa Bay 15-yard line. McNabb then extended the lead to 14-3 with a five-yard scoring strike to WR Na Brown with 12 seconds remaining before intermission. After a scoreless third quarter, the Eagles put the game out of reach on McNabb's second touchdown pass of the day, a two-yarder to TE Jeff Thomason early in the final period. McNabb completed passes to 10 different players on 24-of-33 attempts for 161 yards, and also rushed for 32 yards on eight carries. Eagles RB Chris Warren aided the ground attack, gaining 82 yards on 21 carries. Bucs QB Shaun King passed for 171 yards, including six completions to WR Keyshawn Johnson for 106 yards. But the rushing game was shut down, with FB Mike Alstott totaling 42 yards and RB Warrick Dunn gaining just one yard on eight carries.

SCORING

Tampa Bay	0	3	0	0.....3
Philadelphia	0	14	0	7.....21

Tampa Bay:	Gramatica 29-yd. FG
Philadelphia:	McNabb 5-yd. run (Akers kick)
Philadelphia:	Brown 5-yd. pass from McNabb (Akers kick)
Philadelphia:	Thomason 2-yd. pass from McNabb (Akers kick)

TEAM STATISTICS

	TB	PHI
First Downs	11	20
3rd Down	3-13	9-18
Total Yards	199	277
Rushing Yards	50	126
Passing Yards	149	151
Punts-Avg.	6-40.5	5-36.6
Fumbles-Lost	2-1	1-0
Penalties-Yds.	7-62	2-20
Time of Possession	25:07	34:53

INDIVIDUAL STATISTICS

Rushing: *Tampa Bay:* Alstott 7-42, King 4-7, Dunn 8-1.
Philadelphia: Warren 21-82, McNabb 8-32, Mitchell 4-12.

Passing: *Tampa Bay:* King 31-17-171, 0 TD, 0 INT, 41 LG.
Philadelphia: McNabb 33-24-161, 2 TD, 1 INT, 25 LG.

Receiving: *Tampa Bay:* Johnson 6-106, Dunn 5-28, Alstott 2-14, Moore 2-12, Anthony 1-6, Hape 1-5.
Philadelphia: Johnson 5-47, Mitchell 5-37, Small 3-30, Lewis 3-24, Martin 2-8, Pritchett 2(-1), Brown 1-5, Pinkston 1-5, Warren 1-4, Thomason 1-2.

Interceptions: *Tampa Bay:* Abraham 1-0.
Philadelphia: None.

Punt Returns: *Tampa Bay:* Williams 2-12, 11 LG, 1 FC.
Philadelphia: Mitchell 3-38, 16 LG, 1 FC.


Kickoff Returns: *Tampa Bay:* Green 1-21, 21 LG, Williams 1-14, 14 LG, Anthony 1-7, 7 LG.
Philadelphia: Mitchell 1-24, 24 LG, Douglas 1-24, 24 LG.

Sacks: *Tampa Bay:* White 1-10, Singleton 0.5-0, Webster 0.5-0.
Philadelphia: Douglas 2-14, Caldwell 1-7, Thomas 1-1.

Attendance: 65,813.



MEMOR



RUSHING

MOST YARDS RUSHING

Season	1,544, James Wilder, 1984 1,300, James Wilder, 1985 1,263, Ricky Bell, 1979 1,207, Errict Rhett, 1995 1,171, Reggie Cobb, 1992 1,133, Warrick Dunn, 2000 1,026, Warrick Dunn, 1997 1,011, Errict Rhett, 1994
Game	219, James Wilder, at Minnesota, 11/6/83 210, Warrick Dunn, vs. Dallas, 12/3/00 192, Errict Rhett, vs. Washington, 12/4/94 172, James Wilder, vs. Green Bay, 9/30/84 167, Ricky Bell, vs. Green Bay, 10/21/79 166, James Wilder, at Chicago, 9/8/85 152, Ricky Bell, vs. N.Y. Giants, 11/18/79 146, James Wilder, at Minnesota, 11/4/84 144, Errict Rhett, at Detroit, 11/12/95 142, Ricky Bell, vs. Philadelphia, 12/29/79 (Playoff Game)

MOST RUSHING ATTEMPTS

Season	407, James Wilder, 1984 365, James Wilder, 1985 332, Errict Rhett, 1995 310, Reggie Cobb, 1992 283, Ricky Bell, 1979
Game	43, James Wilder, vs. Green Bay, 9/30/84 (OT, 39 in reg) 42, James Wilder, at Pittsburgh, 10/30/83 40, Errict Rhett, vs. Washington, 12/4/94

BEST AVERAGE PER RUSH

Season	4.6, James Wilder, 1987 (106-488) (min. 100) 4.57, Warrick Dunn, 2000 (248-1,133)
Game	10.1, Ricky Bell, vs. New Orleans, 10/14/79 (min. 10) 9.6, Warrick Dunn, vs. Dallas, 12/3/00 (22-210)

MOST TOUCHDOWNS RUSHING

Season	13, James Wilder, 1984 11, Errict Rhett, 1995 10, James Wilder, 1985
Game	3, Warrick Dunn, vs. St. Louis, 12/18/00 3, Mike Alstott, at Cincinnati, 12/27/98 3, Reggie Cobb, vs. Detroit, 11/20/91

MOST YARDS RUSHING - QUARTERBACK

Season	425, Steve Young, 1986 370, Doug Williams, 1980
Game	105, Vinny Testaverde, vs. Minnesota, 12/16/90

MOST 100-YARD RUSHING GAMES

Season	5, Warrick Dunn, 1997 5, James Wilder, 1985, 1984 5, Ricky Bell, 1979 (plus 1 in playoffs)
--------	---

PASSING

MOST YARDS PASSING

Season	3,563, Doug Williams, 1981 3,554, Steve DeBerg, 1984 3,396, Doug Williams, 1980 3,240, Vinny Testaverde, 1988
Game	486, Doug Williams, at Minnesota, 11/16/80

469, Vinny Testaverde, at Indianapolis, 10/16/88
373, Jack Thompson, at Detroit, 12/19/83
370, Vinny Testaverde, vs. Cleveland, 11/5/89
369, Vinny Testaverde, at New Orleans, 12/6/87
367, Doug Williams, vs. Chicago, 1/2/83
365, Steve DeBerg, at Miami, 10/20/85
363, Vinny Testaverde, vs. Green Bay, 9/13/92
351, Vinny Testaverde, vs. Atlanta, 12/2/90
350, Doug Williams, vs. Chicago, 12/20/80
346, Steve DeBerg, vs. Chicago, 10/6/85

MOST PASSES ATTEMPTED

Season	521, Doug Williams, 1980 509, Steve DeBerg, 1984 482, Trent Duffer, 1996
Game	56, Doug Williams, vs. Cleveland, 9/28/80 55, Doug Williams, at Minnesota, 11/16/80 54, Steve DeBerg, at Kansas City, 10/28/84 52, Vinny Testaverde, at Chicago, 11/6/88

MOST PASSES COMPLETED

Season	308, Steve DeBerg, 1984 267, Trent Duffer, 1996 258, Vinny Testaverde, 1989
Game	31, Vinny Testaverde, at Houston, 12/10/89

HIGHEST COMPLETION PERCENTAGE

Season	60.5%, Steve DeBerg, 1984 (308-509) 59.8%, Trent Duffer, 1999 (146-244)
Game	88.0%, Vinny Testaverde, vs. Green Bay, 9/13/92 (22-25) 86.2%, Steve DeBerg, at Detroit, 10/14/84 (25-29) 83.3%, Trent Duffer, vs. Denver, 5/26/99 (15-18) 81.5%, Vinny Testaverde, at Green Bay, 9/10/89 (22-27) 79.2%, Craig Erickson, vs. Indianapolis, 9/11/94 (19-24)

MOST YARDS PER ATTEMPT

Season	7.72, Vinny Testaverde, 1990 7.56, Doug Williams, 1981 7.32, Craig Erickson, 1994 7.13, Vinny Testaverde, 1992
Game	14.5, Vinny Testaverde, vs. Green Bay, 9/13/92 14.3, Gary Huff, vs. St. Louis, 12/18/77 13.0, Craig Erickson, vs. Indianapolis, 9/11/94

MOST TOUCHDOWN PASSES

Season	21, Trent Duffer, 1998 21, Trent Duffer, 1997
Game	5, Steve DeBerg, vs. Atlanta, 9/13/87 4, six times, most recently by Shaun King, vs. Minnesota, 10/29/00

MOST INTERCEPTIONS THROWN

Season	35, Vinny Testaverde, 1988
Game	7, Steve DeBerg, vs. San Fran., 9/7/86

LOWEST INTERCEPTION PERCENTAGE

Season	2.51%, Craig Erickson, 1994 (10-399) 2.54%, Steve DeBerg, 1987 (7-275)
--------	---



RECORDS

MOST CONSECUTIVE PASSES WITHOUT AN INTERCEPTION

152, Trent Difer, 10/12/97-11/30/97

HIGHEST NFL PASSING RATING

Season 85.3, Steve DeBerg, 1987
82.8, Trent Difer, 1997

MOST 300-YARD PASSING GAMES

Season 4, Vinny Testaverde, 1989 and 1988
4, Doug Williams, 1981 and 1980

MOST CONSECUTIVE COMPLETIONS

15, Steve DeBerg, vs. Minnesota, 9/14/86
14, Vinny Testaverde, over two games,
at Green Bay, 9/10/89 (9) and vs.
San Francisco, 9/17/89 (5)

MOST CONSECUTIVE PASSES WITHOUT BEING SACKED

111, Doug Williams, 11/4/79-12/2/79

MOST CONSECUTIVE GAMES THROWING A TD PASS

9, three times, most recently by Steve
DeBerg, 1984

RECEIVING

MOST PASS RECEPTIONS

Season 86, Mark Carrier, 1989
85, James Wilder, 1984
76, Kevin House, 1984
Game 13, James Wilder, vs. Minnesota, 9/15/85
**11, five times, most recently by Jacquez
Green, at Minnesota, 10/9/00**
**10, seven times, most recently by Jacquez
Green, at Chicago, 1/2/00**

MOST YARDS RECEIVING

Season 1,422, Mark Carrier, 1989
1,176, Kevin House, 1981
1,040, Bruce Hill, 1988
1,005, Kevin House, 1984
970, Mark Carrier, 1988
Game 212, Mark Carrier, at New Orleans, 12/6/87
178, Kevin House, at Oakland, 10/18/81
176, Charles Wilson, vs. L.A. Rams, 12/11/94
166, Gerald Carter, at San Francisco,
11/18/84
166, Morris Owens, at Seattle, 10/16/77
164, Mark Carrier, at Chicago, 11/19/89
164, Jacquez Green, vs. Kansas City,
11/14/99
162, Bruce Hill, at Indianapolis, 10/16/88
157, Bruce Hill, vs. Philadelphia, 9/4/88
156, Kevin House, at San Francisco, 12/4/83

MOST TOUCHDOWNS RECEIVING

Season 9, Mark Carrier, 1989
9, Bruce Hill, 1988
9, Kevin House, 1981
Game 4, Jimmie Giles, at Miami, 10/20/85

MOST RECEPTIONS, RUNNING BACK

Season 85, James Wilder, 1984
Game 13, James Wilder, vs. Minnesota, 9/15/85

MOST YARDS RECEIVING, RUNNING BACK

Season 685, James Wilder, 1984
Game 126, James Wilder, vs. Cincinnati, 9/25/83

MOST RECEPTIONS, TIGHT END

Season 62, Jackie Harris, 1995
Game 10, Jackie Harris, at Green Bay, 11/26/95

MOST YARDS RECEIVING, TIGHT END

Season 786, Jimmie Giles, 1981
Game 143, Calvin Magee, at Chicago, 12/7/86
134, Jimmie Giles, vs. St. Louis, 11/10/85

BEST AVERAGE PER RECEPTION

Season 22.1, Kevin House, 1980 (24-531)
21.1, Horace Copeland, 1993 (30-633)

LONGEST RECEPTION, RUNNING BACK

74, Gary Anderson, vs. Green Bay, 10/14/90

LONGEST RECEPTION, TIGHT END

81 (TD), Tjji Armstrong, vs. L.A. Rams,
12/6/92
81 (TD), Jimmie Giles, vs. Chicago, 11/1/81

MOST 100-YARD RECEIVING GAMES

Season 9, Mark Carrier, 1989

INDIVIDUAL RECORDS/DEFENSE

MOST TACKLES

Season 214, Hardy Nickerson, 1993
194, Hardy Nickerson, 1997
189, Derrick Brooks, 1998
182, Derrick Brooks, 1997
180, Derrick Brooks, 1999
Game 22, Derrick Brooks, vs. Buffalo, 11/26/00
22, Hardy Nickerson, at Chicago, 11/23/97
21, Broderick Thomas, vs. Philadelphia,
10/6/91
20, Derrick Brooks, vs. Carolina, 10/18/98
20, Hardy Nickerson, vs. Minnesota,
10/26/97

MOST QUARTERBACK SACKS

Season 16.5, Warren Sapp, 2000
13, Marcus Jones, 2000
13, Lee Roy Selmon, 1977
12.5, Warren Sapp, 1999
11, Broderick Thomas, 1991
11, Lee Roy Selmon, 1983
11, Lee Roy Selmon, 1979
11, Lee Roy Selmon, 1978
Game 4, Marcus Jones, vs. Detroit, 10/19/00

MOST PASS INTERCEPTIONS

Season 9, Cedric Brown, 1981
7, Donnie Abraham, 1999, 2000
7, Wayne Haddix, 1990
7, Jeremiah Castille, 1985
Game 2, **41 times, most recently by Donnie
Abraham, vs. Atlanta, 11/5/00**

MOST YARDS, INTERCEPTIONS RETURNED

Season 231, Wayne Haddix, 1990
215, Cedric Brown, 1981
Game 131, Cedric Brown, vs. Green Bay, 11/22/81

MOST INTERCEPTIONS FOR TOUCHDOWNS

Season 3, Wayne Haddix, 1990

LONGEST FUMBLE RETURN

80 (TD), Cedric Brown (lateral from Danny Reece), at Houston, 10/19/80

LONGEST NON-SCORING FUMBLE RETURN

38, Donald Anderson, at New Orleans, 12/6/87

MOST FUMBLES CAUSED

Season 7, Broderick Thomas, 1991
7, Wally Chambers, 1979

MOST FUMBLES RECOVERED

Season 5, Bill Kollar, 1979

INDIVIDUAL RECORDS/ SPECIAL TEAMS

MOST PUNTS

Season 100, Dave Green, 1978
98, Dave Green, 1977
Game 11, five times, most recently by Mark Royals,
at Green Bay, 12/24/00

BEST GROSS PUNTING AVERAGE

Season 43.13, Mark Royals, 1999
43.07, Tommy Barnhardt, 1996
42.8, Reggie Roby, 1995
Game 50.4, Reggie Roby, at Carolina, 10/1/95
(min. 4) 49.9, Mark Royals, vs. N.Y. Jets, 9/24/00
49.4, Tommy Barnhardt, vs. Ariz., 9/28/97
48.5, Dave Green, at L.A. Rams, 11/5/78

BEST NET PUNTING AVERAGE

Season 37.8, Tommy Barnhardt, 1996
37.4, Mark Royals, 1999

MOST PUNTS INSIDE THE 20

Season 24, Dan Stryzinski, 1993
23, Mark Royals, 1999

MOST FAIR CATCHES FORCED

42, Dan Stryzinski, 1994

MOST PUNT RETURNS

Season 70, Danny Reece, 1979 (NFL Record)
57, Danny Reece, 1980
Game 8, Danny Reece, vs. Detroit, 9/1/79

MOST YARDS PUNTS RETURNED

Season 597, Karl Williams, 1997
453, Jacques Green, 1998
Game 116, Karl Williams, vs. Chicago, 12/21/97
109, Karl Williams, at Minnesota, 12/15/96

BEST AVERAGE, PUNT RETURNS

Season 21.1, Karl Williams, 1996
(min. 10)

MOST KICKOFF RETURNS

Season 58, Bobby Joe Edmonds, 1995
48, Phil Freeman, 1985
Game 8, Vernon Turner, vs. Minnesota, 10/30/94

MOST YARDS KICKOFFS RETURNED

Season 1,147, Bobby Joe Edmonds, 1995
1,118, Reidel Anthony, 1998
Game 242, Vernon Turner, vs. Minnesota, 10/30/94

BEST AVERAGE, KICKOFF RETURNS

Season 27.4, Karl Williams, 1996
(min. 10)

MOST SPECIAL TEAMS TACKLES

Season 31, Shelton Quarles, 1999
Game 5, Sam Anno, vs. Minnesota, 12/16/90
5, Shelton Quarles, vs. Minnesota, 12/6/99

LONGEST BLOCKED RETURNS

Field Goal 79 (TD), Mike Washington, vs. Atlanta,
9/24/78
Punt 33 (TD), Ricky Reynolds, at Washington,
10/22/89

TEAM RECORDS/OFFENSE

SCORING

MOST POINTS SCORED

Season 388, 2000
335, 1984
320, 1989
Game 48, vs. Atlanta, 9/13/87
42, vs. Chicago, 10/8/89
41, vs. Minnesota, 10/29/00
41, vs. Chicago, 9/10/00
41, vs. N.Y. Jets, 12/16/84

MOST TOUCHDOWNS

Season 43, 2000
40, 1984
38, 1997
38, 1981
Game 7, vs. Atlanta, 9/13/87
6, vs. Chicago, 10/8/89

MOST RUSHING TOUCHDOWNS

Season 19, 1995
18, 2000
Game 3, 12 times, most recently vs. St. Louis,
12/18/00

MOST PASSING TOUCHDOWNS

Season 23, 1989
22, 1987, 1985 and 1984
Game 5, vs. Atlanta, 9/13/87
4, seven times, most recently vs.
Minnesota, 10/29/00

MOST RETURN TOUCHDOWNS

Season 7, 2000
5, 1981
Game 3, at New Orleans, 12/11/77

MOST FIELD GOALS

Season 28, 2000
27, 1999
Game 4, 10 times, most recently vs. Detroit,
10/19/00

MOST FIELD GOALS ATTEMPTED

Season 35, 1994
34, 2000
Game 6, vs. Cincinnati, 10/8/95



RECORDS

LARGEST MARGIN OF VICTORY

Season +119, 2000 (388-269)
Game +41, vs. Chicago, 9/10/00 (41-0)
+38, vs. Atlanta, 9/13/87 (48-10)
+35, at Cincinnati, 12/27/98 (35-0)

LARGEST MARGIN OF VICTORY, ROAD

Game +35, at Cincinnati, 12/27/98 (35-0)

TOTAL YARDS

MOST YARDS, TOTAL OFFENSE

Season 5,321, 1984
5,160, 1981
5,061, 1988
Game 573, at Minnesota, 11/16/80
483, at Indianapolis, 10/16/88
476, at Miami, 10/20/85
475, at Cincinnati, 10/29/89
464, vs. Washington, 12/4/94

MOST PLAYS

Season 1,091, 1984
1,055, 1979
1,031, 1980
Game 91, vs. Green Bay, 9/30/84
(OT, 79 in regulation)
87, at Kansas City, 10/28/84
86, vs. Indianapolis, 10/4/92

BEST AVERAGE GAIN PER PLAY

Season 5.43, 1981
5.07, 1988
Game 8.43, vs. Minnesota, 10/29/00
8.35, at Miami, 10/20/85
8.2, at Indianapolis, 10/16/88

BEST TIME OF POSSESSION

Game 48:09, vs. Oakland, 11/10/96
(OT, 37:09 in regulation)
42:14, vs. Washington, 12/4/94
41:21, vs. Detroit, 11/24/85
(OT, 31:40 in regulation)

FIRST DOWNS

MOST FIRST DOWNS

Season 344, 1984
295, 1988
Game 30, vs. Atlanta, 9/13/87
28, four times, most recently vs. Washington,
12/4/94

MOST RUSHING FIRST DOWNS

Season 114, 1984
111, 1978, 1998 and 2000
Game 16, at Cincinnati, 12/27/98
16, vs. Washington, 12/4/94
16, vs. Detroit, 9/16/84

MOST PASSING FIRST DOWNS

Season 209, 1984
174, 1989
Game 20, vs. Atlanta, 9/13/87
20, vs. Cleveland, 9/28/80

MOST PENALTY FIRST DOWNS

Season 34, 1985
33, 1987
Game 6, vs. Kansas City, 9/5/93
5, five times, most recently vs. Miami,
9/21/97

BEST THIRD DOWN EFFICIENCY

Season 42.9%, 1984
41.3%, 1989
Game 87.5%, vs. Atlanta, 9/13/87 (14-16)

RUSHING

MOST RUSHING ATTEMPTS

Season 609, 1979
549, 1978
Game 62, vs. Kansas City, 12/16/79
55, vs. Philadelphia, 12/29/79 (Playoff Game)
55, vs. Green Bay, 10/21/79

MOST YARDS RUSHING

Season 2,437, 1979
2,148, 1998
Game 250, vs. Dallas, 12/3/00
246, vs. Minnesota, 11/1/98
244, vs. N.Y. Giants, 11/2/80
235, at Green Bay, 9/16/79
229, at Detroit, 9/21/86
229, vs. Detroit, 9/1/79

BEST AVERAGE PER RUSH

Season 4.22, 2000
4.11, 1998
4.09, 1986
4.04, 1997
4.00, 1979
Game 9.00, vs. Detroit, 12/23/95 (16-144)
6.44, vs. New Orleans, 10/14/79 (25-161)

PASSING

MOST PASSES ATTEMPTED

Season 570, 1989
563, 1984
Game 56, at Minnesota, 11/16/80
56, vs. Cleveland, 9/28/80

MOST PASSES COMPLETED

Season 334, 1984
302, 1989
Game 33, vs. Minnesota, 11/8/92
31, at Houston, 12/10/89

BEST COMPLETION PERCENTAGE

Season 60.0%, 1999
59.3%, 1984
Game 86.2%, at Detroit, 10/14/84 (25-29)
84.6%, vs. Green Bay, 9/13/92 (22-26)
81.5%, at Green Bay, 9/10/89 (22-27)
80.0%, at New Orleans, 12/11/77 (8-10)

MOST NET YARDS PASSING

Season 3,545, 1984
3,429, 1981
Game 486, at Minnesota, 11/16/80
444, at Indianapolis, 10/16/88
365, at Miami, 10/20/85
352, at New Orleans, 12/6/87

BEST AVERAGE PER PASS PLAY

Season	7.00, 1994 6.97, 1981
Game	14.3, vs. St. Louis, 12/18/77 11.2, at Detroit, 9/9/90

MOST PASSES INTERCEPTED

Season	35, 1988 25, 1993
Game	7, vs. San Francisco, 9/7/86

FEWEST PASSES INTERCEPTED

Season	11, 1982 (9 games) 12, 1997
--------	--------------------------------

FEWEST TIMES BUC PASSER SACKED

Season	11, 1982 (9 games) 12, 1979
--------	--------------------------------

MOST TIMES BUC PASSER SACKED

Season	56, 1985, 1991 and 1995
Game	10, vs. Washington, 10/9/77 9, at L.A. Rams, 11/5/78

FUMBLES

MOST FUMBLES

Season	39, 1983
Game	8, at N.Y. Jets, 12/12/82

FEWEST FUMBLES

Season	16, 2000
--------	----------

FEWEST FUMBLES LOST

Season	7, 1994
--------	---------

PENALTIES

MOST PENALTIES:

Season	118, 1984
Game	20, vs. Seattle, 10/17/76

FEWEST PENALTIES:

Season	38, 1982 (9 games) 75, 1999
Game	0, at Detroit, 12/18/83

MOST YARDS PENALIZED

Season	905, 1979
Game	190, vs. Seattle, 10/17/76

FEWEST YARDS PENALIZED

Season	297, 1982 (9 games) 660, 1997
Game	0, at Detroit, 12/18/83

TEAM RECORDS/DEFENSE

TOTAL DEFENSE

FEWEST TOTAL YARDS ALLOWED

Season	3,926, 1977 (14 games) 3,949, 1979
Game	80, vs. Kansas City, 12/16/79 107, vs. N.Y. Giants, 9/12/99 128, at Cincinnati, 9/7/80 135, vs. N.Y. Giants, 10/4/98 151, vs. Philadelphia, 9/19/99

FEWEST TOTAL POINTS ALLOWED

Season	223, 1977 (15.9 per game, 14 games) 235, 1999 (16 games, 14.7 per game)
Game	0, vs. Chicago, 9/10/00 (41-0) 0, at Cincinnati, 12/27/98 (35-0) 0, vs. St. Louis, 11/10/85 (16-0) 0, vs. Kansas City, 12/16/79 (3-0) 3, 10 times, most recently at Seattle, 11/28/99

FEWEST FIRST DOWNS ALLOWED

Season	228, 1999 241, 1977 (14 games)
Game	4, vs. N.Y. Giants, 9/12/99 and vs. Kansas City, 12/16/79 7, vs. Washington, 12/4/94

FEWEST RUSHING FIRST DOWNS ALLOWED

Season	75, 1998, 1999
Game	0, at Detroit, 9/17/00 0, vs. Washington, 12/4/94

FEWEST PASSING FIRST DOWNS ALLOWED

Season	106, 1977 (14 games) 109, 1978
Game	0, vs. New England, 12/12/76

FEWEST PLAYS ALLOWED

Season	925, 1998 933, 1976 (14 games)
Game	38, vs. Kansas City, 12/16/79 40, vs. Washington, 12/4/94

LOWEST OPPONENT THIRD DOWN PERCENTAGE

Season	31.7%, 1998
Game	0.0%, at Chicago, 1/2/00 (0-12)

MOST TURNOVERS FORCED

Season	46, 1981 (32 int, 14 fum) 43, 1978 (29 int, 14 fum)
Game	8, vs. Minnesota, 12/16/90 (5 int, 3 fum)

RUSHING DEFENSE

FEWEST YARDS ALLOWED

Season	1,408, 1999 1,551, 1988
Game	10, vs. Washington, 12/4/94 12, vs. Green Bay, 12/26/99 17, at Detroit, 9/17/00 17, at L.A. Raiders, 12/19/93

FEWEST RUSHES ALLOWED

Season	361, 1999
Game	10, at Detroit, 9/17/00 12, at Detroit, 9/7/97 12, vs. Green Bay, 12/26/99

LOWEST AVERAGE PER RUSH

Season	3.24, 1988 3.44, 1978
Game	0.74, at L.A. Raiders, 12/19/93 0.83, vs. Washington, 12/4/94



RECORDS

PASSING DEFENSE

FEWEST NET YARDS ALLOWED

Season 1,895, 1977 (14 games)
2,076, 1979
Game 16, at Cincinnati, 9/7/80

FEWEST ATTEMPTS ALLOWED

Season 321, 1976 (14 games)
337, 1977 (14 games)
419, 1978
Game 7, at Chicago, 11/26/78

FEWEST COMPLETIONS ALLOWED

Season 180, 1976 (14 games)
190, 1977 (14 games)
241, 1978
Game 4, at Chicago, 11/26/78
4, vs. New England, 12/12/76

LOWEST PCT. OF COMPLETIONS ALLOWED

Season 52.7%, 1999
55.8%, 1990
Game 28.6%, at Cincinnati, 9/7/80 (6-21)
28.6%, vs. New England, 12/12/76 (4-14)

MOST PASSES INTERCEPTED

Season 32, 1981 (648 yards returned)
29, 1978
Game 6, at New Orleans, 12/11/77
5, five times, most recently at Seattle,
11/28/99

MOST TIMES PASSERS SACKED

Season 55, 2000
44, 1997
43, 1999
42, 1983
Game 10, at Baltimore, 9/9/79
9, at Philadelphia, 9/19/99
8, vs. Green Bay, 12/7/98

MOST YARDS PASSERS SACKED

Season 332, 2000
331, 1997
Game 75, vs. N.Y. Giants, 11/18/79 (5)

PENALTIES

MOST OPPONENT PENALTIES

Season 136, 1984
Game 16, vs. Chicago, 10/21/84

MOST YARDS OPPONENT PENALIZED

Season 1,078, 1984
Game 160, at Denver, 11/7/76

FEWEST PENALTY FIRST DOWNS ALLOWED

Season 9, 1999

FUMBLES

MOST FUMBLES FORCED

Season 45, 1979
43, 1983
Game 8, vs. Green Bay, 12/7/98

MOST FUMBLES RECOVERED

Season 24, 1979
22, 1976
Game 4, at Pittsburgh, 10/30/83

TEAM RECORDS/SPECIAL TEAMS

MOST PUNTS

Season 102, 1978
96, 1983
Game 11, five times, most recently at Green Bay,
12/24/00

FEWEST PUNTS

Season 68, 1988
68, 1984
Game 0, vs. Minnesota, 10/29/00
0, vs. Minnesota, 11/1/98
0, vs. Miami, 9/21/97
0, at Green Bay, 11/22/81

BEST GROSS PUNTING AVERAGE

Season 43.1, 1999
Game 50.4, at Carolina, 10/1/95 (min. 4)

BEST NET PUNTING AVERAGE

Season 37.8, 1996

MOST PUNT RETURNS

Season 70, 1979
Game 8, vs. Detroit, 9/1/79

MOST PUNT RETURN YARDAGE

Season 645, 1997
Game 116, vs. Chicago, 12/21/97
109, at Minnesota, 12/15/96

BEST PUNT RETURN AVERAGE

Season 13.6, 1998

MOST KICKOFF RETURNS

Season 80, 1985
Game 9, vs. Minnesota, 10/30/94
9, at N.Y. Jets, 11/17/85

MOST KICKOFF RETURN YARDAGE

Season 1,622, 1985
1,422, 1994
Game 265, vs. Minnesota, 10/30/94

BEST KICKOFF RETURN AVERAGE

Season 23.7, 1998

MOST PUNTS FORCED

Season 104, 1979
97, 1978
Game 10, at Washington, 10/1/00
10, at Detroit, 9/8/96
10, vs. Chicago, 12/2/79

LOWEST GROSS OPPONENT PUNTING AVERAGE

Season 37.6, 1977 (14 games)
Game 25.5, at Pittsburgh, 12/5/76

LOWEST PUNT RETURN AVERAGE ALLOWED

Season 5.3, 1992

LOWEST KICKOFF RETURN AVERAGE ALLOWED

Season 17.6, 1999

FEWEST TOTAL PUNT RETURN YARDS ALLOWED

Season 103, 1994

OPPONENT RECORDS/ INDIVIDUAL

SCORING

MOST TOUCHDOWNS (also Most Points, 24)

- 4, Marshall Faulk, St. Louis, 12/18/00
- 4, Jerry Rice, San Francisco, 11/14/93
- 4, Sterling Sharpe, Green Bay, 10/24/93
- 3, 13 times, most recently by James Stewart, Detroit, 10/19/00

MOST POINTS PLACEKICKING

- 18, Fuad Reveiz, Minnesota, 10/30/94
(5 FGs, 3 PAT)

MOST FIELD GOALS

- 5, Fuad Reveiz, Minnesota, 10/30/94
- 5, Eric Schubert, N.Y. Giants, 11/3/85

LONGEST FIELD GOAL

- 55, Kevin Bulter, Chicago, 12/12/93
- 53, four times, most recently by John Kasay, Carolina, 10/11/98

LONGEST FIELD GOAL ATTEMPTED

- 63, Ray Wersching, San Francisco, 10/26/80

RUSHING

MOST YARDS RUSHING

- 237, Barry Sanders, Detroit, 11/13/94
- 215, Barry Sanders, Detroit, 10/12/97
- 207, Eric Dickerson, L.A. Rams, 10/5/86
- 203, Earl Campbell, Houston, 10/19/80
- 196, Eric Dickerson, Indianapolis, 12/27/87
- 191, Eric Dickerson, L.A. Rams, 11/25/84
- 187, Barry Sanders, Detroit, 11/7/93
- 172, Rueben Mayes, New Orleans, 10/19/86
- 166, Barry Sanders, Detroit, 10/2/94
- 160, Barry Sanders, Detroit 9/29/91

MOST RUSHING ATTEMPTS

- 35, Heath Sherman, Philadelphia, 10/6/91
- 34, John Riggins, Washington, 9/19/82
- 33, five times, most recently by Raymont Harris, Chicago, 11/23/97

LONGEST RUN

- 85, Barry Sanders, Detroit, 10/2/94
- 82, (TD), Barry Sanders, Detroit, 10/12/97
- 80, (TD), Barry Sanders, Detroit, 10/12/97
- 78, (TD), Reggie Brooks, Washington, 12/5/93
- 75, Napoleon Kaufman, Oakland, 12/19/99
- 75, (TD), Horace King, Detroit, 11/12/78
- 71, (TD), Steve McNair, Tennessee, 11/8/98
- 71, (TD), Herschel Walker, Minnesota, 12/8/91
- 70, (TD), Fred Taylor, Jacksonville, 11/15/98
- 69, Barry Sanders, Detroit, 11/13/94
- 69, (TD), Barry Sanders, Detroit, 9/29/91

PASSING

MOST YARDS PASSING

- 418, Lynn Dickey, Green Bay, 10/12/80
(OT, 336 in reg.)
- 390, Brett Favre, Green Bay, 10/10/99
- 386, Tommy Kramer, Minnesota, 10/7/84
- 377, Danny White, Dallas, 10/9/83
(OT, 337 in reg.)
- 374, Wade Wilson, Minnesota, 12/16/90

MOST PASSES ATTEMPTED

- 62, Steve Dils, Minnesota, 9/5/81
- 53, Daunte Culpepper, Minnesota, 10/29/00
- 53, Don Majkowski, Green Bay, 12/3/89

MOST PASSES COMPLETED

- 37, Steve Dils, Minnesota, 9/5/81
- 35, Lynn Dickey, Green Bay, 10/12/80
(OT, 25 in reg.)

BEST COMPLETION PERCENTAGE (min. 15 attempts)

- 84.0%, Randall Cunningham, Minnesota, 11/1/98 (21-25)
- 82.6%, Joe Montana, San Francisco, 11/18/84 (19-23)
- 81.8%, Bernie Kosar, Cleveland, 11/5/89
Rick Neuheisel, San Diego, 10/11/87
(both 18-22)

MOST TOUCHDOWN PASSES

- 5, Wade Wilson, Atlanta, 12/13/92
- 5, Boomer Esiason, Cincinnati, 10/29/89
- 5, Ken O'Brien, N.Y. Jets, 11/17/85

LONGEST PASS

- 91, (TD), Scott Mitchell—Brett Perriman, Detroit, 12/23/95
- 83, (TD), Jim Harbaugh—Anthony Morgan, Chicago, 10/18/92
- 81, (TD), Heath Shuler—Desmond Howard, Washington, 12/4/94
- 80, (TD), Danny White—Ron Springs, Dallas, 10/9/83
- 79, Scott Mitchell—Herman Moore, Detroit, 10/12/97
- 79, (TD), Bobby Brister—Louis Lipps, Pittsburgh, 12/24/89

MOST PASSES INTERCEPTED

- 5, Don Majkowski, Green Bay, 10/14/90
John Kitna, Seattle, 11/28/99
- 4, six times, most recently by Jay Fiedler, Miami, 12/10/00

RECEIVING

MOST PASS RECEPTIONS

- 13, William Andrews, Atlanta, 12/6/81
- 12, Ted Brown, Minnesota, 9/5/81

MOST PASS RECEPTIONS - WIDE RECEIVERS

- 11, Andre Rison, Atlanta, 10/31/93
- 10, five times, most recently by Herman Moore, Detroit, 12/23/95

MOST PASS RECEPTIONS - TIGHT ENDS

- 10, Pete Mitchell, Jacksonville, 11/19/95

MOST YARDS RECEIVING

- 172, Jerry Rice, San Francisco, 11/14/93
- 169, Sterling Sharpe, Green Bay, 12/3/89
- 165, Torry Holt, St. Louis, 12/18/00
- 162, Hassan Jones, Minnesota, 12/16/90
- 161, Pete Mitchell, Jacksonville, 11/19/95

MOST YARDS RECEIVING - RUNNING BACK

- 128, Eddie Lee Ivey, Green Bay, 10/12/80



RECORDS

MOST YARDS RECEIVING - TIGHT END

161, Pete Mitchell, Jacksonville, 11/19/95

MOST TOUCHDOWN RECEPTIONS

4, Jerry Rice, San Francisco, 11/14/93
4, Sterling Sharpe, Green Bay, 10/24/93

DEFENSE

MOST INTERCEPTIONS

2, 46 times, most recently by Dexter McCleon, St. Louis, 12/18/00

LONGEST INTERCEPTION RETURN

98, (TD), Bennie Blades, Detroit, 9/29/96
92, (TD), Andre Collins, Washington, 12/4/94

LONGEST FUMBLE RETURN

68, George Cumby, Green Bay, 10/11/81

SPECIAL TEAMS

MOST PUNTS

12, Brad Maynard, N.Y. Giants, 9/12/99
10, Tommy Barnhardt, Washington, 10/1/00
10, Mark Royals, Detroit, 9/8/96
10, Bob Parsons, Chicago, 12/2/79

BEST PUNTING AVERAGE

56.0, Reggie Roby, Washington, 12/4/94
54.0, Maury Buford, Chicago, 10/6/85

LONGEST PUNT

71, Craig Hentrich, Tennessee, 11/8/98
69, Maury Buford, Chicago, 10/6/85

MOST PUNT RETURNS

11, Eddie Brown, Washington, 10/9/77
(NFL Record)

MOST YARDS, PUNT RETURNS

145, Vai Sikahema, St. Louis, 12/21/86
130, Mel Gray, New Orleans, 12/6/87
129, Phillip Epps, Green Bay, 10/2/83

LONGEST PUNT RETURN

93, (TD), Glyn Milburn, Chicago, 9/20/98
90, (TD), Phillip Epps, Green Bay, 10/2/83
88, (TD), Jeff Fisher, Chicago, 9/20/81
80, Mel Gray, New Orleans, 12/6/87
71, (TD), Vai Sikahema, St. Louis, 12/21/86

MOST KICKOFF RETURNS

6, seven times, most recently by Troy Walters, Minnesota, 10/29/00

MOST YARDS, KICKOFF RETURNS

176, Eddie Payton, Minnesota, 11/16/80

LONGEST KICKOFF RETURN

105, (TD), Terry Fair, Detroit, 9/28/98
101, (TD), Leon Johnson, N.Y. Jets, 12/14/97
91, (TD), Ray Williams, Detroit, 12/14/80

OPPONENT RECORDS/TEAM

SCORING

MOST POINTS, GAME

62, at N.Y. Jets, 11/17/85

MOST POINTS, HOME GAME

49, vs. Minnesota, 10/23/88

MOST POINTS, HALF

49, at Green Bay, 10/2/83 (1st)
42, vs. New Orleans, 10/14/79 (2nd)

MOST POINTS, QUARTER

35, at Green Bay, 10/2/83 (2nd)
33, at Atlanta, 11/17/91 (2nd)

OTHER QUARTER HIGHS

1st 21, vs. Philadelphia, 9/4/88
3rd 21, six times, most recently at Oakland, 12/19/99
4th 28, at St. Louis, 11/8/87

LARGEST MARGIN OF VICTORY

45, at Oakland, 12/19/99

TOUCHDOWNS

MOST TOUCHDOWNS, GAME

8, at Cincinnati, 10/29/89
8, at N.Y. Jets, 11/17/85

MOST TOUCHDOWNS, RUSHING

5, at San Francisco, 12/4/83
5, vs. New Orleans, 10/14/79

MOST TOUCHDOWNS, PASSING

6, at Cincinnati, 10/29/89

MOST TOUCHDOWNS, RETURNS

3, at N.Y. Jets, 12/14/97
3, at Green Bay, 10/2/83
3, at Denver, 11/7/76

TOTAL OFFENSE

MOST YARDS, GAME

581, at N.Y. Jets, 11/17/85
569, vs. Green Bay, 10/12/80 (OT, 476 in reg.)
543, vs. Minnesota, 10/7/84
519, at Green Bay, 10/2/83

MOST PLAYS

99, vs. Green Bay, 10/12/80 (OT, 82 in reg.)
92, at Dallas, 1/9/83 (Playoff)
92, vs. Minnesota, 9/5/81

BEST GAIN PER PLAY

7.84, vs. Detroit, 10/12/97

MOST FIRST DOWNS

35, at N.Y. Jets, 11/17/85

MOST FIRST DOWNS, RUSHING

18, at San Francisco, 12/4/83

MOST FIRST DOWNS, PASSING

21, vs. Minnesota, 9/5/81
21, vs. Green Bay, 10/12/80 (OT, 17 in reg.)

RUSHING

MOST RUSHING ATTEMPTS

60, at Chicago, 11/26/78

MOST YARDS RUSHING

299, vs. L.A. Rams, 11/25/84
296, vs. Minnesota, 12/8/91
273, vs. Chicago, 11/20/83
265, at New Orleans, 10/19/86

BEST AVERAGE PER RUSH

8.2, vs. Detroit, 10/2/94

PASSING

MOST PASSES ATTEMPTED

63, vs. Minnesota, 9/5/81
 53, vs. Minnesota, 10/29/00
 53, vs. Green Bay, 12/3/89

MOST PASSES COMPLETED

37, vs. Minnesota, 9/5/81
 35, vs. Green Bay, 10/12/80 (OT, 25 in reg.)

MOST YARDS PASSING

415, vs. Green Bay, 10/12/80 (OT, 333 in reg.)
 379, at N.Y. Jets, 11/17/85
 377, vs. Minnesota, 12/16/90
 374, vs. Minnesota, 10/7/84
 355, at Green Bay, 10/2/83
 354, at Green Bay, 10/10/99

BEST COMPLETION PERCENTAGE

84.0%, vs. Minnesota, 11/1/98 (21-25)

SPECIAL TEAMS

MOST PUNTS

12, vs. N.Y. Giants, 9/12/99
 10, at Washington, 10/1/00
 10, at Detroit, 9/8/96
 10, vs. Chicago, 12/2/79

FEWEST PUNTS

1, five times, most recently at Minnesota,
 10/29/00

BEST GROSS PUNTING AVG. (min. 4)

56.0, vs. Washington, 12/4/94

MOST PUNT RETURNS

11, vs. Washington, 10/9/77

MOST YARDS PUNTS RETURNED

145, at St. Louis, 12/21/86

MOST KICKOFF RETURNS

7, three times, most recently vs. Green Bay,
 9/30/84

MOST YARDS KICKOFFS RETURNED

179, vs. N.Y. Giants, 11/18/79

PENALTIES

MOST PENALTIES

16, vs. Chicago, 10/21/84

MOST YARDS PENALIZED

160, at Denver, 11/7/76

FEWEST YARDS PENALIZED

0, at Green Bay, 11/25/90

TWO-TEAM RECORDS

MOST POINTS

90, N.Y. Jets 62, Tampa Bay 28, 11/17/85
 79, Cincinnati 56, Tampa Bay 23, 10/29/89
 79, Miami 41, Tampa Bay 38, 10/20/85

FEWEST POINTS

3, Tampa Bay 3, Kansas City 0, 12/16/79
 9, L.A. Rams 9, Tampa Bay 0, 1/6/80
 (NFC Championship)
 9, San Francisco 6, Tampa Bay 3, 12/10/78
 9, Tampa Bay 6, Chicago 3, 10/24/99

MOST YARDS GAINED

1,023, Tampa Bay 573, Minnesota 450,
 11/16/80
 957, Cincinnati 482, Tampa Bay 475,
 10/29/89

MOST RUSHING YARDS

425, L.A. Rams 251, Tampa Bay 174,
 10/5/86 (OT, 386 in reg.)
 424, Atlanta 249, Tampa Bay 175, 9/28/86
 (OT, 357 in reg.)
 414, Indianapolis 257, Tampa Bay 157,
 12/15/85

MOST YARDS PASSING

812, Tampa Bay 486, Minnesota 326,
 11/16/80
 684, Tampa Bay 444, Indianapolis 240,
 10/16/88

MOST PASSES ATTEMPTED

100, Tampa Bay 54, Kansas City 46,
 10/28/84
 96, Tampa Bay 56, Minnesota 40, 11/16/80

MOST PASSES COMPLETED

57, Minnesota 33, Tampa Bay 24, 10/15/95

MOST INTERCEPTIONS THROWN

8, Tampa Bay 7, San Francisco 1, 9/7/86

MOST TOUCHDOWN PASSES

9, Cincinnati 6, Tampa Bay 3, 10/29/89

MOST FIRST DOWNS

54, Miami 30, Tampa Bay 24, 10/20/85

HALF-GAME RECORDS

BUCS' OFFENSE

MOST YARDS, TOTAL OFFENSE

374, at Minnesota, 11/16/80 (2nd)
 346, at Indianapolis, 10/16/88 (2nd),
 (312 at Dallas, 9/21/80 is most in 1st)

MOST YARDS, NET RUSHING

192, vs. Chicago, 9/20/98 (2nd)
 173, at Minnesota, 11/6/83 (2nd)

MOST YARDS, NET PASSING

325, at Minnesota, 11/16/80 (2nd)
 324, at Indianapolis, 10/16/88 (2nd)
 (226, vs. Atlanta, 9/13/87 is most in 1st)

MOST POINTS, HALF

31, vs. Minnesota, 10/29/00 (1st)
 31, vs. Chicago, 12/22/96 (1st)
 28, at Cincinnati, 12/27/98 (1st)
 28, vs. Chicago, 10/8/89 (1st)
 28, at Chicago, 9/8/85 (1st)
 27, vs. L.A. Rams, 12/6/92 (1st)
 27, vs. Atlanta, 9/13/87 (1st)
 27, vs. Green Bay, 11/22/81 (1st)



RECORDS

MOST POINTS, QUARTER

- 24, vs. Chicago, 12/22/96 (2nd)
- 24, vs. Green Bay, 11/22/81 (2nd)
- 21, seven times, most recently vs. Detroit, 10/3/93 (3rd) (21, three times is most in 4th) (20, vs. Chicago, 10/25/87 is most in 1st)
- 20, vs. Chicago, 9/10/00 (2nd)

INDIVIDUAL RECORDS

MOST YARDS RUSHING

- 179, James Wilder, at Minnesota, 11/6/83 (2nd)
- 113, Warrick Dunn, vs. Dallas, 12/3/00 (1st)
- 112, James Wilder, vs. Green Bay, 9/30/84 (1st)

MOST YARDS PASSING

- 340, Vinny Testaverde, at Indianapolis, 10/16/88 (2nd) (226, Steve DeBerg, vs. Atlanta, 9/13/87 is most in 1st)

BUCS' DEFENSE

FEWEST YARDS TOTAL OFFENSE ALLOWED

- 16, vs. New England, 11/16/97
- 23, vs. New York Giants, 9/2/78 (1st)
- 24, vs. Kansas City, 12/16/79 (2nd)

FEWEST YARDS RUSHING ALLOWED

- 2, vs. New England, 11/16/97
- 1, vs. Green Bay, 12/26/99 (2nd)
- 2, vs. Indianapolis, 12/22/91 (2nd)
- 3, vs. Washington, 12/4/94 (1st)
- 3, vs. Green Bay, 10/14/90 (2nd)
- 6, at L.A. Raiders, 12/19/93 (2nd)
- 7, vs. Washington, 12/4/94 (2nd)
- 7, vs. Minnesota, 10/18/87 (1st)

FEWEST NET YARDS PASSING ALLOWED

- 5, vs. Kansas City, 11/14/99 (1st)

OPPONENTS' INDIVIDUAL RECORDS

MOST YARDS RUSHING

- 200, Barry Sanders, Detroit, 11/13/94 (2nd)

MOST YARDS PASSING

- 294, Wade Wilson, Minnesota 12/16/90 (2nd)
- 267, Lynn Dickey, Green Bay, 10/2/83 (1st)

ROOKIE RECORDS

SCORING

MOST POINTS

- Season 106, Marlin Gramatica, 1999

MOST TOUCHDOWNS

- Season 8, Lars Tate, 1988

RUSHING

MOST YARDS RUSHING

- Season 1,011, Errict Rhett, 1994
- Game 192, Errict Rhett, vs. Washington, 12/4/94

RECEIVING

MOST YARDS RECEIVING

- Season 818, Lawrence Dawsey, 1991
- Game 212, Mark Carrier, at New Orleans, 12/6/87

MOST RECEPTIONS

- Season 65, Mike Alstott, 1996
- Game 9, James Wilder, vs. St. Louis, 9/27/81

MOST TOUCHDOWNS RECEIVING

- Season 5, Kevin House, 1980

PASSING

MOST YARDS PASSING

- Season 1,170, Doug Williams, 1978
- Game 369, Vinny Testaverde, at New Orleans, 12/6/87

MOST TOUCHDOWN PASSES

- Season 7, Doug Williams, 1978
- 7, Shaun King, 1999

DEFENSIVE

MOST INTERCEPTIONS

- Season 5, Donnie Abraham, 1996
- 5, David Greenwood, 1985

MOST TACKLES

- Season 151, Hugh Green, 1981

MOST SACKS

- Season 10, Santana Dotson, 1992

MISCELLANEOUS RECORDS

LONGEST GAME

- | | | | | |
|------|------------------------|---|-------|------|
| 4:02 | Green Bay, 9/30/84 | W | 30:27 | (OT) |
| 4:02 | at Detroit, 11/20/77 | L | 7:16 | |
| 4:01 | at Minnesota, 10/28/79 | W | 12:10 | |

SHORTEST GAME

- | | | | | |
|------|-------------------------|---|------|--|
| 2:25 | at Cincinnati, 10/10/76 | L | 0:21 | |
| 2:30 | Kansas City, 12/16/79 | W | 3:00 | |
| 2:33 | at Chicago, 11/26/78 | L | 3:14 | |

LONGEST TOUCHDOWN DRIVES

- Yards 94 vs. Atlanta 12/9/84 (16 plays, 7:50, DeBerg 2 run)
- Plays 19, at New Orleans 9/19/84 (80 yards, 10:26, Thompson-Armstrong 2 pass)
- Time 10:59, vs. New Orleans 9/18/94 (80 yards, 15 plays, Erickson-J. Harris 10 pass)

LONGEST FIELD GOAL DRIVES

- Yards 86, vs. Green Bay 9/13/92 (11 plays, 5:24; at Minnesota 11/27/94 (14 plays, 7:58)
- Plays 21, at Chicago 9/4/94 (67 yards, 10:05)
- Time 10:33, vs. San Diego 1/2/94 (19 plays, 84 yards)

BEST CAREER PUNTING AVERAGE (min. 100 atts.)

- 42.6, Tommy Barnhardt (180-7,659), 1996-98

BEST CAREER FIELD GOAL PERCENTAGE (min. 50 atts.)

- 83.3%, Martin Gramatica (55-66), 1999-2000

MOST KICKOFF COVERAGE TACKLES

- 80, Jim Obradovich, 1978-83

CAREER TOP TENS

RUSHING

PLAYER	YEARS	NO.	YDS.	AVG.	LG	TD
1. James Wilder	1981-89	1,575	5,957	3.8	75t	37
2. Reggie Cobb	1990-93	878	3,061	3.5	59t	21
3. Ricky Bell	1977-81	820	3,057	3.7	56	16
4. Errict Rhett	1994-97	823	2,853	3.5	35	24
5. Warrick Dunn	1997-00	912	3,753	4.1	76	14
6. Mike Alstott	1996-00	860	3,302	3.8	47	30
7. Jerry Eckwood	1979-81	515	1,845	3.6	61t	6
8. Gary Anderson	1990-93	321	1,159	3.6	64t	5
9. Lars Tate	1988-89	289	1,056	3.7	48	15
10. Louis Carter	1976-78	311	913	2.9	26	4

PASSING

PLAYER	YEARS	ATT.	COMP.	YDS.	PCT.	TD	INT
1. Vinny Testaverde	1987-92	2,160	1,126	14,820	.521	77	112
2. Trent Dilfer	1994-99	2,038	1,117	12,969	.548	70	80
3. Doug Williams	1978-82	1,890	895	12,648	.474	73	73
4. Steve DeBerg	1984-87, 1992-93	1,414	813	9,439	.575	61	62
5. Shaun King	1999-00	574	322	3,644	.561	25	17
6. Craig Erickson	1992-94	882	473	6,094	.536	34	31
7. Jack Thompson	1983-84	475	274	3,243	.577	20	26
8. Steve Young	1985-86	501	267	3,217	.533	11	21
9. Steve Spurrier	1976	311	156	1,628	.502	7	12
10. Gary Huff	1977-78	174	82	1,058	.471	4	16

RECEIVING

PLAYER	YEARS	NO.	YDS.	AVG.	LG	TD
1. James Wilder	1981-89	430	3,492	8.1	50	9
2. Mark Carrier	1987-92	321	5,018	15.6	78t	27
3. Kevin House	1980-86	286	4,928	17.2	84t	31
4. Jimmie Giles	1978-86	279	4,300	15.4	81t	34
5. Gerald Carter	1981-87	239	3,443	14.4	74t	17
6. Ron Hall	1987-93	209	2,422	11.6	54t	10
7. Lawrence Dawsey	1991-95	206	2,842	13.8	65t	5
8. Courtney Hawkins	1992-96	206	2,744	13.3	67	13
9. Warrick Dunn	1997-00	191	1,817	9.5	68	6
10. Bruce Hill	1987-91	190	2,942	15.5	53	23

SCORING

PLAYER	YEARS	TD	TDR	TDP	TDRT	FG	PAT	2-PT	TP
1. Michael Husted	1993-98	0	0	0	0	117	151	0	502
2. Donald Igwebuike	1985-89	0	0	0	0	94	134	0	416
3. James Wilder	1981-89	46	37	9	0	0	0	0	276
4. Mike Alstott	1996-00	39	30	9	0	0	0	0	234
5. Martin Gramatica	1999-00	0	0	0	0	55	67	0	232
6. Jimmie Giles	1978-86	34	0	34	0	0	0	0	204
7. Bill Capece	1981-83	0	0	0	0	43	67	0	196
8. Kevin House	1980-86	31	0	31	0	0	0	0	186
9. Steve Christie	1990-91	0	0	0	0	38	49	0	163
10. Mark Carrier	1987-92	27	0	27	0	0	0	0	162



KICKOFF RETURNS (YARDS)

PLAYER	YEARS	NO.	YDS.	AVG.	LG	TD
1. Reidel Anthony	1997-00	95	2,232	23.5	60	0
2. Michael Morton	1982-84	89	1,885	21.2	50	0
3. Phil Freeman	1985-87	79	1,667	21.1	58	0
4. Gary Anderson	1990-93	81	1,511	18.7	39	0
5. Donnie Elder	1988-89	74	1,457	19.7	51	0
6. George Ragsdale	1977-79	61	1,298	21.3	46	0
7. Bobby Joe Edmonds	1995	58	1,147	19.8	44	0
8. Karl Williams	1996-00	49	1,128	23.0	63	0
9. James Owens	1981-84	55	1,073	19.5	34	0
10. Gary Davis	1980-81	49	1,032	21.1	54	0

PUNT RETURNS (YARDS)

PLAYER	YEARS	NO.	YDS.	AVG.	LG	TD
1. Danny Reece	1976-80	222	1,556	7.0	50	0
2. Karl Williams	1996-00	120	1,393	11.6	88t	3
3. Willie Drewrey	1989-92	88	826	9.4	55	0
4. Jacquez Green	1998-00	55	658	12.0	95t	1
5. Bobby Futrell	1986-90	77	639	8.3	40	0
6. Leon Bright	1984-85	35	297	8.5	29	0
7. Bobby Joe Edmonds	1995	29	293	10.1	45	0
8. Theo Bell	1981-85	49	250	5.1	14	0
9. Courtney Hawkins	1992-96	34	246	7.2	35	0
10. John Holt	1981-85	37	243	6.6	22	0

INTERCEPTIONS

PLAYER	YEARS	NO.	YDS.	AVG.	LG	TD
1. Cedric Brown	1976-84	29	593	20.4	81t	2
2. Mike Washington	1976-84	28	418	14.9	49t	3
3. Donnie Abraham	1996-00	25	243	9.7	55t	2
4. Harry Hamilton	1988-91	17	232	13.7	58	0
Mark Cotney	1976-80, 82-84	17	205	12.1	29	0
Ricky Reynolds	1987-93	17	174	10.2	68t	1
7. John Lynch	1993-00	15	161	10.7	36	0
8. Jeris White	1977-79	12	156	13.0	39	0
Mark Robinson	1988-90	12	153	12.8	28	0
10. Jeremiah Castille	1983-86	11	156	14.2	69t	1

MORE CAREER TOP TENS

GAMES PLAYED

PLAYER	NO.
1. Paul Gruber, 1988-99	183
2. Tony Mayberry, 1990-99	160
3. Richard Wood, 1976-84	132
4. Dave Moore, 1992-00	130
5. Steve Wilson, 1976-85	126
6. Lee Roy Selmon, 1976-84	121
Jimmie Giles, 1978-86	121
John Cannon, 1982-90	121
9. John Lynch, 1993-00	119
Randy Grimes, 1983-92	119

GAMES STARTED

PLAYER	NO.
1. Paul Gruber, 1988-99	183
2. Tony Mayberry, 1990-99	145
3. Lee Roy Selmon, 1976-84	117
4. Jimmie Giles, 1978-86	112
5. Chidi Ahanotu, 1993-00	104
Hardy Nickerson, 1993-99	104
Steve Wilson, 1976-85	104
Randy Grimes, 1983-92	104
9. David Logan, 1979-86	103
Ricky Reynolds, 1987-93	103

TOTAL TOUCHDOWNS

PLAYER	NO.
1. James Wilder, 1981-89	46
2. Mike Alstott, 1996-00	39
3. Jimmie Giles, 1978-86	34
4. Kevin House, 1980-86	31
5. Mark Carrier, 1987-92	27
6. Errict Rhett, 1994-97	25
7. Bruce Hill, 1987-91	23
8. Reggie Cobb, 1990-93	22
9. Warrick Dunn, 1997-00	20
Dave Moore, 1992-00	20

FIELD GOALS

PLAYER	NO.
1. Michael Husted, 1993-98	117
2. Donald Igwebuike, 1985-89	94
3. Martin Gramatica, 1999-00	55
4. Bill Capece, 1981-83	43
5. Steve Christie, 1990-91	38
6. Neil O' Donoghue, 1978-79	24
7. Obed Ariri, 1984	19
8. Garo Yepremian, 1980-81	18
9. Dave Green, 1976-78	13
10. Ken Willis, 1992	8

RUSHING ATTEMPTS

PLAYER	NO.
1. James Wilder, 1981-89	1,575
2. Warrick Dunn, 1997-00	912
3. Reggie Cobb, 1990-93	878
4. Mike Alstott, 1996-00	860
5. Errict Rhett, 1994-97	823
6. Ricky Bell, 1977-81	820
7. Jerry Eckwood, 1979-81	515
8. Gary Anderson, 1990-93	321
9. Louis Carter, 1976-78	311
10. Lars Tate, 1988-89	289

RUSHING TOUCHDOWNS

PLAYER	NO.
1. James Wilder, 1981-89	37
2. Mike Alstott, 1996-00	30
3. Errict Rhett, 1994-97	24
4. Reggie Cobb, 1990-93	21
5. Ricky Bell, 1977-81	16
6. Lars Tate, 1988-89	15
7. Warrick Dunn, 1997-00	14
8. Doug Williams, 1978-82	13
9. James Owens, 1981-84	8
10. Johnny Davis, 1978-80	6
Jerry Eckwood, 1979-81	6
Steve Young, 1985-86	6

PASSING ATTEMPTS

PLAYER	NO.
1. Vinny Testaverde, 1987-92	2,160
2. Trent Dilfer, 1994-99	2,038
3. Doug Williams, 1978-82	1,890
4. Steve DeBerg, 1984-87, 1992-93	1,414
5. Craig Erickson, 1992-94	882
6. Shaun King, 1999-00	574
7. Steve Young, 1985-86	501
8. Jack Thompson, 1983-84	475
9. Steve Spurrier, 1976	311
10. Chris Chandler, 1990-91	187

PASS COMPLETIONS

PLAYER	NO.
1. Vinny Testaverde, 1987-92	1,126
2. Trent Dilfer, 1994-99	1,117
3. Doug Williams, 1978-82	895
4. Steve DeBerg, 1984-87, 92-93	813
5. Craig Erickson, 1992-94	473
6. Shaun King, 1999-00	322
7. Jack Thompson, 1983-84	274
8. Steve Young, 1985-86	267
9. Steve Spurrier, 1976	156
10. Chris Chandler, 1990-91	95

TOUCHDOWN PASSES

PLAYER	NO.
1. Vinny Testaverde, 1987-92	77
2. Doug Williams, 1978-82	73
3. Trent Dilfer, 1994-99	70
4. Steve DeBerg, 1984-87, 1992-93	61
5. Craig Erickson, 1992-94	34
6. Shaun King, 1999-00	25
7. Jack Thompson, 1983-84	20
8. Steve Young, 1985-86	11
9. Steve Spurrier, 1976	7
10. Joe Ferguson, 1988-89	6

QUARTERBACK RATING

(Minimum 250 attempts)

PLAYER	NO.
1. Shaun King, 1999-00	77.5
2. Steve DeBerg, 1984-87, 1992-93	73.9
3. Craig Erickson, 1992-94	73.8
4. Jack Thompson, 1983-84	69.8
5. Trent Dilfer, 1994-99	69.4
6. Doug Williams, 1978-82	66.2
7. Vinny Testaverde, 1987-92	64.4
8. Steve Young, 1985-86	63.1
9. Steve Spurrier, 1976	57.1

RECEIVING YARDS

PLAYER	NO.
1. Mark Carrier, 1987-92	5,018
2. Kevin House, 1980-86	4,928
3. Jimmie Giles, 1978-86	4,300
4. James Wilder, 1981-89	3,492
5. Gerald Carter, 1981-87	3,443
6. Bruce Hill, 1987-91	2,942
7. Lawrence Dawsey, 1991-95	2,842
8. Courtney Hawkins, 1992-96	2,744
9. Ron Hall, 1987-93	2,422
10. Morris Owens, 1976-79	2,062

RECEIVING TOUCHDOWNS

PLAYER	NO.
1. Jimmie Giles, 1978-86	34
2. Kevin House, 1980-86	31
3. Mark Carrier, 1987-92	27
4. Bruce Hill, 1987-91	23
5. Dave Moore, 1992-00	20
6. Gerald Carter, 1981-87	17
7. Reidel Anthony, 1997-00	16
8. Morris Owens, 1976-79	14
9. Courtney Hawkins, 1992-96	13
10. Calvin Magee, 1985-88	11



PUNTS

PLAYER	NO.
1. Frank Garcia, 1983-87	379
2. Mark Royals, 1990-91, 1999-00	331
3. Dave Green, 1976-78	290
4. Dan Stryzinski, 1992-94	239
5. Tom Blanchard, 1979-81	203
6. Tommy Barnhardt, 1996-98	180
7. Larry Swider, 1981-82	97
8. Chris Mohr, 1989	84
9. Reggie Roby, 1995	77
10. Ray Criswell, 1988	68

PUNTING YARDS

PLAYER	NO.
1. Frank Garcia, 1983-87	15,588
2. Mark Royals, 1990-91, 1999-00	13,724
3. Dave Green, 1976-78	11,659
4. Dan Stryzinski, 1992-94	9,587
5. Tom Blanchard, 1979-81	8,300
6. Tommy Barnhardt, 1996-98	7,659
7. Larry Swider, 1981-82	4,096
8. Chris Mohr, 1989	3,311
9. Reggie Roby, 1995	3,296
10. Ray Criswell, 1988	2,477

SEASON TOP TENS

RUSHING

PLAYER	YEAR	ATT.	YDS.	AVG.	LG	TD
1. James Wilder	1984	407	1,544	3.8	37t	13
2. James Wilder	1985	365	1,300	3.6	28t	10
3. Ricky Bell	1979	283	1,263	4.5	49t	7
4. Errict Rhett	1995	332	1,207	3.6	21t	11
5. Reggie Cobb	1992	310	1,171	3.8	25t	9
6. Warrick Dunn	2000	248	1,133	4.6	70t	8
7. Warrick Dunn	1998	245	1,026	4.2	50	2
8. Errict Rhett	1994	284	1,011	3.6	27t	7
9. Warrick Dunn	1997	224	978	4.4	76t	4
10. Mike Alstott	1999	242	949	3.9	30	7

PASSING

PLAYER	YEAR	YDS.	ATT.	COMP.	TD	INT
1. Doug Williams	1981	3,563	471	238	19	14
2. Steve DeBerg	1984	3,554	509	308	19	18
3. Doug Williams	1980	3,396	521	254	20	16
4. Vinny Testaverde	1988	3,240	466	222	13	35
5. Vinny Testaverde	1989	3,133	480	258	20	22
6. Craig Erickson	1993	3,054	457	233	18	21
7. Craig Erickson	1994	2,919	399	225	16	10
8. Jack Thompson	1983	2,906	423	249	18	21
9. Trent Dilfer	1996	2,859	482	267	12	19
10. Vinny Testaverde	1990	2,818	365	203	17	18

TACKLES

PLAYER	NO.
1. Hardy Nickerson, 1993-99	1028
2. Derrick Brooks, 1995-00	942
3. Richard Wood, 1976-84	855
4. Lee Roy Selmon, 1976-84	742
5. John Lynch, 1993-00	671
6. Jeff Davis, 1982-87	662
7. Cecil Johnson, 1977-85	645
8. David Logan, 1979-86	624
9. Scot Brantley, 1980-87	622
10. Mark Cotney, 1976-80, 1982-84	590

QUARTERBACK SACKS

PLAYER	NO.
1. Lee Roy Selmon, 1976-84	78.5
2. Warren Sapp, 1995-00	58.5
3. David Logan, 1979-86	39.0
4. Brad Culpepper, 1994-99	33.0
5. Chidi Ahanotu, 1993-00	31.0
6. Broderick Thomas, 1989-93	26.5
7. Santana Dotson, 1992-94	23.0
8. John Cannon, 1982-90	22.0
9. Marcus Jones, 1996-00	21.0
10. Ron Holmes, 1985-88	19.0

RECEPTIONS

PLAYER	YEAR	NO.
1. Mark Carrier	1989	86
2. James Wilder	1984	85
3. Kevin House	1984	76
4. Keyshawn Johnson	2000	71
5. Mike Alstott	1996	65
6. Warrick Dunn	1999	64
7. Courtney Hawkins	1993	62
Jackie Harris	1995	62
9. Gerald Carter	1984	60
Lawrence Dawsey	1992	60

RECEIVING YARDS

PLAYER	YEAR	YDS.
1. Mark Carrier	1989	1,422
2. Kevin House	1981	1,176
3. Bruce Hill	1988	1,040
4. Kevin House	1984	1,005
5. Mark Carrier	1988	970
6. Courtney Hawkins	1993	933
7. Keyshawn Johnson	2000	874
8. Lawrence Dawsey	1991	818
9. Gerald Carter	1984	816
10. Mark Carrier	1990	813

SCORING

PLAYER	YEAR	TD	PAT	FGM	2-PT.	TP
1. Martin Gramatica	2000	0	42	28	0	126
2. Martin Gramatica	1999	0	25	27	0	106
3. Donald Igwebuike	1989	0	33	22	0	99
4. Donald Igwebuike	1985	0	30	22	0	96
Steve Christie	1990	0	27	23	0	96
6. Obed Ariri	1984	0	38	19	0	95
7. Michael Husted	1996	0	18	25	0	93
8. Michael Husted	1998	0	29	21	0	92
9. Michael Husted	1994	0	20	23	0	89
10. Michael Husted	1995	0	25	19	0	82

KICKOFF RETURN AVERAGE (MIN. 10)

PLAYER	YEAR	NO.	YDS.	AVG.	LG	TD
1. Karl Williams	1996	14	383	27.4	63	0
2. Charles Wilson	1994	10	251	25.1	41	0
3. John Holt	1981	11	274	24.9	43	0
4. Reidel Anthony	1998	46	1,118	24.3	60	0
5. Karl Williams	2000	19	453	23.8	41	0
6. Reidel Anthony	1997	25	592	23.7	51	0
7. Isaac Hagins	1977	21	493	23.5	41	0
8. George Ragsdale	1978	24	555	23.1	46	0
9. Michael Morton	1983	30	689	23.0	50	0
10. Aaron Stecker	2000	29	663	22.9	48	0

PUNT RETURN AVERAGE (MIN. 10)

PLAYER	YEAR	NO.	YDS.	AVG.	LG	TD
1. Karl Williams	1996	13	274	21.1	88t	1
2. Jacquez Green	1998	30	453	15.1	95t	1
3. Karl Williams	1997	46	597	13.0	63	1
4. Courtney Hawkins	1993	15	166	11.1	35	0
5. Willie Drewrey	1989	20	220	11.0	55	0
6. Bobby Futrell	1988	27	283	10.5	40	0
7. Vernon Turner	1994	21	218	10.4	80t	1
8. Leon Bright	1985	12	124	10.3	29	0
9. Bobby Joe Edmonds	1995	29	293	10.1	45	0
10. Willie Drewrey	1991	38	360	9.5	33	0

INTERCEPTIONS

PLAYER	YEAR	NO.
1. Cedric Brown	1981	9
2. Wayne Haddix	1990	7
Jeremiah Castille	1985	7
Donnie Abraham	1999	7
Donnie Abraham	2000	7
6. Mike Washington	1981	6
Harry Hamilton	1988	6
Cedric Brown	1978	6
Neal Colzie	1981	6
Beasley Reece	1983	6
Harry Hamilton	1989	6
Mark Robinson	1989	6
Damien Robinson	2000	6

QB SACKS

PLAYER	YEAR	NO.
1. Warren Sapp	2000	16.5
2. Marcus Jones	2000	13.0
Lee Roy Selmon	1977	13.0
4. Warren Sapp	1999	12.5
5. Lee Roy Selmon	1978	11.0
Lee Roy Selmon	1979	11.0
Lee Roy Selmon	1983	11.0
Broderick Thomas	1991	11.0
9. Warren Sapp	1997	10.5
10. Chidi Ahanotu	1997	10.0
Santana Dotson	1992	10.0



BUCCANEER PLAYOFF RECORDS

— INDIVIDUAL —

SERVICE

MOST GAMES, CAREER

5, several players

SCORING

MOST POINTS, GAME

- 12, Ricky Bell, vs. Philadelphia, 12/29/79
- 8, Michael Husted, vs. Detroit, 12/28/97
- 6, 10 times, most recently Martin Gramatica at St. Louis, 1/23/00

MOST TOUCHDOWNS, GAME

- 2, Ricky Bell, vs. Philadelphia, 12/29/79
- 1, eight times, most recently Mike Alstott and John Davis, vs. Washington, 1/15/00

MOST PATS MADE, GAME

- 3, Neil O'Donoghue, vs. Phi., 12/29/79

MOST PATS ATTEMPTED, GAME

- 3, Neil O'Donoghue, vs. Phi., 12/29/79

MOST FIELD GOALS MADE, GAME

- 2, Michael Husted, vs. Detroit, 12/28/97
- 2, Martin Gramatica, at St. Louis, 1/23/00

MOST FIELD GOALS ATTEMPTED, GAME

- 2, Michael Husted, vs. Detroit, 12/28/97
- 2, Martin Gramatica, at St. Louis, 1/23/00

LONGEST FIELD GOAL

- 42, Michael Husted, vs. Detroit, 12/28/97

RUSHING

MOST YARDS GAINED, GAME

- 142, Ricky Bell, vs. Phi., 12/29/79
- 93, James Wilder, at Dallas, 1/9/83
- 72, Warrick Dunn, vs. Detroit, 12/28/97

MOST ATTEMPTS, GAME

- 38, Ricky Bell, vs. Philadelphia, 12/29/79
- 20, Ricky Bell, vs. L.A. Rams, 1/6/80

LONGEST RUN

- 31t, Mike Alstott, vs. Detroit, 12/28/97
- 26, Ricky Bell, vs. Philadelphia, 12/29/79

BEST AVERAGE GAIN, GAME (Min. 10 attempts)

- 6.6, James Wilder, at Dallas, 1/9/83
- 6.2, Mike Alstott, vs. Detroit, 12/28/97

MOST TOUCHDOWNS RUSHING, GAME

- 2, Ricky Bell, vs. Phi., 12/29/79

PASSING

MOST ATTEMPTS, GAME

- 36, Trent Dilfer, at Green Bay, 1/4/98
- 31, Shaun King, at Philadelphia, 12/31/00
- 29, Shaun King, at St. Louis, 1/23/00
- 29, Doug Williams, at Dallas, 1/2/82

MOST COMPLETIONS, GAME

- 17, Shaun King, at Philadelphia, 12/31/00
- 15, Shaun King, vs. Washington, 1/15/00
- 13, Trent Dilfer, vs. Detroit, 12/28/97

MOST YARDS GAINED, GAME

- 200, Trent Dilfer, at Green Bay, 1/4/98
- 187, Doug Williams, at Dallas, 1/2/82

MOST TOUCHDOWN PASSES, GAME

- 1, Shaun King, vs. Washington, 1/15/00
- 1, Trent Dilfer, vs. Detroit, 12/28/97
- 1, Doug Williams, at Dallas, 1/9/83
- 1, Doug Williams, vs. Phi., 12/29/79

LONGEST PASS COMPLETION

- 75, Doug Williams (to Jimmie Giles), at Dallas, 1/2/82
- 52, Trent Dilfer (to Reidel Anthony), at Green Bay, 1/4/98

MOST INTERCEPTIONS, GAME

- 4, Doug Williams, at Dallas, 1/2/82
- 3, Doug Williams, at Dallas, 1/9/83

MOST TIMES SACKED, GAME

- 5, Shaun King, at St. Louis, 1/23/00

RECEIVING

MOST RECEPTIONS, GAME

- 6, Keyshawn Johnson, at Philadelphia, 12/31/00
- 5, Warrick Dunn, at Philadelphia, 12/31/00
- 4, five times, most recently Warrick Dunn, at St. Louis, and Jacquez Green at St. Louis, 1/23/00

MOST RECEIVING YARDS, GAME

- 106, Keyshawn Johnson, at Phil., 12/31/00
- 98, Jimmie Giles, at Dallas, 1/2/82
- 66, Robb Thomas, vs. Detroit, 12/28/97
- 62, Reidel Anthony, vs. Detroit, 12/28/97

MOST TOUCHDOWN RECEPTIONS, GAME

- 1, Horace Copeland, vs. Detroit, 12/28/97
- 1, Jimmie Giles, vs. Phil., 12/29/79
- 1, Gordon Jones, at Dallas, 1/9/83
- 1, John Davis, vs. Washington, 1/15/00

TACKLES

MOST TACKLES, GAME

- 18, Derrick Brooks, vs. Washington, 1/15/00

SACKS

MOST SACKS, GAME

- 3, Warren Sapp, at Green Bay, 1/4/98
- 2, Lee Roy Selmon, vs. Philadelphia, 12/29/79
- 2, Steve White, vs. Washington, 1/15/00

INTERCEPTIONS

MOST INTERCEPTIONS, GAME

- 2, Donnie Abraham, at Green Bay, 1/4/98

MOST INTERCEPTION RETURN YARDS, GAME

- 50, Mark Cotney, at Dallas, 1/9/83

LONGEST INTERCEPTION RETURN

50, Mark Cotney, at Dallas, 1/9/83

FUMBLE RECOVERIES

MOST OPPONENT FUMBLES RECOVERED, GAME

- 1, Warren Sapp, at Green Bay, 1/4/98; vs. Washington, 1/15/00
- 1, Randy Crowder, vs. Phi., 12/29/79
- 1, Hugh Green, at Dallas, 1/9/83
- 1, Richard Wood, vs. L.A. Rams, 1/6/80

LONGEST FUMBLE RETURN

60t, Hugh Green, at Dallas, 1/9/83

PUNTING

MOST PUNTS, GAME

10, Mark Royals, vs. Washington, 1/15/00

GROSS YARDS AVERAGE, GAME (MIN. 4)

- 43.5, Larry Swider, at Dallas, 1/9/83
- 42.6, Tom Blanchard, vs. Phi., 12/29/79

NET YARDS AVERAGE, GAME (MIN. 4)

- 39.4, Sean Landeta, vs. Detroit, 12/28/97
- 37.4, Mark Royals, vs. Washington, 1/15/00

LONGEST PUNT

- 56, Mark Royals, at Philadelphia, 12/31/00
- 53, Tom Blanchard, at St. Louis, 1/23/00; L.A. Rams, 1/6/80
- 53, Mark Royals, vs. Washington, 1/15/00
- 52, Tom Blanchard, vs. Phi., 12/29/79
- 52, Larry Swider, at Dallas, 1/2/82

PUNT RETURNS

MOST PUNT RETURNS, GAME

- 4, Karl Williams, at St. Louis, 1/23/00
- 3, Danny Reece, vs. Philadelphia, 12/29/79

MOST PUNT RETURN YARDS, GAME

- 45, Karl Williams, at St. Louis, 1/23/00
- 33, Danny Reece, vs. Philadelphia, 12/29/79

BEST PUNT RETURN AVERAGE, GAME (MIN. 3)

11.2, Karl Williams, at St. Louis, 1/23/00

LONGEST PUNT RETURN

21, Reidel Anthony, at Green Bay, 1/4/98

KICKOFF RETURNS

MOST KICKOFF RETURNS, GAME

- 5, James Owens, at Dallas, 1/9/83
- 4, Warrick Dunn, vs. Washington, 1/15/00
- 4, Reidel Anthony, at Green Bay, 1/4/98
- 4, Isaac Hagins, vs. L.A. Rams, 1/6/80

MOST KICKOFF RETURN YARDS, GAME

- 110, James Owens, at Dallas, 1/9/83
- 106, Isaac Hagins, vs. L.A. Rams, 1/6/80

BEST KICKOFF RETURN AVERAGE, GAME (Min. 3)

- 30.7, James Owens, at Dallas, 1/2/82
- 26.5, Isaac Hagins, vs. L.A. Rams, 1/6/80

LONGEST KICKOFF RETURN

- 35, James Owens, at Dallas, 1/2/82
- 33, John Holt, at Dallas, 1/2/82

— TEAM —

SCORING

MOST POINTS, GAME

- 24, vs. Philadelphia, 12/29/79
- 20, vs. Detroit, 12/28/97

FEWEST POINTS, GAME

- 0, vs. L.A. Rams, 1/6/80
- 0, at Dallas, 1/2/82

MOST TOUCHDOWNS, GAME

- 3, vs. Philadelphia, 12/29/79

MOST FIELD GOALS, GAME

- 2, vs. Detroit, 12/28/97
- 2, at St. Louis, 1/23/00

MOST FIELD GOAL ATTEMPTS, GAME

- 2, vs. Detroit, 12/28/97
- 2, at St. Louis, 1/23/00

FIRST DOWNS

MOST FIRST DOWNS, GAME

- 17, vs. Philadelphia, 12/29/79
- 15, at Green Bay, 1/4/98
- 15, vs. Detroit, 12/28/97

FEWEST FIRST DOWNS, GAME

- 7, vs. L.A. Rams, 1/6/80

MOST FIRST DOWNS, RUSHING, GAME

- 12, vs. Philadelphia, 12/29/79

FEWEST FIRST DOWNS, RUSHING, GAME

- 2, at Philadelphia, 12/31/00

MOST FIRST DOWNS, PASSING, GAME

- 9, at Green Bay, 1/4/98
- 9, vs. Detroit, 12/28/97

FEWEST FIRST DOWNS, PASSING, GAME

- 4, vs. Philadelphia, 12/29/79
- 4, vs. L.A. Rams, 1/6/80
- 4, at Dallas, 1/9/83

MOST FIRST DOWNS, PENALTY, GAME

- 2, at Philadelphia, 12/31/00
- 2, at Green Bay, 1/4/98
- 2, at Dallas, 1/2/82

FEWEST FIRST DOWNS, PENALTY, GAME

- 0, vs. L.A. Rams, 1/6/80

TOTAL NET YARDS

MOST NET YARDS, GAME

- 318, vs. Philadelphia, 12/29/79
- 316, vs. Detroit, 12/28/97

FEWEST NET YARDS, GAME

- 177, vs. L.A. Rams, 1/6/80
- 186, vs. Washington, 1/15/00

RUSHING

MOST RUSHING ATTEMPTS, GAME

- 55, vs. Philadelphia, 12/29/79
- 32, vs. Detroit, 12/28/97



RECORDS

FEWEST RUSHING ATTEMPTS, GAME

- 19, at Philadelphia, 12/31/00
- 21, at Dallas, 1/9/83

MOST RUSHING YARDS, GAME

- 186, vs. Philadelphia, 12/29/79
- 141, vs. Detroit, 12/28/97

FEWEST RUSHING YARDS, GAME

- 44, vs. Washington 1/15/00
- 50, at Philadelphia, 12/31/00

MOST RUSHING TOUCHDOWNS, GAME

- 2, vs. Philadelphia, 12/29/79

FEWEST RUSHING TOUCHDOWNS, GAME

- 0, five times, last at Philadelphia, 12/31/00

PASSING

MOST ATTEMPTS, GAME

- 37, at Green Bay, 1/4/98
- 32, vs. Washington, 1/15/00

FEWEST ATTEMPTS, GAME

- 15, vs. Philadelphia, 12/29/79
- 26, vs. Detroit, 12/28/97

MOST COMPLETIONS, GAME

- 17, at Philadelphia, 12/31/00
- 15, vs. Washington, 1/15/00

FEWEST COMPLETIONS, GAME

- 5, vs. L.A. Rams, 1/6/80
- 7, vs. Philadelphia, 12/29/79

MOST NET PASSING YARDS, GAME

- 187, at Dallas, 1/2/82
- 175, vs. Detroit, 12/28/97

FEWEST PASSING YARDS, GAME

- 96, vs. L.A. Rams, 1/6/80
- 113, at Dallas, 1/9/83

MOST PASSING TOUCHDOWNS, GAME

- 1, four times, last vs. Washington, 1/15/00

FEWEST PASSING TOUCHDOWNS, GAME

- 0, five times, last at Philadelphia, 12/31/00

MOST INTERCEPTIONS THROWN, GAME

- 4, at Dallas, 1/2/82
- 3, at Dallas, 1/9/83

FEWEST INTERCEPTIONS, GAME

- 0, at Philadelphia, 12/31/00

SACKS

MOST SACKS, GAME

- 5, at Dallas, 1/9/83
- 4, at Green Bay, 1/4/98; vs. Washington, 1/15/00

INTERCEPTIONS

MOST INTERCEPTIONS, GAME

- 3, at St. Louis, 1/23/00

MOST INTERCEPTION RETURN YARDS, GAME

- 50, at Dallas, 1/9/83

PUNTING

MOST PUNTS, GAME

- 10, vs. Washington, 1/15/00
- 8, vs. L.A. Rams, 1/6/80

GROSS YARDS AVERAGE, GAME (MIN. 4)

- 43.5, at Dallas, 1/9/83
- 42.6, vs. Philadelphia, 12/29/79

NET YARDS AVERAGE, GAME (MIN. 4)

- 39.4, vs. Detroit, 12/28/97
- 37.4, vs. Washington, 1/15/00

PUNT RETURNS

MOST PUNT RETURNS, GAME

- 4, at St. Louis, 1/23/00

MOST PUNT RETURN YARDS, GAME

- 45, at St. Louis, 1/23/00
- 33, vs. Philadelphia, 12/29/79

BEST PUNT RETURN AVERAGE, GAME (MIN. 3)

- 11.2, at St. Louis, 1/23/00

KICKOFF RETURNS

MOST KICKOFF RETURNS, GAME

- 5, at Dallas, 1/9/83
- 5, at Dallas, 1/2/82
- 5, at Green Bay, 1/4/98

MOST KICKOFF RETURN YARDS, GAME

- 147, at Dallas, 1/2/82
- 110, at Dallas, 1/9/83
- 106, vs. L.A. Rams, 1/6/80

BEST KICKOFF RETURN AVERAGE, GAME (MIN. 3)

- 29.4, at Dallas, 1/2/82
- 26.5, vs. L.A. Rams, 1/6/80

PENALTIES

MOST PENALTIES, GAME

- 10, at Dallas, 1/2/82
- 9, vs. Philadelphia, 12/29/79

FEWEST PENALTIES, GAME

- 2, vs. Washington, 1/15/00

MOST PENALTY YARDS, GAME

- 105, vs. Philadelphia, 12/29/79
- 105, at Dallas, 1/2/82

FEWEST PENALTY YARDS, GAME

- 15, at St. Louis, 1/23/00
- 38, at Green Bay, 1/4/98

CAREER PLAYOFF LEADERS

RUSHING

Player	G	No.	Yds.	Avg.	LG	TD
1. Ricky Bell	2	58	201	3.4	26	2
2. Mike Alstott	5	52	194	3.7	31t	3
3. Warrick Dunn	5	64	190	3.0	13	0
4. James Wilder	2	18	116	6.4	25	0
5. James Owens	1	12	40	3.3	12	0

RECEIVING

Player	G	No.	Yds.	Avg.	LG	TD
1. Warrick Dunn	5	18	131	7.3	22	0
2. Mike Alstott	5	10	116	11.6	26	0
3. Dave Moore	5	8	106	13.3	28	0
4. Keyshawn Johnson	1	6	106	17.7	41	0
Jacquez Green	2	6	84	14.0	32	0
Jimmie Giles	4	6	148	24.7	75	1
Horace Copeland	2	6	58	9.7	17	1

PASSING

Player	G	Att.	Comp.	Yds.	Pct.	TD	INT	Rating
1. Shaun King	3	92	45	491	48.9	1	3	55.1
2. Doug Williams	4	85	27	444	31.8	2	9	18.6
3. Trent Dilfer	2	62	24	381	38.7	1	3	45.2

SCORING

Player	G	TD	FG	PAT	TP
1. Mike Alstott	4	3	0-0	0-0	18
2. Ricky Bell	2	2	0-0	0-0	12
3. Martin Gramatica	3	0	3-3	2-2	11
4. Michael Husted	2	0	2-3	3-3	9

PUNTING

Player	G	No.	Yds.	Avg.	LG	TD
1. Mark Royals	3	21	863	41.1	56	0
2. Larry Swider	2	11	453	41.2	52	0
3. Sean Landeta	2	9	371	41.2	50	0

KICKOFF RETURNS

Player	G	No.	Yds.	Avg.	LG	TD
1. John Holt	2	2	55	27.5	33	0
2. James Owens	2	8	202	25.3	35	0
3. Isaac Hagins	2	7	165	23.6	31	0

PUNT RETURNS

Player	G	No.	Yds.	Avg.	LG	TD
1. Theo Bell	2	2	9	4.5	8	0
2. Danny Reece	2	5	47	9.4	13	0
3. Karl Williams	5	9	72	8.0	15	0

INTERCEPTIONS

Player	G	No.	Yds.	Avg.	LG	TD
1. Donnie Abraham	3	3	0	0.0	0	0
2. Mark Cotney	3	1	50	50.0	50	0
3. Brian Kelly	2	1	15	15.0	15	0
4. Hardy Nickerson	4	1	6	6.0	6	0
5. John Lynch	4	1	0	0.0	0	0
6. Steve White	4	1	0	0.0	0	0
7. John Holt	2	1	0	0.0	0	0



TOP BUC PERFORMANCES

100-YARD RUSHING GAMES (65)

Player	Att.	Yards	Opponent	Date
Jimmy DuBose	24	109	at N.Y. Giants	10/15/78
Ricky Bell	21	104	at L.A. Rams	11/5/78
Jerry Eckwood	20	121	vs. Detroit	9/1/79
Jerry Eckwood (2)	23	120	at Chicago	9/30/79
Ricky Bell (2)	10	101	vs. New Orleans	10/14/79
Ricky Bell (3)	28	167	vs. Green Bay	10/21/79
Ricky Bell (4)	22	152	vs. N.Y. Giants	11/18/79
Ricky Bell (5)	28	101	vs. Minnesota	11/25/79
Ricky Bell (6)	39	137	vs. Kansas City	12/16/79
Ricky Bell (7) *	38	142	vs. Philadelphia	12/29/79
Ricky Bell (8)	26	130	vs. N.Y. Giants	11/2/80
Jerry Eckwood (3)	23	114	at Chicago	9/20/81
Jerry Eckwood (4)	21	110	vs. Chicago	11/1/81
James Owens	16	112	vs. Green Bay	11/22/81
James Wilder	42	126	at Pittsburgh	10/30/83
James Wilder (2)	31	219	at Minnesota	11/6/83
James Wilder (3)	24	112	at N.Y. Giants	9/23/84
James Wilder (4)	43	172	vs. Green Bay	9/30/84
James Wilder (5)	30	146	at Minnesota	11/4/84
James Wilder (6)	28	125	vs. Atlanta	12/9/84
James Wilder (7)	31	103	vs. N.Y. Jets	12/16/84
James Wilder (8)	27	166	at Chicago	9/8/85
James Wilder (9)	22	113	vs. Minnesota	9/15/85
James Wilder (10)	26	114	at New Orleans	9/22/85
James Wilder (11)	27	104	at Detroit	9/29/85
James Wilder (12)	29	120	vs. St. Louis	11/10/85
Nathan Wonsley	18	138	at Detroit	9/21/86
Nathan Wonsley (2)	18	108	at L.A. Rams	10/5/86
James Wilder (13)	25	110	at Kansas City	10/26/86
James Wilder (14)	24	130	vs. Detroit	11/23/86
Lars Tate	18	106	at Detroit	11/13/88
William Howard	23	101	at New England	12/11/88
Lars Tate (2)	18	112	vs. Chicago	10/8/89
Gary Anderson	22	108	at Minnesota	9/30/90
Vinny Testaverde	7	105	vs. Minnesota	12/16/90
Reggie Cobb	21	139	vs. Detroit	11/10/91
Reggie Cobb (2)	22	110	vs. N.Y. Giants	11/24/91
Reggie Cobb (3)	26	107	at Detroit	9/27/92
Reggie Cobb (4)	24	109	at Chicago	10/18/92
Reggie Cobb (5)	28	114	vs. Chicago	11/15/92
Reggie Cobb (6)	26	100	vs. L.A. Rams	12/6/92
Reggie Cobb (7)	25	113	vs. Detroit	10/3/93
Errict Rhett	25	112	at Detroit	11/13/94
Errict Rhett (2)	24	111	at Seattle	11/20/94
Errict Rhett (3)	40	192	vs. Washington	12/4/94
Errict Rhett (4)	31	119	vs. L.A. Rams	12/11/94
Errict Rhett (5)	27	104	vs. Washington	9/24/95
Errict Rhett (6)	25	144	at Detroit	11/12/95
Errict Rhett (7)	24	100	vs. Jacksonville	11/19/95
Errict Rhett (8)	22	118	vs. Green Bay	12/10/95
Reggie Brooks	15	114	at Denver	9/15/96
Warrick Dunn	24	130	at Detroit	9/7/97
Warrick Dunn (2)	16	101	at Minnesota	9/14/97
Warrick Dunn (3)	16	125	at Green Bay	10/5/97
Warrick Dunn (4)	24	120	at N.Y. Giants	11/30/97
Warrick Dunn (5)	16	119	vs. Chicago	12/21/97
Mike Alstott	20	103	vs. Chicago	9/20/98

Mike Alstott (2)	19	128	vs. Minnesota	11/1/98
Warrick Dunn (6)	18	115	vs. Minnesota	11/1/98
Warrick Dunn (7)	16	107	at Jacksonville	11/15/98
Mike Alstott (3)	25	131	vs. Denver	9/26/99
Mike Alstott (4)	25	117	at New Orleans	11/7/99
Warrick Dunn (8)	20	106	vs. Buffalo	11/26/00
Warrick Dunn (9)	22	210	vs. Dallas	12/3/00
Warrick Dunn (10)	22	145	vs. St. Louis	12/18/00

* Playoff game

100-YARD RUSHERS SUMMARY

(* Includes one playoff game)

James Wilder (14), Warrick Dunn (10), Ricky Bell (8*), Errict Rhett (8), Reggie Cobb (7), Jerry Eckwood (4), Nathan Wonsley (2), Mike Alstott (4), Lars Tate (2), Reggie Brooks (1), Jimmy DuBose (1), James Owens (1), William Howard (1), Gary Anderson (1), Vinny Testaverde (1)

100-YARD RECEIVING GAMES (88)

Player	Rec.	Yards	Opponent	Date
Morris Owens	9	166	at Seattle	10/16/77
Morris Owens (2)	5	113	vs. N.Y. Giants	11/13/77
Morris Owens (3)	4	138	vs. St. Louis	12/18/77
Morris Owens (4)	5	132	vs. Minnesota	10/1/78
Isaac Hagins	5	139	at Minnesota	10/28/79
Jimmie Giles	4	105	at Dallas	9/21/80
Gordon Jones	7	106	vs. Cleveland	9/28/80
Jerry Eckwood	10	101	vs. Cleveland	9/28/80
Jimmie Giles (2)	6	128	vs. Pittsburgh	11/9/80
Gordon Jones (2)	7	121	at Minnesota	11/16/80
Kevin House	3	138	vs. Chicago	12/20/80
Jimmie Giles (3)	5	109	at Chicago	9/20/81
Kevin House (2)	4	178	at Oakland	10/18/81
Kevin House (3)	6	107	at New Orleans	11/29/81
Kevin House (4)	5	126	vs. Atlanta	12/6/81
Jimmie Giles (4)	5	100	at Minnesota	9/12/82
Kevin House (5)	4	105	vs. Washington	9/19/82
James Wilder	11	116	at N.Y. Jets	12/12/82
James Wilder (2)	11	126	vs. Cincinnati	9/25/83
Kevin House (6)	5	110	at Cleveland	11/13/83
Kevin House (7)	6	156	at San Francisco	12/4/83
Kevin House (8)	8	136	at Detroit	12/18/83
Kevin House (9)	7	126	vs. Minnesota	10/7/84
Gerald Carter	10	109	vs. Chicago	10/21/84
Kevin House (10)	10	100	at Kansas City	10/28/84
Gerald Carter (2)	9	166	at San Francisco	11/18/84
Kevin House (11)	6	105	at Green Bay	12/2/84
Jimmie Giles (5)	7	112	vs. Chicago	10/6/85
Kevin House (12)	6	100	vs. Chicago	10/6/85
Jimmie Giles (6)	7	116	at Miami	10/20/85
Kevin House (13)	4	111	at Miami	10/20/85
Jimmie Giles (7)	6	134	vs. St. Louis	11/10/85
Kevin House (14)	4	131	vs. Indianapolis	12/15/85
Gerald Carter (3)	7	143	at Green Bay	11/16/86
Calvin Magee	8	143	at Chicago	12/7/86
Steve Holloway #	8	107	vs. Minnesota	10/18/87
Mark Carrier	8	212	at New Orleans	12/6/87
Gerald Carter (4)	5	116	vs. St. Louis	12/20/87
Bruce Hill	8	157	vs. Philadelphia	9/4/88
Bruce Hill (2)	7	162	at Indianapolis	10/16/88
Ron Hall	7	121	at Indianapolis	10/16/88
Mark Carrier (2)	9	142	vs. Miami	10/30/88
Mark Carrier (3)	5	120	vs. New Orleans	9/24/89
Bruce Hill (3)	6	107	vs. Chicago	10/8/89
Mark Carrier (4)	6	105	vs. Chicago	10/8/89
Mark Carrier (5)	8	106	at Washington	10/22/89



RECORDS

Bruce Hill (4)	7	125	at Cincinnati	10/29/89
Mark Carrier (6)	7	100	at Cincinnati	10/29/89
James Wilder (3)	8	107	vs. Cleveland	11/5/89
Mark Carrier (7)	6	164	at Chicago	11/19/89
Mark Carrier (8)	7	104	vs. Green Bay	12/3/89
Mark Carrier (9)	10	135	at Houston	12/10/89
Mark Carrier (10)	4	131	at Detroit	12/17/89
Mark Carrier (11)	6	101	vs. Pittsburgh	12/24/89
Bruce Hill (5)	5	104	at Minnesota	9/30/90
Mark Carrier (12)	6	113	vs. Dallas	10/21/90
Willie Drewrey	2	119	vs. Atlanta	12/2/90
Mark Carrier (13)	6	104	at Atlanta	11/17/91
Lawrence Dawsey	8	100	at Miami	12/1/91
Mark Carrier (14)	6	110	vs. Minnesota	12/8/91
Mark Carrier (15)	7	115	vs. Green Bay	9/13/92
Lawrence Dawsey (2)	5	107	vs. Green Bay	9/13/92
Courtney Hawkins	5	102	at Chicago	10/18/92
Lawrence Dawsey (3)	9	101	at Chicago	9/26/93
Horace Copeland	2	104	at Atlanta	10/31/93
Courtney Hawkins (2)	8	112	vs. Washington	12/5/93
Courtney Hawkins (3)	8	105	at Denver	12/26/93
Horace Copeland (2)	7	101	vs. San Diego	1/2/94
Charles Wilson	4	176	vs. L.A. Rams	12/11/94
Lawrence Dawsey (4)	7	116	at Washington	12/18/94
Horace Copeland (3)	5	155	at Philadelphia	9/3/95
Jackie Harris	5	108	at Carolina	10/1/95
Alvin Harper	6	117	vs. Cincinnati	10/8/95
Jackie Harris (2)	10	122	at Green Bay	11/26/95
Horace Copeland (4)	8	122	vs. Green Bay	12/10/95
Courtney Hawkins (4)	8	111	at Detroit	9/8/96
Warrick Dunn	6	106	vs. Miami	9/21/97
Horace Copeland (5)	6	105	vs. Detroit	10/12/97
Bert Emanuel	5	106	vs. Tennessee	11/8/98
Reidel Anthony	2	126	at Jacksonville	11/15/98
Jacquez Green	7	164	vs. Kansas City	11/14/99
Warrick Dunn (2)	6	115	vs. Detroit	12/12/99
Jacquez Green (2)	10	113	at Chicago	1/2/00
Jacquez Green (3)	5	104	vs. Chicago	9/10/00
Jacquez Green (4)	11	131	at Minnesota	10/9/00
Keyshawn Johnson (1)	6	121	vs. Minnesota	10/29/00
Keyshawn Johnson (2)	7	116	vs. St. Louis	12/18/00
Keyshawn Johnson (3)*	6	106	at Philadelphia	12/31/00

Replacement game

* Includes one playoff game

100-YARD RECEIVERS SUMMARY

Mark Carrier (15), Kevin House (14), Jimmie Giles (7), Horace Copeland (5), Bruce Hill (5), Jacquez Green (4), Morris Owens (4), Gerald Carter (4), Lawrence Dawsey (4), Courtney Hawkins (4), **Keyshawn Johnson (3)**, James Wilder (3), Gordon Jones (2), Jackie Harris (2), Isaac Hagins (1), Jerry Eckwood (1), Calvin Magee (1), Steve Holloway (1), Ron Hall (1), Willie Drewrey (1), Charles Wilson (1), Alvin Harper (1), **Warrick Dunn (2)**, Bert Emanuel (1), **Reidel Anthony (1)**

300-YARD PASSING GAMES (36)

Player	Att.	Comp.	Yards	TD	Opponent	Date
Doug Williams	35	16	311	1	vs. Minnesota	10/1/78
Doug Williams (2)	56	30	343	3	vs. Cleveland	9/28/80
Doug Williams (3)	45	21	302	3	vs. Pittsburgh	11/9/80
Doug Williams (4)	55	30	486	4	at Minnesota	11/16/80
Doug Williams (5)	29	16	350	1	vs. Chicago	12/20/80
Doug Williams (6)	40	17	324	1	at Chicago	9/20/81
Doug Williams (7)	30	16	335	2	at Oakland	10/18/81
Doug Williams (8)	29	19	336	2	vs. Atlanta	12/6/81
Doug Williams (9)	35	22	321	1	vs. San Diego	12/13/81

Doug Williams (10)	49	25	367	2	vs. Chicago	1/2/83
Jack Thompson	40	30	316	1	vs. Cincinnati	9/25/83
Jack Thompson (2)	46	25	337	3	at San Francisco	12/4/83
Jack Thompson (3)	42	28	373	3	at Detroit	12/18/83
Steve DeBerg	41	26	316	2	at San Francisco	11/18/84
Steve DeBerg (2)	44	27	322	2	vs. L.A. Rams	11/25/84
Steve DeBerg (3)	43	23	346	2	vs. Chicago	10/6/85
Steve DeBerg (4)	32	19	365	4	at Miami	10/20/85
Steve DeBerg (5)	34	24	333	5	vs. Atlanta	9/13/87
Steve DeBerg (6)	37	23	303	3	at St. Louis	11/8/87
Vinny Testaverde	47	22	369	2	at New Orleans	12/6/87
Vinny Testaverde (2)	45	21	324	2	vs. Philadelphia	9/4/88
Vinny Testaverde (3)	37	20	300	1	vs. Green Bay	10/2/88
Vinny Testaverde (4)	42	25	469	2	at Indianapolis	10/16/88
Vinny Testaverde (5)	52	22	305	1	at Chicago	11/6/88
Vinny Testaverde (6)	38	19	311	3	at Washington	10/22/89
Vinny Testaverde (7)	39	23	336	3	at Cincinnati	10/29/89
Vinny Testaverde (8)	50	27	370	2	vs. Cleveland	11/5/89
Vinny Testaverde (9)	48	31	328	2	at Houston	12/10/89
Vinny Testaverde (10)	33	17	351	2	vs. Atlanta	12/2/90
Vinny Testaverde (11)	41	23	330	2	vs. Minnesota	12/8/91
Vinny Testaverde (12)	25	22	363	2	vs. Green Bay	9/13/92
Craig Erickson	28	18	318	4	at Atlanta	10/31/93
Craig Erickson (2)	24	19	313	3	vs. Indianapolis	9/11/94
Trent Dilfer	48	27	312	0	at Green Bay	11/26/95
Trent Dilfer (2)	40	30	327	0	at San Diego	11/17/96
Trent Dilfer (3)	39	25	301	2	at Minnesota	10/3/99

300-YARD PASSERS SUMMARY

Vinny Testaverde (12), Doug Williams (10), Steve DeBerg (6), Trent Dilfer (3), Jack Thompson (3), Craig Erickson (2),

MULTIPLE-SACK GAMES (105)

Player	Sacks	Opponent	Date
Lee Roy Selmon	2.0	at Houston	9/12/76
Council Rudolph	2.0	vs. Miami	10/24/76
Lee Roy Selmon (2)	2.0	at Philadelphia	9/18/77
Council Rudolph (2)	2.0	at Detroit	11/20/77
Lee Roy Selmon (3)	2.0	vs. Atlanta	11/27/77
Lee Roy Selmon (4)	2.0	vs. Chicago	12/4/77
Lee Roy Selmon (5)	3.0	at New Orleans	12/11/77
Lee Roy Selmon (6)	3.0	at Minnesota	9/17/78
Lee Roy Selmon (7)	2.0	at N.Y. Giants	10/15/78
Dave Pear	2.0	vs. Chicago	10/22/78
Dave Pear (2)	3.0	at San Francisco	12/10/78
Charley Hannah	2.0	at San Francisco	12/10/78
Randy Crowder	2.0	at Baltimore	9/9/79
David Lewis	2.0	at Baltimore	9/9/79
Lee Roy Selmon (8)	2.0	at Baltimore	9/9/79
Lee Roy Selmon (9)	2.0	at Green Bay	9/16/79
Lee Roy Selmon (10)	2.0	vs. L.A. Rams	9/23/79
Lee Roy Selmon (11) *	2.0	vs. Philadelphia	12/29/79
Randy Crowder (2)	2.0	at Cincinnati	9/7/80
Dave Stalls	2.0	vs. Detroit	11/23/80
David Logan	2.0	vs. Minnesota	12/7/80
Lee Roy Selmon (12)	3.0	at Detroit	12/14/80
Lee Roy Selmon (13)	2.0	vs. Minnesota	9/5/81
Hugh Green	2.0	vs. Denver	11/15/81
Lee Roy Selmon (14)	2.0	at New Orleans	11/29/81
Lee Roy Selmon (15)	2.0	at Detroit	12/20/81
Andy Hawkins	2.0	vs. Washington	9/19/82
Dave Stalls (2)	2.0	vs. Chicago	1/2/83
Lee Roy Selmon (16)	2.0	vs. Detroit	9/4/83



RECORDS

David Logan (2)	2.0	at Dallas	10/9/83
Lee Roy Selmon (17)	3.0	vs. New Orleans	10/23/83
David Logan (3)	2.0	at Pittsburgh	10/30/83
Lee Roy Selmon (18)	2.0	at Minnesota	11/6/83
David Logan (4)	2.0	vs. Minnesota	10/7/84
John Cannon	2.0	vs. N.Y. Jets	12/16/84
Hugh Green (2)	2.0	vs. N.Y. Jets	12/16/84
Lee Roy Selmon (19)	2.0	vs. N.Y. Jets	12/16/84
Ron Holmes	2.0	vs. L.A. Rams	10/13/85
David Logan (5)	2.0	vs. L.A. Rams	10/13/85
David Logan (6)	2.0	at N.Y. Giants	11/3/85
Kevin Kellin	2.5	vs. Atlanta	9/13/87
Calvin Turner #	3.0	vs. Minnesota	10/18/87
Miles Turpin #	2.0	vs. Minnesota	10/18/87
Ron Holmes (3)	2.5	vs. Chicago	10/25/87
Chris Washington (2)	2.0	at Green Bay	11/1/87
Chris Washington (3)	2.0	at St. Louis	11/8/87
Curt Jarvis	2.0	at L.A. Rams	11/29/87
Ron Holmes (4)	3.0	vs. St. Louis	12/20/87
Ron Holmes (5)	2.0	vs. Minnesota	10/23/88
Kevin Murphy	2.0	vs. San Francisco	9/17/89
Kevin Murphy (2)	2.0	vs. New Orleans	9/24/89
Ray Goff	2.0	vs. Detroit	10/15/89
Reuben Davis	2.0	at Chicago	11/19/89
Ervin Randle	3.0	at Detroit	9/9/90
Broderick Thomas	3.0	at Dallas	10/7/90
Broderick Thomas (2)	2.0	vs. Chicago	11/4/90
Broderick Thomas (3)	2.0	at Detroit	9/29/91
Keith McCants	2.0	vs. Green Bay	10/27/91
Tim Newton	2.0	vs. Green Bay	10/27/91
Broderick Thomas (4)	2.0	vs. Detroit	11/10/91
Broderick Thomas (5)	2.0	vs. N.Y. Giants	11/24/91
Broderick Thomas (6)	2.0	vs. Indianapolis	12/22/91
Santana Dotson	2.0	vs. Phoenix	9/6/92
Santana Dotson (2)	2.0	vs. Green Bay	9/13/92
Ray Seals	2.0	vs. Green Bay	9/13/92
Broderick Thomas (7)	3.0	at Minnesota	9/20/92
Santana Dotson (3)	2.0	vs. Minnesota	11/8/92
Ray Seals (2)	2.0	vs. Minnesota	11/8/92
Keith McCants (2)	2.0	vs. Chicago	11/15/92
Ray Seals (3)	2.0	at Chicago	9/26/93
Eric Curry	2.0	at Minnesota	10/10/93
Chidi Ahanotu	2.0	vs. Jacksonville	11/19/95
Eric Curry (2)	2.0	vs. Detroit	12/23/95
Warren Sapp	2.0	vs. Seattle	9/22/96
Lonnie Marts	2.0	vs. Oakland	11/10/96
Warren Sapp (2)	2.0	at Minnesota	12/15/96
Hardy Nickerson	2.0	vs. Chicago	12/22/96
Warren Sapp (3)	2.5	vs. San Francisco	8/31/97
Brad Culpepper	3.0	vs. Arizona	9/28/97
Chidi Ahanotu (2)	2.0	vs. Arizona	9/28/97
Chidi Ahanotu (3)	2.0	at Green Bay	10/5/97
Brad Culpepper (2)	3.0	at Atlanta	11/9/97
Chidi Ahanotu (4)	2.0	at N.Y. Giants	11/30/97
Warren Sapp (4)	2.0	vs. Chicago	12/21/97
Warren Sapp (5)	3.0*	at Green Bay	1/4/98
Warren Sapp (6)	2.0	at Green Bay	9/13/98
Brad Culpepper (3)	2.0	vs. Green Bay	12/7/98
Regan Upshaw	2.0	vs. Green Bay	12/7/98
Steve White	2.0	vs. Pittsburgh	12/13/98
John Lynch	2.0	at Washington	12/19/98
Chidi Ahanotu (5)	3.0	at Philadelphia	9/19/99

Warren Sapp (7)	3.0	at Philadelphia	9/19/99
Marcus Jones	2.0	at Philadelphia	9/19/99
Marcus Jones (2)	2.0	at Green Bay	10/10/99
Warren Sapp (8)	2.0	at Green Bay	10/10/99
Brad Culpepper (4)	2.0	vs. Minnesota	12/6/99
Steve White (2)*	2.0	vs. Washington	1/15/00
Ronde Barber	2.5	vs. Chicago	9/10/00
Anthony McFarland	2.5	at Detroit	9/17/00
Warren Sapp (9)	3.0	at Detroit	9/17/00
Marcus Jones (3)	2.0	at Minnesota	10/9/00
Marcus Jones (4)	4.0	vs. Detroit	10/19/00
Warren Sapp (10)	2.0	vs. Detroit	10/19/00
Warren Sapp (11)	2.0	vs. Buffalo	11/26/00
Warren Sapp (12)	2.0	vs. St. Louis	12/18/00

* Playoff game # Replacement game

TOP OPPONENT PERFORMANCES

100-YARD RUSHING GAMES (89)

Player	Att.	Yards	Opponent	Date
Ronnie Coleman	25	142	at Houston	9/12/76
Bob Malone	22	118	vs. Miami	10/24/76
Otis Armstrong	18	116	at Denver	11/7/76
Clark Gaines	27	103	at N.Y. Jets	11/14/76
Rocky Bleier	29	118	at Pittsburgh	12/5/76
Andy Johnson	14	127	vs. New England	12/12/76
Walter Payton	33	101	vs. Chicago	12/4/77
Haskel Stanback	23	112	vs. Atlanta	9/24/78
Horace King	12	104	at Detroit	11/12/78
Roland Harper	25	144	at Chicago	11/26/78
Walter Payton (2)	27	105	at Chicago	11/26/78
Billy Taylor	33	148	at Chicago	10/7/79
Cullen Bryant *	18	106	vs. L.A. Rams	1/6/80
Tony Dorsett	20	100	at Dallas	9/21/80
Walter Payton (3)	28	133	at Chicago	10/6/80
Earl Campbell	33	203	at Houston	10/19/80
Walter Payton (4)	29	130	vs. Chicago	12/20/80
Wilbert Montgomery	22	119	at Philadelphia	10/25/81
Ted Brown	31	129	at Minnesota	11/8/81
George Rogers	23	120	at New Orleans	11/29/81
John Riggins	34	136	vs. Washington	9/19/82
Walter Payton (5)	26	109	vs. Chicago	1/2/83
Tony Dorsett (2) *	26	110	at Dallas	1/9/83
Matt Suhey	19	112	vs. Chicago	11/20/83
Walter Payton (6)	22	106	vs. Chicago	11/20/83
Wendell Tyler	16	102	at San Francisco	12/4/83
Billy Sims	16	100	at Detroit	10/14/84
Eric Dickerson	28	191	vs. L.A. Rams	11/25/84
Walter Payton (7)	17	120	at Chicago	9/8/85
Joe Morris	26	132	at N.Y. Giants	11/3/85
Eddie Lee Ivey	13	109	at Green Bay	12/1/85
Gerry Ellis	9	101	at Green Bay	12/1/85
Randy McMillan	13	108	vs. Indianapolis	12/15/85
Gerald Riggs	27	129	vs. Atlanta	9/28/86
Eric Dickerson (2)	30	207	at L.A. Rams	10/5/86
Stump Mitchell	20	126	vs. St. Louis	10/12/86
Reuben Mayes	24	172	at New Orleans	10/19/86



RECORDS

Walter Payton (8)	20	139	vs. Chicago	11/9/86
Neal Anderson	16	115	at Chicago	9/20/87
Darrin Nelson	17	103	at Minnesota	11/15/87
Charles White	29	137	at L.A. Rams	11/29/87
Stump Mitchell (2)	23	101	vs. St. Louis	12/20/87
Eric Dickerson (3)	33	196	at Indianapolis	12/27/87
Stump Mitchell (3)	18	110	vs. Phoenix	9/18/88
James Brooks	17	131	at Cincinnati	10/29/89
Neal Anderson (2)	15	100	at Chicago	11/19/89
Barry Sanders	21	104	at Detroit	12/17/89
Emmitt Smith	23	121	at Dallas	10/7/90
Craig Heyward	20	155	at New Orleans	11/11/90
Mike Rozier	23	115	vs. Atlanta	12/2/90
Barry Sanders (2)	27	160	at Detroit	9/29/91
Terry Allen	14	127	at Minnesota	11/3/91
Barry Sanders (3)	23	118	vs. Detroit	11/10/91
Mark Higgs	25	131	at Miami	12/1/91
Herschel Walker	16	126	vs. Minnesota	12/8/91
Barry Sanders (4)	21	122	vs. Detroit	10/25/92
Marion Butts	22	104	at San Diego	11/22/92
Rodney Hampton	29	134	at N.Y. Giants	9/12/93
Neal Anderson (3)	23	104	at Chicago	9/26/93
Barry Sanders (5)	22	130	vs. Detroit	10/3/93
Darrell Thompson	21	105	vs. Green Bay	10/24/93
Barry Sanders (6)	29	187	at Detroit	11/7/93
Reggie Brooks	20	128	vs. Washington	12/5/93
Marshall Faulk	18	104	vs. Indianapolis	9/11/94
Barry Sanders (7)	20	166	vs. Detroit	10/2/94
Ricky Watters	14	103	at San Francisco	10/23/94
Terry Allen (2)	17	113	vs. Minnesota	10/30/94
Barry Sanders (8)	26	237	at Detroit	11/13/94
Chris Warren	16	116	at Seattle	11/20/94
Edgar Bennett	21	100	vs. Green Bay	12/24/94
Derrick Moore	21	123	at Carolina	10/1/95
Rashaan Salaam	27	134	at Chicago	12/17/95
Barry Sanders (9)	20	125	at Detroit	9/8/96
Terrell Davis	22	137	at Denver	9/15/96
Robert Smith	18	133	vs. Minnesota	10/8/96
Raymont Harris	19	118	at Chicago	11/3/96
Anthony Johnson	26	111	at Carolina	12/1/96
Leroy Hoard	20	101	at Minnesota	12/15/96
Barry Sanders (10)	24	215	vs. Detroit	10/12/97
Raymont Harris (2)	33	116	at Chicago	11/23/97
Dorsey Levens*	25	112	at Green Bay	1/4/98
Barry Sanders (11)	27	131	at Detroit	9/28/98
Eddie George	27	134	vs. Tennessee	11/8/98
Fred Taylor	20	128	at Jacksonville	11/15/98
Greg Hill	16	123	at Detroit	10/31/99
Napolean Kaufman	8	122	at Oakland	12/19/99
Tyrone Wheatley	19	111	at Oakland	12/19/99
Stephen Davis	28	141	at Washington	10/1/00
James Stewart	29	116	vs. Detroit	10/19/00

*Playoff Game

100-YARD RECEIVING GAMES (89)

Player	Att.	Yards	Opponent	Date
Bob Chandler	5	110	vs. San Diego	12/26/76
Cliff Branch	5	110	at Oakland	11/28/76
Johnny Perkins	4	110	vs. N.Y. Giants	9/2/78
James Scott	5	105	vs. Chicago	10/22/78
Willie Miller	6	105	at L.A. Rams	11/5/78
David Hill	7	106	at Detroit	11/12/78
Paul Coffman	7	106	vs. Green Bay	10/21/79
Ahmad Rashad	7	117	at Minnesota	10/28/79
Fred Scott	9	148	at Detroit	11/11/79
Eddie Lee Ivery	11	128	vs. Green Bay	10/12/80
Paul Coffman (2)	9	109	vs. Green Bay	10/12/80
Aundra Thompson	7	102	vs. Green Bay	10/12/80
Sammy White	6	120	at Minnesota	11/16/80
Leonard Thompson	5	106	at Detroit	12/14/80
Joe Senser	8	101	at Minnesota	11/8/81
James Lofton	6	102	vs. Green Bay	11/22/81
Wes Chandler	8	112	vs. San Diego	12/13/81
Walter Payton	6	115	at Chicago	9/11/83
Ron Springs	11	126	at Dallas	10/9/83
Tony Galbreath	11	110	at Minnesota	11/6/83
Mike Jones	6	110	vs. Minnesota	10/7/84
Carlos Carson	7	131	at Kansas City	10/28/84
Emery Moorehead	8	114	vs. Chicago	10/6/85
Tony Collins	6	109	vs. New England	10/27/85
Al Toon	6	133	at N.Y. Jets	11/17/85
James Lofton (2)	6	106	at Green Bay	12/1/85
Mike Jones (2)	4	104	at Minnesota	12/8/85
Dwight Clark	7	100	vs. San Francisco	9/7/86
Jeff Chadwick	5	106	at Detroit	9/21/86
Charlie Brown	7	110	vs. Atlanta	9/28/86
Pete Metzelaars	7	113	vs. Buffalo	11/2/86
Willie Gault	4	116	vs. Chicago	11/9/86
Al Williams #	5	110	vs. San Diego	10/11/87
Robert Awalt	9	124	at St. Louis	11/8/87
Jerry Rice	7	103	vs. San Francisco	11/22/87
Eric Martin	2	101	at New Orleans	12/6/87
J.T. Smith	6	103	vs. Phoenix	9/18/88
Jay Novacek	5	102	vs. Phoenix	9/18/88
Walter Stanley	6	107	vs. Green Bay	10/2/88
Bill Brooks	7	139	at Indianapolis	10/16/88
Anthony Carter	6	123	vs. Minnesota	10/23/88
Jerry Rice (2)	8	122	vs. San Francisco	9/17/89
Tim McGee	5	127	at Cincinnati	10/29/89
Sterling Sharpe	8	169	vs. Green Bay	12/3/89
Jason Phillips	10	115	at Detroit	12/17/89
Louis Lipps	4	137	vs. Pittsburgh	12/24/89
Robert Clark	6	117	at Detroit	9/9/90
Hassan Jones	5	101	at Minnesota	9/30/90
Sterling Sharpe (2)	7	139	vs. Green Bay	10/14/90
Hassan Jones (2)	7	162	vs. Minnesota	12/16/90
Anthony Carter (2)	8	106	vs. Minnesota	12/16/90
Brett Perriman	6	127	vs. Detroit	11/10/91
Tony Martin	5	106	at Miami	12/1/91
Brett Perriman (2)	9	117	at Detroit	9/27/92
Tom Waddle	3	114	at Chicago	10/18/92
Herman Moore	3	108	vs. Detroit	10/25/92



RECORDS

Michael Haynes	5	113	vs. Atlanta	12/13/92
Jerry Rice (3)	7	118	at San Francisco	12/19/92
Sterling Sharpe (3)	10	147	vs. Green Bay	10/24/93
Andre Rison	11	147	at Atlanta	10/31/93
Jerry Rice (4)	8	172	vs. San Francisco	11/14/93
Anthony Carter (3)	9	104	vs. Minnesota	11/21/93
Alexander Wright	6	104	at L.A. Raiders	12/19/93
Anthony Miller	7	117	vs. San Diego	1/2/94
Qadry Ismail	6	101	at Minnesota	11/27/94
Desmond Howard	5	130	vs. Washington	12/4/94
Sterling Sharpe (4)	9	132	vs. Green Bay	12/24/94
Bert Emanuel	9	121	vs. Atlanta	10/22/95
Eric Metcalf	4	106	vs. Atlanta	10/22/95
Brett Perriman (3)	10	125	at Detroit	11/12/95
Herman Moore (2)	9	104	at Detroit	11/12/95
Pete Mitchell	10	161	vs. Jacksonville	11/19/95
Robert Brooks	6	114	at Green Bay	11/26/95
Cris Carter	6	136	at Minnesota	12/3/95
Robert Brooks (2)	9	122	vs. Green Bay	12/10/95
Jeff Graham	5	102	at Chicago	12/17/95
Brett Perriman (4)	5	135	vs. Detroit	12/23/95
Herman Moore (3)	10	105	vs. Detroit	12/23/95
Herman Moore (4)	9	104	vs. Detroit	9/29/96
Curtis Conway	9	120	vs. Chicago	12/22/96
Barry Sanders	8	102	at Detroit	9/7/97
Jake Reed	6	131	at Minnesota	9/14/97
Rob Moore	8	147	vs. Arizona	9/28/97
Herman Moore	5	120	vs. Detroit	10/12/97
Jake Reed (2)	6	117	vs. Minnesota	11/1/98
Antonio Freeman	7	152	at Green Bay	10/10/99
Bill Schroeder	7	158	at Green Bay	10/10/99
Johnnie Morton	7	107	vs. Detroit	12/12/99
Ricky Proehl*	6	100	at St. Louis	1/23/00
Randy Moss	5	118	at Minnesota	10/9/00
Cris Carter (2)	7	115	vs. Minnesota	10/29/00
Eric Moulds	8	102	vs. Buffalo	11/26/00
Torry Holt	9	165	vs. St. Louis	12/18/00

300-YARD PASSING GAMES (40)

Player	Att.	Comp.	Yards	TD	Opponent	Date
Brian Sipe	32	22	318	3	vs. Cleveland	9/28/80
Lynn Dickey	51	35	418	1	vs. Green Bay	10/12/80
Tommy Kramer	37	24	324	2	at Minnesota	11/16/80
Gary Danielson	44	29	360	1	at Detroit	12/14/80
Steve Dils	62	37	361	1	vs. Minnesota	9/5/81
Dan Fouts	49	33	351	1	vs. San Diego	12/13/81
Ken Stabler	43	29	333	1	at New Orleans	12/5/82
Danny White *	45	27	312	2	at Dallas	1/9/83
Danny White (2)	44	29	377	2	at Dallas	10/9/83
Tommy Kramer (2)	47	27	386	2	vs. Minnesota	10/7/84
Bill Kenney	46	26	332	2	at Kansas City	10/28/84
Dan Marino	39	27	302	3	at Miami	10/20/85
Ken O'Brien	30	23	367	5	at N.Y. Jets	11/17/85
Tommy Kramer (3)	36	21	309	0	at Minnesota	12/8/85
Joe Montana	46	32	356	1	vs. San Francisco	9/7/86
Eric Hipple	46	31	318	0	at Detroit	9/21/86
Jim Kelly	29	14	342	3	Buffalo	11/2/86
Wade Wilson	33	22	339	3	at Minnesota	11/30/86

Neil Lomax	36	25	314	3	at St. Louis	11/8/87
Joe Montana (2)	45	29	304	3	vs. San Francisco	11/22/87
Randy Wright	51	28	321	1	vs. Green Bay	10/2/88
Wade Wilson (2)	30	22	335	3	vs. Minnesota	10/23/88
Don Majkowski	53	25	331	2	vs. Green Bay	12/3/89
Don Majkowski (2)	42	25	355	1	vs. Green Bay	10/14/90
Wade Wilson (3)	39	24	374	1	vs. Minnesota	12/16/90
Jim Kelly (2)	35	20	322	1	vs. Buffalo	9/22/91
Dan Marino (2)	32	20	307	2	at Miami	12/1/91
Rodney Peete	31	20	323	1	at Detroit	9/27/92
Jim Everett	38	25	342	3	vs. L.A. Rams	12/6/92
Wade Wilson (4)	26	19	324	5	vs. Atlanta	12/13/92
Steve Young	29	23	311	4	vs. San Francisco	11/14/93
Brett Favre	39	30	306	3	at Green Bay	9/25/94
Warren Moon	48	33	332	1	vs. Minnesota	10/15/95
Scott Mitchell	41	26	352	2	vs. Detroit	12/23/95
Scott Mitchell	50	29	331	2	at Detroit	9/7/97
Brad Johnson	44	29	334	1	at Minnesota	9/14/97
Kent Graham	52	31	339	1	vs. Arizona	9/28/97
Brett Favre (2)	40	22	390	2	at Green Bay	10/10/99
Daunte Culpepper	53	29	313	1	vs. Minnesota	10/29/00
Kurt Warner	32	20	316	2	vs. St. Louis	12/18/00

* Playoff game # Replacement game

LONGEST PLAYS/ALL-TIME

Passing	Yards	Opponent	Date
Vinny Testaverde to Willie Drewrey	89t	Atlanta	12/2/90
Vinny Testaverde to Willie Drewrey	87t	at Green Bay	9/15/91
Doug Williams to Kevin House	84t	at Detroit	12/20/81
Doug Williams to Jimmie Giles	81t	Chicago	11/1/81
Vinny Testaverde to Tyji Armstrong	81t	L.A. Rams	12/6/92
Jack Thompson to Jimmie Giles	80	at Dallas	10/9/83
Trent Duffer to Reidel Anthony	79t	at Jacksonville	11/15/98
Vinny Testaverde to Mark Carrier	78t	at Chicago	11/19/89
Doug Williams to Kevin House	77t	at Oakland	10/18/81
Shaun King to Jacquez Green	75	vs. N.Y. Jets	9/24/00
Doug Williams to Jimmie Giles	75	at Dallas*	1/2/82
Rushing	Yards	Opponent	Date
Warrick Dunn	76	vs. Chicago	12/21/97
James Wilder	75t	at Minnesota	11/6/83
Jerry Ellison	75	Detroit	12/23/95
Warrick Dunn	70t	vs. Dallas	12/3/00
Gary Anderson	64t	Chicago	9/8/91
Jerry Eckwood	61t	at Chicago	9/30/79
Jerry Eckwood	59	Chicago	11/1/81
Nathan Wonsley	59t	at L.A. Rams	10/5/86
Reggie Cobb	59t	Detroit	11/10/91
Ricky Bell	56	Detroit	9/9/79
Reggie Brooks	56	at Denver	9/15/96



RECORDS

Field Goals	Yards	Opponent	Date
Michael Husted	57	at L.A. Raiders	12/19/93
Martin Gramatica	55	vs. Detroit	10/19/00
Donald Igwebuike	55	at Minnesota	11/30/86
Martin Gramatica	54	vs. Green Bay	11/12/00
Steve Christie	54	Detroit	9/23/90
Michael Husted	54	Minnesota	11/21/93
Michael Husted	54	at Atlanta	11/9/97
Donald Igwebuike	53	at N.Y. Giants	11/3/85
Donald Igwebuike	53	at Green Bay	9/11/88
Donald Igwebuike	53	Cleveland	11/5/89
Michael Husted	53	Washington	12/4/94
Martin Gramatica	53	Atlanta	11/21/99

There have been 34 50-yard or longer field goals: Husted 10, Igwebuike 9, Gramatica 8, Capece 4, Christie 2, Tiffin 1

Kickoff Returns	Yards	Opponent	Date
Vernon Turner	77	Minnesota	10/30/94
Karl Williams	63	Washington	12/8/96
Reidel Anthony	60	at Detroit	9/28/98
Phil Freeman	58	at Chicago	9/8/85
Yo Murphy	55	at New Orleans	11/7/99
Danny Peebles	55	at Minnesota	9/30/90


Punt Returns	Yards	Opponent	Date
Jacquez Green	95t	at Green Bay	9/13/98
Karl Williams	88t	vs. Chicago	12/22/96
Vernon Turner	80t	Detroit	10/2/94
Karl Williams	73t	vs. Buffalo	11/26/00
Karl Williams	72	at Minnesota	12/15/96

Fumble Returns	Yards	Opponent	Date
Cedric Brown	80t	at Houston	10/19/80
Martin Mayhew	78t	Minnesota	10/15/95
David Logan	60t	Detroit	12/14/80
Hugh Green	60t	at Dallas *	1/9/83
David Logan	54t	at Minnesota	11/6/83

Interception Returns	Yards	Opponent	Date
Neal Colzie	82t	Minnesota	9/5/81
Cedric Brown	81t	Green Bay	11/22/81
Darryl Pollard	75	at Chicago	10/18/92
Cedric Brown	72	N.Y. Giants	11/18/79
Jeremiah Castille	69t	New Orleans	10/23/83
Ricky Reynolds	68t	Detroit	10/15/89
Wayne Haddix	65t	at San Francisco	11/18/90
Wayne Haddix	62t	at Detroit	9/9/90
Harry Hamilton	58	at Atlanta	11/27/88
Scot Brantley	57	San Francisco	9/7/86

Punts	Yards	Opponent	Date
Sean Landeta	74	at N.Y. Jets	12/14/97
Dave Green	70	at Detroit	11/20/77
Mark Royals	66	at Chicago	1/2/00
Frank Garcia	64	Detroit	9/4/83
Frank Garcia	64	at Minnesota	11/6/83

* Playoff game



NAVY

John McKay 1923-2001

John McKay, known for his unprecedented success on the football field and his wit off of it, died on Sunday, June 10 from kidney failure due to complications from diabetes at the age of 77. With his passing, the Buccaneer family lost the man who led the franchise from its very beginning. He turned around the fortunes of a team that lost its first 26 games, taking it to the postseason three times.

McKay spent more than 25 years overall as a head coach on the collegiate and professional level. The legendary coach compiled an overall head coaching record of 171-128-9 (.572). In 25 seasons as a head coach, McKay's teams won a college conference or professional division championship 11 times and advanced to postseason play on 12 occasions.

McKay was named the first head coach in Tampa Bay Buccaneers history on October 31, 1975. He coached the Buccaneers for nine seasons (1976-84) and compiled a 44-88-1 record. In just the franchise's fourth season (1979), he led Tampa Bay to an NFC Central Division championship, a playoff win over Philadelphia and the club's first appearance in the NFC Championship Game. McKay also coached the lone Hall of Famer in Buccaneer history, DE Lee Roy Selmon, the team's first overall draft pick in 1976.

He also guided the Buccaneers to consecutive playoff appearances in 1981 and 1982. McKay then led Tampa Bay to its second NFC Central Division championship in 1981. He was a part of the franchise's inaugural win, a 33-14 victory over the New Orleans Saints on December 11, 1977. He later served as Team President during the 1985 season.



Prior to joining Tampa Bay, McKay coached at the University of Southern California for 16 seasons from 1960-75. He led the Trojans to four national championships and a 127-40-8 record (.760) at USC. McKay coached 40 first-team All-Americans during his 16 years.

In only his third season as head coach at USC in 1962, McKay guided the Trojans to his first national crown. He followed by capturing national championships in the 1967, 1972 and 1974 seasons. His four national titles ranks tied with Notre Dame's Frank Leahy for second all-time, trailing only Alabama's Paul "Bear" Bryant's six championships. In addition, his resume at USC includes three undefeated seasons, nine conference championships, eight Rose Bowl appearances (including five victories), 14 consecutive winning campaigns and two National Coach of the Year honors (1962 and 1972). He also tutored two Heisman Trophy winners in Mike Garrett (1965) and O.J. Simpson (1968). McKay produced outstanding players at nearly every position at USC, including RB Ricky Bell, FB Sam Cunningham, QB Pat Haden, WR Lynn Swann, LB Richard Wood, OT Ron Yary and TE Charles Young. During his last four seasons at USC (1972-75), he also served as the school's athletic director.

McKay served as an assistant coach at USC in 1959 before being named the Trojans head coach in 1960. He was also an assistant coach at Oregon from 1950-1959.

McKay played one season as a defensive back at Purdue (1946) before transferring to Oregon, where he lettered the following three seasons. He still holds the Ducks record for yards per carry (6.4 avg.). McKay led the Ducks in scoring in 1948 while earning All-American honorable mention and All-Coast first-team honors. Prior to attending college, he served in the Army Air Corps in World War II.



McKay was inducted into the College Football Hall of Fame in 1988 and

into the Rose Bowl Hall of Fame in 1991. He was also a member of the 1994 inaugural class of USC's Athletic Hall of Fame.

McKay was born in Everettville, West Virginia. He attended Shinnston High School (WV), where he was an all-state running back and a star guard in basketball.

He and his wife Corky (the former Nancy Jean Hunter) celebrated their 50th anniversary on June 19, 2000. The couple had four children, sons John and Rich and daughters Michele and Terri. Rich has been general manager of the Buccaneers since 1994, while John served as the general manager of the NFL's Champion Los Angeles Xtreme last season and also played wide receiver for USC from 1972-74 and for Tampa Bay from 1976-78. McKay also leaves behind 10 grandchildren.

McKAY'S HEAD COACHING RECORD

USC

YEAR	W	L	T	LEAGUE FINISH	AP/UPI RANKING	FINAL BOWL
1960	4	6	0	2	—/—	—
1961	4	5	1	t2	—/—	—
1962	11	0	0	1	1/1	Rose (def. Wisconsin, 42-37)
1963	7	3	0	2	—/t16	—
1964	7	3	0	t1	10/10	—
1965	7	2	1	2	10/9	—
1966	7	4	0	1	—/18	Rose (lost to Purdue, 14-13)
1967	10	1	0	1	1/1	Rose (def. Indiana, 14-3)
1968	9	1	1	1	4/2	Rose (lost to Ohio State, 27-16)
1969	10	0	1	1	3/4	Rose (def. Michigan, 10-3)
1970	6	4	1	t6	15/t19	—
1971	6	4	1	2	20/—	—
1972	12	0	0	1	1/1	Rose (def. Ohio State, 42-17)
1973	9	2	1	1	8/7	Rose (lost to Ohio State, 42-21)
1974	10	1	1	1	2/1	Rose (def. Ohio State, 18-17)
1975	8	4	0	5	17/t19	Liberty (def. Texas A&M, 20-0)
TOTALS	127	40	8			

TAMPA BAY BUCCANEERS

YEAR	W	L	T	DIVISION FINISH	PLAYOFFS
1976	0	14	0	5	—
1977	2	12	0	5	—
1978	5	11	0	5	—
1979	10	6	0	1	1-1 (def. Eagles, 24-17; lost to Rams, 9-0)
1980	5	10	1	t4	—
1981	9	7	0	1	0-1 (lost to Cowboys, 38-0)
1982	5	4	0	t4	0-1 (lost to Cowboys, 30-17)
1983	2	14	0	5	—
1984	6	10	0	3	—
TOTALS	44	88	1		



LEE ROY SELMON

Lee Roy Selmon became the first Buccaneer player ever inducted into the Pro Football Hall of Fame on July 29, 1995. The Buccaneers' first draft choice in 1976, Selmon proved to be the most outstanding player to date in team history. Drafted out of Oklahoma where he won both the Outland and Lombardi trophies during his senior season, Selmon went on to become the cornerstone of the Buccaneer franchise for nearly a decade.



A member of eight All-America teams while with the Sooners, Selmon was an even greater professional. The Buccaneers' all-time career sack leader (78.5), Selmon anchored a ferocious defense which led the team to its first-ever NFC Central Division Championship in 1979.

Selmon managed to establish numerous team records despite having his career prematurely shortened due to a herniated disk suffered at the end of the 1984 season. His lengthy list of Buccaneer records include: career sacks (78.5), sacks in a season (13), career fumbles caused (28.5) and Pro Bowl selections (six). In addition, he was named NFL Defensive Player of the Year in 1979 and NFC Defensive Lineman of the Year by the NFL Players Association four times

(1979-80, 1982-83). His number 63 became the first and only jersey retired by the Buccaneers on September 7, 1986.

Selmon's on-the-field contributions were equalled only by his generosity off the field. He was a perennial contender for the NFL Man of the Year and the Byron "Whizzer" White Award for humanitarian service. Since his retirement, Selmon has remained highly-visible in community affairs. In addition to occupying a seat on the board of the Tampa Sports Authority, Selmon has taken on the

responsibility of building the University of South Florida's football program. Selmon served as Associate Athletic Director at USF since August of 1994 before being named Athletic Director this past June. Selmon was entrusted with the primary task of procuring funds for the University's successful efforts to form a football team.

Selmon was born and raised in Eufaula, Okla. He has five brothers and three sisters, including Dewey, who played for the Bucs from 1976-80, and Lucious, who is currently the outside linebackers coach for the Jacksonville Jaguars. Lee Roy and his wife, Claybra, have three children, Brandy, Lee Roy, Jr., a sophomore on the USF football team, and Christopher.

BUCCANEERS STATISTICS

YEAR	TEAM	G-S	TOTAL TACK.	FUM. REC.	FUM. FOR.	QB SACK
1976	Tampa Bay	8-6	24	0	0	5.0
1977	Tampa Bay	14-14	110	2	5	13.0
1978	Tampa Bay	14-14	92	0	2	11.0
1979	Tampa Bay	16-16	117	2	3	11.0
1980	Tampa Bay	16-16	97	2	4	9.0
1981	Tampa Bay	14-13	73	0	5	6.5
1982	Tampa Bay	9-9	58	1	2	4.0
1983	Tampa Bay	14-13	71	1	3	11.0
1984	Tampa Bay	16-16	100	2	4.5	8.0
9-YEAR TOTALS		121-117	742	10	28.5	78.5

TICKET INFORMATION

For the second consecutive year, the Buccaneers have sold out Raymond James Stadium to season ticket holders. The Buccaneers Ticket Office is adding names to their season ticket waiting list, which currently has over 20,000 requests. The ticket office may be reached by phone at (813) 879-2827 or (800) 282-0683, over a TTY line for hearing-impaired guests, and via e-mail at TicketOffice@buccaneers.nfl.com. Office hours are 8:30 a.m. to 5:30 p.m., Monday through Friday.

Buccaneers single-game tickets can be found in four price ranges, as shown by the accompanying

stadium diagram. Raymond James Stadium is currently sold out through season ticket sales and most sections are not available on a game-by-game basis.

Should any single game tickets become available, they may be purchased through TicketMaster outlets, TicketMaster charge-by-phone, and online at TicketMaster.com. If tickets remain available on game day, they will be sold at the Raymond James Stadium box office at the south end of the stadium beginning three hours before kickoff.

AMENITIES AT RAYMOND JAMES STADIUM

General Seating. After 22 years of watching Buccaneer football from bench seating, Tampa Bay fans now comfortably settle into individual seats, measuring 19-21" wide and with 32-33" from one seat back to the next. Overall, Raymond James Stadium holds over 65,000 fans, 50,000 of which are in general seating. There are up to 650 wheelchair-accessible seats located in all areas, not just the end zone. Seats in all sections also feature cupholders.

Club Seats. Raymond James Stadium also has over 12,000 club seats, a modern feature that allows fans to experience Buccaneer games and entertain guests in maximum comfort. Club seats are extra-wide and padded and feature waiter service and prime sideline locations. The seats are accessible from a luxurious, air-conditioned club level that houses restaurants, sports bars, video walls, lounge seating and additional views of the field.

Luxury Suites. A total of 195 suites on three floors at mid-level along both sidelines offer absolutely the most luxurious setting to watch a Buccaneer game. Each suite has retractable glass windows, private bar and restroom and televisions that can carry other NFL action. The suites are accessible from private elevators.

Concessions. Raymond James Stadium has over 600 points of sale for food, beverages and merchandise, a ratio of one point for every 103 seats. A wide variety of concessions will be available, from hot dogs and sodas to gourmet pizzas and cappuccino.

Restrooms/Services. Raymond James Stadium is equipped with 60 restroom locations and a total of 972 fixtures. That ratio of one fixture for every 81 fans is an immense improvement in

comfort for Buccaneer fans. The ratio for women fans is one fixture for every 70 people, improved from 1 for every 129 in Houlihan's Stadium. There are also five first aid stations, with at least one on each level.

Media Facilities. The Raymond James Stadium press box seats up to 225 members of the media in a spacious, comfortable box on the west side upper suite level. A dining area featuring a multiple-screen video wall has been added, and the box is accessible from an elevator dedicated specifically to the media. The media entrance is located at Dock D on the southwest corner of the stadium.

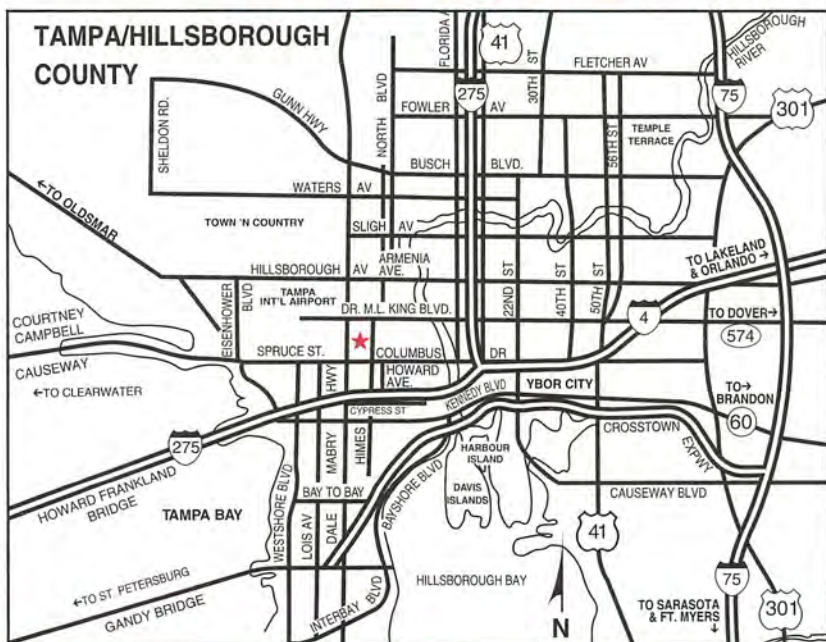
Escalators. An added comfort feature in Raymond James Stadium is a total of 20 escalators. With a bank of four escalators located at each corner ramp and an additional four in the club lounge, Buccaneer fans will find it easier and quicker to navigate the stadium than ever before.

Traffic Control. Patrons of events at Raymond James Stadium can be assured that their travel to and from the facility will be as time-efficient as possible. The stadium is outfitted with a comprehensive traffic control system that automatically assists with the progression of traffic in and around the stadium traffic area. The system is comprised of a traffic control center located adjacent to the Tampa Sports Authority offices on the ground level of the south end zone plaza. From there, a crew of over 50 uniformed officers will assist in easing traffic flow. In addition, the system is equipped with 10 cameras and a staff of four constantly monitoring each major intersection surrounding the stadium and altering traffic light cycles accordingly.

PARKING DIAGRAM



STADIUM AREA DRIVING MAP



BUCCANEER TICKET OFFICE

One Buccaneer Place
Tampa, FL 33607
(813) 879-2827
(800) 282-0683
TTY: (813) 879-0386
Fax: (813) 876-5782

TICKETMASTER

Tampa: (813) 287-8844
St. Petersburg/Clearwater: (727) 898-2100
Bay area locations include KMart, selected Camelot Music & Spec's Music stores, the Florida State Fairgrounds, Tampa Theater, Bayfront Center and the USF Sun Dome.



RAYMOND JAMES STADIUM



An instantly-recognizable Tampa Bay landmark, Raymond James Stadium includes some of the most unique stadium features in the world. It is a blend of modern design, classic appointments, state-of-the-art technology and historic influences that combine to create the most exciting and enjoyable game atmosphere in the National Football League. Some of the most extraordinary features include:

BUCCANEER COVE

In an effort to expand and enhance the overall game experience at Raymond James Stadium, the Tampa Bay Buccaneers constructed a \$3 million pirate ship extravaganza called Buccaneer Cove. Located in the north end zone of the stadium, Buccaneer Cove encompasses 20,000 square feet and runs the entire length of the end zone concourse. The Cove features a weathered, two-story fishing village façade from which a wide variety of stadium concessions, ranging from standard fare to more authentic Tampa items, are offered. Scattered throughout the area are a variety of beach hut kiosks offering additional concessions and other game enhancements.

The centerpiece of Buccaneer Cove is the majestic, 103-foot-long ship, an authentic replica of an early 1800s pirate ship, arguably one of the most recognizable stadium features in the world.

The most menacing aspect of the pirate ship is its massive 9'x7' skull and crossed swords facing the playing field which features huge, glowing red eyes and a mouth that breathes smoke. Additionally, eight cannons celebrate

Buccaneer touchdowns by releasing thundering cannon fire, smoke, mini-footballs and a variety of Buc merchandise into the stands. The ship will also be complete with working rigging and a crew to raise and lower its huge 32'x50' sails.

Massive enough to be a striking image from any spot in the stadium, the majestic ship looms over the the crowd in the north end zone.

- Ship Length103'
- Ship Weight43 tons
- Ship Height78'
- Bow Detail9'x7'
- Ship Width32'
- Swords.....16' each

The ship was constructed over a two-month period using, among others, the following materials:

- 5.5 tones of concrete
- 14 tons of steel
- 700 yards of sails
- 1 mile of rigging
- 300 feet of rope
- 60 gallons of paint
- 64,000 linear feet of wood trim

The ship's dock serves as an interactive entertainment area from which patrons enjoy the most unique vantage point in the National Football League. Adding to the festive atmosphere is a larger-than-life interactive talking parrot that sits perched at the ship's stern.

RAYMOND JAMES STADIUM



All areas of Buccaneer Cove and the Ship's facilities are ADA disabled ramp accessible so that all fans can benefit from this unique setting. With a full menu of food and beverages, plentiful facilities and an excellent view of the action on the field, Buccaneer Cove is as animated as the 19th-century pirate village after which it is modeled.

Buccaneer Cove was designed by HOK Studio E and constructed by The Nassal Company.

BucVision

BucVision, which features two massive videoboards at each end of Raymond James Stadium, is arguably the most sophisticated video and scoreboard system in the NFL.

The main attraction of BucVision is the sheer size of the two videoboards, each measuring 24 feet high by 92 feet wide, which is significantly larger than conventional NFL scoring systems.

BucVision is not only larger, it is more technologically advanced. In addition to viewing plays from three different angles at each end of the field, fans are also treated to highlights from up to six games simultaneously from around the NFL before and after Buccaneer games, essentially transforming Raymond James Stadium into the world's largest sports bar.

Operated by more than 30 technicians, BucVision allows Tampa Bay to become the first professional team in any sport to show images through high-definition television (HDTV), the wide-screen television images which are revolutionizing the television industry. In addition to showing the network feeds, the system incorporates five in-house cameras that capture the festive atmosphere of Raymond James Stadium patrons.

The system also contains a crystal-clear sound system which enhances the gameday experience for general fans, club seat holders, and luxury suite patrons.



Who Is RAYMOND JAMES?

There are those who claim to have met him... which is odd, because no one by the name of Raymond James exists. Never did. It's simply a combination of two names, Robert James, who founded the firm in 1962, and Edward Raymond, who sold his firm to Bob James in 1964. The James family is still very much a part of Raymond James. Bob's son, Tom, is the CEO and his two sons, Hunt and Court, are actively involved with the firm.

And although no one really knows a person by the name of Raymond James, the firm itself is very well known for:

- Being the fourth largest U.S. investment firm with more than 1,900 offices.
- Having one of the top-rated equity research teams in the country.
- Being one of the largest employers in the Tampa Bay community.
- Having the distinction of being the only brokerage firm in the nation to buy the naming rights to an NFL stadium.

Through its three investment firms, Raymond James & Associates, Raymond James Financial Services and Raymond James Ltd., the firm is located in all 50 states of the United States, in Canada and in eight countries overseas.

Raymond James has its international headquarters in the Feather Sound area of St. Petersburg, Florida, just off Ulmerton Road. Over the last 39 years, the firm has built an international reputation as a leader in investment and financial planning for individuals, corporations and municipalities.

Raymond James Financial is a highly diversified, financial services firm with its own insurance company, bank, trust companies, merchant banking company and asset management subsidiaries.

Nearly 3,000 Associates are employed at the firm's international headquarters in St. Petersburg and more than 10,000 are affiliated with the firm worldwide. Raymond James has international offices in Argentina, Belgium, Canada, England, France, Germany, India, Switzerland and Turkey.

And it's growing every day. The firm recently acquired Goepel McDermid, one of Canada's largest independent broker/dealers. In January 2001, Goepel McDermid became Raymond James Ltd., Raymond James Financial's third wholly-owned broker/dealer subsidiary.

BUT BEING FIRST IS NOTHING NEW TO RAYMOND JAMES.

In 1998, when Raymond James decided to buy the naming rights to Tampa's new community stadium, it became the first investment firm in the United States to make such a bold move.

Raymond James is widely known as a firm of firsts. In addition to being one of the first firms to offer financial planning, it was among the first to affiliate an insurance agency in support of its financial planning process. It also became one of the first to offer clients the alternative of wrap-fee accounts and the first to provide



Thomas A. James, CEO



The Raymond James Financial Center, the firm's sprawling headquarters complex, is situated on 45 acres in northeast St. Petersburg, right in the heart of the Tampa Bay area. Three fourth-story bridges connect the three towers. The bridge between Towers 2 and 3 is 320 feet long, making it one of the longest in Florida and a landmark in the area. The Financial Center houses Tom James' personal art collection, the largest privately owned collection in the Southeast, and is surrounded by beautiful landscaping comprised entirely of plants and trees indigenous to Florida.

investors with a "Client Bill of Rights," a detailed explanation of an investor's rights and responsibilities.

In 1998, Raymond James achieved another first when it became the only firm to offer investors exclusive mutual fund research with specific recommendations (highly recommended/hold-under review or not recommended) on load and no-load mutual funds and sectors.

Raymond James is also one of the industry's front runners in financial services technology, offering clients a full array on online services including account access and online trading in alliance with his or her personal Financial Advisor.

SERVICE MAKES RAYMOND JAMES SPECIAL

A key factor in the firm's success is its unswerving commitment to clients, embodied in a philosophy we call "Service 1st." Bob James, whose concern for people and their financial well being was legendary, set this extraordinary standard for client service. The firm's commitment to service has only grown more resolute over the years as Tom has continued to stress his father's allegiance to client service.

The firm is also distinguished for its support of the communities in which we live and work. In

Tampa Bay alone, Raymond James is perennially one of the largest contributors to the United Way, sponsors major art events such as the Gasparilla Festival of the Arts, supports the Florida Orchestra, contributes to several important museums and assists many Tampa Bay educational institutions. Raymond James also encourages its Associates around the world to participate enthusiastically in worthwhile volunteer activities that enrich their communities.

WORK, WORK, PLAY ENVIRONMENT

It's commonly known in the Tampa Bay area that people who choose to work for Raymond James remain with the firm. Many Associates have celebrated and surpassed their 20-, 25-, even 30-year anniversaries with the 39-year-old firm.

Raymond James works hard to find employees who meet the firm's standards in terms of knowledge, aptitude, energy and service orientation. And, once those employees are on board, Raymond James works even harder to ensure that they stay with the company.

While the turnover rate is low, the firm's growth rate is tremendous. At any time, there are 150-170 openings at the international headquarters. On average, the firm receives 20,000 applications a year and conducts nearly 4,000 interviews. Not surprisingly, a large percentage of new hires spring from Associate referrals.





Raymond James' state-of-the-art trading floor sits atop miles of computer, phone and TV cabling under the floor. Wall-mounted monitors keep traders constantly apprised of breaking developments in the markets.

Three key factors figure into the high employee retention rate at Raymond James. They are the firm's distinctive "work, work, play" environment, its flexibility with regard to work schedules and dress, and the educational opportunities the firm offers. In addition to its own on-site "university," Associates are encouraged to continue advancing their educations by way of a generous tuition reimbursement program.

A SIGHT TO BEHOLD, THE RAYMOND JAMES ART COLLECTION

Another benefit enjoyed by Associates at Raymond James is the opportunity to enjoy magnificent art on every floor of every tower at the Raymond James Financial Center. Tom James personal art collection is one of the largest private collections in the Southeast and runs the gamut from Wall Street paintings by Leroy Neiman to stunning outdoor Indian bronzes by Dave McGary. The collection is maintained by a full-time art curator who supervises Associate, client and community tours on a regular basis.

For the second year in a row, the firm sponsored "Wildlife Reflections," a one-of-a-kind art show and sale featuring paintings and sculptures from nationally and internationally acclaimed wildlife artists. The show was held at our headquarters in St. Petersburg and was

open to the public. The event featured 14 nationally and internationally recognized artists and more than 300 works of art — including paintings, bronzes and prints — were displayed.

It may seem like a stretch for a firm that specializes in investment and financial planning and is noted for its art and community involvement to partner with the hard-hitting star of the National Football League, the Tampa Bay Buccaneers. But it's proven to be a good match.

FINANCES AND FOOTBALL - AN INTELLIGENT MIX

Tom believes that the national exposure of having the firm's name associated with one of the NFL's finest sports facilities will pay big dividends in building brand identity beyond the boundaries of Florida.

The partnership between the Buccaneers and Raymond James has proven to be a good one. Several Buccaneers have interned at Raymond James to learn more about the corporate world and hone their business skills and more internships are planned.

Derrick Brooks kicked off Raymond James' 1999 United Way Campaign and the firm has had the pleasure of hosting several other players and cheerleaders at special events. The Raymond James Financial Center also served as host for numerous Bucs/WQYK pep rallies last year, with more planned for this season.

Currently, Raymond James is working with Bucs' Kicker Martin Gramatica on a special program designed to benefit children's hospitals in the Tampa Bay area and in other NFL cities in which the Bucs play.

According to Tom, "We're proud to have our firm's name associated with the Buccaneers and we look forward to growing that partnership by having our two teams work together to improve the community of Tampa Bay."

For additional information about Raymond James, please visit our Web site: www.RaymondJames.com.

Key facts: Raymond James Financial, Inc.

Description	An international diversified financial services holding company, headquartered in St. Petersburg, Florida, with subsidiaries engaged primarily in investment and financial planning.
Address	880 Carillon Parkway, St. Petersburg, Florida 727-573-3800
Web site	www.RaymondJames.com
Founded	August 16, 1962
Chairman	Thomas A. James
Ticker symbol	RJF
Exchange	New York Stock Exchange
2000 revenues	\$1,698,594,000
Net income	\$125,195,000
Number of locations worldwide	1,900
International offices	Located in Buenos Aires, Argentina; Brugge, Brussels and Sombrefe, Belgium; Barrie, Calgary, Comox, Edmonton, Fort McMurray, Hamilton, Kelowna, Kingston, Medicine Hat, Montreal, Nanaimo, Pentietion, Red Deer, Saskatoon, Sidney, Toronto, Vancouver, Victoria, Waterloo and White Rock, Canada; London, England; Cannes, Nice and Paris, France; Dusseldorf and Stuttgart, Germany; Mumbai, India; Geneva and Lausanne, Switzerland; and Istanbul, Turkey.
Corporate headquarters employees	3,000
Associates worldwide	10,000
Major subsidiaries	Raymond James & Associates Raymond James Financial Services Raymond James Ltd. Eagle Asset Management Heritage Asset Management Raymond James Bank, FSB Raymond James Trust Companies Planning Corporation of America Raymond James Capital Raymond James International Holdings



BUCS IN THE COMMUNITY

The Tampa Bay Buccaneers owners, players, coaches and staff members support a variety of community programs. During the 2000 football season, members from all areas of the Buccaneers organization donated significant amounts of time and funding to established charities, and several created their own philanthropic programs. The following is just a sample of the many community programs the Buccaneers have supported over the past year:

- Pro Bowl LB **Derrick Brooks** accompanied 25 members from the Ybor City and Ponce De Leon Boys & Girls Clubs on a tour of the western United States as part of the "Brooks' Bunch - Wild, Wild West" program. In order to qualify for a spot on the trip, Boys & Girls Club members participated in classes that focused on such topics as the War of 1812, Lewis and Clark, Indian resettlement, the railroad system, the Gold Rush and the Buffalo Soldiers. Participants were


required to complete a variety of assignments that tested their knowledge of the Western settlement, and students who earned high grades on their assignments and exhibited good behavior in the classes made the trip with Brooks. The Wild, Wild West tour included stops at the Grand Canyon, Hoover Dam and the Golden Gate Bridge. Other Brooks' Bunch trips have included tours of South Africa, Washington, D.C., Atlanta and Ft. Lauderdale.



*Twenty-two single moms and their 66 kids have been able to move into new homes with help from Pro Bowl RB **Warrick Dunn's** "Homes for the Holidays" program.*

- Over the years, Pro Bowl RB **Warrick Dunn** has helped 22 single-mothers become first-time homeowners through his annual "Homes for the Holidays" program. In 2000, Dunn made the down payments on new homes for three Baton Rouge, Louisiana families two days before Thanksgiving, and did the same for three single-mother families in the Tampa Bay area two weeks before Christmas. Dunn worked with local businesses to fill each house with such necessities as furniture for every room, washer and dryer, kitchen appliances, lawn mowers, dishes and food.

- During his fourth annual "Circle of Friends — Winter Week," OT **Jerry Wunsch** accompanied a group of pediatric cancer patients on a five-day ski trip to his hometown of Wausau, Wisconsin. Wunsch partnered with St. Louis Rams DE Grant Wistrom to host the trip, and the two brought together 30 young cancer patients from Tampa's Children's Cancer Center and from similar centers in St. Louis, Atlanta and Wisconsin. The Circle of Friends enjoyed cross-country and downhill skiing, dog sled and snowmobile rides and a sleigh ride through the country.



*Pro Bowl LB **Derrick Brooks** celebrates the holidays with Ybor City Boys & Girls Club members.*

BUCS IN THE COMMUNITY



Tackle **Jerry Wunsch** enjoys the fourth annual "Circle of Friends Winter Week" with pediatric cancer patients.

- During the 2000 off-season Pro Bowl **S John Lynch** and his wife, **Linda** formed the John Lynch Foundation, a non-profit organization that benefits children in the Tampa Bay area and the Lynches' hometown of San Diego, California. Through the Foundation, the Lynches have strengthened their existing charitable programs, including the John Lynch Salute the Stars and the Lynch Family Legacy Scholarship programs, both of which recognize student-athletes for their academic and community service work. They also continue to work closely with Boys & Girls Clubs in both the Tampa Bay and San Diego communities and are in the process of creating new programs.



Pro Bowl **S John Lynch** and his wife, **Linda**, distribute Star of the Month awards to scholar-athletes.

- Pro Bowl CB **Donnie Abraham** was the official spokesperson for Tampa Children's Hospital's "Kids Are Heroes," a program that recognizes Bay area students who have demonstrated heroic and unselfish acts. Kids receive nominations from teachers, guidance counselors, parents or other relatives, and a panel of judges consisting of Tampa Children's Hospital patients selects the Kids Are Heroes award winners. Donnie and his wife, Tunisia, helped young judges determine award finalists during a pizza party at the hospital and they presented the awards at the annual Kids Are Heroes banquet. Additionally, the Abrahams hosted the Kids Are Heroes winners at the Buccaneers' home game against Buffalo as part of the "Abraham's Cover Zone" ticket program.

- Quarterback **Shaun King** sponsored "King's Dream," an education-based program that involved teaching middle school students about civil rights. Twenty students attended a series of 12 classes at Academy Prep Center for Education, where they were required to perform various research and writing assignments on topics such as the United States Civil Rights Movement, colonialism, slavery and the Civil War. The students also learned about civil rights struggles around the world and discussed the Holocaust and the controversies in such areas as Bosnia and Northern Ireland. The King's Dream program concluded in April of 2001 with an educational trip through the South, including stops in Atlanta, Birmingham and Montgomery.

- Several Buccaneers, including Pro Bowl K **Martin Gramatica**, LB **Jamie Duncan**, C/G **Todd Washington**, G **Cosey Coleman**, TE **Todd Yoder** and TE **Blake Spence** spent Halloween at the Children's Home, a residence for children ages 5 — 18 who have backgrounds of severe abuse, neglect and abandonment. The Buccaneers carved pumpkins and decorated trick-or-treat bags with kids who live at the Children's Home.

- Pro Bowl center **Jeff Christy** created the "Brookwood Birthdays" program for the young girls who reside at Brookwood, a licensed therapeutic group home for adolescent girls who are victims of abuse, neglect or violence. Through the program, he and his wife, **Kris** send a birthday card, personalized birthday cake and a Target gift certificate to every Brookwood girl on her birthday. He also invites the Brookwood



BUCS IN THE COMMUNITY

girls to Buccaneers home games through his "Christy's Corner" ticket program.

- Pro Bowl K **Martin Gramatica** continued his relationship with Shriners Hospitals for Children by visiting young patients at the facility located on the University of South Florida campus. During his visits to the hospital he worked on arts and crafts projects with the kids, signed autographs and posed for photos.



Quarterback **Shaun King** visits the Alabama Department of Archives and History during his "King's Dream" trip.

- Several Buccaneers donated to Bay area charities by sponsoring on-field-incentive programs. Pro Bowl K **Martin Gramatica** sponsored "Kicking for Kids" in conjunction with Raymond James Financial. For every field goal Martin kicked, Raymond James Financial donated \$500 to various children's hospitals. For each Buccaneers touchdown made in Raymond James Stadium, Buccaneers general manager **Rich McKay** and his wife, **Terrin**, donated \$200 to the Children's Home of Tampa Bay. For each touchdown he made, Pro Bowl FB **Mike Alstott** contributed money to the Mike Alstott Fund, which benefits various Bay area children's charities. Through his "Tackles for Tampa" program, Pro Bowl S **John Lynch** pledged funds to the **John Lynch** Foundation based on the number of tackles, interceptions and sacks he made.

- Receiver **Keyshawn Johnson** celebrated Thanksgiving with some of Tampa's under-privileged families by giving away 400 turkeys to families who receive assistance from the Tampa Housing Authority and the Tampa-Hillsborough Urban League. Pro Bowl LB **Derrick Brooks** distributed Thanksgiving dinners to families whose children attend the Ponce de Leon and Ybor City Boys & Girls Clubs.

- Several Buccaneers players stuffed Thanksgiving food baskets at the Metropolitan Ministries holiday food tent. Players who participated in the annual event included Pro Bowl G **Randall McDaniel** and his wife, **Marianne**, Pro Bowl K **Martin Gramatica**, LB **Shelton Quarles**, RB **Rabih Abdullah**, DE **John McLaughlin**, P **Mark Royals**, S **David Gibson**, TE **Todd Yoder**, C/G **Todd Washington**, S **Eric Vance** and DT **James Cannida**.

- Several players celebrated the Christmas season with area children and families. For the fourth consecutive year, Pro Bowl FB **Mike Alstott** and TE **Dave Moore** visited kids who reside at the Joshua House, a home for abandoned, abused and neglected children. Quarterback **Shaun King** celebrated Christmas with families whose children attend the Childs Park Recreation Center in St. Petersburg by providing them with holiday food baskets and Christmas trees. DT **James Cannida** distributed holiday food baskets to families in need during the 11th Annual Project H Christmas Food Basket Giveaway. Pro Bowl CB **Donnie Abraham** distributed 20 Nintendo machines and 20 new Nintendo games to the individual rooms and the new cancer wing of Tampa Children's Hospital at St. Joseph's, and also supplied several items such as portable stereos, stuffed animals and games to the hospital's play areas. During his annual Christmas party, Pro Bowl LB **Derrick Brooks** distributed Nike tennis shoes and gifts to the most needy members of the Ponce De Leon and Ybor City Boys and Girls Clubs. Pro Bowl C **Jeff Christy** delivered Christmas



Pro Bowl C **Jeff Christy** delivers Christmas gifts and hugs to residents of the Children's Home.

BUCS IN THE COMMUNITY




Receiver **Keyshawn Johnson** celebrates Christmas with inner city kids as part of his "Key's Kids" program.

stockings to abused, abandoned and neglected youth who reside at The Children's Home and Brookwood, a young women's residence. Pro Bowl S **John Lynch** and his wife **Linda**, hosted their fourth annual Christmas party for Hillsborough and Pinellas County Boys & Girls Club members where they distributed gifts such as clothing, shoes and toys to children in need. Receiver **Keyshawn Johnson** hosted a Christmas party for 240 inner city kids where he shared lunch with the children, hosted a Q&A session and distributed Buccaneers prizes.

- Linebacker **Shelton Quarles** served as Tampa's official spokesperson for the American Heart Walk. Quarles was the featured speaker at the American Heart Association's Leadership Breakfast/Team Captain Kickoff. He also appeared in an American Heart Walk public service announcement and helped promote the Walk to the Tampa Bay community via radio and television interviews.
- The Buccaneers launched the **NFL/Buccaneers Community Quarterback Award**, a national program that recognizes volunteers in the 31 NFL markets who demonstrate leadership, dedication and a commitment to bettering the community in which they live. The Buccaneers and NFL Charities made grants in the name of the winners to the non-profit organizations where they serve. Ten finalists received \$1,000 grants, two runners-up received \$2,500 grants, and one overall winner received \$10,000. The Buccaneers' overall winner, **Laura Lockwood**, was the winner of the national NFL Community Quarterback Award and received a donation of

\$25,000 from NFL Charities the week before the Super Bowl.

- The Buccaneers selected the second **Student Advisory Board**, an all-student committee that brings together high school students to perform marketing and community service projects and develop their leadership skills in preparation for continuing their education. Student Advisory Board members are responsible for working on community service projects and developing creative techniques to promote Buccaneer spirit at their high schools.
- The **Buccaneer Women's Organization**, a charitable group formed by the wives, fiancées and girlfriends of several Buccaneer players and coaches, hosted a Fall Festival for area children's charities. The event took place at Raymond James Stadium and involved approximately 80 children from Redlands Christian Migrant Association, Edgewood Children's Ranch and the Big Brothers/Big Sisters waiting list. At the festival, kids enjoyed arts and crafts, games, face painting, food and Buccaneers prizes. They also participated in the Buccaneers Gatorade Junior Training Camp, a mini football clinic that



Pro Bowl CB **Donnie Abraham** delivers Christmas gifts to kids at Tampa Children's Hospital.



BUCS IN THE COMMUNITY

gave them the opportunity to execute several football and agility drills.

- The Buccaneers hosted the annual **Bank of America FanFest**, an event that gave fans the opportunity to meet and receive autographs from players and coaches. Fans also had the opportunity to participate in interactive games and attractions on the field, a question and answer session with Buccaneers head coach Tony Dungy and his coaching staff, and photo opportunities with the Tampa Bay Buccaneers Cheerleaders and mascot.

- The Buccaneers hosted an NFL-high number of charitable groups and school children at every home game as part of the game day ticket program. Buccaneers who hosted groups were Owner/President **Malcolm Glazer**, Head Coach **Tony Dungy**, WR **Karl Williams**, WR **Jacquez Green**, WR **Reidel Anthony**, DT **Anthony McFarland**, QB **Shaun King**, Pro Bowl C **Jeff Christy**, WR **Keyshawn Johnson**, Pro Bowl S **John Lynch**, Pro Bowl LB **Derrick Brooks**, Pro Bowl FB **Mike Alstott**, T **Jerry Wunsch**, TE **Dave Moore**, P **Mark Royals**, Pro Bowl CB **Donnie Abraham** and the Buccaneers Secondary.

- The Buccaneers were a Finish Line sponsor of the Susan G. Komen Tampa Bay Race for the Cure, a local component of the national event designed to raise funds for breast cancer education, screening and treatment programs. **Lauren Dungy**, wife of Buccaneers head coach Tony Dungy, and **Shari Glazer**, wife of team Executive Vice President Edward Glazer, were the honorary chairpersons for the Tampa Bay Race. The Buccaneers had a team of walkers that consisted of Tampa Bay Buccaneers Cheerleaders, Buccaneer Women's Organization members and Student Advisory Board members, and the cheerleaders lead race warm-ups.

- Since 1993, several Buccaneers have served as "Big Brothers" through the Big Brothers/Big Sisters of Tampa Bay organization. Receiver **Karl Williams**, LB **Shelton Quarles** and tight ends coach **Ricky Thomas** currently have little brothers.

- Pro Bowl FB **Mike Alstott** hosted the annual Mike Alstott Youth Football Camp, a four-day event that typically involves 350 Bay area children. Every year Mike brings together a group of instructors that consist of professional players and high school and college coaches to teach the clinics.

- The Buccaneers and Checkers Drive-In Restaurants sponsored the annual "Bucs on the Beach" charity volleyball tournament, which featured appearances by Buccaneers players, coaches and cheerleaders. Several Buccaneers players, including Pro Bowl K **Martin Gramatica**, P **Mark Royals**, T **Jerry Wunsch**, S **Dexter Jackson** and RB **Rabih Abdullah** attended the event, and Buccaneers coaches and General Manager **Rich McKay** played the winning volleyball team. All proceeds generated through Bucs on the Beach went to the Glazer Family Foundation and the Spring of Tampa Bay.

- Several Buccaneer players and coaches have established scholarships that benefit either Bay area students or kids from that player's or coach's high school or college. Those Bucs include Pro Bowl LB **Derrick Brooks**, Pro Bowl RB **Warrick Dunn**, Pro Bowl S **John Lynch** and QB **Shaun King**.

- In an effort to assist their favorite charities through funding and creative programming, Pro Bowl RB **Warrick Dunn**, Pro Bowl FB **Mike Alstott**, QB **Shaun King**, Pro Bowl LB **Derrick Brooks** and T **Jerry Wunsch** have funds in their names through the Community Foundation of Tampa Bay.



*At-risk youth hug their favorite Buccaneer, Pro Bowl K **Martin Gramatica**.*

- Tackle **George Hegamin** sponsored a Buccaneers weekend for a group of 10 high school students through the **George Hegamin** Foundation. The students, who attend Hegamin's alma matter, Camden (NJ) High School, received a trip to Florida by winning an essay contest about their future plans. Hegamin treated the teens to a fun-filled weekend including stops at Busch Gardens, GameWorks and the Buccaneers' home game against the Dallas Cowboys.

CHEERLEADERS

After being recognized as the "SwashBuclers" since the Tampa Bay Buccaneers were introduced into the NFL in 1976, the team's 30-member dance team has adopted a new name: the Tampa Bay Buccaneers Cheerleaders.

The name change is an effort to publicize the organization's cheerleaders on a national and international level. The Tampa Bay Buccaneer Cheerleaders bring a fresh, energetic style of entertainment to the Buccaneers' sidelines every Sunday and share a community-minded spirit with the rest of the Buccaneer organization.

The squad is comprised of athletes, businesswomen, mothers and full-time college students. While not working at their jobs or performing at a game, the Tampa Bay Buccaneers Cheerleaders are volunteering a considerable amount of time to various community organizations throughout the Bay Area. The team makes routine appearances at Bay Area Charitable organizations, including All Children's Hospital, United Way, American Heart Association and Shriners Hospital for Children.

Cheerleading Coordinator Carole Wood enters her fourth season with the Buccaneers after serving as captain and guest choreographer for the Atlanta Falcons Cheerleaders from 1991 to 1997. Wood uses her 20 years of cheerleading and dance experience to map out all the squad's pre-game and sideline dance routines, while also managing its day-to-day operations. Under Wood's guidance, the Tampa Bay Buccaneers are committed to

creating a dynamic, exciting game day atmosphere for Buccaneers fans. Wood also manages the Buccaneers' mascot, as well as the Pewter Pirates.

Wood will also direct the Junior Program for the fourth consecutive season. The clinic provides young girls (7-17) an opportunity to learn cheer and dance routines from the Tampa Bay Buccaneers Cheerleaders. At the conclusion of the clinic, participants will perform during one of the Buccaneers' NFL Halftime Shows.

Sandy Charboneau enters her first season with the Buccaneers as Cheerleading Assistant. Charboneau handles all community and corporate appearances.

For more information about Tampa Bay Buccaneers Cheerleading appearances, or the Junior Program please call (813) 870-2700, extension 518.



Carole Wood:
Cheerleading
Coordinator



Sandy Charboneau:
Cheerleading
Assistant

2001 TAMPA BAY BUCCANEERS CHEERLEADERS

Lakesha Bennett	Cristina Gardner	Melissa Penaranda
Michele Betancourt	Andrea Gordillo	Kimberly Phillips
Angelea Castellano	Stacy Hager	Carissa Reimink
Erin Conrad	Allyson Hall	Ayesha Robinson
Angela Crawford	Mimi Kilpatrick	Amyra Shaheed
Catherine Croake	Jennifer Kellner	Melissa Sherrill
Jessica Deauseault	Kimberly Kolinski	Carla Thomas
Tammy Denbo	Kristen Levine	Kristin Turner
Christine Ewald	Carrie McCune	Leigh Vollmer
Amy Fleck	Alison McHugh	Kimberly Wingfield



THE STORY OF CAPTAIN FEAR, THE BUCCANEER

The moment he saw the ship's masts rising above the North End Zone of Raymond James Stadium, he knew he was home.

Still delirious from nearly two years adrift at sea, with a memory still foggy and blurred, the massive seaman nonetheless recognized his beloved ship. After all, its image was burned not only into his brain, but into his arm.

On June 2, 2000, the Clearwater Coast Guard rescued an unidentified, 6-2, 250-pound, bearded man from the choppy waters of Tampa Bay. Though he was suffering from amnesia and unable to tell the Coast Guard his name or origin, he remembered vaguely that he had been the powerful captain of a mighty pirate ship.

The memories slowly came back. One night while sailing his ship through an intense Caribbean storm, the famous captain was thrown overboard when the vessel was struck by lightning. He stayed afloat and managed to struggle onto a makeshift raft of wood planks, but he could not locate his ship in the furious storm. Amazingly, he had been adrift at sea ever since. His ship, meanwhile, drifted to shore off Tampa Bay, damaged but still seaworthy. It was rebuilt and docked permanently in Buccaneer Cove in Raymond James Stadium.



As they helped the huge seafarer regain his bearings, the Coast Guard recognized that same ship on the tattoo on the pirate's arm. They returned him to his ship in Buccaneer Cove the next day, and the overjoyed captain took up residence on the ship and

vowed never again to be separated from his vessel. Now, he lives in the captain's quarters of the Pirate Ship and uses the ship's crow's nest to keep watch over Tampa Bay every night.

As he regained his strength and fell back into his role as captain of the ship, memories of his life flooded back. For instance, he recalled...

...his favorite food: Checkers hamburgers, though he also greatly enjoys seafood (that is, he sees food, and he eats it). It didn't take him long to pack all that muscle back on his frame.



...his favorite drink: Coke, of course. Two years of seawater was quite enough, thank you.

...his favorite play: The Pirates of Penzance

...his favorite movie: Jaws. However, he much prefers seeing it at his local AMC theater, as opposed to up-close and personal while adrift on the seas.

...his favorite 'leisure' activity: Lifting weights. Now that he's permanently in Tampa Bay, the seaman prefers to work out at least three days a week with the Buccaneer players. Mike Alstott, who is similarly musclebound, is often his lifting partner.

What the captain does not remember, however, is his name. With all hope of that detail returning to his mind, he has agreed to take whatever name Buccaneer fans choose for him, for he has taken it upon himself to serve as the team's official mascot. Last summer, there was a naming contest over the internet to determine just what we would call Tampa Bay's own great captain of the sea. Now that he has been given his new name, Captain Fear, the Buccaneer, the seafarer's great ordeal is finally complete.

NFC CENTRAL STANDINGS

2000			TAMPA BAY			5 11 0			1983						
W	L	T	Chicago	5	11	0	W	L	T	*Detroit	9	7	0		
*Minnesota	11	5	0	Detroit	5	11	0	Green Bay	8	8	0	8	8	0	
*TAMPA BAY	10	6	0					Chicago	8	8	0	8	8	0	
Green Bay	9	7	0					Minnesota	8	8	0	2	14	0	
Detroit	9	7	0					TAMPA BAY	2	14	0				
Chicago	5	11	0												
1999			1991			1982									
W	L	T	*Detroit <th>12</th> <th>4</th> <th>0</th> <th colspan="6">(No official champion due to strike)</th>	12	4	0	(No official champion due to strike)								
*TAMPA BAY	11	5	0	*Chicago	11	5	0	W	L	T	*Green Bay	5	3	1	
*Minnesota	10	6	0	Minnesota	8	8	0	*Minnesota	5	4	0	*TAMPA BAY	5	4	0
*Detroit	8	8	0	Green Bay	4	12	0	*TAMPA BAY	5	4	0	*Detroit	4	5	0
Green Bay	8	8	0	TAMPA BAY	3	13	0	*Detroit	4	5	0	Chicago	4	5	0
Chicago	6	10	0					Chicago	4	5	0				
1998			1990			1981									
W	L	T	*Chicago <th>11</th> <th>5</th> <th>0 <th>W</th> <th>L</th> <th>T</th> <td>*TAMPA BAY</td> <td>9</td> <td>7</td> <td>0</td> </th>	11	5	0 <th>W</th> <th>L</th> <th>T</th> <td>*TAMPA BAY</td> <td>9</td> <td>7</td> <td>0</td>	W	L	T	*TAMPA BAY	9	7	0		
Minnesota	15	1	0	TAMPA BAY	6	10	0	Detroit	8	8	0	Detroit	8	8	0
*Green Bay	11	5	0	Detroit	6	10	0	Green Bay	8	8	0	Minnesota	7	9	0
*TAMPA BAY	8	8	0	Green Bay	6	10	0	Minnesota	7	9	0	Chicago	6	10	0
Detroit	5	11	0	Minnesota	6	10	0								
Chicago	4	12	0					1980							
1997			1989			1979									
W	L	T	*Minnesota <th>10</th> <th>6</th> <th>0 <th>W</th> <th>L</th> <th>T</th> <td>*Minnesota</td> <td>9</td> <td>7</td> <td>0</td> </th>	10	6	0 <th>W</th> <th>L</th> <th>T</th> <td>*Minnesota</td> <td>9</td> <td>7</td> <td>0</td>	W	L	T	*Minnesota	9	7	0		
Green Bay	13	3	0	Green Bay	10	6	0	Detroit	9	7	0	Detroit	9	7	0
*TAMPA BAY	10	6	0	Detroit	7	9	0	Chicago	7	9	0	Chicago	7	9	0
*Detroit	9	7	0	Chicago	6	10	0	TAMPA BAY	5	10	1	TAMPA BAY	5	10	1
*Minnesota	9	7	0	TAMPA BAY	5	11	0	Green Bay	5	10	1				
Chicago	4	12	0												
1996			1988			1978									
W	L	T	*Chicago <th>12</th> <th>4</th> <th>0 <th>W</th> <th>L</th> <th>T</th> <td>*Minnesota</td> <td>8</td> <td>7</td> <td>1</td> </th>	12	4	0 <th>W</th> <th>L</th> <th>T</th> <td>*Minnesota</td> <td>8</td> <td>7</td> <td>1</td>	W	L	T	*Minnesota	8	7	1		
*Green Bay	13	3	0	*Minnesota	11	5	0	Detroit	10	6	0	Green Bay	8	7	1
Minnesota	9	7	0	TAMPA BAY	5	11	0	Chicago	7	9	0	Detroit	7	9	0
Chicago	7	9	0	Detroit	4	12	0	TAMPA BAY	5	10	1	Chicago	7	9	0
TAMPA BAY	6	10	0	Green Bay	4	12	0	Green Bay	5	10	1	TAMPA BAY	5	11	0
Detroit	5	11	0					Detroit	2	14	0				
1995			1987			1977									
W	L	T	*Chicago <th>11</th> <th>4</th> <th>0 <th>W</th> <th>L</th> <th>T</th> <td>*TAMPA BAY</td> <td>10</td> <td>6</td> <td>0</td> </th>	11	4	0 <th>W</th> <th>L</th> <th>T</th> <td>*TAMPA BAY</td> <td>10</td> <td>6</td> <td>0</td>	W	L	T	*TAMPA BAY	10	6	0		
*Green Bay	11	5	0	*Minnesota	8	7	0	*Chicago	10	6	0	*Chicago	10	6	0
*Detroit	10	6	0	Green Bay	5	9	1	Minnesota	7	9	0	Minnesota	7	9	0
Chicago	9	7	0	TAMPA BAY	4	11	0	Green Bay	5	11	0	Green Bay	5	11	0
Minnesota	8	8	0	Detroit	4	11	0	Detroit	2	14	0	Detroit	2	14	0
TAMPA BAY	7	9	0												
1994			1986			1976									
W	L	T	*Chicago <th>14</th> <th>2</th> <th>0 <th colspan="6">(Buccaneers competed in AFC West in 1976 only)</th> </th>	14	2	0 <th colspan="6">(Buccaneers competed in AFC West in 1976 only)</th>	(Buccaneers competed in AFC West in 1976 only)								
*Minnesota	10	6	0	Minnesota	8	8	0	W	L	T	*Oakland	13	1	0	
*Green Bay	9	7	0	Detroit	5	11	0	Denver	9	5	0	Denver	9	5	0
*Detroit	9	7	0	Green Bay	4	12	0	San Diego	6	8	0	San Diego	6	8	0
*Chicago	9	7	0	TAMPA BAY	2	14	0	Kansas City	5	9	0	Kansas City	5	9	0
TAMPA BAY	6	10	0					TAMPA BAY	0	14	0	TAMPA BAY	0	14	0
1993			1985			1975									
W	L	T	*Chicago <th>15</th> <th>1</th> <th>0 <td></td> <td></td> <td></td> <td></td> <td></td> <td></td> <td></td> <td></td> <td></td> </th>	15	1	0 <td></td> <td></td> <td></td> <td></td> <td></td> <td></td> <td></td> <td></td> <td></td>									
*Detroit	10	6	0	Green Bay	8	8	0								
*Minnesota	9	7	0	Detroit	7	9	0								
*Green Bay	9	7	0	Minnesota	7	9	0								
Chicago	7	9	0	TAMPA BAY	2	14	0								
TAMPA BAY	5	11	0												
1992			1984			1974									
W	L	T	*Chicago <th>10</th> <th>6</th> <th>0 <td></td> <td></td> <td></td> <td></td> <td></td> <td></td> <td></td> <td></td> <td></td> </th>	10	6	0 <td></td> <td></td> <td></td> <td></td> <td></td> <td></td> <td></td> <td></td> <td></td>									
*Minnesota	11	5	0	Green Bay	8	8	0								
Green Bay	9	7	0	TAMPA BAY	6	10	0								
				Detroit	4	11	1								
				Minnesota	3	13	0								

*Qualified for playoffs



BUCCANEERS' PRESEASON TV

For the 12th consecutive year and the 25th overall season, WTOG-TV (UPN-44) will serve as the official preseason television station for the Tampa Bay Buccaneers. WTOG-TV will provide live coverage of three of Tampa Bay's four preseason games. The station will also air a live pre-game show and halftime show from each preseason location.

Bob Alvarez returns as the host of "Countdown to Kickoff", a live half-hour pre-game show airing 30 minutes prior to kickoff. Alvarez has worked in the Tampa Bay area since 1988. He served as WTOG's Sports Director from 1998-95, where he was host and reporter for the Buccaneer Coaches Shows. In addition, Alvarez serves as a reporter for the Tampa Bay Lightning's weekly television show and host of the Lightning's post-game radio show on the Lightning Radio Network.

WTOG's preseason package will feature live telecasts of three Buccaneers' contests beginning with the second game on Saturday, August 18 at Cleveland. Tampa Bay then hosts New England on Saturday, August 25 at 7:30 p.m. before closing out its preseason slate at Atlanta on Friday, August 31 at 7:30 p.m.

Ron Jaworski will serve as the color analyst for the Buccaneers' preseason games. Jaworski has provided analysis on a myriad of NFL shows for ESPN the past 10 years, including NFL Monday Night Countdown, Edge NFL Matchup and NFL 2 Night. He is also a frequent contributor as a pre- and post-game reporter on NFL Sunday Countdown. Additionally, the former Philadelphia Eagles quarterback was nominated for an Emmy in 1996 for his work as the host of Eagles Game Day Live.

Joining Jaworski in the broadcast booth will be Dave Sims, who will handle the play-by-play duties for the fifth consecutive season. Sims is an Emmy award-winning announcer who has called college basketball action for CBS Sports during NCAA tournaments and regular season action with ABC, ESPN and the Big East/Creative Sports Networks. Additionally, he serves as the play-by-play voice covering NFL regular season games and NCAA basketball on Westwood One Radio Network. Sims' other credits include Major League Baseball play-by-play announcing for ESPN and track and field coverage for NBC Sports at the 1988 Seoul Olympics and 1990 Goodwill Games. Sims is currently in his third year as host of the

Philadelphia Phillies Sunday pre-game show called "Phillies Weekly." He also hosts "Game Face," a live weekly talk show for New York Cablevision, and serves as the TV play-by-play voice of the Arena Football League's New Jersey Red Dogs.



RON JAWORSKI

Doug Graber will serve as a sideline reporter after serving as the color analyst for one Bucs' pre-season game last year. The former Bucs' defensive coordinator (1987-89) also currently works as the color analyst for the University of South Florida Bulls football program and spent 1997-98 working with USF, ESPN-Regional and SportsChannel. Before he entered the field of broadcasting, Graber worked since 1966 as a football coach at the high school, college and professional level. His coaching experience includes stints with Rutgers University (head coach, 1990-95), Kansas City Chiefs (secondary coach, 1983-86) and the Buccaneers. This past season, Graber coached NFL Europe's Frankfurt Galaxy.



DAVE SIMS



DOUG GRABER



BOB ALVAREZ

WTOG will host a weekly half-hour Buccaneers show scheduled every Saturday at 6:30 p.m. EDT during the regular season. The show, co-hosted by Alvarez and Graber, takes a look at the past week's game and a look ahead to the following week's opponent.

BUCCANEERS' RADIO NETWORK

For the 11th consecutive year, WQYK-FM (99.5) will serve as the flagship station for the Tampa Bay Buccaneers' Radio Network. WQYK broadcasts all Buccaneer games in stereo with a 100,000-watt signal that blankets the Tampa Bay area. WQYK will also simulcast Buccaneer football on its AM affiliate, 50,000-watt WQYK (1010 The Team).

For the past 11 years, WQYK has been the top-rated radio station in the Tampa Bay market. The station has consistently been an industry leader and has also been an active corporate participant in the Tampa Bay community. This season, WQYK's coverage will again include the pre-game show along with a post-game report.

Handling the play-by-play duties for the 13th straight season is Gene Deckerhoff. Considered one of the nation's premier play-by-play announcers, Deckerhoff has also served as the voice of Florida State University football and basketball for the past 21 years.

Deckerhoff is the former play-by-play man for the USFL's Tampa Bay Bandits and also served as the sports director for WCTV-TV in Tallahassee. Deckerhoff is a five-time recipient of the Florida Sportscaster of the Year award.

Joining Deckerhoff for the third consecutive season will be former Buc Scot Brantley. Brantley played linebacker for the Buccaneers from 1980-87. The third-round pick from Florida racked up 622 career tackles, five sacks and eight interceptions. He has been a sports radio talk show host in the Bay Area for the past 11 years and is also the color analyst for University of Florida football. He joined 1010 The Team in 1999 on the station's afternoon drive show.

Ronnie "Night Train" Lane begins his first season as Tampa Bay's sideline reporter. Lane is a 20-year broadcast veteran who previously served on the Buccaneers' broadcast team from 1986-89. Lane co-hosts WQYK's afternoon drive program with Brantley.

Buccaneer fans across the state can tune into Tampa Bay games thanks to the Buccaneers' Radio Network. Deckerhoff's descriptions of the action and all of the attending pre-game, halftime and post-game action are simulcast on at least 13 AM and FM stations in locations ranging from Gainesville (WGGG, 1230 AM) to Stuart (WSTU, 1450 AM).

Once again, Orlando fans can catch all the Buccaneer game day action on WQTM, 740 AM. A full list of Tampa Bay Buccaneers' Radio Network affiliates is in the box below.



GENE DECKERHOFF



SCOT BRANTLEY



RONNIE LANE

BUCCANEERS' RADIO NETWORK AFFILIATES

Asheville, North Carolina.....	WTZK.....	1350 AM
Belle Glades.....	WSWN.....	900 AM
Bradenton.....	WAMR.....	1320 AM
Brooksville.....	WWJB.....	1450 AM
Clearwater.....	WQYK.....	99.5 FM
Clearwater.....	WQYK.....	1010 AM
Crystal River.....	WXOF.....	96.3 FM
Dade City.....	WDCF.....	1350 AM
Daytona.....	WROD.....	1340 AM
Englewood.....	WENG.....	1530 AM
Ft. Myers.....	WGUF.....	98.9 FM
Gainesville.....	WGGG.....	1230 AM
Jacksonville.....	WZNF.....	1460 AM
Key West.....	WKNF.....	1600 AM
Lake Wales.....	WIPC.....	1280 AM
Lakeland.....	WLKF.....	1430 AM

Las Vegas, Nevada.....	KZTY.....	620 AM
	KRLV.....	1340 AM
Leesburg.....	WBQB.....	1410 AM
Melbourne.....	WBVD.....	95.1 FM
Naples.....	WGUF.....	98.9 FM
Ocala.....	WMOP.....	900 AM
Orlando.....	WQTM.....	740 AM
St. Petersburg.....	WQYK.....	99.5 FM
St. Petersburg.....	WQYK.....	1010 AM
Sarasota.....	WAMR.....	1320 AM
Stuart.....	WSTU.....	1450 AM
Tampa.....	WQYK.....	99.5 FM
Tampa.....	WQYK.....	1010 AM
Tavares.....	WBQB.....	1410 AM
Venice.....	WAMR.....	1320 AM



2001 NFL SCHEDULE

WEEK 1**Sunday, Sept. 9**

Atlanta at San Francisco, 1:15 p.m.
 Carolina at Minnesota, 12 p.m.
 Chicago at Baltimore, 1 p.m.
 Detroit at Green Bay, 12 p.m.
 Indianapolis at N.Y. Jets, 1 p.m.
 New England at Cincinnati, 1 p.m.
 New Orleans at Buffalo, 1 p.m.
 Pittsburgh at Jacksonville, 1 p.m.
 St. Louis at Philadelphia, 4:15 p.m.
 Seattle at Cleveland, 1 p.m.

Tampa Bay at Dallas, 12 p.m.

Washington at San Diego, 1:15 p.m.
 Miami at Tennessee, 7:30 p.m.

Monday, Sept. 10

N.Y. Giants at Denver, 7 p.m.
 (Open date: Arizona)

WEEK 2**Sunday, Sept. 16**

Arizona at Washington, 1 p.m.
 Atlanta at St. Louis, 3:05 p.m.
 Buffalo at Miami, 1 p.m.
 Cincinnati at Tennessee, 12 p.m.
 Dallas at Detroit, 1 p.m.
 Denver at Indianapolis, 12 p.m.
 Green Bay at N.Y. Giants, 1 p.m.
 Jacksonville at Chicago, 3:15 p.m.
 Kansas City at Seattle, 1:15 p.m.
 New England at Carolina, 1 p.m.
 N.Y. Jets at Oakland, 1:15 p.m.

Philadelphia at Tampa Bay, 1 p.m.

San Francisco at New Orleans, 12 p.m.
 Cleveland at Pittsburgh, 8:30 p.m.

Monday, Sept. 17

Minnesota at Baltimore, 9 p.m.
 (Open date: San Diego)

WEEK 3**Sunday, Sept. 23**

Baltimore at Cincinnati, 1 p.m.
 Buffalo at Indianapolis, 12 p.m.
 Carolina at Atlanta, 1 p.m.
 Detroit at Cleveland, 1 p.m.
 Minnesota at Chicago, 12 p.m.
 N.Y. Giants at Kansas City, 12 p.m.
 N.Y. Jets at New England, 4:05 p.m.
 Oakland at Miami, 1 p.m.
 Philadelphia at Seattle, 1:15 p.m.
 St. Louis at San Francisco, 1:15 p.m.
 San Diego at Dallas, 12 p.m.
 Tennessee at Jacksonville, 1 p.m.
 Denver at Arizona, 5:35 p.m.

Monday, Sept. 24

Washington at Green Bay, 8 p.m.
 (Open dates: New Orleans,
 Pittsburgh, **Tampa Bay**)

WEEK 4**Sunday, Sept. 30**

Atlanta at Arizona, 1:05 p.m.
 Baltimore at Denver, 2:15 p.m.
 Cincinnati at San Diego, 1:15 p.m.
 Cleveland at Jacksonville, 4:15 p.m.
 Green Bay at Carolina, 1 p.m.

Indianapolis at New England, 1 p.m.

Kansas City at Washington, 1 p.m.

Miami at St. Louis, 12 p.m.

New Orleans at N.Y. Giants, 1 p.m.

Pittsburgh at Buffalo, 1 p.m.

Seattle at Oakland, 1:15 p.m.

Tampa Bay at Minnesota, 12 p.m.

Dallas at Philadelphia, 8:30 p.m.

Monday, Oct. 1

San Francisco at N.Y. Jets, 9 p.m.

(Open dates: Chicago, Detroit,
 Tennessee)

WEEK 5**Sunday, Oct. 7**

Arizona at Philadelphia, 1 p.m.

Chicago at Atlanta, 1 p.m.

Cincinnati at Pittsburgh, 1 p.m.

Green Bay at Tampa Bay, 4:15 p.m.

Jacksonville at Seattle, 1:05 p.m.

Kansas City at Denver, 2:05 p.m.

Minnesota at New Orleans, 12 p.m.

New England at Miami, 1 p.m.

N.Y. Jets at Buffalo, 4:05 p.m.

San Diego at Cleveland, 1 p.m.

Tennessee at Baltimore, 1 p.m.

Washington at N.Y. Giants, 1 p.m.

Carolina at San Francisco, 5:30 p.m.

Monday, Oct. 8

St. Louis at Detroit, 9 p.m.

(Open dates: Dallas, Indianapolis,
 Oakland)

WEEK 6**Sunday, Oct. 14**

Arizona at Chicago, 12 p.m.

Baltimore at Green Bay, 12 p.m.

Cleveland at Cincinnati, 1 p.m.

Denver at Seattle, 1:15 p.m.

Detroit at Minnesota, 12 p.m.

Miami at N.Y. Jets, 4:15 p.m.

New Orleans at Carolina, 1 p.m.

N.Y. Giants at St. Louis, 12 p.m.

Pittsburgh at Kansas City, 12 p.m.

San Diego at New England, 1 p.m.

San Francisco at Atlanta, 1 p.m.

Tampa Bay at Tennessee, 12 p.m.

Oakland at Indianapolis, 7:30 p.m.

Monday, Oct. 15

Washington at Dallas, 8 p.m.

(Open dates: Buffalo, Jacksonville,
 Philadelphia)

WEEK 7**Thursday, Oct. 18**

Buffalo at Jacksonville, 8:30 p.m.

Sunday, Oct. 21

Atlanta at New Orleans, 12 p.m.

Baltimore at Cleveland, 1 p.m.

Carolina at Washington, 1 p.m.

Chicago at Cincinnati, 1 p.m.

Dallas at Oakland, 1:15 p.m.

Denver at San Diego, 1:05 p.m.

Green Bay at Minnesota, 3:15 p.m.

Kansas City at Arizona, 1:05 p.m.

New England at Indianapolis, 12 p.m.

Pittsburgh at Tampa Bay, 1 p.m.

St. Louis at N.Y. Jets, 1 p.m.

Tennessee at Detroit, 1 p.m.

Monday, Oct. 22

Philadelphia at N.Y. Giants, 9 p.m.

(Open dates: Miami, San Francisco,
 Seattle)

WEEK 8**Sunday, Oct. 28**

Arizona at Dallas, 3:05 p.m.

Buffalo at San Diego, 1:15 p.m.

Cincinnati at Detroit, 1 p.m.

Indianapolis at Kansas City, 12 p.m.

Jacksonville at Baltimore, 1 p.m.

Miami at Seattle, 1:15 p.m.

Minnesota at Tampa Bay, 1 p.m.

New England at Denver, 2:15 p.m.

New Orleans at St. Louis, 12 p.m.

N.Y. Jets at Carolina, 1 p.m.

Oakland at Philadelphia, 4:15 p.m.

San Francisco at Chicago, 12 p.m.

N.Y. Giants at Washington, 8:30 p.m.

Monday, Oct. 29

Tennessee at Pittsburgh, 9 p.m.

(Open dates: Atlanta, Cleveland,
 Green Bay)

WEEK 9**Sunday, Nov. 4**

Baltimore at Pittsburgh, 1 p.m.

Carolina at Miami, 1 p.m.

Cleveland at Chicago, 12 p.m.

Dallas at N.Y. Giants, 1 p.m.

Detroit at San Francisco, 1:05 p.m.

Indianapolis at Buffalo, 4:15 p.m.

Jacksonville at Tennessee, 1 p.m.

Kansas City at San Diego, 1:15 p.m.

New England at Atlanta, 1 p.m.

Philadelphia at Arizona, 2:05 p.m.

Seattle at Washington, 4:15 p.m.

Tampa Bay at Green Bay, 12 p.m.

N.Y. Jets at New Orleans, 7:30 p.m.

Monday, Nov. 5

Denver at Oakland, 6 p.m.

(Open dates: Cincinnati, Minnesota,
 St. Louis)

WEEK 10**Sunday, Nov. 11**

Buffalo at New England, 1 p.m.

Carolina at St. Louis, 12 p.m.

Cincinnati at Jacksonville, 1 p.m.

Dallas at Atlanta, 1 p.m.

Green Bay at Chicago, 12 p.m.

Kansas City at N.Y. Jets, 1 p.m.

Miami at Indianapolis, 1 p.m.

Minnesota at Philadelphia, 4:15 p.m.

New Orleans at San Francisco, 1:15 p.m.

N.Y. Giants at Arizona, 2:15 p.m.

Pittsburgh at Cleveland, 1 p.m.

San Diego at Denver, 2:05 p.m.

Tampa Bay at Detroit, 1 p.m.

Oakland at Seattle, 5:30 p.m.

Monday, Nov. 12

Baltimore at Tennessee, 8 p.m.

(Open date: Washington)

2001 NFL SCHEDULE

WEEK 11

Sunday, Nov. 18

Atlanta at Green Bay, 12 p.m.
Chicago at Tampa Bay, 1 p.m.
 Cleveland at Baltimore, 1 p.m.
 Detroit at Arizona, 2:15 p.m.
 Indianapolis at New Orleans, 12 p.m.
 Jacksonville at Pittsburgh, 4:05 p.m.
 N.Y. Jets at Miami, 1 p.m.
 Philadelphia at Dallas, 12 p.m.
 San Diego at Oakland, 1:05 p.m.
 San Francisco at Carolina, 1 p.m.
 Seattle at Buffalo, 1 p.m.
 Tennessee at Cincinnati, 1 p.m.
 Washington at Denver, 2:15 p.m.
 St. Louis at New England, 8:30 p.m.

Monday, Nov. 19

N.Y. Giants at Minnesota, 8 p.m.
 (Open date: Kansas City)

WEEK 12

Thursday, Nov. 22

Green Bay at Detroit, 12:30 p.m.
 Denver at Dallas, 3:05 p.m.

Sunday, Nov. 25

Arizona at San Diego, 1:05 p.m.
 Atlanta at Carolina, 1 p.m.
 Baltimore at Jacksonville, 1 p.m.
 Cincinnati at Cleveland, 1 p.m.
 Miami at Buffalo, 1 p.m.
 New Orleans at New England, 4:05 p.m.
 Oakland at N.Y. Giants, 4:15 p.m.
 Pittsburgh at Tennessee, 12 p.m.
 San Francisco at Indianapolis, 1 p.m.
 Seattle at Kansas City, 12 p.m.
 Washington at Philadelphia, 1 p.m.
 Chicago at Minnesota, 7:30 p.m.

Monday, Nov. 26

Tampa Bay at St. Louis, 8 p.m.
 (Open date: N.Y. Jets)

WEEK 13

Thursday, Nov. 29

Philadelphia at Kansas City, 7:30 p.m.

Sunday, Dec. 2

Arizona at Oakland, 1:15 p.m.
 Carolina at New Orleans, 12 p.m.
 Dallas at Washington, 4:15 p.m.

Denver at Miami, 1 p.m.
 Detroit at Chicago, 12 p.m.
 Indianapolis at Baltimore, 1 p.m.
 Minnesota at Pittsburgh, 1 p.m.
 New England at N.Y. Jets, 1 p.m.
 St. Louis at Atlanta, 1 p.m.
 San Diego at Seattle, 1:05 p.m.
Tampa Bay at Cincinnati, 1 p.m.
 Tennessee at Cleveland, 1 p.m.
 Buffalo at San Francisco, 5:30 p.m.
Monday, Dec. 3
 Green Bay at Jacksonville, 9 p.m.
 (Open date: N.Y. Giants)

WEEK 14

Sunday, Dec. 9

Carolina at Buffalo, 1 p.m.
 Chicago at Green Bay, 12 p.m.
 Cleveland at New England, 1 p.m.
Detroit at Tampa Bay, 1 p.m.
 Jacksonville at Cincinnati, 1 p.m.
 Kansas City at Oakland, 1:15 p.m.
 New Orleans at Atlanta, 1 p.m.
 N.Y. Giants at Dallas, 12 p.m.
 N.Y. Jets at Pittsburgh, 4:15 p.m.
 San Diego at Philadelphia, 1 p.m.
 San Francisco at St. Louis, 12 p.m.
 Tennessee at Minnesota, 12 p.m.
 Washington at Arizona, 2:05 p.m.
 Seattle at Denver, 6:30 p.m.

Monday, Dec. 10

Indianapolis at Miami, 9 p.m.
 (Open date: Baltimore)

WEEK 15

Saturday, Dec. 15

Arizona at N.Y. Giants, 12:30 p.m.
 Oakland at San Diego, 1 p.m.

Sunday, Dec. 16

Atlanta at Indianapolis, 1 p.m.
 Cincinnati at N.Y. Jets, 1 p.m.
 Dallas at Seattle, 1:15 p.m.
 Denver at Kansas City, 12 p.m.
 Green Bay at Tennessee, 3:15 p.m.
 Jacksonville at Cleveland, 1 p.m.
 Miami at San Francisco, 1:05 p.m.
 Minnesota at Detroit, 1 p.m.
 New England at Buffalo, 1 p.m.

Philadelphia at Washington, 1 p.m.

Tampa Bay at Chicago, 12 p.m.
 Pittsburgh at Baltimore, 8:30 p.m.

Monday, Dec. 17

St. Louis at New Orleans, 8 p.m.
 (Open date: Carolina)

WEEK 16

Saturday, Dec. 22

Miami at New England, 12:30 p.m.
 Philadelphia at San Francisco, 1 p.m.
 Tennessee at Oakland, 6 p.m.

Sunday, Dec. 23

Buffalo at Atlanta, 1 p.m.
 Chicago at Washington, 1 p.m.
 Cincinnati at Baltimore, 1 p.m.
 Cleveland at Green Bay, 12 p.m.
 Dallas at Arizona, 2:05 p.m.
 Detroit at Pittsburgh, 1 p.m.
 Jacksonville at Minnesota, 3:15 p.m.
New Orleans at Tampa Bay, 1 p.m.
 St. Louis at Carolina, 1 p.m.
 San Diego at Kansas City, 12 p.m.
 Seattle at N.Y. Giants, 1 p.m.
 N.Y. Jets at Indianapolis, 8:30 p.m.
 (Open date: Denver)

WEEK 17

Saturday, Dec. 29

Baltimore at Tampa Bay, 9 p.m.

Sunday, Dec. 30

Arizona at Carolina, 1 p.m.
 Atlanta at Miami, 1 p.m.
 Buffalo at N.Y. Jets, 1 p.m.
 Chicago at Detroit, 1 p.m.
 Cleveland at Tennessee, 12 p.m.
 Indianapolis at St. Louis, 12 p.m.
 Kansas City at Jacksonville, 1 p.m.
 Minnesota at Green Bay, 12 p.m.
 N.Y. Giants at Philadelphia, 4:05 p.m.
 Oakland at Denver, 2:15 p.m.
 Pittsburgh at Cincinnati, 1 p.m.
 San Francisco at Dallas, 12 p.m.
 Seattle at San Diego, 1:15 p.m.
 Washington at New Orleans, 7:30 p.m.
 (Open date: New England)

All times local to site

POSTSEASON

Wild Card Weekend

January 5-6

Divisional Playoffs

January 12-13

Conference Championships

January 20

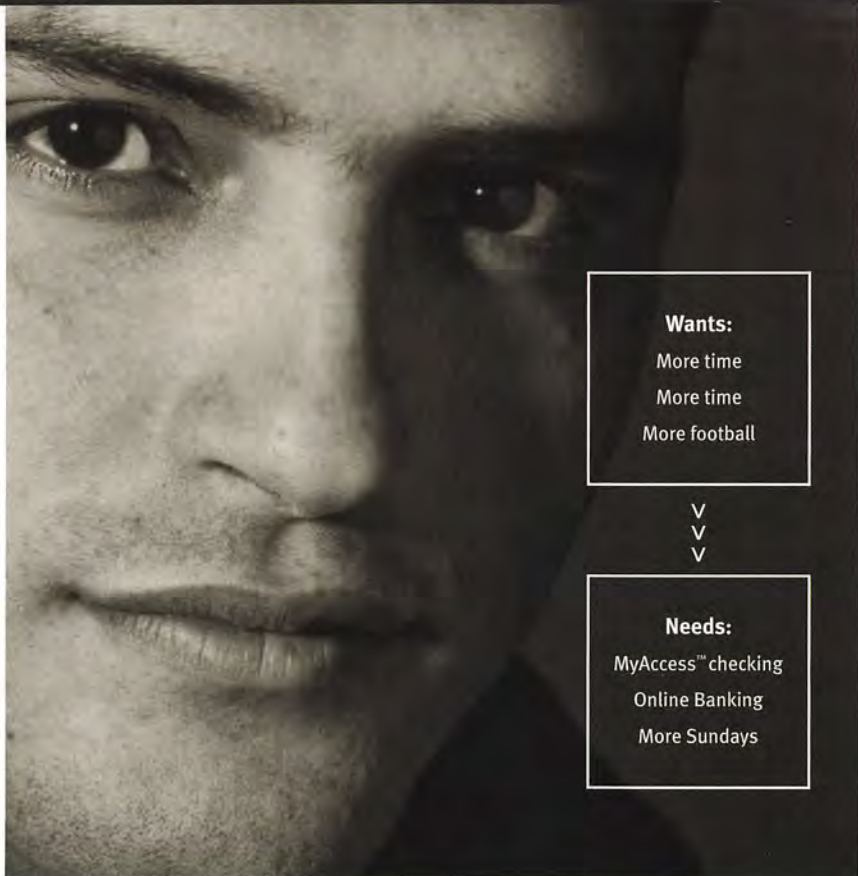
Super Bowl XXXVI, New Orleans, Louisiana

January 27

AFC-NFC Pro Bowl, Honolulu, Hawaii

February 3





Wants:

More time
More time
More football




Needs:

MyAccess™ checking
Online Banking
More Sundays

How loudly does your bank say, “you”?



At Bank of America, banking can be as individual as you want. You decide when you like to bank. How you'd like to bank. And where you'd like to bank. Then we'll offer you banking solutions that fit the way you live your life. Solutions like MyAccess checking, which is free with a monthly direct deposit* and puts you in control of your money at over 13,000 Bank of America ATMs nationwide, over the phone or online. You can pair MyAccess checking with Online Banking for even greater convenience and control. It's a fast, easy way to pay your bills, access account information, transfer funds between accounts and download transactions—from anywhere you have Internet access. After all, there's only one you. We think you should bank like you. To find out more, visit www.bankofamerica.com, call 1.800.900.9000 or stop by. Can you really bank your own way? **Why not?**



*For each statement cycle that a direct deposit is not received to the MyAccess account, a monthly maintenance fee of \$5.95 applies and a separate fee of \$5.95 applies for Bill Pay, an optional service of Online Banking. Charges for overdrafts and other account-related services still apply. Speak with a Bank of America associate for full details. Bank of America, N.A. Member FDIC. ©2001 Bank of America Corporation

2001 OPPONENTS



MIAMI DOLPHINS

August 13

Head Coach: Dave Wannstedt
Public Relations: Harvey Greene
Stadium: Pro Player Stadium
Phone: (954) 452-7010



CLEVELAND BROWNS

August 18

Head Coach: Butch Davis
Public Relations: Todd Stewart
Stadium: Cleveland Browns Stadium
Phone: (440) 891-5000



NEW ENGLAND PATRIOTS

August 25

Head Coach: Bill Belichick
Public Relations: Stacey James
Stadium: Foxboro Stadium
Phone: (508) 543-8200



ATLANTA FALCONS

August 31

Head Coach: Dan Reeves
Public Relations: Aaron Salkin
Stadium: Georgia Dome
Phone: (770) 965-3115



DALLAS COWBOYS

September 9

Head Coach: Dave Campo
Public Relations: Rich Dalrymple
Stadium: Texas Stadium
Phone: (972) 785-9900



PHILADELPHIA EAGLES

September 16

Head Coach: Andy Reid
Public Relations: Derek Boyko
Stadium: Veterans Stadium
Phone: (215) 463-2500



MINNESOTA VIKINGS

September 30; October 28

Head Coach: Dennis Green
Public Relations: Lee Hagan
Stadium: Hubert H. Humphrey
Metrodome
Phone: (612) 828-6500



GREEN BAY PACKERS

October 7; November 4

Head Coach: Mike Sherman
Public Relations: Lee Rimmel
Stadium: Lambeau Field
Phone: (920) 496-5700



TENNESSEE TITANS

October 14

Head Coach: Jeff Fisher
Public Relations: Robbie Bohren
Stadium: Adelphia Coliseum
Phone: (615) 565-4100



PITTSBURGH STEELERS

October 21

Head Coach: Bill Cowher
Public Relations: Ron Wahl
Stadium: Heinz Field
Phone: (412) 323-0300



DETROIT LIONS

November 11; December 9

Head Coach: Marty Mornhinweg
Public Relations: Bill Keenist
Stadium: Pontiac Silverdome
Phone: (248) 335-4131



CHICAGO BEARS

November 18; December 16

Head Coach: Dick Jauron
Public Relations: Scott Hagel
Stadium: Soldier Field
Phone: (847) 295-6600



ST. LOUIS RAMS

November 26

Head Coach: Mike Martz
Public Relations: Rick Smith
Stadium: Trans World Dome
Phone: (314) 982-7267



CINCINNATI BENGALS

December 2

Head Coach: Dick LeBeau
Public Relations: Jack Brennan
Stadium: Paul Brown Stadium
Phone: (513) 621-3550



NEW ORLEANS SAINTS

December 23

Head Coach: Jim Haslett
Public Relations: Greg Bensef
Stadium: Louisiana Superdome
Phone: (504) 733-0255



BALTIMORE RAVENS

December 29

Head Coach: Brian Billick
Public Relations: Kevin Byrne
Stadium: PSINet Stadium
Phone: (410) 654-6200



MEDIA POLICIES AND INFORMATION

Interview Requests: All interview requests for Tampa Bay Buccaneers players, coaches, executives or staff members should be directed to the Communications Department, headed by Director of Communications Reggie Roberts. Interviews to be conducted by phone must be arranged at least two days in advance and will be subject to availability. Head Coach Tony Dungy will address the media after each practice and will make a weekly conference call each Wednesday to speak with the opposing team's assembled media.

Open Locker Room Periods: The Buccaneers' locker room is open for accredited media each Wednesday and Thursday from 12:00 to 12:45 p.m. Buccaneer players will also be available to the media following workouts on Monday and Friday with the assistance of team communications personnel. Players and coaches are not available for interviews on Tuesdays.

Practice Regulations: The Buccaneers practice every Wednesday and Thursday from 2:00 to 4:30 p.m. and every Friday from 11:30 a.m. to 1:15 p.m. at the team's One Buccaneer Place headquarters. All practices are open from beginning to end to accredited local media only.

Still photographers may shoot any portion of practice; video photographers may shoot approximately the first 20 minutes of stretching and individual drills.

Game Credentials: Credential requests are honored for accredited media on specific assignment and must be made through the Buccaneers' communications department. Credentials will not be issued to writers or photographers working on a free-lance basis unless the request is made by a recognized publication or news organization. Season-long credentials are issued in August; game-by-game credentials must be requested at least one week prior to each home game. All credential requests must be submitted in writing to Reggie Roberts, Director of Communications, One Buccaneer Place, Tampa, FL, 33607 or by fax at (813) 878-0813.

Press Releases: The Buccaneers' weekly press release may be obtained in the team's press facility at One Buccaneer Place or on the internet at www.buccaneers.com. The team's weekly injury report, which is first released on Wednesday and updated on Thursday and Friday, can be found in the same locations.

GAME DAY INFORMATION

Entry: The media entrance at Raymond James Stadium is located near Dock D on the the southwest corner of the facility. The entrance to the media lobby can be found just north of the southwest ramps and just south of the television truck parking area. The press box and television and radio booths may be reached via a media-dedicated elevator on the east side of the lobby.

Will Call: Members of the media needing to pick up their pass at the game will find the media will call area just inside the media entrance at Dock D. Ticket will call is located on the south end of the stadium, accessible from the outside between Ramps C and D.

Phones: Media needing a phone on gameday must contact Tom Galloghy of Sprint (813-249-3043) prior to the day of the game. If you do not place an order prior to the day of the game, you will be responsible for any charges from Sprint for setting up these services on gameday.

Locker Room Access: Both team locker rooms will be open to press bearing the proper credentials following the NFL-mandated 10-minute cooling-off period. The media elevator will transport members of the press that wish to visit the locker room at a designated time in the fourth quarter. To reach either locker room from the press box, simply take the elevator to the ground level and follow the corridor running parallel to the field's west sideline. NOTE: No interviews of players for either team are allowed on the field following the game.



2001 Pewter Partners

RAYMOND JAMESTM
FINANCIAL, INC.

WQYK 99.5
HEAR THE POWER



THE TAMPA TRIBUNE
It's Good To Know



Dodge



Bank of America



Hess Express
... the store with more!



Budweiser
KING OF BEERS



PRESEASON

Mon	Aug 13	MIAMI	8:00 PM
Sat	Aug 18	at Cleveland	8:00 PM
Sat	Aug 25	NEW ENGLAND	7:30 PM
Fri	Aug 31	at Atlanta	7:30 PM

REGULAR SEASON

Sun	Sept 9	at Dallas	1:00 PM
Sun	Sept 16	PHILADELPHIA	1:00 PM
Sun	Sept 23	BYE	
Sun	Sept 30	at Minnesota	1:00 PM
Sun	Oct 7	GREEN BAY	4:15 PM
Sun	Oct 14	at Tennessee	1:00 PM
Sun	Oct 21	PITTSBURGH	1:00 PM
Sun	Oct 28	MINNESOTA	1:00 PM
Sun	Nov 4	at Green Bay	1:00 PM
Sun	Nov 11	at Detroit	1:00 PM
Sun	Nov 18	CHICAGO	1:00 PM
Mon	Nov 26	at St. Louis	9:00 PM
Sun	Dec 2	at Cincinnati	1:00 PM
Sun	Dec 9	DETROIT	1:00 PM
Sun	Dec 16	at Chicago	1:00 PM
Sun	Dec 23	NEW ORLEANS	1:00 PM
Sat	Dec 29	BALTIMORE	9:00 PM

ALL TIMES EASTERN

www.Buccaneers.com

For the latest Buccaneers news and information