

TAMPA BAY
BUCCANERS



2002
Media Guide





More publications available at:

www.retroseasons.com/library/

Table of Contents

ADMINISTRATION

Malcolm Glazer	4-6
Bryan Glazer	7
Joel Glazer	8
Edward Glazer	9
Glazer Family Foundation	10-11
Rich McKay	12-13
Jon Gruden	14-16
Coaching Staff	17-33
All-Time Coaches Roster	34
Football Staff	35-43
Buccaneers Staff	44-49
Staff Directory	50

VETERANS

Veteran Players	52-181
Numerical Roster	181
Pronunciation Guide	181
Alphabetical Roster	182-183
Career Statistics	184

ROOKIES

Draft Choices	186-193
Free Agents	194-202

2001 SEASON REVIEW

Regular Season Statistics	204-205
Preseason Statistics	206-207
Game-by-Game Team Statistics	208-211
Game-by-Game Individual Statistics	212-217
Participation Chart	218-219
Personnel Log	220-221
Last Time	222-223
Team Rankings	224
NFL Standings	225
Game-By-Game Recaps	226-242

HISTORY

Historical Highlights	244-252
All-Time Honors	253-254
Pro Bowl Buccaneers	255
NFC Honors	256
Additional Awards	257
Year-by-Year Scores	258-263
Preseason Win-Loss Summary	264
Regular Season Win-Loss Summary	264
Postseason Win-Loss Summary	265
Team-by-Team Results	265-267
Overtime Results	268-269

Prime Time Results	269-272
All-Time Attendance	273-274
All-Time Roster	275-284
Draft History	285-288
Trade History	288-290
Free Agency History	291-292
Year-by-Year Leaders	293-296
Year-by-Year Records	297
Home/Away Records	297
Year-by-Year Statistics	298-301
Franchise Milestones	301
Records by Date	302
Year-by-Year Season Statistics	303-328
Playoff Game Recaps	329-338

RECORDS

Individual Records	340-343
Team Records	343-347
Opponent Individual Records	347-348
Opponent Team Records	348-349
Two-Team Records	349-350
Half-Game Records	350
Rookie Records	350
Miscellaneous Records	351
Career Top Tens	352-355
Season Top Tens	355-356
Playoff Records	357-360
Top Individual Performances	361-366
Top Opponent Performances	366-370
Longest Plays	371-372

SIDELINES

John McKay	374
Lee Roy Selmon	375
All-Time NFC Central Standings	376
Raymond James Stadium	377-381
Raymond James Financial	382-385
Bucs in the Community	386-390
Training Camp	391
New Division Alignment	391
Cheerleaders	392
Captain Fear, the Buccaneer	393
Buccaneers Preseason Television	394
Buccaneers Radio Network	395
2002 NFL Schedule	396-397
Future Buccaneers Schedules	398
2002 Opponents	399
Media and Gameday Information	400

Credits

2002 Tampa Bay Buccaneers Media Guide

Managing Editor: **Jeff Kamis**
 Associate Editor: **Zack Bolno**
 Assistant Editors: **Scott Smith, Tony Morreale**
 Editorial Assistance: **Jane Graves, Michelle Moore,**
Julia O'Neal
 Cover Design: **Eden Mackay**
 Cover Photography: **Tom Wagner**

Layout and Design: **David Manes, Bill McDougall,**
Joan Patterson, Katy Pettis
 Photography: **Tom Wagner, Christina Heskett,**
Al Messerschmidt,
Morgan Stalley, Cliff Welch
 Printer: **Hillsboro Printing, Tampa, FL**

ADMINISTRATION

Tampa Bay Buccaneers 2002 Schedule

PRESEASON

Monday	August 12	MIAMI	8:00 PM	ESPN*
Friday	August 16	at Jacksonville	7:00 PM	UPN
Saturday	August 24	WASHINGTON	8:00 PM	UPN
Friday	August 30	at Houston	8:00 PM	UPN

REGULAR SEASON

Sunday	September 8	NEW ORLEANS	4:15 PM	FOX
Sunday	September 15	at Baltimore	1:00 PM	FOX
Monday	September 23	ST. LOUIS	9:00 PM	ABC*
Sunday	September 29	at Cincinnati	4:05 PM	FOX
Sunday	October 6	at Atlanta	1:00 PM	FOX
Sunday	October 13	CLEVELAND	4:15 PM	CBS
Sunday	October 20	at Philadelphia	1:00 PM	FOX
Sunday	October 27	at Carolina	1:00 PM	FOX
Sunday	November 3	MINNESOTA	1:00 PM	FOX
Sunday	November 10	Bye		
Sunday	November 17	CAROLINA	4:05 PM	FOX
Sunday	November 24	GREEN BAY	1:00 PM	FOX
Sunday	December 1	at New Orleans	8:30 PM	ESPN*
Sunday	December 8	ATLANTA	1:00 PM	FOX
Sunday	December 15	at Detroit	1:00 PM	FOX
Monday	December 23	PITTSBURGH	9:00 PM	ABC*
Sunday	December 29	at Chicago	8:30 PM	ESPN*

All Times Eastern

* Nationally Televised Game

Tampa Bay Buccaneers

One Buccaneer Place • Tampa, FL 33607

Phone Numbers

Main: (813) 870-2700 • Communications: (813) 554-1311

Communications Fax: (813) 878-0813 • Ticket Office: (813) 879-2827

Communications Department

Communications Manager	Jeff Kamis kamisj@buccaneers.nfl.com	Work: (813) 870-2700, ext. 222 Home: (813) 835-1974
Communications Coordinator	Zack Bolno bolnoz@buccaneers.nfl.com	Work: (813) 870-2700, ext. 264 Home: (813) 839-9697
Administrative Assistant	Julia O'Neal juliao@buccaneers.nfl.com	Work: (813) 870-2700, ext. 522 Home: (813) 689-1352
Communications Intern	Tony Morreale morrealet@buccaneers.nfl.com	Work: (813) 870-2700, ext. 464
Communications Intern	Jason Wahlers wahlersj@buccaneers.nfl.com	Work: (813) 870-2700, ext. 251

Training Camp

Disney's Wide World Of Sports Complex • Lake Buena Vista, FL

Disney Sports Publicist	Bill Hofheimer bill.hofheimer@disney.com	Work: (407) 566-5338
Report Date	Sunday, July 28	
Media Headquarters	Baseball Press Box	

Credential Information/Interview Policy

See Page 400

Administration



Owner/President



On January 16, 1995, he stepped to the podium, smiled and promised a winner. The crowd nodded and presumably chuckled. Malcolm Glazer had just paid a record price for an NFL team, but it was a team that was mired in a futile cycle. In a bottom-line business, the Tampa Bay Buccaneers were consistently hitting

bottom, winning only 30 percent of their games over 19 seasons of existence. Few thought Glazer could buck that trend.

But the fortunes have certainly changed drastically for the Buccaneers, who have vaulted from the NFL's basement to within reach of the penthouse in just seven years under Glazer's direction. Known among his league peers as an innovative thinker, Glazer has infused his team and employees with the determination and dedication to be the best in the NFL. Glazer's commitment to building a championship organization has provided the foundation for the team's rapid rise on the field. That success has resulted in a level of popularity and support that is unmatched in franchise history.

Now the rest of the Tampa Bay community is smiling along with Glazer after he hired Jon Gruden as the Buccaneers' seventh head coach in club history on February 18, 2002. Gruden, one of the rising coaching stars in the National Football League, previously led the Oakland Raiders to consecutive AFC West Division titles (2000-01) and an appearance in the AFC Championship Game in 2000. Glazer immediately followed that major announcement by signing Buccaneers' general manager Rich McKay, who has played a vital role in the team's rapid rise to prominence, to a six-year contract.

"Jon Gruden is one of the finest young minds in the game," said Buccaneers Owner/President Malcolm Glazer. "Certainly when you speak of the brightest young coaches, you think of Jon Gruden. We couldn't be more thrilled to have Jon leading our football team and feel this was one of the most important decisions in the history of this franchise. Over the past seven seasons, we have flourished under the leadership of General Manager Rich McKay. You think of Rich McKay when discussing the brightest and best football executives in the National Football League. Rich is at the head of the class in this category. We feel that Rich and Jon will be a formidable team running our football operation."

Malcolm Glazer

Under Glazer's watch, the Buccaneers can boast a 61-51 (.540) record and two playoff wins, easily the most successful stretch in club annals. Tampa Bay reached the playoffs for the fourth time in five seasons in 2001. Prior to Glazer's arrival, the franchise advanced to the postseason just three times in the previous 19 years, from 1976-1994.

Tampa Bay, which has been one of the NFL's top teams over the past several years, owns a 30-18 ledger since the start of the 1999 season, including a winning percentage that ranks tied for fourth in the league. The 1999 campaign marked the most successful season in the club's 26-year history. Tampa Bay captured its first division title in 18 years, while setting club records with an 11-5 regular-season record and a 7-1 home mark. The Buccaneers reached the NFC Championship Game for just the second time in franchise history and fell just five minutes shy of their first Super Bowl with an 11-6 loss to the St. Louis Rams.

Glazer has successfully constructed a multi-faceted plan, which calls for stable ownership, a talented coaching staff, knowledgeable personnel executives and a solid business partnership within the Tampa/St. Petersburg communities. The most visible aspect of this plan's success is Tampa Bay's \$200 million state-of-the-art Raymond James Stadium, which hosted Super Bowl XXXV in January of 2001. Dubbed the "Crown Jewel of the NFL" by many league insiders, Raymond James Stadium offers an unmatched game-day atmosphere for fans and players alike. All 33 regular-season and playoff games at the stadium have been sellouts, and the Bucs can boast a gaudy 25-8 record at home.

"We said back in 1995 that with the help of Buccaneers fans in the Tampa Bay area, we would build a stadium the community would be proud of," Glazer says. "Raymond James Stadium is that promise come to fruition."

Now that the stadium is complete, Glazer has turned his attention to constructing the team's new training facility, scheduled to open in 2003. The facility will be a three-story building containing approximately 150,000 square-feet of space, a state-of-the-art strength training area, 2 1/2 practice fields, outdoor jogging paths and access control security outlets including a technologically advanced satellite link to the NFL office in New York City.

"Just like our stadium, our training facility and administrative offices will be among the finest in the NFL," Glazer says. "To ensure that our facility will be the best, we sent our football and administrative staffers to visit what we felt were the best NFL training facilities and, in some cases, the best collegiate facilities in the country. We instructed our people to take notes and photographs, and to design their respective areas the way they wanted them to

be once the facility is finished. The information our people returned with was amazing. Our plan is to take that information, present it to the architects, and let them create the NFL's best training facility."

Financially and philosophically, Glazer and his sons continue to demonstrate how a franchise can change its identity from perennial also-rans into championship contenders both on and off the field. Over the past three seasons, the Buccaneers proved to be major players in free agency, signing a pair of Pro Bowl players to boost their offense. Tampa Bay signed three-time Pro Bowl C Jeff Christy and then days prior to the 2000 NFL Draft, the Buccaneers pulled off the biggest move of the offseason, trading two first-round picks in exchange for New York Jets Pro Bowl WR Keyshawn Johnson.

Couple those bold moves with some of Glazer's previous offseason maneuvers, and you have a solid football foundation for seasons to come. During the past season, Glazer hired Gruden, signed McKay to a new contract and extended the contracts of a pair of Pro Bowlers in LB Derrick Brooks and K Martin Gramatica. During his ownership tenure, Glazer has also provided the necessary financial support to allow McKay to extend the contracts of five-time Pro Bowler and the 1999 NFL Defensive Player of the Year Warren Sapp, Pro Bowl CB Ronde Barber, and All-Pro S John Lynch, as well as key contributors DE Marcus Jones and LB Shelton Quarles.

"We have and will continue to do all of the necessary things the team needs to do to win a championship," Glazer says. "We just have to remain focused and play up to our capabilities. The rest will take care of itself."

At the conclusion of the 1996 season, Glazer spearheaded massive changes at One Buccaneer Place, home of the team's administrative offices and practice facility, which included more than 20,000 square feet of new office space, a re-vamped season ticket and club seat purchasing operation, upgraded computers and more than 100 additional employees working to make the Buccaneers one of the most respected organizations in all of professional sports. Additionally, Glazer, after many years in business, continues to display his personal trademark of accomplishing the "impossible."

He devoted a significant amount of time working to make the organization more fan-friendly by greatly expanding fan activities at Buccaneer home games through the formation of the club's special events department in 1997. His mandate to increase player and coach visibility in the community was reflected in the more than 700 appearances made by Buccaneer players, coaches and front office officials last year, including nationally-acclaimed programs such as LB Derrick Brooks' "Brooks' Bunch" trip to Africa and T Jerry Wunsch's "Jerry's Journey" program.

"It is important for us to succeed on the field, but I want us to be good citizens in our community as well," Glazer says. "We are role models. Children and adults look up to us. I want us to set the right example."

Glazer's input has been sought on the league level as well, as evidenced by his position on the NFL's Finance Committee, one of the most prestigious working groups of owners in the league.

Glazer, a resident of Palm Beach, Florida, is president and chief executive officer of First Allied Corporation. First Allied serves as a holding company for Glazer's varied business interests. Mr. Glazer owns, controls or is the largest shareholder of companies with \$1.5 billion in sales which employ more than 17,000 people.

A true American success story, Glazer began working in his father's watch-parts business at the age of eight. When Glazer was 15, his father died and the son assumed responsibility for the family business and expanded it.

Glazer has owned a diverse portfolio of nationwide investments whose interests include food service equipment, food packaging and food supplies, marine protein, broadcasting, health care, real estate, banking, natural gas and oil protection, Internet publications, stocks, government securities and corporate bonds. He has been profiled in *The New York Times*, *USA Today*, and *Forbes Magazine*, which stated that Glazer has "an eye for value."

Glazer's philanthropic and charitable activities have included significant local involvement with the Tampa Bay Sports Commission. Glazer and the Buccaneers have made a commitment to donate up to more than \$2 million to the sports commission, which will be used to promote the continued development of amateur sports in the Hillsborough and Pinellas counties. Glazer made a preliminary donation of \$75,000 following the 1997 season, donated \$60,000 following the 1998 season, donated \$90,000 after the 1999 season, donated \$75,000 after the 2000 season, donated \$67,500 after the 2001 campaign and will contribute an additional \$7,500 for every Buccaneer home victory over the next 30 years.

During the 1999 offseason, Glazer launched the much-anticipated Glazer Family Foundation, which is dedicated to creating ways to benefit charitable and educational causes for the youth in the greater Tampa Bay community. The Foundation hosted more than 3,000 youth from more than 75 community organizations throughout the Tampa Bay and Central Florida region at Buccaneer home games the past three seasons.

A resident of Palm Beach, Florida, Malcolm Glazer was born in Rochester, New York. He and his wife, Linda, have six children: Avram, Kevin, Bryan, Joel, Ed and Darcie.

Malcolm Glazer's Reconstruction of the Buccaneers

In 1995, Malcolm Glazer paid a record price for a professional football team that had a 19-year winning percentage of .307. Nevertheless, he predicted success on the field; in fact, practically his first words uttered as new owner of the Tampa Bay Buccaneers were, "We expect to be winners."

Six years later, the Buccaneers are enjoying one of the most remarkable turn-arounds in recent sports history. Below is a chronology of the events that led to the Buccaneers being termed a "model franchise" in the NFL.

- Just months after buying the team, Glazer announces that his first priority is to build a new state-of-the-art stadium in the Tampa Bay area. After passage of the Community Investment Tax, plans are unveiled for the 66,000-seat facility (Raymond James Stadium) which hosted Super Bowl XXXV on January 28, 2001.
- On January 22, 1996, Glazer hires Tony Dungy as the sixth head coach in team history, proclaiming the former Minnesota Vikings defensive coordinator as "not only one of the finest coaches, but one of the finest people in the NFL." Glazer's words seem prophetic as Dungy directs the team to a 10-6 record in 1997 and a club-record 11-5 mark in 1999 en route to Tampa Bay's first NFC Central Division title in 18 years.
- On April 9, 1997, the Buccaneers unveil new, hard-hitting uniforms sporting primary colors of red and pewter. The team's new look is enthusiastically embraced by players and fans.
- In his continuing efforts to transform the organization into one of the league's model franchises, Glazer undertakes a complete overhaul of the team's front office in 1996, greatly expanding the sales and marketing staffs to meet the team's growing demands.
- Glazer shows his long-term commitment to bringing a championship to Tampa Bay by extending the contracts of key football personnel in 1998. Beginning with a new five-year deal for Dungy, Glazer also locks up General Manager Rich McKay and cornerstone player DT Warren Sapp. The Bucs then sign FB Mike Alstott, LB Derrick Brooks and S John Lynch, among others, to long-term deals.
- Glazer and his sons open Raymond James Stadium in grand style with a 27-15 victory over the Chicago Bears before a crowd of 66,321 fans. After trailing 15-0 at halftime, the Buccaneers storm back with 27 unanswered points to defeat the Bears. Tampa Bay's win is the first of 20 in 25 games over three seasons at RJS.
- After signing Pro Bowl linemen Jeff Christy and Randall McDaniel to shore up the offensive line, Glazer gives McKay the go-ahead to trade both 2000 first-round picks to the New York Jets for WR Keyshawn Johnson. The Bucs then sign Johnson to an eight-year contract.
- Tampa Bay lands two of the biggest names on the free-agent market in 2001, signing Pro Bowlers QB Brad Johnson and DE Simeon Rice to five-year contracts.
- The Buccaneers name Jon Gruden the seventh coach in team history on February 18, 2002.
- Tampa Bay completes the busiest offseason in team history by signing Pro Bowl WR Keenan McCardell on June 8, 2002. McCardell joins several other acquisitions, including QB Rob Johnson, RB Michael Pittman, WR Joe Jurevicius, Pro Bowl TE Ken Dilger, TE Marco Battaglia, G Kerry Jenkins and T Roman Oben.

Executive Vice President

Bryan Glazer



Entering his eighth season as the Executive Vice President of the Tampa Bay Buccaneers, Bryan Glazer's leadership has been instrumental in the team's ascension through the National Football League ranks. During Glazer's tenure, the club has become one of the most recognizable and successful franchises

in the NFL, as well as one of the most technologically advanced clubs in all of professional sports. During the 2002 offseason, Bryan worked with brothers, Edward and Joel, in hiring one of the rising coaching stars in the NFL in Jon Gruden. Glazer, and his family, showed their commitment to building a championship team for the Tampa Bay/St. Petersburg community with the hiring of Gruden, who previously led the Oakland Raiders to consecutive AFC West Division titles (2000-01) and an appearance in the AFC Championship Game in 2000. The following day, the Glazers made yet another significant personnel move, signing Buccaneers' general manager Rich McKay, one of the NFL's top front office executives and a vital member in the organization's rise to prominence, to a six-year contract. An instrumental force in his family's purchase of the Buccaneers in 1995, Glazer has been the driving force in improving every aspect of the club's influence both nationally and in the Tampa/St. Petersburg communities. His commitment to the organization and the local community culminated with the club's effort in constructing the finest facility in professional sports — 66,000-seat Raymond James Stadium, which successfully hosted Super Bowl XXXV in January 2001.

Along with brothers Joel and Edward, Bryan oversees the day-to-day operation of the entire franchise, including financial operations, marketing and communications. Since the purchase of the team, he has devoted a significant amount of his efforts to such massive projects as the development and construction of Raymond James Stadium, the overhaul of the team's logo, colors and uniforms and the restructuring and expansion of the Buccaneers' staff.

Since Glazer assumed his current role with the club, the Buccaneers have posted a 61-51(.540) record, including two playoff wins, and have reached the

playoffs in four of the last five seasons — easily the most successful stretch in franchise annals.

Under Glazer, Tampa Bay has become a perennial playoff team and a Super Bowl contender, attracting some of the top free agent talent over the past few off-seasons. In 2001, the Buccaneers signed two Pro Bowlers in QB Brad Johnson and DE Simeon Rice. Tampa Bay also inked Pro Bowl C Jeff Christy in 2000 and then pulled off the biggest trade in franchise history by acquiring Pro Bowl WR Keyshawn Johnson from the New York Jets.

During the construction of Raymond James Stadium, Glazer worked alongside stadium architects and contractors to produce his vision of what the premier stadium in the NFL should resemble. Glazer oversaw all phases of the construction of Raymond James Stadium, where the Buccaneers boast a 25-8 record. The state-of-the-art stadium features such amenities as 19-inch wide seats with chairbacks, cupholders, and armrests, concourse televisions, full color replay boards at both ends of the stadium, one of the most sophisticated scoreboard systems in all of professional sports and the centerpiece of the stadium — the luxurious club seats and air-conditioned club lounges that make Tampa Bay's stadium the envy of the NFL.

Glazer also created the club's "Pewter Partners" concept, which rewards the Buccaneers' sponsors with deeper advertising packages, reduced advertising clutter and unprecedented customer service.

In 1996-97, Glazer worked closely with designers and graphic artists from NFL Properties in New York and Los Angeles to develop and refine the Buccaneers' new logo, which was successfully unveiled before an estimated crowd of 5,000 Buccaneer fans at the Tampa Bay Convention Center on April 9, 1997.

The new logo, which drew rave reviews from such national media outlets as *USA Today*, *Fox Sports*, *The New York Times*, and *The Washington Post*, consists of a skull and crossed swords on a blood-red, wind swept flag that is displayed on unique pewter-colored helmets. The modifications, based on research of Caribbean buccaneer history, were the first significant changes to the logo and uniform in team history.

A native of Rochester, the 37-year-old Glazer makes countless community and charitable appearances on behalf of the organization, and is a member of the Board of Directors of the Ronald McDonald House. Glazer earned his bachelor's degree in broadcast communications from American University in 1986 prior to completing his law degree from Whittier College School of Law in 1989.

Executive Vice President



Now in his eighth year as Executive Vice President, Joel Glazer had a single vision, shared by all members of the Glazer family when they acquired the Tampa Bay Buccaneers in 1995 – build a franchise from the ground up, one that would become one of the most respected and successful franchises in the NFL.

During the 2002 off-season, Joel worked with brothers, Bryan and Edward, in hiring one of the rising coaching stars in the NFL in Jon Gruden. Glazer, and his family, showed their commitment to building a championship team for the Tampa Bay/St. Petersburg community with the hiring of Gruden, who previously led the Oakland Raiders to consecutive AFC West Division titles (2000-01) and an appearance in the AFC Championship Game in 2000. The following day, the Glazers made yet another significant personnel move, signing Buccaneers' general manager Rich McKay, one of the NFL's top front office executives and a vital member in the organization's rise to prominence, to a six-year contract.

Under Glazer, the Buccaneers have become a model franchise by securing the top free agent talent over the past few offseasons. In 2001, the Buccaneers signed two Pro Bowlers — QB Brad Johnson and DE Simeon Rice — to five-year contracts. In 2000, Tampa Bay also signed Pro Bowl C Jeff Christy and then pulled off the biggest trade in franchise history by acquiring Pro Bowl WR Keyshawn Johnson from the New York Jets.

After successfully negotiating an agreement to acquire the Buccaneers in 1995, Glazer, along with his brothers Bryan and Edward, began the day-to-day duties of overseeing all aspects of the organization. The first building block came in June of 1995, when they recognized a "diamond in the rough" in general manager Rich McKay. Glazer recently re-signed McKay to a six-year contract on February 21, 2002, thus stabilizing the foundation of the Buccaneers' football operations. Under Glazer's direction, Tampa Bay has advanced to the playoffs in four of the last five seasons and the Buccaneers are poised to continue their success with the hiring of Jon Gruden.

Prior to the hiring of Gruden, Glazer directed his attention on other vital elements of building a successful franchise, namely the front office and the stadium. After completely reorganizing the front office, bringing in talented people from a variety of backgrounds, Glazer worked tirelessly alongside Bryan and McKay to build a

Joel Glazer

community consensus for local approval of what would later become Raymond James Stadium. Glazer and his brother set out to design a stadium deemed worthy of a first-class organization, thereby creating a winning environment and revolutionizing the fan's experience and comfort at a stadium. They visited approximately 25 different stadiums, drawing from their experiences as fans and ultimately shaping every detail of RJS.

A massive undertaking, the stadium opened on time and budget to rave reviews, earning nods as the "crown jewel of the NFL." Raymond James Stadium featured amenities never before seen in modern stadiums, including the 24'x92' BucVision video boards now emulated at all new stadiums. However, the true signature of Raymond James Stadium is Buccaneer Cove, featuring the 103' larger-than-life replica pirate ship. With the pieces of the puzzle in place, as well as a state-of-the-art new stadium, the stage was set to put a final stamp on the rebirth of the franchise. The team needed a new look. Glazer, along with Bryan, worked closely with NFL Properties to create a dynamic look that would illustrate the attitude and class of the franchise. The result was a complete logo and uniform redesign, introduced to rave reviews. Buccaneers merchandise sales immediately soared throughout the country, vaulting the Buccaneers into the top of NFL merchandise sales almost immediately. On the field, the new look helped create the attitude of a winner.

Throughout the construction of RJS, Glazer created the sales and marketing strategies and campaigns that led to record season ticket club seat, luxury suite and group sales. In addition to helping create the club's prestigious corporate "Pewter Partners," Glazer's other duties include overseeing the organization's annual budgets and establishing the club's strategic planning in marketing, community relations, public relations, ticketing and luxury suite relations.

Glazer is currently leading the design and construction of the team's new state-of-the-art training facility. Once completed, it is expected to be one of the premier training facilities in all of sports. In addition to his duties within the Buccaneers organization, Glazer also represents the team at all NFL Owners' Meetings.

Since moving to Tampa in 1995, Glazer has been very active in the Tampa Bay community. Glazer Family Foundation programs such as "Cheering You On," "Prevent Blindness" and the "Ticket Rewards" programs are just a few of the programs he takes great pride in. In addition, Glazer has been an active member of the Super Bowl Task Force, Tampa Chamber of Commerce Board of Directors and the Outback Bowl Advisory Committee.

Glazer, 35, earned his bachelor's degree in interdisciplinary studies from American University in 1989. The Rochester, New York native lives in Tampa with his wife, Angela.

Executive Vice President

Edward Glazer



As Executive Vice President, Edward Glazer has made significant contributions to the Buccaneers and the Tampa Bay community. Overseeing all aspects of the club's administrative offices, Glazer has aggressively worked to implement comprehensive improvements at each level of the organization.

During the 2002 off-season, Edward worked with brothers, Bryan and Joel, in hiring one of the rising coaching stars in the NFL in Jon Gruden. Glazer, and his family, showed their commitment to building a championship team for the Tampa Bay/St. Petersburg community with the hiring of Gruden, who previously led the Oakland Raiders to consecutive AFC West Division titles (2000-01) and an appearance in the AFC Championship Game in 2000. The following day, the Glazers made yet another significant personnel move, signing Buccaneers' general manager Rich McKay, one of the NFL's top front office executives and a vital member in the organization's rise to prominence, to a six-year contract.

Glazer spearheaded the development, design and construction of www.buccaneers.com, the team's official website. Upon its introduction, *The New York Times* said [Buccaneers.com](http://www.buccaneers.com) "bustles with information" and was "potent." In addition, the Tampa Bay Advertising Federation, recognized [Buccaneers.com](http://www.buccaneers.com) as the region's top interactive media effort by awarding it a "Best of the Bay" Addy Award.

Leading the Buccaneers' Community Relations objectives and initiatives, Glazer works closely with local, regional and national non-profit agencies in an effort to take the Buccaneers' philanthropic efforts to a national level. Over the past few seasons, the Buccaneers have been recognized by several national media outlets, including the CBS Evening News, CNN, *The Sporting News* and HBO's *Inside the NFL* as one of the most charitable teams in the league with programs such as Derrick Brooks' "Brooks' Bunch," and Jerry Wunsch's "Jerry's Journey."

Under Glazer's leadership, the Buccaneers founded the Student Advisory Board. This one-of-a-kind program takes high school students inside the workings of a NFL team. The students get to

participate in game day operations, meet coaches and players and also get involved with volunteerism in the Tampa Bay community.

Glazer also works closely with Glazer Family Foundation, helping implement new programs including the "Cheering You On" program that gives every child admitted to a local hospital a Buccaneers teddy bear and activity book.

Along with his brother Joel, Glazer continues to oversee all aspects of the team's sales campaign, including television, radio and outdoor billboards, which have resulted in unprecedented season-ticket sales. In 1998 the brothers were the driving force behind the Buccaneers' nationally recognized club seat sales film designed to educate fans about the luxurious club seating available at Raymond James Stadium. The film, hosted by ABC Sports Al Michaels, won such prestigious awards as the Communicator Crystal Award and the Telly Award for short film. By winning a Telly, the club seat film was singled out as one of the year's most outstanding non-network video productions and received notable mention in various film and trade publications across the country.

Edward is also heavily involved, along with his brothers Bryan and Joel, in the design of the Buccaneers' new training facility. This new facility scheduled to open in 2003 will be a technological marvel and set a new standard of excellence for training facilities in the NFL.

One of Glazer's most popular concepts with the fans has been the "Buccaneer Battle Flags." Each time the Buccaneer offense penetrates the opposition's 'red zone,' the red flags are raised throughout the stadium. This dramatic game enhancement has quickly become a signature at Buccaneer home games.

Glazer and his wife Shari are deeply committed to providing aid and assistance in the community. Shari is actively involved with organizing the charity work of the Buccaneer Women's Organization, which annually hosts children from the Boys and Girls Clubs, The Spring, Joshua House and the Children's Home at local petting zoos and cultural events at the Tampa Bay Performing Arts Center. Shari has volunteered her time at many local charities, including Camp Good Days and Special Times, the Children's Cancer Center, and the Tampa Aids Network, where she served as co-chairperson for the Tampa AIDS Walk for two years. Shari was also named honorary co-chair for the Susan G. Komen Tampa Bay Race for the Cure.

Edward Glazer was born in Rochester, New York and earned a bachelor's degree from Ithaca College.



GLAZER FAMILY FOUNDATION

Glazer Family Foundation

The Glazer Family Foundation is dedicated to assisting charitable and educational causes in the Tampa Bay region. The Foundation works with established not-for-profit organizations that create programs for youth and families that support positive social and economic development within the community.

The Foundation has contributed more than \$1.5 million in programs, grants, tickets and merchandise to the Bay area. In 2002, the Foundation will continue to support youth with several new projects and programs.



“Cheering You On”

An ongoing program that provides all pediatric patients admitted to five Bay area hospitals and two in Orlando with a Tampa Bay Buccaneers stuffed teddy bear and activity book. Since December 1999, the Foundation has distributed more than 55,000 bears and books.



Youth With Promise

During each NFL season, the Foundation hosts 100 Youth With Promise at all home Buccaneers games. More than 3,000 youth representing 75 organizations from the Tampa Bay area have been rewarded with free tickets, food coupons and car flags. The youth receive this privilege based on achieving incentive programs implemented by community agencies.



Tampa Bay Sports Commission

This past spring, the Foundation donated \$67,500 to the Tampa Bay Sports Commission for its dedication to amateur youth sports activities in Hillsborough and Pinellas Counties. The Foundation donates \$7,500 for every Buccaneers victory and has to date contributed \$367,500.



Mini Grant Program

The Foundation implemented a bi-annual mini grant program that focuses on youth in the areas of general health, safety, education and recreation. A total of \$125,000 has been donated to more than 80 Bay area non-profit organizations throughout the past two years. Applications can be downloaded from the Foundation's website and are accepted from May 1st to July 1st and September 1st to November 1st.

Glazer Family Foundation



Make Reading Your Goal

The summer reading program, which began last summer and has continued to expand in its second year, provided area children with a free Mike Alstott bookmark when they checked out a book from their local public libraries this past summer. The Foundation provided 100,000 Buccaneers bookmarks to more than 50 public libraries throughout Hillsborough, Pinellas, Pasco, Polk, Manatee and Sarasota Counties. The Alstott bookmark is the first in a Buccaneers player collector series with a different Buccaneer featured on each successive bookmark.



Backpack It Back-to-School

This summer, the Foundation continued its back-to-school program by donating 1,500 backpacks to organizations throughout Hillsborough and Pinellas Counties. Over the past two summers, a total of 3,000 backpacks filled with school supplies and Buccaneers merchandise have been distributed. Some of the recipient organizations include The Children's Home, The Spring of Tampa Bay, and Eckerd Youth Alternatives.



Veronica S. Costello Executive Director

Veronica S. Costello was one of the first senior executive staff members hired by the Glazer family during the reconstruction of the Buccaneers' front office in 1996.

As Executive Director of the Foundation, she is responsible for all aspects of the Foundation including its business plan, budget, contributions, public relations and special events. She created and launched the bi-annual grant program and devised other Foundation programs and projects. She also oversees the Foundation's website and works on various ownership projects.

Costello was initially hired as Vice President of Sales Administration, overseeing the team's general, club and luxury suite sales. In Spring 1999, after managing record sales goals, Costello accepted the position with the newly organized Glazer Family Foundation. Costello, a Florida native, is a graduate of Florida State University and is certified in non-profit management from the University of South Florida. She is on the Board of Directors for the Florida Sports Foundation and Tampa Bay Sports Commission. She represents the team on the Ronald McDonald House Charities of Tampa Bay Board of Trustees and the Tampa Bay Partnership. She is also a member of the Council on Foundations, Florida Funders Group, Leadership Tampa Alumni and the University Club.

Costello and her husband Harry, reside in Tampa. She has two stepsons, Brian and Mark.

www.glazerfamilyfoundation.com

General Manager



Rich McKay and his family have been closely associated with the Buccaneers for nearly three decades. A fixture in the Tampa Bay community, McKay's deep roots in Tampa Bay date back to the 1976 season, the inaugural NFL season for the Buccaneers. His father, the late legendary coach John McKay, was the Buccaneers' first head coach and led Tampa

Bay to the NFC Championship Game in just the club's fourth year of existence and three playoff appearances before retiring in 1984.

In 2002, the Buccaneers will debut a new head coach, begin play in the newly-created NFC South and feature a roster with a number of new faces. But despite all the changes, McKay, who will enter his 11th season with Tampa Bay and his eighth overall as the club's general manager, will continue to bring stability and leadership to an organization that he has helped mold into a perennial postseason contender.

"This is a franchise that I have invested the majority of my life in," McKay said. "I saw us go from the orange uniforms to the pewter uniforms. It's very rare in our business that you get to have a job that you want in a profession you like and you get to do it in your hometown. I lived in Tampa for a long time, my wife is a native and my kids were born here. I certainly look forward and relish the opportunity to continue to be a part of this organization."

"We are extremely excited about the unlimited possibilities that exist for the future of this franchise with Rich McKay as our general manager," Buccaneers executive vice president Bryan Glazer said. "Rich is one of the brightest and best football executives in the National Football League, and is certainly at the head of the class in this category."

Clearly the Glazer family shares that same vision. The Glazers rewarded McKay by signing him to a new six-year contract on February 21, 2002.

Postseason appearances, numerous team and individual accolades, high profile free agent and trade acquisitions and Super Bowl aspirations all have occurred under McKay's watch. All those lofty expectations were rarely ever accomplished prior to McKay's tenure in Tampa Bay.

McKay has done a remarkable job rebuilding a franchise that previously had posted 10 consecutive losing seasons from 1985-94 before he took the reins as general manager. Under McKay's direction, Tampa Bay has

Rich McKay

easily had the most successful run in club history, advancing to the postseason in four of its last five campaigns, including reaching the NFC Championship Game in 1999.

McKay began his tenure with the Buccaneers as Vice President of Football Administration from 1992-94 and was promoted to General Manager in 1995. McKay's first two draft selections as Tampa Bay's General Manager were five-time Pro Bowlers DT Warren Sapp and LB Derrick Brooks. He inherited a struggling franchise and immediately helped transform Tampa Bay into a playoff participant just three seasons later in 1997. During the 1999 season, the Buccaneers reached the NFC Championship Game for the second time in club history, making their first appearance in the title game since 1979.

Remarkable, McKay has successfully accomplished this feat despite working in the unique and complex financial era of today's NFL. He has constructed a roster that will feature 13 current or former Pro Bowl performers in 2002.

McKay has worked diligently to provide the Buccaneers with Pro Bowl caliber talent, developing the club through the draft and adding veteran leadership and depth through free agency the past three seasons.

In the 2001 offseason, McKay successfully ventured into the free agent market, signing QB Brad Johnson, who recorded four single-season passing records in 2001 and Pro Bowl DE Simeon Rice, who paced the team with 11 sacks last year. Rice joined an already imposing defensive line that features four former first-round draft selections: Rice, DE Marcus Jones, DT Anthony McFarland and All-Pro DT Warren Sapp, who racked up a franchise-record 16.5 sacks in 2000. In addition, McKay also re-signed CB Ronde Barber, who earned his first Pro Bowl selection by hauling in a club-record 10 interceptions last year.

McKay supervises the entire football operation of the Buccaneers and negotiates player contracts. Additionally, McKay presides over the club's college and pro personnel departments, including the NFL draft, waiver wire transactions, trades, free agency acquisitions and salary cap management.

Prior to McKay's arrival, the Buccaneers struggled, posting the aforementioned 10 consecutive losing seasons from 1985-94. Tampa Bay's record over that 10-year stretch was 43-117 (.269) with no playoff appearances. But McKay's tenure as general manager has produced some impressive results as the Buccaneers have compiled a 61-51 (.545) regular season record and four playoff appearances. Additionally, Tampa Bay has recorded the second-most wins in the NFC (30) over the last three seasons.

McKay has nurtured a team from the ground up, arguably utilizing draft picks better than any executive in the league over the past seven seasons. The main

architect of Tampa Bay's last seven drafts, McKay has guided the Buccaneers from one of the worst drafting teams in the NFL to one of the league's best in a relatively short period of time. Tampa Bay reached the post-season for the third straight year in 2001. In 2000, the Buccaneers posted their second consecutive 10-win season. That followed the 1999 campaign in which Tampa Bay set a club record with 11 wins en route to its first NFC Central title since 1981. Adopting a philosophy based on on-field production rather than unproven potential, McKay has developed into one of the more astute and crafty draft-day technicians in the NFL.

In six of the seven drafts from 1993-99, the Buccaneers have selected at least one player that has gone on to become a Pro Bowl performer for the Buccaneers. That impressive list includes: Lynch (1993 draft), QB Trent Dilfer (1994), Sapp (1995), Derrick Brooks (1995), Donnie Abraham (1996), Mike Alstott (1996), CB Barber (1997), Warrick Dunn (1997) and Gramatica (1999). During the 1997 season, the Buccaneers sent an NFL-high eight players to the Pro Bowl. It marked the first time in team history that more than three Buccaneers attended the league's post-season all-star event. Five Buccaneers earned Pro Bowl nods in 1998 and Tampa Bay sent six players (five of them starters) to Honolulu after advancing the NFC Championship in 1999. In the 2000 season, Tampa Bay sent a team-record nine players to Hawaii, six of whom started in the annual all-star game and had six players selected to represent the Buccaneers in Hawaii last season.

Under McKay's leadership, the 1994-00 drafts have been the major focal point in turning the club's fortunes around. Entering this season, 14 of Tampa Bay's 24 projected starters were draft choices made under McKay's direction. From the 1995-97 season, McKay positioned the team with a league-high six first-round selections over that three-year time period.

Prior to the 2001 NFL Draft, *The Sporting News* ranked all 31 teams in several categories over the 1996-2000 drafts. The Buccaneers were the only organization in the NFL to receive an "A" rating in the publication.

"McKay is not only one of the brightest executives in the NFL, but he is also one of the most decent," *The War Room* publication stated. "If you ask a lot of

so-called experts, they look at the Tampa Bay Buccaneers as a model of how to run an NFL franchise."

During the 1998 off-season, McKay was appointed co-chairman of the NFL's prestigious Competition Committee, replacing the late New York Giants General Manager George Young and joining Seattle Seahawks head coach/general manager Mike Holmgren on the committee as Co-Chairman. McKay remains the committee's Co-Chairman with Tennessee Titans head coach Jeff Fisher. Since 1994, McKay has served on the committee of NFL coaches and executives who study the game and pass rules modifications to ensure player safety while promoting competitiveness in the league. McKay played a key role in securing the club's new state-of-the-art stadium — Raymond James Stadium — which hosted Super Bowl XXXV in 2001. McKay, along with Buccaneers Executive Vice Presidents Bryan and Joel Glazer, negotiated the terms for the lease of Raymond James Stadium with Tampa Mayor Dick Greco and Hillsborough County Administrator Dan Klemm.

Prior to joining the Buccaneers on a full-time basis, McKay was an attorney with the Tampa law firm of Hill, Ward, and Henderson, joining them in 1986. While in that position, he served as the team's legal counsel for six years and helped facilitate the reworking of the team's lease agreement with the Tampa Sports Authority in 1991.

McKay, who also taught a course in sports/entertainment law at Stetson University's College of Law, earned his bachelor's degree in 1981 from Princeton University. He graduated from Stetson's College of Law in 1984 and clerked for two years for Tampa U.S. District Judge William Terrell Hodges.

McKay is the son of the late legendary coach John McKay, who won four national championships at the University of Southern California and was the Buccaneers head coach from 1976-84. Born March 16, 1959 in Eugene, Oregon, McKay grew up in Los Angeles and Tampa, graduating from Tampa's Jesuit High School. An avid long distance runner, he has participated in and finished two New York City Marathons. McKay and his wife, Terrin, have two sons, Hunter and John, and reside in Tampa.

BEFORE AND AFTER

Category	Prior to McKay as GM	Bucs with McKay as GM
	1976-94 • 19 seasons	1995-2001 • 7 seasons
Winning Percentage	.300 (87-204-1)	.544 (61-51)
Playoff Appearances	3	4
Pro Bowl Honors	18	35
10-Win Seasons	1	3
AP All-Pro First-Team Honors	2	12
Sellout Percentage	28% (41 in 146 home games)	66% (37 in 56 home games)
Final Top 10 in Total Defense	3	5

Head Coach



Jon Gruden, whose limitless passion and relentless work ethic guided the Oakland Raiders to division titles in each of the last two seasons, was named the seventh head coach in Tampa Bay Buccaneers history on February 18, 2002.

Gruden, the NFL's youngest head coach at 38, steered the Raiders to a 38-26

regular season mark in his four seasons (1998-2001) with the club, including postseason appearances in 2000 and 2001. Under Gruden, the Raiders advanced to the AFC title game in 2000 and lost this year in a second round playoff game to eventual Super Bowl champion New England. Gruden's offenses have finished among the league's Top 10 in each of the last three seasons, including fifth in 1999.

"We took our time and got the man we really wanted, and we couldn't be more thrilled," said Buccaneers Executive Vice President Bryan Glazer. "This was one of the most important decisions in the history of this franchise."

Since arriving in Tampa Bay in February, Gruden worked tirelessly to attract some of the league's most sought-after offensive free agents to improve a unit that ranked tied for 26th in the NFL last season. QB Rob Johnson, RB Michael Pittman, Pro Bowl WR Keenan McCardell, WR Joe Jurevicius, Pro Bowl TE Ken Dilger, TE Marco Battaglia, G Kerry Jenkins and T Roman Oben all joined the Buccaneers this offseason.

Under Gruden, the Raiders ranked seventh in the NFL total offense, including fourth in passing offense, on their way to a second consecutive division title in 2001. Oakland won its first back-to-back AFC West crowns since 1982-83. The Raiders also ranked first in the AFC in red zone touchdown percentage and Pro Bowl QB Rich Gannon was the conference leader in passing, throwing for 3,828 yards and a completion percentage of 65.8. Over the past three seasons under Gruden, Gannon has totaled 949 completions on 1537 attempts (61.7%) for 11,098 yards with 79 touchdowns and just 34 interceptions. Five Raiders were named to the 2002 Pro Bowl squad, including WR Tim Brown, who made his ninth trip to Hawaii this past season. CB Charles Woodson made his fourth consecutive trip to the Pro Bowl, while Gannon, who led the AFC with a 95.5 QB rating, headed to Hawaii for the third straight season.

Jon Gruden

Gannon was named the game's MVP in each of the last two contests.

The Raiders ranked among the NFL's elite in offense, defense and special teams under Gruden's leadership in 2000, advancing to the AFC Championship Game. The offense led the league in rushing at nearly 155 yards per game and ranked third in the NFL in scoring at almost 30 points per game. Oakland's 58 touchdowns were tied for the second-most in the league. The Raiders ranked fifth in the NFL in rushing defense (96.9 rushing yards allowed) and fourth in the AFC (seventh in NFL) in takeaways with 37. The Raiders led the NFL in touchbacks (15) and in net punting average (38.0). Gruden and his staff also coached the victorious AFC squad in the most recent Pro Bowl.

In 1999, Gruden led the Raiders to an 8-8 record despite facing the toughest schedule of any NFL team. The Raiders ranked third in rushing yards and fifth in total offense in 1999. In 1998, his first year as the Raiders' Head Coach, Gruden led the Silver and Black to a four-game improvement over the previous year, going 8-8. The defense finished fifth in the NFL in 1998 in Gruden's first year as head coach of the Raiders. Gruden inherited a Raiders team that had not posted a winning season since 1994, but quickly returned Oakland to the postseason.

Gruden spent the three seasons (1995-97) before arriving in Oakland as offensive coordinator for the Philadelphia Eagles. As a seven-year NFL assistant, Gruden saw his teams qualify for the playoffs five times. He also coached five seasons at the collegiate level.

Gruden was the NFL's youngest offensive coordinator at age 31 when Eagles head coach Ray Rhodes hired him in 1995. The Eagles had a 26-21-1 record during his tour of duty, including playoff appearances after both the 1995 and 1996 campaigns in the highly competitive NFC Eastern Division.

In 1997, the Eagles ranked second in passing, fifth in rushing and third in total offense in the NFC. In 1996, they led the NFC in passing, were second in rushing and led the conference in total offense. In Gruden's first season as an NFL offensive coordinator in 1995, the Eagles finished fourth in the entire league in rushing.

Gruden was the third-youngest head coach in the 40-year history of the Oakland franchise. Raiders owner Al Davis was 33 when he was named head coach and general manager of the Silver and Black in 1963. John Madden was 32 when he was promoted to the head post in 1969.

Before joining Philadelphia, Gruden worked for three seasons with the Green Bay Packers from 1992-94. He served as an offensive assistant to



Packers head coach Mike Holmgren in 1992, then spent the 1993 and 1994 seasons as Green Bay's receivers coach.

The Packers were 27-21 for those three seasons and were in the playoffs in two of those years. Gruden spent the 1991 football season in the college ranks as wide receivers coach at the University of Pittsburgh under head coach Paul Hackett. Gruden was an offensive assistant to head coach George Seifert with the San Francisco 49ers in 1990, working closely with offensive coordinator Mike Holmgren. The 49ers were an NFL-best 14-2, finally losing in the NFC Championship Game.

In his first four seasons in the coaching profession from 1986-1989, Gruden was an assistant at the University of Tennessee in 1986 and 1987 as the Volunteers totaled 17-7-1 and won against Big Ten opponents in the Liberty Bowl and Peach Bowl. In 1988, he was passing game coordinator at Southeast Missouri State and in 1989 coached wide receivers at the University of Pacific.

Born August 17, 1963 in Sandusky, Ohio, Gruden attended South Bend Clay High School in Indiana and was a three-year letterman at quarterback at the University of Dayton, graduating in 1985 with a degree in Communications. The Flyers had a 24-7 record in Gruden's three varsity seasons there. Gruden and his wife Cindy,

a former University of Tennessee cheerleader, have three sons, Jon II, 8, Michael, 5 and Jayson, 2.

Gruden's father, Jim, is a regional scout for the San Francisco 49ers and formerly served as running backs coach (1982-83) and director of player personnel (1984-86) for the Buccaneers. Jim and his wife, Kathy, still reside in Tampa.

His brother, Jay, played in the Arena Football League, winning four championships in six seasons with the Tampa Bay Storm. Jay was at one time the youngest head coach in that league with the Orlando Predators, winners of the Arena League title in 1998, runner-ups in 1999 and winners of the title again in 2000. He returned to the playing field this season as the team's quarterback. Jay played quarterback at Tampa's Chamberlain High School before heading to Louisville to play for head coach Howard Schnellenberger. Jay's wife, Sherry, worked in the Buccaneers' marketing department from 1993-96.

GRUDEN AT A GLANCE

1986-87	University of Tennessee, Graduate Assistant
1988	Southeast Missouri State, Passing Game Coordinator
1989	University of Pacific, Wide Receivers Coach
1990	San Francisco 49ers, Offensive Assistant
1991	University of Pittsburgh, Wide Receivers Coach
1992-94	Green Bay Packers, Wide Receivers Coach
1995-97	Philadelphia Eagles, Offensive Coordinator
1998-01	Oakland Raiders, Head Coach
2002	Tampa Bay Buccaneers, Head Coach

GRUDEN'S PRO HEAD COACHING CAREER

Year	Team	W	L	T	Pct.	Playoffs
1998	Raiders	8	8	0	.500	
1999	Raiders	8	8	0	.500	
2000	Raiders	12	4	0	.750	1-1
2001	Raiders	10	6	0	.625	1-1
TOTALS		38	26	0	.594	2-2

PRO BOWL PLAYERS UNDER GRUDEN

1998	Darrell Russell	DT	2000	Rich Gannon	QB
	Charles Woodson	CB		Lincoln Kennedy	T
				Steve Wisniewski	G
1999	Tim Brown	WR		Charles Woodson	CB
	Rich Gannon	QB			
	Darrell Russell	DT	2001	Tim Brown	WR
	Charles Woodson	CB		Rich Gannon	QB
				Lincoln Kennedy	T
				Shane Lechler	P
				Charles Woodson	CB

FINAL NFL RANKINGS UNDER GRUDEN

OFFENSE

Year	Total (ypg)	Rush (ypg)	Pass (ypg)
1998	18 (300.9)	16 (107.9)	21 (193.0)
1999	5 (355.8)	3 (130.3)	11 (225.6)
2000	6 (361.0)	1 (154.4)	15 (206.6)
2001	7 (335.1)	24 (103.4)	4(231.7)

DEFENSE

Year	Total (ypg)	Rush (ypg)	Pass (ypg)
1998	5 (284.4)	15 (104.6)	9 (179.8)
1999	10 (305.0)	12 (97.4)	12 (207.6)
2000	17 (328.1)	5 (96.9)	25 (231.1)
2001	18 (316.9)	22 (124.3)	9 (192.7)

Coaching Staff

Mark Arteaga

ASSISTANT TO HEAD COACH - FOOTBALL OPERATIONS
14th NFL Season, 1st with Buccaneers

Mark Arteaga begins his first season with the Tampa Bay Buccaneers as the assistant to head coach-football operations.

Arteaga works directly with head coach Jon Gruden in organizing football operations for the club. He coordinates several areas, including the offseason programs, mini-camps, and training camp, as well as the football calendar for the entire year.

Arteaga spent the past 13 seasons with the Oakland Raiders, including the past 11 campaigns as the club's administrative assistant to the head coach for four different Raider head coaches. Arteaga spent the last four seasons (1998-2001) working with Gruden, who led the Raiders to consecutive postseason appearances (2000 and 2001), including an appearance in the AFC Championship Game in 2000.

Arteaga joined the Raiders on a full-time basis, under head coach Mike Shanahan as the coaches administrative assistant during the 1989 season.

He served in that capacity for two seasons before being named the team's administrative assistant to the head coach in 1991.

Arteaga worked for the Raiders as a summer training camp football intern during the 1988 and 1989 summers. Prior to joining the Raiders, Arteaga worked as a spring training intern with the New York Yankees in 1987 and 1988 in Fort Lauderdale.

Arteaga studied sports administration at St. Thomas University in Miami. He hails from Chicago and graduated in 1985 from St. Rita High School, where he lettered in baseball for one season as an infielder. He and his wife, Jacqueline, live in Tampa.



ARTEAGA AT A GLANCE

1987-88	New York Yankees, Spring Training Intern
1988-89	Los Angeles Raiders, Summer Training Camp Football Intern
1989-90	Los Angeles Raiders, Coaches Administrative Assistant
1991-01	Los Angeles/Oakland Raiders, Administrative Assistant to the Head Coach
2002	Tampa Bay Buccaneers, Assistant to Head Coach - Football Operations

Coaching Staff

Joe Barry

LINEBACKERS COACH
3rd NFL Season, 2nd with Buccaneers

Joe Barry enters his second season as Tampa Bay's linebackers coach.

Under Barry's direction, LB Derrick Brooks earned his fifth consecutive Pro Bowl nod after leading the defense with 165 tackles in 2001. Barry also tutored a linebacking corps that includes Shelton Quarles (career-high 77 tackles in 2001), sixth-year pro Al Singleton and third-year pro Nate Webster.

Barry spent the 2000 season as defensive quality control coach for the San Francisco 49ers and the 1999 season coaching linebackers under John Robinson at UNLV. Prior to that, he worked with linebackers and defensive ends at Northern Arizona for three seasons from 1996-98.

Barry was a two-year letterwinner as a linebacker at Southern California and then worked as a

defensive graduate assistant for two seasons (1994-95) at USC. He served as a co-captain during his senior year in 1993.

Barry's father, Mike, has served as the offensive line coach for the University of Tennessee since 1998. His father-in-law, Rod Marinelli, was recently promoted to assistant head coach for the Buccaneers and he has also coached the defensive line for the last six seasons.

Barry and his wife, Chris, have two daughters, Camryn and Lauren.



BARRY AT A GLANCE

1991-93	Southern California, player
1994-95	Southern California, Graduate Assistant
1996-98	Northern Arizona, Linebackers/Defensive Ends Coach
1999	UNLV, Linebackers Coach
2000	San Francisco 49ers, Defensive Quality Control Coach
2001-02	Tampa Bay Buccaneers, Linebackers Coach

Jeremy Bates

OFFENSIVE QUALITY CONTROL COACH
1st NFL Season, 1st with Buccaneers

Jeremy Bates enters his first season as the Buccaneers' offensive quality control coach.

Bates, who graduated from Rice University in 1999, began his collegiate playing career as a quarterback at the University of Tennessee in 1995. Bates also played quarterback at Rice and was a second baseman for the baseball squad.

His father, Jim Bates, is defensive coordinator of the Miami Dolphins, and his brother, James,

played linebacker at the University of Florida and helped lead the Gators to the 1996 National Championship. Bates hails from Sevierville, Tennessee.



COACH BATES AT A GLANCE

1995	Tennessee, player
1996-99	Rice, player
2002	Tampa Bay Buccaneers, Offensive Quality Control Coach

Coaching Staff

Richard Bisaccia

SPECIAL TEAMS COACH
1st NFL Season, 1st with Buccaneers



Richard Bisaccia enters his first season as Tampa Bay's special teams coach.

Bisaccia joined the Buccaneers after spending the last three seasons at the University of Mississippi. Bisaccia served as running backs coach and special teams coordinator while also handling additional administrative duties as assistant head coach in 2000 and 2001.

Bisaccia tutored All-SEC performers Deuce McAllister, Joe Gunn and Les Binkley. Ole Miss also excelled in special teams under Bisaccia, with Binkley setting a single-season scoring mark for a kicker. In 2000, the Rebels returned both a kickoff and a punt for a touchdown, and the 2001 unit led the SEC and ranked 12th in the nation in kickoff returns with a 24.4-yard average. Jason Armstead finished second in the SEC and ninth nationally with a 27.6-yard average on kickoff returns last season.

McAllister, who was chosen in the first round of the 2001 NFL Draft by New Orleans, established 18 school records in his career. He ended his career with a team-record 3,060 yards rushing and was named all-conference in both 1999 and 2000. McAllister was also selected to the All-SEC team as either an all-purpose player or a punt returner during his final two seasons. In 1999, both McAllister and Gunn earned first-team All-SEC recognition as they formed one of the top rushing tandems in the nation, combining for more than 1,700 rushing yards. Gunn closed his career in 2001 second to McAllister in rushing yards with 2,749.

Prior to his stint at Ole Miss, Bisaccia spent five seasons (1994-98) as the running backs coach, special teams coordinator and recruiting coordinator at Clemson. Under his tutelage, the Tigers set a school record with eight blocked kicks in 1997, and were the only team in the nation to have four players ranked in four special teams categories in 1995. Bisaccia also coached three-time All-Atlantic Coast Conference running back Raymond Priester, who set 18 school rushing records. Over the three-year period from 1995-97

Clemson had 15 blocked kicks, the most-ever for a three-year span in school history. In addition, Tony Horne ended his Tiger career ranked sixth in career kickoff return yardage and 16th in punt return yardage.

Bisaccia also served on the coaching staff at South Carolina from 1988-93, beginning as a graduate assistant for tight ends and receivers. He also served as a volunteer assistant coach for defensive ends. Bisaccia took over as an assistant coach in charge of running backs and special teams in 1992 and 1993. Under Bisaccia, the Gamecocks led the SEC in kickoff returns in 1992 and set a school record for blocked kicks. South Carolina also had a pair of All-SEC running backs in Brandon Bennett and Rob DeBoer.

Bisaccia began his coaching career in 1983 at Wayne State College, coaching defensive backs and special teams. He switched to the offensive side of the ball in 1984, tutoring quarterbacks and receivers for the next four seasons (1984-87) in Wayne State's run-and-shoot offense. The Wildcats set national passing records, as well as eight school records during that time.

Bisaccia, a native of Yonkers, N.Y., attended Yankton College from 1979-82 and was a four-year starter at defensive back. He served as the team captain in 1982 and earned All-South Dakota Intercollegiate Conference honors in 1981 and 1982.

Bisaccia was a free agent signee with the Philadelphia Stars of the USFL in 1983. He received a bachelor of science degree in physical education with a minor in health education from Wayne State. Bisaccia grew up in Connecticut and graduated from New Fairfield High School.

Bisaccia is married to the former Jeanne Jons and the couple has four children: Michele, Elizabeth, Madeline and Richie.

COACH BISACCIA AT A GLANCE

1979-82	Yankton College, player
1983	Philadelphia Stars (USFL), player
1983	Wayne State, Defensive Backs/Special Teams Coach
1984-87	Wayne State, Quarterbacks/Receivers Coach
1988	South Carolina, Graduate Assistant/Tight Ends and Wide Receivers

Coaching Staff

COACH BISACCIA AT A GLANCE (CONT.)

1989-90	South Carolina, Volunteer Assistant/Defensive Ends
1991	South Carolina, Volunteer Assistant/Tight Ends
1992-93	South Carolina, Running Backs/Special Teams Coach
1994-98	Clemson, Running Backs Coach/Special Teams/Recruiting Coordinator
1999	Mississippi, Running Backs Coach/Special Teams Coordinator
2000-01	Mississippi, Assistant Head Coach/Running Backs Coach/Special Teams Coordinator
2002	Tampa Bay Buccaneers, Special Teams Coach

Michael Christianson

ASST. OFFENSIVE LINE/OFFENSIVE QUALITY CONTROL COACH
1st NFL Season, 1st with Buccaneers

Michael Christianson begins his first season as the Buccaneers' assistant offensive line and offensive quality control coach.

Christianson is responsible for assisting offensive coordinator/offensive line coach Bill Muir with the Buccaneers' offensive line. Prior to joining the Buccaneers, Christianson worked for XOS Technologies as their director of product marketing this past year.

Christianson previously coached on the collegiate level for nine seasons. He began his coaching career at Western Oregon University from 1991-94, serving as offensive line coach in 1991 and tight ends coach from 1992-94. He then moved to Lewis and Clark College in 1995, where he also tutored the tight ends.

In 1996, Christianson became the assistant

offensive line coach at Portland State University, before becoming the to running backs coach for two seasons (1997-98). He tutored Division I-AA All-American Charles Dunn during his tenure. After working as a field representative for Avid Sports in 1999, he joined the Montana State coaching staff as tight ends coach and recruiting coordinator for the 2000 season.

Christianson, a native of Kuna, Idaho, played linebacker at Portland State in 1987-88, and tight end and offensive tackle at Western Oregon from 1989-91. He and his wife Tracy have two sons — Taylor, 8, and Cameron, 3.



COACH CHRISTIANSON AT A GLANCE

1987-88	Portland State, player
1989-91	Western Oregon, player
1991	Western Oregon, Offensive Line Coach
1992-94	Western Oregon, Tight Ends Coach
1995	Lewis and Clark, Tight Ends Coach
1996	Portland State, Assistant Offensive Line Coach
1997-98	Portland State, Running Backs Coach
2000	Montana State, Tight Ends Coach
2002	Tampa Bay Buccaneers, Assistant Offensive Line/Offensive Quality Control Coach

Coaching Staff

Monte Kiffin

DEFENSIVE COORDINATOR
20th NFL Season, 7th with Buccaneers



Monte Kiffin, the architect of one of the NFL's most talented and revered defensive units, enters his seventh season as Tampa Bay's defensive coordinator.

Kiffin, who has been with the team since 1996, will enter his 20th NFL season in 2002. In 2001, Kiffin's defense finished among the top 10 in overall defense for the fifth consecutive season. Under Kiffin, the Buccaneer defense finished third in total defense in 1997, second in 1998, third in 1999, ninth in 2000 and sixth in 2001. From 1996-2001, the Buccaneers had an average final defensive ranking of 5.7, tops in the league. Kiffin's defense has also allowed the fewest points (1342) in the NFL since 1997. During Kiffin's tenure, the defense has produced 20 Pro Bowl selections over the last six seasons. Prior to that, the Buccaneers' defense had just 12 Pro Bowl selections in the previous 20 years. Recognized as one the NFL's top defensive coordinators, Kiffin has helped develop CB Donnie Abraham, CB Ronde Barber, LB Derrick Brooks, S John Lynch and DT Warren Sapp into Pro Bowl players. In 2001, Kiffin's opportunistic defense tied Green Bay with an NFC-leading 39 turnovers and paced the entire NFL with 28 interceptions.

During the 2000 campaign, Kiffin's troops boasted four Pro Bowlers and three first-team All-Pro selections, and Tampa Bay finished among the league's Top 10 in overall defense for the fourth consecutive season. The defense established team records for sacks (55) and tied a single-season record with five defensive touchdowns last season, and Sapp set the club single-season mark with 16.5 sacks. After a 3-4 start, the Buccaneers won seven of their last nine games to reach the NFC playoffs for the third time in four seasons. The primary catalyst for that run was Kiffin's defense, which produced 27 turnovers resulting in 73 points over that nine-game stretch.

The Buccaneer defense was just as impressive in 1999. Boasting four Pro Bowlers and three first-team All-Pro selections, Tampa Bay's defense electrified the league with one of the most dominating defensive stretches in recent memory. The Bucs rallied to win eight of nine games to capture their first NFC Central title in 18 years. In the playoffs, Tampa Bay's defense posted phenomenal performances. The Bucs held Washington's second-ranked offense to 157 total yards and no offensive TDs in Tampa Bay's 14-13 divisional playoff win. Both of the Bucs' scores came off Redskins turnovers. In the NFC Championship Game, Kiffin's lightning-quick defense held the top-ranked Rams offense to 11 points, 22 below their

season average.

Tampa Bay finished third in the league in total defense, first in the NFC. The Bucs allowed just three 100-yard rushers and set club single-season marks for fewest points allowed (235), fewest opponent first downs (228), fewest opponent rushing yards (1,407), fewest opponent rushes (361) and lowest opponent completion percentage (52.7 percent).

And, in the process, certain members of Kiffin's crew became household names. Sapp posted a then career-high 12 1/2 sacks en route to NFL Defensive Player of the Year honors from the Associated Press. Brooks racked up 180 tackles, cementing his status as the league's fastest and most fearsome LB. Lynch collected 128 stops, reaffirming his rank among the league's hardest hitters. All three players earned first-team All-Pro honors for the first time.

Kiffin, the most experienced assistant on the defensive staff, consistently confuses and smother's enemy offenses with an ingenious variety of perfectly timed blitzes, coverage disguises and an array of ball-hawking schemes that seemingly always place defenders in position to cause and recover a fumble or pick off an errant pass.

Kiffin came to Tampa Bay after spending the 1995 campaign as the defensive coordinator for the New Orleans Saints. In 1995, the Saints tied for fourth in the NFL in sacks with 44. Prior to coaching in New Orleans, Kiffin spent four seasons (1991-94) as an assistant coach for the Minnesota Vikings, serving as defensive coordinator for head coach Jerry Burns in 1991 and as inside linebackers coach for head coach Dennis Green and defensive coordinator Tony Dungy from 1992-94. During that tenure in Minnesota, the Vikes led the league in both total defense and run defense in 1994.

In 1990, Kiffin tutored the linebackers for the New York Jets under then-head coach Bruce Coslet and defensive coordinator Pete Carroll. Kiffin had his first tour of duty with the Vikings as the team's linebackers coach from 1986-89. During that time, he coached standout Viking LBs Scott Studwell, Chris Doleman and Mike Merriweather. In both 1988 (255.7, 4.3) and 1989 (261.5, 4.1), Minnesota was the league leader in both total defense and yards allowed per play.

From 1984-85, Kiffin coached the linebackers for

Coaching Staff

the Buffalo Bills, overseeing players like Darryl Talley and Jim Haslett, who later coached with Kiffin in New Orleans. Kiffin's first professional coaching job came in 1983 as the linebackers coach for the Green Bay Packers under Bart Starr. Kiffin was the head coach at North Carolina State from 1980-82, compiling a 16-17 record, including 6-5 marks in 1981 and '82. Former Philadelphia Eagle Pro Bowl WR Mike Quick played for the Wolfpack under Kiffin. From 1977-79, Kiffin was defensive coordinator for Lou Holtz at Arkansas while also serving as assistant head coach in 1979. Arkansas led the nation in scoring defense in 1977. Kiffin began his coaching career at Nebraska where he worked from 1966-76 under both Bob Devaney and Tom Osborne. Kiffin directed a

Cornhuskers defense that led Nebraska to consecutive national championships in 1970-71. When Osborne became Nebraska's head coach in 1973, he named Kiffin as his defensive coordinator.

As a player, Kiffin was both an offensive and defensive tackle at Nebraska from 1959-63. Following graduation, he sat out the 1964 season due to a knee injury before playing defensive end for the Winnipeg Blue Bombers of the Canadian Football League in 1965.

A native of Lexington, Nebraska, Kiffin was that state's High School Athlete of the Year in 1958. Monte and his wife, Robin, live in Tampa. They have three children — daughter Heidi and sons Lane and Chris.

KIFFIN AT A GLANCE

1959-63	Nebraska, player
1965	Winnipeg Blue Bombers (CFL), player
1966-72	Nebraska, Defensive Assistant
1973-76	Nebraska, Defensive Coordinator
1977-78	Arkansas, Defensive Coordinator
1979	Arkansas, Assistant Head Coach
1980-82	North Carolina State, Head Coach
1983	Green Bay Packers, Linebackers Coach
1984-85	Buffalo Bills, Linebackers Coach
1986-89	Minnesota Vikings, Linebackers Coach
1990	New York Jets, Linebackers Coach
1991	Minnesota Vikings, Defensive Coordinator
1992-94	Minnesota Vikings, Inside Linebackers Coach
1995	New Orleans Saints, Defensive Coordinator
1996-02	Tampa Bay Buccaneers, Defensive Coordinator

BEST IN THE NFL

- Under Kiffin, the Buccaneers have allowed the FEWEST touchdown passes in the NFL in the last five years (1997-2001). Opposing offenses have passed for a score on only 74 of 2,651 passes attempted for a 2.79% success rate.
- Kiffin's defense has also allowed the FEWEST points (1,342) in the NFL since 1997.

Coaching Staff

Richard Mann

WIDE RECEIVERS COACH
21st NFL Season, 1st with Buccaneers



Richard Mann begins his first season as Tampa Bay's wide receivers coach.

Mann, who enters his 33rd year in the coaching profession and his 21st season as an NFL assistant, spent the 2001 season with the Washington Redskins as wide receivers coach. Mann tutored Michael Westbrook and rookie Rod Gardner, who combined for 103 receptions, 1,405 yards and eight touchdowns in 2001.

Prior to working with the Redskins, Mann served as the receivers coach for Kansas City in 1999 and 2000. Under Mann, the Chiefs' passing attack produced a club-record 4,388 passing yards and 28 touchdowns in 2000. Mann tutored standout receivers Derrick Alexander and Andre Rison during his time in Kansas City, with Alexander producing four 100-yard games in 1999 and Rison becoming just the 12th player in NFL history to break the 700-catch barrier.

Mann spent the 1997 and 1998 seasons as the Baltimore Ravens' wide receivers coach. Under his guidance, Derrick Alexander grabbed 65 catches for 1,009 yards and nine touchdowns in 1997, while Michael Jackson snagged 69 passes for 918 yards and four scores.

Mann was also on the New York Jets staff, coaching both wide receivers and tight ends during the 1994-96 seasons. He is reunited with Buccaneers Pro Bowl WR Keyshawn Johnson, who hauled in 63 receptions for 844 yards and eight TDs during his rookie season under Mann. He also mentored Wayne Chrebet, who set a Jets rookie record in 1995 with 66 catches for 726 yards and four touchdowns. In 1994, Mann helped Rob Moore make his first Pro Bowl appearance after catching 78 passes for 1,010 yards and six TDs, becoming the first Jets Pro Bowl wideout since Al Toon in 1988. In addition to working with the New York receiving corps, he also handled Jets tight end coaching duties in 1995, where he tutored first-round draft choice Kyle Brady.

From 1985-93, Mann served as an assistant coach with the Cleveland Browns, where he coached Hall of Famer Ozzie Newsome. Newsome finished his stellar career with 662 catches for 7,980 yards and 47 touchdowns. In addition, Webster Slaughter hauled in 305 passes for 4,834 yards and 27 touchdowns in six seasons (1986-91) under Mann's tutelage.

He originally began his NFL coaching career as a receivers coach with the Baltimore/Indianapolis Colts from 1982-84. With the Colts, he worked under Frank Kush, his college head coach at Arizona State.

Mann also coached on the collegiate level at the University of Louisville from 1980-81 and Arizona State from 1974-79 as wide receivers coach. During that time, he helped nurture a pair of receivers who enjoyed considerable success in the NFL, Mark Clayton at Louisville and John Jefferson at Arizona State. Clayton went on to produce 582 catches for 8,974 yards and 84 TDs in his 11-year career with Miami (1983-92) and Green Bay (1993), while Jefferson totaled 315 receptions for 5,714 yards and 47 scores with San Diego (1978-80), Green Bay (1981-84) and Cleveland (1985).

Mann, a native of Aliquippa, Pennsylvania, was a three-year starter at flanker and tight end for the Arizona State Sun Devils from 1966-68. He began his coaching career at his prep alma mater of Aliquippa High School from 1970-73. A member of the Aliquippa Hall of Fame since 1982, Mann is also a member of the Beaver County (Pa.) Hall of Fame.

Mann and his wife, Karen, have four children: daughters Deven and Brittany, and sons Richard and Mario.

COACH MANN AT A GLANCE

1966-68	Arizona State, player
1970-73	Aliquippa (Pa.) High School, Wide Receivers Coach
1974-79	Arizona State, Wide Receivers Coach
1980-81	Louisville, Wide Receivers Coach
1982-84	Baltimore/Indianapolis Colts, Wide Receivers Coach

Coaching Staff

COACH MANN AT A GLANCE (CONT.)

1985	Cleveland Browns, Wide Receivers/Tight Ends Coach
1986-93	Cleveland Browns, Wide Receivers Coach
1994	New York Jets, Wide Receivers Coach
1995	New York Jets, Wide Receivers/Tight Ends Coach
1996	New York Jets, Wide Receivers Coach
1997-98	Baltimore Ravens, Wide Receivers Coach
1999-00	Kansas City Chiefs, Wide Receivers Coach
2001	Washington Redskins, Wide Receivers Coach
2002	Tampa Bay Buccaneers, Wide Receivers Coach

Rod Marinelli

ASSISTANT HEAD COACH/DEFENSIVE LINE COACH
7th NFL Season, 7th with Buccaneers



Rod Marinelli, who was promoted to assistant head coach on February 21, 2002, will return for his seventh season as Tampa Bay's defensive line coach.

Marinelli, who has coached on the collegiate and pro level for the last 26 seasons, has directed one of the most productive defensive lines in the NFL. Marinelli's unit is led by Pro Bowl DT Warren Sapp and DE Simeon Rice, who had a team-leading 11 sacks in 2001. In 2000, Marinelli directed a defensive line that racked up a franchise single-season record 55 sacks. He has been instrumental in the development of Sapp, who set a Bucs single-season mark with 16.5 sacks in 2000. He has also tutored Rice, who also paced the defensive line with 64 tackles in his first season with the Buccaneers. DE Marcus Jones (career-high 13 sacks in 2000) and DT Anthony McFarland (11 career sacks) round out one of the NFL's most imposing defensive front lines.

The Buccaneers' defensive line continued to wreak havoc in opposing backfields during the 2000 season, yet another nod to Marinelli. One of the game's most innovative instructors on the finer points of technique, leverage and balance, Marinelli's troops finished tied for second in the NFL after racking up a single-season record 55 sacks, 45.5 of which came courtesy of the team's front four. Sapp posted 16.5 sacks in 2000, breaking Hall of Famer Lee Roy Selmon's single season mark of 13 established in 1978. Sapp added a career-high 76 tackles, easing the transition for second-year McFarland, who posted 6.5 sacks. Marinelli also oversaw the development of Jones, who ripped through opposing defensive lines to record a career-high 13 sacks.

Sapp collected a then career-high 12 1/2 sacks in 1999, earning NFL Defensive Player of the Year honors from the Associated Press and his third Pro Bowl berth. He became the first Buccaneer since Hall of Famer Lee Roy Selmon (1979) to win the AP honor. But Sapp's linemates also turned in outstanding seasons. DT Brad Culpepper paced the line with 72 tackles and added six sacks, while first-year starter Steve White emerged as a force during Tampa Bay's playoff run. And Jones, who moved from tackle to end, collected 36 tackles and seven sacks after posting just 32 stops and one sack in his three previous seasons. Marinelli also saw flashes of brilliance from rookie McFarland, the Buccaneers' first-round pick.

In 1998, Marinelli's unit collected 37 sacks and ranked eighth in the league against the run. In 1997, Tampa Bay's defensive line racked up a club single-season record 44 sacks. That season, Sapp emerged as a bonafide star as the Bucs made their first playoff appearance in 15 years.

A veteran of 20 seasons as a college assistant coach, Marinelli came to Tampa Bay after spending the 1995 season as the defensive line coach at Southern California under John Robinson. From 1992-94, Marinelli was the assistant head coach/defensive line for head coach Bruce Snyder at Arizona State. In 1993, three of his starting linemen earned All-Pac-10 honors. Shante Carver was an All-America pick and was also a finalist for the Outland and Lombardi trophies before being selected in the first round of the draft by the Dallas Cowboys.

Coaching Staff

From 1983-91, Marinelli coached the defensive line at California, adding assistant head coach to his title for his final two Golden Bear seasons. Snyder became the school's head coach in 1987 and retained Marinelli. While at California, Marinelli coached several future NFLers including Chidi Ahanotu, Rhett Hall and Natu Tuatagaloa. Marinelli's first coaching job came in 1976 from Snyder who was then the head coach at Utah State. From 1976-81, Marinelli oversaw the Aggies' defensive line before becoming USU's offensive line/special teams coach for the 1982 campaign. In six seasons as the defensive line coach for Utah State, three of his players (Rulon Jones, Mike Perko, Shawn Miller) won conference Defensive Player of the Year honors. Marinelli

began his coaching career at his alma mater, Rosemead High School in San Gabriel Valley, California, from 1973-75.

Marinelli played offensive and defensive tackle at Utah in 1968 before serving a one-year stint in Vietnam. He returned from the service and attended California Lutheran from 1970-72, earning NAIA All-America honors as an offensive tackle in '72. Marinelli earned his bachelor's degree in physical education with a minor in history from CLC.

Born in Rosemead, California, Rod and his wife, Barbara, reside in Tampa. The family includes daughters Chris and Gina. Chris is married to Joe Barry, Tampa Bay's linebackers coach. Marinelli also has two granddaughters.

COACH MARINELLI AT A GLANCE

1968	University of Utah, player
1970-72	California Lutheran, player
1973-75	Rosemead (Cal.) High School, Assistant Coach
1976-81	Utah State, Defensive Line Coach
1982	Utah State, Offensive Line/Special Teams Coach
1983-89	University of California-Berkeley, Defensive Line Coach
1990-91	University of California-Berkeley, Assistant Head Coach/Defensive Line
1992-94	Arizona State, Assistant Head Coach/Defensive Line
1995	Southern Cal, Defensive Line Coach
1996-01	Tampa Bay Buccaneers, Defensive Line Coach
2002	Tampa Bay Buccaneers, Assistant Head Coach/Defensive Line Coach

Mike Morris

ASSISTANT STRENGTH & CONDITIONING COACH
4th NFL Season, 1st with Buccaneers

Mike Morris enters his first season as the Buccaneers' assistant strength and conditioning coach.

Morris enters his fourth season in the National Football League after spending the 1997-1999 seasons with the New England Patriots as assistant speed coach under new Tampa Bay strength and conditioning coach Johnny Parker. Morris' program emphasized speed, conditioning and coordination.

In 1990, Morris started Elite Level Consulting, a consulting business working with elite level athletes by designing programs for NFL players

and Olympians. He also worked as one-on-one personal trainer for M.E. Janiak Company from 1989-95, developing and implementing fitness programs for clients of highly successful companies.

Morris served as fitness director for the Track and Racquet Club in Syracuse from 1987-89, designing and executing numerous health and fitness programs for the health club. He also was a member of a select group of fitness consultants invited by



Coaching Staff

the NFL to take part in a two-week program covering health and fitness issues for the elite level athletes.

Morris, who was a three-year letterwinner as a wide receiver at Syracuse, was also an All-American sprinter for the Orangemen. Morris still holds numerous Syracuse records, including marks in the 55 meters, 100 meters and 200 meters.

Morris was ranked fourth in the world in the 100 meters in 1985, and participated in the Olympic Trials in both 1984 and 1988. He was a All-American from 1981-84, as well as an All-Big East

performer for four years. Morris also earned silver medals in the 100 meters at both the 1985 World University Games and the 1985 National Sports Festivals.

Morris is a certified personal trainer and a member of the American Running Fitness Association. He is also a certified speed and conditioning trainer.

Morris is the younger brother of former NFL players Jamie and Joe Morris. Morris and his wife, Thomasina, have two children: daughter Paige and son Travis.

COACH MORRIS AT A GLANCE

1981-85	Syracuse, player
1997-99	New England Patriots, Assistant Speed Coach
2001	Tampa Bay Buccaneers, Assistant Strength & Conditioning Coach

Raheem Morris

DEFENSIVE QUALITY CONTROL COACH
1st NFL Season, 1st with Buccaneers

Raheem Morris begins his first season as the Buccaneers' defensive quality control coach.

Morris joins Tampa Bay after spending the 2000 and 2001 seasons as defensive backs coach at Hofstra University. He also spent time in the fall of 2001 with the New York Jets serving a defensive minority internship.

Morris began his collegiate coaching career as a graduate assistant coach at Hofstra in 1998, where he was responsible for coaching the offensive scout team, developing scouting reports and

handling video breakdown and computer input and analysis. He then landed at Cornell University as defensive backs coach and special teams assistant for the 1999 season.

Morris played collegiately as a safety at Hofstra from 1994-97, and received his bachelor of science degree in physical education. He hails from Irvington, New Jersey.



COACH MORRIS AT A GLANCE

1994-97	Hofstra, player
1998	Hofstra, Graduate Assistant
1999	Cornell, Defensive Backs Coach/Special Teams Assistant
2000-01	Hofstra, Defensive Backs Coach
2001	New York Jets, Defensive Minority Internship
2002	Tampa Bay Buccaneers, Defensive Quality Control Coach

Coaching Staff

Bill Muir

OFFENSIVE COORDINATOR/OFFENSIVE LINE COACH
25th NFL Season, 5th with Buccaneers (Scout from 1978-81)



Bill Muir, who has spent 20 seasons as an NFL assistant, begins his second stint with the Tampa Bay Buccaneers. Entering his 37th overall year in the coaching profession, Muir has served in a myriad of capacities, including as an assistant coach, offensive coordinator, defensive coordinator, defensive line and offensive line coach, as well as working in the personnel departments as a scout. Muir, who is regarded as one of the league's finest instructors, joins Tampa Bay after spending the past seven seasons as the offensive line coach for the New York Jets.

Muir will direct a Buccaneers' offensive line which features three-time Pro Bowl C Jeff Christy. In addition, Muir will work with T Jerry Wunsch, a sixth-year veteran who has started 45 consecutive games, and will be an integral part in the development of a pair of the Buccaneers' recent top draft picks: G Cooney Coleman, the club's second round pick in 2000 (51st overall) and T Kenyatta Walker, Tampa Bay's first round selection (14th overall) in 2001. He also was reunited with one of his students from the Jets when Tampa Bay signed G Kerry Jenkins this offseason. Jenkins played his first four NFL seasons under Muir in New York.

In 2001, the Jets finished with their best rushing totals during Muir's tenure with the club. Behind Pro Bowl RB Curtis Martin, the Jets finished fourth overall in rushing offense and second in the AFC, averaging 128.4 yards per game, which marked the best ranking rushing offense since the Jets finished fifth in that category in 1991. Martin earned his fourth Pro Bowl selection after finishing second in the NFL with a career-high and club-record 1,513 yards rushing and 10 touchdowns. Martin has posted four consecutive 1,000-yard rushing seasons behind the Jets offensive line. Under Muir's direction, the Jets allowed the fewest sacks in the AFC (19), which also marked the second-lowest total in the NFL. In addition, Muir was instrumental in the development of C Kevin Mawae, who was selected to his third consecutive Pro Bowl in 2001.

In 2000, New York's offensive line tied Indianapolis for the fewest sacks allowed (20), despite being part of an offensive line that had the most pass attempts of any team in the NFL. The Jets offense averaged 337.2 yards per game, and Martin raced for 1,204 yards rushing, including galloping for a club-record 203 yard rushing day against Indianapolis.

Muir displayed his outstanding teaching and developmental skills in 1999 when he integrated three new starters on the offensive line — Guards Randy

Thomas and Kerry Jenkins and RT Ryan Young in the starting lineup. Despite the injuries, Muir developed a cohesive unit that helped Martin post a then-team record

1,464 yards rushing, marking just the third time in team history that a Jets running back has posted consecutive 1,000 yard campaigns.

In 1998, the offensive line paved the way for the Jets to finish second in the AFC and fourth in the NFL, racking up 357.2 yards per game. The Jets concluded the season second in the AFC and third in the NFL in time of possession (32:17) time of possession. In 1997, the offense line helped Adrian Murrell become just the second back-to-back 1,000-yard rusher in team history, despite starting tackles Jumbo Elliott and David Williams missing significant action. In 1996, Muir's offensive line helped pave the way for Murrell's first 1000-yard season.

Muir joined the Jets from after spending three seasons with the Philadelphia Eagles in the same capacity (1992-94). He was instrumental in an Eagles' rushing attack that averaged 110.1 yards per game over two seasons (1993-94) and ranked fourth in the NFC and ninth in the NFL in 1994. Prior to joining the Eagles, he spent three seasons with Indianapolis as an assistant head coach/offensive line in 1991 and defensive coordinator in 1989-90. He has also served as an offensive line coach with the Detroit Lions from 1985-88 and New England Patriots from 1982-84.

This marks Muir's second stint with the Buccaneers organization. He spent four years with the Buccaneers as a scout and in player personnel from 1978-81. During his tenure with the Buccaneers, Tampa Bay advanced to the post-season twice (1979 and 1981) and reached the NFC Championship Game in 1979 in just its fourth year of existence.

Muir began his coaching career at the collegiate level at his alma mater Susquehanna (1965) before moving onto Delaware Valley, Rhode Island, Idaho State, Southern Methodist and Orlando of the Continental Football League. He played at Susquehanna from 1962-64 and was inducted into the school's Hall of Fame in 1990 after being named to the school's "Top 100" players of all-time in a recent study done at the conclusion of the millennium. Muir was born in Pittsburgh and is married to wife Barbara. The couple has two children: daughter Keelan and son Brady.

Coaching Staff

COACH MUIR AT A GLANCE

1962-64	Susquehanna, player
1965	Susquehanna, Offensive and Defensive Lines Coach
1966-67	Delaware Valley, Offensive and Defensive Lines Coach
1968-69	Orlando (Continental Football League), Offensive Line Coach
1970-71	Rhode Island, Defensive Coordinator and Defensive Line Coach
1972-73	Idaho State, Defensive Coordinator
1974-75	Houston/Shreveport (World Football League), Offensive Line Coach
1976-77	Southern Methodist, Offensive Line Coach
1978	Tampa Bay Buccaneers, Scout
1979-81	Tampa Bay Buccaneers, Pro Personnel and Advance Scout
1982-84	New England Patriots, Offensive Line Coach
1985-88	Detroit Lions, Offensive Line Coach
1989-90	Indianapolis Colts, Defensive Coordinator
1991	Indianapolis Colts, Assistant Head Coach/Offensive Line Coach
1992-94	Philadelphia Eagles, Offensive Line Coach
1995-01	New York Jets, Offensive Line Coach
2002	Tampa Bay Buccaneers, Offensive Coordinator/ Offensive Line Coach

Johnny Parker

STRENGTH & CONDITIONING COACH
17th NFL Season, 1st with Buccaneers



Johnny Parker enters his first season as the Buccaneers' strength and conditioning coach.

Parker, a veteran of 16 NFL seasons and three Super Bowls, joined the Buccaneers after spending seven seasons (1993-1999) with the New England Patriots. When he joined the Patriots in 1993, his first assignment as strength and conditioning coach was to develop a year-round conditioning routine for the players to utilize during the offseason to help prevent injuries in the fall. Much to the credit of his program and the work ethic of his players, the Patriots survived the 1993 season nearly injury-free, an amazing recovery from an injury-plagued 1992 season.

Parker's program is a unique blend of strength and conditioning workouts. He has studied training methods from around the world and has implemented a program designed to not only improve the player's overall athletic abilities, but also to lessen the potential for injury.

Parker originally entered the NFL in 1984, when he joined Bill Parcells' staff with the New York Giants and worked with the Giants until 1992. His strength and conditioning methods made an

immediate impact on the team. Prior to Parker's arrival, the Giants were decimated by injuries. Twenty-five players spent time on the injured reserve list in 1983, as the team struggled through a 3-12-1 season. That number was reduced to seven in 1984 — Parker's first season with the Giants.

Parker began his coaching career as linebackers coach for Indianola Academy in 1969. He coached for five seasons (1969-73) before making the transition from the locker room to the weight room. In 1974, he was hired as the strength and conditioning coach at South Carolina. Parker spent three seasons (1974-76) with the Gamecocks before moving on to Indiana University from 1977-79. He accepted the strength and conditioning responsibilities at Louisiana State in 1980 and spent three seasons at Ole Miss from 1981-83.

Following the 1994 season, the Professional Football Strength and Conditioning Coaches Society named Parker the recipient of their

Coaching Staff

President's Award, presented annually to the top strength and conditioning coach in the NFL. In addition, Parker lectured at the annual meetings of the Churchill International Society in 1995.

Parker was born in Greenville, South Carolina and raised in Shaw, Mississippi. He earned his bachelor's degree in 1968 from Ole Miss and

continued his education at Delta State University, where he earned his master's degree. He visited the Soviet Union in 1983 and again in 1986 to study the methods of the Russian Olympic trainers and has incorporated a number of their techniques into his strength and conditioning practices.

Parker is married to the former Jane Cline.

COACH PARKER AT A GLANCE

1969-73	Indianola Academy, Linebackers Coach
1974-76	South Carolina, Strength & Conditioning Coach
1977-79	Indiana, Strength & Conditioning Coach
1980	LSU, Strength & Conditioning Coach
1981-83	Mississippi, Strength & Conditioning Coach
1984-92	New York Giants, Strength & Conditioning Coach
1993-99	New England Patriots, Strength & Conditioning Coach
2002	Tampa Bay Buccaneers, Strength & Conditioning Coach

Stan Parrish

QUARTERBACKS COACH

1st NFL Season, 1st with Buccaneers

Stan Parrish enters his first season as Tampa Bay's quarterbacks coach.

Parrish, a 24-year collegiate coaching veteran, has spent the past six seasons at the University of Michigan. He served as quarterbacks coach from 1996-99 before being promoted to offensive coordinator/quarterbacks coach for the 2000 and 2001 campaigns. Parrish was instrumental in the development of a trio of NFL signal-callers: Denver Broncos QB Brian Griese, Detroit Lions QB Scott Dreisbach and Super Bowl MVP QB Tom Brady, who led the New England Patriots to a 20-17 victory over the St. Louis Rams in Super Bowl XXXVI. In his first year as offensive coordinator in 2000, Michigan was one of just two programs in the country to average more than 200 yards both rushing and passing. The Wolverines finished fourth nationally in pass efficiency, while ranking tied for 11th in total offense, 14th in rushing offense and 17th in scoring offense.

Parrish has worked to instill a mistake-free mentality among his quarterbacks, with Brian Griese's 1997 performance epitomizing that characteristic. Griese, the Rose Bowl MVP, led Michigan to the national title after throwing just six interceptions, the fewest by a Wolverine quarterback since the 1991 season. Griese went on to become a third round draft pick by the Denver Broncos, and is just the second player in history to claim a collegiate

national title and win a Super Bowl in back-to-back years.

Prior to his stay in Ann Arbor, Parrish coached for six years at Rutgers University (1990-95), where he tutored current Miami Dolphins QB Ray Lucas as offensive coordinator and quarterbacks coach. He added assistant head coach responsibilities for his final three seasons from 1993-95.

Parrish also has head coaching experience, most recently at Kansas State from 1986-88 and Marshall University from 1984-85. Additionally, he was head coach at Wabash College (Indiana) from 1978-82, posting a school-best 42-3-1 record. Parrish was inducted into the Wabash Athletic Hall of Fame for his achievements. His head coaching mark at the three schools over 10 seasons was a combined 57-41-3.

Parrish began his college coaching career at Purdue as a graduate assistant coach in 1975-76, and returned to West Lafayette as quarterbacks coach in 1983. Parrish, who was born in Cleveland, Ohio, played collegiately from 1964-67 as a defensive back at Heidelberg College in Tiffin, Ohio.

Parrish and his wife, Ruth, have two children: son Andrew and daughter Libby.



Coaching Staff

COACH PARRISH AT A GLANCE

1964-67	Heidelberg College, player
1968	Heidelberg College, Student Assistant Coach
1969-71	Windham (Ohio) High School, Assistant Coach
1972-74	Windham (Ohio) High School, Head Coach
1975-76	Purdue, Graduate Assistant Coach
1977	Wabash College, Quarterbacks/Receivers/Running Backs Coach
1978-82	Wabash College, Head Coach
1983	Purdue, Quarterbacks Coach
1984-85	Marshall, Head Coach
1986-88	Kansas State, Head Coach
1990-92	Rutgers, Offensive Coordinator/Quarterbacks Coach
1993-95	Rutgers, Offensive Coordinator/Assistant Head Coach/Quarterbacks Coach
1996-99	Michigan, Quarterbacks Coach
2000-01	Michigan, Offensive Coordinator/Quarterbacks Coach
2002	Tampa Bay Buccaneers, Quarterbacks Coach

Mike Tomlin

DEFENSIVE BACKS

2nd NFL Season, 2nd with Buccaneers

Mike Tomlin enters his second season as the Buccaneers' defensive backs coach.

In his first season with the Buccaneers, Tomlin stressed the importance of fundamentals and techniques as the Buccaneers' defensive unit responded by finishing fifth in the NFL in pass defense in 2001 and racked up an NFL-best 28 interceptions, 23 of which came courtesy of Tomlin's secondary unit. Under Tomlin's direction, CB Ronde Barber earned his first Pro Bowl selection after tying for the NFL lead with a career-high 10 interceptions. Pro Bowl S John Lynch secured his fourth trip to the annual All-Star game after eclipsing the 100-tackle plateau for the sixth straight season and seventh-year pro CB Donnie Abraham, who finished second on the team with six interceptions, became the club's all-time interception leader with 31 career picks.

Tomlin joined the Buccaneers after serving two seasons as the defensive backs coach at the University of Cincinnati (1999-00). At Cincinnati, Tomlin took over a secondary unit that ranked 111th in the nation in pass efficiency defense in 1998 and helped improve them to 61st overall in 1999. In 2000 under Tomlin's guidance, the Bearcats

ranked eighth in the nation in interceptions, as well as fourth nationally in total turnovers.

Prior to joining the Buccaneers, Tomlin had a short stint on the coaching staff at Tennessee-Martin and then spent two seasons with Arkansas State, coaching the wide receivers in 1997 and switching to defensive backs in 1998. Tomlin spent the 1996 season as a graduate assistant at the University of Memphis, working with the Tiger defensive backs and special teams units. In 1995, Tomlin began his coaching career as wide receivers coach at the Virginia Military Institute.

Tomlin, a three-year starter at William & Mary, concluded his playing career with 101 receptions for 2,046 yards and a school-record 20 touchdown catches. A first-team All-Yankee Conference selection in 1994, Tomlin established a school-record with a 20.2 yards per catch average.

Tomlin is married to the former Kiya Dawn and the couple resides in Tampa with their two sons, Dino and Mason.



Coaching Staff

COACH TOMLIN AT A GLANCE

1992-94	William & Mary, player
1995	Virginia Military Institute, Wide Receivers Coach
1996	Memphis, Graduate Assistant
1997	Arkansas State, Wide Receivers Coach
1998	Arkansas State, Defensive Backs Coach
1999-00	Cincinnati, Defensive Backs Coach
2001-02	Tampa Bay Buccaneers, Defensive Backs Coach

Art Valero

TIGHT ENDS COACH

1st NFL Season, 1st with Buccaneers



Art Valero enters his first season as Tampa Bay's tight ends coach.

Valero joins Tampa Bay after spending the past four seasons (1998-2001) as assistant head coach and offensive line coach at the University of Louisville. During his tenure, the Cardinals boasted one of the nation's top offensive attacks, including finishing first nationally in total offense in 1998, averaging nearly 560 yards per game.

Prior to that, Valero served as an offensive coordinator and assistant head coach at Idaho (1990-94), helping the Vandals to a combined record of 44-18, including four appearances in the NCAA Division I-AA playoffs. Under his direction, Idaho produced four 1,000-yard rushers, with Sherriden May becoming just the second back in Big Sky Conference history to record three 1,000-yard campaigns. In 1994, Idaho finished first in the conference in total offense, rushing offense and scoring offense.

Valero has also worked as offensive line coach for three seasons at New Mexico (1987-89) and served

in a similar capacity at Long Beach State (1984-86) and Iowa State (1983). Valero originally began his coaching career at his alma mater, Boise State, from 1981-82 as offensive line coach.

Valero has previous NFL experience with the Kansas City Chiefs (1994), Buffalo Bills (1996) and the New York Jets (1998), serving minority coaching fellowships with those clubs.

Valero, a native of La Mirada, California, was a two-time letterwinner along the offensive line at Boise State from 1979-80, where he played on the 1980 NCAA I-AA national championship squad. He graduated in 1981 with a degree in psychology and sociology.

Valero is married to the former Terry Lowman and the couple has two children: daughter Kimberly and son Kyle.

COACH VALERO AT A GLANCE

1979-80	Boise State, player
1981-82	Boise State, Offensive Line Coach
1983	Iowa State, Offensive Line Coach
1984-86	Long Beach State, Offensive Line Coach
1987-89	New Mexico, Offensive Line Coach
1990-94	Idaho, Offensive Coordinator/Assistant Head Coach
1994	Kansas City Chiefs, Minority Coaching Fellowship
1996	Buffalo Bills, Minority Coaching Fellowship
1998	New York Jets, Minority Coaching Fellowship

Coaching Staff

COACH VALERO AT A GLANCE (CONT.)

1998-01	Louisville, Assistant Head Coach/Offensive Line Coach
2002	Tampa Bay Buccaneers, Tight Ends Coach

Kirby Wilson

RUNNING BACKS COACH **5th NFL Season, 1st with Buccaneers**

Kirby Wilson enters his first season as Tampa Bay's running backs coach.

Wilson joins the Buccaneers after spending one season as wide receivers coach at Southern California. The Trojans won five of their last six regular season games to advance to the Las Vegas Bowl, while his receiving corps featured five players with 20 or more catches in 2001.

Prior to that, Wilson spent four years tutoring running backs with the New England Patriots (1997-99) and the Washington Redskins (2000). Under his direction, Wilson worked with a trio of running backs who earned trips to the Pro Bowl: Washington Redskins RB Stephen Davis (2000) and New England Patriots RBs Robert Edwards (1998) and Curtis Martin (1997). In addition, Wilson worked at Washington with FB Larry Centers, who reeled in a team-high 80 receptions in 2000. Centers (765 career receptions) and Keith Byars (610 career receptions), who Wilson coached in New England in 1997, rank first and second all-time, respectively, in career receptions by a running back in NFL history.

Prior to his tenure in the NFL, Wilson spent nine seasons in the college ranks, most recently coaching running backs at Iowa State for two years (1995-96). Under his guidance, All-American Troy Davis led the nation in rushing in both the 1995 and 1996 seasons. Wilson spent two seasons (1993-94) coaching the secondary at the University of Wyoming. The 1993 Cowboys shared the Western Athletic Conference title and played in the Copper Bowl.

Wilson also worked at Southern Illinois for two campaigns (1991-92), where he served as line-backers coach in his first season before being promoted to the Salukis' secondary coach and passing game coordinator. He began his coaching career in 1985 at Pasadena (Calif.) City College in 1985 as wide receivers coach. He then returned to school to earn his bachelor's degree in psychology from Eastern Illinois in 1989 before resuming his coaching career at Los Angeles Southwest Community College (1989-90) as quarterbacks and wide receivers coach.

Wilson played running back and wide receiver at Pasadena CC in 1979 and 1980. He then moved on to the University of Illinois, where he was a wide receiver and kick returner in 1981 and 1982 for the Illini, who played in the 1982 Liberty Bowl.

Wilson saw action on the professional level as a defensive back and kick returner in the Canadian Football League, first with the Winnipeg Blue Bombers in 1983 and then with the Toronto Argonauts in 1984.

Wilson, who was on the football and track teams at Dorsey High School in Los Angeles, is married to Danielle. The couple has four children: sons Kris, Michael and Tyler, and daughter Malia.



COACH WILSON AT A GLANCE

1979-80	Pasadena (Calif.) City College, player
1981-82	Illinois, player
1983	Winnipeg Blue Bombers (CFL), player
1984	Toronto Argonauts (CFL), player
1985	Pasadena (Calif.) City College, Wide Receivers Coach

Coaching Staff

COACH WILSON AT A GLANCE (cont.)

1989-90	Los Angeles Southwest Community College, Quarterbacks/ Wide Receivers Coach
1991	Southern Illinois, Linebackers Coach
1992	Southern Illinois, Secondary Coach/Passing Game Coordinator
1993-94	Wyoming, Secondary Coach
1995-96	Iowa State, Running Backs Coach
1997-99	New England Patriots, Running Backs Coach
2000	Washington Redskins, Running Backs Coach
2001	Southern California, Wide Receivers Coach
2002	Tampa Bay Buccaneers, Running Backs Coach

NFL ALL-TIME RECEPTION LEADERS FOR A RUNNING BACK

*Larry Centers	765
*Keith Byars	610
Marcus Allen	587
Ronnie Harmon	582
Roger Craig	566

* Coached by Kirby Wilson

BUCCANEERS' LARGEST MARGINS OF VICTORY

Margin	Score	Date	Opponent
41 points	41-0	9/10/00	Chicago
38 points	48-10	9/13/87	Atlanta
35 points	35-0	12/27/98	at Cincinnati
34 points	37-3	11/22/81	Green Bay
28 points	41-13	10/29/00	Minnesota
	31-3	11/18/79	N.Y. Giants
	31-3	9/13/92	Green Bay
27 points	41-14	10/28/01	Minnesota
	48-21	12/23/01	New Orleans
21 points	31-10	9/17/00	at Detroit
	31-10	11/19/78	Buffalo

ADMINISTRATION

All-Time Coaches Roster

Asanovich, Mark	1996-01	Gibron, Abe	1976-84	Peete, Willie	1992-94
Avery, Wendell	1999-00	Graber, Doug	1987-89	Perkins, Ray	1987-90
Barry, Joe	2001-	Green, Dennis	1992	Peters, Floyd	1991-94
Bass, Tom	1976-81	Gruden, Jim	1982-83	Porter, Ricky	1996
Bates, Jeremy	2002	Gruden, Jon	2002	Pratt, Tom	1995
Baughan, Maxie	1992-95	Hamilton, Ray	1991	Rapp, Vic	1985-86
Beightol, Larry	1987-88	Harkness, Tim	1991	Rauch, John	1976
Bennett, Leeman	1985-86	Helton, Kim	1983-86	Raye, Jimmy	1985-86
Bisaccia, Richard	2002	Husbands, Skip	1977-78	Roach, Dick	1985-86
Bobo, John	1987-90	Jackson, Harold	1992-93	Roll, Brad	1993-95
Brasher, Tommy	1990	Johnson, Bill	1979-82	Schertz, Tom	1991
Brown, Greg	1985-86	Johnston, Kent	1987-91	Schonert, Turk	1992-95
Brown, Kippy	1995	Khayat, Eddie	1992-93	Seiple, Larry	1985-86
Brown, Willie	1976-78	Kiffin, Monte	1996-	Shafer, Steve	1991-93
Bruney, Fred	1990	Kines, Joe	1987-90	Shively, Doug	1985
Brunner, John	1984	Kollar, Bill	1984	Shula, Mike	1988-90, 1996-99
Caldwell, Jim	2001	Komarek, Aaron	1996-99	Smith, Harry	1976
Campbell, Louis	1989	Krueger, Phil	1976-80	Smith, Lovie	1996-00
Chaump, George	1979-81	Kuhlmann, Hank	1991	Stanley, Jim	1986
Christensen, Clyde	1996-01	Lawrence, Don	1985-86	Steckel, Les	2000
Christianson, Michael	2002-	Lindsey, Dale	1991	Stewart, George	1992-95
Clarke, Ken	1994-95	Lowry, Alan	1991	Stokes, Rodney	1987-90
Clay, Bill	1987	Lynn, Johnnie	1994-95	Thomas, Ricky	1997-01
Collier, Joel	1990	Mann, Richard	2002-	Tillman, Rusty	1995
Cotney, Mark	1986	Marciano, Joe	1996-01	Tomlin, Mike	2001-
Croom, Sylvester	1987-90	Marinelli, Rod	1996-	Tippett, Howard	1981-86
Culley, David	1994-95	Mauck, Carl	1991	Trestman, Marc	1987
Diange, Joe	1984-86	McKay, John	1976-84	Valero, Art	2002-
Dowler, Boyd	1980-84	Morris, Mike	2002-	Voris, Dick	1976
DuBose, Mike	1987-89	Morris, Raheem	2002-	Watts, Morris	1991
Dungy, Tony	1996-01	Muir, Bill	2002-	Williams, Alan	2001
Ebert, Les	1999-01	Mularkey, Mike	1994-95	Williams, Charlie	1996-01
Edwards, Herman	1996-00	Myers, Chip	1984	Williamson, Richard	1987-91
Emanuel, Frank	1982-83	Nathan, Tony	1996-01	Wilson, Kirby	2002-
Fitzgerald, Jeff	1990-93	Nelsen, Bill	1977-82	Wood, Richard	1991-93
Foerster, Chris	1996-01	O'Dea, Kevin	1996-01	Wyche, Sam	1992-95
Fontes, Wayne	1976-84	Oliver, Ray	1992	Wylie, Bob	1992-95
Frei, Jerry	1976-77	Parker, Johnny	2002-		
Fryzell, Dennis	1976-77	Parrish, Stan	2002-		
Gibbs, Joe	1978	Paterra, Herb	1987-88		

Football Staff

Tim Ruskell

DIRECTOR OF PLAYER PERSONNEL

Tim Ruskell enters his 16th season on the Buccaneers' staff, including his second as director of player personnel. Ruskell, who has 20 years of pro scouting experience, will oversee the team's professional and college scouting department.

Ruskell joined the Buccaneers as a regional scout in 1987 before being promoted to director of college scouting in 1992. In that role, he coordinated a staff of five regional scouts and oversaw the compilation of information on college players. During his tenure, the Buccaneers had at least one player named to the Pro Bowl in each of the last six seasons from 1996-2000. Tampa Bay boasted a league-high and club-record nine Pro Bowlers in 2000, including a league-best six starters. Since 1996, Tampa Bay has had 17 different players go to at least one Pro Bowl. In addition, the club's 35 Pro Bowl selections since 1996 is most in the NFC and second-best in the NFL.

Prior to joining the Buccaneers, Ruskell served as the director of scouting for the USFL's Tampa Bay Bandits from 1985-86. He also worked as a

scout for the CFL's Saskatchewan Roughriders from 1983-85.

In addition, Ruskell has spent each of the last seven years as a member of the NFL's selection committee for the National Combine Invitational Camp. He is also a member of the National Scouting Combine Executive Council.

Ruskell was born in Yokohama, Japan, where his father was stationed in the Army. His family moved to Tampa in 1972 after his father retired from the military. He remained in the area to graduate from King High School in 1974 and then earn his degree from USF in communications in 1978. His only time away from the Tampa area was during his stint with the CFL.

Tim and his wife, Linda, live in Lutz with their daughter Samantha and son Jack.



John Idzik

ASSISTANT GENERAL MANAGER

John Idzik is in his 10th year with the Tampa Bay Buccaneers and his second as assistant general manager, having spent the previous five seasons as director of football administration.

In his current role, Idzik negotiates player and football operations contracts, manages and plans the team's salary cap and oversees the club's football operations budget. He also represents the team to the league on contract, salary cap and player personnel matters, and evaluates player talent. In addition, Idzik directs the team's travel and computer operations.

Idzik started with the Buccaneers in 1993 as a pro personnel assistant. He came to Tampa Bay after spending the 1991 and 1992 seasons as a graduate assistant at Duke University, where he coached the offensive line under Barry Wilson. Prior to that, he spent the 1990 season as the offensive backfield coach for the Aberdeen Oilers (Scotland) of the British American Football League. Idzik's first coaching job was as the receivers coach at the University of Buffalo in 1982.

Idzik was raised in a football family as his father, John, was the head coach for Aberdeen after previously serving as an NFL assistant coach with the Miami Dolphins, Baltimore Colts, Philadelphia Eagles and New York Jets.

Idzik was a programming project manager and systems engineer for IBM from 1983-89, working in White Plains, N.Y., Atlanta and Tampa.

Idzik graduated magna cum laude and Phi Beta Kappa from Dartmouth College in 1982, where he earned a bachelor's degree in mathematics. He played wide receiver for the football team, culminating with an Ivy League championship his senior season. He also obtained a master's degree in liberal studies from Duke in 1992.

A native of Detroit, he and his wife, Carol, have two sons, Bryant and Bradley, and a daughter, Holly. The family resides in Palm Harbor.



Football Staff

Mark Dominik

DIRECTOR OF PRO PERSONNEL

Mark Dominik enters his second season as Tampa Bay's director of pro personnel.

Dominik was added to the Buccaneers' staff in June 1995 as a pro personnel assistant. He served in that capacity through the 1997 season before assuming the title of pro scout in 1998. In 2000 he was elevated to the coordinator of pro personnel before being promoted to his current position.

Dominik is in charge of the recruiting and signing of all NFL free agents. In addition, he is in charge of scouting all other professional football leagues. He compiles written reports on upcoming free agents as well as the current Buccaneers' roster.

Dominik, a native of St. Cloud, Minnesota, joined Tampa Bay after spending a year-and-a-half working in both the college and pro personnel departments for the Kansas City Chiefs. Prior to his stint with the Chiefs, he worked in the sports marketing/promotions department at the University of Kansas.

Dominik has a bachelor's of science degree in sports management from Kansas. He and his wife, Amy, live in Tampa.



Nathan Whitaker

DIRECTOR OF LEGAL AFFAIRS

Nathan Whitaker is in his second season as Tampa Bay's director of legal affairs. Whitaker assists with player salary cap management, football budget administration and player contract negotiations. He also coordinates the club's travel operations and football-related legal matters.

Prior to joining the Buccaneers, Whitaker served as senior manager of football operations and staff counsel for the Jacksonville Jaguars from 1998-2000. During his time with the Jaguars, Whitaker helped analyze and develop strategy for future salary cap compliance, and conducted player contract negotiations. He also oversaw budgets for player costs and the football operations department.

Whitaker worked as an associate at the law firm of Smith Helms Mulliss & Moore in North Carolina from 1996-98, where he practiced civil litigation and labor and employment law. He also worked as a law clerk for United States District Judge Honorable Wm. Terrell Hodges in Jacksonville for two years (1994-96).

Whitaker graduated cum laude from Duke University with a bachelor's degree in English and political science in 1991. He played for the Blue Devil football and baseball teams and was a member of the 1989 ACC Champion football team. He graduated cum laude from Harvard Law School in 1994.

Whitaker is a member of both the Florida and North Carolina bar associations, as well as the United State District Court in both states. Whitaker has long been active in the Fellowship of Christian Athletes and is a member of the Kiwanis Club of Tampa.

Whitaker, who was born in Seminole, was an all-state baseball player at Gainesville's Eastside High School. His father, Scott, is a former baseball coach at the University of Florida and Santa Fe Community College.

Whitaker and his wife Amy have one daughter, Hannah. The family resides in Lutz.



Football Staff

Cedric Saunders

DIRECTOR OF PLAYER DEVELOPMENT

Cedric Saunders enters his second season with the Buccaneers as director of player development. Saunders serves as the primary contact between the players, coaches and the community.

Saunders' responsibilities include involving players in continuing educations program, off-season internships and jobs that provide insight into possible post-NFL careers. He is also the main liaison between the players and the club's community relations department, and encourages player involvement in charities and community activities.

Prior to joining the Buccaneers, Saunders spent the previous two seasons as an Area Scout for the Kansas City Chiefs, evaluating college talent in the Midwest. A native of Sarasota, FL, Saunders is in his second stint with the

Buccaneers. He was in training camp for three seasons with Tampa Bay (1994-96), and saw action on both the practice squad and active roster in 1995 as a tight end and special teams player. Saunders also played with the Scottish Claymores of NFL Europe in 1997.

A four-year starter at Ohio State, Saunders posted 68 career receptions for 853 yards for the Buckeyes. He recorded 27 catches and earned second-team All-Big 10 honors as a senior and was an honorable mention selection as a junior.

Saunders and his wife, Bashi, have a daughter Reagan. The family resides in Tampa.



Michael Lamberson

DIRECTOR OF FOOTBALL TECHNOLOGY

Michael Lamberson begins his third season with the Buccaneers and his first as the team's director of football technology. Lamberson provides direction and planning for the integration of the latest technology for the football administration office. In addition, he also oversees the football operation's computer infrastructure, maintains the data for all football information resources and prepares departmental budget and project expenses.

Lamberson originally joined the Buccaneers in 2000 as the club's football applications designer. He was responsible for designing, developing and maintaining the club's football operations computer systems. Lamberson also handled the research and development of new football applications, maintenance of existing applications and coordination of football technology.

Prior to joining the Buccaneers, Lamberson previously worked as manager of information systems in the property appraisers office for Pinellas County from 1994-2000. He served as a programmer and analyst for NASA's Langley Research Center from 1993-94 in Hampton, Virginia and worked as a computer specialist for Fort Lee Combined Arms Support from 1991-93 in Petersburg, Virginia.

A native of Colonial Heights Virginia, Lamberson earned his bachelor's of science degree in computer science from the University of Virginia. He and his wife, Lisa, reside in Tampa.



Football Staff

Ruston Webster

DIRECTOR OF COLLEGE SCOUTING

Ruston Webster enters his second season as Tampa Bay's director of college scouting after serving in several different capacities during his first 13 seasons with the Buccaneers. Webster coordinates a staff of five regional scouts and oversees the compilation of information on college players.

Webster joined the Buccaneers in 1988 as the team's scout for the northeastern United States. From 1989-91, he served as the club's director of pro personnel. In 1992, he returned to the field as Tampa Bay's scout for the southern states and shifted to the Midwest region in 1993 and the southwest region from 1995-2000.

Before joining the Buccaneers, Webster was the

tight ends/ safeties coach at Tulsa University in 1987. In 1986, he was a graduate assistant at Alabama under former Buccaneer head coach Ray Perkins. Webster also served as a graduate assistant at Southwestern Louisiana in 1985.

Webster earned his bachelor's degree in health, physical education and recreation from the University of Mississippi. A native of Madison, Mississippi, he and his wife, Gayle, reside in Tampa with daughter Hannah and son Jacob.



Joe DiMarzo

Entering his fourth year with the Buccaneers, Joe DiMarzo is responsible for the team's college scouting responsibilities in the northeast region. DiMarzo came to Tampa Bay after spending the previous 15 years as a northeast area scout with National Football Scouting (NFS). During his tenure with NFS, he also served as the assistant field director at the NFL's annual scouting combine.

Prior to joining NFS in 1983, DiMarzo spent 13 years coaching football and teaching in Massachusetts and Florida, including the University of Tampa in 1974. DiMarzo also worked at Clearwater High School as well as Massachusetts high schools Stoughton, Oliver Ames, Whitman Hanson Regional, and East Bridgewater.

COLLEGE SCOUT

While teaching in the Boston area, DiMarzo also worked part-time for the New England Patriots, grading film, scouting and serving as a team representative at the NFL's New York draft headquarters.

DiMarzo graduated from the University of South Florida with a bachelor's degree in physical education, grades K-12. A Boston native, he was a member of Whitman Hanson Regional's 1966 undefeated state championship football team. He is single and splits his residence between Boston and Tampa.



Football Staff

Frank Dorazio

Frank Dorazio enters his second season with the Buccaneers as the team's west coast area scout. He spent the previous three years as the director of operations for the University of Southern California football team.

Prior to working at USC, Dorazio served nine years at Purdue in various capacities. He worked as an assistant football recruiting coordinator (1989-91), football recruiting coordinator (1992-94) and as football administrative assistant/football operations (1995-97).

He also had stints in the Cleveland Browns

COLLEGE SCOUT

and Cleveland Indians organizations between 1986-88. Prior to that, he served as student manager of Ohio State's football team for five seasons (1981-85). Dorazio received his bachelor's degree in business administration/marketing from Ohio State in 1985 and his master's degree in sports administration from Kent State in 1988.



Dennis Hickey

Dennis Hickey enters his fifth season as a college scout for Tampa Bay. He is responsible for scouting the midwestern states for the team.

Before assuming his role as a scout for Tampa Bay, Hickey spent the 1996 and '97 seasons as a pro personnel assistant in the Bucs' scouting department. Prior to joining the Buccaneers, Hickey spent two years (1994-95) as an assistant coach at Blinn Junior College in Brenham, Texas. At Blinn, he coached the defensive backs and was responsible for recruiting in the state of Texas.

COLLEGE SCOUT

Hickey played collegiately at Coffeyville Community College and the University of Tulsa. He received his bachelor's degree from Tulsa in 1994 and his master's degree from Texas A&M University in 1996. He and his wife, Stephanie, have one daughter, Breanna. They live in Overland Park, Kansas.



Mike Phair

Entering his first season on Tampa Bay's staff, Mike Phair is responsible for scouting colleges in the southwest region of the United States for the Buccaneers. He spent the last year coaching at Tiffin University, helping coach the linebackers and special teams along with his recruiting and academic study responsibilities with the team.

Prior to his stint at Tiffin, Phair spent two seasons (1999-2000) as a defensive graduate assistant at Arizona State University. While at ASU, he helped coach defensive ends and coordinated the scout teams for the defense and special teams.

Phair also coached linebackers and defensive backs during his two summers with Brigham Young University's Summer Football Camp in 1999 and 2000.

COLLEGE SCOUT

A two-year starting linebacker at ASU, where he began his career as a walk-on in 1990, Phair also played two seasons at Mesa Community College and garnered first-team all-conference recognition in 1989.

Phair graduated from ASU with a bachelor's degree in sociology in 1994 and his master's degree in education, curriculum and instruction in 2000.

Michael and his wife, Jennifer, live in Montgomery, Texas with their three children: Parker, Coleman and Maisy.



Football Staff

Mike Yowarsky

A 12-year member of the Buccaneers' scouting staff, Mike Yowarsky is responsible for the south-eastern portion of the United States. He joined Tampa Bay in 1991 after spending the 1990 campaign as a graduate assistant at the University of Florida under head coach Steve Spurrier.

Prior to working at UF, Yowarsky spent 1989 as a teacher, assistant football coach and wrestling coach at Bradley High School in Cleveland, Tennessee. From 1984-85, he was a graduate assistant at Kansas and then served as a defensive assistant for the Jayhawks from 1986-88. Yowarsky taught in the Knoxville school system from 1983-84.

COLLEGE SCOUT

Yowarsky earned his bachelor's degree in secondary education from Tennessee, and his master's in athletic administration and sports psychology from Kansas. A native of Cleveland, his father, Walt, is a scout for the Dallas Cowboys.

Mike and his wife, Viva, live in Cleveland, Tennessee with their daughter, Maclain.



Seth Turner

NATIONAL COMBINE SCOUT

Seth Turner begins his second season as Tampa Bay's national combine scout. Turner serves as a scout for the southeastern United States, as well as Tampa Bay's scout for the annual NFL combine.

Turner joined the Buccaneers in July of 2000 as an intern in the college and pro scouting department. In that role, he assisted in the evaluation of professional free agents and draft-eligible college players. He also served as one of Tampa Bay's representatives at the 2001 NFL Draft.

Prior to joining the Buccaneers, Turner was an intern for the NFL's player personnel department, as well as a summer intern for the Buffalo Bills' player personnel staff in 1999.

Turner graduated with a B.S. in physical education from Baker University in Kansas in 1997 and then earned a master's in sport management in 1999 from Indiana State. He was a four-year letterman at linebacker and defensive end at Baker, garnering third-team all-conference honors in 1996 as a senior.

Turner, a native of Lansing, Kansas, lives in Brandon with his wife, Ariana. The couple was married this past February.



Lloyd Lee

PRO SCOUT

Lloyd Lee enters his second season as a pro scout for Tampa Bay. Lee assists in the pro personnel department and in the recruiting and signing of NFL free agents. He also assists in scouting the NFL, while also compiling reports on free agents and current Buccaneers.

A native of Bloomington, Minnesota, Lee originally entered the NFL as a college free agent with the San Diego Chargers in 1998. He spent time on both the Chargers' active roster and practice squad during the 1998 and 1999 seasons.

Collegiately, Lee was a four-year starter at Dartmouth College (1994-98) as a safety. He earned Division I-AA All-America honors and was an All-ECAC selection, helping lead Dartmouth to an undefeated season en route to capturing the Ivy League Championship in 1996. A two-time

All-Ivy league first-team selection (1996-97) and a two-time All-New England honoree (1996-97), Lee was chosen Dartmouth's team captain as a senior.

Prior to working with the Buccaneers, Lee worked for WH Trading, an option trading firm which trades several index options on the CME (Chicago Mercantile Exchange), CBOE (Chicago Board Options Exchange) and the CBOT (Chicago Board of Trade).

Born in Minnesota, Lee resides in Tampa with his fiancée Katy.



Football Staff

Todd Toriscelli

HEAD ATHLETIC TRAINER

Head trainer Todd Toriscelli enters his sixth season with the Buccaneers. Prior to coming to Tampa Bay, he spent a combined seven years as a head trainer for Stanford, Miami (FL) and Kansas State universities.

Toriscelli spent 1995-96 as Stanford's head trainer, while also serving as the National Athletic Trainers Association's liaison to the NCAA Football Rules Committee during that time period. He worked as the head athletic trainer at the University of Miami during the 1993-94 seasons, and spent three years in the same capacity for Kansas State (1990-92).

A native of Steubenville, Ohio, Toriscelli holds a bachelor's degree in athletic training from Ohio University (1984), and a master's degree in physical education with an emphasis on sports medicine from the University of North Carolina (1985).

Toriscelli and his wife, Chris, reside in Tampa with their son Shane and daughter Jenna.



Scott Trulock

DIRECTOR OF REHABILITATION

Scott Trulock begins his first season as the Buccaneers' director of rehabilitation. Trulock works directly with Head Trainer Todd Toriscelli to treat and rehabilitate Buccaneer players.

Trulock joins the Buccaneers from the San Diego Chargers, where he served as the assistant athletic trainer for three seasons from 1999-2001. He spent three seasons working in the same capacity for the Philadelphia Eagles from 1996-98. During his tenure in Philadelphia, Trulock worked with Buccaneers' head coach Jon Gruden during the 1996 and 1997 campaigns. The two worked

together when Gruden served as the Eagles' offensive coordinator.

Trulock, a native of Orlando, earned a bachelor's degree in sports medicine from Valdosta State University (GA) and then worked as a graduate assistant at the University of North Carolina. He and his wife, Jamie, reside in Tampa.



Pat Jernigan

ASSISTANT ATHLETIC TRAINER

Pat Jernigan begins his first season as the Buccaneers' assistant trainer.

His job responsibilities entail assisting Head Trainer Todd Toriscelli with the treatment and rehabilitation of players. Jernigan spent the past two seasons (2000-2001) as Tampa Bay's seasonal intern and also served as the Buccaneers' intern during training camp from 1998-2000.

Jernigan graduated from Valdosta State (GA) in 1998 with a bachelor's of science degree in sports medicine and earned a master's degree in health

science from Middle Tennessee State University in 2000. While pursuing his master's degree at MTSU, he worked as a trainer for both the football and baseball teams.

A native of Atlanta, Jernigan enjoys golfing, jogging and weightlifting, and he completed his first triathlon in 2001. Jernigan is single and resides in Tampa.



Football Staff

Dr. Joseph Diaco

The 2002 season marks Dr. Joseph Diaco's 24th as the Buccaneers' chief team physician and his 25th year of association with the club overall. Diaco is the Chief of Surgery at St. Joseph's Hospital in Tampa, where he currently practices general and laparoscopic surgery.

Besides his aforementioned duties, Diaco is also a clinical professor at the University of South Florida and the president of the Tampa Surgical Society. A fellow of the American College of Surgeons, Diaco came to the Tampa Bay area 26 years ago. From 1971-74, he served as the chief of surgery at the Air Force Hospital at Warner Robbins Air Force Base in Georgia. Diaco served his residency in general surgery at the University

TEAM PHYSICIAN

of Pennsylvania Hospital from 1965-70.

A Tampa resident, Diaco earned his bachelor's degree from Villanova and also graduated from Hahnemann Medical College and Hospital in his native Philadelphia.

His twin brother, Nick, is a heart specialist in Los Angeles. Diaco's three sons include Daniel, who is a plastic surgeon at USF, Stephen, who is a Tampa attorney and Joseph, who is also an attorney practicing in Tampa.



Dave Levy

Dave Levy begins his 15th season as the team's video director.

His responsibilities include all videotaping, editing and production for the team. He also oversees the Bucs' game film library and handles film trade-outs with the other NFL clubs. In preparation for each season's NFL draft, Levy's department also aids the personnel department in acquiring, editing and maintaining videotape on draft-eligible players. He was hired by the Bucs after previously serving as an assistant in the Pittsburgh Steelers' video department.

VIDEO DIRECTOR

A native of Pittsburgh, Levy went to high school in nearby Bethel Park. Levy also attended the Community College of Allegheny County, the University of Pittsburgh, and Indiana University of Pennsylvania. He and his wife, Kelly, a registered nurse, live in New Tampa with sons Andrew, Garrett and Bryce.



Pat Brazil

ASSISTANT VIDEO DIRECTOR

Pat Brazil enters his 12th season as Tampa Bay's assistant video director. He assists Video Director Dave Levy in the shooting and duplicating of games and practices while also editing and producing various other tapes for the coaching staff.

Brazil came to the Buccaneers from the Kansas City Chiefs, where he spent four seasons as a video assistant. Brazil's father, Dave, has coached for more than 40 years, including 18 in the NFL. Dave is currently a member of the New York

Giants coaching staff as a senior defensive analyst.

A native of Tulsa, Oklahoma, Brazil graduated from Blue Springs (MO) High School and also attended Blue Springs Community College. He and his wife, Dana, live in Lutz with sons, Jason and Connor.



Football Staff

Tim Sain

Tim Sain begins his first season on Tampa Bay's staff, serving as equipment manager after a long career in the college and pro ranks. Responsible for outfitting Buccaneer players and coaches, purchasing equipment and maintaining the locker room facilities, Sain also oversees the transportation of the team's equipment for road games.

Sain comes to Tampa Bay after spending 15 years as the Football Equipment Manager for the University of Florida. His main responsibilities included ordering and accounting for UF's football equipment, while also directing the Gators' game-day equipment efforts.

A 1975 graduate of UF with a degree in parks and

EQUIPMENT MANAGER

recreation administration, Sain was a student manager for the Gators before moving on to work with the Portland Thunder of the World Football League in 1974 and 1975.

From 1982-85, Sain served as Equipment and Facilities Director for the USFL's Tampa Bay Bandits after serving as a construction manager and job superintendent from 1976-81.

Tim and his wife, Nancy, reside in Tampa.



Mark Meschede

ASSISTANT EQUIPMENT MANAGER

Mark Meschede enters his sixth season with Tampa Bay. His responsibilities with the team include assisting equipment manager Tim Sain with the outfitting of players and maintenance of Buccaneer locker room facilities.

Meschede joined the Buccaneers' equipment staff on July 1, 1997. Before coming to Tampa, Meschede served as the equipment manager for NFL Europe's Frankfurt Galaxy from 1995-97. He was an equipment assistant with the Kansas City

Chiefs from 1992-94.

Meschede owns a bachelor's degree in history from Missouri Valley College and a master's in history from Central Missouri State University. Originally from Marshall, Missouri, Meschede now lives in Tampa.



Larry Hoyt

EQUIPMENT ASSISTANT

Larry Hoyt enters his first season with the Buccaneers' equipment staff. His responsibilities with the staff include assisting equipment manager Tim Sain with the outfitting of players and maintenance of Buccaneer locker room facilities.

Prior to joining Tampa Bay, Hoyt held two different stints as the equipment manager for the Arena Football League's Orlando Predators, from 1995-99 and again from 2000-02. He also worked in sponsorship sales for the Predators and served as the team's interim ticket manager for a three-month period in 2000.

A native of Englewood, Florida, Hoyt earned a bachelor's of science degree in exercise and sports science from the University of Florida. He earned a scholarship while working as a student equipment manager under Sain for the Gator football team from 1990-95.

Hoyt and his wife, Peggy, reside in Tampa.



ADMINISTRATION

Buccaneers Staff



Jeff Ajluni
*Manager
New Partner
Development*



Daniel Battles
*Maintenance
and Grounds*



Zack Bolno
*Communications
Coordinator*



Erika Brierley
*Glazer Family
Foundation
Coordinator*



Chris Bryan
Video Editor



Bill Burch
*BSC Maintenance
Manager*



Scott Burgin
*Information
Technology Manager*



Jill Burke
Purchasing Assistant



Bill Butler
*Group Sales
Manager*



Gene Cabrera
*Director of
Accounting*



Charles Campisi
*Community
Relations
Media Coordinator*



**Sandy
Charboneau**
*Cheerleading
Assistant*

ADMINISTRATION

Buccaneers Staff



Rich Clements
*Community
Relations
Coordinator*



Garland Conger
*Game Day & Video
Production
Coordinator*



Denise Dispenza
*Ticketing &
Customer Relations
Assistant*



Kevin DuPont
*Operations
Coordinator*



Lisa Elliott
*Human Resources
Assistant*



Joseph Folz
*Customer Service
Representative*



Chris Greer
Marketing Manager



Kaye Hargroves
*Payroll/Accounts
Payable Supervisor*



**Christine
Hartman**
*Community Relations
Administrative
Assistant*



**Nancy
Hasselmann**
*Player Personnel
Executive Assistant*



Chip Hayward
BSC Representative



Christina Heskett
*BSC Administrative
Assistant*

ADMINISTRATION

Buccaneers Staff



Jill Hobbs
Executive Assistant to the General Manager



Dr. Chet Janecki
Team Physician



Rob Julian
Groundskeeper



Jeff Kamis
Communications Manager



Chris Kartzmark
Director of Game Day and Video Production



Peter Kemp
Luxury Suite Service Manager



Michael Kerrigan
Marketing Manager



Dan Krueger
Purchasing Agent



Dr. Steven Lay
Team Physician



Jason Layton
Luxury Suite Service Manager



Jeff Leinen
Customer Service Manager



Jim LeRoy
Stadium Facilities Manager

ADMINISTRATION

Buccaneers Staff



Nancy Linker
Sales Representative



Eden Mackay
Graphic Artist



Gene Magrini
*Director of Human
Resources/Sales*



Robert McClinton
Staff Accountant



Michelle McCune
*Executive Assistant
to the Executive
Vice Presidents*



Sara McKee
Events Coordinator



Mike Newquist
*Director of Ticketing
and Luxury Suite
Relations*



Scott Nichols
Website Engineer



Julia O'Neal
*Communications
Administrative
Assistant*



Emily Patton
*Marketing
Administrative
Assistant*



Karen Phifer
*Customer Service
Representative*



Cheryll Pricher
*Luxury Suite
Sales Manager*

ADMINISTRATION

Buccaneers Staff



Mindi Rainey
*Community
Relations
Coordinator*



Sam Rubenzer
Marketing Manager



Leslie Scarandino
Sales Representative



Scott Smith
Internet Manager



A.J. Stalker
Receptionist



Kim Stambaugh
*Customer Service
Representative*



Barbie Stevens
*Luxury Suite
Service Manager*



Paytra Stempel
Receptionist



Jennifer Suarez
Sales Representative



Brandy Tew
*Customer Service
Representative*



**Andres
Trescastro**
*Director of Security
and Facilities*



Justin Varnum
Ticket Accounting

Buccaneers Staff



Tom Wagner
Team Photographer



Kelli Walker
Administrative Assistant



Chad White
PC Technician



Maury Wilks
Director of Special Events



Carole Wood
Cheerleading Coordinator



George Woods
Director of Marketing



Dr. John Zvijac
Team Physician



ADMINISTRATION

Staff Directory

ADMINISTRATION

Owner/PresidentMalcolm Glazer
Executive Vice PresidentBryan Glazer
Executive Vice PresidentJoel Glazer
Executive Vice PresidentEd Glazer
General ManagerRich McKay
Executive Assistant to the Executive
Vice PresidentsMichelle McCune
Executive Asst. to the General ManagerJill Hobbs

GLAZER FAMILY FOUNDATION

Executive Director of the
Glazer Family FoundationVeronica 'Roni' Costello
Glazer Family Foundation CoordinatorErika Brierley

COACHING STAFF

Head CoachJon Gruden
Offensive Coordinator/Offensive LineBill Muir
Defensive CoordinatorMonte Kiffin
LinebackersJoe Barry
Offensive Quality ControlJeremy Bates
Special TeamsRichard Bisaccia
Assistant Offensive Line/
Offensive Quality ControlMichael Christianson
Wide ReceiversRichard Mann
Assistant Head Coach/Defensive LineRod Marinelli
Assistant Strength & ConditioningMike Morris
Defensive Quality ControlRaheem Morris
Strength & ConditioningJohnny Parker
QuarterbacksStan Parrish
Defensive BacksMike Tomlin
Tight EndsArt Valero
Running BacksKirby Wilson
Asst. to Head Coach-
Football OperationsMark Arteaga

PLAYER PERSONNEL

Assistant General ManagerJohn Idzik
Director of Player PersonnelTim Ruskell
Director of College ScoutingRuston Webster
Director of Pro PersonnelMark Dominik
Director of Legal AffairsNathan Whitaker
Director of Player DevelopmentCedric Saunders
Director of Football TechnologyMichael Lamberson
College ScoutJoe DiMarzo, Jr.
College ScoutFrank Dorazio
College ScoutDennis Hickey
College ScoutMike Phair
College ScoutMike Yowarsky
National Combine ScoutSeth Turner
Pro ScoutLloyd Lee
Player Personnel Executive Asst.Nancy Hasselman

MEDICAL STAFF

Head Athletic TrainerTodd Torisicelli
Director of RehabilitationScott Trulock
Assistant Athletic TrainerPat Jernigan
Team PhysicianDr. Joseph Diaco
Team PhysicianDr. John Zvijack
Team PhysicianDr. Chet Janacki
Team PhysicianDr. Steve Lay

VIDEO

Video DirectorDavy Levy
Assistant Video DirectorPat Brazil
Video AssistantChris Bryan

EQUIPMENT

Equipment ManagerTim Sain
Assistant Equipment ManagerMark Meschede
Equipment AssistantLarry Hoyt

ACCOUNTING

Director of AccountingGene Cabrera
Purchasing AgentDan Krueger
Payroll/Accounts PayableKaye Hargroves
Purchasing AssistantJill Burke
Ticket AccountingJustin Varnum
Staff AccountantRobert McClinton

COMMUNICATIONS

Communications ManagerJeff Kamis
Communications CoordinatorZack Bolno
Communications Admin. AssistantJulia O'Neal

COMMUNITY RELATIONS

Community Relations
Media CoordinatorCharles Campisi
Community Relations CoordinatorRich Clements
Community Relations CoordinatorMindi Rainey
Community Relations Admin. Asst.Christine Hartman

GAME DAY AND VIDEO PRODUCTION

Director of Game Day and
Video ProductionChris Kartzmark
Game Day and Video
Production CoordinatorGarland Conger

HUMAN RESOURCES/SALES

Director of Human Resources/SalesGene Magrini
Luxury Suite Sales ManagerCheryll Pricher
Group Sales ManagerBill Butler
Sales RepresentativeNancy Linker
Sales RepresentativeLeslie Scarandino
Sales RepresentativeJennifer Suarez
Human Resources AssistantLisa Elliott
Mailroom ClerkLawrence Atkins
ReceptionistA.J. Stalker
ReceptionistPaytra Strempel

INTERNET

Internet ManagerScott Smith
Website EngineerScott Nichols
Graphic ArtistEden Mackay

MARKETING

Director of MarketingGeorge Woods
Manager New Partner DevelopmentJeff Ajluni
Marketing ManagerChris Greer
Marketing ManagerMichael Kerrigan
Marketing ManagerSam Rubenzer
Marketing Administrative AssistantEmily Patton

PHOTOGRAPHY

Team PhotographerTom Wagner

SECURITY/FACILITY

Director of Security and FacilitiesAndres Trescastro
Stadium Facilities ManagerJim LeRoy
BSC Maintenance ManagerBill Burch
Information Technology ManagerScott Burgin
PC TechnicianChad White
GroundskeeperRob Julian
Maintenance and GroundsDaniel Battles
Administrative AssistantKelli Walker

SPECIAL EVENTS

Director of Special EventsMaury Wilks
Event CoordinatorSara McKee
Operations CoordinatorKevin DuPont
Cheerleading CoordinatorCarole Wood
Cheerleading AssistantSandy Charboneau

TICKET AND LUXURY SUITE OPERATIONS

Director of Ticketing and
Luxury Suite RelationsMike Nequist
Customer Service ManagerJeff Leinen
Luxury Suite Service ManagerJason Layton
Luxury Suite Service ManagerBarbie Stevens
Luxury Suite Service ManagerPeter Kemp
Customer Service RepresentativeJoseph Folz
Customer Service RepresentativeKaren Phifer
Customer Service RepresentativeKim Stambaugh
Customer Service RepresentativeBrandy Tew
Ticketing & Customer
Relations Asst.Denise Dispenza

BSC OPERATIONS

BSC RepresentativeChip Hayward
BSC Administrative AssistantChristina Heskett

Veterans



Mike Alstott


FULLBACK

HT: 6-1; WT: 248; BORN: 12/21/73

NFL: 7TH YEAR

ACQUIRED: D2, 1996

COLLEGE: PURDUE



Mike's five Pro Bowl appearances are the most for an offensive player in club history.

Quick

Slants

Pro: Combines an intriguing mix of swift moves and numbing power that has helped cement his reputation as the National Football League's top all-around fullback... Earned his fifth consecutive Pro Bowl appearance last year, marking the most appearances by an offensive player in club history... Possesses tremendous work ethic and toughness... Also boasts tremendous balance and excellent foot-

work to leave potential tacklers in the dust... 3,982 career rushing yards ranks third-best in club history... Re-signed a four-year contract extension on April 20, 2002... 50 career total TDs and 40 rushing TDs both rank first in team history... Boasted a career-high 11 total TDs in 2001 and his 10 rushing scores tied for the third-most in club history... Ranks fourth in club annals with 304 points, the most points scored by a non-kicker in team history... Owns six career 100-yard rushing games... Has played and started in 92 career games... Tampa Bay owns a 33-7 record when he scores a touchdown.

2001: Named to the Pro Bowl for the fifth consecutive year, the most appearances for an offensive player in club history... Started all 16 games, as well as playoff game at Philadelphia... Led the squad with 680 yards on 165 carries (4.1 avg.) and 10 touchdowns... Tied for fourth on team with 35 receptions for 231 yards and one score... 11 total TDs was second for a running back in the NFC and tied for second in a single-season in club history... 11 total scores surpassed his previous career-high of 10 TDs... 70 points scored ranked third in the conference... 10 rushing TDs was tied for third in a single season in team history... Started as the Buccaneers feature back with RB Warrick Dunn out with injury against Green Bay (10/7) and picked up the slack with 77 yards rushing on 15 attempts (5.1 avg.), including a 39-yard TD run in the fourth quarter for the go-ahead score... Started as the feature back in place of the injured Dunn against Minnesota (10/28) and rolled to his first 100-yard game since November 7, 1999 at New Orleans with a 129-yard performance on 28 carries (4.6 avg.), earning Miller Lite NFL Player of the Week honors... Also scored three times on the ground, tying the team's single-game mark for his second career three-score game (also 12/27/98 at Cincinnati)... Played important role at Detroit (11/11), rushing the ball eight times for 48 yards (6.0 avg.) and catching three passes for 16 yards, including a five-yard grab on the sideline that set up K Martin Gramatica's game winning 35-yard field goal... Started at FB against Chicago (11/18) and added a one-yard plunge for a touchdown... Also caught four passes for 36 yards... Started at FB with 11 carries for 34 yards and two TDs (7 and 8 yards), as well as five catches for 31 yards in Monday night thriller at St. Louis (11/26)... Two rushing scores gave him 47 career total TDs, moving him past James Wilder (46 TDs from 1981-89) into first place on the club's all-time list... Became the Bucs' all-time leader in rushing TDs with a 24-yard scamper in the second quarter against Detroit (12/9)... Finished the game with 12 rushes for 66 yards (5.5 avg.) with one touchdown and added four receptions for 34 yards... Rushed for 101 yards on 24 carries and one touchdown for his sixth career 100-yard game, including his second of the season, against New Orleans (12/23)... Rolled against Baltimore (12/29),

racking up 80 yards on 14 carries (5.7 avg.), including a game-clinching 32 yard TD run in the fourth quarter... Led the team in rushing in playoff game at Philadelphia (1/12) with 32 yards on 12 carries (2.7 avg.) and caught five passes for 32 yards.

2000: Started 13 games, earning a fourth consecutive trip to the Pro Bowl at FB... Missed three games with a third degree sprain of the MCL in his left knee at Chicago (11/19)... Finished second on the team in rushing with 465 yards on 131 carries (3.5 avg.)... Tied for second on the team with five rushing touchdowns... Also caught 13 passes for 93 yards (7.2 avg.)... Continued his punishing ways against New England (9/3), recording 54 yards on 16 carries with two bruising scoring runs of five yards and three yards, respectively... Posted game-winning touchdown late in the third quarter... Moved into fourth on the club's all-time scoring list with his second quarter TD... Also moved into second place on the all-time TD list with his 35th and 36th career scores... Passed RB Errict Rhett for fourth on the team's all-time rushing chart with a five-yard run in the second quarter... Had 15 carries for a season-high 71 yards (4.7 avg.) and one touchdown versus Chicago (9/10)... Had the run of the day, breaking three tackles while carrying another defender into the end zone on a 20-yard scamper... Led the team in rushing with 68 yards rushing on 21 carries at Detroit (9/17)... Scored for the third consecutive week with a four-yard touchdown in the third quarter... Had 60 yards on 16 attempts (3.8 avg.) to lead the Bucs in rushing for the third consecutive week versus the Jets (9/24)... Had fourth touchdown of the year against Washington (10/1), rushing for 46 yards on 15 carries... Racked up 10 rushes for 56 yards (5.6 avg.), including a 14-yard run in the fourth quarter that helped set up a WR Reidel Anthony touchdown grab... Was injured at Chicago (11/19) with a third degree sprain of the MCL in his left knee... Missed the next three contests, but returned to the starting lineup in a Monday Night win versus St. Louis (12/18)... Led the team in rushing in a Wild Card game at Philadelphia (12/31), carrying the ball seven times for 42 yards (6.0 avg.)... Had an 18-yard run in the second quarter that help set up a 29-yard field goal by K Martin Gramatica.

1999: Started all 16 games, earning Associated Press All-Pro honors and a trip to the Pro Bowl... Also collected first-team All-Pro honors from *College and Pro Football Newsweekly* and *Football Digest*... Rushed for a career-best and team-leading 949 yards on a career-high 242 carries (3.9 avg.)... Accounted for all seven of Tampa Bay's rushing TDs... Also caught 27 passes for 239 yards and two scores... Carried 15 times for 64 yards and scored on a 17-yard screen pass in 19-5 win at Philadelphia (9/19)... Rushed for a career-high 131 yards on a career-best 25 carries in 13-10 win over Denver (9/26)... Opened scoring with a 28-yard TD run on Tampa Bay's opening possession, then gobbled up 52 yards in the fourth quarter... Racked up 87 yards on 14 carries at Green Bay (10/10)... Scored on a 22-yard run that gave the Bucs a 23-19 lead with 1:45 left... Netted 72 yards on 14 carries in win over Chicago (10/24)... Toted the ball 25 times for 117 yards and one score in 31-16 win at New Orleans (11/7)... Racked up 64 yards in the fourth quarter, including a game-clinching 25-yard TD run... Rushed for 48 yards — 29 in the final quarter — in win over Atlanta (11/21)... Totaled 73 yards in 16-3 win at Seattle (11/28), including 24-yard catch that set up Tampa Bay's lone TD... Collected 95 yards on 23 carries in Monday Night win over Vikings (12/6), including season-best 30-yard scamper that set up a FG... Scored twice in the fourth quarter to rally Bucs to 23-16 win over Lions (12/12)... Plunged into the end zone from one yard out, then scored on a 22-yard screen pass with 4:18 left to give Tampa Bay its first lead... Carried 19 times for 79 yards and two TDs in win over Packers (12/26) ... Scored on a five-yard run to extend Bucs' lead to 22-10... Sealed the game with a 17-yard run, faking CB Mike McKenzie out of his cleats on his way to the end zone... Rushed for 61 yards in the fourth quarter... Carried 22 times for 64 yards and a one-yard TD run in division-clinching win at Chicago (1/2)... Turned in a highlight-reel scoring scamper that ignited a two-TD rally in 14-13 divisional playoff triumph over Washington (1/15)... Initially ventured right, eluded some tackles, then cut back to the middle, bounced off another tackle and rumbled into the end zone for perhaps the longest two-yard TD run ever caught on film... Rushed for 39 yards on 12 carries in NFC Championship Game at St. Louis (1/23).

1998: Played in his second consecutive Pro Bowl as the NFC's top vote-getter at fullback (considered a non-starting position)... Also the only Buccaneer selected to the Associated

VETERANS

Press All-Pro first team and earned the same honor from *USA Today*... Posted 846 rushing yards on 215 carries (3.9 avg.) while adding 22 receptions for 152 yards... Posted eight rushing TDs and added another score on a reception to lead the team with nine total TDs... Helped the Buccaneer running game finish fourth in the league with 2,148 rushing yards, Tampa Bay's best total since 1979 and second best ever... Crucial part of Bucs' home-opening win over Chicago (9/20), posting first career 100-yard rushing game with 103 yards and a touchdown on 20 carries... Recorded 84 of his 103 yards vs. Bears in the second half as Tampa Bay rolled up a single-half team-record 192 rushing yards... Rushed 17 times for 86 yards and a TD against Giants (10/4)... Snagged a season-high six receptions for 36 yards against Carolina (10/18)... Rushed for 128 yards and a TD on just 19 carries vs. Minnesota (11/1) as Bucs downed previously-undefeated Vikings by amassing a team-record 246 yards on the ground... Scored winning TD in 27-24 decision over Minnesota on a six-yard, fourth-quarter run, then iced the game on Tampa Bay's next possession with a pinballing 37-yard carry... Contributed 68 rushing yards and a score plus one 17-yard catch vs. Detroit (11/22)... Scored critical third-down TD in win at Chicago (11/29) by catching a swing pass short of the goal line and bulling over three Chicago defenders to reach the end zone... Paced ground game vs. Pittsburgh (12/13) with 78 yards and a score on 24 totes, then posted 80 more yards on just 13 carries (6.2 avg.) at Washington (12/19)... Finished season in grand style at Cincinnati (12/27), tying a team-record by scoring three TDs on one, one and three-yard carries among 69 rushing yards as Tampa Bay won 35-0.

1997: Started all 15 games in which he played, missing only contest during first three years at New York Jets (12/14) with a quad contusion... Went to first Pro Bowl as NFC's leading vote-getter at FB... Selected to AP All-Pro, *Sports Illustrated* All-Pro and *College and Pro Football Newsweekly* All-Pro (second team) squads... Produced a combined 843 total yards from scrimmage (665 rushing, 178 receiving) on 199 touches (176 rushes, 23 receptions), scored 10 TDs (seven rushing, three receiving), and led or tied for the club lead in rushing yards a team-high nine times... With those 10 scores, became just the third player in team history to register double-digit touchdown totals... In season opener against 49ers (8/31), paced the team in rushing with 69 yards on 14 carries (4.9 avg.) and hauled in three passes for 50 yards... In prime time 31-21 beating of Dolphins (9/21), recorded 95 rushing yards on season-most 18 carries (5.3 avg.) and reeled in season-high four passes for 20 yards on way to scoring twice... Led the team in rushing at Atlanta (11/9) with 77 yards on 14 attempts (5.5 avg.), including a career-long 47-yard TD... The next week vs. New England (11/16), had most productive combined day of season with 126 yards (91 rushing, 35 receiving) and a one-yard fourth-quarter TD run... In postseason action vs. Detroit (12/28), hauled in one pass for 12 yards and contributed 68 yards rushing on 11 carries (6.2 avg.), including a 31-yard TD scamper that stands as the longest run in franchise playoff history... At Green Bay the following week (1/4), ran seven times for 21 yards and his second postseason score, a six-yard TD burst.

1996: Enjoyed phenomenal rookie campaign, leading Tampa Bay with six TDs and becoming first Buc ever to compile at least three rushing TDs and three receiving TDs in same season... Inaugural year honors included first-alternate selection for 1996 Pro Bowl, 1996 AP All-Pro second-team, 1996 *Football Digest* All-Pro second-team and NFC Offensive Rookie of the Month in November... Amassed 377 rushing yards and three TDs on 96 attempts and 557 receiving yards and three TDs on 65 catches... Set new Buccaneer rookie record for receptions in a season, pacing all players on the '96 squad and leading all NFC rookies... Finished second on squad in rushing yards, averaging team-best 3.9 yards per carry... Enjoyed first career score in victory over Minnesota (10/13) on tackle-breaking 12-yard reception... Recorded first career rushing TD in 10/20 game at Arizona on one-yard dive over center... Had strong game in OT victory over Oakland, setting career high and team season-high in receptions with eight... Led team with seven catches for 91 yards and a TD in home win over New Orleans (11/24)... Set season-high mark in rushing (67 yards) in home triumph over Washington (12/8)... Recorded season-best 39-yard run at Minnesota (12/15)... Drafted by the Buccaneers in the second round in 1996 (35th overall).

College: Purdue's Most Valuable Player in each of final three seasons, the only player ever to accomplish that feat for Boilermakers... Statistics in 43 games included 3,635 rushing yards

on 644 carries (5.6 avg.) with 39 TDs... Also caught 93 passes for 1,075 yards (11.6 avg.) with three scores... Finished as Purdue's all-time leading rusher, surpassing Otis Armstrong... Also is school's all-time leader in rushing TDs, total TDs and points... Is only Purdue player ever to accumulate over 2,500 rushing and 1,000 receiving yards... As a senior, finished 11th in Heisman Trophy balloting, was a Gannett All-America and was either a first or second-team All-Big 10 choice by all selectors... Rushed for a school-record 1,436 yards on 243 attempts (5.9 avg.) with 11 TDs... Established school records with eight straight 100-yard performances and nine overall for season... Caught 25 passes for 162 yards... In junior year, ran for 1,188 yards on 202 totes (5.9 avg.) with career-best 14 TDs, and had 23 receptions for 298 yards... Was first Purdue player in 18 years to rush for over 1,000 yards, averaging 108 yards per contest... 14 TDs tied school record set by Tony Butkovich (1943) and Leroy Keyes (1967)... In sophomore season, credited with 816 rushing yards on 153 attempts (5.3 avg.) with 12 TDs... Also had career-best 30 catches for 407 yards with pair of scores... Was first Boilermaker sophomore in 48 years to be named team's MVP... As a freshman, ran for 195 yards on 46 carries (4.2 avg.) with two TDs while also catching 15 passes for 208 yards with one score... Holds B.S. in business.

Personal: Married to Nicole; couple resides in St. Petersburg with son Griffin and daughter Hannah... Through involvement with the Boys & Girls Club, established the Mike Alstott Football Camp for youths ages 8-18 during '97 off-season and has continued the popular program during the last six summers... Also does extensive community work with The Angelus group... Teamed with former Bucs TE Dave Moore to open a restaurant - Island Way Grill - in Clearwater... Hobbies include golf, basketball and fishing... Attended Joliet Catholic High School, lettering in football and baseball... In high school, was Parade All-America and Chicago Sun-Times Player of the Year... High school team won state title in junior year with 14-0 record... Born Michael Joseph Alstott on December 21, 1973 in Joliet, Illinois.

Alstott's Career Statistics

YEAR	TEAM	G-S	NO.	YDS.	RUSHING			RECEIVING			ST TACKLES				
					AVG.	LG	TD	NO.	YDS.	AVG.	LG	TD	S	A	T
1996	Tampa Bay	16-16	96	377	3.9	39	3	65	557	8.6	29	3	1	0	1
1997	Tampa Bay	15-15	176	665	3.8	47t	7	23	178	7.7	26	3	0	0	0
1998	Tampa Bay	16-16	215	846	3.9	37	8	22	152	6.9	26	1	0	0	0
1999	Tampa Bay	16-16	242	949	3.9	30	7	27	239	8.9	24	2	0	0	0
2000	Tampa Bay	13-13	131	465	3.5	20t	5	13	93	7.2	21	0	0	0	0
2001	Tampa Bay	16-16	165	680	4.1	39t	10	35	231	6.6	19t	1	0	0	0
TOTALS		92-92	1,025	3,982	3.9	47t	40	185	1,450	7.8	29	10	1	0	1
PLAYOFFS		6-6	64	226	3.5	31t	3	12	94	7.8	12	0	0	0	0

Additional Stats

Kickoff Returns: 1-14 in 1996, 1-0 in 1997, 1-8 in 1998 for total of 3-22, long of 14
Passing: 0-1 in 1998, 0-1 in 2000

Single-Game Highs

Rushes: 28, vs. Minnesota, 10/28/01
Rushing Yards: 131, vs. Denver, 9/26/99
Long Run: 47t, at Atlanta, 11/9/97
Receptions: 8, vs. Oakland, 11/10/96
Receiving Yards: 91, vs. New Orleans, 11/24/96
Long Reception: 29, at Carolina, 12/1/96
TDs: 3, at Cincinnati, 12/27/98 and vs. Minnesota, 10/28/01

Ronde Barber

CORNERBACK

HT: 5-10; WT: 184; BORN: 4/7/75

NFL: 6TH YEAR

ACQUIRED: D3B, 1997

COLLEGE: VIRGINIA



Ronde and his twin brother, Tiki, who is a RB for the New York Giants, were selected to People Magazine's 50 most beautiful people in 2001.

Quick

Slants

Pro: Etched his name in the Buccaneers' record books with his exceptional playmaking ability en route to earning his first Pro Bowl selection in 2001... Was one of just two cornerbacks in the entire NFL selected to the All-Pro team (St Louis' Aeneas Williams) and was also named the NFL Alumni Defensive Back of the Year in 2001... Energized Tampa Bay's defense by racking up a career-high 10 interceptions...

Interception total ranked tied for first in the NFL and also marked a Buccaneers' single-season record... His 10 interceptions in 2001 shattered his total of six career picks in his first four NFL seasons... His 16 career interceptions rank eighth in team history... Tenacious worker on the practice field and in film study... Worked his way up the depth chart into the starting lineup during the 1998 season... Has played in 65 career games with 56 starts... Can also boast 333 total tackles, 10.5 sacks, four forced fumbles, two fumble recoveries and 82 passes defended... Has scored four touchdowns in his career (two interception returns, one fumble return and one return of a deflected punt), tied with DT David Logan and CB Mike Washington for the most in team history by a defensive player... Also tallied 28 career special teams stops, as well as one blocked punt... Corralled a team single-game record three interceptions against New Orleans (12/23/01)... Became the second player in club history to score on a fumble return and an interception return in the same season (also Richard Wood in 1977) in 2000... Has scored in three different ways in his career (fumble return, interception return and punt return), just the second player in team history to do so (also Ricky Reynolds)... Twin brother RB Tiki Barber plays for the N.Y. Giants.

2001: Named to his first Pro Bowl and was chosen to the Associated Press All-Pro first team... Also selected to both *College & Pro Football Newsweekly* and *Pro Football Weekly's* All-NFL Team, as well as *Football Digest's* All-Pro Team... Named the league's defensive back of the year by NFL Alumni... Ranked tied for first in the NFL with 10 interceptions, a club single-season record... Became the first player in the league with 10 INTs since Mark Carrier in 1990... Chosen NFC Defensive Player of the Week twice (Week 9 and Week 15)... Also led defense with career-high 29 passes defended... Had a Bucs single-game record three interceptions against New Orleans (12/23)... Started all 16 games, as well as playoff game at Philadelphia... Racked up 91 tackles (fourth-best on the team), one sack for six yards, 10 interceptions, one forced fumble, one fumble recovery and 29 passes defended... Helped defense finish among the NFL's Top 10 (6th) for the fifth straight year, the only team in the league to do so... Also played pivotal role on unit which ranked fifth in the NFL in passing defense... Played outstanding all-around game at Minnesota (9/30) with four tackles, one interception and two passes defended... Contributed a team-high eight tackles and one pass defended against Green Bay (10/7)... Finished with seven tackles at Tennessee (10/14)... Had outstanding game against Pittsburgh (10/21), collecting two tackles, two interceptions, one fumble recovery and two passes defended... Season-high four passes defended at Green Bay (11/4)... Named NFC Defensive Player of the Week for his performance at Detroit (11/11) with

seven tackles, four passes defended and two interceptions... The first interception led to a K Martin Gramatica FG in the second quarter... Had 10 tackles, two passes defended and one interception on the first play from scrimmage against Chicago (11/18)... Blocked his first career punt, which TE Todd Yoder returned for an 11-yard touchdown, representing the Bucs' lone touchdown of the game at Cincinnati (12/2)... Also contributed 10 tackles to lead the secondary, one forced fumble and one special teams tackle... Four tackles and two passes defended against Detroit (12/9)... Also sealed the game with a fumble recovery of KR Desmond Howard's fumble with 36 seconds left... Notched team-high 13 tackles and two passes defended at Chicago (12/16)... Had sensational game against New Orleans (12/23), vaulting his way into the record books with a Bucs single-game record three interceptions and also tying the team's single-season mark with nine interceptions... Was named NFC Defensive Player of the Week for his efforts... First interception resulted in a RB Mike Alstott one-yard plunge, and he added his second of the game on the final play of the first half... The record-breaking interception came late in the fourth quarter, and he punctuated the play by scoring his fourth career touchdown on the 36-yard return... Added two tackles and three passes defended... Added to his record-breaking season against Baltimore (12/29) with his club-record 10th interception of the season... Added seven tackles and five passes defended... Had two tackles, one pass defended and one special teams tackle in playoff game at Philadelphia (1/12).

2000: Started in all 16 games and one playoff contest at RCB... Had career bests in tackles (97), passes defended (20) and sacks (5.5), while matching his career-high in interceptions with two... Also added six special teams stops... Led all NFC defensive backs with 5.5 sacks on the season... Posted five tackles, including one sack for a loss of eight yards, and one pass defended at New England (9/3)... Earned NFC Defensive Player of the Week honors after registering three tackles, two-and-a-half sacks, one forced fumble and one 24-yard fumble recovery for a touchdown against Chicago (9/10)... Another stellar performance at Detroit (9/17) where he supplied great special teams effort with a touchdown saving tackle, a tipped punt and a recovery of a blocked punt... Also had two tackles and one pass defended... Five tackles, one pass defended and one interception that he returned for 37 yards for a touchdown in the third quarter against the N.Y. Jets (9/24)... Had four tackles and one pass defended at Washington (10/1)... Had two tackles and one sack in Monday Night clash with Minnesota (10/9)... Had seven tackles on Thursday night game vs. Detroit (10/19)... Had nine tackles, one sack and one pass defended vs. Minnesota (10/29)... Had four tackles in a win at Atlanta (11/5)... Had a career-high 10 tackles and one pass defended in a game with Green Bay (11/12)... Finished with nine tackles and one pass defended at Chicago (11/19)... Equaled his career-high with 10 tackles, also contributed two passes defended and one special teams tackle vs. Buffalo (11/26)... Matched his career-high for the third time this season with 10 tackles and posted a career-high in passes defended with five against Dallas (12/3)... Had four tackles and two passes defended at Miami (12/10)... Had one of three interceptions against the Rams (12/18) aerial show with his first quarter pick and also chipped in six tackles and one pass defended... Had seven tackles and three passes defended at Green Bay (12/24)... Had five tackles in Wild Card game at Philadelphia (12/31).

1999: Played in all 16 games, starting 15 at RCB... Posted career-best 74 tackles and 16 passes defended... Added six special teams stops... Recorded six tackles against the Giants (9/12), Philadelphia (9/19), Denver (9/26) and Minnesota (10/3)... Broke up two passes versus Chicago (10/24)... Picked off a Billy Joe Tolliver pass in the end zone in 31-16 win at New Orleans (11/7)... Sprained his right shoulder in the second quarter but returned... Notched four tackles against Kansas City (11/14)... Collected five stops versus Atlanta (11/21)... Posted three tackles, two passes defended and one INT in 16-3 win at Seattle (11/28)... Returned pick 43 yards late in the fourth quarter to cement win... Recorded six stops, two passes defended and one sack in 24-17 Monday Night win over the Vikings (12/6)... Dropped QB Jeff George for a 10-yard loss, forcing the Vikings back to the Bucs 40 on their last-ditch drive... Posted seven tackles and one pass defended versus Lions (12/12)... Broke up a career-high four passes in 29-10 win over Packers (12/26), adding four tackles... Collected six tackles in division-clinching win at Chicago (1/2)... Recorded three tackles and one pass defended in divisional

playoff win over Washington (1/15)... Racked up season-high nine stops and two passes defended in NFC Championship Game at St. Louis (1/23).

1998: Played in 16 games with nine starts and had a breakthrough season after seeing little playing time as a rookie... Opened three games at LCB and the final six at RCB, originally entering the starting lineup due to injuries to Donnie Abraham and Anthony Parker but eventually winning permanent job opposite Abraham... Led all Buccaneer CBs in both tackles (68) and passes defended (17) and also recorded three sacks, two INTs and two forced fumbles... Moved into nickel back position by season's second game at Green Bay (9/13) and contributed three tackles... Came in at nickel back against Giants (10/4) and helped seal victory with a fourth-quarter INT, the first of his career, which he returned 11 yards to New York's 30... Replaced injured Donnie Abraham at LCB in fourth quarter vs. Carolina (10/18) and made two tackles, then started in place of Abraham the following week at New Orleans (10/25), leading all DBs with seven tackles and two passes defended... Moved over to starting RCB spot vs. Detroit (11/22) after injury to Parker and immediately posted eight tackles plus two more passes defended... Started at RCB at Chicago (11/29) and, in addition to four tackles and a pass defended, scored the Bucs' second TD of the day when he picked up a deflected Chicago punt and weaved 23 yards through traffic to the end zone... In Monday Night Football win over Green Bay (12/7), led the Buc secondary with nine tackles and also recorded one sack and two forced fumbles, the second of which led to Tampa Bay's final TD in the fourth quarter... Tallied five tackles and three passes defended at Washington (12/19)... Finished season with seven-tackle, one-INT outing at Cincinnati (12/27), returning his pick 56 yards for the Bucs' longest INT runback of the year and tied for the 11th-longest in team annals.

1997: Saw action in only game of season against Arizona (9/28), contributing three tackles while participating primarily on passing downs... Stayed on the active roster the remainder of the season but was declared an inactive for each contest until the second playoff game at Green Bay (1/4), in which he registered two tackles and a pass defended as the team's nickel back... Drafted by the Buccaneers in the third round (66th overall) in 1997.

College: Finished Cavalier career with 15 INTs, third-highest total in school history and just two shy of UVA record (17 by Keith McMeans, 1987-90)... Also broke up 26 passes, made 154 tackles, forced one fumble and recovered another during three-year Virginia career... Started all 36 Cavalier games and earned All-ACC first-team honors each of three seasons, including two bowl games... In a pair of bowl games, added two INTs, 10 tackles, four passes defended and a fumble recovery... Started every game at LCB during junior campaign and earned his third consecutive All-ACC first-team selection... Posted 38 tackles (26, 12) and trio of interceptions for 38 yards while also breaking up five passes and forcing and recovering a fumble... As a sophomore, earned first-team All-ACC accolades while manning the Cavs' LCB slot... Joined twin brother Tiki on all-conference squad as the two became just the third pair of brothers to gain that distinction in the ACC in the same year... Registered 63 tackles (38, 25) and came up with four INTs for 18 yards... Credited with 10 passes broken up... Made outstanding college debut as a redshirt freshman, earning AP All-America third-team honors and the first of three straight All-ACC first-team selections... Also tabbed as the ACC's Freshman

Bucs Career TDs by a Defensive Player

Player	Years	Defensive TDs
CB Ronde Barber1997-20014
DT David Logan1979-864
CB Mike Washington1976-844
CB Donnie Abraham1996-20013
S Cedric Brown1982-853
CB Wayne Haddix1990-913
CB Ricky Reynolds1987-933
LB Richard Wood1976-843

of the Year and was given UVA's Bill Dudley Award recognizing the team's most outstanding first-year player... Picked off an ACC-leading (second in the nation) eight passes, returning the picks for a total of 56 yards, while also making 53 tackles (26, 27) and breaking up 11 passes... Graduated with a degree in commerce with a concentration in marketing.

Personal: Married to Claudia... Couple lives in Tampa with daughter Yammile Rose, born this offseason... Member of the Fellowship of Christian Athletes... Twin brother Tiki was a teammate at Virginia, an All-America running back and a 1997 second-round draft choice (36th overall) of the New York Giants... Along with Tiki, was selected to both *People Magazine's* "50 Most Beautiful People" and *Sports Illustrated for Women's Sexiest Male Athletes* in 2001... Member of the Phi Eta Sigma Honor Society at Virginia... Father, James Barber, a Virginia Tech grad, played in the former World Football League... Won all-district honors each of his last three seasons at Cave Spring High School in Roanoke, Virginia... Rated as one of Virginia's top five prospects and shared Male Athlete of the Year honors in the state with brother Tiki... Lettered three times each in football and track and won the national title in the 55-meter hurdles as a senior after coming in second as a junior... Also twice won the state outdoor 110-meter hurdle title... Born Jamael Oronde Barber on April 7, 1975 in Montgomery County, Virginia.

Barber's Career Statistics

YEAR	TEAM	G-S	TACKLES			TURNOVERS					SACKS		ST TACKLES			
			SOLO	AST.	TOT.	FF	FR	INT.	YDS.	PD	NO.	YDS	S	A	T	
1997	Tampa Bay	1-0	1	2	3	0	0	0	0	0	0.0	0	0	0	0	0
1998	Tampa Bay	16-9	47	21	68	2	0	2	67	17	3.0	21	10	2	12	
1999	Tampa Bay	16-15	49	25	74	0	0	2	60	16	1.0	10	6	0	6	
2000	Tampa Bay	16-16	65	32	97	1	1	2	46	20	5.5	40.5	6	0	6	
2001	Tampa Bay	16-16	64	27	91	1	1	10	86	29	1.0	6	4	0	4	
TOTALS		65-56	226	107	333	4	2	16	259	82	10.5	77.5	26	2	28	
PLAYOFFS		5-4	12	9	21	0	0	0	0	5	0.0	0	1	0	1	

Additional Stats

Punt Returns: 1-23t at Chicago, 11/29/98

Career Touchdowns: 4

36 yd. interception return, vs. New Orleans, 12/23/01

37-yd. interception return, vs New York Jets, 9/24/00

24-yd. fumble return, vs. Chicago, 9/10/00

23-yd. deflected punt return, at Chicago, 11/29/98

Single-Game Highs

Tackles: 13, at Chicago, 12/16/01

Interceptions: 3, vs. New Orleans, 12/23/01

Passes Defended: 5, vs. Dallas, 12/3/00 and vs. Baltimore, 12/29/01

Long Interception Return: 56 yds., at Cincinnati, 12/27/98

Marco Battaglia

TIGHT END

HT: 6-3; WT: 249; BORN: 1/25/73

NEL: 7TH YEAR

ACQUIRED: UFA (WAS), 2002

COLLEGE: RUTGERS

#81



Marco, a New York native, was an honorary team captain for the New York's Finest in their 41-0 win over the Tampa Bay Posse in a game in Tampa that raised money for local children's charities and the NYPD's 9/11 fund for families of those killed at the World Trade Center.

Quick

Slants

Pro: Durable tight end who is a talented pass catcher and an improving blocker... Also a leader on special teams... Notched 71 career receptions for 660 yards (9.3 avg.) and two touchdowns... Has played in 91 career games with 11 starts... Elected by teammates as special teams captain for three straight seasons with Cincinnati (1998-2000)... Saw action in 88 consecutive games, stretching from opening

day 1996 until the eighth game of the 2001 season when he was inactive due to an emergency appendectomy... Signed to a three-year contract as a free agent by Tampa Bay on March 19, 2002 after spending his first six seasons with the Bengals and Redskins (on roster for last four games of 2001 season)... Drafted by Cincinnati in the second round (39th overall) of the 1996 NFL Draft.

2001: Played in 11 games with one start with the Washington Redskins and Cincinnati Bengals... Totaled 13 receptions for 118 yards in eight games with the Bengals and added one catch for nine yards in three contests with the Redskins... Saw action in first eight games of the season with one start for the Bengals... Was placed on the Reserve/Non-Football Illness list on November 17... Was then waived on December 10, but was immediately claimed off waivers by Washington the following day and spent the remainder of the season with the Redskins... Played on offense and on special teams in eight games for Cincinnati... In offensive starting lineup for Game 6, vs. Chicago (10/21), as offense opened in two-TE formation... When he missed the Tennessee game (11/18) after being placed on Non-Football Illness list, his team-long streak of 88 consecutive Bengals games played was snapped... Had not previously missed a game in six seasons... Had two catches for 20 yards in victory vs. Baltimore (9/23)... Had career highs in catches (4) and receiving yards (57) vs. Chicago (10/21)... Tied career-high with four catches at Jacksonville (11/11), gaining 33 yards... Claimed by Washington off waivers on December 11... Was inactive for the Redskins against Philadelphia, but played in final three games of the season for Washington vs. Chicago, at New Orleans and vs. Arizona... Grabbed one catch for nine yards in Redskins' season finale against Arizona.

2000: Season totals included 13 catches for 105 yards... Played in all 16 games with 10 starts... Started games 4, 7-10 and 12-16... Finished third on the team in total special teams snaps (245)... Had significant role as blocker as Bengals rose to second in NFL rushing (144.6 yards per game)... Was a key blocker vs. Arizona (12/3) as Cincinnati rushed for 292 yards, third-most in team history... Had two catches in three different games, vs. Miami (10/1), vs. Baltimore (11/5) and at Philadelphia (12/24).

1999: Posted career highs in catches (14) and yards (153), and his blocking helped Bengals rise to sixth in NFL in rushing yards (2,051) and third in yards per rush (4.6)... Played in all 16 games... Key blocker on kickoff return unit that helped Tremaine Mack post AFC-leading 27.1-yard average... Had three catches for 30 yards on vs. St. Louis (10/3), which would tie for his season high in receptions... Matched season high in catches with three, for 24 yards, at

Seattle (11/7)... Season-long reception was 30-yarder in victory vs. San Francisco (12/5), a 3rd-down-and-1 pass from Jeff Blake in second quarter that carried to 49ers 11-yard line, setting up Carl Pickens TD on the next play for a 17-7 Cincinnati lead.

1998: Grabbed 10 catches on the season for 47 yards and one touchdown... Saw action in all 16 games... His 317 special teams snaps led the team by 25 over second-place Billy Granville (292)... Had two special teams tackles at Baltimore (9/27) and vs. Pittsburgh (10/11)... Replaced starter Tony McGee in base offense at Tennessee (10/18), after McGee was ejected, but had no catches... Two receptions vs. Denver (11/1) covered only four yards, but one was a 1-yard fingertip catch of a Neil O'Donnell pass for a fourth-quarter TD; the score allowed the Bengals to pull into a 26-26 tie following two-point conversion... Also had two-catch games vs. Buffalo (12/6)- for nine yards and at Pittsburgh (12/20)- for 10 yards.

1997: Posted 12 catches on the season for 149 yards and one touchdown... Played in all 16 games... Catch of 19 yards from Jeff Blake at Tennessee (10/12) was Bengals' longest reception of day... Made key fumble recovery on kickoff coverage in victory vs. Jacksonville (11/23), covering Willie Jones' fumble at Jaguars 20 to set up Bengals TD and 14-0 lead... Career-high 42 receiving yards in season finale vs. Baltimore (12/21)... Made career-long 34-yard gain in first quarter vs. Ravens, setting up his first career TD, which came on an eight-yard pass from Boomer Esiason for the only score of game's first half.

1996: Totaled eight catches on the season for 79 yards... Played in all 16 games... Drafted by Bengals in second round (39th overall)... Two catches for 24 yards at San Diego (9/8), including season-long 17-yarder on which he withstood jarring tackle by Rodney Harrison... Coaches rated at San Francisco (10/20) as his top blocking effort... In coaches' special teams evaluations, tied for third on team in "key blocks" with three... Had four special teams tackles (all solos)... Recovered fumble at Falcons' 13-yard line in victory vs. Atlanta (11/24), covering muffed punt by Eric Metcalf... Sidelined during game vs. Denver (11/29) with rib cage strain, but returned to play the following week.

College: Finished Rutgers career as school's all-time receptions leader (171), and ranked second in receiving yards (2,221) and TDs (16)... Earned multiple first-team All-America honors as a senior, when he also was named Big East Offensive Player of the Year... Set Rutgers season records as a senior with 69 catches and 894 yards, and both those marks led the nation for tight ends... Had memorable game on network television as a senior vs. Penn State, with 13 catches for 184 yards, including TD catches of 17, 35 and four yards... Named Rutgers' MVP as a junior, when his 58 catches led the Big East... Majored in sociology at Rutgers.

Personal: Married to Maria, with one child, Ava... Earned all-state honors while playing for St. Francis HS as a safety, linebacker and wide receiver... Was an honorary team captain for New York's Finest in their 41-0 win over the Tampa Bay Posse in charity game that raised money for the NYPD's 911 Fund... Last name is pronounced "buh-TAG-lee-uh"... Born January 25, 1973 in Queens, New York.

Battaglia's Career Statistics

YEAR	TEAM	G-S	RECEIVING					RUSHING				
			NO.	YDS.	AVG.	LG	TD	NO.	YDS.	AVG.	LG	TD
1996	Cincinnati	16-0	8	79	9.9	17	0	0	0	0.0	0	0
1997	Cincinnati	16-0	12	149	12.4	34	1	0	0	0.0	0	0
1998	Cincinnati	16-0	10	47	4.7	16	1	0	0	0.0	0	0
1999	Cincinnati	16-0	14	153	10.9	30	0	0	0	0.0	0	0
2000	Cincinnati	16-10	13	105	8.1	15	0	0	0	0.0	0	0
2001	Cin./Wash.	11-1	14	127	9.1	17	0	0	0	0.0	0	0
Totals		91-11	71	660	9.3	34	2	0	0	0.0	0	0

Derrick Brooks

LINEBACKER

HT: 6-0; WT: 235; BORN: 4/18/73

NFL: 8TH YEAR

ACQUIRED: D1B, 1995

COLLEGE: FLORIDA STATE



Derrick, who was a co-recipient of the 2000 Walter Payton/NFL Man of the Year award, recently received a Giant Steps Award in civic leadership for his commitment and dedication to his "Brooks' Bunch" group.

Quick

Slants

Pro: Has established himself as one of the best linebackers in the National Football League... Anchors the league's only defense that has finished among the Top 10 in overall defense for five consecutive seasons (1997-2001)... Cemented his reputation as one of the best all-around linebackers by annually exhibiting his sure tackling skills and his cat-like quickness... Became the most prolific

tackler in franchise history this past season, producing 1,107 career tackles in his seven NFL seasons... Has been selected to each of the last five Pro Bowls (1997-2001), tied for the second-most all-time in club history... Led the defense in tackles for the fourth consecutive season in 2001 and has paced the club in that category in five of the past six seasons... Earned All-Pro honors from the Associated Press for the third consecutive year (first team honors in 1999 and 2000 and second team honors in 2001)... Was named Tampa Bay's Most Valuable Player for three consecutive seasons (1998-2000)... Received the 2000 Walter Payton/NFL Man of the Year award for his off-the-field achievements... Has played in 112 career games and is fifth on the club's all-time games started list with 109, including each of the last 96 contests... Can also boast 12 career interceptions, 12 forced fumbles, three fumble recoveries and 71 passes defended... Has also started six playoff contests, notching 71 career tackles. Has earned NFC Player of the Week honors three times and Player of the Month honors once during his career.

2001: Named to his fifth straight Pro Bowl and was also voted to the AP All-Pro second team... Also named to both *Football News* and *Pro Football Weekly's* All-NFC Team... Started all 16 games for the sixth straight season... Had 165 tackles (tops on the defense), three interceptions, one forced fumble and 11 passes defended on the year... Led the team in tackles in seven games... Started in his 105th career game against Detroit (12/9), moving into fifth place on the club's all-time games started list... Helped defense finish among the NFL's Top 10 (6th) for the fifth straight year, the only team in the league to do so... Set franchise record with 23 tackles (18 solo), breaking single-game mark previously held by Hardy Nickerson and himself, at Minnesota (9/30)... Also had an interception on the Vikings' opening possession, which led to a K Martin Gramatica FG, and added one pass defended... Had seven tackles and one pass defended despite suffering left foot sprain late in the game against Green Bay (10/7)... Seven tackles, one pass defended and one interception for seven yards, which led to the first touchdown at Tennessee (10/14)... Led the team with 12 tackles at Green Bay (11/4), surpassing the 1,000-tackle mark for his career... Led the defense in tackles with 13 at Detroit (11/11) and also had one forced fumble... Became club's all-time leading tackler with 10 tackles against Chicago (11/18)... Led the team in tackles at St. Louis (11/26) with 12 stops and also had two passes defended... The last pass defended led to an interception by S John Lynch that sealed the win... Roamed the field with a team-high 16 tackles at Cincinnati (12/2)... Had nine tackles against Detroit (12/9)... Had 10 tackles and one pass defended at Chicago (12/16)... Led the team in tackles with eight stops against New Orleans (12/23) and one pass defended... Named

NFC Defensive Player of the Week for his performance against Baltimore (12/29), leading the defense with 20 tackles, two passes defended and an interception... The interception was returned for 53 yards to the one-yard line and QB Brad Johnson scored two plays later... Led the team with nine tackles in playoff game at Philadelphia (1/12).

2000: Started all 16 games and playoff contest at WLB... Named recipient of Walter Payton/NFL Man of the Year Award and also chosen squad's Most Valuable Player... Collected 179 tackles, forced a career-high five fumbles, posted one interception return for a touchdown, 11 passes defended and had one sack... Led or tied for team lead in tackles in 10 of 16 games... Earned first-team All-Pro honors from the Associated Press, *Sports Illustrated*, *Pro Football Weekly*, *College and Pro Football Newsweekly*, *Football Digest* and *The Sporting News*... Opened the regular season at New England (9/3) with a team-leading 16 tackles (12 solo), a pass defended and forced a crucial third quarter fumble... Was named NFC Defensive Player of the Week for his efforts... Continued to lead the defense against Chicago (9/10) with 13 stops (11 solo)... Helped turn in the fourth shutout in team history and their first home blanking in 15 years... Led the team in tackles for the third consecutive week with an 11-tackle performance and a forced fumble at Detroit (9/17)... Had seven tackles against the Jets (9/24)... Had 17 tackles (12 solo) and contributed two passes defended at Washington (10/1)... Played another excellent game in a Monday Night matchup at Minnesota (10/9), totaling 11 tackles with one forced fumble... Had nine tackles and two passes defended in Thursday night prime-time matchup against Detroit (10/19)... Played spectacular game vs. Minnesota (10/29), recording his first career NFL touchdown on a 34-yard interception against Pro Bowl QB Daunte Culpepper in the second quarter... Also contributed seven tackles and two passes defended... Had 12 tackles at Atlanta (11/5)... Led the team in tackles with 15 at Chicago (11/19)... Tied a club record with a career-high 22 tackles against Buffalo (11/26) and added one sack... Named NFC Defensive Player of the Month for November for his efforts... Recorded 10 tackles and two passes defended vs. Dallas (12/3), as well as forcing a key fumble in the fourth quarter on Dallas RB Emmitt Smith... Showed great awareness in rainy day at Miami (12/10), recording 11 tackles and one pass defended... Helped hold the high-powered Rams (12/18) offense to less than 100 yards rushing on Monday Night game and had eight tackles and one pass defended... At Green Bay (12/24) had two tackles before leaving the contest with a right shoulder sprain... Returned to action the following week, collecting eight tackles in the Wild Card matchup at Philadelphia (12/31).

1999: Started all 16 games at weakside LB... Collected 180 tackles, recovered two fumbles and posted career-highs in INTs (4), passes defended (18), forced fumbles (2) and sacks (2)... Lone Buccaneer to crack every statistical category... Earned first-team All-Pro honors from the Associated Press, *Sports Illustrated*, *Pro Football Weekly*, *College and Pro Football Newsweekly*, *Football Digest* and *The Sporting News*... Racked up 12 tackles in season-opening loss to Giants (9/12)... Notched 13 stops at Philadelphia (9/19)... Recorded 10 tackles in 13-10 win over Denver (9/26)... Had seven tackles at Minnesota (10/3)... Added eight stops at Green Bay (10/10)... Named NFC Defensive Player of the Week after exceptional performance in 6-3 win over Chicago (10/24)... Racked up 13 tackles, four passes defended and career-high two INTs... Intercepted QB Cade McNown at the Bucs 21 in the third quarter... Picked off QB Jim Miller at midfield with 45 seconds left, one of three passes defended on Chicago's final drive... Posted eight tackles at Detroit (10/31)... Recorded 10 tackles in 31-16 win at New Orleans (11/7)... Also picked off QB Billy Joe Tolliver, returning the theft 38 yards to set up a TD... Collected a season-high 17 stops against Kansas City (11/14), also forcing a fumble that led to a FG... Racked up 14 tackles, one sack and one forced fumble versus Atlanta (11/21)... Fumble was snared by CB Donnie Abraham, who returned it 47 yards for a score... Blanketed the Kingdome turf, amassing 12 tackles, two passes defended, one INT and one sack in 16-3 win over Seahawks (11/28)... His pick set up a FG, while his 15-yard sack of QB Jon Kitna knocked Seattle out of FG range... Had eight tackles in Monday Night win over Vikings (12/6)... Racked up 16 tackles and broke up four passes in crucial division win over Lions (12/12)... Posted eight stops at Oakland (12/19)... Recorded 13 tackles, one pass defended and one fumble recovery in win over Packers (12/26)... Paced Bucs in tackles for 12th time, collecting 11 stops in division-clinching win at Chicago (1/2)... Set Tampa Bay playoff record with 18 tackles in 14-13 divisional win over Washington (1/15)... Added 17 stops against Rams in NFC Championship Game (1/23).

VETERANS

1998: Started in the Pro Bowl at outside linebacker and was a first-team All-Pro choice by *Sports Illustrated*, *USA Today* and *Football Digest*, a second-team All-Pro choice by the Associated Press and *College and Pro Football Newsweekly* and an All-NFC selection by *Pro Football Weekly* and *Football News*... Led all Buccaneers with 189 tackles (134, 55), the third-highest total in team history behind the 214 posted by Hardy Nickerson in 1993 and Nickerson's 194 in 1997... Also pitched in with one INT (returned 25 yards), five passes defended and one forced fumble... Reached double digits in tackles in nine of the team's 16 games and had at least 15 stops on seven occasions... Opened season with outstanding effort at Minnesota (9/6), leading the team with 17 tackles (12 solos)... Recorded 20 stops against Carolina (10/18), tying for the third-best single-game tackle mark in team history, just one behind the record of 21, achieved twice by Nickerson... Had 10 stops plus a crucial fourth-quarter INT in the Bucs' 27-24 win over Minnesota (11/1)... Helped Bucs to Monday Night Football win over Green Bay (12/7) by leading all defenders with 17 tackles... Key factor in holding Pittsburgh (12/13) to 166 total yards of offense, leading all players with 18 stops, including one for a six-yard loss.

1997: One of only five defensive players to start all 16 regular season and both playoff games... Posted 182 tackles, 1.5 sacks, two INTs, one forced fumble, one fumble recovery and 10 passes defended on way to earning first career Pro Bowl selection... Contributed to season-opening 13-6 defeat of San Francisco 49ers (8/31) by matching DT Warren Sapp with a team-best 11 tackles and assisting on a sack... In week-six contest at Green Bay (10/5), posted season-high 18 tackles, ending two Packer drives with clutch third-down stops to force punts... Hauled in first INT of season against New England (11/16), adding three tackles and a pair of passes defended... Two weeks later at New York Giants (11/30), had most complete outing of season, pacing team with 11 tackles, breaking up two pass attempts and snaring second INT of season on a diving effort at the Tampa Bay 10-yard line... Led team in post-season tackles with a combined 21 in two games, including team-high 13 in 20-10 wild card victory over Detroit (12/28) and another eight at Green Bay (1/4).

1996: Started all 16 games at RLB and led team with 133 tackles (92, 41)... Broke Nickerson's three-year string of leading the defense in tackles... Provided outstanding pass coverage as well, tying for the team lead with 12 passes defended, the most ever recorded in a single season by a Tampa Bay linebacker... Turned in Buccaneers' top single-game performance of the year during nationally-televvised game at Denver with career-best 19 tackles (18 solos), an INT and a pass defended... In game at Minnesota (12/15), led squad with 11 stops, while also forcing a Viking fumble and recording one pass defended.

1995: Enjoyed productive rookie campaign, earning starting spot in training camp... Was perhaps top rookie LB in league as evidenced by First Team All-Rookie honors from *Pro Football Weekly*, *PFWA*, *Football News* and *College and Pro Football Newsweekly*... Appeared in all 16 games with 13 starts at RLB... Three non-starts came when Bucs opened with extra DBs against run-and-shoot teams... Ranked second on club with 79 tackles (60, 19) to go with one sack, one forced fumble, four passes defended and three special teams solos... In first NFL game, started at RLB and notched seven tackles and a pass breakup in win at Philadelphia (9/3)... In best outing, was team's Player of the Game at Minnesota (12/3) with seven solos, first career sack and a forced fumble... Drafted by Buccaneers with second of two first-round picks (28th overall) in 1995... First-round choice to pick Brooks was obtained from Cowboys for pair of 1995 second rounders.

College: Four-year letterman at Florida State... Played first season at safety before shift to linebacker... Career statistics included 274 tackles (153, 121), five INTs, 8.5 sacks, 13 passes defended, four forced fumbles and three fumble recoveries... Senior honors included First Team All-America by American Football Coaches, UPI and Walter Camp... Also a GTE Academic All-America choice... First Team All-Atlantic Coast Conference choice, and was selected for Senior Bowl... For two straight years, finalist for Vince Lombardi Award, symbolic of nation's top lineman/linebacker... In nine starts, finished second on team with 77 tackles (41, 36) to go with three INTs, three sacks, six passes defended, one forced fumble and one fumble recovery... As a junior, was named First Team All-America by Football Writers' Association and Walter Camp... Consensus First Team All-ACC choice and was that

conference's Defensive Player of the Year... Finalist for the Butkus Award, the Lombardi Award and the Football Writers' Defensive Player of the Year award... Racked up 77 tackles (47, 30), two INTs, two sacks, five passes defended, two forced fumbles and two fumble recoveries... Had two TDs on INT returns which tied single-season school record set by Deion Sanders and Terrell Buckley... Three defensive TDs overall tied John Wessel's FSU mark... Missed two games due to ankle injury... Earned sophomore All-America honors from *Football News* and was also a First Team All-ACC choice... Started all 11 games at OLB and produced career-best 98 tackles (55, 43), 3.5 sacks and a fumble recovery... One of only two true freshman to earn a letter... Saw action in all 11 matches and produced 22 tackles (10, 12) as a reserve strong safety... Was moved to outside LB in spring practice prior to second season... Originally graduated from Florida State with a bachelor of arts degree in business communications, then added his masters degree in the same subject, graduating again from FSU in 1999.

Personal: Has daughter Brianna Monai (6) and two sons, Derrick Brooks, Jr. (3) and Darius Dewan... Owns Freedom Financial Mortgage Corporation and Hit 55 Inc., which features a website, Hit55.com... Focuses charitable endeavors on children and has done considerable work with March of Dimes, D.A.R.E. and the Audley Evans Center, an after-school youth center... For fifth consecutive year in 2001, hosted "Brooks Bunch," a group of 20 kids from various bay area youth organizations whom he invites to every Buccaneer home game... Also takes Brooks Bunch participants on an annual out-of-town field trip, including the 1999 visit to Washington, D.C, a two-week trip to Africa in 2000 and a visit to the Western United States in 2001, including stops at historical sites, including the Grand Canyon... Received a 2002 Giant Steps Award from the National Consortium for Academics and Sports this past spring for his dedication to using his appeal as an athlete to positively affect social change... Winner of 2002 EDDIE (Excellence, Dedication, Devotion, In Education) Award from the Hillsborough Education Foundation in the educational visionary category... One of three recipients of a 2001 Silver Medallion Humanitarian Award by the National Conference for Community and Justice... Named to Florida State's Hall of Fame and the school's All-Time Team in 2000... Received honors from the Florida Sports Awards in both 2000 and 2001 for his civic duty... Recently featured in a commercial with Pro Bowl S John Lynch for the VISIT FLORIDA organization to promote resident travel within the state of Florida... Was the recipient of the *Tampa Tribune* People's Champion Award in 1998... Earned first college degree in December, 1994, five months early... Attended the Craig James School of Broadcasting and is interested in pursuing broadcasting career following conclusion of playing career... Co-hosts weekly 30-minute radio call-in show... Cousin of former Buccaneer RB Melvin Carver... Attended Booker T. Washington High School in Pensacola, lettering in football and basketball... His alma mater named an athletic facility after him and Roy Jones, Jr... As a senior, was *USA Today* High School Defensive Player of the Year, a first team *Parade* All-America selection and a first team all-state pick... Rated best safety in country by several recruiting services and was ranked as best defensive player in country by Super Prep... Was high school honor student, graduating with 3.94 average... Born Derrick Dewan Brooks on April 18, 1973 in Pensacola, Florida.

Brooks' Career Statistics

YEAR	TEAM	G-S	TACKLES			TURNOVERS				SACKS		ST TACKLES			
			SOLO	AST.	TOT.	FF	FR	INT.	YDS.	PD	NO.	YDS	S	A	T
1995	Tampa Bay	16-13	60	19	79	1	0	0	0	4	1.0	10	3	0	3
1996	Tampa Bay	16-16	92	41	133	1	0	1	6	12	0.0	0	6	0	6
1997	Tampa Bay	16-16	118	64	182	1	1	2	13	10	1.5	0	0	0	0
1998	Tampa Bay	16-16	134	55	189	1	0	1	25	5	0.0	0	0	0	0
1999	Tampa Bay	16-16	122	58	180	2	2	4	61	18	2.0	22	0	0	0
2000	Tampa Bay	16-16	130	49	179	5	0	1	34t	11	1.0	2	0	0	0
2001	Tampa Bay	16-16	110	55	165	1	0	3	65	11	0.0	0	0	0	0
TOTALS		112-108	766	341	1,107	12	3	12	204	71	5.5	34	9	0	9
PLAYOFFS		6-6	44	27	71	0	0	0	0	0	0.0	0	0	0	0

Single-Game Highs

Tackles: 23, at Minnesota, 9/30/01

Sacks: 1, five times, last vs. Buffalo, 11/26/00

Interceptions: 2, vs. Chicago, 10/24/99

Additional Stats

Career Touchdowns: 1, 34-yd. interception return, vs. Minnesota, 10/29/00

Corey Chamblin


CORNERBACK

HT: 5-10; WT: 189; BORN: 5/29/77

NFL: 2ND YEAR

ACQUIRED: FA, 2002

COLLEGE: TENNESSEE TECH



Corey, who totaled 161 tackles at Tennessee Tech, also served as a senator on the student government association.

Quick

Slants

Pro: Quick and aggressive cover man who signed as a free agent with Tampa Bay on January 28, 2002... Steady special teams performer... Signed with Baltimore as a college free agent on 4/23/99 and was waived on 9/5/99... Signed to the Jacksonville practice squad on 9/7/99 before being waived on 9/21/99, and then was signed to the active roster by Jacksonville on September 21, 1999...

Appeared in 11 regular season games for the Jaguars, all on special teams, notching three special teams tackles and a blocked punt in a divisional playoff game vs. Miami (1/15/00)... Waived by Jacksonville on 8/22/00... Signed as a free agent with Green Bay on 8/2/01 before being waived on 8/27/01.

2001: Spent 2001 training camp with Green Bay but did not play during the regular season.

College: Played in 43 games at Tennessee Tech with 35 starts, totaling 161 tackles, three interceptions, eight passes defended and two blocked punts... Named Preseason All-Ohio Valley Conference.

Personal: Earned four letters in football and track at Ensley High School in Birmingham, Alabama... Led high school team to two area championships... Served as a senator on the student government association... Born Corey Jermaine Chamblin on May 29, 1977 in Birmingham, Alabama.

Jeff Christy

CENTER

HT: 6-2; WT: 285; BORN: 2/3/69

NFL: 10TH YEAR

ACQUIRED: UFA (MIN), 2000

COLLEGE: PITTSBURGH



Pro: A three-time Pro Bowler (twice with Minnesota and once with Tampa Bay) who will anchor Tampa Bay's offensive line in 2002... Enters third year with the Buccaneers after spending first seven seasons with the Minnesota Vikings... Strong, mauling run blocker who possesses deceptive speed to pull outside the pocket... Provided solid pass protection that enabled Brad Johnson to set four single-season passing records last season... Has seen action in 132 NFL games with 123 starts, including starts in 63 of the last 64 contests... Has played in nine career playoff games with eight starts... Has blocked for a 1,000-yard rusher in five of his eight seasons as a starter.

2001: Started 15 games and one playoff game... Helped QB Brad Johnson establish four single-season records, including best completion percentage (60.8%) and most pass completions (340)... Part of offensive line that blocked for Pro Bowl FB Mike Alstott, who rushed for a career-high 10 TDs... Played role in allowing WR Keyshawn Johnson to set a club single-season mark with 106 receptions... Missed season opener at Dallas (9/9) due to a left knee sprain, his first missed start since 1997... Returned for second game at Minnesota (9/30)... Helped pave the way for season-high 177 yards rushing against Minnesota (10/28)... Helped Buccaneer QB Brad Johnson complete his first 14 pass attempts at Cincinnati (12/2)... Keyed an offensive attack which tied a single-game record with 48 points against New Orleans (12/23).

2000: Started all 16 games and one playoff game in his first year as a Buccaneer... Earned third consecutive Pro Bowl nod as the starting center... Made immediate impact, helping the ground attack produce 140 yards rushing and two touchdowns at New England (9/3)... Helped pave the way for 156 yards rushing and 41 points on the board against Chicago (9/10)... Controlled the front line at Detroit (9/17) as the offense racked up 120 yards on 39 carries... Returned to Minnesota (10/9) for the first time and helped QB Shaun King put up career-highs in attempts (40) and completions (26)... Started his 100th game against Minnesota (10/29) and enabled QB Shaun King to throw for a career-high four touchdowns... Provided solid run blocking for RB Warrick Dunn to have a career day with 210 yards rushing against Dallas (12/3)... Helped Dunn rush for three touchdowns in Monday Night matchup against St. Louis (12/18)... Protected King in terrible conditions at Green Bay (12/24), helping the signal caller throw for 237 yards and one touchdown.

1999: Started all 16 games and two playoff contests for potent Vikings offense that finished third in the NFL (362.1 yards per game)... Earned second consecutive Pro Bowl nod... Named first-team All-NFL by *Pro Football Weekly*... Selected first-team All-NFC by *Football News*... Helped RB Robert Smith crack the 1,000-yard rushing barrier for the third consecutive season... Keyed offense that produced a 100-yard rusher and receiver for the second time in Vikings playoff history in 27-10 wild card win over Dallas (1/9).

1998: Started all 16 games (plus two playoff games), earning first career Pro Bowl nod...

Quick
Jeff and his wife, Kristen, created a program called Brookwood Birthdays, which ensures that every girl in Brookwood - a group home in St. Petersburg for victims of abuse, neglect or violence - receives a birthday cake, card and a gift certificate.

Slants

VETERANS

First Minnesota C to be selected to the Pro Bowl since Mick Tingelhoff in 1969 ... Named second-team All-Pro by the Associated Press... Earned All-Pro honors from *Sports Illustrated*... Also named All-NFC by *Football News* and *Pro Football Weekly* ... Selected to the All-Madden Team... Allowed just one sack in 16 games... Paved way for offense that racked up a league record 556 points... Helped Smith and RB Leroy Hoard combine for 1,666 rushing yards, the most ever by a Vikings duo... Allowed QB Randall Cunningham to throw a team-record 34 TDs... Broke a bone in his left hand in the first quarter of a win over Jacksonville (12/20), but played the remainder of the game.

1997: Started first 12 games before breaking his left ankle against Jets (11/23)... Placed on injured reserve three days later... Injury snapped streak of 60 consecutive starts... Team averaged 117.6 rushing yards per game and went 8-4 during his 12 starts.

1996: Started all 16 games, plus one playoff contest... Helped Vikings average 325.3 yards per game, good for fifth in the NFC.

1995: Started all 16 games... Lone Vikings offensive lineman to not miss a game due to injury... Helped Minnesota average a then-team record 371.1 yards per game, good for fourth in the league.

1994: Cracked starting lineup, starting all 16 games plus one playoff contest... Helped Vikings finish third in the NFL in total offense and passing offense... Paced line that yielded just 31 sacks in 704 pass attempts, the second-best ratio (22.7) in team annals.

1993: Played in nine games, primarily on special teams... Saw his first NFL action on kickoff return team versus San Francisco (10/3)... Returned to field against Denver (11/14), then played in the remaining seven games of the season... Joined the Vikings as a free agent on March 11.

1992: Spent entire season on the Phoenix Cardinals' practice squad... Drafted by the Cardinals in the fourth round (91st overall) of the 1992 NFL Draft.

College: Four-year letterman at the University of Pittsburgh... Earned All-Big East honors as a senior... Played in the Blue-Gray Game and the Senior Bowl... Did not play offensive line until his junior campaign... Played FB and punted as a sophomore after lining up at LB his freshman season... Collected 35 tackles as a freshman... Majored in liberal studies.

Personal: Married to Kristen; couple has two daughters, Kennedy and Nicolette, and son, Mac... Nicknamed "Krusty"... Brother, Greg, played T for the Buffalo Bills in 1985... Lettered four years at Freeport (PA) High School, serving as team captain his senior season... Rushed for 2,824 career yards and 42 career TDs... Also lettered in baseball and track... Owns the lone Jeep Wrangler that has been modified with a Dodge Viper engine... Joined vehicle producer Dan McKeag to watch the Jeep participate in the Moab Offroad Rally last spring... Jeff and his wife, Kristen, created a program called Brookwood Birthdays, which ensures that every girl in Brookwood — a group home in St. Petersburg for victim of abuse, neglect or violence — receives a birthday cake, card and a gift certificate... Active in the Minneapolis/St. Paul community with the Children's Miracle Network and the Leukemia Society... Born Jeffrey Allen Christy on February 3, 1969 in Freeport, Pennsylvania.

Christy's Career Statistics

GAMES/STARTS: 1993: 9/0 (P: 1/0), 1994: 16/16 (P: 1/1), 1995: 16/16, 1996: 16/16 (P: 1/1), 1997: 12/12, 1998: 16/16 (P: 2/2), 1999: 16/16 (P: 2/2), 2000: 16/16 (P: 1/1), 2001: 15/15 (P: 1/1).

9-YEAR TOTALS: 132/123 (P: 9/8).

P = Playoffs

Cosey Coleman


GUARD

HT: 6-4; WT: 322; BORN: 10/27/78

NFL: 3RD YEAR

ACQUIRED: D2, 2000

COLLEGE: TENNESSEE



Pro: Proved to be an outstanding addition to Tampa Bay's offensive line in his first season as the starting right guard... Hard worker who boast a tremendous upside and quickly learned the Bucs' system... Athletic lineman who excels in pass protection stunts... Provided solid protection for QB Brad Johnson to establish four single-season passing records in 2001... Entering his second season as Tampa Bay's starting right guard... Tabbed as Bucs' first overall selection (second round, 51st overall) in 2000 after Tampa Bay traded up six spots and sent its fourth-round selection (120th overall) to the Carolina Panthers... At the time, was Tampa Bay's highest drafted offensive lineman since T Jerry Wunsch was selected in the second round (37th overall in 1997)... Signed a four-year contract on the first day of 2000 training camp.

2001: Started all 16 games and playoff game... Played role in allowing WR Keyshawn Johnson to set a club single-season mark with 106 receptions... Helped QB Brad Johnson establish four single-season records, including best completion percentage (60.8%) and most pass completions (340)... Part of offensive line that blocked for Pro Bowl FB Mike Alstott, who rushed for a career-high 10 TDs... Helped pave the way for season-high 177 yards rushing against Minnesota (10/28)... Helped Buccaneer QB Brad Johnson complete his first 14 pass attempts at Cincinnati (12/2)... Keyed an offensive attack which tied a single-game record with 48 points against New Orleans (12/23).

2000: Played in eight games at both guard positions... Saw first action as a pro in week one at New England (9/3)... Substituted and helped the Buccaneers tie a season-high with 41 points in a win over Chicago (9/10)... Saw action when starting G Randall McDaniel lined up in the backfield at Detroit (9/17)... Provided key depth at Atlanta (11/5)... Saw late game action against Dallas (12/3), helping RB Rabih Abdullah set career marks in attempts (10) and yards (38).

College: Bypassed his senior season to enter NFL Draft... Started 35 games over three seasons, including 30 consecutive games at RT... Capped off stellar career by earning All-America honors from the Associated Press, Walter Camp, Football Writers Association of America, American Football Coaches Association and *Football News* as a junior in 1999... Also named an All-SEC first-team selection... Started all 12 games at RG and did not allow a sack... Named to the All-SEC first-team and Associated Press second-team, helping Volunteers to 13-0 mark and national title as a sophomore... Started all 12 games, 11 at RG and one at RT... Did not allow a sack in final 11 contests... Appeared in 12 games as a freshman in 1997... Started the final six contests at RT, including the FedEx Orange Bowl... Named to the SEC All-Freshman Team and to the *Knoxville News-Sentinel* SEC All-Freshman Team... Majored in general studies.

Personal: Earned *USA Today* All-America honors at DeKalb High School in Clarkston, Georgia... Four-year starter at T and three-year starter at DT... Two-time all-state performer

Cosey helped lead the University of Tennessee to a 13-0 mark and the 1998 national title in his sophomore season.

Quick

Slants

VETERANS

who graded out at 86 percent for blocking consistency... Also produced 86 tackles and three forced fumbles as a senior DT... Also lettered in basketball... Born Cosey Clinton Coleman on October 27, 1978 in Clarkston, Georgia.

Coleman's Career Statistics

GAMES/STARTS: 2000: 8/0 (P:0/0), 2001: 16/16 (P: 1/1).
2-YEAR TOTALS: 24/16 (P: 1/1).

P = Playoffs

Jameel Cook

FULLBACK

HT: 5-10; WT: 237; BORN: 2/8/79

NFL: 2ND YEAR

ACQUIRED: D6A, 2001

COLLEGE: ILLINOIS



An accomplished football player at Southridge (Miami, FL) High School, Jameel led his team to a district title and a state-runner up finish in 1996.

Quick

Slants

Pro: Physical, bruising fullback who made tremendous strides as a powerful lead blocker for Tampa Bay's rushing attack... Developing talent who was a pleasant surprise in his rookie campaign... Played in 16 games with three starts in his first NFL season... Developed into a consistent pass-catching threat out of Tampa Bay's backfield.

2001: Saw action in all 16 games with three starts (vs. Green Bay, at Tennessee and vs. Minnesota)... Also played in playoff contest at Philadelphia... Two rushes for two yards and 17 receptions (seventh-best on the team) for 89 yards on the year... Made NFL debut at Dallas (9/9), substituting at FB and recording one reception for four yards... Played important role blocking at FB after RB Warrick Dunn went down with injury and starting FB Mike Alstott became the feature back at Minnesota (9/30)... Had impressive first career start at FB against Green Bay (10/7), contributing four catches for 18 yards... Made second career start at Tennessee (10/14)... Started third game at FB against Minnesota (10/28), paving the way for 177 yards rushing and contributing two yards on two carries... Came off the bench at Green Bay (11/4), notching two receptions for 13 yards... Came off the bench at FB and caught one pass for seven yards at Cincinnati (12/2)... Substituted at FB against Detroit (12/9) and threw the key block on RB Mike Alstott's 24-yard touchdown run for the lone score of the day... Also had one reception for three yards... Helped pave the way for Buccaneer runners to rush for 157 yards and also caught two passes for 23 yards against New Orleans (12/23)... Saw extensive action at FB against Philadelphia (1/6) and also caught a career-high five passes for 21 yards (4.2 avg.).

College: Totaled 64 career receptions for 506 yards and six TDs... Shifted to FB after playing RB in his freshman season... Started 10 games at FB as a junior in 2000... Finished second on the Illini with 34 receptions for 218 yards (6.4 avg.) and a touchdown... Also rushed for 215 yards on 49 carries (4.4 avg.)... Played in 12 games as a sophomore in 1999, starting at FB in the final six contests, including the Micron PC.com Bowl... Finished fourth on the team with 26 catches for 288 yards (11.1 avg.) and five TDs... Added 19 carries for 121 yards (6.4 avg.)... Saw action in 10 games as a freshman in 1998... Rushed for 190 yards on

48 carries (4.0 avg.)... Entered the NFL Draft after his junior season... Majored in communications.

Personal: Has a son, Jameel, Jr.... Named a two-time all-Dade County and all-South Dade area selection during his three-year career at Southridge (Miami, FL) High School... Rushed for 2,429 yards and 35 TDs in two seasons... Earned numerous accolades as a senior, including all-america, all-region, all-state, all-district and all-prep honors... Led district in rushing with 1,051 yards and 20 TDs as a senior... Led Southridge to a 20-4 record, including a district championship and state runner-up finish as a junior... Also lettered in baseball... Born Jameel A. Cook, Sr. on February 8, 1979 in Miami, Florida.

Cook's Career Statistics

YEAR	TEAM	G-S	NO.	RUSHING				NO.	RECEIVING			
				YDS.	AVG.	LG	TD		YDS.	AVG.	LG	TD
2001	Tampa Bay	16-3	2	2	1.0	2	0	17	89	5.2	16	0
TOTALS		16-3	2	2	1.0	2	0	17	89	5.2	16	0
PLAYOFFS		1-0	0	0	0.0	0	0	0	0	0.0	0	0

Single-Game Highs

Rushes: 2, vs. Minnesota, 10/28/01
Rushing Yards: 2, vs. Minnesota, 10/28/01

Receptions: 5, vs. Philadelphia, 1/6/02
Receiving Yards: 23, vs. New Orleans, 12/23/01

Chartric Darby


DEFENSIVE TACKLE

HT: 6-0; WT: 270; BORN: 10/22/75

NFL: 2ND YEAR

ACQUIRED: FA, 2000

COLLEGE: SOUTH CAROLINA STATE



Pro: Tireless worker whose penchant for being a disruptive force in the opponents' backfield helped him earn a roster spot on Tampa Bay's defensive line... Re-signed with Tampa Bay as a free agent on January 9, 2001 after spending the entire 2000 season on the team's practice squad... Has seen action in 13 career games... Made an impact during the 2001 preseason, racking up a team-high 2.5 sacks... Spent the 2000 season on the Buccaneers' practice squad... Can play both the tackle and end positions... Spent the 2000 offseason with NFL Europe's Barcelona Dragons.

Chartric holds the school record at South Carolina State University with 45.5 career sacks.

Quick

Slants

2001: Played in 13 games (all but at Cincinnati, vs. New Orleans and vs. Baltimore)... Totaled eight tackles, two sacks for 11 yards and one fumble recovery... Backed up on the defensive line and contributed the first two tackles of his career at Tennessee (10/14)... Contributed two tackles and his first career sack against Minnesota (10/28)... Notched two tackles, one sack and one fumble recovery at Detroit (11/11)... Was declared inactive against New Orleans (12/23) and against Baltimore (12/29)... Did not play in playoff game at Philadelphia (1/12).

College: Four-year letterman at South Carolina State, where he holds the school record with 45.5 career sacks... Also finished with 258 career tackles (165 solo), 55 tackles for losses and

VETERANS

seven fumble recoveries... Was named the Bulldogs' Outstanding Defensive Lineman for three consecutive seasons (1995-97)... Earned first-team All-MEAC honors his junior and senior seasons... Played in all 12 games as a senior... Named the team's Co-Most Valuable Player after posting career-highs in tackles (103), sacks (22), tackles for losses (26) and fumble recoveries (4)... Earned numerous honors, including being tabbed a Sheridan Broadcasting Network All-America and a second-team All-America selection by The Sports Network... Also named to Don Hansen's *Weekly Gazette* Division I All-America team... Finished as the runner-up for the MEAC Defensive Player of the Year... Played in 10 games as a junior... Posted 64 tackles (51 solo), nine sacks and 13 tackles for losses... Earned All-MEAC honorable mention honors as a sophomore... Racked up 80 tackles (54 solo), 12 sacks, 14 tackles for losses and three fumble recoveries... Had 11 tackles and 2.5 sacks as a freshman... Majored in business.

Personal: Earned all-state honors at North (SC) High School... Lettered in football for four seasons... Born October 22, 1975 in North, South Carolina.

Darby's Career Statistics

YEAR	TEAM	TACKLES			TURNOVERS					SACKS		
		G-S	SOLO	AST.	TOT.	FF	FR	INT.	YDS.	PD	NO.	YDS
2001	Tampa Bay	13-0	5	3	8	0	1	0	0	0	2.0	11
TOTALS		13-0	5	3	8	0	1	1	0	0	2.0	11
PLAYOFFS		0-0	0	0	0	0	0	0	0	0	0.0	27

Single-Game Highs

Tackles: 2, three times, last at Detroit, 11/11/01

Ken Dilger


TIGHT END

HT: 6-5; WT: 250; BORN: 2/2/71

NFL: 8TH YEAR

ACQUIRED: FA, 2002

COLLEGE: ILLINOIS



Ken, who was selected to his first Pro Bowl in 2001, has posted more than 40 receptions in a single season on four different occasions.

Quick

Starts

Pro: A physical playmaker who has been one of the league's most productive tight ends ... Signed by the Buccaneers to a three-year contract on April 17, 2002 after spending his first seven NFL seasons with the Indianapolis Colts... Played in 109 career regular season games, starting 106... Also started in six post-season games... Has missed just one game over the last four seasons... Big target who boasts 261 career receptions for 3,181 yards (12.2) and 18 TDs... Named to his first Pro Bowl in 2001... Caught an 18-yard TD from Rich Gannon in the game... Finished Colt career tied with John Mackey (1965-68) for most 40+ reception seasons among Colts tight ends... Ranks second among Colts tight ends in receptions (Mackey, 320)... Registered receptions in 94 of 109 career games, including multiple receptions in 69 games... Recorded career-best 47 receptions in 2000 along with 538 receiving yards and three touchdowns... Yardage total ranked second behind his career-high 636 yards in his rookie season... Voted to *Football Digest* NFL All-Pro Team in 1999... Originally entered the league as a second round pick (48th overall) of the Colts during the 1995 NFL Draft.

2001: Named to first Pro Bowl... Grabbed 32 passes for 343 yards with one TD on the year... Started all 16 games... Notched two receptions for 28 yards in season opener at N.Y. Jets (9/9)... Posted two catches for 51 yards, including a season-long 44-yarder, against Buffalo (9/23)... Reeled in three passes for 28 yards vs. San Francisco (11/25) and added three catches for 32 yards at Baltimore (12/2)... Caught season-high four balls for 32 yards at Miami (12/10)... Snared lone touchdown on a 12-yard pass from Peyton Manning vs. Atlanta (12/16)... Tied season-high with four receptions for 38 yards against N.Y. (12/23)... Caught an 18-yard TD from Rich Gannon in the AFC-NFC Pro Bowl.

2000: Started all 16 games as tight end... Career-best 47 receptions in 2000 along with 538 receiving yards and three touchdowns... Career-high single-game reception total in 2000 with eight receptions for 96 yards vs. Oakland (9/10)... Started in playoff game at Miami (12/30) and had three receptions for 16 yards.

1999: Started 15 games at tight end... Caught 40 passes for 479 yards and two TDs... Recipient of Unsung Hero Award... Three receptions for 36 yards at San Diego (9/26)... Three catches for 25 yards and a 10-yard touchdown vs. Cincinnati (10/24)... Totaled four catches for 59 yards at NY Jets (10/17)... Season-high five catches for 80 yards at Miami (12/5)... Season-long 30-yard grab vs. Kansas City (11/7)... Three catches for 35 yards and one TD vs. Washington (12/19)... Team-high five catches and 52 yards receiving at Buffalo (1/2)... Started at tight end and had two catches for 12 yards vs. Tennessee (1/16) in the postseason.

1998: One of seven Colts to start 16 games... 31 catches for 303 yards and one TD... Recipient of Unsung Hero Award... Five catches for 45 yards at Atlanta (12/6)... Four catches for 61 yards at Seattle (12/20)... Four catches for 38 yards at New England (9/13)... Four catches for 22 yards vs. NY Jets (11/15)... Nine-yard touchdown at Miami (11/8) for lone score of season... Ran in two-point conversion vs. San Diego (10/4)... Recovered onside kick and returned it 14 yards to San Diego 25 with 1:45 remaining to set up FG in 17-12 win.

1997: Started all 14 games he appeared in... 27 catches for 380 yards and three TDs... Inactive vs. NY Jets (10/5) and at Pittsburgh (10/12) with hamstring injury suffered at Buffalo (9/21)... Jets game ended streak of 33 consecutive starts... Named AFC Offensive Player-of-the-Week after posting five catches for 100 yards and three TDs receiving vs. Miami (12/14)... First AFC tight end to receive honor since week 15 of 1993 (Shannon Sharpe, Denver)... Posted three receiving scores for only ninth time in club history and only second time by tight end (Mutscheller vs. Green Bay at Milwaukee 10/13/57)... Joined running back Eric Dickerson (10/31/88 vs. Denver) and running back Lenny Moore (10/4/58 vs. Chicago) as only Colts with three TDs in one quarter... Had seven-yard, eight-yard, and 31-yard receptions from Jim Harbaugh, all in second quarter... Also had season-long 43-yard catch... Six receptions for 96 yards vs. Green Bay (11/16), including 27- and 28-yard receptions on game-winning fourth-quarter field-goal drive... Three receptions for 15 yards vs. New England (9/7), vs. Tampa Bay for 37 yards (11/2) and vs. Cincinnati for 44 yards (11/9)... One solo special teams tackle at Minnesota (12/21).

1996: One of four Colts to start all 16 games... Second on team in receiving TDs (four), third in yardage (503) and fourth in receptions (42)... Seven receptions for 156 yards and one TD receiving at NY Jets (9/8), the most reception yards by Colts' tight end in club history (Mackey, five for 144 vs. Minnesota, 12/8/63)... 22-yard touchdown and season-long 51-yard reception... Also had 28- and 29-yard grabs... Six catches for 43 yards and one-yard TD at Cincinnati (12/22)... 40-yard reception at Washington (10/27)... Eight-yard touchdown reception at Dallas (9/15)... One-yard touchdown vs. Miami (9/23)... Caught one pass for four yards at Pittsburgh (12/29) in the postseason.

1995: Started final 13 games... 42 catches for 635 yards and four TDs... All three totals eclipsed receiving totals of three Colts tight ends in 1994 (18-203, 1 TD)... Posted a reception in every game except at Carolina (12/3)... Outperformed three ends chosen ahead of him in 1995 draft (Kyle Brady, 9th overall by Jets, 26-252-2 TDs; Mark Bruener, 27th overall by Pittsburgh, 26-238-3 TDs; Christian Fauria, 39th overall by Seattle, 17-181-1 TD)... Caught seven passes for 125 yards and one TD vs. San Francisco (10/15), also had 15-yard touchdown... Five catches for 74 yards, with long of 36, in playoff-clinching win vs. New England

VETERANS

(12/23)... Four catches for 92 yards at Miami (10/8) with grabs of 38 and 25 yards... 39-yard receptions vs. Buffalo (11/5) and vs. Miami (11/26)... 16-yard TD at Jacksonville (12/10), three-yard TD at New England (11/19) and 13-yard TD vs. San Diego (12/17) for other scores... Started all three games in the postseason... Totaled three catches for 39 yards and one TD (a two-yard reception at San Diego (12/31).

College: Four-year letterman and three-year starter at Illinois... Career totals included 39 games with 33 starts... 81 career receptions for 1,008 yards and eight TDs... As a senior, caught 41 passes for 547 yards and five TDs in 1994... Started 11 games as a senior... Climaxed career with seven receptions for 60 and 17-yard touchdown in 30-0 Liberty Bowl victory over East Carolina... Started 11 games as a junior, totaling 17 catches for 212 yards and two TDs receiving... Saw reserve action in six games in injury-plagued sophomore season and posted six catches for 42 yards receiving... Team's Most Improved Player as a freshman in 1991... Started 11 games and totaled 17 catches for a freshman school-record 207 yards and one TD receiving... Redshirted in 1990... Worked as QB and LB on scout team before moving to TE... Sat out 1989 to work, enrolling in school in time for 1990 spring practice... Majored in marketing.

Personal: Married to Heidi... Family includes daughter Jessica and son Zachary... Recipient of 1999 Playoff NFL Players Award by NFL Players Association for his contributions both on the field and in the community... Plays host to Ken Dilger Charity Golf Classic each summer to benefit Dilger Foundation and has raised more than \$75,000 for Muscular Dystrophy Association and local charities... Dilger and his wife, Heidi, founded the Dilger Foundation for Children to benefit various children's charities... Foundation has made donations to Riley Hospital for Children, Muscular Dystrophy Association, Juvenile Diabetes Foundation, Spina Bifida Association and Educational Choice Trust... Won \$54,500 for foundation on NFL Wheel of Fortune Week... Participated in Colts Gridiron Geography program... Helped promote the I.S.T.E.P. exam for the Indiana Department of Education... Instructor for Colts 101, an annual women's football clinic... Participated in 2000 Cadillac NFL Golf Classic... Participated in the Third annual Reggie Bowl to benefit the Reggie Miller Foundation... Created his own web site, kendilger.com... Was team captain as QB at Heritage Hills High School... Passed for school career record 3,750 yards as quarterback, including school single-season mark of 2,005 yards as a senior... Earned all-conference honors in basketball and baseball... Born Kenneth Ray Dilger on February 2, 1971 in Mariah Hill, Indiana.

Dilger's Career Statistics

YEAR	TEAM	G-S	RECEIVING					RUSHING				
			NO	YDS	AVG	LG	TD	NO.	YDS	AVG	LG	TD
1995	Indianapolis	16-13	42	635	15.1	42	4	0	0	0.0	0	0
1996	Indianapolis	16-16	42	503	12.0	51	4	0	0	0.0	0	0
1997	Indianapolis	14-14	27	380	14.1	43	3	0	0	0.0	0	0
1998	Indianapolis	16-16	31	303	9.8	27	1	0	0	0.0	0	0
1999	Indianapolis	15-15	40	479	12.0	30	2	0	0	0.0	0	0
2000	Indianapolis	16-16	47	538	11.4	32	3	0	0	0.0	0	0
2001	Indianapolis	16-16	32	343	10.7	44	1	0	0	0.0	0	0
TOTALS		109-106	261	3,181	12.2	51	18	0	0	0.0	0	0
PLAYOFFS		6-6	9	71	7.8	30	1	0	0	0.0	0	0

Single-Game Highs

Rushes: 2, vs. Minnesota, 10/28/01

Receiving Yards: 23, vs. New Orleans, 12/23/01

Receptions: 8, vs. Oakland, 9/10/00

Receiving Yards: 156, at New York Jets, 9/8/96

Long Reception: 51, at New York Jets, 9/8/96

Touchdowns: 3, vs. Miami, 12/14/97

David Gibson

SAFETY

HT: 6-1; WT: 210; BORN: 11/5/77

NFL: 3RD YEAR

ACQUIRED: D6, 2000

COLLEGE: SOUTHERN CALIFORNIA



Pro: Aggressive safety who has excelled on special teams... Time at LB in college gives him solid combination of speed and power... Backs up Pro Bowl S John Lynch... Has 12 career tackles on defense and 19 career special teams tackles in 22 career games... Will wear jersey No. 22 after wearing No. 46 in his first two NFL seasons.

This past offseason, David switched to jersey No. 22, the number he donned in high school and college.

Quick

Slants

2001: Played in 13 games (all but at Minnesota, vs. Green Bay and at Tennessee)... Also came off the bench in playoff contest... Had nine tackles on defense, 10 special teams stops and one forced fumble on the year... Notched one special teams stop at Detroit (11/11) and also threw key block on Karl Williams' 84-yard punt return for a touchdown... Contributed two special teams stops at St. Louis (11/26) and at Cincinnati (12/2)... Played on special teams against Detroit (12/9), forcing a fumble by KR Desmond Howard in the final minute to seal the win and adding one special teams tackle... Posted one tackle on defense against New Orleans (12/23)... Grabbed two special teams stops against Baltimore (12/29)... Racked up a career-high eight tackles against Philadelphia (1/6)... Played on special teams in playoff game at Philadelphia (1/12).

2000: Played in nine games as a rookie and also saw action in one playoff game... Posted three tackles and nine special teams stops on the year... Made NFL debut against New England (9/3)... Saw significant action vs. Chicago (9/10), racking up first two tackles of career on defense and three special teams tackles... Left game at Detroit (9/17) with a left foot strain... Notched one tackle on defense and one special teams stop at Atlanta (11/5)... Added one special teams tackle and recovered an onside kick against Buffalo (11/26)... Had one special teams tackle at Miami (12/10)... Had one special teams tackle in Monday Night game vs. St. Louis (12/18)... Contributed two special teams tackles at Green Bay (12/24).

College: Moved to SS as a senior after two seasons at LB... Named first-team All-Pac 10... Responded by finishing fourth on the Trojans with 81 tackles and tied for second on the squad with 10 passes defended... Selected to participate in the East-West Shrine Game... Opened season with three tackles and two fumble recoveries at Hawaii... Posted 11 tackles against Oregon, then followed with seven each against Oregon State and Arizona... Recorded a career-high 15 stops against Arizona State... Collected six tackles and picked off two passes in season-ending win over UCLA... Earned All-Pac 10 honorable mention selection as a junior... Appeared in all 13 games with 12 starts at weakside LB... Registered 85 tackles, five pass break-ups and one INT... Earned Pac 10 Defensive Player of the Week honors after compiling eight tackles, three sacks, three forced fumbles and one fumble recovery against San Diego State... Had seven tackles and recorded first career TD on a fumble return in the fourth quarter against Arizona State... Played in 11 games as a sophomore, totaling 66 tackles, including a team-best 20 tackles for losses, six sacks and three passes defended... Named honorable mention All-Pac 10... Paced the conference with five forced fumbles... Appeared in all 12 games as a freshman, seeing action as a reserve S and on special teams... Finished campaign with nine tackles... Majored in political science.

VETERANS

Personal: Married to the former Jennifer Dugan... The couple resides in Tampa... Named to the *Los Angeles Times* and *Orange County Register* All-Orange County second-team at Mater Dei High School in Santa Ana, California ... Selected to the Super Prep All-Far West, Bluechip All-Western and *Long Beach Press-Telegram* honorable mention teams... As a junior, helped Mater Dei finish as the nation's top-ranked team... Posted 161 tackles and three INTs in two seasons... Born David Gibson on November 5, 1977 in Santa Ana, California.

Gibson's Career Statistics

YEAR	TEAM	TACKLES				TURNOVERS					ST TACKLES		
		G-S	SOLO	AST.	TOT.	FF	FR	INT.	YDS.	PD	S	A	T
2000	Tampa Bay	9-0	2	1	3	0	0	0	0	0	8	1	9
2001	Tampa Bay	13-0	5	4	9	0	0	0	0	0	5	5	10
TOTALS		22-0	7	5	12	0	0	0	0	0	13	6	19
PLAYOFFS		2-0	0	0	0	0	0	0	0	0	0	0	0

Jack Golden

LINEBACKER

HT: 6-1; WT: 240; BORN: 1/28/77

NFL: 3RD YEAR

ACQUIRED: W(NYG), 2002

COLLEGE: OKLAHOMA STATE



Jack was a member of the 2000 New York Giants team that participated in Super Bowl XXXV at Raymond James Stadium in Tampa.

Quick

Stats

Pro: Hard-nosed linebacker who has been a dependable special teams performer in his first two NFL seasons... Signed by the Buccaneers as a free agent on April 4, 2002... Played in 32 regular season contests and three postseason games with the New York Giants in 2000 and 2001... Was a member of the Giants' club which participated in Super Bowl XXXV at Raymond James Stadium in Tampa... Primarily saw

action on special teams... Notched 10 tackles and one fumble recovery on special teams... Originally signed by the Giants as a free agent on April 20, 2000.

2001: Played primarily on special teams in all 16 games for the Giants... Five special teams tackles on the season... Did not record any statistics on defense... One special teams tackle vs. Kansas City (9/23)... One special teams tackle vs. New Orleans (9/30)... One special teams tackle vs. Washington (10/7)... One special teams tackle vs. Oakland (11/25)... One special teams tackle at Green Bay (1/6).

2000: Active for all 16 games in the regular season and three in the postseason for the Giants... Majority of action came on special teams... Finished season with five special teams tackles and one fumble recovery on special teams... Recorded his first career special teams tackle at Chicago (9/17)... Saw his first career action on defense in the second quarter at Tennessee (10/1), spelling starting weakside linebacker Jessie Armstead... Two special teams tackles vs. Philadelphia (10/29)... Only action came on special teams and finished with two special teams tackles (one solo) vs. Philadelphia (10/29)... Forced to leave the game with a neck injury in the second quarter at Cleveland (11/5)... Recorded one special teams tackle and saw action on defense late in the fourth quarter at Arizona (11/26)... Recovered a fumble by

Jason Tucker on kickoff return to start the third quarter at Dallas (12/17)... One special teams tackle in NFC Divisional Playoff vs. Philadelphia (1/7)... Two special teams tackles in NFC Championship Game vs. Minnesota (1/14).

College: Recorded 57 tackles (22 solo) with 1.5 sacks in nine starts in 1999... Redshirted as a junior in 1998... Starter as a sophomore in 1997, recording 45 tackles... Double majored in sociology and Spanish.

Personal: Born Jack Danta' Golden on January 28, 1977 in Harvey, Illinois.

Martin Gramatica

PLACEKICKER

HT: 5-8; WT: 170; BORN: 11/27/75

NFL: 4TH YEAR

ACQUIRED: D3, 1999

COLLEGE: KANSAS STATE

Pro: Recognized as one of the most talented kickers in the National Football League... Re-signed a seven-year contract with Tampa Bay on January 22, 2002... Has developed into a potent scoring weapon for the Buccaneers... Possesses pinpoint accuracy combined with deadly range... Broke or tied six single-season records en route to his first Pro Bowl in 2000... Strong legged performer who has connected on 78-of-95 field goal attempts (82.1%)... Already ranks third in franchise history in field goals made (78) and points scored (329) in just three seasons... Owns a current club-record streak of 95 consecutive PATs made... Has been named NFC Special Teams Player of the Week three times, as well as NFC Special Teams Player of the Month twice in his career... Hit a 65-yarder as a senior at Kansas State, the longest FG in NCAA history without a tee... Has seen action in 46 career games... Brother, Bill, is a kicker for the Arizona Cardinals.

Martin created "Kicking for **Quick** Kids," a program in which he donates \$500 to Tampa Bay area children's hospitals each time he connects on a field goal.

Slants

2001: Saw action in 14 games (all but vs. Baltimore and vs. Philadelphia)... Also played in playoff contest... Was 23-29 on FGs, including game-winners at Detroit and at Cincinnati, and a perfect 28-28 on PATs... Led team with 97 points scored... Nailed FGs from 25 yards, 25 yards and a season-high 49-yarder at Minnesota (9/30)... Had perfect day against Minnesota (10/28), knocking down field goals from 44 and 48 yards away... Also broke club record with 79th consecutive extra point made, breaking Michael Husted's club mark... Hit field goals from 33 and 49 yards at Green Bay (11/4)... Once again came through in the clutch by nailing a 35-yard field goal with four seconds remaining to give the Buccaneers a 20-17 win at Detroit (11/11)... Also connected on a 37-yard attempt... Was 3-4 on field goal attempts against Chicago (11/18), hitting from 25, 38 and 26 yards away... Hit the uprights on a 48-yard attempt on the final play of the game that would have sent the game into overtime... Nailed a 21-yard field goal in overtime at Cincinnati (12/2) for his third career game-winner, earning NFC Co-Special Teams Player of the Week honors... Was 3-5 overall on field goal attempts, hitting from 38, 48 and 21 yards... Was a perfect 4-4 on field goals against New Orleans (12/23) hitting from 20, 24, 32 and 27 yards before straining his right hamstring in the second half... 16 points scored was new single-game record and four field goals made tied club single-game mark... Was declared inactive against Baltimore (12/29) and against Philadelphia (1/6) due to

right hamstring strain... Had perfect day in playoff game at Philadelphia (1/12), hitting FGs from 36, 32 and 27 yards.

2000: Played in all 16 games and one playoff contest... Selected to his first Pro Bowl... Named to Associated Press All-Pro second team, *Pro Football Weekly's* All-NFC Team and *Football Digest's* second-team All-Pro... Broke or tied six single-season records: points scored (126), field goals made (28), field goals of 50 or more yards (5), PATs made (42), PAT percentage (100%, tied with several others) and consecutive field goals (16, tied with Michael Husted)... His 28 FGs broke his own record set in his rookie campaign (27) and the 126 points also eclipsed his 106 points the season before... Connected on 28-of-34 FG attempts... Was a perfect 42-of-42 on PAT attempts... Made five-of-seven attempts from 50 or more yards and 12-of-16 attempts from 40 or more yards... Was tied for second in the NFC and third in the NFL with 126 points... Connected on all three PAT attempts in season opener at New England (9/3)... Was two of three in field goal attempts against Chicago (9/10), a 23-yarder and a 47-yarder... Connected on only field goal attempt (22 yards) versus N.Y. Jets (9/24)... Split the uprights from 42 yards out at the end of regulation to send the game at Washington (10/1) into overtime... Nailed three of four field goals in Monday Night game at Minnesota (10/29), which included distances of 23, 33 and 35 yards... Had a perfect game with a four-of-four performance against Detroit (10/19), hitting a career-long 55-yard FG in the fourth quarter and also hit from 50, 43 and 27 yards... Was two of two in field goals attempts (47, 27) and was a perfect five-of-five on PATs against Minnesota (10/29)... Earned NFC Special Teams Player of the Month honors for October... Connected on two FGs (34, 51 yards) at Atlanta (11/5) and helped hold KR specialist Tim Dwight to just 39 yards on three kickoff returns... Boomed field goal attempts from 54 and 51 yards away to help beat Green Bay (11/12)... Nailed a 45-yard FG vs. Buffalo (11/26)... Tied a club record with 16 consecutive field goals made (Michael Husted 1995-96), connecting from 28 and 25 yards vs. Dallas (12/3)... In rainy conditions made three-of-four FG attempts at Miami (12/10), kicking a 38, 30 and 46-yarder... The 46-yard FG provided game-winning points and helped him garner NFC Special Teams Player of the Week honors... Was two-of-three on FG attempts at Green Bay (12/24) with a 38 and 43-yarder, breaking his single-season mark with 28... Had the only points of the game for the Bucs with a 29-yard FG in NFC Wild Card game at Philadelphia (12/31).

1999: Set team record with 106 points, hitting 27 of 32 FG attempts and all 25 PAT attempts... Point total was tops among NFL rookies and fourth in the NFC... Named to the All-Rookie Team by *Pro Football Weekly*, *College and Pro Football Newsweekly* and *Football Digest*... Made three-of-four attempts from 50 or more yards and six of eight attempts from 40 or more yards... Hit two FGs (23, 36) in NFL debut against Giants (9/12)... Nailed two FGs (51, 24) in 19-5 win at Philadelphia (9/19)... Connected from 38 and 35 yards in 13-10 win over Denver (9/26)... Split the uprights on three occasions (41, 36, 36) at Green Bay (10/10)... Made two-of-four attempts in 6-3 win over Chicago (10/24)... Hit 49-yarder, but then missed from 43 yards to halt career-opening streak at 10 FGs made... Nailed 49-yarder at Detroit (10/31)... from 35 yards at New Orleans (11/7) and recovered first career fumble on a kickoff, leading to a TD... Made a career-high four FGs in 19-10 win over Atlanta (11/21)... Connected from 24 and 26 yards, then nailed two heart-stopping attempts in the fourth quarter... Hit from 50 yards with 5:32 remaining to cut the Falcons' lead to 10-9, then calmly drilled a 53-yarder with 58 seconds left for the win... Earned NFC Special Teams Player of the Week honors for his efforts... The 53-yarder was the longest game-winner in more than two years (Pete Stoyanovich, 54, Kansas City vs. Denver, 11/16/97)... Also became the first Buc to make two 50-yard FGs in the same game... Nailed three FGs (42, 40, 37) in 16-3 win at Seattle (11/28)... Named NFC Special Teams Player of the Month for his November performances... Connected on all three FG attempts (49, 28, 33) in 29-10 win over Packers (12/26)... Hit 2 of 3 attempts in division-clinching win at Chicago (1/2)... Had a 48-yarder blocked, snapping consecutive FGs made streak at 14... Nailed both FG attempts (25, 23) in NFC Championship Game at St. Louis (1/23)... Drafted in the third round (80th overall) of the 1999 NFL Draft.

College: Scored a school-record 349 points in four seasons at Kansas State... Hit 54 of 70 FG attempts and 187 of 192 PAT attempts... Won the Lou Groza Award, given to the nation's top placekicker, as a junior... Set single-season school record with 135 points as a senior,

connecting on 22 of 31 FG attempts... Earned first-team All-America honors... Nailed a 65-yarder against Northern Illinois, the longest FG in NCAA history without a tee... Set KSU mark with 18 points (four FGs, six PATs) against Kansas... Hit four FGs versus Texas A&M in Big 12 Championship Game... First-team All-America choice by the Associated Press and *The Sporting News* as a junior... Made 19 of 20 FGs and 37 of 38 PATs... Nailed all three attempts from 50-plus yards... Granted a medical redshirt in 1996... Hit seven of 10 FGs his sophomore season, finishing with 64 points... Hit 6 of 9 FGs and 38 of 39 PATs as a freshman... Earned a bachelor's degree in social science.

Personal: Single, splits offseason between Tampa and LaBelle, Florida... Brother, Bill, was a fourth-round draft pick of the Arizona Cardinals in 2001 as a placekicker... Brother, Santiago, is a sophomore kicker at the University of South Florida... Created "Kicking for Kids," a program which donates \$500 to Tampa Bay area children's hospitals each time he connects on a field goal... Has done considerable work for the Shriners Hospital for Children... Participated in an auction for the Kids Wish Network, helping to raise \$25,000... Martin did not play organized football until senior prep year after growing up as a soccer player in his native Argentina... As a senior at LaBelle High School in LaBelle, Florida, made eight of 10 field goals and 22 extra points... Hit a 52-yard field goal and sent 38 of 49 kickoffs out of end zone... Born Martin Gramatica on November 27, 1975 in Buenos Aires, Argentina.

Gramatica's Career Statistics

YEAR	TEAM	G	FG	FGA	PCT.	DIST. MADE			LG	MADE	PATs	
						BL	YDS.	AVG.			ATT.	PTS.
1999	Tampa Bay	16	27	32	84.4	2	971	36.0	53	25	25	106
2000	Tampa Bay	16	28	34	82.4	1	1,048	37.4	55	42	42	126
2001	Tampa Bay	14	23	29	79.3	0	775	33.7	49	28	28	97
TOTALS		46	78	95	82.1	3	2,794	35.8	55	95	95	329
PLAYOFFS		4	6	6	100.0	0	172	28.7	36	2	2	20

NFL FIELD GOAL ACCURACY

YEAR	1-19	20-29	30-39	40-49	50-plus	LG	TOTAL
1999	0-0	8-8	10-12	6-8	3-4	53	27/32
2000	0-0	8-8	8-10	7-9	5-7	55	28/34
2001	0-0	9-10	9-9	5-7	0-3	49	23/29
TOTALS	0-0	25-26	27-31	18-24	8-14	55	78/95
PLAYOFFS	0-0	4-4	2-2	0-0	0-0	36	6/6

Single-Game Highs

FGs: 4, (three times), last vs. New Orleans, 12/23/01

FGAs: 4, (four times), last vs. New Orleans, 12/23/01

PATs: 5, (twice), last vs. Minnesota, 10/28/01

PATAs: 5, (twice), last vs. Minnesota, 10/28/01

Long FG: 55, vs. Detroit, 10/19/00

Long FGA: 55, vs. Detroit, 10/19/00

Points: 16, vs. New Orleans, 12/23/01

Additional Stats

Fumble Recoveries: 1 in 1999

Special Teams Tackles: 3 in 2000

Pass Attempts: 1 in 2001

VETERANS

E.G. Green

WIDE RECEIVER

HT: 5-11; WT: 188; BORN: 6/28/75

NFL: 4TH YEAR

ACQUIRED: FA, 2002

COLLEGE: FLORIDA STATE



E.G., who had a decorated career at Florida State, ended his career ranked first in school history in TD receptions, second in yardage and third in receptions.

Quick

Starts

Pro: Fluid pass-catching target who signed a two-year contract with Tampa Bay as a free agent on January 28, 2002... Spent three seasons with Indianapolis (1998-2000) before being released prior to the start of the 2001 season... Originally drafted by the Colts in the third round of the 1998 draft... Career totals include 54 receptions for 665 yards and two touchdowns... Played in 29 games with four starts.

2001: Released by Indianapolis on September 2 prior to the start of the season.

2000: Saw action in seven games for the Colts... Grabbed 18 passes for 201 yards (11.2 avg.) and one TD... Came off the bench and caught two passes for 35 yards at Kansas City (9/3)... Totaled 16 yards on two receptions vs. Oakland (9/10)... Did not play in games three through eight... Notched five receptions for 45 yards at Chicago (11/5) and added three catches for 24 yards vs. N.Y. Jets (11/12)... Set career-high reception total with six catches for 81 yards and one TD at Green Bay (11/19)... Scored lone touchdown of the season on a 34-yard reception... Was declared inactive vs. Miami (11/28), at N.Y. Jets (12/3) and vs. Buffalo (12/11)... Played as a reserve in playoff game at Miami (12/30).

1999: Played in 11 games with four starts with Indianapolis... Posted career-highs with 21 receptions for 287 yards (13.7 avg.)... Started first three games of season, as well as at Miami (12/5)... Career-high 124 receiving yards on five catches in season opener vs. Buffalo (9/12)... Teamed with WR Marvin Harrison (8-121) for the 20th game in club history with two 100-plus receivers... Tallied five receptions for 61 yards at New England (9/19)... Declared inactive with a knee injury vs. Miami (10/10), vs. Dallas (10/31), vs. Kansas City (11/7), at N.Y. Giants (11/14) and at Philadelphia (11/21)... Notched two catches for nine yards at Miami (12/5) and added two receptions for 19 yards vs. Washington (12/19)... Started in playoff game vs. Tennessee (1/16) and grabbed one pass for 33 yards before leaving the game in the second quarter with a broken leg.

1998: Saw action in 11 of final 13 games for the Colts... Caught 15 passes for 177 yards (11.8 avg.) with one TD on the year... Did not play in first three games due to elbow injury sustained during training camp... Snared 17-yard grab for first career reception vs. New Orleans (9/27)... Did not play at San Francisco (10/18) and vs. New England (11/1)... Reeled in 20-yard reception at Baltimore (11/29)... Notched four catches for 49 yards and one TD vs. Cincinnati (12/13)... Snagged 11-yard reception for lone score of season... Three receptions for 52 yards at Seattle (12/20) for top yardage game... Also had season-long 25-yard grab... Posted three catches for 19 yards vs. Carolina (12/27).

College: Four-year letterman and three-year starter... Career totals included 44 games with 33 starts, 166 receptions for 2,920 yards with 29 TDs... Ranked first in school history in TDs, second in yardage and third in receptions... Holds school record for consecutive games with

receptions (38)... Started 11 games as a senior in 1997 and posted 54 catches for 1,059 yards and 11 TDs... Earned second-team All-America honors by Associated Press and *Football News* in 1997... Became only second player in school history to post two 1,000-yard receiving campaigns... Reeled in eight passes for 143 yards and three TDs vs. N.C. State... Notched seven catches for 176 yards, including a 27-yard TD in Sugar Bowl victory over Ohio State... Started 11 games as a junior and posted 34 catches for 662 yards and seven TDs... Posted five receptions for 156 yards and two TDs vs. Clemson and added three catches for 86 yards and a 29-yard TD in Sugar Bowl vs. Florida... Started 11 games as a sophomore in 1995 and posted 60 receptions for 1,007 yards and 10 TDs... Grabbed five passes for 99 yards and one TD in Orange Bowl win over Notre Dame... Played in 11 games as a reserve as a freshman, catching 18 balls for 192 yards and one TD... Four catches for 74 yards in Sugar Bowl victory over Florida... Majored in education.

Personal: Attended Ft. Walton Beach (FL) High School... Green and his wife, Tishia, reside in Ft. Walton Beach... Born Ernest Green III on June 28, 1975 in Ft. Walton Beach, Florida.

Green's Career Statistics

YEAR	TEAM	G-S	NO.	RECEIVING			
				YDS.	AVG.	LG	TD
1998	Indianapolis	11-0	15	177	11.8	25	1
1999	Indianapolis	11-4	21	287	13.7	50	0
2000	Indianapolis	7-0	18	201	11.2	34t	1
TOTALS		29-4	54	665	12.3	50	2
PLAYOFFS		2-1	1	33	33.0	33	0

Single-Game Highs

Receptions: 6, at Green Bay, 11/19/00
Receiving Yards: 124, vs. Buffalo, 9/12/99
Long Reception: 50, vs. Buffalo, 9/12/99

Long TD Reception: 34, at Green Bay, 11/19/00
TDs: 1, twice, vs. Cincinnati, 12/13/98 and at Green Bay, 11/19/00

Shane Grice

GUARD

HT: 6-1; WT: 307; BORN: 12/20/76

NFL: 2ND YEAR

ACQUIRED: FA, 2001

COLLEGE: MISSISSIPPI



Shane blocked at Mississippi for RB Deuce McAllister, who became a first-round draft pick in the 2001 NFL draft by the New Orleans Saints.

Quick

Slants

Pro: A versatile offensive lineman who was signed to the Bucs' active roster on December 22, 2001... Originally signed with Tampa Bay as an undrafted free agent on April 23, 2001.

2001: Spent the majority of the 2001 season rotating between Tampa Bay's active roster and its practice squad... Signed to Tampa Bay's active roster on December 22... Played in one

game... Originally signed as an undrafted free agent on April 23... Was waived by Tampa Bay during training camp (8/27)... Claimed off waivers by the Chicago Bears on August 31 before being waived on September 2... Signed to the Bears' practice squad on September 4... Signed

to the Buccaneers' active roster on September 26 from the Bears' practice squad... Placed on Tampa Bay's inactive list for games 2-7... Was released by Tampa Bay on November 10 and then signed to the Buccaneers' practice squad on November 13... Remained on Tampa Bay's practice squad until being signed to the active roster on December 22... Made NFL debut against New Orleans (12/23)... Was declared inactive against Baltimore (12/29), Philadelphia (1/6) and in playoff game at Philadelphia (1/12).

College: Came to the University of Mississippi from Itawamba Junior College and earned three letters while starting 26 games for the Rebels... In his senior campaign helped the Rebels offensive line allow the fewest sacks in the SEC and tied for the third fewest in the nation with seven, despite the Rebels having to use four different starting combinations due to injuries... Played in all 36 games after coming to Ole Miss prior to the 1998 season... Blocked for RB Deuce McAllister, who became a first-round draft pick in the 2001 NFL draft by the New Orleans Saints... Majored in criminal justice.

Personal: First team all-state selection who played in Mississippi-Alabama all-star game... Also rated All-Lee County... Graded 96 percent for entire season... Earned three letters in football, two in basketball, and one in track... Worked with the Buccaneer Student Advisory Board this past spring to help clean up Copeland Park as part of the Mayor's Beautification Program... Born December 20, 1976 in Tupelo, Mississippi.



Joe led NFL Europe's Frankfurt Galaxy to a 5-2 record and a share of first place prior to suffering a season-ending knee injury.

Quick

Slants

Pro: Intelligent, quick-minded signal-caller who has spent his first two NFL seasons as Tampa Bay's third quarterback... Saw first career NFL action at Atlanta on November 5, 2000... Durable passer with accurate arm... Shined in NFL Europe this past spring, leading the Frankfurt Galaxy to a 5-2 record and a share of first place prior to suffering a season-ending knee injury... Capped off a stellar collegiate

career at Georgia Tech by finishing second in the 1999 Heisman Trophy balloting.

2001: Was declared the emergency third quarterback prior to all 16 games and the playoff game at Philadelphia (1/12).

2000: Was declared the emergency third quarterback every game except at Atlanta... Saw first NFL action at Atlanta (11/5) during the fourth quarter.

College: The most decorated college signal-caller in the NCAA in 1999... Finished second to Wisconsin's Ron Dayne in the Heisman Trophy balloting... Four-year starter... Guided the Yellow Jackets to three consecutive bowl berths for the first time since the 1970-72 seasons... Holds school and Atlantic Coast Conference career records with 10,640 yards in total offense, 83 TDs, 65 TD passes and a 148.2 passer efficiency rating... Became the first player in NCAA Division I-A history to top 10,000 total yards with 1,500 rushing yards... Started all 12 games as a senior, including the Gator Bowl... Winner of the Davey O'Brien National Quarterback

Award, the first Georgia Tech player to win a national award... Earned first-team All America honors from the Associated Press, Football Writers Association of America, American Football Coaches Association, Walter Camp and *Football News*... ACC Player of the Year... Finished with the sixth-best single-season rating in NCAA history (175.0)... Completed 66.6 percent of his passes... His 29 TD passes shattered the single-season school record and marked the second-best effort in conference history... Threw for 3,060 yards, good for seventh in ACC annals... Also rushed for 734 yards (4.8 yards per carry) and six TDs... Rushing yards were most in NCAA history by a 3,000-yard passer... Recorded finest day of career at top-ranked Florida State, completing 22 of 25 attempts for 387 yards and four TDs... Led the Yellow Jackets to an epic 51-48 overtime victory over Georgia, completing 22 of 32 passes for 341 yards and four TDs, while rushing 15 times for 94 yards... First-team All-ACC selection as a junior... Directed the ACC's highest-scoring offense, which averaged 35.5 points per game, good for 13th in the nation... Conference's leading passer with an efficiency rating of 141.7, including 146.3 in ACC games... Completed 13 of 22 pass attempts for 237 yards and three TDs in win over Notre Dame in the Gator Bowl... Ranked third in the ACC and 17th nationally in passing efficiency during sophomore season... Second in the ACC and 21st in the nation in total offense, averaging 253.8 yards per game... Accounted for 17 TDs (12 passing, five rushing)... Finished season with a string of 115 straight passing attempts without an INT... Named the MVP of the Carquest Bowl, compiling 356 yards of total offense against West Virginia... Completed 19 of 36 passes for 274 yards and a TD... Also had 15 carries for 82 yards and two more scores... Runner-up for the ACC Rookie of the Year Award as a freshman... Captured a league-high four ACC Rookie of the Week awards... Completed 108 of 188 pass attempts for 1,342 yards and seven TDs... Majored in management.

Personal: Named South Carolina Prep Player of the Year at Macedonia High School in Alvin, South Carolina... Four-year letterman and three-time team captain who completed 340 of 639 passes for 5,425 yards and 67 TDs... Added 1,858 rushing yards on 374 carries and 32 TDs... Teammate of Browns DE Courtney Brown, the top overall pick in the 2000 NFL Draft... Twice earned all-state honors as a point guard in basketball... Born Joseph Fitzgerald Hamilton on March 3, 1977 in Alvin, South Carolina.

Byron Hanspard

RUNNING BACK

HT: 5-10; WT: 200; BORN: 1/23/76

NFL: 4TH YEAR

ACQUIRED: FA, 2002

COLLEGE: TEXAS TECH



Byron, who was widely considered as one of the league's best return men in 1997 for the Atlanta Falcons, is looking to make a comeback with Tampa Bay after sitting out the past two NFL seasons because of injury.

Quick
Slants

Pro: A breakaway, big-play threat who signed with Tampa Bay on March 25, 2002... Has not played since the 1999 season... Named to All-Rookie team as a kick returner in 1997... Totaled 189 career rushes for 718 yards (3.8 avg.) with one touchdown... Has added 16 receptions for 146 yards (9.1 avg.) with one TD... Has played in 28 games with four starts.

1999: Played in 12 games with four starts... Rushed 136 times for 383 yards with one touchdown and caught 10 passes for 93 yards with a personal-best 34 yard long reception... Moved

VETERANS

into starting role earlier than anticipated after coming off major knee surgery because of early season injury to Jamal Anderson... Struggled to regain 1997 form and eventually lost starting spot only to rebound at end of season... Relieved an injured Jamal Anderson (knee) in first quarter at Dallas (9/20) and proceeded to set a then career-high with 19 carries for 76 yards... Received first start of career at St. Louis (9/26) the next week and rushed 17 times for 50 yards and caught two passes for a personal-best 40 yards... Reeled off a nine-yard run off left end in second quarter... Went off left guard for 10 yards in fourth quarter... Hauled in a short pass from QB Tony Graziani and gained a career-best 34 yards two plays later... Named a Friday deactivation for four straight weeks at Carolina (11/28), vs. New Orleans (12/5), at San Francisco (12/12) and at Tennessee (12/19) due to coaches decision... Returned to starting lineup against Arizona (12/26) and recorded the first 100-yard rushing game of his career and the only 100-yard rushing performance for the Falcons in 1999... Broke his previous personal-best with 102 yards on 26 carries and scored his first NFL rushing touchdown... Named offensive MVP by coaches... Gained 92 yards rushing in second half... Totaled eight rushes of six yards or more, including runs of 12, 9, 8 (twice), and seven yards (three times)... Went up middle for eight yards and around left tackle for nine more yards during first drive of second half... Culminated 15 play 80-yard drive by going around left end for a one-yard touchdown, the first NFL rushing touchdown of career, to give Atlanta a 27-14 lead.

1998: Tore the anterior cruciate ligament and the patella tendon in his left knee when he was pulled down from behind as he was scoring on a 22-yard touchdown run on the first possession of second half in final preseason contest vs. Cincinnati (8/28)... Placed on injured reserve for season.

1997: Played in 16 games and finished with an all-purpose total of 1,375 yards... Rushed for 335 yards on 53 carries for a 6.3 average... Returned 40 kickoffs for 987 yards with two touchdowns and a 24.7 average, tied fifth-best in league... Caught six passes for 53 yards and one TD... Totaled six games with 100 or more all-purpose yardage with a personal-best 156 at Seattle (11/30)... Amassed 11 plays over 29 yards... First Falcon ever to return two kickoffs for a touchdown in a single season... Recorded the longest run from scrimmage in team history with a 77-yarder vs. Oakland (9/14)... Notched the eighth longest run ever with a 57-yarder vs. Denver (9/28)... Returned second half kickoff 93-yards for a touchdown at Seattle (11/30)... Named NFC Special Teams Player of the Week at San Diego (12/7) for returning kickoff 99-yards for a score, third longest in team annals... Last rookie to return kickoffs for scores in back-to-back weeks was Isaac Thomas of Dallas on Nov. 25 and Dec. 4, 1971... Last player to register consecutive kickoff return TDs was Dennis Gentry of Chicago in the final game of 1985 and the opener in 1986... Last player to return pair of kickoffs for TDs in NFL in a season was Tamarick Vanover of Kansas City in 1995... Earned Special Teams Player of Month of December... Scampered for 12th-longest run in team history with a 53-yarder vs. Philadelphia (12/14).

College: Named the 1996 Doak Walker Award winner as the best running back in the country... Finished illustrious career at Texas Tech with 4,579 rushing yards, 5,535 all-purpose yards, and 38 rushing touchdowns... 4,579 rushing yards surpassed Bam Morris (and James Gray) into the top spot in the school record books... First-team consensus All-America became only the sixth runner in college football history to amass 2,000 rushing yards in a season with his 2,084 in 11 games in 1996... 2,084 rushing yards are the fifth-best single season mark in NCAA annals and shattered the school record of 1,752 by Morris... Became only the sixth back ever in NCAA history to surpass 1,000 yards in the first five games of a season... School-record breaking 1996 junior season included gaining over 200 yards rushing in a game five times, with four coming on consecutive weekends with 272, 214, 224 and 287 yards (school record)... 287 rushing yards against Baylor (most yards ever gained against the school)... Also gained 60 more yards on three receptions to total 347 all-purpose yards... Closed out his college career with 16 consecutive 100-yard games (last game he gained 84 yards vs. Oklahoma)... Registered 22 career 100-yard games... Scored 24 rushing touchdowns over final two seasons (28 including Bowls) and 32 total TDs... Majored in business-marketing.

Personal: A Parade All-American out of DeSoto High School (Dallas Suburb)... During

junior and senior seasons, gained 4,013 rushing yards, the 12th-highest all-time total in the state (5A competition)... Dallas area Male Athlete of the Year... Averaged 8.7 yards per carry, rushed for 2,101 yards and scored 35 TDs with a top prep rushing performance of 313-yards... Starting defensive back as a sophomore... A licensed Pentecostal minister in the Lay Ministries for Christ International since the summer of 1995... Spent his spare time in college at the Lubbock Community Baptist Church, serving as an associate minister... Father played on the same high school team as former Cowboys tight end Billy Joe Dupree... Second cousin is ex-Bengal running back Essex Johnson... Married to Yolanda with two sons, Byron, Jr. and Bryon N. Hanspard... Born Byron Courtney Hanspard, Sr. on January 23, 1976 in Dallas, Texas.

Hanspard's Career Statistics

Year	Team	G-S	NO.	RUSHING				RECEIVING				
				YDS.	AVG.	LG	TD	NO.	YDS.	AVG.	LG	TD
1997	Atlanta	16-0	53	335	6.3	77	0	6	53	8.8	21	1
1998	Atlanta		Injured Reserve									
1999	Atlanta	12-4	136	383	2.8	15	1	10	93	9.3	34	0
Totals		28-4	189	718	3.8	77	1	16	146	9.1	34	1

Russ Hochstein


GUARD

HT: 6-4; WT: 300; BORN: 10/7/77

NFL: 2ND YEAR

ACQUIRED: D5, 2001

COLLEGE: NEBRASKA



Russ was recognized as the newcomer of the year by the Buccaneers' Community Relations Department in 2001 for his work in the community.

Quick

Starts

Pro: Will vie for playing time on the offensive line entering his second NFL season... Displayed power and toughness in the trenches before being sidelined with a left foot fracture sustained during training camp... Remained on the Buccaneers' active roster for the entire 2001 season... Placed on Tampa Bay's inactive list for all 16 games and one playoff contest.

2001: Declared inactive for all 16 contests, as well as playoff contest... Was declared inactive at Dallas (9/9) and at Minnesota (9/30) due to a left foot fracture.

College: Emerged as a solid drive blocker in his final two seasons at right guard for the Cornhuskers... Three-year starter at RG who registered 342 career knockdowns in 26 starts... Quick, dependable blocker who displayed tremendous power... Earned All-Big 12 honors for three consecutive seasons... Played in 11 games, including the postseason, as a senior in 2000... Earned first-team All-America honors from *The Sporting News*... Named a consensus All-Big 12 Conference first-team selection... Recipient of the Cletus Fischer Native Son award, given annually to the top college football player in the state of Nebraska... Racked up a career-best 143 knockdowns... Earned first-team honors by the Associated Press and was a first-team All-Big 12 Conference selection as a junior... Also earned first-team honors from the *Dallas Morning News*, *San Antonio News-Express* and *Fort Worth Star-Bulletin*... Played

in 12 games, including the postseason... Finished second on the team with 126 knockdowns... Despite starting just the final three games of his sophomore season in 1998, earned All-Big 12 Conference honorable mention honors... Appeared in five games as a redshirt freshman in 1997... Redshirted in 1996... Graduated with a degree in business management.

Personal: Played on the defensive line and middle linebacker at Cedar Catholic High School in Hartington, Nebraska... Garnered first-team All-America honors by Blue Chip Illustrated... Earned super-state honors from the *Lincoln Journal Star* and all-Nebraska honors from the *Omaha World-Herald*... Totaled 309 career tackles, 18 sacks, eight fumble recoveries and two interceptions... Led school to state playoffs for four consecutive years... Earned all-state and all-class honors as an offensive lineman... Also lettered in track and basketball... Volunteered with the Advisory Board Outreach Program and American Education Week... Was the subject of a Nebraska Educational Television Documentary, which chronicled his career since his senior year in high school... Named the newcomer of the year by the Buccaneers' Community Relations Department last season for his work in the Tampa Bay area... Made Rookie Club visit to All Children's Hospital with veteran TE Dave Moore on September 11... Part of group that made visit to MacDill Air Force Base on September 25, with contingent of Buccaneer players who visited the base to tour the facilities and offer encouragement to hundreds of servicemen and women... Participated in Sneaker Feet event at Metropolitan Ministries, which celebrates the 1986 opening of Metropolitan Ministries, including a Gatorade Youth Football Clinic, in which he and his teammates taught football skills to the kids... Spoke at Annual NFL and United Way Hometown Huddle, held at the Ponce De Leon Boys & Girls Club... Attended Halloween Party at the Children's Home of Tampa Bay, as well as Rookie Club bowling outing with Big Brothers/Big Sisters... Spoke at New Tampa Wildcats Award Banquet, talking to the kids about being a good sport, the dangers of drugs and alcohol and the importance of teamwork and education... Made Rookie Club appearance at the West Tampa Boys & Girls Club... Born Russ Hochstein on October 7, 1977 in Hartington, Nebraska.

IMPORTANT NFL DATES

2002

July 22	Signing period ends at 4:00 PM ET for unrestricted free agents who received June 1 tender
August 3	American Bowl, Osaka, Japan - San Francisco 49ers vs. Washington Redskins (ESPN)
August 5	Pro Football Hall of Fame Game - Houston Texans vs. New York Giants (ABC)
August 8-12	First full preseason weekend
August 27	Roster cutdown to maximum of 65 players
September 1	Roster cutdown to maximum of 53 players (Houston allowed 56)
September 2	Clubs may establish practice squad of five players
September 5-9	Kickoff 2002 Weekend
September 23	Houston roster cutdown to maximum of 53 players
October 15	Trading deadline
December 28-30	Regular season ends

2003

January 4-5	Wild Card Weekend
January 11-12	Divisional Playoffs
January 19	Conference Championships
January 26	Super Bowl XXXVII, San Diego, California
February 3	AFC-NFC Pro Bowl, Honolulu, Hawaii
February 20-24	Scouting Combine, Indianapolis, Indiana
April 26-27	NFL Draft, New York City

John Howell

SAFETY

HT: 5-11; WT: 204; BORN: 4/28/78

NFL: 2ND YEAR

ACQUIRED: D4, 2001

COLLEGE: COLORADO STATE



Pro: Diligent, aggressive player who has excelled into an intense special teams performer... Tough competitor with tremendous open field instincts... Played in 14 games with one start in his first NFL season... Saw significant action on the Buccaneers' special teams units... Was tied for fourth on the squad with 12 special teams tackles... Also backed up FS Dexter Jackson... Should vie for additional playing time entering the 2002 season... Drafted in the fourth round (117th overall) of the 2000 NFL Draft.

John graduated from Nebraska's Mullen High School with a senior class of 23. The school's total enrollment was just 100 students and the town of Mullen has a

Quick

population of only 500 people.

Slants

2001: Played in 14 games (all but at Green Bay and at St. Louis) with one start (vs. Pittsburgh)... Also saw action in playoff game at Philadelphia... Racked up 26 tackles (15, 11) on defense and 12 stops with the special teams... 12 special teams tackles ranked tied for fourth on the squad... Played bulk of the game at FS when starting FS Dexter Jackson went down with an injury at Tennessee (10/14)... Notched first five tackles of career and added a special teams stop... Had first career start and responded with a team-high 13 tackles against Pittsburgh (10/21)... Was declared inactive at Green Bay (11/4) due to concussion... Returned to action at Detroit (11/11) and tied for team-high with two special teams stops... Was declared inactive at St. Louis (11/26) due to right ankle sprain... Came back with two special teams tackles at Cincinnati (12/2)... Notched season-high three special teams stops against New Orleans (12/23)... Saw action in the secondary with eight tackles against Philadelphia (1/6).

College: Two-year starter at free safety who is an intense special teams performer... Displayed tremendous work ethic anchoring the Rams' secondary... Recorded 233 career tackles (134 solo), nine sacks, 18 tackles for losses and three interceptions... Started all 11 games as a senior and earned All-Mountain West Conference first-team honors... Finished second on the Rams with 93 tackles (53 solo)... Despite playing in the secondary, led Colorado State with a career-high five sacks... Added two INTs and six passes defended... Played in 12 games as a junior in 1999, including the postseason... Posted a career-high 117 tackles and added four sacks, seven tackles for losses, six passes defended, two forced fumbles and one INT... Granted a medical redshirt in 1998... Played in 12 games as a sophomore... Recorded 19 tackles and saw action on special teams... Appeared in seven games as a freshman in 1996, posting four tackles... Originally entered school as a RB and switched to FS as a redshirt freshman... Majored in liberal arts.

Personal: Married to Laura... Couple has two children, Jaelin and Jack... Was a member of the Buccaneers' rookie club in 2001... Group spent considerable time working in the community... Lettered four years at Mullen (Neb.) High School, where he earned all-conference first-team honors and all-state honorable mention honors... Also lettered in wrestling, track and golf... Captured the state title in wrestling as a senior and finished second as a junior... Played with Bucs' defensive coordinator Monte Kiffin's son, Chris, at Colorado State... Born John Thomas Howell on April 28, 1978 in Mullen, Nebraska.

Howell's Career Statistics

YEAR	TEAM	TACKLES				TURNOVERS					ST TACKLES		
		G-S	SOLO	AST.	TOT.	FF	FR	INT.	YDS.	PD	S	A	T
2001	Tampa Bay	14-1	15	11	26	0	0	0	0	0	11	1	12
TOTALS		14-1	15	11	26	0	0	0	0	0	11	1	12
PLAYOFFS		1-0	0	0	0	0	0	0	0	0	0	0	0

Additional Stats

One fumble recovery on special teams in 2001

Single-Game Highs

Tackles: 13, vs. Pittsburgh, 10/21/01

Special Teams Tackles: 3, vs. New Orleans, 12/23/01

Dexter Jackson

SAFETY

HT: 6-1; WT: 203; BORN: 7/28/77

NFL: 4TH YEAR

ACQUIRED: D4, 1999

COLLEGE: FLORIDA STATE



Dexter was on the coaching staff at the 2002 Offense/Defense football camp at Saint Leo University in Pasco County.

Quick

Starts

Pro: Tenacious defender who made a seamless transition into Tampa Bay's starting lineup in 2001... Produced an array of big plays in his first season as the Buccaneers' starting free safety... Heads into his second season as the starter at free safety... Has netted 109 tackles on defense and 38 special teams tackles in his first three NFL campaigns... Added four interceptions, two forced fumbles, 2.5 sacks

and 16 passes defended... Has played in 40 career games with 15 starts.

2001: Started 15 contests at free safety (all but vs. Pittsburgh)... Ranked fifth on the team with career-high 78 tackles (52, 26) and also set career-highs with four interceptions, 2.5 sacks for 20 yards, two forced fumbles and 11 passes defended... Four interceptions ranked third on the defense... Helped defense finish among the NFL's Top 10 (6th) for the fifth straight year, the only team in the league to do so... Also played pivotal role on unit which ranked fifth in the NFL in passing defense... Had five tackles, two passes defended and first career interception in first career start at Dallas (9/9), picking off Cowboys QB Quincy Carter in the first quarter... Added one special teams tackle... Notched six tackles against Minnesota (9/30)... Racked up four tackles, one interception and one pass defended against Green Bay (10/7)... Went down with a right thigh contusion in the second quarter at Tennessee (10/14), but still finished with six tackles... Was declared inactive against Pittsburgh (10/21) due to right thigh contusion... Returned to the lineup against Minnesota (10/28) with three tackles, one interception and two passes defended... Posted six tackles, two forced fumbles, one sack and one pass defended at Green Bay (11/4)... Notched five tackles at Detroit (11/11) and against Chicago (11/18)... Posted six tackles and two passes defended at St. Louis (11/26)... Totaled career-high 10 tackles and one pass defended against Chicago (12/16)... Had four tackles, one interception and one pass defended against New Orleans (12/23)... The interception led to K Martin Gramatica's 32-yard field goal in the second quarter... Made one of many big plays by the Bucs defense when he sacked Baltimore (12/29) QB Elvis Grbac on a third-down play just prior to the two-minute warning in the fourth quarter... Also added half a sack during the third quarter and finished the game with 10 tackles, tying his career-high, and two sacks... Added three tackles, one pass defended and one interception in playoff game at Philadelphia (1/12).

2000: Played in 13 regular season games and one playoff contest... Had 30 tackles and five passes defended on the year... 20 special teams tackles ranked third on the team... Key playmaker during the preseason before sustaining a right ankle sprain at Miami (8/10)... Was inactive the first three weeks of the season due to the injury... Made his regular season debut against the N.Y. Jets (9/24) with one tackle and two special teams tackles... Contributed one tackle and one special teams tackle at Washington (10/1)... Had three tackles coming off the bench against Detroit (10/19)... Was impressive in matchup against Minnesota (10/29) with three tackles... At Atlanta (11/5) had three tackles in the defensive backfield and three special teams stops... Had two tackles against Green Bay (11/12) when starting Lynch went down in the fourth quarter with an injury... Played an exceptional game at Chicago (11/19) with a career-high seven tackles after taking over for SS John Lynch after a game-ending injury... Career-high four special teams tackles vs. Buffalo (11/26)... Performed great all-around game versus Dallas (12/3) with one tackle, two passes defended and three special teams tackles... Fumble recovery was on the opening kickoff and set up a K Martin Gramatica 28-yard field goal... Came in to have three tackles at Miami (12/10)... Backed up in the defensive secondary and had two tackles and one special teams tackle against St. Louis (12/18)... Had three tackles in NFC Wild Card game at Philadelphia (12/31).

1999: Played in 12 games, primarily on special teams... Inactive for the other four contests... Finished fifth on the club with 17 special teams tackles... Made his NFL debut in 13-10 win over Denver (9/26)... Posted two special teams stops against Chicago (10/24) and at Detroit (10/31)... Downed two punts inside the 20 in win over Kansas City (11/14)... Recorded two special teams tackles at Seattle (11/28)... Made first career tackle at Oakland (12/19)... Inactive for divisional playoff versus Washington (1/15) but played on special teams in the NFC Championship Game at St. Louis (1/23)... Drafted in the fourth round (113th overall) of the 1999 NFL Draft.

College: Lettered four years at FSU, starting his final two seasons at FS... Amassed 194 tackles, seven INTs, 16 passes defended, two sacks, one forced fumble and one fumble recovery... Finished second on the team with 69 tackles as a senior, adding a career-high four INTs... Posted season-high 10 stops versus Maryland... Had nine tackles and two picks against Virginia... Earned second-team All-ACC honors as a junior... Notched a career-best 81 tackles and broke up 11 passes... Racked up a career-high 12 tackles against N.C. State... Paced the Seminoles with nine stops and one INT in Sugar Bowl win over Ohio State... Recorded 33 tackles and three passes defended his sophomore season, seeing action as a nickel back... Posted 11 tackles and one INT his freshman season... Graduated in the spring of 2001 with a degree in human and family science.

Personal: Single, lives in Tampa... Worked with the Buccaneer Student Advisory Board this past spring to help clean up Copeland Park as part of the Mayor's Beautification Program... Participated in the 2002 Bucs Easter Egg Hunt... As a prep, played quarterback at Shanks High School in Quincy, Florida near his eventual stop at Florida State... Also handled kicking and punting for high school team... Earned first-team pick on Florida's Class 4A all-state squad after amassing over 1,000 yards both passing and rushing as a prep senior... Named *Tallahassee Democrat's* Big Bend Offensive Player of the Year... Passed for a total of 2,013 yards and ran for 2,893 yards in junior and senior years combined... Also scored 55 TDs in high school career... On track squad, won the state championship in the 300 intermediate hurdles and was the 110 high hurdles runner-up in both junior and senior seasons... Also ran anchor leg of 4x400 first-place relay in each of final two years... Started at point guard for Shanks' basketball team and averaged 16.8 points per game... Born Dexter Lamar Jackson on July 28, 1977 in Quincy, Florida.

Jackson's Career Statistics

YEAR	TEAM	G-S	TACKLES			TURNOVERS					SACKS		ST TACKLES		
			SOLO	AST.	TOT.	FF	FR	INT.	YDS.	PD	NO.	YDS	S	A	T
1999	Tampa Bay	12-0	0	1	1	0	0	0	0	0	0	0	14	3	17
2000	Tampa Bay	13-0	20	10	30	0	0	0	0	5	0	0	16	4	20
2001	Tampa Bay	15-15	52	26	78	2	0	4	42	11	2.5	20	1	0	1
TOTALS		40-15	72	37	109	2	0	4	42	16	2.5	20	31	7	38
PLAYOFFS		3-1	3	3	6	0	0	1	9	1	0	0	0	0	0

Kerry Jenkins

GUARD

HT: 6-5; WT: 305; BORN: 9/6/73

NFL: 5TH YEAR

ACQUIRED: UFA (NYJ), 2002

COLLEGE: TROY STATE



Kerry is reunited with Buccaneers offensive coordinator/offensive line coach Bill Muir, who served as his position coach during his first five seasons with the New

Quick

York Jets.

Slants

Pro: Physical and tough competitor who was Tampa Bay's first major offseason acquisition... Will assume the starting left guard position for future Hall of Fame G Randall McDaniel, who retired this past offseason... Signed with Tampa Bay as an unrestricted free agent after spending the majority of his career with the New York Jets... Good run blocker at the point of attack...

A durable player who has started 48 consecutive

games at left guard... Has played in 66 NFL games, all with the New York Jets, with 50 starts... Brings versatility in that he can play both guard and tackle... Came to the Jets on December 3, 1997 when he was signed off Chicago's practice squad... Was signed to the Bears' practice squad (8/27/97) after originally signing as an undrafted free agent on April 30, 1997.

2001: Started all 16 games at left guard for the Jets for the third straight season... Also started playoff contest... Helped the Jets finished fourth overall and second in the AFC in rushing offense, averaging 128.4 yards per game... The club allowed the fewest sacks in the AFC (19), which also marked the second-lowest total in the NFL... Integral part of an offensive line for Pro Bowl RB Curtis Martin, who rushed for more than 1,200 yards for the fourth consecutive season.

2000: Started all 16 games at LG for the New York Jets and helped team MVP Curtis Martin to his third straight 1,200-plus yard season... A driving force who allowed the offense to go over 300 total yards eight times in the season and tied Indianapolis for the league lead in fewest sacks allowed (20)... Started at LG and helped the Jets offense total 379 yards of total offense in season opener vs. Green Bay (9/3)... Moved to LT late in the third quarter in place of starter Jason Fabini and provided solid protection throughout the fourth quarter... Played exceptionally well vs. Indianapolis (12/3), leading the way for Martin's club-record 203 yards on 30 carries and helped the Jets hold the ball for 41:25 seconds in time of possession in the 27-17 win... Helped the offense gain 524 yards of total offense and helped the offensive line surrender just one sack in 69 pass plays against eventual Super Bowl champion Baltimore (12/24).

1999: Started all 16 games at LG with the Jets and helped pave the way for Martin's club-record 1,464 rushing yards... Made his first career start at LG and helped offense amass 368 total yards in season opener vs. New England (9/12)... Was instrumental in helping Martin to four consecutive 100-yard performances from games 6 through 9 (vs. Indianapolis, at Oakland, vs. Arizona and at New England)... Cleared the way for Martin's 158 rushing yards vs. Seattle (1/2).

1998: Played in all 16 regular season games and both postseason contests for the Jets on special teams while backing up Jumbo Elliott and Jason Fabini at the T spots.

1997: Signed to the active roster in December and started in the Jets' final two games of the season at LT for the injured Elliott... Was inactive for game 14 vs. Indianapolis (12/7)... First

career start came in game 15 vs. Tampa Bay (12/14) and had an impressive debut against DE Regan Upshaw and DT Warren Sapp... Helped the offense gain 122 yards rushing and held the Bucs without a sack.

College: Started two years at Troy State after transferring from LSU... As a senior LT, started 14 games on a line that averaged 4.9 yards per rush... Named first-team All-Southland League and second-team *Football Gazette* All-America... Also chosen First Team Coaches' All-America... Won the Southland Football Conference championship while at Troy State in 1996... Played with the first team offensive tackles as a sophomore at LSU... Redshirted in 1992.

Personal: A two-sport athlete (football, baseball) at Holt High School in Tuscaloosa, AL... Was named west Alabama's all-star DE as a senior and earned all-state honors as a junior... Hobbies include following NASCAR, fishing and hunting... Has coaching aspirations when his playing days are over... Born Kerry C. Jenkins on September 6, 1973 in Tuscaloosa, Alabama.

Jenkins' Career Statistics

GAMES/STARTS: 1997: 2/2, 1998: 16/0 (P: 2/0), 1999: 16/16, 2000: 16/16, 2001: 16/16
TOTALS: 66/50 (P: 2/0)

Brad Johnson

QUARTERBACK

HT: 6-5; WT: 226; BORN: 9/13/68

NFL: 11TH YEAR

ACQUIRED: UFA (WAS), 2001

COLLEGE: FLORIDA STATE



Pro: One of the most accurate passers in NFL history... Career completion percentage of 61.6% ranks third all-time behind Steve Young and Joe Montana... Played seven seasons with Minnesota (1992-1998) and two seasons with Washington (1999-2000) before joining Tampa Bay prior to last season... Calm, poised veteran signal caller who was the most coveted free agent quarterback signed in 2001... Productive signal-caller who exhibits pinpoint accuracy, good velocity and an excellent touch... Displays tremendous leadership ability and a ferocious work ethic... Career totals include 1,466 completions, 2,380 attempts, 16,379 yards, 92 touchdowns and 68 interceptions for a rating of 83.1... Has played in 82 regular season games with 66 starts... Owns a 41-25 record as a starter in the regular season... Has also started four playoff contests, completing 72-of-126 passes for 733 yards with two TDs and nine INTs in those games... Posted finest season as a pro in 1999, passing for a career-high 4,005 yards en route to his first Pro Bowl selection... Proved his durability by starting in all 16 games for the second time in 10 seasons in 2001 (also in 1999 with Washington)... Has been named NFC Offensive Player of the Week four times in his career... Signed a five-year contract with Tampa Bay as an unrestricted free agent on March 6, 2001.

*Brad has rallied his team to **Quick** victory on 23 occasions when his club was tied or trailed at the end of the third quarter.*

Slants

2001: Started all 16 games for the second time in his 10 seasons (also in 1999 with Washington)... Completed 340-of-559 passes for 3,406 yards with 13 TDs and 11 INTs for a

rating of 77.7... Also rushed 39 times for 120 yards and three TDs... Established team single-season marks for pass completions (340), attempts (559), best completion percentage (60.8%) and lowest interception percentage (1.97%)... Completed 50 percent of his passes in 13 of 16 games... Tied team record with 15 consecutive completions (last completion at St. Louis — 11/26 and first 14 at Cincinnati — 12/2), tying record held by Steve DeBerg (at Minnesota, 9/14/86)... Also had a record-setting day against Chicago (11/18), establishing a club record with 40 completions and tying a team mark with 56 attempts... Completed his first nine pass attempts at Dallas (9/9) in his Buccaneers debut and finished the game with 25 completions on 34 attempts for 195 yards... Added one-yard quarterback sneak to put the Buccaneers ahead for good in the fourth quarter... Passed for 224 yards at Minnesota (9/30), completing 20 on 34 attempts... Was 23-of-29 passing for 184 yards for a QB rating of 93.1 against Green Bay (10/7)... Completed 24-of-50 attempts for 287 yards with first three TD passes of season at Tennessee (10/14)... Hit WR Keyshawn Johnson eight times for 140 yards... Completed 24 passes on 40 attempts for 283 yards and one TD against Pittsburgh (10/21)... Had outstanding day against Minnesota (10/28) with 18 completions on 25 attempts for 214 yards and two touchdowns... Found TE Dave Moore for a five-yard touchdown throw and connected with RB Aaron Stecker on a 35-yard screen pass that hit paydirt... Led the Buccaneers on a 63-yard drive that set up K Martin Gramatica's 35-yard game-winning FG at Detroit (11/11)... Finished the game with 20 completions on 36 attempts for 188 yards, including a 12-yard touchdown to RB Warrick Dunn in the second quarter... Continued his consistent play behind center against Chicago (11/18), completing better than 71 percent of his passes (40-56) for 399 yards... His 40 completions was a single-game club record and 56 attempts tied for the most in a game by a Buccaneer (Doug Williams vs. Cleveland, 9/28/80)... Also rushed for a one-yard TD... Started at QB against St. Louis (11/26), completing 21 passes on 34 attempts for 185 yards... Was 26-of-33 passing (78.8%) for 231 yards and a rating of 95.8 at Cincinnati (12/2)... Completed his first 14 pass attempts to extend consecutive streak to 15 straight completions, tying the team record and also eclipsing his previous career-best of 13 consecutive completions... Was a perfect 12-of-12 for 97 yards in the first half... Hit WR Keyshawn Johnson while under pressure for a 13-yard TD with 45 seconds remaining against Detroit (12/9) for the game-winning score... Finished the game 31-of-54 passing for 305 yards with one touchdown and two INTs... Threw for 207 yards on 16-of-31 passing with three touchdowns against New Orleans (12/23)... Hit WR Karl Williams on the second play from scrimmage with a 14-yard bullet and also threw touchdown passes to Warrick Dunn and Dave Moore... Started at QB with 13 completions on 29 attempts for 90 yards against Baltimore (12/29) and had a one-yard touchdown plunge in the second quarter... Completed 22 passes on 36 attempts for 202 yards with four interceptions in playoff game at Philadelphia (1/12).

2000: Played in 12 games with 11 starts... Completed 228-of-365 passing (62.5%) for 2,505 yards with 11 TDs and 15 INTs... Also rushed 22 times for 58 yards with one TD... His 65.5% completion rate on third down was best in the NFC and second in the NFL behind Denver's Brian Griese... Completed 25-of-36 passes for 234 yards against Carolina (9/3)... Attempted career-high 49 passes, connecting on 30 for 241 yards vs. Dallas (9/18)... Compiled career-best QB rating of 145.8 at N.Y. Giants (9/24) on 14-of-20 passing for 289 yards with two TDs... Passed for 207 yards on 20-of-32 attempts with one TD vs. Tampa Bay (10/1)... Completed 25-of-36 attempts for 289 yards at Philadelphia (10/8)... Led team to third straight win over a Top four defense at Baltimore (10/15) on 18-of-27 day for 158 yards... Won fifth straight start with win at Jacksonville (10/22), throwing three TD passes and one INT on 16-of-24 passing for 269 yards... Injured left knee (strained MCL) in middle of fourth quarter against Tennessee (10/30) and did not play in next three games... Returned to starting lineup vs. N.Y. Giants (12/3), but was intercepted twice and completed 14-of-29 passes for 126 yards... Did not play following week at Dallas (12/10), but came in for injured Jeff George at Pittsburgh (12/16) and completed three-of-five passes for 53 yards... Started season finale against Arizona, totaling 192 yards with one TD and two INTs on 18-of-31 passing.

1999: Started all 16 regular season games and both playoff contests... Had a career year and was selected to his first Pro Bowl... Finished with a 90.0 QB rating (fifth-best in the NFL) after completing 316 of 519 passes (61%) for 4,005 yards with 24 TDs and 13 INTs... 316 com-

pletions set a team record, topping Joe Theismann's mark of 293 in 1981, and 4,005 yards passing ranks second all-time in Redskins history, 104 yards shy of Jay Schroeder's 4,109 yards in 1986... Completions (316), passes attempted (519), yards (4,005), percentage (61%), TD (24) and INTs (13) were all career-highs... One of five finalists for the Quarterback Club Jack Kent Cooke Award (Redskins MVP)... Started all 16 games and both playoff contests... Directed a Redskins offense that finished second in the NFL in total yards with 5,905 yards... Threw for a then-career-high and NFL-best 382 yards vs. Dallas (9/12) on opening day... Completed 20-of-28 for 231 yards with three TDs and no INTs, leading the Redskins to a 50-21 rout of the Giants (9/19) and earning NFC Offensive Player of the Week honors... Marked the Redskins largest point total since 1991... Completed 17-of-28 passes for 241 yards in Week 3 vs. the Jets (9/26)... Led the Redskins back from a 21-0 deficit to Carolina (10/3), completing 20-of-33 passes for 337 yards and tied a career-high four TDs, the Redskins best comeback ever... Was named NFC Offensive Player of the Week for the second time in three weeks - the first time a Redskins player has won the award twice in a season since Art Monk in 1991... First interception didn't come until Week 6... In Week 13 at Detroit (12/5), completed 26-of-43 passes for 249 yards, exceeding the 3,000-yard mark for the second time in his career... Completed 17-of-31 passes for 191 yards with two TDs and two INTs vs. Arizona (12/12), establishing a career-high in passing yards (3,222) and matching his career-high in TD passes (20), both of which he set in 1997 with Minnesota... In Week 16 at San Francisco (12/26) completed 32-of-47 passes for 471 yards and two TDs and also rushed for a TD... His play led the Redskins back from a 20-10 fourth-quarter deficit to a 26-20 overtime victory that clinched the NFC East title and the 471 passing yards set a Redskins single-game total, surpassing Sammy Baugh's 446 yards in 1948... Connected on 15-of-31 passes for 171 yards and one TD in an NFC Wild Card Playoff win over Detroit (1/8)... Acquired by Washington in trade (2/15/99) from Minnesota for 1999 first-round and third-round draft choices and a 2000 second-round pick.

1998: Played in four games with two starts... Started the season opener vs. Tampa Bay (9/6) and tied a career-best with four TD passes in the Minnesota victory... Forced out of the St. Louis game (9/13) in the fourth quarter with an undisplaced distal fracture of his right leg and was inactive for the next five games... Returned to the sideline but was inactive as the third QB vs. Tampa Bay (11/1)... Replaced an injured Randall Cunningham in the first quarter vs. New Orleans (11/8) and completed 28-of-38 passes (73.6 percent) for 316 yards... Broke his right thumb in that game and was sidelined again for the next five weeks... Returned vs. Jacksonville (12/20) and completed 4-of-7 passes for 34 yards and a TD in relief of Cunningham... Was the Vikings backup to Cunningham in the playoffs but did not play.

1997: Started 13 games... Finished fourth in the NFC in QB rating (84.5)... Despite missing three games, finished tied for third in the NFC in TD passes (20) and was fourth in passing yards (3,036)... Led the NFL in fourth-quarter passing with a 111.8 rating... Started the first 13 games of the season but injured his neck vs. Green Bay (12/1) and went on injured reserve for the last three regular season games and the playoffs... At the time of his injury, led the NFC in third-down passing yards (862) and third-down completions (77)... Threw a career-high 109 straight passes without an INT (10/12-11/9) and set a team record for consecutive games with a TD pass (15)... Set a career-high for completions (33) and completion percentage (75 percent) vs. Chicago (9/7) to earn NFC Offensive Player of the Week honors... The next week totaled 334 yards passing vs. Tampa Bay (9/14)... Completed 13 straight passes vs. Green Bay (9/21)... Against Carolina (10/12) completed a three-yard TD pass to himself to become the only player in NFL history to accomplish the feat... For that play won an ESPY for the NFL Play of the Year and the Fans Choice Award... Led the Vikings to three fourth-quarter comebacks during the season: Chicago (9/7), Arizona (10/5) and Chicago (11/9).

1996: Played in 12 games with eight starts and also started the Vikings playoff game... Earned NFC Offensive Player of the Week honors twice and finished third in the NFL in QB rating (89.4)... Also tied for third in the NFC in TD passes (17), despite starting just eight games... His 62.7 completion percentage was the second-highest in Vikings history and fourth in the league... Also ranked fifth in TD percentage (5.5 percent) and tied for seventh in yards-per-pass attempt (7.26)... His 99.7 QB rating in the fourth quarter led the NFC... Replaced an injured Warren Moon in the season opener vs. Detroit (9/1) and threw his first career TD

VETERANS

pass... Started his first career game the next week vs. Atlanta (9/8) and earned his first NFC Offensive Player of the Week distinction with 275 yards passing and two TDs... Completed a career-long 82-yard TD pass to Jake Reed at Oakland (11/17)... Set a career-high with four TD passes and completed 19-of-26 passes (73.1%) vs. Arizona (12/1)... His 152.4 QB rating vs. the Cardinals was the second-best single-game rating in Vikings history and earned him another NFC Offensive Player of the Week distinction... Ran for a TD in the playoff game vs. Dallas (12/28).

1995: Played for the World League's London Monarchs during the spring... Led the league in completions (194) and was second in yards (2,227) and TDs (13)... Played with the Vikings in five games... First action came vs. Pittsburgh (9/24) when he completed his only pass for 36 yards... Hit 10-of-17 in the fourth quarter vs. Green Bay (10/22)... Had completed 54 straight passes before suffering his first career INT in that game... Replaced Warren Moon in the final quarter of games vs. New Orleans (11/19) and Tampa Bay (12/3) and saw his final action of the season vs. Cleveland (12/9), completing 9-of-11 passes for a career-best completion percentage (81.8).

1994: Earned the Vikings backup role behind Moon due to a strong training camp and pre-season performance... Played in four games, seeing his first career action vs. Chicago (9/18), completing all three passes in the fourth quarter... Led the Vikings to their final TD in a 42-14 victory over the Bears... Also completed all five passes in the fourth quarter vs. Tampa Bay (10/30)... Saw his most extensive action vs. Detroit (12/17) when he replaced an injured Moon in the third quarter and completed 14-of-29 passes for 104 yards.

1993: Dressed as the Vikings third QB but was not active for the first 10 games... Did not dress for the final six games.

1992: Was inactive for 15 games... Activated but did not play vs. Washington (10/25)... Selected in the ninth round (227th overall) of the 1992 NFL Draft by the Vikings, the 14th quarterback taken.

College: A four-year letterman for Florida State... Played in nine games during the 1991 season... As a senior, completed 37-of-61 passes (60.7 percent) for 462 yards and five TDs and rushed for 52 yards on 10 carries... Began the 1990 season as the Seminoles' starting QB but was replaced by Casey Weldon in the sixth game... Finished the season with a career-high 1,136 yards, completing 109-of-163 passes (66.9 percent) with eight TDs... In addition to football, played on the Seminole basketball team as a freshman in 1987-88, starting 11 games... Earned a degree in physical education.

Personal: Married to Nikki, couple has a son Max... Was an all-American QB at Owen High in Black Mountain, North Carolina... Also an all-state basketball player and was a high school teammate of former NBA center Brad Dougherty... Lettered four times each in football and basketball... Once bowled a 278 in a charity league for leukemia... Wife, Nikki, was all-region volleyball player at the University of South Florida from 1985-89 and ended her career as the school's all-time leader in kills and digs... Established the inaugural Brad Johnson Football Camp for youth ages 8-18 this past summer... Brad and several of his teammates visited MacDill Air Force base following the September 11th attacks to show support for the troops... Was very active in the Washington, D.C. community... Involved with Brad's Buddies, which involved the Muscular Dystrophy Association, Children's Miracle Network and Gillette Children's Hospital... Was also active in Toys for Tots and took part in the United Way Hometown Huddle with a visit to the National Children's Center... Born James Bradley Johnson on September 13, 1968 in Marietta, Georgia.

Johnson's Career Statistics

YEAR	TEAM	G-S	ATT.	CMP.	PCT.	YDS.	YDS./ATT.	TD	TD%	INT.	INT%.	LG	RAT.
1992	Minnesota	Did not play											
1993	Minnesota	Did not play											
1994	Minnesota	4-0	37	22	59.5	150	4.05	0	0.0	0	0.0	15	68.5
1995	Minnesota	5-0	36	25	69.4	272	7.56	0	0.0	2	5.6	39	68.3
1996	Minnesota	12-8	311	195	62.7	2,258	7.26	17	5.5	10	3.2	82	89.4
1997	Minnesota	13-13	452	275	60.8	3,036	6.72	20	4.4	12	2.7	56	84.5
1998	Minnesota	4-2	101	65	64.4	747	7.40	7	6.9	5	5.0	48	89.0
1999	Washington	16-16	519	316	60.9	4,005	7.72	24	4.6	13	2.5	65	90.0
2000	Washington	12-11	365	228	62.5	2,505	6.86	11	3.0	15	4.1	77	75.7
2001	Tampa Bay	16-16	559	340	60.8	3,406	6.09	13	2.3	11	2.0	47	77.7
Totals		82-66	2,380	1,466	61.6	16,379	6.88	92	3.9	68	2.9	82	83.1
Playoffs		4-4	126	72	57.1	733	5.82	2	1.6	9	7.1	50	49.5

YEAR	TEAM	G-S	W-L	SACKED		RUSHING					
				NO.	YDS.	NO.	YDS.	AVG.	LG	TD	
1992	Minnesota	Did not play									
1993	Minnesota	Did not play									
1994	Minnesota	4-0	0-0	1	5	2	-2	-1.0	-1	0	
1995	Minnesota	5-0	0-0	2	18	9	-9	-1.0	3	0	
1996	Minnesota	12-8	5-3	15	119	34	90	2.6	13	1	
1997	Minnesota	13-13	8-5	26	164	35	139	4.0	28	0	
1998	Minnesota	4-2	2-0	4	30	12	15	1.3	6	0	
1999	Washington	16-16	10-6	29	177	26	31	1.2	12	2	
2000	Washington	12-11	7-4	20	150	22	58	2.6	21	1	
2001	Tampa Bay	16-16	9-7	44	269	39	120	3.1	21	3	
Totals		82-66	41-25	141	932	179	442	2.5	28	7	
Playoffs		4-4	1-3	8	56	4	16	4.0	8	1	

Single-Game Highs

Pass Attempts: 56, vs. Chicago, 11/18/01

Pass Completions: 40, vs. Chicago, 11/18/01

Passing Yards: 471, at San Francisco, 12/26/99

Interceptions: 4, at Detroit, 9/10/00

TDs: 4, vs. Arizona, 12/1/96;

at Carolina, 10/3/99

Long Pass: 82, at Oakland, 11/17/96

Rushing Yards: 44, at Detroit, 9/10/00

Additional Stats

Consecutive Passes without an Interception: 109 (10/12/97 - 10/26/97)

Consecutive Completions: 15, over two games, at St. Louis (11/26/01) and at Cincinnati (12/2/01)

Also: One three-yard TD reception in 1997

Record as a Starter - Regular Season (playoffs)

1996	5-3 (0-1)
1997	8-5
1998	2-0
1999	10-6 (1-1)
2000	7-4
2001	9-7 (0-1)
Totals	41-25 (1-3)

Record in Overtime: 5-2

Johnson's Year By Year Statistics

1994

Minnesota		Att	Comp	Yds	TD	Int	Lg	Sack
Sept. 8	@Chicago	3	3	16	0	0	7	0-0
Oct. 30	@Tampa Bay	5	5	30	0	0	9	0-0
Dec. 12	@Detroit	29	14	104	0	0	15	1-5
Totals		37	22	150	0	0	15	1-5

1995

Minnesota		Att	Comp	Yds	TD	Int	Lg	Sack
Sept. 24	@Pittsburgh	1	1	36	0	0	36	0-0
Oct. 22	@Green Bay	17	10	94	0	1	37	0-0
Nov. 19	New Orleans	7	5	70	0	0	39	0-0
Dec. 3	Tampa Bay	0	0	0	0	0	0	1-10
Dec. 12	Cleveland	11	9	72	0	1	24	1-8
Totals		36	25	272	0	2	39	2-18

1996

Minnesota		Att	Comp	Yds	TD	Int	Lg	Sack
Sept. 1	Detroit	23	16	157	1	0	31	1-7
Sept. 8*	@Atlanta	26	15	275	2	1	71	1-9
Sept. 22	Green Bay	1	0	0	0	0	0	0-0
Oct. 28	Chicago	15	10	79	0	0	18	1-0
Nov. 3*	Kansas City	42	22	218	1	2	50	1-8
Nov. 10	@Seattle	12	8	123	1	0	32	0-0
Nov. 17*	@Oakland	33	20	275	1	2	82	1-12
Nov. 24*	Denver	35	24	266	2	2	28	2-20
Dec. 1*	Arizona	26	19	238	4	0	40	1-6
Dec. 8*	@Detroit	29	19	195	3	0	30	2-22
Dec. 15*	Tampa Bay	35	25	221	1	2	36	3-27
Dec. 22*	@Green Bay	34	17	211	1	1	43	2-8
Totals		311	195	2,258	17	10	82	15-119
Playoffs								
Dec. 28*	@Dallas	27	15	208	1	2	50	2-3

1997

Minnesota		Att	Comp	Yds	TD	Int	Lg	Sack
Aug. 31*	@Buffalo	30	17	218	2	1	35	3-18
Sept. 7*	@Chicago	44	33	285	2	1	21	3-24
Sept. 14*	Tampa Bay	44	29	334	1	0	56	3-24
Sept. 21*	@Green Bay	34	19	217	3	2	28	3-9
Sept. 28*	Philadelphia	32	17	221	3	1	48	0-0
Oct. 5*	@Arizona	39	25	292	2	2	43	2-20
Oct. 12*	Carolina	34	17	203	2	1	56	0-0
Oct. 26*	@Tampa Bay	29	20	230	0	0	23	2-1
Nov. 2*	New England	31	18	227	1	0	43	1-5
Nov. 9*	Chicago	33	22	203	1	2	24	2-10
Nov. 16*	@Detroit	37	19	177	0	1	26	1-3
Nov. 23*	@NY Jets	35	24	312	3	0	49	0-0
Dec. 1*	Green Bay	30	15	117	0	1	21	6-35
Totals		452	275	3,036	20	12	56	26-164

1998

Minnesota		Att	Comp	Yds	TD	Int	Lg	Sack
Sept. 6*	Tampa Bay	25	15	189	4	1	48	1-8
Sept. 13*	@St. Louis	31	18	208	1	2	27	2-14
Nov. 8	New Orleans	38	28	316	1	2	42	1-8
Dec. 20	Jacksonville	7	4	34	1	0	17	0-0
Totals		101	65	747	7	5	48	4-30

1999

Washington		Att	Comp	Yds	TD	Int	Lg	Sack
Sept. 12*	Dallas	33	20	382	2	0	59	2-13
Sept. 19*	@NY Giants	28	20	231	3	0	27	0-0
Sept. 26*	@NY Jets	28	17	241	0	0	34	1-4
Oct. 3*	Carolina	33	20	337	4	0	62	3-29
Oct. 17*	@Arizona	40	24	248	1	2	23	1-5
Oct. 24*	@Dallas	35	23	218	2	0	44	1-7
Oct. 31*	Chicago	25	15	204	2	0	35	0-0
Nov. 7*	Buffalo	37	19	232	1	1	35	2-10
Nov. 14*	@Philadelphia	33	18	313	2	3	54	4-19
Nov. 21*	NY Giants	29	17	158	0	1	30	1-1
Nov. 28*	Philadelphia	36	25	218	1	1	20	0-0
Dec. 5*	@Detroit	43	26	249	1	2	39	5-32
Dec. 12*	Arizona	31	17	191	2	2	28	2-11
Dec. 19*	@Indianapolis	30	16	237	1	0	48	4-29
Dec. 26*	@San Francisco	47	32	471	2	1	65	3-17
Jan. 2*	Miami	11	7	75	0	0	20	0-0
Totals		519	316	4,005	24	13	65	29-177
Playoffs								
Jan. 8*	Detroit	31	15	174	1	2	30	1-8
Jan. 15*	@Tampa Bay	32	20	149	0	1	23	4-38

2000

Washington		Att	Comp	Yds	TD	Int	Lg	Sack
Sept. 3*	Carolina	36	25	234	0	0	26	0-0
Sept. 10*	@Detroit	35	23	245	1	4	21	1-16
Sept. 18*	Dallas	49	30	241	1	1	17	3-17
Sept. 24*	@N.Y. Giants	20	14	289	2	0	53	1-5
Oct. 1*	Tampa Bay	32	20	207	1	0	47	3-22
Oct. 8*	@Philadelphia	36	25	289	0	1	20	3-23
Oct. 15*	Baltimore	27	18	158	0	1	23	1-13
Oct. 22*	@Jacksonville	24	16	269	3	1	77	0-0
Oct. 30*	Tennessee	40	21	202	2	3	28	3-26
Dec. 3*	N.Y. Giants	29	14	126	0	2	18	2-8
Dec. 16	@Pittsburgh	5	3	53	0	0	30	1-5
Dec. 24*	Arizona	32	19	192	1	2	42	2-15
Totals		365	228	2,505	11	15	77	20-150

2001

Tampa Bay		Att	Comp	Yds	TD	Int	Lg	Sack
Sept. 9*	@Dallas	34	25	195	0	1	25	2-3
Sept. 30*	@Minnesota	34	20	224	0	1	35	1-1
Oct. 7*	Green Bay	29	23	184	0	0	22	5-30
Oct. 14*	@Tennessee	50	24	287	3	1	32	1-5
Oct. 21*	Pittsburgh	40	24	283	1	1	26	10-69
Oct. 28*	Minnesota	25	18	214	2	0	35	1-7
Nov. 4*	@Green Bay	30	18	177	2	0	22	7-44
Nov. 11*	@Detroit	36	20	188	1	0	23	2-13
Nov. 18*	Chicago	56	40	399	0	2	35	2-9
Nov. 26*	@St. Louis	34	21	185	0	1	29	2-12
Dec. 2*	@Cincinnati	33	26	231	0	0	34	6-32
Dec. 9*	Detroit	54	31	305	1	2	24	4-30
Dec. 16*	@Chicago	40	18	191	0	2	47	1-14
Dec. 23*	New Orleans	31	16	207	3	0	29	0-0
Dec. 29*	Baltimore	29	13	90	0	0	14	0-0
Jan. 6*	Philadelphia	4	3	46	0	0	36	0-0
Totals		559	340	3406	13	11	47	44-269
Playoffs								
Jan. 12*	@Philadelphia	36	22	202	0	4	46	1-7

* denotes games started

Keyshawn Johnson


WIDE RECEIVER

HT: 6-4; WT: 212; BORN: 7/22/72

NFL: 7TH YEAR

ACQUIRED: T(NY), 2000

COLLEGE: SOUTHERN CALIFORNIA



#19

Keyshawn recently opened a new restaurant called *Profusion in the International Mall in Tampa that specializes in Asian cuisine.*

Quick

Slants

Pro: A talented playmaker who can seize a game with his hands and speed... Combination of size and speed make him one of the most dangerous receivers in the National Football League... Swift and elusive but physical enough to punish would-be defenders... Big, physical receiver who can go over the middle and absorb a big hit... Entering third year with Buccaneers after playing four seasons with the

New York Jets, who drafted him with the top overall selection in the 1996 NFL draft... Has averaged 80 catches per season over his first six years in the NFL, earning trips to three Pro Bowls (1998-1999 with the Jets, 2001 with Tampa Bay)... Has caught at least one pass in every game he has played (93 games) and his teams own a 18-5 mark over the last four seasons when he scores a touchdown... Boasts 482 catches for 6,248 yards (13.0 avg.) and 40 touchdowns in his career... Has played in 93 games with 91 starts, as well as four playoff contests... His 482 catches through his first six seasons ranks third in league history, behind Indianapolis' Marvin Harrison (522, 1996-2001) and Green Bay's Sterling Sharpe (501, 1988-93)... Corralled in a career-high and NFC-best 106 receptions in 2001 (previous career-high of 89 catches with the New York Jets in 1999)... Reception totaled marked the most in franchise history and his career-high 1,266 receiving yards represented the second-most in club annals... First WR selected with the number one overall pick since Irving Fryar (New England) in 1984.

2001: Started 15 games (all but vs. Philadelphia), as well as playoff contest... Named to his third Pro Bowl, including his first as a Buccaneer... Also chosen to *Sports Illustrated's* All-Pro Team... Selected the Miller Lite Buccaneer Player of the Year and was also named Tampa Bay's MVP by the local beat writers... Totaled club-record and career-high 106 receptions for 1,266 yards (11.9 avg.) and one touchdown... 106 receptions ranked first in the NFC and second in the NFL... 1,266 receiving yards ranked second all-time in club history, as well fourth in the NFC and seventh in the NFL in 2001... Posted four 100-yard receiving games and added three games with 10 or more receptions in 2001... Became the fourth Buccaneer to eclipse the 1,000-yard plateau for a season... Surpassed Mark Carrier's team single-season record of 86 receptions with 10-catch day against Detroit (12/9)... Was first Buccaneer since Mark Carrier in 1989 to record back-to-back 100-yard receiving games at Tennessee and against Pittsburgh... Team-best seven catches for a game-high 96 yards at Minnesota (9/30)... Had several key receptions to keep scoring drives alive and had two receptions to put the team in scoring range on the last drive of the game... Led the team with nine receptions for 82 yards (9.1 avg.) against Green Bay (10/7)... Posted eight receptions for 140 yards at Tennessee (10/14)... Incredible performance on the last drive of regulation, accounting for 57 of the 62 yards on three catches to force the game into overtime... Had 10 catches for 159 yards against Pittsburgh (10/21), including eight for first downs... Was again the offensive spark at Green Bay (11/4), catching a team-high six passes for 63 yards... Four of the six catches were for first downs... Led the receiving corps with seven catches for 72 yards at Detroit (11/11), including a

key 18-yard completion for a first down on the last drive of the game to help set up K Martin Gramatica's game-winning FG... Continued his torrid season, reeling in a career-high 12 passes for 89 yards against Chicago (11/18)... The 12 catches marked the best single-game effort for a Buc WR and tied for the second-best performance overall (RB James Wilder - 13 catches vs. Minnesota, 9/15/85)... Tied for the team lead with seven receptions for 85 yards at Cincinnati (12/2), including two crucial receptions in overtime... Had third 100-yard game of the year with a 101-yard, 10-catch performance against Detroit (12/9)... Caught first touchdown of the season with remarkable 13-yard leaping grab with 45 seconds remaining to give the Buccaneers a 15-12 win... Posted four receptions for 59 yards on the game-winning drive, including a key catch on fourth and eight with 1:20 left in the game to keep the drive alive... Broke Mark Carrier's single-season record of 86 receptions in the fourth quarter with his fourth reception... Caught a team-high seven passes for 119 yards, including a season-long 47-yard reception, at Chicago (12/16)... Was declared inactive against Philadelphia (1/6) with a left ankle sprain... Returned to the starting lineup in playoff game against Philadelphia (1/12) with three receptions for game-high 75 yards, including a 46-yard play that set up a field goal by K Martin Gramatica on the final play of the first half.

2000: Started all 16 games and one playoff contest in his first season as a Buccaneer... Stepped in and became an instant weapon in the offensive arsenal, leading the team in receptions (71), receiving yards (874) and touchdown catches (8)... Reception total (71) marked the fourth-best in a single-season and was the most for a WR under head coach Tony Dungy... Eight scoring receptions marked the second-best single-season total in club history... Opened with a team-high four catches for 64 yards at New England (9/3)... Posted first career touchdown as a Buccaneer, hauling in a 13-yard pass from QB Shaun King in the third quarter vs. Chicago (9/10)... Snagged a season-high eight receptions for 84 yards in NFC Central matchup at Detroit (9/17)... Had a team-high six receptions for 42 yards (7.0 avg.) at Washington (10/1), including a 19-yard catch that set up K Martin Gramatica's 42-yard FG, sending the game into overtime... Made a spectacular 27-yard reception in Monday Night game at Minnesota (10/29)... Finished the game with five receptions for 71 yards... Collected six receptions for 79 yards against Detroit (10/19)... Had first 100-yard game as a Buccaneer against Minnesota (10/29), grabbing six passes for 121 yards (20.2 avg.) and one TD... Tied a career-high with two touchdown receptions at Atlanta (11/5), scoring on five and 29-yard strikes... Finished the game with three catches for 47 yards... Grabbed another touchdown pass vs. Green Bay (11/12) for five yards... Finished the game with five receptions for 51 yards... Collected four catches for 28 yards against Dallas (12/3)... Grabbed four passes for 41 yards in rainy conditions at Miami (12/10)... Showed up in fine fashion in prime-time Monday Night matchup against St. Louis (12/18) with a game-high seven receptions for 116 yards (16.6 avg.) and two touchdowns (tying a career-high)... His two receiving touchdowns were from eight and 17 yards, respectively... Recorded six receptions for 69 yards in freezing weather at Green Bay (12/24), including an 18-yard touchdown grab in the fourth quarter... Completed the season with an outstanding game at Philadelphia (12/31), setting club playoff records for receptions (6) and receiving yards (106).

1999: Started all 16 games... Posted a career-high 89 catches for a career-best 1,170 yards (13.1 avg.) and eight TDs... Earned second consecutive trip to the Pro Bowl (five catches for 35 yards in postseason game)... Opened season with eight grabs for career-high 194 yards and one TD versus New England (9/12)... Caught eight passes for 98 yards and one score in victory at Denver (10/3)... Added eight receptions for 94 yards in Monday Night loss to Jacksonville (10/11)... Posted five catches for 45 yards against Indianapolis (10/17)... Paced team with five grabs for 72 yards at Oakland (10/24)... Caught two passes for 51 yards in 12-7 win over Arizona (11/7)... Snagged a 43-yard TD pass from Rick Mirer in fourth quarter for winning score... Hauled in six passes for 57 yards and one score in Monday Night win over Patriots (11/15)... Had four catches for 42 yards in victory over Bills (11/21)... Paced team with four catches for 56 yards at Colts (11/28)... Posted 10 catches for 98 yards and one TD in cross-town loss to Giants (12/5)... Turned in career day in victory over Miami (12/12)... Bagged career-high 11 catches for 144 yards and two TDs... Had six receptions for 96 yards in win at Dallas (12/19)... Posted three catches for 27 yards and one score in second win over Dolphins (12/27).

VETERANS

1998: Started all 16 games... Racked up 83 catches for 1,131 yards (13.6 avg.) and career-high 10 TDs... Earned first Pro Bowl berth and was named the game's co-MVP (with Ty Law) with his seven-catch, 87-yard performance... Launched season with nine catches for 126 yards and two scores at San Francisco (9/6)... Hauled in six passes for 81 yards and one TD against Baltimore (9/13)... Caught two passes for 20 yards and one score in win over Indianapolis (9/20)... Provided outstanding run blocking on the outside as Jets rolled up 302 yards on the ground... Snagged three balls for 28 yards and a TD versus Miami (10/4)... Posted four catches for 79 yards at St. Louis (10/11)... Paced team with four receptions for 79 yards in Monday Night win at New England (10/19)... Had two catches for 20 yards and one score in victory over Atlanta (10/25)... Caught team-leading seven passes for 95 yards and one TD in 34-12 win over Bills (11/8)... Corralled five passes for 107 yards at Colts (11/15)... Racked up 10 receptions for 112 yards and one score in 24-3 win at Tennessee (11/22)... Posted three catches for 77 yards and scored on a 35-yard reverse in 48-21 rout over Carolina (11/29)... Scoring run was his first career rushing attempt... Ran roughshod through the Seahawks secondary, hauling in nine passes for 114 yards and one TD in 32-31 win over Seattle (12/6)... Had five grabs for 44 yards in victory at Miami (12/13)... Posted seven receptions for 66 yards at Buffalo (12/19), helping Jets clinch first-ever AFC East title... Ended regular season with six catches for 75 yards and one score in 31-10 win over Patriots (12/27)... Turned in phenomenal all-around performance in divisional playoff win over Jacksonville (1/10)... Caught nine passes for 121 yards and one TD, adding a 10-yard scoring run, one fumble recovery and an INT on the Jaguars' Hail Mary attempt at the end of the game... His nine catches tied a club single-season playoff mark, while his 121 yards ranked fourth on the Jets' all-time list... Had seven catches for 73 yards in AFC Championship Game loss at Denver (1/17).

1997: Started all 16 games... Hauled in 70 passes for 963 yards, averaging a career-high 13.8 yards per catch... Scored five TDs, helping Jets increase 1996 win total by eight... Posted 47 first-down receptions... Caught six passes for 68 yards in season-opening win at Seattle (8/31)... Paced team with 86 yards on three grabs versus Buffalo (9/7)... Collected six catches for 62 yards at Patriots (9/14), including 24-yard TD that sent the game into overtime... Caught three passes for 28 yards and a score in win at Cincinnati (9/28)... Posted four receptions for 80 yards - including a one-handed, seven-yard scoring snag - against Miami (10/12)... Added four catches for 66 yards against New England (10/19)... Caught four passes for 63 yards in overtime win over Baltimore (11/2)... Set up John Hall's game-winning 37-yard FG with a 21-yard catch... Hauled in six passes for 79 yards at Dolphins (11/9)... Four of his catches were for first downs... Bagged a 35-yard scoring catch at Chicago (11/16)... Caught a season-high nine balls for 104 yards in win over Minnesota (11/23)... Posted five receptions for 99 yards and one TD at Bills (11/30)... Paced the club with seven catches for 79 yards versus Indianapolis (12/7)... Concluded season with six catches for 59 yards at Detroit (12/21).

1996: Played in 14 games with 12 starts as a rookie... Caught 63 passes for 844 yards (13.4 avg.)... Finished second to Rams Eddie Kennison among rookies with eight TDs... First NFL reception was a 50-yard grab at Denver (9/1)... Caught five passes for 53 yards versus Colts (9/8), including his first career TD, an 11-yard scoring snag... Hauled in six passes for 59 yards and one TD at Miami (9/15)... Had season-high eight catches for 74 yards at Washington (9/29)... Inactive for the next two games due to a knee injury that required arthroscopic surgery... Returned to action versus Bills (10/20), matching season-high with eight catches for 94 yards and career-best two TDs... Posted seven grabs for 94 yards and one score in win at Arizona (10/27)... Caught four passes for 44 yards against Patriots (11/10)... Hauled in five passes for 91 yards at Indianapolis (11/17)... Collected three catches for 48 yards and one score at Oilers (12/1)... Had seven receptions for 91 yards and one TD at New England (12/8)... Posted four catches for 77 yards and a score versus Philadelphia (12/14)... Finished up rookie campaign with three catches for 45 yards against Miami (12/22).

College: Two-time All-America selection at Southern California... Played two seasons for the Trojans after transferring from West Los Angeles Junior College... Ranks second on USC's career receptions (176) and receiving yards list (2,940)... Ranks fourth among Trojans with 19 TD catches... Set school and Pac-10 records for single-season receptions (102) as a senior... Finalist for the Fred Biletnikoff Award, given to the nation's top receiver... Named Offensive

Player of the Year by *Football News*... Lit up Northwestern in the Rose Bowl, snagging 12 passes for a Rose Bowl-record 216 yards and one TD in the Trojans' 41-32 win... Earned game MVP honors... Had nine 100-yard receiving games as a junior, setting another USC mark... Racked up 222 yards on eight catches with three TDs in Cotton Bowl win over Texas Tech... Set a Cotton Bowl receiving yards record and earned Offensive MVP honors... Earned JC All-America honors at West Los Angeles... Also lettered in track there, competing in the 200m (21.90), 400m (47.69) and long jump (24-6 1/2)... Earned degrees in history and sociology from USC.

Personal: Married to Shikiri; splits time between Tampa and Los Angeles with daughter, Maia (6), and son, Keyshawn, Jr. (4)... Joined former President Clinton and other prominent sports figures for an ESPN panel discussion on racial issues in sports... After being drafted by Jets, launched "Key's Kids," a program which rewards academic achievement and enables inner city and underprivileged kids to attend Jets home games... Has continued the program in Tampa... Provides assistance to local charities through his corporation, Keyshawn Inc.... Created Keyshawn Johnson Scholarship Fund in 1996, which has evolved into the Keyshawn and Shikiri Johnson Education Fund... Administers scholarships and programs to promote education, health, welfare and personal growth for youth... Other activities include Starlight Foundation, Muscular Dystrophy Association, Multiple Sclerosis Association, United Cerebral Palsy and the Brotherhood Crusade... Also involved in community development projects in Los Angeles... Serves as a partner in Chesterfield Square development... Owns a restaurant in Beverly Hills called REIGN and recently opened Profusion in the International Plaza in Tampa... Has plans for additional business ventures in Southern California... Served as a guest speaker at the 2002 NFL Rookie Symposium... Grew up near the USC campus and served as a ball boy for the Trojans for six years... Also worked as a runner for the USC sports information office... Lettered in both football and track at Dorsey High School in Los Angeles, earning first-team all-state football honors as a senior... Born Keyshawn Johnson on July 22, 1972 in Los Angeles, California.

Johnson's Career Statistics

YEAR	TEAM	RECEIVING						RUSHING					
		G-S	NO.	YDS.	AVG.	LG	TD	NO.	YDS.	AVG.	LG	TD	
1996	NYJ	14-12	63	844	13.4	50	8	0	0	0.0	0	0	
1997	NYJ	16-16	70	963	13.8	39	5	0	0	0.0	0	0	
1998	NYJ	16-16	83	1,131	13.6	41t	10	2	60	30.0	35t	1	
1999	NYJ	16-16	89	1,170	13.1	65	8	5	6	1.2	12	0	
2000	Tampa Bay	16-16	71	874	12.3	38	8	2	5	2.5	3	0	
2001	Tampa Bay	15-15	106	1,266	11.9	47	1	0	0	0.0	0	0	
TOTALS		93-91	482	6,248	13.0	65	40	9	71	7.9	35t	1	
PLAYOFFS		4-4	25	375	15.0	46	1	2	28	14.0	18	1	

Single-Game Highs

Receptions: 12, vs. Chicago, 11/18/01

Receiving Yards: 194, vs. New England, 9/12/99

Long Reception: 65, vs. New England, 9/12/99

Touchdowns: 2 (five times), last vs. St. Louis, 12/18/00

1996 Game-By-Game Receiving

DATE	OPPONENT	NO.	YDS.	AVG.	LG	TD	DATE	OPPONENT	NO.	YDS.	AVG.	LG	TD
9/1	@Denver	1	50	50.0	50	0	10/27	Arizona	7	94	13.4	34	1
9/8	Indianapolis	5	53	10.6	14	1	11/10	New England	4	44	11.0	20	0
9/15	@Miami	6	59	9.8	29	1	11/17	@Indianapolis	5	91	10.7	13	0
9/22	N.Y. Giants	1	14	14.0	14	0	11/24	@Buffalo	1	10	10.0	10	0
9/29	@Washington	8	74	9.3	16	0	12/1	Houston	3	48	16.0	23	1
10/6	Oakland			inactive			12/8	@New England	7	91	13.0	26	1
10/13	@Jacksonville			inactive			12/14	Philadelphia	4	77	19.3	46	1
10/20	Buffalo	8	94	11.8	18	2	12/22	Miami	3	45	15.0	20	0

VETERANS

1997 Game-By-Game Receiving

DATE	OPPONENT	NO.	YDS.	AVG.	LG	TD	DATE	OPPONENT	NO.	YDS.	AVG.	LG	TD
8/31	@Seattle	6	68	11.3	15	0	11/2	Baltimore	4	63	15.8	22	0
9/7	Buffalo	3	86	28.7	39	0	11/9	@Miami	6	79	13.2	25	0
9/14	@New England	6	62	10.3	24t	1	11/16	@Chicago	1	35	35.0	35t	1
9/21	Oakland	2	22	11.0	18	0	11/23	Minnesota	9	104	11.6	24	0
9/28	@Cincinnati	3	28	9.3	12t	1	11/30	@Buffalo	5	99	19.8	29t	1
10/5	@Indianapolis	1	11	11.0	11	0	12/7	Indianapolis	7	79	11.3	18	0
10/12	Miami	4	80	20.0	31	1	12/14	Tampa Bay	3	22	7.4	12	0
10/19	New England	4	66	16.5	27	0	12/21	@Detroit	6	59	9.8	14	0

1998 Game-By-Game Receiving

DATE	OPPONENT	NO.	YDS.	AVG.	LG	TD	DATE	OPPONENT	NO.	YDS.	AVG.	LG	TD
9/6	@San Francisco	9	126	14.0	41t	2	11/15	@Indianapolis	5	107	21.4	33	0
9/13	Baltimore	6	81	13.5	24	1	11/22	@Tennessee	10	112	11.2	23	1
9/20	Indianapolis	2	20	10.5	11t	1	11/29	Carolina	3	77	25.7	37	0
10/4	Miami	3	28	9.3	12	1	12/6	Seattle	9	114	12.7	20	1
10/11	@St. Louis	4	79	19.8	35	0	12/13	@Miami	5	44	8.8	18	0
10/19	@New England	4	78	19.5	29	0	12/19	@Buffalo	7	66	9.4	16	0
10/25	Atlanta	2	20	10.0	12t	1	12/27	New England	6	75	12.5	24t	1
11/1	@Kansas City	1	9	9.0	9	0	1/10	Jacksonville	9	121	13.4	23	1
11/8	Buffalo	7	95	13.6	25t	1	1/17	@Denver	7	73	10.1	25	0

1999 Game-By-Game Receiving

DATE	OPPONENT	NO.	YDS.	AVG.	LG	TD	DATE	OPPONENT	NO.	YDS.	AVG.	LG	TD
9/12	New England	8	194	24.3	65	1	11/15	@New England	6	57	9.5	17	1
9/19	@Buffalo	3	47	15.7	27	0	11/21	Buffalo	4	42	10.5	18	0
9/26	Washington	3	27	9.0	15	0	11/28	@Indianapolis	4	56	14.0	21	0
10/3	@Denver	8	98	12.3	26	1	12/5	@N.Y. Giants	10	98	9.8	22	1
10/11	Jacksonville	8	94	11.8	20	0	12/12	Miami	11	144	13.1	27	2
10/17	Indianapolis	5	45	9.0	18	0	12/19	@Dallas	6	96	16.0	35	0
10/24	@Oakland	5	72	14.4	28	0	12/27	@Miami	3	29	9.7	13	1
11/7	Arizona	2	51	25.5	43	1	1/2	Seattle	3	20	6.7	8	0

2000 Game-By-Game Receiving

DATE	OPPONENT	NO.	YDS.	AVG.	LG	TD	DATE	OPPONENT	NO.	YDS.	AVG.	LG	TD
9/3	@New England	4	64	16.0	27	0	11/12	Green Bay	5	51	10.2	19	1
9/10	Chicago	2	32	16.0	19	1	11/19	@Chicago	2	13	6.5	9	0
9/17	@Detroit	8	84	10.5	38	0	11/26	Buffalo	2	15	7.5	12	0
9/24	N.Y. Jets	1	1	1.0	1	0	12/3	Dallas	4	28	7.0	19	0
10/1	@Washington	6	42	7.0	19	0	12/10	at Miami	4	41	10.3	19	0
10/9	@Minnesota	5	71	14.2	27	0	12/18	St. Louis	7	116	16.6	32	2
10/19	Detroit	6	79	13.2	17	0	12/24	at Green Bay	6	69	11.5	18	1
10/29	Minnesota	6	121	20.2	35	1	12/31	@Philadelphia	6	106	17.7	41	0
11/5	@Atlanta	3	47	15.7	29	2							

2001 Game-By-Game Receiving

DATE	OPPONENT	NO.	YDS.	AVG.	LG	TD	DATE	OPPONENT	NO.	YDS.	AVG.	LG	TD
9/9	@Dallas	7	71	10.1	19	0	11/26	@St. Louis	5	57	11.4	19	0
9/30	@Minnesota	7	96	13.7	22	0	12/2	@Cincinnati	7	85	12.1	34	0
10/7	Green Bay	9	82	9.1	22	0	12/9	Detroit	10	101	10.1	17	1
10/14	@Tennessee	8	140	17.5	32	0	12/16	@Chicago	7	119	17.0	47	0
10/21	Pittsburgh	10	159	15.9	26	0	12/23	New Orleans	2	41	20.5	25	0
10/28	Minnesota	5	62	12.4	21	0	12/29	Baltimore	4	29	7.3	9	0
11/4	@Green Bay	6	63	10.5	22	0	1/6	Philadelphia			inactive		
11/11	@Detroit	7	72	10.3	19	0	1/12	@Philadelphia	3	75	25.0	46	0
11/18	Chicago	12	89	7.4	22	0							

Regular Season Team-By-Team Performance Chart

Team	Rec.	Yds.	TDs
Patriots	49	731	5
Dolphins	45	549	6
Bills	40	554	4
Lions	37	395	1
Colts	34	462	2
Vikings	32	454	1
Packers	26	265	2
Bears	24	288	2
Oilers/Titans	21	300	2
Seahawks	18	202	1
Cowboys	17	195	0
Redskins	17	143	0
Rams	16	252	2
Ravens	14	173	1
Giants	11	112	1
Steelers	10	159	0
Bengals	10	113	1
Broncos	9	148	1
Cardinals	9	145	2
49ers	9	126	2
Jaguars	8	94	0
Raiders	7	94	0
Falcons	5	67	3
Eagles	4	77	1
Panthers	3	77	0
Buccaneers	3	22	0
Saints	2	41	0
Chiefs	1	9	0
Jets	1	1	0
Totals	482	6,248	40

Touchdown Receptions Team-By-Team

Team	TD Receptions
Dolphins	6
Patriots	5
Bills	4
Falcons	3
Bears	2
Cardinals	2
Colts	2
49ers	2
Oilers/Titans	2
Packers	2
Rams	2
Bengals	1
Broncos	1
Eagles	1
Giants	1
Lions	1
Ravens	1
Seahawks	1
Vikings	1
Totals	40

Rob Johnson


QUARTERBACK

HT: 6-4; WT: 212; BORN: 3/18/73

NFL: 8TH YEAR

ACQUIRED: FA, 2002

COLLEGE: SOUTHERN CALIFORNIA



Rob was a college teammate of WR Keyshawn Johnson at USC in 1994 and also played with WR Keenan McCardell at Jacksonville in 1996 and 1997.

Starts

Quick

Pro: Proven, veteran signal-caller who adds depth to one of the league's deepest quarterback rotations... Displays great accuracy and mobility... Signed with Tampa Bay on March 9, 2002... Played for Buffalo in each of the previous four seasons (1998-2001)... Spent first three NFL seasons with Jacksonville from 1995-97, primarily as a backup to Mark Brunell... Completion percentage of 60.48% (401-663)

with Buffalo ranked first in team history... Also ranked first in Bills history for lowest interception percentage (2.56) and second in yards per attempt (7.24)... Has played in 36 games with 27 starts... Also started one playoff contest... Acquired by Bills on February 13, 1998 from Jacksonville in exchange for the Bills' first and fourth round selections in the 1998 NFL Draft... Was selected by the Jaguars with the first pick of the fourth round of the 1995 NFL Draft (99th selection overall).

2001: Started eight games at quarterback for Buffalo... Completed 134-of-216 passes (62.0%) for 1,465 yards with five touchdowns and seven interceptions... Also rushed 36 times for 241 yards (6.7 avg.) with one TD... Started season opener vs. New Orleans (9/9) for the third time in four years and the fourth time in the last five years... Completed 16 passes on 27 attempts for a total of 160 yards and rushed for 23 yards on three carries... Passed for 257 yards on 37 attempts and carried the ball five times for 63 yards vs. Indianapolis (9/23), the most ever by a Bills QB in a road game... Completed 13 passes for 104 yards and rushed 15 yards on two attempts vs. Pittsburgh (9/30)... 46-yard touchdown pass to Eric Moulds was his 24th career touchdown pass with the Bills... Had three completions on four attempts for 57 yards before being assisted off the field following a blow to the head late in the first quarter vs. N.Y. Jets (10/7)... Played his best game of the season to that point against his former team at Jacksonville (10/18) by completing 23 of 30 passes for 238 yards and a TD toss to Moulds in the Bills victory... Also ran for 22 yards... Showed his leadership and toughness while managing the ballgame under duress, completing 24-of-37 passes, totaling 310 yards, throwing for a TD, rushing for another and carrying the ball 11 times for a team-high of 67 yards; his 61-yard TD pass to Peerless Price with 10:21 remaining in the fourth quarter put the team within three points at San Diego (10/28)... Continued effectiveness on third down completing 8-of-11 for 73 yards and threw his 27th career TD pass, 27 yards to Jay Riemersma in the fourth quarter... Completed 17 passes on 33 attempts for 172 yards vs. Indianapolis (11/4)... Had 14 completions on 27 attempts for 167 yards leaving the game in the fourth quarter with a broken collarbone at New England (11/11)... Was inactive with a shoulder injury for the last seven games of the season.

2000: Played in 12 games with 11 starts... Completed 175-of-306 passes for 2,125 yards with 12 TDs and seven INTs... Also rushed for 307 yards on 42 carries (7.3 avg.) with one score... Voted as one of Buffalo's team captains for the season... Started the season helping Bills to win over Tennessee (9/3)... Was nine-of-18 for 107 yards and a touchdown against defense that finished the year ranked number one... Also rushed for a game-high 60 yards on just six

carries... Left the game in the fourth quarter after suffering a nerve injury in his ankle... Started his 10th career game in the Bills 27-18 victory vs. Green Bay (9/10)... Threw for 259 yards and three touchdowns on 18-26 passing with one interception... Also tied for the team lead with 31 yards rushing and his three TDs marked the third time in his career in which he had thrown for three in one game (9/20/98 vs. Rams and 12/27/98 at Saints)... Had his streak of passes without an INT broken at 122, fourth best in team history... Had another solid outing in week three with 291 yards passing on 21-36 passing at N.Y. Jets (9/17)... Threw two TDs, including a career-long 74-yarder to Jeremy McDaniell in the second quarter against the Jets... Threw for 246 yards on 21-of-32 passing and one touchdown vs. Indianapolis (10/1)... Rallied the Bills from a 15-9 deficit against the Colts when he found WR Eric Moulds on a 40-yard TD pass with just 1:14 remaining before Indy moved in and kicked the game-winning FG with no time on the clock... Threw for 178 yards on 11-of-26 passing at Miami (10/8)... Rallied the Bills to within two points before a Bills fumble was returned for a touchdown... Left the Dolphins game with an elbow injury but would have returned if the offense took the field again... Also led the Bills with 44 yards rushing on just four carries... Threw 29-of-47 for 321 yards (all career highs) vs. San Diego (10/15) and guided the Bills back from a fourth quarter deficit by closing the gap on a 99-yard TD drive and a 69-yard FG drive that tied the game with just seven seconds remaining... Left the game in OT with a sprained shoulder... Returned to action vs. Chicago (11/12) as he played one series in the second quarter... Led the Bills to three points just before the half and finished 2-3 for 29 yards... Started his first game back from injury and led the Bills to a 21-17 win at Kansas City (11/19)... Accounted for all three Bills TDs by throwing two and running for one... Finished the game 21-36 for 196 yards and two touchdowns... Also led the team with 41 yards rushing and a TD... Took the opening kickoff 71 yards and engineered a 10-play drive culminating in a nine-yard TD pass to Eric Moulds... Also threw an 18-yard TD to Jay Riemersma in the fourth quarter... Made the play of the day on a 12-yard TD run that ended when he dove past the pylon for the game-winning TD... Play earned him DirectTV "NFL Play of the Week" Award... Led the Bills to more than 400 yards in total offense in the loss at Tampa Bay (11/26)... Finished 24-of-39 for 262 yards with 2 TDs and 0 INTs... Used his scrambling ability throughout the game against a tough Bucs defense to find the open receivers... Spread out the Bucs by completing passes to nine different receivers... Vs. Miami (12/3) completed 6-of-18 passes for 44 yards and two INTs... Threw two INTs in consecutive games for first time in his career with pair at Indianapolis (12/11)... Finished the primetime match-up 12-22 for 188 yards... Suffered a concussion in the second quarter vs. New England (12/17) and did not return... Was the third quarterback in finale at Seattle (12/23) due to his concussion the week before.

1999: Played in two games with one start for Buffalo... 25-of-34 passing for 298 yards with two TDs... Made lone start in season finale and that led to starting nod in dramatic Wild Card game at Tennessee... Did not appear in the first two regular season games... Saw first action of the season in victory vs. Philadelphia (9/26), where he completed one of two passes for 11 yards and ran for 25 yards on one carry before being shaken up on a sack in the fourth quarter and leaving the game... Was then inactive at Miami (10/4) and vs. Pittsburgh (10/10)... Was the third QB vs. Oakland (10/17) and the second through game 15... Started his first game of the season in finale vs. Indianapolis (1/2) and put up amazing numbers... Threw for 287 yards on 24-of-32 passing and two touchdowns... Guided the offense to a season-high 419 total yards in dominating the AFC East champs, who were playing for home field advantage in the playoffs but left Buffalo with a 31-6 defeat... Won his fourth start in a row, upping his record as a starter to 5-3... The performance vs. Indianapolis led to selection as AFC Offensive Player of the Week and contributed to decision to give him the start for playoff game... Made NFL post-season debut with start in Wild Card Game at Tennessee (1/8) and had a memorable day... Despite playing behind a depleted offensive line, showed amazing poise and presence in hostile Adelphia Coliseum and would have emerged as the game's hero if not for the Titans now-famous kickoff return... Trailing 12-0 at the half, came out on the opening drive of the third quarter and directed the Bills to a 62-yard TD drive that cut the deficit to 12-7... Followed that by giving the Bills their first lead of the day on a nine-play, 65-yard drive late in the third that was capped off by an Antowain Smith touchdown run early in the fourth quarter... After a late Titans FG put the hosts up 15-13, the Bills took over offense with 1:41 remaining in the game

and no timeouts... Johnson led the offense on a six-play, 38-yard drive in just 1:32 that was highlighted by a pair of Johnson passes to WR Peerless Price, the second of which came after Johnson lost his shoe and executed the play wearing just one... The completion set-up Steve Christie's apparent game-winning 41-yard field goal with just 20 seconds remaining but the lead was soon erased.

1998: Played in eight games and started six in his first season with the Bills... Threw for 910 yards on 67-of-107 passing with eight TDs and three INTs... Finished with an average gain per pass attempt of 8.5 yards for the third-highest single-season average in team history... INT percentage of 2.80 and completion percentage of 62.62 both rank as the fourth-highest single-season figures in Bills history (min. 100 attempts for all three categories)... Started his second career NFL game (and first with the Bills) in the season opener at San Diego (9/6)... Suffered a mild concussion on the first play of the second half vs. Chargers and did not return... Returned to start the following week at Miami (9/13) and threw first TD pass as a Bill on a 28-yarder to Eric Moulds... Started game three vs. St. Louis (9/20) and completed 18 passes on 28 attempts for 231 yards and a career-best three TDs... Also had a career-long run of 32 yards vs. Rams, which was the third longest rush ever by a Bills QB... Left the Rams game in the fourth quarter with a mild concussion... Was outstanding in game four start vs. San Francisco (10/4), leading Bills to upset win over Niners that began the team's turnaround from its 0-3 start and started a five-game win streak... Opened the game with a 50-yard pass to Eric Moulds and was 19-of-27 passing for a season-high 254 yards and a five-yard TD pass to Quinn Early... Started game six at Indianapolis (10/11)... Injured his ribs on the third play from scrimmage and did not return... Was third QB/inactive for the next four games... Was #2 QB for first time since rib injury but did not play vs. New England (11/15)... Saw first action since injury in fourth quarter of game 11 vs. Indianapolis (11/22)... Was 0-2 in three drives worth of action... Also played final series in game 14 vs. Oakland (12/13) but did not attempt a pass... Started the regular season finale at New Orleans (12/27) while Doug Flutie rested a sore leg... Enjoyed an outstanding game vs. Saints, completing 12-of-18 passes for 216 yards and three TDs (1, 23, and 66 yards)... Also rushed for 23 yards and a TD in leading the Bills to a 45-point offensive output... Distributed his 12 completions against the Saints among seven different receivers... Dressed but did not play in Wild Card game at Miami (1/2).

1997: Saw action in five games with one start for Jacksonville... Completed 22-of-28 passes for 344 yards with two TDs and two INTs... After playing in just one game in his first two seasons with Jacksonville, was forced into the starting role for the season opener at Baltimore (8/31) following a preseason injury to Mark Brunell... Turned in an outstanding performance in leading the Jaguars to a 28-27 win... Completed 20-of-24 passes for 294 yards and two touchdowns and also rushed for another TD... Completion percentage of 83.3 percent against the Ravens set a team record and was the best by any first-time starter since the 1970 AFL-NFL merger... Opened the Ravens game in extremely impressive fashion, leading the team to TDs on two of the first four drives... Completed his first eight passes, including 3-3 for 41 yards on the game-opening drive that he capped with a 25-yard TD run... Closed the game with six straight completions and went 4-4 for 85 yards on the game-winning drive in the fourth quarter that ended with a 28-yard TD pass to Jimmy Smith... Was forced to leave the game twice with a severe high ankle sprain but returned each time... Brunell returned to the starting lineup and Johnson saw action in just four more games through the rest of the season... Started the final two preseason games in place of the injured Brunell and was 2-0 as the starter... Had the NFL's highest QB rating (142.9), completing 28 of 39 passes (71.8%) for 506 yards with six TDs and one INT.

1996: Was the Jaguars number two quarterback but did not play in any games as Brunell was the NFL's only QB to take every one of his team's snaps... Only action came in the pre-season when he played in every game and completed 30-of-43 passes (69.8%) for 336 yards, three touchdowns and no interceptions... Also rushed three times for 23 yards, including a seven-yard scoring run vs. San Francisco.

1995: Was in uniform for every game and saw action in one contest... Was the Jags' number two QB four times and the inactive/third QB 11 times... Only playing time came at Detroit (12/17) when he completed 3-of-7 passes for 24 yards, with one interception and also had

three rushes for 17 yards... Entered game in place of Steve Beuerlein with 3:57 remaining in the third quarter and Jacksonville trailing 37-0... Directed three series, with one ending on an interception and the other two on failed fourth down conversions, including one at the Lions one-yard line... Saw action in one preseason game at Miami (8/4) and was 3-for-6 for 16 yards passing and also had a 19-yard run... Was selected by the Jags with the first pick of the fourth round of the 1995 NFL Draft (99th selection overall)... Was the seventh quarterback drafted behind Steve McNair, Kerry Collins, Todd Collins, Kordell Stewart, Stoney Case and Eric Zeier.

College: Had an outstanding collegiate career at USC and left as the school's all-time leader in completions (676), yards (8,472), and touchdowns (58), breaking Rodney Peete's records... His 64.6 completion percentage is also a school mark... Ranks sixth all-time in the Pac-10 in career passing yardage and is fourth in touchdown passes... Was one of the nation's premier quarterbacks in 1994 and was one of six finalists for the Johnny Unitas Golden Arm Award, given to the top senior QB... Started nine games as a senior (missed two with an ankle injury) and completed 170-of-255 passes (66.7%) for 2,210 yards and 12 TDs... As a junior, became the first Trojan ever to throw for 3,000 yards in a season when he was 308-of-449 passing (68.6%) for 3,630 yards and 29 TDs... That completion percentage was the highest in the NCAA since BYU's Steve Young's in 1983... Was an All-Pac-10 honorable mention selection as a sophomore when he was 163-of-285 passing for 2,118 yards and 12 TDs... Became the first true freshman to start a game in the post World War II era at USC when he opened up against Arizona in 1991... Majored in communications and earned Pac-10 Conference Academic Team honors in 1992 and 1993.

Personal: Enjoyed a stellar career at El Toro (CA) High where he played for his father, Bob... Selected as Back of the Year and first-team All-Orange County by the Los Angeles Times following a senior season in which he completed 207-of-303 passes for 2,788 yards and 28 TDs... Played wide receiver as a junior when future NFL QB Steve Stenstrom was the starter... Was

Johnson's Career Statistics

YEAR	TEAM	G-S	ATT.	CMP.	PCT.	YDS	YDS./ATT.	TD	TD%	INT	INT%	LG	RAT.
1995	Jacksonville	1-0	7	3	42.9	24	3.43	0	0.0	1	1.4	19	12.5
1996	Jacksonville	0-0	0	0	0.0	0	0.00	0	0.0	0	0.0	0	0.0
1997	Jacksonville	5-1	28	22	78.6	344	12.29	2	7.1	2	7.1	40	111.9
1998	Buffalo	8-6	107	67	62.6	910	8.50	8	7.5	3	2.8	66t	102.9
1999	Buffalo	2-1	34	25	73.5	298	8.76	2	5.9	0	0.0	42	119.5
2000	Buffalo	12-11	306	175	57.2	2,125	6.94	12	3.9	7	2.3	74t	82.2
2001	Buffalo	8-8	216	134	62.0	1465	6.78	5	2.3	7	3.2	61t	76.3
Totals		36-27	698	426	61.0	5166	7.40	29	4.2	20	2.9	74t	85.7
Playoffs		1-1	22	10	45.5	131	5.95	0	0.0	0	0.0	37	64.8

YEAR	TEAM	G-S	W-L	SACKED			RUSHING			
				NO.	YDS.	NO.	YDS.	AVG.	LG	TD
1995	Jacksonville	1-0	0-0	0	0	3	17	5.7	7	0
1996	Jacksonville	0-0	0-0	0	0	0	0	0.0	0	0
1997	Jacksonville	5-1	1-0	6	29	10	34	3.4	25t	1
1998	Buffalo	8-6	3-3	29	163	24	123	6.0	32	1
1999	Buffalo	2-1	1-0	1	9	8	61	7.6	25	0
2000	Buffalo	12-11	4-7	48	291	42	307	7.3	23	1
2001	Buffalo	8-8	1-7	31	196	36	241	6.7	23	1
Totals		36-27	10-17	116	689	123	783	6.4	32	4
Playoffs		1-1	0-1	6	35	3	9	3.0	4	0

Single-Game Highs

Pass Attempts: 47, vs. San Diego, 10/15/00
Pass Completions: 29, vs. San Diego, 10/15/00
Yards Passing: 321, vs. San Diego, 10/15/00
Touchdowns: 3 (three times), last vs. Green Bay, 9/10/00

Longest Pass: 74t, at New York Jets, 9/17/00
Rushing Attempts: 11, at San Diego, 10/28/01
Yards Rushing: 67, at San Diego, 10/28/01
Longest Run: 32, vs. St. Louis, 9/20/98

VETERANS

first player ever to win *Orange County Register's* Male Athlete of the Year award twice... Received award as Orange County's overall Male Athlete of the Year as well as Football Athlete of the Year; the Golf Athlete of the Year went to Tiger Woods (Western High in Anaheim)... Also excelled in basketball and averaged 25.0 points per game as a senior and 21.8 as a junior... Was recruited out of high school by current 49ers coach Steve Mariucci, who was then at Cal... Drafted in the 16th round by the Minnesota Twins... Away from the field, Johnson is very active with a number of charities, including the Roswell Park Cancer Institute and Children's Hospital of Buffalo... Also had a suite at Ralph Wilson Stadium, in which he hosted patients and their families at every Bills home game... Born Rob Garland Johnson on March 18, 1973 in Newport Beach, California.

Johnson's Game-by-Game Statistics

1995

Jacksonville		Att	Comp	Yds	TD	Int	Lg	Sack
Dec. 17	@Detroit	7	3	24	0	1	19	0-0
Totals		7	3	24	0	1	19	0-0

1996

Jacksonville		Att.	Comp	Yds.	TD	Int	Lg	Sack
Did not play								

1997

Jacksonville		Att	Comp	Yds	TD	Int	Lg	Sack
Aug. 31*	@Baltimore	24	20	294	2	0	31	3-14
Oct. 12	Philadelphia	1	1	10	0	0	10	1-6
Oct. 26	@Pittsburgh	1	0	0	0	1	0	0-0
Nov. 9	Kansas City	1	0	0	0	1	0	2-9
Dec. 21	@Oakland	1	1	40	0	0	40	0-0
Totals		28	22	344	2	2	40	6-29

1998

Buffalo		Att	Comp	Yds	TD	Int	Lg	Sack
Sept. 6*	@San Diego	14	8	75	0	1	16	3-11
Sept. 13*	@Miami	18	10	134	1	1	28	8-57
Sept. 20*	St. Louis	28	18	231	3	1	41	9-39
Oct. 4*	San Francisco	27	19	254	1	0	50	3-17
Oct. 11*	@Indianapolis	0	0	0	0	0	0	1-8
Nov. 22	Indianapolis	2	0	0	0	0	0	1-7
Dec. 13	Oakland	0	0	0	0	0	0	0-0
Dec. 27*	@New Orleans	18	12	216	3	0	66t	4-24
Totals		107	67	910	8	3	66t	29-163

1999

Buffalo		Att	Comp	Yds	TD	Int	Lg	Sack
Sept. 26	Philadelphia	2	1	11	0	0	11	1-9
Jan 2*	Indianapolis	32	24	287	2	0	42	0-0
Totals		34	25	298	2	0	42	1-9
Playoffs								
Jan. 8*	@Tennessee	22	10	131	0	0	37	6-35

2000

Buffalo		Att	Comp	Yds	TD	Int	Lg	Sack
Sept. 3*	Tennessee	18	9	107	1	0	23	5-37
Sept. 10*	Green Bay	26	18	259	3	1	42	5-39
Sept. 17*	@N.Y. Jets	36	21	291	2	1	74t	2-17
Oct. 1*	Indianapolis	32	21	246	1	0	40t	4-31
Oct. 8*	@Miami	26	11	178	0	0	41	5-40
Oct. 15*	San Diego	47	29	321	1	1	31	4-22
Nov. 12	Chicago	3	2	29	0	0	24	0-0
Nov. 19*	@Kansas City	36	21	196	2	0	18t	3-15
Nov. 26*	@Tampa Bay	39	24	262	2	0	35	6-25
Dec. 3*	Miami	18	6	44	0	2	14	5-26
Dec. 11*	@Indianapolis	22	12	188	0	2	38	8-37
Dec. 17*	New England	3	1	4	0	0	4	1-2
Totals		306	175	2125	12	7	74t	48-291

2001

Buffalo		Att	Comp	Yds	TD	Int	Lg	Sack
Sept. 9*	New Orleans	27	16	160	0	3	34	5-34
Sept. 23*	@Indianapolis	37	24	257	1	1	40	4-28
Sept. 30*	Pittsburgh	22	13	104	0	0	22	4-28
Oct. 7*	N.Y. Jets	4	3	57	1	1	46	1-7
Oct. 18*	@Jacksonville	30	23	238	1	0	27	2-19
Oct. 28*	@San Diego	37	24	310	1	1	61t	4-25
Nov. 4*	Indianapolis	33	17	172	1	0	27	6-24
Nov. 11*	@New England	26	14	167	0	1	36	5-31
Totals		216	134	1465	5	7	61t	31-196

* denotes games started

Chris Jones


LINEBACKER

HT: 5-10; WT: 229; BORN: 9/30/76

NFL: 2ND YEAR

ACQUIRED: FA, 2002

COLLEGE: CLEMSON



Pro: Free agent acquisition vying for a spot on Tampa Bay's roster as a back up linebacker and a special teams contributor... Signed with Tampa Bay on April 1, 2002... Spent one week with St. Louis practice squad in November of 2001... Allocated to the Barcelona Dragons of NFL Europe during the spring of 2000 by the Denver Broncos... Injured his ankle while in Europe and missed the remainder of the season... The ailment landed him on the Broncos' injured reserve list for all of 2000... Signed to the Broncos' practice squad (12/8/99) and was later released on 12/29/99... Re-signed with the Broncos on (1/12/00)... Spent one week in September of 1999 on the Tennessee Titans' practice squad... As a rookie, went through training camp with Minnesota but was waived in the final cutdown... Originally drafted in the fifth round of the 1999 NFL Draft in 1999 by the Minnesota Vikings.

Chris was a four-year letterman at Clemson and led the team with 128 tackles as a senior.

Quick

Slants

College: Four-year letterman at Clemson, where he started 10 games as a senior at middle linebacker and led the team in tackles with 128 (70 solo)... Majored in sport management.

Personal: Rushed for 1,400 yards as a senior at Monroe High School (GA)... Born Chris Jones on September 30, 1976 in Monroe, Georgia.



Marcus is avid reader and collector of comic books.

Quick

Starts

Pro: A veteran pass rushing specialist who has experience playing at every position across the defensive line... Ranks seventh on the club's all-time sack list with 24 career sacks... Savvy talent who has unmatched power and speed... Lined up at LDE in 2001 to make room for Simeon Rice after playing on the right side the prior two seasons (1999-2000)... Has started in 31 of his last 32 regular season games... Had

just 32 tackles and one sack in his first three NFL seasons, but can boast 125 tackles and 23 sacks in his last three seasons (1999-2001)... Has totaled 157 career tackles, 24 sacks, five passes defended, three fumble recoveries and two forced fumbles... Has seen action in 84 career games with 39 starts.

2001: Started 15 games at left defensive end (all but Philadelphia)... Totaled 39 tackles, three sacks for 15 yards, one fumble recovery and two passes defended... Helped defense finish among the NFL's Top 10 (sixth) for the fifth straight year, the only team in the league to do so... Notched three tackles and one sack at Dallas (9/9)... Finished with four tackles at Minnesota (9/30)... Registered one of the team's two sacks at Tennessee (10/14) and added four tackles... Posted five tackles against Pittsburgh (10/21)... Totaled five tackles at Detroit (11/11)... Had two tackles and one fumble recovery in the second quarter at St. Louis (11/26)... Led the defensive front with season-high six tackles and one sack at Chicago (12/16)... Started at DE against Baltimore (12/29) before leaving the game with a right shoulder sprain... Was declared inactive against Philadelphia (1/6) due to right shoulder sprain... Came off the bench in playoff game at Philadelphia (1/12).

2000: Started all 16 regular season games at defensive end... Established career highs in tackles (50) and sacks (13.0)... Also contributed one forced fumble and one pass defended... Sack total tied him with Hall of Fame DT Lee Roy Selmon for second on the club's single-season sack list... Sack total was second only to DT Warren Sapp's 16.5 QB sacks... Came into training camp second on the depth chart but earned the starting RDE position by the end of camp... Was a staple in the New England (9/3) backfield with four tackles and one and a half sacks... Had one tackle and half a sack in a decisive win against Chicago (9/10)... Contributed three tackles and one sack against Detroit (9/17)... Had career-high eight tackles and one sack at Washington (10/1)... In Monday Night matchup at Minnesota (10/9), sacked QB Daunte Culpepper twice and contributed three tackles... Set a club record with four QB sacks versus Detroit (10/19) and added seven tackles... Against Minnesota (10/29), had three tackles and one fumble recovery that set up a nine-yard TD reception by WR Keyshawn Johnson...

Recorded two tackles at Atlanta (11/5)... Had two tackles and one sack at Chicago (11/19)... Had four tackles and one sack versus Buffalo (11/26)... Recorded his 13th sack of the year versus Dallas (12/3), moving him into second place on the team's single-season sack list... Also recorded a blocked FG attempt on Dallas K Todd Seder... Contributed three tackles at Miami (12/10)... Helped hold the defending Super Bowl champion Rams (12/18) to only 90 yards rushing with four tackles in the Monday Night clash... Recorded four tackles at Green Bay (12/24)... Missed playoff game at Philadelphia (12/31) due to a left foot sprain.

1999: Played in all 16 games, starting four (three at RDE, one at LDE)... Collected a then career-best 36 tackles, seven sacks and two forced fumbles... Also broke up one pass... Sack total was second only to DT Warren Sapp's 12.5 QB drops... Saw limited playing time in season-opening loss to Giants (9/12), then exploded the following week at Philadelphia (9/19)... Posted three tackles and a then career-high two sacks for 12 yards in Tampa Bay's 19-5 win... Dropped QB Doug Pederson in the second quarter, then welcomed rookie Donovan McNabb to the league with a fourth-quarter sack... Posted two tackles in 13-10 win over Denver (9/26)... Earned second career start in place of an injured Steve White (ankle) at Minnesota (10/3), racking up a then career-high seven tackles... Started again for White at Green Bay (10/10), notching four stops and dropping QB Brett Favre for a 12-yard loss... Recorded five tackles versus Chicago (10/24)... Started at LDE at Seattle (11/28) and had two stops... Posted two tackles and one sack in crucial division win over Lions (12/12)... Collected two tackles and dropped Favre again in 29-10 win over Packers (12/26)... Had two tackles, one sack and one forced fumble in division-clinching victory over Bears (1/2)... Stripped QB Cade McNown deep in Chicago territory, leading to a TD... Played in both playoff contests... Dislocated his right forefinger in NFC Championship Game loss to Rams (1/23) but returned.

1998: Inactive for first game but earned playing time in final 15 contests, primarily on special teams and as a backup at defensive tackle... Pitched in with six tackles and first career fumble recovery... Saw most extensive playing time in late-season stretch, beginning with three-tackle outing against Detroit (11/22)... Subbed at DT following week at Chicago (11/29) and added two more tackles... Recorded first career fumble recovery vs. Green Bay (12/7), setting up last-second field goal try to end first half.

1997: Played in six games, with one start, and contributed one tackle and a pass defended while playing majority of season with bone chips in both ankles... Saw action in six of first nine games before being declared inactive for the season's remaining seven games... Posted lone tackle of season vs. Miami (9/21) after starting in place of injured starter Warren Sapp... Placed on injured reserve on 12/23 prior to wild card game vs. Detroit.

1996: Saw substantial action in first 16 contests of NFL career, recording 25 tackles... Recorded three stops for loss, a pass defended and one sack... Served as starting LDT in contests against Green Bay (10/27), Chicago (11/3) and Oakland (11/10)... Made strong NFL debut, tallying season-high five stops in first game against Green Bay (9/1)... Registered four tackles as sub at both DT positions at Denver (9/15)... Had first career start and recorded four tackles at Green Bay (10/27)... Made first career sack as team's starting LDT in overtime conquest of Oakland (11/10)... Drafted by Buccaneers with second of two first-round picks (selected with pick obtained from Indianapolis in 1995 Craig Erickson trade) in 1996 (22nd overall).

College: Played three seasons at DT and one (junior) at DE at North Carolina... Four-year statistics included 222 tackles (132, 90), 24 sacks, 17 passes defended, four forced fumbles and one fumble recovery... In four bowl games, added 19 tackles (12, 7), two sacks and a pass defended... Broke Lawrence Taylor's school record for sacks (21), a record since surpassed... As a senior, was first UNC consensus first team All-America in 12 years (DE William Fuller, 1983) and was only Atlantic Coast Conference player to accomplish that in '95... Was also ACC Defensive Player of the Year and first-team All-ACC choice... First Tar Heel since Lawrence Taylor (1980) to be named conference player of the year and first UNC player since Natrone Means (1991-92) to earn back-to-back first-team All-ACC accolades... Also was semi-finalist for Lombardi Trophy... Ended up with career-best 94 tackles (53, 41) plus seven sacks, two forced fumbles and a fumble recovery... In junior campaign, came up with 62 tackles (39, 23), 7.5 sacks (second in ACC) and nine passes defended in only season at defensive end...

VETERANS

Became first UNC defensive lineman to earn first-team all-ACC honor in seven years (Carlton Bailey, Tim Goad in 1987)... Was voted team's Most Valuable Defensive Player... In sophomore season, contributed 50 tackles (30, 20), 8.5 sacks and five pass breakups... Was selected as second-team All-ACC... Sack total was best by a UNC player in 12 years (Fuller's nine in 1981)... Played as a true freshman, notching 16 tackles (10, 6) and a sack... Majored in communications.

Personal: Married to Bethany, couple lives in Tampa with son Kauai Edward... Attended Southwest Onslow High School in Jacksonville, N.C., lettering in football, basketball and track... Was a *USA Today* and SuperPrep All-America... Set state high school record in discus throw... Born Marcus Edward Jones on August 15, 1973 in Jacksonville, North Carolina.

Jones' Career Statistics

YEAR	TEAM	TACKLES				TURNOVERS					SACKS	
		G-S	SOLO	AST.	TOT.	FF	FR	INT.	YDS.	PD	NO.	YDS
1996	Tampa Bay	16-3	17	8	25	0	0	0	0	0	1.0	6.0
1997	Tampa Bay	6-1	1	0	1	0	0	0	0	1	0.0	0
1998	Tampa Bay	15-0	3	3	6	0	1	0	0	0	0.0	0
1999	Tampa Bay	16-4	24	12	36	2	0	0	0	1	7.0	54.0
2000	Tampa Bay	16-16	30	20	50	0	1	0	0	1	13.0	61.5
2001	Tampa Bay	15-15	18	21	39	0	1	0	0	2	3.0	15.0
TOTALS		84-39	93	64	157	2	3	0	0	5	24.0	136.5
PLAYOFFS		3-0	1	0	1	0	0	0	0	1	0.0	0

Single-Game Highs

Tackles: 8, at Washington, 10/1/00

Sacks: 4, vs. Detroit, 10/19/00

Joe Jurevicius

WIDE RECEIVER

HT: 6-5; WT: 230; BORN: 12/23/74

NFL: 5TH YEAR

ACQUIRED: UFA(NYG), 2002

COLLEGE: PENN STATE



Joe established career-highs with 51 receptions for 706 yards and three TDs with the New York Giants in 2001.

Quick

Slants

Pro: Big play threat who will see significant action as Tampa Bay's third wide receiver... Signed to a four-year contract by Tampa Bay on April 9, 2002... Spent his first four seasons with the New York Giants... A young, developing receiver that brings great size and toughness to the Buccaneers' receiving corps... His number of catches has increased each season... Has produced as both a reserve and a starter... Also

a contributor on special teams... Has totaled 102 career catches for 1,442 yards (14.1 avg.) with five touchdowns... Seen action in 58 games, including 14 starts.... Originally a second round (55th pick overall) draft choice by the Giants in 1998.

2001: Played in 14 games, with a career-high nine starts, for the Giants... Easily enjoyed the finest and most productive season of his career, establishing career-bests for catches (51), receiving yards (706) and touchdowns (3)... His totals for the first three years of his career

were 51 catches for 736 yards and two touchdowns... The 51 receptions placed him fourth on the team, the 706 yards was the Giants' second-highest total, and the three scores were third on the team... Caught at least one pass in every game in which he played... Had the first two-touchdown game of his career vs. Dallas (11/4)... Accounted for 36 first downs, tying him with Ike Hilliard for second on the team behind Amani Toomer (54)... Joined Toomer, Tiki Barber and Hillard to give the Giants four receivers with at least 50 catches, only the second time in team history the team accomplished that feat... Started season opener at Denver (9/10) and finished with five receptions for 76 yards... Had seven receptions for 90 yards at Kansas City (9/23)... Caught two passes for 60 yards, including a 46-yard touchdown that gave the Giants a 21-10 lead in the fourth quarter, vs. New Orleans (9/30)... Had a 12-yard reception vs. Washington (10/7)... Started and finished with a career-high 93 yards on five receptions at St. Louis (10/14)... Did not start for the first time in 2001 vs. Philadelphia (10/22)... Had three receptions for 22 yards... Started and finished with six receptions for 77 yards at Washington (10/28)... Started and finished with three receptions for 50 yards with two touchdowns vs. Dallas (11/4)... Was the first two-touchdown game of his career... His four-yard touchdown reception from Kerry Collins in the second quarter was the Giants' first score of the game... Scored his second touchdown of the game and his third of the season on a 34-yard pass from Collins in the third quarter... Had three receptions for 42 yards at Minnesota (11/19) and one catch for 14 yards at Arizona (11/11)... Caught two passes for 18 yards vs. Oakland (11/25)... Was inactive at Dallas (12/9) and vs. Arizona (12/15) due to hamstring injury suffered in practice... Returned to action vs. Seattle (12/23) after missing two weeks with a hamstring injury... Finished with four receptions for 52 yards, including two for 25 yards on the Giants game-winning touchdown drive... Started and finished with one catch for 18 yards at Philadelphia (12/30)... The fourth-quarter catch helped set up Morten Andersen's 32-yard field goal... Started and finished with a career-high eight receptions for 82 yards vs. Green Bay (1/6)... Long reception of 25 yards came in the fourth quarter on third-and-11 to keep alive a drive that would result in Ron Dayne's one-yard touchdown run.

2000: Played in 14 games, including three starts... Finished with 24 receptions for 272 yards and one touchdown... Started the season slowly, with only three catches in the first six games before catching 21 balls over the next eight weeks... Started two games when Ike Hilliard was sidelined with an injury and caught 11 passes in those contests, including a team-high six receptions in critical victory at Washington (12/10)... Played special teams every game in which he was active... Caught first pass of season at Chicago (9/17), a 10-yarder... Saw action in multiple receiver formations vs. Dallas (10/15) before replacing Toomer in the second half... Finished with four receptions for 25 yards... Started as Giants opened the game in a three-wide formation vs. Philadelphia (10/29), but did not have any receptions... Also recovered an Eagles on-sides kickoff attempt and returned it three yards in the fourth quarter... Replaced injured Amani Toomer on first team during game vs. St. Louis (11/2) and caught two passes for 31 yards... Caught two passes for 23 yards and a touchdown vs. Detroit (11/19)... Recorded his only touchdown of the regular season late in the fourth quarter when he caught a 13-yard pass from Kerry Collins... Replaced Hilliard in the starting lineup at Arizona (11/26) and recorded five receptions for 71 yards... Caught three passes for 38 yards on the Giants opening drive to help set up score... Started and led the team in receiving with six catches for 83 yards at Washington (12/3)... Game-long 43-yard reception in the second quarter resulted in a turnover when CB Darrell Green forced a fumble that was recovered by the Redskins... Resumed reserve role with return of Hilliard to starting lineup vs. Pittsburgh (12/10) and had one reception for six yards... Left game early in the third period with a knee sprain... Missed the last two games of the regular season and Divisional Playoff vs. Philadelphia (1/7) with the sprained knee... Made postseason debut in NFC Championship Game vs. Minnesota (1/14) and had two receptions for 15 yards, including an eight-yard touchdown in the second quarter... Saw action in multiple receiver formations and on special teams, but did not record a reception in Super Bowl XXXV vs. Baltimore (1/28).

1999: Played all 16 games with one start for the Giants... Finished the season with 18 receptions for 318 yards and one touchdown, playing primarily in three and four wide receiver sets... Caught two passes for 63 yards vs. New Orleans (10/24), including touchdown with six seconds left in the first half when Kent Graham threw a bomb to the back right corner of the end zone...

VETERANS

The ball was tipped by Amani Toomer, went through the hands of two Saints defenders and into the hands of Jurevicius for a 53-yard touchdown reception, the first of the receiver's career... Started as Giants opened game in three-wide out set vs. Indianapolis (11/14) and caught one pass for 18 yards... Finished with a season-high three receptions for 39 yards vs. Minnesota (12/26)... Had then career-high 86 receiving yards on three receptions at Dallas (1/2), including career-long 71-yard catch to the Cowboys one-yard line in the fourth quarter.

1998: Played in 14 games with one starting assignment and finished rookie season with nine receptions for 146 yards, with a season-long 59-yard reception vs. Philadelphia (11/22)... Was in the starting lineup in a three wide receiver formation vs. Washington (9/6) in the season opener... Caught a shotgun pass from Danny Kanell for a 22-yard gain before being pushed out of bounds at the Giants' 40-yard line in the second quarter... Caught three passes for 32 yards on third down plays vs. Denver (12/13) to give the Giants first downs... Caught a six-yard pass from Graham on third-and-two, turned a short pass into a 15-yard gain to convert a third-and-9 situation that gave the Giants a first down at the Denver 23-yard line at the two-minute mark... Sprained his knee on the play but did return to the game when WR David Patten injured his knee during the last kickoff of the game... Was in the locker room and out of uniform getting his knee treated when Patten went down... Got back into uniform so the Giants could use a four wide receiver package as part of the two-minute offense... Minutes after returning to the field caught an 11-yard pass from Graham on third-and-10 to give the Giants a first down at the Denver 37-yard line to set up Graham's game-winning touchdown pass to Amani Toomer with just 48 seconds to play... Inactive vs. Kansas City (12/20) and at Philadelphia (12/27) after spraining his knee vs. Denver.

College: Ranked sixth on Penn State's career-record list with 94 receptions, fourth with 1,894 yards and fourth with 15 touchdowns... As a senior in 1997, was second-team All-America selection by The Poor Man's Guide to the NFL Draft, All-Big Ten Conference second-team choice and semifinalist for the Biletnikoff Award, given to the nation's top receiver... Led team with 39 catches for 817 yards (20.9 avg.) and 10 touchdowns... Only Bobby Engram (11 in 1995 and 13 in 1993) had more scoring receptions in a season for the Lions... His 817 yards rank eighth on PSU's annual record chart... Gained over 100 yards receiving four times... Started 10 games at split end, leading the team with a career-high 41 catches (21.2 avg.), good for 869 yards (sixth-best season total in school history) and 4 touchdowns as a junior in 1996... Played behind Engram at split end, catching 13 passes for 199 yards (15.3 avg.) and a touchdown as a sophomore in 1995... Appeared in 10 games as a reserve split end and shared punting duties with Darrell Kania as a redshirt freshman in 1994... Punted 15 times for 553 yards (36.9 avg.)... Redshirted as a freshman in 1993.

Personal: Engaged to Meagan Dewey... Parade, SuperPrep, Scholastic Coach All-American, three-time All-State, All-Metro, All-City and All-North Coast Conference selection, adding Ohio Division III Player of the Year honors at Mentor Lake Catholic (OH) High... Led the team to two state titles... Averaged more than 40 yards per punt, gained 2,600 yards with 37 receiving touchdowns and also played in the secondary... Three-year starter as a point guard on the basketball team... Born Joe Michael Jurevicius on December 23, 1974 in Cleveland, Ohio.

Jurevicius' Career Statistics

YEAR	TEAM	G-S	RECEIVING				
			NO.	YDS.	AVG.	LG	TD
1998	N.Y. Giants	14-1	9	146	16.2	59	0
1999	N.Y. Giants	16-1	18	318	17.7	71	1
2000	N.Y. Giants	14-3	24	272	11.3	43	1
2001	N.Y. Giants	14-9	51	706	13.8	46t	3
TOTALS		58-14	102	1442	14.1	71	5
PLAYOFFS		2-0	2	15	7.5	8t	1

Additional Stats

One kickoff return for three yards, vs. Philadelphia, 10/29/00

Single-Game Highs

Receptions: 8, vs. Green Bay, 1/6/02
Receiving Yards: 93, at St. Louis, 10/14/01
TDs: 2, vs. Dallas, 11/4/01
Longest Reception: 71, at Dallas, 1/2/00

Brian Kelly

CORNERBACK

HT: 5-11; WT: 193; BORN: 1/14/76

NFL: 5TH YEAR

ACQUIRED: D2B, 1998

COLLEGE: SOUTHERN CALIFORNIA



Pro: Excellent all-around athlete who specializes in bump-and-run coverage with his strong frame... Physical performer who is a strong open-field tackler... Re-signed to a six-year contract on March 19, 2002... Career numbers include 170 tackles, three interceptions, three fumble recoveries, 1.5 sacks and 43 passes defended... Also owns 26 career special teams stops... Has played in 64 career games with 20 starts... Has not missed a game in his four years as a Buccaneer... Lone rookie to play in every contest in 1998.

Brian would like to work in television production when his playing days conclude.

Quick

Slants

2001: Played in all 16 games with 11 starts (all but first five contests)... Also started playoff game... Racked up 54 tackles, 1.5 sacks, and eight passes defended... Helped defense finish among the NFL's Top 10 (sixth) for the fifth straight year, the only team in the league to do so... Also played pivotal role on unit which ranked fifth in the NFL in passing defense... Was inserted into the starting lineup in the club's sixth game... Had the play of the game at Dallas (9/9), stopping RB Emmitt Smith with a solo tackle on the Buccaneer one-yard line... Finished the game with four tackles on defense and one special teams stop... Started first game of the season against Minnesota (10/28), responding with five tackles and one sack... Totaled four tackles, two passes defended and one special teams stop at Green Bay (11/4)... Notched four tackles and one pass defended at Detroit (11/11)... Posted five tackles at St. Louis (11/26)... Added six tackles and two passes defended at Cincinnati (12/2)... Had two tackles before being slowed by a left ankle sprain at Chicago (12/16)... Made four tackles and one special teams stop against New Orleans (12/23)... Totaled five tackles, half a sack and one pass defended against Philadelphia (1/6)... Started at CB with two tackles and one pass defended in playoff game at Philadelphia (1/12).

2000: Played in all 16 games with three starts (at Minnesota, Detroit, Buffalo)... Also played in playoff game... Posted a career-high 47 tackles and tied a career-high 14 passes defended (fourth-best on the team)... Added three special teams tackles... Had a key pass defended on second to last play of the game at New England (9/3) and also contributed five tackles... Broke up two passes and made one tackle against Chicago (9/10)... Collected a season-high eight tackles at Detroit (9/17)... Contributed one tackle and one pass defended vs. N.Y. Jets (9/24)... Had two tackles at Washington (10/1)... Started first game of the season when the Bucs opened up in the nickel package at Minnesota (10/9), collecting one tackle and one special teams stop... Started second game of the season versus Detroit (10/19), picking up two tackles and one pass defended... Notched five tackles and two passes defended vs. Minnesota (10/29)... Had excellent game at Atlanta (11/5) with seven tackles and one pass defended... Racked up four tackles against Green Bay (11/12)... Broke up one pass and had two tackles at Chicago (11/19)... Started third game of the season and recorded six tackles, one pass defended and one fumble recovery vs. Buffalo (11/26)... Had one interception, one tackle, two passes defended and one fumble recovery vs. Dallas (12/3)... Returned the interception for a nine-yard touchdown for his first career NFL score... Made one tackle and had one pass defended at Green Bay (12/24)... Registered three tackles in Wild Card game at Philadelphia (12/31).

VETERANS

1999: Played in all 16 games, starting three (Kansas City, at Seattle, Minnesota)... Collected career-high 42 tackles, a career-best 14 passes defended and eight special teams tackles... Posted one tackle and one pass defended in season opener versus Giants (9/12)... Recorded three stops and one pass break-up at Philadelphia (9/19)... Collected two tackles and one pass defended at Green Bay (10/10)... Had three tackles and a pass break-up in win over Chicago (10/24)... Made three tackles and broke up two passes at New Orleans (11/7)... Started in place of Ronde Barber (shoulder, ankle) at RCB in 17-10 win over Kansas City (11/14)... Posted three tackles and one pass defended... Notched season-best four stops and one pass break-up against Atlanta (11/21)... Broke up a career-best three passes, including one INT, in 16-3 win at Seattle (11/28)... Picked off Jon Kitna in the fourth quarter, one of five Buccaneer INTs on the day... Racked up a career-high nine tackles in Monday Night win over Minnesota (12/6)... Collected three stops at Oakland (12/19)... Broke up two passes in victory over Packers (12/26)... Recorded four tackles in division-clinching win over Bears (1/2)... Had two tackles in divisional playoff win over Washington (1/15)... Picked off NFL MVP Kurt Warner in NFC Championship Game at St. Louis (1/23), returning the theft 15 yards into Rams territory.

1998: Appeared in all 16 games and started three at RCB... Also served as nickel back in several contests and was a consistent contributor on special teams, with six kick-coverage stops... Finished with 26 tackles, one INT, one fumble recovery and seven passes defended, helping Bucs post league's second-rated pass defense... In professional debut at Minnesota (9/6), played in dime packages and made one stop... Saw first significant action at CB at New Orleans (10/25) after injury to RCB Anthony Parker and contributed three tackles, one pass defended and an additional stop on special teams... Moved into starting lineup in place of Parker the following week vs. Minnesota (11/1) and responded with six tackles... Also opened following two games, notching four tackles, two passes defended and a fumble recovery against Tennessee (11/8) and a season-best nine stops at Jacksonville (11/15)... Against Pittsburgh (12/13), set up 21-yard FG in the fourth quarter with first career INT (off Kordell Stewart) and helped Tampa Bay down punt at one-yard line by batting ball backwards out of end zone... Drafted by the Buccaneers in the second round in 1998 (45th overall).

College: Started at weakside cornerback, strongside cornerback and free safety at USC, opening 36 of 40 games and snaring seven INTs... Also tallied 123 tackles, 44 passes defended and three forced fumbles... Added 12 tackles and a pair of pass break-ups in two bowl games... Moved back to CB position for senior campaign, starting all 11 games at strongside CB... Pitched in with 23 tackles, broke up 19 passes, and added two picks... In addition to five solo tackles, was able to break up four passes against Florida State... Snared both 1997 INTs against Washington State, returning the two picks for 32 yards... Moved to free safety for junior season... Started nine contests at that spot and one at weakside CB (vs. Notre Dame)... Posted a career-best 43 tackles and added an INT, 11 passes defended, one forced fumble and one fumble recovery... In season opener vs. Penn State, turned in two big plays early with an INT (and 22-yard return) on Lions' first possession and a fumble recovery in the second quarter... Played in and started nine games (including bowl) at strongside cornerback as a sophomore, helping lead USC to Rose Bowl victory... Snared a career-best three INTs and added 24 tackles and nine passes defended... Picked off one pass and deflected two other vs. San Jose State... Tallied an INT vs. Washington State, returning the pick 23 yards... A starter at weakside CB by fifth game of freshman season... Started last eight contests (including bowl) and finished with 33 tackles, an INT, two forced fumbles and five passes broken up... Majored in history.

Personal: Married with three children... Lived three years as a child in Germany... Chosen Colorado's 6A Player of the Year as a prep senior at Overland High School in Aurora, Colorado... Earned honorable mention All-America honors from *USA Today*... Helped Overland team to state championship with four sacks, six INTs, 78 tackles and four touchdowns... Also earned all-league honors as a junior after posting two 80-yard INT returns... Ran track at Overland as well, finishing second in state in the 800 meters and running on school's state championship 800-meter relay team... Born Brian Kelly on January 14, 1976 in Las Vegas, Nevada.

Kelly's Career Statistics

YEAR	TEAM	G-S	TACKLES			TURNOVERS					SACKS		ST TACKLES		
			SOLO	AST.	TOT.	FF	FR	INT.	YDS.	PD	NO.	YDS	S	A	T
1998	Tampa Bay	16-3	16	10	26	0	1	1	4	7	0.0	0	6	0	6
1999	Tampa Bay	16-3	24	19	43	0	0	1	26	14	0.0	0	7	1	8
2000	Tampa Bay	16-3	32	15	47	0	2	1	9t	14	0.0	0	2	1	3
2001	Tampa Bay	16-11	43	11	54	0	0	0	0	8	1.5	19.5	7	2	9
TOTALS		64-20	115	55	170	0	3	3	39	43	1.5	19.5	22	4	26
PLAYOFFS		4-1	7	1	8	0	0	1	15	3	0.0	0	0	0	0

Single-Game Highs

Tackles: 9 (twice), vs. Minnesota, 12/6/99; at Jacksonville, 11/15/98

Interceptions: 1 (three times), at Seattle 11/28/99; vs. Pittsburgh, 12/13/98; vs. Dallas 12/3/00

Additional Stats

Career Touchdowns: 1, 9-yd. interception return vs. Dallas, 12/3/00

Shaun King

QUARTERBACK

HT: 6-0; WT: 225; BORN: 5/29/77

NFL: 4TH YEAR

ACQUIRED: D2, 1999

COLLEGE: TULANE



Pro: Capable passer who guided the Bucs to 14 wins over the 1999-2000 regular seasons and an appearance in the NFC Championship Game (1999)... Shows poise in the pocket and great instincts on the run... Has combined for 30 touchdowns (25 throwing and five running) in only 25 career games... Steady decision maker who avoids making the killer mistake... Was forced into action his rookie season when starting QB Trent Dilfer broke his clavicle in week 11... Led the Bucs to a 4-1 record over the next five weeks while completing 61 percent of his passes... Helped the Bucs set the team completion record of 60 percent during the 1999 season... Is one of six rookie quarterbacks to start a playoff game since the 1970 NFL-AFL merger and one of only two rookies (Pat Haden, 1976) to win a playoff contest.

2001: Played in three games (vs. Minnesota, vs. New Orleans and vs. Philadelphia) and served as the backup in the team's other 13 regular season contests... Completed 21-of-31 passes for 210 yards with one interception in limited action... Also rushed five times for minus-12 yards... Saw first action of the season against Minnesota (10/28), playing in the fourth quarter and completing two passes on three attempts for 62 yards... Came on late in the game against New Orleans (12/23) and ran in the two-point conversion following the final touchdown... Saw most extensive action of the season against Philadelphia (1/6), passing for 148 yards on 19-of-28 attempts... Did not play in playoff game at Philadelphia (1/12).

2000: Started 16 regular season games and one playoff game... Tied the club record for most rushing touchdowns by a quarterback with five (Steve Young, 1986)... Completed 233 of 428 passes (54.4 %) while throwing for 18 scores and 13 interceptions... Threw to eight

Shaun filmed a pair of public service announcements for a campaign called 'Choice Plan' at his alma mater, Gibbs High School in St. Petersburg this past offseason, sharing a message to parents of Pinellas County children about the new choices they will encounter.

Quick

Slants

receivers in the season opening win at New England (9/3), completing 12 of 24 for 167 yards and one touchdown ... Connected on 10 of 21 for 167 yards against Chicago (9/10), including a 58-yard touchdown to Jacquez Green and a 13-yard scoring pass to Keyshawn Johnson... Ran for a score (six yards) and connected with Randall McDaniel for a two-yard touchdown in a road victory over Detroit (9/17)... Finished the day 18 of 30 for 211 yards... Almost single-handedly forced overtime in Washington (10/1), leading the Bucs back from a 10-point deficit in the final three minutes of regulation... One of his 19 completions was a 46-yard touchdown to Reidel Anthony on which the young QB recovered his own fumble and threw a frozen rope... Set a career-high for completions (26) and a season-high for yards (295) in a loss at Minnesota (10/9)... Also ran for a touchdown on an 11-yard dart up the middle in the first quarter... Ravaged the Vikings secondary for a career-high four TDs in Tampa (10/29)... Completed 16 of 23 passes for 267 yards in his best outing of the year... Three of his 11 completions in Atlanta (11/5) went for touchdowns in a 27-14 win... Completed 16 of 27 for 164 yards in a home victory over Green Bay (11/12)... Connected with Keyshawn Johnson on a five-yard dart and Reidel Anthony on 19-yard fade, both resulting in scores... Ran for a career-high 72 yards on 11 carries against the Bears (11/19), including a nine-yard touchdown... Led a balanced offense over Buffalo, completing 10 of 18 passes for 106 yards and running for a touchdown on a courageous two-yard dive (11/26)... Was on the mark against the Dolphins (12/10), completing 11 of 15 for 147 yards in a tropical storm... Finished second on the team with 27 yards rushing on six carries... Took his game to another level as the nation watched a Monday night epic between the Bucs and Rams (12/18)... Connected on 18 of 38 for 256 yards and two touchdowns... Recorded one of the most memorable plays in Bucs history when he scampered for six-yards on a 4th-and-4 to keep an improbable winning drive alive... Finished the night with 58 yards on seven carries... Attempted a season-high 42 passes in Green Bay (12/24), completing 21 passes for 237 yards... Connected with Keyshawn Johnson for an 18-yard score.

1999: Played in the final six games of the regular season, starting the last five... Also started both playoff contests... Completed 89 of 146 passes (61.0 percent) for 875 yards, seven TDs and four INTs... Compiled a passer rating of 82.4... Designated the club's third QB for the first seven games... Elevated to the No. 2 slot at New Orleans (11/7) after Eric Zeier went down with a rib injury... Remained the No. 2 QB for wins over Kansas City (11/14) and Atlanta (11/21)... Thrown into the fire the following week at Seattle (11/28)... Replaced Difer on the third play of the second half with Bucs leading 6-3... Completed 3 of 7 passes for 32 yards and one TD, leading Bucs to 16-3 win... First career completion was a six-yard throw to WR Jacquez Green in the third quarter... Hit TE Patrick Hape on a two-yard TD toss in the fourth quarter to seal the win... Made his starting debut in Monday Night battle between 7-4 Bucs and 7-4 Vikings (12/6)... Completed 11 of 19 passes for 93 yards, with two TDs and one INT in 24-17 win... Both scoring tosses came in the second half as Tampa Bay rallied from a 14-10 halftime hole... Hit Green on a 29-yard TD strike to give Bucs a 17-14 lead... Found TE Dave Moore in the end zone from a yard out to push the lead to 24-14... Completed 23 of 37 attempts for 297 yards (all career-highs) with two TDs and one INT in 23-16 win over Lions (12/12)... Victory catapulted Tampa Bay into sole possession of first place... Rallied Bucs from 10-0 and 16-9 deficits... Hit RB Warrick Dunn on career-long 68-yard pass, setting up three-yard TD toss to FB Kevin McLeod at the end of the first half... Completed 30-yard pass to WR Reidel Anthony on 3rd and 17 to sustain game-tying drive... Later connected with FB Mike Alstott on a 22-yard scoring strike for game-winning score... Completed 17 of 29 passes for 142 yards and one INT in loss at Oakland (12/19)... Completed 17 of 30 passes for 133 yards with one TD and one INT in 29-10 win over Packers (12/26)... Hit Dunn on an eight-yard crossing route in the third quarter to give Tampa Bay the lead for good... Set up Alstott's game-clinching 17-yard TD run with a six-yard scramble on 3rd and 5... Connected on 18 of 24 passes for 178 yards and one score in division-clinching victory at Chicago (1/2)... Hit Moore on a six-yard scoring strike in the fourth quarter, giving Bucs 20-6 lead... Completion tied Williams' club rookie mark of seven TD tosses, set in 1978... Became first rookie QB to start a playoff game in eight years (Todd Marinovich, Raiders, 12/28/91 versus Kansas City) in divisional matchup versus Washington (1/15)... Completed 15 of 32 passes for 157 yards with one TD and one INT in 14-13 win... Set club playoff record with 15 completions... Rallied Bucs

from 13-0 third-quarter deficit... On third and goal from the Redskins 1, hit TE John Davis in the end zone to give Tampa Bay a 14-13 lead... In a split-second, eluded DE Ndukwe Kalu and lofted a quick alley-ooop to Davis, who cradled it for the winning score... Became first rookie QB to win a playoff game since the Rams' Pat Haden engineered a 14-12 divisional playoff win at Dallas (12/19/76)... Completed 13 of 29 passes for 163 yards and two INTs in 11-6 NFC Championship loss at St. Louis (1/23)... Drove Bucs to Rams 22 with 1:25 left before drive stalled... Drafted in the second round (50th overall) of the 1999 NFL Draft.

College: Started 39 of 41 games in four seasons at Tulane... List of Green Wave records include total offense (9,468 yards), passing yards (8,419), TD passes (70), completions (646) and passing attempts (1,163)... Connected on 55.5 percent of his career tosses, including 61.1 percent over his final two seasons... Threw 70 scoring passes and just 34 INTs... Led Tulane to 11-0 regular-season mark and Liberty Bowl triumph his senior season... Broke the all-time NCAA record with passing efficiency rating of 183.3, surpassing Danny Wuerffel's 1995 mark of 178.8... Won Conference USA Offensive Player of the Year honors for second consecutive season... Set single-season school records in total yards (3,742), passing yards (3,232), completion percentage (68.0) and TD passes (36)... Also rushed for 532 yards and 10 scores, becoming first player in Division I history to throw for 3,000 yards and rush for 500 yards in the same season... Averaged 342.2 total yards per contest, ranking sixth in the nation in total offense... Threw for 2,567 yards and 24 TDs as a junior, earning first-team all-conference honors... Completed 54.8 percent of his passes... Threw for 1,574 yards and eight TDs his sophomore season... Played in eight games and started six as a freshman, becoming the first true freshman to start at QB for Tulane since 1985... Earned a degree in marketing.

Personal: Single, lives in St. Petersburg... As a Tampa Bay native, realized lifelong dream to join Buccaneers when drafted by Tampa Bay in the second round in 1999... Consensus All-America pick as a prep quarterback at Gibbs High School in St. Petersburg... As a junior, threw for 2,357 yards and 32 touchdowns, completing 60.1 percent of his passes... Senior totals nearly duplicated junior marks of 2,451 passing yards and 28 scores... Also lettered in basketball, averaging 19 points and six rebounds per game as a junior... Though heavily recruited as a prep football star, chose Tulane for challenge of helping to revive a losing program... Born Shaun Earl King on May 29, 1977 in St. Petersburg, Florida.

King's Career Statistics

YEAR	TEAM	G-S	ATT.	CMP.	PCT.	YDS.	YDS./ATT.	TD	TD%	INT.	INT%	LG	RAT.
1999	Tampa Bay	6-5	146	89	61.0	875	5.99	7	4.8	4	2.7	68	82.4
2000	Tampa Bay	16-16	428	233	54.4	2,769	6.47	18	4.2	13	3.0	75	75.8
2001	Tampa Bay	3-0	31	21	67.7	210	6.77	0	0.0	1	3.2	42	73.3
TOTALS		25-21	605	343	56.7	3,854	6.37	25	4.1	18	3.0	75	77.2
PLAYOFFS		3-3	92	45	48.9	491	5.34	1	1.1	3	3.3	41	55.1

YEAR	G-S	W-L*	SACKED			RUSHING			
			NO.	YDS.	NO.	YDS.	AVG.	LG	TD
1999	6-5	4-1	11	78	18	38	2.1	8	0
2000	16-16	10-6	37	240	73	353	4.8	19	5
2001	3-0	0-0	3	29	5	12	2.4	0	0
TOTALS	25-21	14-7	51	347	96	379	3.9	19	5
PLAYOFFS	3-3	1-2	11	73	7	12	1.7	4	0

*Indicates Tampa Bay's won-loss record in games started only

Single-Game Highs

Attempts: 42, at Green Bay, 12/24/00
Yards: 297, vs. Detroit, 12/12/99
Long: 75, vs. N.Y. Jets, 9/24/00

Completions: 26, at Minnesota, 10/9/00
TD Passes: 4, vs. Minnesota, 10/29/00

1999 Game-By-Game Passing

Date	Opponent	Att	Comp	Yds	TD	Int	Lg	Sack
Nov. 28	@Seattle	7	3	32	1	0	24	1-4
Dec. 6*	Minnesota	19	11	93	2	1	29	2-6
Dec. 12*	Detroit	37	23	297	2	1	68	3-26
Dec. 19*	@Oakland	29	17	142	0	1	14	4-39
Dec. 26*	Green Bay	30	17	133	1	1	20	0-0
Jan. 2*	@Chicago	24	18	178	1	0	22	1-3
Playoffs								
Jan. 15*	Washington	32	15	157	1	1	30	2-10
Jan. 23*	@St. Louis	29	13	163	0	2	32	5-37

2000 Game-By-Game Passing

Date	Opponent	Att	Comp	Yds	TD	Int	Lg	Sack
Sept. 3*	@New England	24	12	167	1	0	34	1-11
Sept. 10*	Chicago	21	10	167	2	0	58	2-15
Sept. 17*	@Detroit	30	18	211	1	0	43	0-0
Sept. 24*	N.Y. Jets	19	7	135	1	2	75	2-15
Oct. 1*	@Washington	38	19	202	1	1	46	4-19
Oct. 9*	@Minnesota	40	26	295	0	0	30	2-12
Oct. 19*	Detroit	34	17	149	0	3	17	0-0
Oct. 29*	Minnesota	23	16	267	4	0	35	1-6
Nov. 5*	@Atlanta	25	11	110	3	1	35	1-4
Nov. 12*	Green Bay	27	16	164	2	1	28	0-0
Nov. 19*	@Chicago	19	12	91	0	2	14	4-31
Nov. 26*	Buffalo	18	10	106	0	0	23	7-40
Dec. 3*	Dallas	15	9	65	0	0	19	2-14
Dec. 10*	at Miami	15	11	147	0	1	45	4-26
Dec. 18*	St. Louis	38	18	256	2	2	32	2-15
Dec. 24*	at Green Bay	42	21	237	1	0	26	5-32
Playoffs								
Dec. 31*	@Philadelphia	31	17	171	0	0	41	4-22

2001 Game-By-Game Passing

Date	Opponent	Att	Comp	Yds	TD	Int	Lg	Sack
Oct. 28	Minnesota	3	2	62	0	0	42	0-0
Dec. 23	New Orleans	0	0	0	0	0	0	0-0
Jan. 6	Philadelphia	28	19	148	0	1	17	3-29

* denotes games started

John Lynch


SAFETY

HT: 6-2; WT: 220; BORN: 9/25/71

NFL: 10TH YEAR

ACQUIRED: D3B, 1993

COLLEGE: STANFORD



Pro: Has established himself as the elite strong safety in the NFL... Known as one of the hardest-hitters in the game... Though already at the top of his game, continues to improve each season, adding a different element to his already vast game... Name is synonymous with "hard hitter"... Plays the run and pass equally proficient... Despite style of play, has proven extremely durable, having only missed one game in the last six seasons... Four-time Pro Bowl selection (1997, 1999-2001), including two starts (1999, 2000)... Three-time All-Pro selection (first-team in 1999 and 2000, and second-team in 2001)... Has racked up 782 career tackles, 18 interceptions, 5.5 sacks, seven forced fumbles, seven fumble recoveries and 55 passes defended... Ranks fourth in club history with 782 career tackles and 18 interceptions... Has eclipsed 100 tackles in six straight seasons (1996-2001)... Has played in 135 career games with 103 starts... Has led the secondary in tackles in each of the past six seasons... Signed a six-year contract extension on September 11, 2000.

*John received the prestigious
Hometown Hero of the Year
Award from the Florida Jasper
Awards this past offseason. The organization
honored John for the significant contributions
and commitment that he has
made to youngsters in the Bay
Area community.*

Quick

Starts

2001: Started all 16 games, as well as playoff contest... Named to his fourth Pro Bowl... Selected to both *College & Pro Football Newsweekly* and *Pro Football Weekly's* All-NFL Team... Was also chosen to the Associated Press All-Pro second team... Named a unanimous selection to NFL Insider's All-Interview Team... Racked up 105 tackles (70, 35), one sack, three interceptions, one forced fumble, one fumble recovery and eight passes defended... 105 tackles ranked third-best on the squad and tops among the secondary... Helped seal four victories with game-clinching plays at Dallas, vs. Green Bay, at St. Louis and at Cincinnati... Eight passes defended ranked tied for fifth on the defense... Helped defense finish among the NFL's Top 10 (6th) for the fifth straight year, the only team in the league to do so... Also played pivotal role on unit which ranked fifth in the NFL in passing defense... Collected six tackles at Dallas (9/9)... Finished with a game-clinching interception late in the fourth quarter and added one pass defended... Despite cramping in the second half, contributed nine tackles and one pass defended at Minnesota (9/30)... Led the team with 12 tackles at Tennessee (10/14)... Nine tackles and first sack of the season against Pittsburgh (10/21)... 11 tackles against Green Bay (11/4)... Pressured QB Charlie Batch and notched six tackles and one pass defended at Detroit (11/11)... Finished with five tackles against Chicago (11/18), moving into fourth place on the Buccaneers all-time tackle chart... Had three tackles, two passes defended and an interception at the end of the game to seal the win at St. Louis (11/26)... Continued to help seal victories with his performance at Cincinnati (12/2), forcing and recovering a fumble by Bengals RB Corey Dillon in overtime to set up K Martin Gramatica's game-winning 21-yard FG... Added seven tackles... Led the defense with 10 tackles against Detroit (12/9) and also contributed one pass defended... Contributed five tackles against New Orleans (12/23)... Also helped out on special teams when K Martin Gramatica suffered a right hamstring strain by handling kickoff duties on the final two kickoffs... Kickoffs went for 40 and 50 yards... One interception

VETERANS

and one pass defended against Philadelphia (1/6)... Five tackles in playoff game at Philadelphia (1/12).

2000: Started all 16 games and one playoff contest... Ranked second on the squad in tackles and first in the secondary with 110 total tackles despite playing the final five regular season games with a dislocated left shoulder... Also added three interceptions, two fumble recoveries, seven passes defended and one sack... Was selected to his second consecutive Pro Bowl and third in the last four years... Earned first-team All-Pro honors from the Associated Press, Sports Illustrated, *Pro Football Weekly*, *College and Pro Football Newsweekly*, *Football Digest* and *The Sporting News*... Named DB of the Year by the NFL Alumni... Also selected recipient of NFLPA's Unsung Hero Award... Registered seven tackles and one fumble recovery at New England (9/3)... Notched two tackles against Chicago (9/10)... Posted his first interception of the season and added four tackles and one pass defended at Detroit (9/17)... Had eight tackles and one pass defended vs. N.Y. Jets (9/24)... Collected six tackles at Washington (10/1)... Was tops on the team with a season-high 11 stops at Minnesota (10/29)... Also recovered a fumble in the first quarter that led to a Buccaneer touchdown... Led the team in tackles for the second consecutive week with 11 tackles (tying season-high) vs. Detroit (10/19)... Racked up seven tackles against Minnesota (10/29)... At Atlanta (11/5) notched his first sack of the season and also contributed nine tackles and one pass defended... Led the team in tackles with nine vs. Green Bay (11/12) before leaving the game with a left thigh bruise in the fourth quarter... Had one tackle before leaving the game due to a dislocated left shoulder in the first quarter at Chicago (11/19)... Had eight tackles vs. Buffalo (11/26) despite dislocated shoulder week before... Recorded six tackles and one pass defended playing with a dislocated left shoulder against Dallas (12/3)... Nine tackles at Miami (12/10)... Played great all-around game with six tackles, one pass defended and one interception in Monday Night clash vs. St. Louis (12/18)... Fourth quarter interception of QB Kurt Warner was the third for the defense and sealed the win... Had six tackles, one pass defended and one interception at Green Bay (12/24)... Interception came in the fourth quarter and helped set up a K Martin Gramatica 43-yard field goal... Led the team in tackles with 13 and added one pass defended in Wild Card game at Philadelphia (12/31).

1999: Started all 16 games at SS... Paced secondary with 128 tackles, adding two INTs, one forced fumble and a career-best 14 passes defended... Earned first-team All-Pro honors from the Associated Press, *Sports Illustrated*, *Pro Football Weekly*, *USA Today*, *The Sporting News* and *Football Digest*... Opened the season with 10 tackles against the Giants (9/12)... Notched six tackles and picked off one pass in win at Philadelphia (9/19)... Theft led to a 24-yard FG by Martin Gramatica... Collected seven stops and 1/2 sack versus Denver (9/26)... Recorded eight tackles at Minnesota (10/3)... Posted six stops and one pass defended at Green Bay (10/10)... Paced secondary with seven tackles and two passes defended in 6-3 win over Chicago... Tipped ball away from WR Bobby Engram in the end zone to prevent go-ahead TD late in the fourth quarter... Notched seven tackles at Detroit (10/31)... Collected nine stops and broke up two passes in 31-16 win at New Orleans (11/7)... Racked up season-high 13 tackles against Kansas City (11/14)... Also broke up a pass and forced a fumble, leading to a FG... Helped secondary limit Chiefs to club-best five net passing yards in the first half... Had 10 tackles in victory over Atlanta (11/21)... Posted five stops at Seattle (11/28)... Recorded eight stops in Monday Night win over Vikings (12/6)... Collected 10 tackles and one key INT in 23-16 win over Lions (12/12)... Picked off QB Gus Frerotte in the fourth quarter, returning it 24 yards to the Lions 22... FB Mike Alstott scored the game-winning TD two plays later... Posted six stops at Oakland (12/19) before sitting out the fourth quarter with a bruised left knee... Recorded seven tackles and deflected a pass that was intercepted by FS Damien Robinson in 29-10 victory over Packers (12/26)... Had nine stops and two passes defended in division-clinching win at Chicago (1/2)... Posted seven tackles and two passes defended in divisional playoff win over Washington (1/15)... Ignited both sides of the ball with a third-quarter pick of QB Brad Johnson... Trailing 13-0, Bucs scored on the ensuing drive and rallied for 14-13 triumph... Collected nine tackles in NFC Championship Game at St. Louis (1/23)... Helped secondary limit Rams' top-ranked passing offense to 11 points, 22 under its season average.

1998: Started 15 games at SS, missing just one game against Tennessee (11/8) due to a

neck injury... Lone Buccaneer to record a defensive statistic in every category compiled by the team, registering 107 tackles (55, 52), six passes defensed, two INTs, two sacks, two forced fumbles and a fumble recovery... Led the Bucs' secondary and finished second on the club with 107 stops... Key member of a secondary that finished second overall in the NFL against the pass, limiting opponents to 172.6 yards per game... Against Chicago (9/20), tallied seven stops, defensed one pass and recovered a fourth-quarter fumble... Led the club with 10 tackles vs. N.Y. Giants (10/4)... Paced secondary with nine tackles vs. Carolina (10/25)... Recorded six tackles and broke up a pass against Minnesota (11/1)... Also prevented a Viking score, deflecting a 44-yard pass away from WR Robert Tate in the end zone... Consecutive starting-streak ended at 38 games after he sustained a neck injury against the Vikings... Named inactive the following week against Tennessee (11/8)... Returned to action, posting eight stops and breaking up one pass against Jacksonville (11/15)... Against Pittsburgh (12/13), had finest day of the season, becoming the first Buccaneer to register two INTs in a game since Martin Mayhew (12/3/95)... Two picks in a game tied career-best effort vs. Minnesota (10/15/95)... Also contributed six tackles and two passes defensed... Paced the club with first two-sack performance of career and added nine tackles and a forced fumble at Washington (12/19)... Against Cincinnati (12/27), suffered a thigh bruise during Bucs' initial defensive series and did not play the rest of the game.

1997: Started all 16 games and both playoff games... Finished season third on team in tackles with 154 (75, 79)... Also added 12 stops (7, 5) and broke up three passes in post season play... Outstanding regular-season tackle total marked his career best and the most ever recorded by a Buccaneer defensive back... Recorded nine double-digit tackle days... Added two INTs, one forced fumble, two fumble recoveries and four passes defensed in regular-season play... During outstanding performance against Arizona (9/28), led team with 13 tackles, broke up one QB Kent Graham pass and intercepted another... Pick came on the Arizona 35-yard line in fourth quarter when Bucs trailed 18-12, and paved way for WR Karl Williams' game-winning, 31-yard TD catch on the next series... against Detroit (10/12)... In home win over New England (11/16), led all DBs in tackles with 10... Led DBs in tackles with 15 at Chicago (11/23), marking his career-best single-game performance... Against Green Bay (12/7), led all DBs with 12 stops, forced a fumble, broke up a pass and returned an INT for a career-long 28 yards... Notched four tackles and broke up two Brett Favre passes before leaving playoff game at Packers (1/4) in third quarter with knee sprain.

1996: Started season as Todd Scott's backup at SS but moved into starting lineup by the third game of year due to a season-ending injury to Scott... Made most of opportunity by posting breakthrough season, starting 14 of 16 games... Led all Buc defensive backs in tackles with 103 (74, 29) while also matching personal best of three INTs set in 1995... One of two Buc defenders (LB Hardy Nickerson) to record a mark in each defensive category, adding a sack, four tackles for loss, two forced fumbles, one fumble recovery and nine passes defensed... Received first start of season in third game at Denver and turned in five tackles... Dashed 40 yards on a direct-snap fake punt to set up a TD versus Seattle (9/22)... Recorded first career sack along with five solo stops in Arizona contest (10/20)... Posted eight stops, an INT and a team-high three passes defensed at Green Bay (10/27)... Set up Bucs' game-winning touchdown by posting second INT of the season and returning it for 25 yards at San Diego (11/17)... Named NFC Defensive Player of the Week (career first) after being credited with five tackles, an INT, a pass defensed, a fumble recovery and a forced fumble in Tampa Bay's victory over New Orleans (11/24).

1995: Enjoyed strong season but was slowed by various injuries... Played in nine games with six starts at SS... Ranked ninth on team with 47 tackles (37, 10), was second with three INTs and also added five passes defensed... In win over Cincinnati (10/8), posted first career interception to set up game-tying FG... Had finest game of season in 20-17 OT victory over Vikings (10/15) with 11 tackles plus pair of INTs off QB Warren Moon... Re-injured knee in that Green Bay contest and diagnosed with torn posterior cruciate ligament... Was subsequently placed on injured reserve (12/12) and missed season's final two games.

1994: Appeared in all 16 games as reserve safety, and special teamer... Ended up with 15 tackles (11, 4) while also ranking second on club with eight special teams stops... Contributed

VETERANS

season-best four solos plus a special teams hit at Detroit (11/13)... Returned Tony Zendejas' blocked field goal attempt 27 yards to set up clinching TD in victory over Rams (12/11).

1993: As a rookie, saw action in 15 games with four starts... Finished with 13 tackles (8, 5) plus six stops on special teams, two passes defensed and a forced fumble... Started in first NFL regular-season game and had two tackles against Kansas City (9/5)... In 27-10 triumph over Detroit (10/3), started as extra LB and notched four tackles and pair of pass breakups... Started back-to-back games at strong safety against 49ers (11/14) and Vikings (11/21), posting season-best seven tackles versus San Francisco... Drafted by Buccaneers in third round (82nd overall) in 1992.

College: Played four seasons at Stanford, including two at quarterback and two at safety... Also played three years of baseball as an outfielder and pitcher... As a DB, had 95 tackles (50, 45), four picks, two forced fumbles, a fumble recovery and a sack... As a senior starter, was named *Football News* second-team All-America and first-team All-Pac-10... Also earned berths in Hula Bowl and Japan Bowl... Led team with 76 tackles (37, 39) to go with four INTs and pair of forced fumbles... Was Pac-10 Defensive Player of the Week in 33-16 victory over Notre Dame with nine tackles, a pass interception and a key forced fumble on Jerome Bettis... Majored in communications.

Personal: Married to Linda, couple splits off-season between Tampa and Del Mar, California with son Jake and daughter Lindsay... Linda competed in tennis at USC and was on the pro tour for two years... John and Linda formed the John Lynch Foundation in 2000 with a mission to develop quality young leaders through its community programs: "John Lynch Star of the Month," a student-athlete recognition program; "Lynch Family Legacy Scholarships," which provides financial assistance to Pinellas and Hillsborough County high school student-athletes who exemplify excellence in academics, community service and athletics; "John Lynch Salutes the Stars," a community event where the area's brightest student-athletes come together to be honored; "Lynch's Safety Zone," which provides 24 tickets per game to Boys & Girls Club members of Tampa Bay who meet educational goals; and "Lynch's Christmas Party," which grants Christmas wishes for underprivileged children... Has been actively involved with the Boys & Girls Clubs... Was a guest speaker at the 2002 NFL Rookie Symposium... John and Linda were the recipients of the *Tampa Tribune* People's Champion Award at the 2002 Outback Bowl team luncheon... Recently featured in a commercial with Pro Bowl LB Derrick Brooks for the VISIT FLORIDA organization to promote resident travel within the state of Florida... Featured in *Sports Illustrated's* 2001 Swimsuit Issue with model Heidi Klum... Teamed with brother-in-law John Allred to raise nearly one million dollars over the last four years through annual John Lynch/John Allred Celebrity Golf Tournaments which has resulted in a new Boys & Girls Club branch in their hometown... Recipient of the 2002 Hometown Heroes award from the Florida Sports Awards for his commitment to charity and civic contributions... Was named one of 99 "Good Guys in Sports" by *The Sporting News* in 2000... Allred spent last four years with Chicago Bears and signed with Pittsburgh this off-season... John's brother, Ryan, has played minor league baseball with the Twins, Padres and Orioles organizations for five seasons as a left-handed pitcher... An outstanding baseball pitcher with a 95 MPH fastball, John was a second-round draft choice of the Florida Marlins in 1992 (66th overall)... Actually threw first pitch in history of Marlins' organization... John's hat now resides in the Baseball Hall of Fame in Cooperstown... Interested in pursuing a career in broadcasting after playing days are concluded... Served as studio analyst for ESPN's "NFL Countdown" during 1999 bye week... Was a fan of fellow Stanford grad and recent NFL retiree John Elway as a child, and chose Stanford in part to follow in two-sport legacy of Elway and others... Attended Torrey Pines High School in Del Mar, California, lettering in football (two-year captain) and baseball... Was an All-West and All-Academic selection... Father, John, played LB for the Pittsburgh Steelers... Born John Terrence Lynch on September 25, 1971 in Hinsdale, Illinois.

Lynch's Career Statistics

YEAR	TEAM	G-S	TACKLES			TURNOVERS				SACKS		ST TACKLES			
			SOLO	AST.	TOT.	FF	FR	INT.	YDS.	PD	NO.	YDS	S	A	T
1993	Tampa Bay	15-4	8	5	13	1	0	0	0	2	0.0	0	5	1	6
1994	Tampa Bay	16-0	11	4	15	0	0	0	0	0	0.0	0	7	1	8
1995	Tampa Bay	9-6	37	10	47	0	0	3	3	5	0.0	0	1	1	2
1996	Tampa Bay	16-14	74	29	103	1	1	3	26	9	1.0	5	3	0	3
1997	Tampa Bay	16-16	75	79	154	1	2	2	28	4	0.0	0	1	2	3
1998	Tampa Bay	15-15	55	52	107	2	1	2	29	6	2.0	26	0	0	0
1999	Tampa Bay	16-16	68	60	128	1	0	2	32	14	0.5	1	0	0	0
2000	Tampa Bay	16-16	66	44	110	0	2	3	43	7	1.0	3	0	0	0
2001	Tampa Bay	16-16	70	35	105	1	1	3	21	8	1.0	0	1	0	1
TOTALS		135-103	464	318	782	7	7	18	182	55	5.5	35	18	5	23
PLAYOFFS		6-6	20	26	46	0	0	1	0	5	0.0	0	0	0	0

Single-Game Highs

Tackles: 15, at Chicago, 11/23/97

Interceptions: 2, vs. Minnesota, 10/15/95;

vs. Pittsburgh, 12/13/98

Long INT Ret.: 36, at Detroit, 9/17/00

Additional Stats

Misc Return Yards: 27-yd. blocked FG vs. L.A. Rams, 12/11/94

Rushing: 1 for 40 (fake punt) vs. Seattle, 9/22/96

Kendell Mack


GUARD

HT: 6-4; WT: 322; BORN: 7/18/75

NFL: 2ND YEAR

ACQUIRED: FA, 2000

COLLEGE: AUBURN



Pro: Placed on Tampa Bay's injured reserve list prior to the 2001 season with a torn triceps suffered in training camp... Re-signed as a free agent on February 5, 2002... Solid blocking tackle who looks to earn a spot as a backup on the offensive line... Signed with Tampa Bay as a free agent on January 3, 2001... Originally signed with the Buccaneers on June 2, 2000 before being released on August 27... Began NFL career as an undrafted free agent with New England on 4/20/99... Placed on injured reserve during training camp, then was waived by the Patriots on September 5... Re-signed with New England in January of 2000 before being waived again on May 19, 2000... Spent the 2002 offseason with NFL Europe's Frankfurt Galaxy.

2001: Placed on injured reserve on September 2 with a torn triceps.

College: Played four seasons at Auburn... Saw action in seven games with one start as a senior... Played in 13 games with one start his junior season... Started out at Auburn as a defensive lineman before switching to the offensive line as a redshirt freshman... Played on the Tigers basketball team during the 1997-98 season... Majored in exercise science.

Personal: Two-time all state selection at St. Stephen's High in Pineville, South Carolina... Played T and DT, recording 210 career tackles... Class 2A Basketball Player of the Year... Born Kendell Troy Mack on July 18, 1975 in New York, New York.

Kendell spent this past offseason playing for NFL Europe's Frankfurt Galaxy.

Quick

Slants

Keenan McCardell

WIDE RECEIVER

HT: 6-1; WT: 191; BORN: 1/6/70

NFL: 11TH YEAR

ACQUIRED: FA, 2002

COLLEGE: UNLV



Pro: Consistent pass-catching veteran who is expected to boost the Buccaneers passing attack... Regarded as one of the league's top wideouts... Signed to a four-year contract by Tampa Bay on June 8, 2002 after playing each of the last six seasons with Jacksonville... Totaled 1,000 yards receiving in four of the last six years... Started 104 of 132 games played... 579 career receptions with 7,526 receiving

Keenan established the Touching Hands Foundation in 1998 to sponsor a breast cancer research initiative with Baptist Regional Cancer Institute in Jacksonville and annually pledges \$100 per reception and \$500 per touchdown as part of the program.

Quick

Starts

yards (13.0 avg.) and 38 TDs... Totaled 94 and 93 receptions each of the past two seasons... Has 20 career 100-yard games... Boasts four 1,000-yard seasons (1996, 1997, 2000 and 2001)... Led Jaguars in receiving in 1996, 1997 and 2000... Second on Jaguars career lists for receptions (406), receiving yards (5,283 for 13.0 average) and receiving touchdowns (30)... Fifth in NFL in last six seasons (1996-01) with 499 receptions... Ranks seventh in the league in receiving yards over last six years... McCardell-Jimmy Smith tandem had 1,061 receptions from 1996-2001, more than any other duo in NFL history over a six-year span... Currently has a streak of 49 straight games with at least one reception... Missed only one game in last seven seasons... In 1996, was the first Jaguar to be voted to the Pro Bowl... Joined Jacksonville in 1996 as an unrestricted free agent following four seasons with the Cleveland Browns... Released by Cleveland Browns three times during the 1992 season and again in '93 before finally catching on permanently... Was a member of the Washington Redskins' Super Bowl XXVI team as a rookie, although he spent the season on injured reserve... Originally selected in the 12th round of the 1991 NFL Draft, the 326th overall pick and the 45th of 46 wide receivers drafted.

2001: Started all 16 games for second straight year and finished season with 93 receptions, one shy of his career-best set the previous year... Six TD catches tied his season-high set in 1998, and yardage total was his fourth most as a Jaguar... Ranked sixth in AFC with 93 catches and ninth with 1,110 receiving yards... Combined with Smith for 205 receptions, second-highest total ever for a tandem in NFL history behind Detroit's Herman Moore and Brett Perriman (231 in 1995)... Started at wide receiver against Pittsburgh (9/10), only 24 days after undergoing hernia surgery... Caught one pass for eight yards, extending his streak to 34 consecutive games with at least one reception... Started and caught four passes for 49 yards vs. Tennessee (9/23)... Started vs. Cleveland (9/30) and caught two passes for 17 yards and first TD of season, an eight-yarder from Jonathan Quinn... Started and caught seven passes for 97 yards, both game-highs at Seattle (10/7)... Final catch of day gave him 500 for his career... Started and caught four passes for 33 yards vs. Buffalo (10/18)... Started at Baltimore (10/28) and led team with season-high 10 receptions for 118 yards... Marked sixth career game with 10-plus catches and 19th 100-yard game, including four vs. Baltimore... Along with Jimmy Smith, who also had 100 receiving yards, set NFL record with ninth game in which both players had 100 receiving yards in same game... Started and caught five passes for 64 yards at Tennessee (11/4)... Started vs. Cincinnati (11/11) and caught five passes for 61 yards, including a 20-yard TD... Started at Pittsburgh (11/18) and caught team-high seven passes for

89 yards, including 45-yarder for team's longest reception of season to date... Started and caught six passes vs. Baltimore (11/25) for team-high 80 yards... Started and caught seven passes for 81 yards vs. Green Bay (12/3)... Caught two-point conversion (fifth of his career, extending his Jaguars record)... Made 100th NFL start at Cincinnati (12/9)... Caught eight passes for 92 yards, including 11-yard TD for game-winning score in fourth quarter... Received an offense game ball... Started and led team with seven receptions for 61 yards at Cleveland (12/16)... Received an offense game ball... Started at Minnesota (12/23) and caught four passes for 35 yards, including 10-yard TD pass from Mark Brunell for fourth TD of season... Extended his team-best streak to 47 straight games with at least one reception... Against Kansas City (12/30), started and led team with seven receptions for 132 yards and 20-yard TD pass from Mark Brunell... Marked his 20th career 100-yard game... His 132 yards were his fifth most ever and most since 156 on 11/12/00 vs. Seattle... Surpassed the 1,000-yard mark for the season, thus he and Jimmy Smith became only the second tandem in NFL history in which each player has had 1,000 yards receiving in the same season four times... The mark tied the NFL record held by Minnesota's Jake Reed and Cris Carter... Started at Chicago (1/6) and led team with nine catches for 93 yards, including 15-yard TD reception... Extended his team-best streak to 49 straight games with at least one reception.

2000: Led Jaguars with 94 receptions, the second-highest single-season total in team history, as well as a personal best... Also had career-high 1,207 receiving yards (12.8-yard average)... Scored five touchdowns... Started all 16 games for the second time in his career (also in 1997)... Returned three punts for 25 yards... Had five 100-yard games... Led the NFL with 32 receptions on third downs... Reception total tied for fourth in AFC and tied for seventh in NFL, and was seventh in AFC and 13th in NFL in receiving yards... In season opener at Cleveland (9/3), led team with nine receptions for 115 yards, surpassing the 400 total in career catches vs. his former team... Led team with 10 receptions for 108 yards and season's first TD in home opener vs. Cincinnati (9/17)... Reception total was his most since 1997 and he received an offense game ball... Led team with 11 receptions for 137 yards and one TD vs. Pittsburgh (10/1), marking his third 100-yard game in season's first five games... Shared team lead with eight receptions for 63 yards vs. Baltimore (10/8)... Led team with five catches for 64 yards in Monday night game at Tennessee (10/16)... Through nine games, led NFL with 60 receptions... Season-high 156 yards on six receptions vs. Seattle (11/12), including 67-yard TD reception, tying his career long... 156 yards were second most of career... Along with Jimmy Smith, broke the NFL record with the eighth game in which both players had 100-yard receiving games (surpassing the mark set by Don Maynard and George Sauer of N.Y. Jets in the 1960s)... In last-minute 16-13 win over Tennessee (11/26), had key third down reception for 30 yards on the game-winning drive... Surpassed 1,000-yard mark for third time in career vs. Arizona (12/10) when he caught three passes for 65 yards, including a 25-yard TD... Also returned three punts for 25 yards, including a 22-yarder that set a career-long and team-long for 2000... Finished season with game-high 11 catches for 131 yards at N.Y. Giants (11/23).

1999: Ranked sixth in the AFC with 78 receptions for 891 yards (11.4-yard avg.) and five touchdowns, ranking second on the team in all three categories... Played in all 16 games, making 15 starts... Had three 100-yard games... Also returned six punts for 41 yards (6.8 avg.) and ran back two kickoffs for 19 yards (9.5 avg.)... Scored his first TD of the season on a seven-yard reception at Pittsburgh (10/3)... Missed only start of season at N.Y. Jets (10/11) because team opened in a two-tight end set, but made four receptions for a team-leading 60 yards... Season-low one reception at Cincinnati (10/31), but took it 23 yards for TD on the first possession of the game... Led team with season-high nine receptions for 62 yards at Atlanta (11/7), scoring on a two-yard reception... Turned in first 100-yard game of the season at Baltimore (11/28) with eight receptions for 102 yards and one TD to earn an offense game ball... Also caught a pass on a two-point conversion... Had second straight 100-yard game for the first time in his career vs. Pittsburgh (12/2), with five receptions for 113 yards, including season-best 49-yarder... Shared team lead with eight receptions for 96 yards at Cleveland (12/19)... Also returned three punts for 31 yards... At Tennessee (12/26), had two receptions for 22 yards and two punt returns for seven yards... In season finale vs. Cincinnati (1/2), made nine catches for 108 yards, including a 25-yard TD catch from Jay Fiedler... Marked his 13th 100-yard game... Earned game ball... Started both playoff games... Made four receptions for

VETERANS

52 yards vs. Miami in Divisional Playoffs (1/15)... Led team with six receptions for 67 yards in AFC Championship game vs. Tennessee (1/23) (tying his postseason career high for the fourth time).

1998: Tied for 15th in the AFC with 64 receptions after missing one game... Finished with 892 yards... Had a career-high six touchdown receptions... Had two 100-yard games and two games with two TD catches... Had his first 100-yard receiving game of the season vs. Baltimore (9/20) when he caught eight passes for 108 yards... Earned an offense game ball at Tennessee (9/27) when he scored his first TD of the year among his six receptions for 68 yards... Scored two TDs for the fifth time in his career (23 and 56 yards), with both of them coming in the fourth quarter to give the Jaguars a come-from-behind 28-21 victory vs. Miami (10/12) on Monday night... The second TD came with 2:36 left in the game on a first-down play... Finished with a team-high 86 receiving yards on three catches to earn an offense game ball... Led team with a season-high nine receptions for 113 yards at Denver (10/25), posting his second 100-yard game of season and the 10th of career... Suffered a sprained left shoulder in the second quarter at Baltimore (11/1) and did not return... Inactive vs. Cincinnati (11/8), ending a streak of 57 consecutive games played (streak began 12/24/94 while with Cleveland)... Returned to the starting lineup the next week vs. Tampa Bay to record two catches for 34 yards... Scored his fourth and fifth TDs of the season at Cincinnati (11/29) on eight and three-yard passes from Mark Brunell to earn an offense game ball... Shared team lead with seven receptions for 76 yards... Scored his career-best sixth TD of the season vs. Detroit (12/6) on a career-long 67-yarder from Jamie Martin in the first quarter... Previous career-high was five TD catches in 1997 and previous long reception was 60 yards at Buffalo in 1997... Started at Minnesota (12/20) but had no receptions for the first time since 1996... Ended a streak of at least one reception in 51 consecutive games in which he played... Caught a 64-yard pass from Jonathan Quinn in the second quarter of the season finale vs. Pittsburgh (12/28) to set up a TD, marking the second-longest catch of his career... Started both playoff games... Led the team with six receptions for 72 yards to equal his postseason career high... Scored a TD on a three-yard pass at New York Jets (1/10), finishing with four receptions for 32 yards.

1997: Led the team and ranked second in the AFC and sixth in the NFL with 85 receptions, equaling his career-high from 1996... Fifth in the conference and 10th in the NFL in receiving yards with a career-high 1,164, posting his second consecutive 1,000-yard season... Led the team with five touchdown receptions... Four 100-yard games, equaling his career total entering the season... Voted as an alternate to the Pro Bowl squad... Played in all 16 games for the third straight season... Got his first 100-yard game of season and scored his first TD of year at Dallas (10/19)... Finished with team-leading seven receptions for 120 yards and one score... Six receptions for 64 yards, including a 17-yard TD catch vs. Tennessee (11/16)... Led the team with eight receptions for 109 yards, posting his second 100-yard game of season at Cincinnati (11/23)... Narrowly missed getting his second-straight 100-yard game vs. Baltimore (11/30), finishing with 97 yards on a team-leading seven receptions to earn an offense game ball... Exploded for a season-high 11 receptions for 152 yards and two TDs vs. New England (12/7), scoring on catches of 20 and 12 yards... Totaled 11 catches and 152 yards... At Buffalo (12/14), led team with six receptions for 94 yards, including a then-career-best 60-yarder on the team's first play to set up a TD... That catch also put him over 1,000 yards for the second straight year, making McCardell and Smith the eighth tandem in NFL history to each post back-to-back 1,000-yard seasons... Capped his season with seven receptions for 116 yards, including a 35-yard diving TD catch on the first series to earn his second offense game ball... Named AFC Offensive Player of the Month for December with a three-game total of 24 receptions for 362 yards (15.1-yard avg.) and three TDs, with two 100-yard games... Shared team lead with Smith in the Wild Card playoff at Denver (12/27), making six receptions for 55 yards.

1996: Led the team and tied for fourth in the AFC and 10th in the NFL with 85 receptions, as well as ranking second on the team, sixth in the AFC and 12th in the NFL with 1,129 receiving yards for the first 1,000-yard season of his career... Became the first Jaguar to be voted to the Pro Bowl... Played in all 16 games, starting 15 games... Exploded with a career game of 16 receptions for 232 yards vs. St. Louis (Oct. 20), to tie for the third-most receptions in a game

in NFL history... Sixteen receptions were the most by an NFL player since Jerry Rice's 16 in 1994 and made him one of only five players ever to catch 16 passes in a game... Figures were highest in the NFL for the season for receptions, receiving yards and total yards from scrimmage... Scored twice on two-point conversions, tied for second most in the NFL... Led the team with five receptions for 53 yards and scored a touchdown in first game as a Jaguar vs. Pittsburgh (9/1)... Had his first 100-yard receiving game as a Jaguar the following week vs. Houston (9/8) (eight catches for 100 yards and another TD)... Marked his second career 100-yard game and first since a 102-yard outing vs. Green Bay in 1995... Did not start for the only time all season vs. Baltimore (11/10) in his first game against his former team... At Baltimore (11/24), led team with nine catches for 107 yards for his fourth career 100-yard game and third as a Jaguar... Against Cincinnati (12/1), scored TD on a 48-yard pass... Broke the team record for single-season combined yards with 993... Went over 1,000 yards for a season for the first time in his career at Houston (12/8)... Started all three postseason games, leading the team with 15 receptions and 197 yards (13.1-yard average) and one TD... Led the team in two of three games... Scored the second playoff TD of his career at Denver (1/4)... Caught six passes vs. New England (1/12) in the AFC Championship game for his personal best in a postseason game... Signed with Jacksonville as an unrestricted free agent on March 2.

1995: Played in all 16 games for first time in his career, starting five times for the Cleveland Browns... Team-high 709 receiving yards on 56 receptions (second on the team and best among wideouts) established career highs in both categories... Equaled his then-season high with four touchdowns... Also returned 13 punts for 93 yards (7.2-yard avg.), with 14 fair catches and returned nine kickoffs for 161 yards (17.9 avg.)... Scored three touchdowns in the first three games of the season, with two vs. Tampa Bay (9/10) and one a week later at Houston (9/17)... Recorded his first 100-yard receiving game vs. Green Bay (11/19), with four receptions for 102 yards, all in the second half... Caught a then-career-high nine passes for 97 yards (five for first downs) at San Diego (12/3)... Ended the season with seven catches for 75 yards at Jacksonville (12/24) in the season finale (he was injured in the first quarter of the first game against the Jaguars after making a 12-yard catch).

1994: Played in 13 games, making three starts for Cleveland... Caught 10 passes for 182 yards... Also caught three passes in two playoff games, including a 20-yard TD against Pittsburgh (1/7).

1993: Played in the first two games, was released by Cleveland on Sept. 22 and signed to the Chicago Bears' practice squad on Nov. 2... Was then signed by the Browns off Chicago's practice squad on Nov. 24... Played in the final four games, making the first three starts of his career... Made 13 receptions for 234 yards (18.0 avg.), with four TDs... Had consecutive two-TD games vs. New England (12/19) and vs. L.A. Rams (12/26).

1992: Signed by the Browns on March 24 as a Plan B free agent... Released on Sept. 1 and re-signed to the practice squad two days later... Activated Oct. 6 and released Oct. 13, then re-signed to the practice squad the following day... Activated on Nov. 14, then released Nov. 19 and again signed to the practice squad the next day... Activated again Dec. 26 for the season finale... Played in two games, both against Pittsburgh... Caught one pass for eight yards.

1991: Missed his entire rookie season with the Washington Redskins because of a knee injury and was placed on injured reserve on August 20... Redskins won Super Bowl XXVI that season and he received a Super Bowl ring.

College: Leading receiver in UNLV history with 141 catches for 2,189 yards (15.5 average) and 15 TDs... Caught a career-high 68 passes for 1,046 yards (15.4 average) and eight TDs as a senior in 1990... Surfaced as school's big-play receiver as a junior, when he caught 54 passes for 883 yards (16.4 average) and five TDs... Was named team MVP as a junior and became the first Rebel to post more than 100 yards in four consecutive games... Team's third-leading receiver as a sophomore, with 19 receptions for 260 yards (13.7 average) and two touchdowns and also led Big West Conference in punt returns with a 9.5-yard average... Majored in business management.

Personal: Three-sport letterman (football, basketball and track) at Waltrip High in

Houston... Played quarterback in high school... 2000 Jaguars Walter Payton/NFL Man of the Year for his ongoing community involvement... Jaguars' 1999 United Way co-spokesman along with teammate Jimmy Smith... Established the Touching Hands Foundation in 1998 to sponsor a breast cancer research initiative with Baptist Regional Cancer Institute in Jacksonville... While with Jacksonville, annually pledged \$100 per reception and \$500 per touchdown as part of the program... Some funds have been used to produce an educational video on a study directed at minority women in the region... In addition, half of the proceeds from the sales of a poster featuring him and Jimmy Smith have benefited the breast cancer research effort... He and his wife, Nicole, have served as honorary spokespeople for BRCl and have been a major part of the institute's effort to recruit minority participants for one of the nation's largest breast cancer studies... Established the Keenan McCardell Foundation while with the Jaguars... Sponsored a fundraiser in 1998 for the Children's Home Society in Jacksonville, providing Christmas gifts and serving lunch for the 45 resident children at the home... Organized a charity basketball game in 1999 to benefit the Northeast Florida Boys & Girls Club... Has hosted an annual golf tournament to benefit the Juvenile Diabetes Foundation... Named the 1997 "Unsung Hero" by the NFL Players Association... Appeared with Smith in an anti-tobacco public service announcement for the Jaguars Foundation... Named to Mr. Blackwell's 1998 list of "Best Dressed Athletes in Sports"... Blackwell called McCardell "smart, savvy and blessed with savoir-faire"... Married to Nicole with daughters Keandra, and twin daughters Nia and Nakeeya... Interested in a brokerage career after football and interned with Merrill Lynch in the 1998 offseason... Born Keenan Wayne McCardell on January 6, 1970 in Houston, Texas.

McCardell's Career Statistics

YEAR	TEAM	G-S	NO.	RECEIVING				RUSHING			
				YDS.	AVG.	LG	TD	NO.	YDS.	AVG.	LG
1991	Washington	—Injured Reserve—									
1992	Cleveland	2-0	1	8	8.0	8	0	0	0	0	0
1993	Cleveland	6-3	13	234	18.0	43	4	0	0	0	0
1994	Cleveland	13-3	10	182	18.2	34	0	0	0	0	0
1995	Cleveland	16-5	56	709	12.7	36	4	0	0	0	0
1996	Jacksonville	16-15	85	1,129	13.3	52	3	0	0	0	0
1997	Jacksonville	16-16	85	1,164	13.7	60	5	0	0	0	0
1998	Jacksonville	15-15	64	892	13.9	67t	6	0	0	0	0
1999	Jacksonville	16-15	78	891	11.4	49	5	0	0	0	0
2000	Jacksonville	16-16	94	1,207	12.8	67t	5	0	0	0	0
2001	Jacksonville	16-16	93	1,110	11.9	45	6	0	0	0	0
TOTALS		132-104	579	7,526	13.0	67t	38	0	0	0	0
PLAYOFFS		10-8	44	522	11.9	31t	3	0	0	0	0

Single-Game Highs

Receptions: 16, at St. Louis, 10/20/96

Long Reception: 67t (twice), vs. Detroit, 12/6/98 and vs. Seattle, 11/12/00

Receiving Yards: 232, at St. Louis, 10/20/96

Touchdowns: 2 (six times), last time, at Cincinnati, 11/29/98

1993 Game-By-Game Receiving

DATE	OPPONENT	NO.	YDS.	AVG.	LG	TD	DATE	OPPONENT	NO.	YDS.	AVG.	LG	TD
9/5	Cincinnati	0	0	0.0	0	0	11/14	@Seattle	Not On Team				
9/13	San Francisco	0	0	0.0	0	0	11/21	Houston	Not On Team				
9/19	@L.A. Raiders	DNP					11/28	@Atlanta	Inactive				
9/26	@Indianapolis	Not On Team					12/5	New Orleans	Inactive				
10/10	Miami	Not On Team					12/12	@Houston	2	55	27.5	42	0
10/17	@Cincinnati	Not On Team					12/19	New England	4	51	12.8	19	2
10/24	Pittsburgh	Not On Team					12/26	@L.A. Rams	4	72	18.0	28t	2
11/7	Denver	Not On Team					1/2	@Pittsburgh	3	56	18.7	43	0

1994 Game-By-Game Receiving

DATE	OPPONENT	NO.	YDS.	AVG.	LG	TD	DATE	OPPONENT	NO.	YDS.	AVG.	LG	TD
9/4	@Cincinnati	0	0	0.0	0	0	11/13	@Philadelphia	0	0	0.0	0	0
9/11	Pittsburgh			Inactive			11/20	@Kansas City	0	0	0.0	0	0
9/18	Arizona	0	0	0.0	0	0	11/27	Houston	0	0	0.0	0	0
9/25	@Indianapolis	1	18	18.0	18	0	12/4	N.Y. Giants			DNP		
10/2	N.Y. Jets	1	13	13.0	13	0	12/10	@Dallas	0	0	0.0	0	0
10/13	@Houston	0	0	0.0	0	0	12/18	@Pittsburgh			DNP		
10/23	Cincinnati	0	0	0.0	0	0	12/24	Seattle	2	36	18.0	21	0
10/30	@Denver	2	35	17.5	19	0	1/1	@Pittsburgh	3	47	15.6	20t	1
11/6	New England	4	80	20.0	34	0	1/7	New England	0	0	0.0	0	0

1995 Game-By-Game Receiving

DATE	OPPONENT	NO.	YDS.	AVG.	LG	TD	DATE	OPPONENT	NO.	YDS.	AVG.	LG	TD
9/3	@New England	1	14	14.0	14	0	11/5	Houston	4	39	9.8	17	0
9/10	Tampa Bay	6	79	13.2	32t	2	11/13	@Pittsburgh	0	0	0.0	0	0
9/17	@Houston	3	53	17.7	29	1	11/19	Green Bay	4	102	25.5	36	0
9/24	Kansas City	6	85	14.2	28	0	11/26	Pittsburgh	2	23	11.5	17	0
10/2	Buffalo	5	60	12.0	22	0	12/3	@San Diego	9	97	10.8	23	0
10/8	@Detroit	2	14	7.0	8	0	12/9	@Minnesota	3	23	7.7	12	0
10/22	Jacksonville	1	12	12.0	12	0	12/17	Cincinnati	3	33	11.0	16t	1
10/29	@Cincinnati	0	0	0.0	0	0	12/24	@Jacksonville	7	75	10.7	31	0

1996 Game-By-Game Receiving

DATE	OPPONENT	NO.	YDS.	AVG.	LG	TD	DATE	OPPONENT	NO.	YDS.	AVG.	LG	TD
9/1	Pittsburgh	5	53	10.6	15t	1	11/17	@Pittsburgh	4	37	9.3	12	0
9/8	Houston	8	100	12.5	19	1	11/24	@Baltimore	9	107	11.9	20	0
9/15	@Oakland	4	72	18.0	46	0	12/1	Cincinnati	4	79	19.8	48t	1
9/22	@New England	2	27	13.5	18	0	12/8	@Houston	3	68	22.7	37	0
9/29	Carolina	3	67	22.3	49	0	12/15	Seattle	3	23	7.7	9	0
10/6	@New Orleans	8	86	10.8	26	0	12/22	Atlanta	4	47	11.8	17	0
10/13	N.Y. Jets	4	38	9.5	14	0	12/28	@Buffalo	4	76	19.0	26	0
10/20	@St. Louis	16	232	14.5	52	0	1/4	@Denver	5	59	11.8	31t	1
10/27	@Cincinnati	5	52	10.4	14	0	1/12	@New England	6	62	10.3	15	0
11/10	Baltimore	3	41	13.7	15	0							

1997 Game-By-Game Receiving

DATE	OPPONENT	NO.	YDS.	AVG.	LG	TD	DATE	OPPONENT	NO.	YDS.	AVG.	LG	TD
8/31	@Baltimore	6	84	14.0	25	0	11/9	Kansas City	1	23	23.0	23	0
9/6	N.Y. Giants	4	71	17.8	43	0	11/16	Tennessee	6	64	10.7	17t	1
9/22	Pittsburgh	6	51	8.5	15	0	11/23	@Cincinnati	8	109	13.6	34	0
9/28	@Washington	4	37	9.3	13	0	11/30	Baltimore	7	97	13.9	26	0
10/5	@Cincinnati	3	38	12.7	17	0	12/7	New England	11	152	13.8	34	2
10/12	Philadelphia	4	64	16.0	22	0	12/14	@Buffalo	6	94	15.7	60	0
10/19	@Dallas	7	120	17.1	39	1	12/21	@Oakland	7	116	16.6	35t	1
10/26	@Pittsburgh	2	22	11.0	15	0	12/27	@Denver	6	55	9.2	20	0
11/2	@Tennessee	3	22	7.3	10	0							

VETERANS

1998 Game-By-Game Receiving

DATE	OPPONENT	NO.	YDS.	AVG.	LG	TD	DATE	OPPONENT	NO.	YDS.	AVG.	LG	TD
9/6	@Chicago	7	72	10.3	21	0	11/15	Tampa Bay	2	34	17.0	28	0
9/13	Kansas City	1	14	14.0	14	0	11/22	@Pittsburgh	5	63	12.6	21	0
9/20	Baltimore	8	108	13.5	23	0	11/29	@Cincinnati	7	76	10.9	26	2
9/27	@Tennessee	6	68	11.3	26	1	12/6	Detroit	3	84	28.0	67t	1
10/12	Miami	3	86	28.6	56t	2	12/13	Tennessee	2	26	13.0	19	0
10/18	@Buffalo	6	39	6.5	11	0	12/20	@Minnesota	0	0	0.0	0	0
10/25	@Denver	9	113	12.5	25	0	12/28	Pittsburgh	3	85	28.3	64	0
11/1	@Baltimore	2	24	12.0	16	0	1/3	New England	6	72	12.0	19	0
11/8	Cincinnati		Inactive				1/10	@N.Y. Jets	4	32	8.0	10	1

1999 Game-By-Game Receiving

DATE	OPPONENT	NO.	YDS.	AVG.	LG	TD	DATE	OPPONENT	NO.	YDS.	AVG.	LG	TD
9/12	San Francisco	8	78	9.8	12	0	11/21	New Orleans	2	19	9.5	14	0
9/19	@Carolina	2	22	11.0	11	0	11/28	@Baltimore	8	102	12.8	24	1
9/26	Tennessee	4	55	13.8	24	0	12/2	Pittsburgh	5	113	22.6	49	0
10/3	@Pittsburgh	3	24	8.0	11	1	12/13	Denver	2	13	6.5	9	0
10/11	@N.Y. Jets	4	60	15.0	33	0	12/19	@Cleveland	8	96	12.0	23	0
10/17	Cleveland	7	76	10.9	14	0	12/26	@Tennessee	2	22	11.0	15	0
10/31	@Cincinnati	1	23	23.0	23	0	1/2	Cincinnati	9	108	12.0	25t	1
11/7	@Atlanta	9	62	6.9	11	1	1/15	Miami	4	52	13.0	17	0
11/14	Baltimore	4	18	4.5	8	0	1/23	Tennessee	6	67	11.2	18	0

2000 Game-By-Game Receiving

DATE	OPPONENT	NO.	YDS.	AVG.	LG	TD	DATE	OPPONENT	NO.	YDS.	AVG.	LG	TD
9/3	@Cleveland	9	115	12.8	24	0	10/29	@Dallas	3	19	6.3	8	0
9/10	@Baltimore	7	61	8.7	17	0	11/12	Seattle	6	156	26.0	67t	1
9/17	Cincinnati	10	108	10.8	21t	1	11/19	@Pittsburgh	3	29	9.7	17	0
9/25	@Indianapolis	4	48	12.0	22	0	11/26	Tennessee	3	53	17.7	30	0
10/1	Pittsburgh	11	137	12.5	19	1	12/3	Cleveland	4	46	11.5	16	1
10/8	Baltimore	8	63	7.9	14	0	12/10	Arizona	3	65	21.7	28	1
10/16	@Tennessee	5	64	12.8	20	0	12/17	@Cincinnati	4	61	15.3	20	0
10/22	Washington	3	51	17.0	33	0	12/23	@N.Y. Giants	11	131	11.9	50	0

2001 Game-By-Game Receiving

DATE	OPPONENT	NO.	YDS.	AVG.	LG	TD	DATE	OPPONENT	NO.	YDS.	AVG.	LG	TD
9/9	Pittsburgh	1	8	8.0	8	0	11/18	@Pittsburgh	7	89	12.7	45	0
9/23	Tennessee	4	49	12.2	18	0	11/25	Baltimore	6	80	13.3	26	0
9/30	Cleveland	2	17	8.5	9	1	12/3	Green Bay	7	81	11.6	18	0
10/7	@Seattle	7	97	13.9	24	0	12/9	@Cincinnati	8	92	11.5	29	1
10/18	Buffalo	4	33	8.3	12	0	12/16	@Cleveland	7	61	8.7	13	0
10/28	@Baltimore	10	118	11.8	34	0	12/23	@Minnesota	4	35	8.8	11	1
11/4	@Tennessee	5	64	12.8	18	0	12/30	Kansas City	7	132	18.9	44	1
11/11	Cincinnati	5	61	12.2	20t	1	1/6	@Chicago	9	93	10.3	16	1

Anthony McFarland

DEFENSIVE TACKLE

HT: 6-0; WT: 300; BORN: 12/18/77

NFL: 4TH YEAR

ACQUIRED: D1, 1999

COLLEGE: LOUISIANA STATE



Pro: Disruptive force in the trenches on one of the league's most intimidating defensive lines... Regarded as one of the NFL's rising stars... Football instincts and quick first step make him a force at the nose tackle position... Boasts 137 career tackles, 11 sacks, two forced fumbles, one fumble recovery and two passes defended... Played in 44 career games with 30 starts.

Anthony introduced his "Booger's Bucs Can Wait" program to a pair of Hillsborough County Middle schools each year to educate kids about making informed decisions about issues, such as smoking, drinking, using drugs and relationships.

Quick

Stunts

2001: Started 14 games (all but at Green Bay and at Detroit), as well as playoff contest, at NT... Totaled 59 tackles, 3.5 sacks and two passes defended... 59 tackles ranked second on the defensive line and eighth on the defense... Helped defense finish among the NFL's Top 10 (6th) for the fifth straight year, the only team in the league to do so... Manned the trenches in the middle at Minnesota (9/30) with four tackles... Posted seven tackles and one sack against Green Bay (10/7)... Played solid all-around game with 10 tackles at Tennessee (10/14)... Notched five tackles and one sack against Pittsburgh (10/21)... Had two tackles before leaving the game with right MCL strain against Minnesota (10/28)... Was declared inactive at Green Bay (11/4) and at Detroit (11/11) due to MCL strain... Returned from injury against Chicago (11/18) with two tackles and added two stops at St. Louis (11/26)... Led the defensive front with seven tackles, half a sack and one pass defended against Detroit (12/9)... Notched three tackles, half a sack and one pass defended against New Orleans (12/23)... Contributed four tackles and half a sack against Baltimore (12/29)... Had three tackles in playoff game at Philadelphia (1/12).

2000: Started in all 16 regular season games and one postseason game at NT... Season totals included 65 tackles, 6.5 sacks, four other tackles for loss, one forced fumble and one fumble recovery... Teamed with All-Pro Warren Sapp to combine for 23 sacks, the most of any tackle combination in the league... Recorded four tackles and two hurries in his first career start at New England (9/3)... Had four tackles and a career-high 2.5 sacks at Detroit (9/17) in his third start... Tallied five tackles vs. the Jets (9/24)... Was a difference maker in Washington (10/1), recording three tackles, one sack and one forced fumble... Notched seven tackles and one sack at Minnesota (10/9)... Netted six tackles and one sack versus Detroit (10/19)... Had three tackles and a sack at Atlanta (11/5)... Racked up five tackles in a win over Buffalo (11/26)... Posted a career-high 12 tackles and one fumble recovery in the regular season finale at Green Bay (12/24)... Notched six tackles in NFC Wild Card game against Philadelphia (12/31).

1999: Played in 14 games, plus both playoff contests... Collected 12 tackles, one sack and one forced fumble... Made NFL debut in season-opener against Giants (9/12)... Recorded first two career tackles at Philadelphia (9/19), helping Buccaneers rack up nine sacks... Missed the next two games (Denver, 9/26; at Minnesota, 10/3) with a left ankle sprain... Returned to action at Green Bay (10/10), posting one tackle and a forced fumble... Lined up at FB in goal-line situations at Detroit (10/31) and New Orleans (11/7)... Collected first career NFL sack,

VETERANS

dropping QB Jon Kitna for a six-yard loss in 16-3 win at Seattle (11/28)... Sack knocked Seahawks out of FG range... Notched one tackle at Oakland (12/19) and in 29-10 win over Packers (12/26)... Saw most extensive action of the season in season finale at Chicago (1/2), replacing an injured Brad Culpepper (heel)... Collected career-best three tackles as Bucs clinched division title with 20-6 victory... Played in both playoff contests, registering one tackle in NFC Championship Game at St. Louis (1/23)... Drafted by Tampa Bay in the first round (15th overall) of the 1999 NFL Draft.

College: Started all four years at LSU, racking up 252 tackles (55 for loss) and 17 sacks... Earned first-team All-America honors from the Associated Press as a senior, notching 61 tackles (18 for loss), eight sacks and one forced fumble from the NG slot... Also earned first-team All-SEC honors... Posted season-high nine tackles versus Alabama... Collected 52 tackles (10 for loss) and six sacks as a junior, lining up at RDT... Named Tigers' Defensive MVP as a sophomore, racking up 63 tackles (14 for loss) with one sack, one forced fumble and one fumble recovery... Earned second-team all-conference honors... Posted career-high 11 tackles against Tulane and Alabama... Earned Peach Bowl MVP honors versus Clemson, recording five tackles, a sack and a fumble recovery... Named SEC's Freshman Co-Defensive Player of the Year by the Knoxville News-Sentinel... Recorded career-best 76 tackles (13 for loss), two sacks, two fumble recoveries and a forced fumble... Earned a degree in business management.

Personal: Single, splits offseason between Tampa and Winnsboro, Louisiana...As a prep star at Winnsboro High School, was a first-team Class 3A all-state choice as a senior and a two-time all-district honoree... In junior and senior seasons combined, amassed 249 tackles, 26 sacks and 36 stops behind the line of scrimmage... As a teen, earned money by chopping wood after school... Still answers to childhood nickname of "Booger"... Born Anthony Darelle McFarland on December 18, 1977 in Winnsboro, Louisiana.

McFarland's Career Statistics

YEAR	TEAM	TACKLES			TURNOVERS				SACKS			
		G-S	ST	AT	TT	FF	FR	INT.	YDS.	PD	NO.	YDS
1999	Tampa Bay	14-0	8	5	13	1	0	0	0	0	1.0	6.0
2000	Tampa Bay	16-16	36	29	65	1	1	0	0	0	6.5	44.5
2001	Tampa Bay	14-14	30	29	59	0	0	0	0	2	3.5	23.5
TOTALS		44-30	74	63	137	2	1	0	0	2	11.0	73.5
PLAYOFFS		4-2	4	6	10	0	0	0	0	0	0.0	0.0

Single-Game Highs

Tackles: 12, at Green Bay, 12/24/00

Sacks: 2.5, at Detroit, 9/17/00

SPORTS BUSINESS DAILY LISTS TOP NFL MARKETABLE PLAYERS AND COACHES

According to an exclusive survey conducted by The Sports Business Daily, the leading sports marketing newsletter, four Buccaneers are among the Top 40 most marketable NFL players and coaches. The Daily recently surveyed close to 70 experts from the sports marketing, TV and advertising industries as well as members of the media.

- T11. Keyshawn Johnson
- T23. Jon Gruden
- 28. Warren Sapp
- T32. Barber brothers - Ronde and Tiki (N.Y. Giants)

Frank Murphy

WIDE RECEIVER

HT: 6-0; WT: 206; BORN: 2/11/77

NFL: 2ND YEAR

ACQUIRED: FA, 2000

COLLEGE: KANSAS STATE



Pro: Was nice surprise to the Buccaneer coaching staff by emerging as not only a superb kick returner, but as a fine receiver after playing running back in college... Was signed to the Buccaneer practice squad on August 28, 2000 and was then signed to the Bucs' active roster on November 22, 2000... Was a sixth-round draft pick of the Bears (170th overall) in 2000 draft... Has seen action in 12 career games... Boasts eight career receptions for 71 yards (8.9 avg.) and one TD... Has also posted 22 kickoff returns for 469 yards (21.3 avg.)... Scored first career touchdown against Pittsburgh (10/21/01).

Frank hosted a football camp, "Mini-Camp for Kids," this past offseason with the proceeds benefiting the Village Panthers football program.

Quick

Slants

2001: Played in 11 games and posted eight receptions for 71 yards (8.9 avg.) and one TD... Led the team with 20 kickoff returns for 445 yards (22.3 avg.)... Was declared inactive at Dallas (9/9) and at Minnesota (9/30)... Saw first action of the season against Green Bay (10/7)... Was declared inactive at Tennessee (10/14)... Grabbed first career touchdown on a five-yard pass from QB Brad Johnson against Pittsburgh (10/21)... Finished the game with three receptions for 17 yards, one kickoff return for 34 yards and one special teams tackle... Saw extensive action as primary kick returner against Chicago (11/18) with four kickoff returns for 115 yards (28.8 avg.)... Also had one catch for nine yards... Notched four kickoff returns for 90 yards at St. Louis (11/26)... Returned four kickoffs for 79 yards (19.8 avg.) against Detroit (12/9)... Returned three kickoffs for 73 yards at Chicago (12/16) before leaving the game with a right ankle sprain in the fourth quarter... Was declared inactive against New Orleans (12/23) and Baltimore (12/29)... Saw most extensive action of the season against Philadelphia (1/6) with three catches for 25 yards and two kickoff returns for 34 yards... Had two kickoff returns for 47 yards (23.5 avg.) in playoff game at Philadelphia (1/12).

2000: Signed to the practice squad August 28 following his release from Chicago on August 27... Elevated to the Bucs' active roster on November 22... Was inactive against Buffalo (11/26)... Returned two kickoffs for 24 yards in his NFL debut versus Dallas (12/3).

College: Played two seasons at Kansas State after transferring from Garden City Community College... Tallied 798 rushing yards on 152 carries (5.3 avg.) with 11 TDs in his two seasons... Had 15 kickoff returns for a 27.3 average... As a senior, finished second on team with 541 yards on 97 carries (5.6 avg.) and six TDs... Also caught six passes and returned seven kickoffs for 199 yards... As a junior, finished fourth on team with 257 rushing yards (4.7 avg.) and five TDs... As a sophomore, earned National Junior College Athletic Association first-team All-America and National Player of the Year honors at Garden City CC... Racked up 1,370 rushing yards on 210 carries (6.5 avg.) with 26 TDs... As a freshman, played wide receiver at Itawamba Community College in Fulton, Mississippi before transferring to Garden City... Sat out 1996 season... Originally signed with South Carolina out of high school... Majored in business at Kansas State.

Personal: Single... Named an All-America, All-State and Nassau County Player of the Year

VETERANS

selection as a running back and return specialist as a senior at West Nassau High in Callahan, Florida... Amassed 1,200 yards and 20 TDs as a senior... Born February 11, 1977 in Jacksonville, Florida.

Murphy's Career Statistics

YEAR	TEAM	G-S	RECEIVING					RUSHING				
			NO.	YDS.	AVG.	LG	TD	NO.	YDS.	AVG.	LG	TD
2000	Tampa Bay	1-0	0	0	0.0	0	0	0	0.0	0	0	
2001	Tampa Bay	11-0	8	71	8.9	20	1	0	0.0	0	0	
TOTALS		12-0	8	71	8.9	20	1	0	0.0	0	0	
PLAYOFFS		1-0	0	0	0.0	0	0	0	0.0	0	0	

YEAR	TEAM	G-S	KICKOFF RETURNS					PUNT RETURNS				
			NO.	YDS.	AVG.	LG	TD	NO.	YDS.	AVG.	LG	TD
2000	Tampa Bay	1-0	2	24	12.0	19	0	0	0.0	0	0	
2001	Tampa Bay	11-0	20	445	22.3	39	0	0	0.0	0	0	
TOTALS		12-0	22	469	21.3	39	0	0	0.0	0	0	
PLAYOFFS		1-0	2	47	23.5	35	0	0	0.0	0	0	

Single-Game Highs

Receptions: 3, twice, last vs. Philadelphia 1/6/02
Receiving Yards: 25, vs. Philadelphia, 1/6/02

Kickoff Returns: 4, three times, last vs. Detroit, 12/9/01
Kickoff Return Yards: 115, vs. Chicago, 11/18/01

Roman Oben

TACKLE

HT: 6-4; WT: 305; BORN: 10/9/72

NFL: 7TH YEAR

ACQUIRED: FA, 2002

COLLEGE: LOUISVILLE



Roman, who completed his master's degree in Public Administration at Fairleigh Dickinson University in May of 2001, took advantage of the NFL's Continuing Education program.

Quick

Slants

Pro: Athletic tackle who possesses good initial quickness off the ball... Versatile player who has seen action on both ends of the offensive line... Knowledgeable lineman who will add depth to Tampa Bay's offensive front... Experienced veteran who started in 76 consecutive games from 1997-2001... Has played in 82 career games with 72 starts for the New York Giants (1996-1999) and Cleveland Browns

(2000-01)... Originally entered the league as a third round draft pick (66th overall) by the Giants in 1996.

2001: Started 13 of 16 games played... The starter at left tackle for the first 12 games, up until Jacksonville (12/16), when he saw action primarily on special teams... Streak of 76 consecutive starts, dating back to the 1997 season, ended in the Jacksonville contest... Replaced starting RT Roger Chanoine in the fourth quarter at Green Bay (12/23) and also appeared on special teams... Started at left tackle at Tennessee (12/30) as the offensive line provided Tim Couch time to throw for 336 yards and three TDs and Jamel White to rush for two TDs, as the offense rolled up a season-high 409 net yards of offense.

2000: In his first season with the Browns, started all 16 regular season games at left tackle, the only offensive lineman to start and play every snap at the same position the entire

season... By starting all 16 games, extended a string of 64 consecutive regular season starts dating back to 1997... Started at left tackle versus Pittsburgh (9/17) as the offensive line did not allow a sack and helped give Tim Couch enough time to throw for a career-high 316 yards... Started at left tackle versus Philadelphia (12/10) as the offensive line helped the offense record season-highs in total yards (418), net passing yards (317) and first downs (25).

1999: Started all 16 games at left tackle, extending his streak to 48 consecutive games... Recovered two fumbles on the season... Awarded offensive game ball by coaching staff for performance vs. Tampa Bay (9/12)... Offensive line had their best game of the season vs. New York Jets (12/5), allowing just one sack and committing no penalties... Provided enough pass protection and run blocking to enable the offense for the first time in club history to have a quarterback throw for over 300 yards (Kerry Collins, 341), two receivers catch passes for over 100 yards (Amani Toomer, 181 and Ike Hilliard, 121) and a running back gain over 100 yards (Joe Montgomery, 111).

1998: Started all 16 games at left tackle for the second straight season... Helped RB Gary Brown finish seventh in the NFC with 1,063 rushing yards... Part of an offensive line that did not allow any sacks at San Diego (9/27)... Blocking against the Chargers helped the Giants crack the 100-yard rushing mark (105) for the first time all year... Helped the Giants chalk up 390 yards in total offense, including a 108-yard rushing performance by Brown versus Arizona on (10/18)... Limited Cardinals DE Simeon Rice to just one assisted tackle... Blocking helped the Giants produce 200 yards on the ground, including a 124-yard effort by Brown at Arizona (12/6)... Play of the line versus Denver (12/13) allowed QB Kent Graham time to complete 21-of-33 passes for 265 yards and two touchdowns in a victory over the Broncos... Blocking helped the Giants amass a season-high 209 yards on the ground at Philadelphia (12/27).

1997: Earned the starting left tackle position in training camp and started all 16 regular season games and the postseason game versus Minnesota (12/27)... Held his own against Eagles DE Mike Mamula in his first professional start in the season opener versus Philadelphia (8/31)... Did not allow any sacks by Mamula, who had five sacks against the Giants in 1996... Blocking versus New Orleans (9/28), helped RB Tyrone Wheatley gain 41 yards on the Giants final drive that killed the last 3:38 to seal the victory after the Giants were pinned at their own 3-yard line... Offensive line allowed the Giants to generate 426 yards in total offense at Arizona (10/12), including 239 yards on the ground... Wheatley gained 103 yards on 22 carries, ending a Giants streak of 23 straight games without a 100-yard rushing performance... Was matched up against DE Simeon Rice, who was held without a sack... The entire offensive line was awarded a game ball by the coaching staff for its performance against the Cardinals... Helped the Giants ground game produce 201 yards, including a 114-yard rushing performance by FB Charles Way, versus Arizona (11/16)... In the post-season meeting with the Vikings, held DT John Randle, the 1997 NFL sack leader with 15.5, to one tackle and no sacks.

1996: Saw action in two games... Was inactive for eight games and dressed but did not play in six games... Made his first regular season appearance at Philadelphia (12/1), when he came in at right tackle in place of starter Scott Gragg in the fourth quarter after Gragg left with a sprained ankle... Only other appearance was at Miami on (12/8)... Only action in that game was on the extra point and field goal units.

College: Served as offensive captain, manning the weakside offensive tackle position during senior season in 1995... Registered 89 knockdowns in 19 games during collegiate career... First-Team All-National Independent team pick, earning 22 of a possible 24 votes as a junior in 1994... Started the first seven games at left tackle, grading 83% for blocking consistency as he posted 38 knockdowns as a sophomore in 1993... Suffered a broken leg versus Southern Mississippi... Underwent surgery and missed the rest of the season... Played in a reserve role the first half of the season in 1992... Redshirted as a freshman in 1991... Originally recruited as a defensive tackle... Lettered on the Cardinals' track team as a freshman... Won the shot put title at the Metro Conference Championships and also won the shot put event at the Mason-Dixon Games with a toss of 53'0" in February, 1992... Four-time

Athletic Director's Honor Roll Member... Vice president of the Alpha Phi Alpha fraternity... 1994 recipient of the Louisville's Community Service Award... Majored in economics.

Personal: Completed his master's degree in Public Administration at Fairleigh Dickinson University in May of 2001... Interned in 2000 with Democratic Congressman Bill Pascrell (D-8-NJ) of New Jersey and spring of 2001 with Cleveland area Congressman Dennis Kucinich (D-10-OH) as a congressional staff assistant... Two-way tackle at Gonzaga High (Washington, D.C.) and was also a classmate of Browns TE Rickey Dudley and Titans' RB Eddie George at Fork Union Military Academy... Recorded 58 tackles with 10 quarterback sacks as a senior... Lettered in track, performing in the shot put (60'02")... One of the nation's premier discus throwers (180'02")... Supports organizations such as Illiteracy Programs, Hunger Relief Efforts, United Way and Special Olympics... Featured on the Browns Rush for Reading bookmark and in the Campbell's Soup Tackling Hunger campaign... Married to Linda with one-year old son, Roman, Jr.... Born Roman Dissake Oben on October 9, 1972 in Cameroon, West Africa.

Pete Pierson
TACKLE
HT: 6-5; WT: 315; BORN: 2/4/71
NFL: 8TH YEAR
ACQUIRED: D5, 1994
COLLEGE: WASHINGTON

Pete, who re-signed with the Buccaneers in the off-season, is the lone player on the roster from Tampa Bay's 1994 draft class.

Quick

Slants

Pro: Veteran tackle who has provided stability and leadership to Tampa Bay's offensive line... Re-signed a one-year contract on May 23, 2002... Is the lone player remaining from the Bucs' 1994 draft class... Has the second-longest tenure with Tampa Bay (John Lynch, 1993)... Durable lineman who has played in 100 career games, including 21 starts.

2001: Played in all 16 games as a backup on the offensive line and with the special teams... Also came off the bench in playoff game... Saw action with the FG and PAT units in every game... Part of offensive line that blocked for Pro Bowl FB Mike Alstott, who rushed for a career-high 10 TDs... Played on special teams and across the offensive line late in the fourth quarter against Minnesota (10/28)... Saw action on the offensive line and played on special teams against New Orleans (12/23)... Saw most significant action against Philadelphia (1/6) on the offensive line... Played on special teams in playoff game at Philadelphia (1/12).

2000: Started a career-high 15 games... Was instrumental throughout the season in the run game as the Bucs' amassed 2,066 yards and set a club-record with 4.2 yards per carry... Started in season opener at New England (9/3), his first regular season start since 1996... Provided ample protection for Shaun King to spread the ball to six receivers in a win over Chicago (9/10)... Helped Bucs' backs rush for 120 yards at Detroit (9/17)... Opened large holes for Bucs' running backs to average 5.7 yards on 19 carries against Detroit (10/19)... Protected King's backside against Minnesota (10/29), allowing the QB to throw for a career-high four TDs... Helped Bucs' set a club-rushing mark (250 yards) in a domination of Dallas (12/3)... Sustained a left calf strain in Miami (12/10) and left the game... Was inactive against St. Louis (12/18)... Returned to action against Green Bay (12/24) but was hampered with a lower back strain... Saw action as a backup in playoff game at Philadelphia (12/31).

1999: Played in 15 games, seeing most extensive action since 1996 after starting at LT in place of the injured Paul Gruber (knee) for Tampa Bay's two postseason contests... Spent majority of the season participating on the PAT, FG and punt units... Stepped in for Gruber at LT in the third quarter of division-clinching win at Chicago (1/2)... Provided key blocks during two crucial scoring drives that resulted in 10 points and helped secure Tampa Bay's first division title in 18 years... Recorded first start in more than three years (9/26/96 vs. Detroit) in divisional playoff win over Washington (1/15)... Helped rookie QB Shaun King set a club playoff record with 15 completions... Also started the following week in the NFC Championship Game at St. Louis (1/23).

1998: Played in all 16 games for the first-time in his career... Saw most extensive game action at LT, relieving starter Paul Gruber in the first half at Minnesota (9/6)... Saw brief action on the offensive line, helping clear way for FB Mike Alstott's one-yard TD run in the fourth quarter versus New York Giants (10/4)... Spent majority of the remainder of the season participating on the PAT, FG and punt units.

1997: Appeared in 15 regular season games and one playoff contest... Played on FG and PAT units in each of those bouts... Enjoyed only offensive line action of season in backup tackle role at Atlanta (11/9)... Was declared inactive for second Green Bay game (12/7) and wild card match-up against Detroit (12/28)... Played in first post season contest of career during divisional playoff game at Green Bay (1/4).

1996: Played in 11 games with two starts at LT, was inactive for two contests and did not play in another... Released in team's initial training camp roster cut-down (8/18) but was re-signed on 9/10 when starting LT Paul Gruber suffered knee sprain in season's second game at Detroit (9/8)... Saw initial game action on special teams unit in following week's game at Denver (9/15)... Inserted into starting lineup at LT for next two games at Seattle (9/22) and versus Detroit (9/29)... Spent limited time as a sub on offensive line the remainder of season and participated on special teams.

1995: Played in 12 games with four starts for Buccaneers... Was inactive for three games and DNP in season opener against Eagles (9/3)... Made first regular season NFL appearance following hand injury to RT Scott Dill at Cleveland (9/10)... Earned first league start in following week's contest against Chicago (9/17)... Also started for Dill (ankle) at Minnesota (12/3)... Started season's final two games against Bears (12/17) and Lions (12/23).

1994: Waived on final roster trim (8/28) and claimed off waivers by Chiefs (8/29)... After being waived by Chiefs (8/31), was signed to Bucs' practice squad (9/2)... Spent first 11 games on practice squad before being signed to active roster (11/22)... Was on inactive list for remaining five games of season... Drafted by Buccaneers in fifth round (136th overall) in 1994.

College: Played four seasons at Washington and was member of three Rose Bowl teams... Started all 11 games as a senior and earned Honorable Mention All-America and second-team All Pac-10 honors... Also earned school's Lineman of the Year award... Led blocking for Napoleon Kaufman who ran for 1,299 yards... Appeared in all 11 games at both LT and RT in junior campaign... In sophomore season, saw action in all 11 matches as reserve tackle for national co-champions... Played in four games (California, Arizona, Stanford, Oregon) as a freshman... Was redshirted as 1989 incoming freshman.

Personal: Married to Michelle, couple lives year-round in Tampa with daughter Hannah... Couple is a frequent contributor to Toys for Tots... Hobbies include golf, music and going to the movies... Attended David Douglas High School in Portland, Oregon, lettering in football, basketball and track... Played both offensive tackle and defensive end in H.S... Was all-conference choice in three sports... Born Peter Samuel Pierson on February 4, 1971 in Portland, Oregon.

Pierson's Career Statistics

GAMES/STARTS: 1994: 0/0, 1995: 12/4 , 1996: 11/2 , 1997: 15/0 (P: 1/0), 1998: 16/0, 1999: 15/0 (P: 2/2), 2000: 15/15 (P: 1/0), 2001: 16/0 (P: 1/0)
7-YEAR TOTALS: 100/21 (P: 5/2).

P = Playoffs

Michael Pittman

RUNNING BACK

HT: 6-0; WT: 218; BORN: 8/14/75

NFL: 5TH YEAR

ACQUIRED: UFA(AZ), 2002

COLLEGE: FRESNO STATE



A devoted weightlifter, Michael has a pair of 19 1/2 inch biceps.

Quick

Slants

Pro: Impressive physical package of strength, speed, and size... Signed as an unrestricted free agent with Tampa Bay on March 26, 2002 after spending first four seasons with Arizona... Soft hands belie chiseled physique that equals every-down back... Displayed glimpses of talent over past two seasons with 133-yard rushing effort, including 58-yard touchdown run, in first pro start vs. Detroit (11/14/99)...

Hard-nosed runner who also displays excellent receiving skills... Originally selected in fourth round (95th overall) of 1998 NFL Draft by the Cardinals.

2001: Started 14 of 15 games for Arizona and rushed for career-high 846 yards on 241 attempts (3.5-yard average) with five touchdowns and caught 42 passes for 264 yards (6.3-yard average)... Though Thomas Jones opened at tailback vs. Atlanta (9/30), came off the bench to provide noticeable spark to the offense with seven rushing attempts for 53 yards, including a 24-yard scoring run, and caught team-best six passes for 31 yards... Churned out 83 yards on 22 carries in starting role at Philadelphia (10/7)... Two pass receptions for 16 yards combined for 99 yards from scrimmage vs. Eagles in 21-20 victory... Posted 48 yards rushing on 10 carries in the first half, including bursts of nine and 11 yards on Cards' first two plays from scrimmage... Also skirted the left side on fourth-and-one in first quarter for first-down yardage in 14-play, 70-yard drive that put Cards up 14-0... Rushed for 50 tough yards on 16 carries at Chicago (10/14) despite playing with a concussion suffered on first play of game... Opened the contest with six-yard run around left end, then went to the bench with mild concussion... Returned later in the series, however, and split much of the backfield duties in first half with Jones... Third quarter proved disastrous as he bounced outside on handoff at Bear 30-yard line, had ball stripped by Chicago defensive back as R.W. McQuarters picked up the bouncing ball in full stride and sped 69 yards for a touchdown and 20-6 lead... Finished the game with five pass receptions in second half for 25 yards... Accounted for 137 yards offense with 95 rushing yards on 26 carries and 42 yards on four pass receptions to fuel a 24-16 win over Kansas City (10/21)... After a quiet first half of 12 rushing yards on four carries and two pass receptions for six yards, exploded in third quarter with 13 carries for 55 yards, then added fourth-quarter totals of nine attempts for 28 yards on the ground and a 27-yard pass reception, the latter to set up a Jones 13-yard scoring run... Capped a 10-play, 80-yard scoring drive to open the second half with 24-yard burst around right tackle to give Cards 10-9 lead with nine minutes left in third quarter, then added two third-down rushing conversions on 16-play, 95-yard scoring drive that ate up 8:51 of the clock on ensuing possession... Nearly hit the 100-yard rushing mark but losses of 12 yards on four carries... Had a rough afternoon in Dallas (10/28) gaining just 29 yards on 16 rushing tries and catching two passes for 16 yards before leaving game late in fourth quarter with concussion as 12 of his rushing attempts for two yards or less... Had 43 rushing yards on 18 carries and 28 yards on five pass receptions vs. Philadelphia (11/4)... Gained 81 yards on 23 carries and caught one pass for three yards in 45-38 win over Detroit (11/18), then added 44 yards on 18 attempts at

San Diego (11/25), including a one-yard plunge for a fourth-quarter score in 20-17 win... Combined for 95 yards from scrimmage at Oakland (12/2) with 78 yards on 18 carries and four pass receptions for another 17 yards in 34-31 overtime thriller... His 4.3-yard rushing average was best since his first action of season vs. Atlanta (9/30)... Key play in first quarter as he burst through the middle and rumbled down the left sideline for 42 yards to the Raiders eight-yard line as Jones scored from five yards out two plays later for 7-7 tie... Later scored himself in second quarter after Jones popped for gains of 10 and four yards to the one-yard line, knifing over left guard to give Cards 14-7 lead... Finally helped seal win in overtime with runs of five and two yards to the Raider 18-yard line following Arizona recovery of mishandled punt return to set up a 36-yard field goal at 7:37 of the extra period... Carried the ball 14 times for 58 yards and a one-yard leap over the pile for a second quarter score to give Cards 14-10 lead in eventual 17-10 victory vs. Dallas (12/23)... Amassed 161 yards offense at Carolina (12/30) with 12 carries for 89 yards, two receptions for 28 yards, and two kickoff returns for 44 yards in 30-7 win... Exploded in second half for 60 yards on just five carries, highlighted by 39-yard run from own 10-yard line in third quarter, then a 24-yarder from own 16-yard line midway through final period... Finished season at Washington (1/6) with two kickoff returns for 21 and 44 yards.

2000: Saw action in all 16 games with 12 starts... First Cardinal to lead club in receptions (73) and rushing yardage (719) since Terry Metcalf in 1975... Tallied 10 pass receptions vs. N.Y. Giants (11/26), most by Cardinal running back in 64 games (Larry Centers, 1996)... Finished season with 73 pass receptions for 579 yards (7.9-yard average) and two touchdowns and rushed 184 times for 719 yards (3.9-yard average) and four scores with starts in final 12 games... Finished second in the NFC among running backs with 80 receptions (to Redskins Larry Centers)... Rushed just four times for nine yards but collected 71 yards on six pass receptions at N.Y. Giants (9/3)... Five catches for 53 yards in second half included a 21-yard gain to convert a third-and-five situation in a third quarter scoring drive to a field goal, the Cards' first points of game... Added another 21-yard run-and-catch in the fourth quarter... Gained 28 yards on nine carries and vaulted over from one yard out in second quarter to give Cards 10-7 lead in eventual 32-31 win over Dallas (9/10)... Supplied spark at San Francisco (10/1) with 144 yards total offense... Finished game with team-best 11 carries for 72 yards and impressive 6.5-yard average... Also led Cards in receiving with six receptions for 72 yards... Inserted back into the starting lineup vs. Cleveland (10/8) and responded with 16 carries for 107 yards and two pass receptions for 10 yards... Finished second quarter with 33 yards on six carries, added 36 more rushing yards in third quarter alone with a 21-yard run in scoring drive... Held to 21 yards rushing on nine carries at Dallas (10/22), but scored on one-yard plunge in fourth quarter, and added team-best seven pass receptions (24 yards)... 126 yards from scrimmage vs. New Orleans (10/29) with 20 carries for 86 yards and 4.3-yard average and three receptions for 40 yards against talented Saints' defense... Gained 30 yards on 15 carries vs. Washington (11/5), including a seven-yard burst for a touchdown in a 16-15 win... Added three pass receptions for 28 yards... Led Cards with 50 rushing yards on 12 attempts and eight pass receptions for 63 yards at Minnesota (11/12)... Scored only Card points on offense with one-yard vault... Six of his receptions came on third down... 113 combined yards from scrimmage accounted for 45 percent of team total of 249 yards... Though slowed by tender ribs and shoulder, rushed for 49 yards on 13 carries and caught six passes for 29 yards at Philadelphia (11/19)... Accounted for 173 yards from scrimmage — 65 percent of Cards' total offense — with 13 carries for 77 yards and career-best 10 pass receptions for 96 more yards vs. N.Y. Giants (11/26)... Scored Arizona's only touchdown with 36-yard rumble on textbook screen pass in third quarter... Added season-best 29-yard run earlier in the period... Left game at Baltimore (12/17) after suffering a concussion... Another ironman effort at Cincinnati (12/3) as only Cardinal to carry the ball from scrimmage with 19 attempts for 72 yards and added six pass receptions for 31 yards... Rebounded for season finale at Washington (12/24) to collect 72 yards rushing on 16 attempts and catch three passes for 13 yards.

1999: In 10 games (two starts), rushed for 289 yards on 64 carries for team-best 4.5-yard average per attempt with two touchdowns... Also caught 16 passes for 196 yards and returned four punts (16 yards) and two kickoffs (31 yards)... Flashed glimpses of talent and productivity in frustratingly-short sophomore season marred by turf-toe injury... In first pro

starting role vs. Detroit (11/14), amassed 177 yards total offense with 133 rushing yards on 23 carries and two receptions for 44 yards in 23-19 win... Featured plays were 58-yard scoring run and 46-yard pass reception... The 58-yard run was the longest by a Cardinal in 52 games and the longest scoring jaunt in 53 contests (LeShon Johnson, 70 yards at New Orleans, 9/22/96)... The 133 rushing yards rank 10th among NFL players in their first starts in the 1990s... The effort also was Arizona's only 100-yard rusher during the 1999 season... Extensive action both from scrimmage and on special teams in season opener at Philadelphia (9/12)... Caught two passes for 26 yards, and returned four punts for 16 yards and one kickoff 22 yards in 25-24 win... Converted key third-and-eight play with 13-yard grab from QB Jake Plummer in third-quarter scoring drive, then made diving catch for 13-yard gain to open game-winning march with less than two minutes left to place the ball at the Eagle 30-yard line with 1:43 to play... Also posted two assisted tackles on kick-coverage units... Completed a 26-yard pass to wide receiver Frank Sanders at Miami (9/19)... Rushed six times for 35 yards vs. San Francisco (9/27)... Caught season-best four passes for 42 yards, including third-down catches of 18 and 15 yards in the fourth quarter, at Dallas (10/3)... Left outing early vs. Washington (10/17) with concussion after two carries for 15 yards and a pair of pass receptions for another 33 yards... Four carries for 29 yards vs. New England (10/31), including a 21-yarder up the middle near the end of the first half... Scored first NFL touchdown on four-yard burst up the middle to give Cards 7-3 lead at N.Y. Jets (11/7)... Finished game with nine rushing attempts for 41 yards and 4.6-yard average per carry... Earned first NFL start the following week vs. Detroit (11/14)... Enjoyed outstanding success with 133 yards rushing and 44 yards receiving for 177 yards of offense... Later bolted 58 yards to the end zone on third quarter draw play as he took the ball inside, bounced outside, and streaked down the left sideline and outraced the Detroit secondary to the end zone to give Cards a 23-7 lead with 11 minutes remaining in the period... Inactive next three games... Returned to starting lineup at Washington (12/12) but lasted for just three carries for eight yards and a pair of pass receptions as he left game in second quarter after aggravating the toe... Declared inactive for final three games.

1998: Played in 15 of 16 games for the Cardinals, primarily on special teams... Exhibited ample promise and talent despite limited playing time from scrimmage... 91 rushing yards on 29 carries (3.1-yard average), four kickoffs returns for 84 yards (21-yard average) and 17 tackles... Played almost exclusively on special teams in season opener at Dallas (9/6) where he teamed with defensive back J.J. McCleskey to put fierce stop on Deion Sanders in first quarter for three-yard loss on punt return... First action from scrimmage with two carries for two and five yards in second quarter at Seattle (Sept 13)... Finished with 17 carries for 56 yards vs. Chicago (10/11)... Returned two kickoffs, 22 and 18 yards, and made a solo tackle and assist on coverage units at N.Y. Giants (10/28)... Contributed mightily on special teams in 45-42 win at Washington (11/22)... Recovered a muffed punt by Redskin Brian Mitchell in first quarter at the Washington 29-yard line as Cards scored six plays later to take 3-0 lead... In fourth quarter, returned a Washington squib kick 20 yards to the Card 45-yard line, setting stage for 10-play, 55-yard drive to take 45-35 lead with 3:49 left in game... Also sparked with four tackles on coverage units... Sustained broken bone in right hand on opening kickoff vs. N.Y. Giants (12/6) and did not play remainder of game... Inactive the next week for Cards' assignment at Philadelphia (12/13)... Casted hand limited him to special-teams play vs. New Orleans (12/20), but still managed three solo stops on coverage units... Scored three touchdowns rushing in preseason finale at Oakland (8/29).

College: Regarded as one of the best pass-catching running backs in college football in 1997... Third player in Fresno State history to better 3,000-yard career rushing plateau (3,017)... Second on Fresno State's all-time rushing list behind Ron Rivers (3,473 yards)... Tied school record with four consecutive 100-yard rushing performances vs. Air Force, Boise State, Colorado State, and Nevada-Las Vegas... Set Bulldogs single-game record with 39 rushing attempts for 151 yards and a pair of touchdowns vs. Oregon... Set Fresno State weightlifting record for a running back with bench press of 435 pounds... Two-time All-WAC first team and All-America third-team pick as a senior all-purpose back... Played in the final 11 games as a senior, leading the team with 1,057 yards rushing and eight

touchdowns on 238 carries (4.4-yard average)... Also caught 32 passes for 255 yards and two scores... Corrections major at Fresno State.

Personal: Married to Melissa... Couple has son, Mycah... Brother, Wayne, who played football at San Diego State, is a certified personal trainer... Son of Mae and Henry Pittman... Also has a sister, Lashonza Alexis... All-Eastern League first-team pick as a senior at Mira Mesa (San Diego, CA.) High School... Also played defensive back... Dedicated weightlifter... One of the more noticeable results is 19-1/2-inch biceps... Tattoo on right bicep reads "The Real Black Superman"... Born on August 14, 1975 in New Orleans, Louisiana.

Pittman's Career Statistics

YEAR	TEAM	G-S	RUSHING					RECEIVING				
			NO.	YDS.	AVG.	LG	TD	NO.	YDS.	AVG.	LG	TD
1998	Arizona	15-0	29	91	3.1	11	0	0	0	0.0	0	0
1999	Arizona	10-2	64	289	4.5	58t	2	16	196	12.3	46	0
2000	Arizona	16-12	184	719	3.9	29	4	73	579	7.9	36t	2
2001	Arizona	15-14	241	846	3.5	42	5	42	264	6.3	27	0
TOTALS		56-28	518	1945	3.8	58t	11	131	1039	7.9	46	2
PLAYOFFS		2-0	0	0	0.0	0	0	0	0	0.0	0	0

Single-Game Highs

Rushes: 26, vs. Kansas City, 10/21/01

Yards: 133, vs. Detroit, 11/14/99

TDs: 1, many times, most recent, vs. Dallas, 12/23/01

Long Run: 58t, vs. Detroit, 11/14/99

Receptions: 10, vs. N.Y. Giants, 11/26/00

Receiving Yards: 96, vs. N.Y. Giants, 11/26/00

Keith Poole


WIDE RECEIVER

HT: 6-0; WT: 193; BORN: 6/18/74

NFL: 6TH YEAR

ACQUIRED: FA, 2002

COLLEGE: ARIZONA STATE



Pro: A veteran receiver who possesses break-away speed and good hands... Will provide leadership and depth to the receiving corps... Signed a one-year contract with Tampa Bay on March 22, 2002... Owns 96 career receptions for 1,734 yards (18.1 avg.) and 11 touchdowns... Has played in 54 games with 26 starts... Entered the NFL in 1997 as a fourth round draft choice of the New Orleans Saints (116th overall), and played his first four NFL seasons with the club... Was released by the Saints (6/4/01) and signed by the Broncos (6/11/01).

As a senior at Arizona State, Keith helped lead the Sun Devils to an undefeated regular season in 1996.

Quick

Slants

2001: Re-signed by Denver on September 12... Originally waived on September 2 after being bothered in training camp by a right hamstring injury... Played in six games with three starts for the Broncos, and notched five catches for 38 yards (7.6 avg.)... Named an inactive for games 2-4, but played in next three games at Seattle (10/14), at San Diego (10/21) and vs. New England (10/28)... Did not play at Oakland (11/5)... Made first start of season vs. San Diego (11/11) and caught two passes for 13 yards... Started next two games, notching two

receptions for 19 yards against Washington (11/18) and one catch for six yards at Dallas (11/22)... Was inactive for next three contests before being released on December 24.

2000: Played in 15 games (four starts) for New Orleans and caught 21 passes for 293 yards (14.0) and one touchdown... Touchdown came at Seattle (9/17) on a 49-yard completion... Caught four passes for 30 yards vs. Chicago (10/8) and four more for 35 yards at Atlanta (10/22)... Had three catches for 40 yards vs. Atlanta (12/17)... Missed the Saints' first-ever postseason victory vs. St. Louis (12/30) because of a concussion suffered the week before against the Rams, but returned for the Divisional Playoff Game at Minnesota (1/6/01) and caught two passes for 12 yards.

1999: Started all 15 games in which he played and caught 42 passes for 796 yards (19.0) and six touchdowns, which led the Saints... His 19.0 avg. led all NFL receivers with 40+ catches... Notched three catches for 89 yards, including a 67-yard touchdown, vs. Carolina (9/12)... Was inactive vs. the Giants (10/24) with a shoulder injury... Posted a career-best six receptions for 104 yards and had one rushing attempt for 14 yards at Carolina (1/2/00).

1998: Saw action in 15 games (four starts) and caught 24 passes for 509 yards (21.2) and two touchdowns for New Orleans... The two scores came in the same game, as he caught three passes for 154 yards, scoring on a 64-yarder and a career-best 82-yarder at Atlanta (10/18)... Also had a 42-yard reception at Carolina (11/1).

1997: Played in three games as a rookie for the Saints, catching four passes for 98 yards (24.5) and two touchdowns... After being inactive for the first 11 weeks of the season, saw his first NFL action at Atlanta (11/23)... In the season finale vs. Kansas City (12/21), had touchdown receptions of 32 and 14 yards... Also had one special teams stop on the season.

College: Finished his career at Arizona State ranked first in touchdown receptions (25), fourth in receptions (139) and third in receiving yards (2,681)... In 1996 he was an All Pac-10 first-teamer after catching 46 passes for 857 yards and 11 touchdowns in 10 starts as the Sun Devils posted an undefeated regular season and played in the Rose Bowl vs. Ohio State... Was also a semifinalist for the Biletnikoff Award, given to the nation's top receiver... Earned first-team Pac-10 honors in 1995 when he finished with more than 1,000 yards receiving... Majored in family resources and human development.

Personal: A two-time All-North Yosemite League selection, adding honorable mention All-American, All-Northern California, All-Valley and all-state first-team as a senior at Clovis (CA.) High School... Served as team captain as a senior and caught 61 passes for 1,708 yards and 23 touchdowns and set a state record with 373 yards in one game... Also lettered in baseball... Born Keith Robert Strohmaier Poole on June 18, 1974 in San Jose, California.

Poole's Career Statistics

RECEIVING

YEAR	TEAM	G-S	NO.	YDS.	AVG.	LG	TD
1997	New Orleans	3-0	4	98	24.5	49	2
1998	New Orleans	15-4	24	509	21.2	82t	2
1999	New Orleans	15-15	42	796	19.0	67t	6
2000	New Orleans	15-4	21	293	14.0	49t	1
2001	Denver	6-3	5	38	7.6	10	0
TOTALS		54-26	96	1734	18.1	82t	11
PLAYOFFS		1-0	2	12	6.0	7	0

Shelton Quarles

LINEBACKER

HT: 6-1; WT: 225; BORN: 9/11/71

NFL: 6TH YEAR

ACQUIRED: FA, 1997

COLLEGE: VANDERBILT



#53

Shelton owns the longest play in Buccaneer history after he returned an interception 98 yards for a touchdown against Green Bay in 2001.

Quick

Starts

Pro: A productive three-year starter at strong-side linebacker for Tampa Bay who will assume the starting middle linebacker spot this season... Instinctive ability and experience playing all three LB positions should ease transition to middle linebacker spot and making defensive calls... Earned starting SLB role in 1999 after seeing significant action as one of Tampa Bay's top special teams performers...

Tackle totals have improved in each of his first five NFL seasons, including a career-high 77 stops in 2001... Has started in 43 games and recorded 203 tackles over the past three campaigns... His 31 special teams tackles in 1999 are a club record... Career totals include 221 career tackles on defense and 77 career special teams stops... Has added two interceptions, one forced fumble, four fumble recoveries and 10 passes defended... Also owns the longest play in team history with a 98-yard interception return for a touchdown against Green Bay in 2001... Has played in 78 games with 43 starts... Played first two professional seasons in the CFL prior to making the jump to the NFL.

2001: Started all 16 games at SLB... Also played in playoff game... Notched a career-high 77 tackles to rank sixth on the defense and added two sacks, one interception, one forced fumble and three passes defended... Helped defense finish among the NFL's Top 10 (sixth) for the fifth straight year, the only team in the league to do so... Finished the game at Minnesota (9/30) with five tackles... Returned an interception 98 yards for a touchdown, the longest play in team history, against Green Bay (10/7)... Added two tackles, two passes defended and one special teams stop... Notched season-high nine tackles at Tennessee (10/14) and added one special teams stop... Eight tackles against Pittsburgh (10/21)... Had six tackles at Green Bay (11/4)... Notched five tackles and one special teams stop at Detroit (11/11)... Had four tackles and one forced fumble at St. Louis (11/26)... Also added two special teams stops... Had solid day at Cincinnati (12/2) with eight tackles and his first sack of the season, dropping QB Jon Kitna for a 10-yard loss... Against Detroit (12/9), sacked QB Mike McMahon for a six-yard loss to knock the Lions out of field goal range and forcing them to punt... Bucs scored the game-winning TD on the next drive... Also contributed three tackles and one special teams stop... Posted seven tackles at Chicago (12/16)... Recorded six tackles against Baltimore (12/29)... Had eight tackles (second-best on team) in playoff game at Philadelphia (1/12).

2000: Played in 14 games with 13 starts at strongside linebacker... Also started one playoff contest... Ended the year with 69 tackles and a career-high four passes defended... Added two sacks, one tackle for loss, one interception and two fumble recoveries... Had seven tackles and one sack at New England (9/3)... Tallied a career-high nine tackles versus the Bears (9/10) and added one fumble recovery... Recorded six tackles and forced a fumble at Detroit (9/17)... Notched his 100th career tackle against the Jets (9/24)... Posted six tackles and one special teams tackle in Washington (10/1)... Against Detroit (10/19), was placed on inactive list due to a groin injury... Re-aggravated groin injury vs. Minnesota (10/29) and did not play in second half... Returned from injury against Green Bay to record three tackles and two passes

VETERANS

defended (11/12)... Had five tackles, one sack and one pass defended in a win over the Bills (11/26)... Recorded first career interception, along with four tackles and one pass defended at Miami (12/10)... Forced to move to WLB when Derrick Brooks got injured and still racked up five tackles at Green Bay (12/24)... Had a solid playoff game at Philadelphia, finishing with seven stops (12/31).

1999: Won the starting strongside LB slot in camp and started 14 of 16 games played, plus both playoff contests... Did not start at Seattle (11/28) and vs. Minnesota (12/6), when Bucs opened with extra DB... Established career-highs in tackles (57) and passes defended (3)... Also set a Buccaneer record with 31 special teams tackles... Recorded first career start against the Giants (9/12), notching two tackles and a special teams stop... Collected six tackles at Philadelphia (9/19)... Had a career-high eight tackles and two special teams stops at Minnesota (10/3)... Posted five tackles at Green Bay (10/10)... Registered five tackles and two special team stops in 17-10 win over Kansas City (11/14)... Collected five tackles and four special teams stops against Atlanta (11/21)... Had three tackles at Seattle (11/28) before leaving with a left thigh contusion... Tied Sam Anno's club mark with five special teams tackles in 24-17 Monday Night win over Vikings (12/6)... Also recovered a fumble on a punt return that led to the game-winning TD... Recorded four tackles and two special teams stops in division-clinching win at Chicago (1/2)... Posted three tackles and one special teams stop in divisional playoff victory over Washington (1/15)... Collected two stops and one pass defended in NFC Championship Game at St. Louis (1/23).

1998: Saw extensive action at LB, recording 13 tackles... Special teams standout who led Tampa Bay in tackles with 20 (17 solos) for the second consecutive year... Recorded at least one special teams tackle in 14 of 16 games... At Minnesota (9/6), registered two special teams stops and posted one unassisted tackle as a backup LB ... At Detroit (9/28), saw majority of action on special teams, making a tackle and forcing a fumble by Lions' PR Terry Fair... As a backup LB at Chicago (11/29), recorded his first career QB sack along with a career-best five tackles (two solo)... Notched three tackles as a backup LB and one special teams hit in a Monday Night victory over Green Bay (12/7)... Led the Bucs special teams unit with three tackles at Washington (12/19).

1997: Spent first pro season as backup to starting WLB Derrick Brooks... Saw limited action at LB, but contributed heavily on special teams during all 16 games and two playoff contests... Registered five defensive tackles and led Bucs special teams with 16 stops and two fumble recoveries... Against Minnesota (10/26), posted three hits and pinned Vikings punt returners inside their own seven-yard line on two occasions... Had spectacular day on special teams and contributed first two defensive tackles of career in victory at Atlanta (11/9)... Helped set up two Buccaneer TDs by recovering two of Falcons PR Todd Kinchen's fumbles, one in first quarter and one in final period... Became second Buc player (after WR Karl Williams) in two weeks to earn NFC Special Teams Player of the Week honors... Subbed at LB and recorded one tackle per game against New England (11/16) and New York Jets (12/14)... Recorded season-best four special teams stops and one defensive tackle in finale against Chicago (12/21)... Notched two special teams hits in post season play.

1995-96: Spent two seasons with Canadian Football League's British Columbia Lions... In 1995, led Lions and finished 14th in CFL in tackles with 72.

1994: Signed as college free agent with Miami Dolphins on April 29 before being waived by team during training camp (8/15).

College: As four-year starter for Vanderbilt, amassed 388 tackles, 7.5 sacks, two INTs, six forced fumbles and six fumble recoveries... Recorded 99 tackles (70 solo), three sacks, seven tackles for loss, two interceptions, one forced fumble and one fumble recovery in route to earning second-team All-SEC honors as a senior... Closed collegiate career with 23 tackles (16 solo), a sack, a FR and a FF against Tennessee... As a junior, contributed 106 hits, two sacks and a fumble recovery... Stood out as one of four collegians to win National Achievement Award from the National Association of Academic Advisors... During sophomore season, ranked third on team with 74 tackles to go with a career-high 3.5 sacks, four fumble recoveries and five forced fumbles... As a freshman, named to SEC's All-Freshman team after

earning starting LB spot and contributing career-high 109 tackles... Holds bachelor's degree in human and organizational development.

Personal: Married to Damaris... Couple lives in Tampa with their daughter, Gabriela Nicole (8/29/00) and son, Shelton Eugene, Jr. (3/28/02)... Served as honorary captain for Fire Department of New York football team — the Bravest Football Club — in game against the Orlando Guardians, a team made up of Orlando public service officers, this past offseason... Game was part of the National Public Safety Football League (NPSFL), which is a union of public safety agency football teams from throughout the United States, united to promote a positive self-image to the public by raising funds for charity through spirited competition... Quarles' birthday is September 11... Heavily involved in volunteer recruitment and fundraising efforts for the Big Brothers/Big Sisters organization, and adopted a Little Brother in 1997... Participated in the 2002 Bucs Easter Egg Hunt... Named first-team all-state as a senior at Whites Creek (TN) High School... Prep career totals of 550 tackles and 30 sacks include 303 stops and five interceptions as a senior... Also member of National Honor Society... Born Shelton Eugene Quarles on September 11, 1971 in Nashville, Tennessee.

Quarles' Career Statistics

YEAR	TEAM	G-S	TACKLES			TURNOVERS					SACKS		ST TACKLES		
			SOLO	AST.	TOT.	FF	FR	INT.	YDS.	PD	NO.	YDS.	S	A	T
1997	Tampa Bay	16-0	3	2	5	0	0	0	0	0	0.0	0	9	7	16
1998	Tampa Bay	16-0	6	7	13	0	1	0	0	0	1.0	7	17	3	20
1999	Tampa Bay	16-14	27	30	57	0	1	0	0	3	0.0	0	17	14	31
2000	Tampa Bay	14-13	43	26	69	0	2	1	5	4	2.0	4	1	0	1
2001	Tampa Bay	16-16	35	42	77	1	0	1	98t	3	2.0	16	7	2	9
TOTALS		78-43	114	107	221	1	4	2	103	10	5.0	27	51	26	77
PLAYOFFS		6-3	14	6	20	0	0	0	0	2	0.0	0	2	1	3

Additional Stats

Special Teams Fumble Recoveries: 2, at Atl., 11/9/97
Career Touchdowns: 1, 98-yd. interception return, vs. Green Bay, 10/7/01

Single-Game Highs

Tackles: 9, vs. Chicago, 9/10/00 and at Tennessee, 10/14/01
Special Teams Tackles: 5, vs. Minnesota, 12/6/99

Simeon Rice


DEFENSIVE END

HT: 6-5; WT: 268; BORN: 2/24/74

NFL: 7TH YEAR

ACQUIRED: UFA(AZ), 2001

COLLEGE: ILLINOIS



Pro: One of the league's most relentless pass rushers who fulfilled lofty expectations in his first season with the Buccaneers... Signed a five-year contract as an unrestricted free agent on March 23, 2001... Speed rusher who can run down the most elusive of NFL quarterbacks... Has reached double-digit sack totals in four of his six NFL seasons... Spent his first five NFL seasons with the Arizona Cardinals... Led Arizona in sacks in four of his five seasons...

In his first visit back to his hometown of Chicago, Simeon organized a charitable event prior to the Buccaneers' game against the Bears to benefit Chicago Fire Fighters Union 911 Fund and the police department's "Widows and Orphans Fund" of New York.

Quick

Slants

VETERANS

career... Played in 79 career games with 73 starts for the Cardinals... Established Arizona franchise mark with 16.5 quarterback sacks in 1999 to earn Pro Bowl berth... Ranked second in team history with 51.5 quarterback sacks behind Curtis Greer (66)... Exceeded lofty expectations as Arizona's 1996 first-round draft choice (third overall) with one of the finest rookie seasons by a defensive end in NFL history in 1996... Equaled NFL rookie quarterback sack record of 12.5 set by San Diego's Leslie O'Neal in 1985 and then broken in 1999 by Tennessee's Jevon Kearse (14.4)... Consensus NFL defensive rookie-of-the-year in 1996... Pro Bowl alternate status as rookie... Sack total also shattered Ken Harvey's 1988 Cardinal rookie record of six and ranked third in the NFC... Career totals include 327.5 total tackles, 62.5 quarterback sacks, 14 forced fumbles, seven fumble recoveries and 26 passes defended... Has started 89 of the 95 games played during his career.

2001: Started all 16 games, as well as playoff game, in first season as Buccaneer... Totaled 64 tackles (43, 21), team-high 11 sacks, two forced fumbles and eight passes defended... 11 sacks ranked tied for sixth in the NFC... 64 tackles (second-highest total of career) ranked first along the defensive front and seventh on the defense... Named NFC Defensive Player of the Month for December, collecting 21 tackles, one forced fumble, two passes defended and a whopping eight sacks in five games... Helped defense finish among the NFL's Top 10 (6th) for the fifth straight year, the only team in the league to do so... Made Buccaneer debut at Dallas (9/9) and finished with three tackles... Helped hold Dallas to 127 total yards, the third-best single-game total in franchise history... Had first sack as a Buccaneer, bringing down QB Daunte Culpepper at Minnesota (9/30) for a 10-yard loss... Also performed well against the run with six stops... Had five tackles on the afternoon against Green Bay (10/7), including a tackle for loss on WR Antonio Freeman on a reverse play, knocking the Packers out of field goal range... Finished with nine tackles and one pass defended at Tennessee (10/14)... Totaled two tackles, one sack and two passes defended at Detroit (11/11)... Had outstanding effort against Chicago (11/18) with five tackles, one sack, two passes defended and one forced fumble... Notched two sacks, four tackles and one forced fumble at Cincinnati (12/2)... Posted three tackles, one sack and two passes defended against Detroit (12/9)... Made four tackles and grabbed two sacks at Chicago (12/16)... Continued his torrid stretch with two sacks and five tackles against New Orleans (12/23)... Posted his team-leading 11th sack of the year in the second quarter against Baltimore (12/29) with a 14-yard takedown of Ravens QB Elvis Grbac... Added five tackles... Played excellent playoff game at Philadelphia (1/12), leading the charge with seven tackles, two sacks for seven yards on Eagles QB Donovan McNabb and one forced fumble.

2000: Contract impasse resulted in him not joining team until second week of regular season... Played in 15 games (11 starts) and recorded 30 solo tackles, 16 assists, team-best 7.5 quarterback sacks and 20 hurries, eight tackles for loss, one pass defended, one forced fumble and one fumble recovery... Did not play in season opener at N.Y. Giants (9/3) while on reserve-did not report list... Received first action of season midway through first quarter of home opener vs. Dallas (9/10)... Finished game with two tackles, including a sack and tackle for loss... Also hit Cowboy passer Randall Cunningham's arm on third-and-five from Cardinal 15-yard line as ball popped in the air, only to see Dallas running back Michael Wiley pluck the fluttering ball out of the air and run 15 yards to the end zone... Started first game of season vs. Green Bay (9/24) and posted four tackles, one assist, a pair of hurries and two tackles for loss... Had three hurries of 49er passer Jeff Garcia at San Francisco (10/1) rushing from numerous positions along the defensive line... Provided two tackles, two hurries and induced two holding calls in 29-21 win over Cleveland (10/8)... Did not start due to shoulder ailment vs. Washington (11/5) but provided one solo tackle in reserve role... Shoulder prevented him from starting at Minnesota (11/12) but made potential key play in third period with Minnesota nursing 17-7 lead... On second-and-seven at Arizona eight-yard line, slapped ball away from Viking passer Daunte Culpepper on hard outside rush and recovered the ball at the 12 yard-line as Cards drove to midfield before losing possession on a fumble as well... Finished game with three overall tackles, two hurries, and the sack/forced fumble and recovery... Impressive first half at Philadelphia (11/19) with single-game career-best three sacks of Donovan McNabb - most by Cardinal since Ken Harvey's three vs. Washington in 1993... Added two more tackles for loss as all five of his stops resulted in lost yardage... Back into starting role vs. N.Y. Giants

(11/26) and provided one tackle for loss ... Active day vs. Baltimore (12/17) with four solo tackles (including one for loss,) one assist, and a hurry... Achieved season-best eight tackles including six solo stops, a sack, and a tackle for loss in season finale at Washington (12/24).

1999: Started all 16 games... Set franchise mark with 16.5 quarterback sacks (16, Curtis Greer, 1983) and finished second in NFL to St. Louis Rams Kevin Carter (17)... First Pro Bowl appearance as "need player" named by Head Coach Tony Dungy... In addition to sack total, posted 56.5 tackles (45.5 solos), team-best 24 hurries, seven forced fumbles, two tackles for loss, three passes defended, and one fumble recovery... Opened season with monster game at Philadelphia (9/12) with nine tackles that included two quarterback sacks and three forced fumbles - one of which stripped Eagle passer Doug Pedersen of the ball that tackle Jerry Drake recovered... Versatile effort vs. San Francisco (9/27) and finished with five solo tackles, one sack of passer Steve Young on first play of second quarter to force a punt, and three hurries... Nailed Giant passer Kerry Collins for six-yard sack on Giants' first play of second half at Meadowlands (10/10), then added another drop late in the game near midfield along with three tackles and a hurry... Three hurries vs. Washington (10/17)... Supplied constant pressure with two sacks and five combined tackles vs. New England (10/31)... Second consecutive two-sack game with five tackles and a pair of drops of Jet passer Rick Mirer in second quarter at N.Y. Jets (11/7)... Outstanding effort at N.Y. Giants (11/28) with three tackles, forced fumbles on both sacks of Giant passer Kerry Collins, recovering one of the loose footballs, and two hurries... Key effort vs. Philadelphia (12/5) with three tackles, three hurries, and one timely sack after Eagles marched inside the 20-yard line with a resulting forced fumble that linebacker Rob Fredrickson recovered at the Cards' 19-yard line to end scoring threat... Managed a hurry and sacked passer Doug Flutie vs. Buffalo (12/19)... Three solo stops and a hurry at Atlanta (12/26)... Finished finest NFL season at Green Bay (1/2) by sacking Packer passer Brett Favre twice, once on a third-quarter scramble and again in the fourth quarter when he slapped the ball out of Favre's hand.

1998: Returned to rookie-season form to lead club in sacks (10), quarterback pressures (23), and recovered fumbles (4)... Also deflected five passes and forced one fumble... Finished season with 29 solo tackles and 12 assists as 16-game starter... Four two-sack games... After just five combined tackles in first two games, splashed vs. Philadelphia (9/20) with four tackles, two sacks, one fumble recovery and 10-yard return, and four hurries... The recovery and return set up the go-ahead touchdown late in 17-3 victory in home opener vs. Eagles... Four tackles and a third-quarter sack in win at St. Louis (9/27)... Another active game vs. Oakland (10/4) as a down lineman and upright end with four tackles and two deflected passes... Also added three hurries and four quarterback hits... Three tackles in win over Chicago (10/11) and returned a Curtis Enis fumble 29 yards to the Bear 21-yard line to set up 10-0 Card lead... Monster game at Detroit (11/1) with two sacks, four hurries, and one forced fumble and recovery... Another productive game vs. Washington (11/8) with six combined tackles, including his second consecutive game with two sacks... In rematch with Redskins at Washington (11/22), peppered 'Skins with two sacks, had a third negated by penalty, and posted five hurries... Two solo tackles vs. N.Y. Giants (12/6) but missed majority of defensive snaps in second half after rib injury... Pushed season sack total to 10 vs. New Orleans (12/20) with drop of Saint passer Kerry Collins... Just one solo tackle from scrimmage vs. San Diego (12/27) but made key fumble recovery in third quarter... Although just one assisted tackle, pressured Dallas passer Troy Aikman numerous times and registered four hurries in playoff win at Dallas (1/2)... One solo stop in divisional playoff loss at Minnesota (1/10).

1997: Started all but the season finale... Battled through effects of training-camp virus when he lost 15 pounds and missed the entire preseason... Finished sophomore season with 58 tackles (32 solo), five quarterback sacks, team-high 18 hurries, four tackles for loss, one interception, and one forced fumble... Also knocked down six passes at the line of scrimmage... Three sacks in first two games pushed his 20-game total to 15.5 sacks, just one sack short of O'Neal's league best of 16.5 sacks in his first 20 NFL games (1985-86)... Hospitalized in Phoenix with virus two days into training camp... Though stamina was a concern due to the virus, still managed three tackles and a sack in season opener at Cincinnati (8/31)... Eight tackles in victory vs. Dallas (9/7), highlighted by two sacks... Four stops at Tampa Bay (9/28)...

Notched fourth sack of the season and added two tackles vs. Minnesota (10/5)... Seven tackles and a diving interception in the first quarter at Philadelphia (10/19)... Productive and active day vs. Tennessee (10/26) with seven tackles, four hurries, and one deflected pass... Contributed to victory over Philadelphia (11/2) with seven tackles, one sack, two quarterback hurries, two tackles for loss, one deflected pass and one forced fumble... Posted five overall tackles and logged five hurries at Baltimore (11/23)... Three assists and a pair of hurries vs. Pittsburgh (11/30)... Finished season with no tackles in final three games vs. Washington (12/7), at New Orleans (12/14), and vs. Atlanta (12/21), the first times in his career he had been shut out of the tackle column.

1996: Played in 16 games with 15 starts... Season statistics included 37 solo tackles and 28 assists for 65 combined tackles, 12.5 sacks, 11 hurries, six tackles for loss, one fumble recovery, two forced fumbles and three passes defended... Named NFL defensive rookie-of-the-month for September, collecting 18 tackles, five sacks, six hurries, two tackles for loss, one forced fumble and one fumble recovery... Opened NFL career at Indianapolis (9/1) in grand fashion, nailing Colt running back Marshall Faulk for a two-yard loss on the first play of the game... Added three hurries... Followed with five tackles and his first NFL sack vs. Miami (9/8)... Another sack at New England (9/15)... Third sack and a fumble recovery at New Orleans (9/22)... Ran streak of consecutive games with sacks to four against St. Louis (9/29), finishing with two tackles, two assists, two sacks and one forced fumble... Four tackles, including one for loss, at Dallas (10/13)... Six stops and two pressures against Tampa Bay (10/20)... Four solo tackles and a first-quarter sack at N.Y. Giants (11/3)... Followed with two more sacks in return match vs. N.Y. Giants (11/17)... Key sack at Cards' 39-yard line vs. Philadelphia (11/24) that forced Eagles to punt from midfield in 36-30 Arizona win... One sack at Minnesota (12/1)... Three tackles and a sack, plus one tackle for loss, vs. Dallas (12/8)... In addition to four tackles and two passes defended against Washington (12/15), collected two sacks... Managed one solo tackle and one assist in season finale at Philadelphia (12/22), marking the first time in six games he did not register a sack... Selected by Arizona in the first round (third overall) of the 1996 NFL Draft.

College: Two-time All-America selection at Illinois with 45 career quarterback sacks, shattering the previous Illini record of 23 by Scott Davis (1983-87)... Also broke Big Ten Conference sack record of 36 by Michigan's Mark Messner (1985-88)... Consensus junior All-American who opted to return to school for his senior year rather than turn professional... School-record 16 sacks as a junior and 12 as a senior... Recorded five sacks against Washington State as a junior... Majored in speech communications at Illinois and earned his degree in May of 1996.

Personal: Single... All-Illinois selection at Chicago's Mt. Carmel High School... Led squad to 26-2 mark and pair of Illinois 5-A titles... Prep track teammate of former Syracuse quarterback and 1999 Philadelphia first-round (second overall) draft pick Donovan McNabb at Mt. Carmel... University of Illinois teammate Kevin Hardy was selected by Jacksonville with the second overall pick, one slot ahead of Rice, in the 1996 NFL Draft... Owns fledgling recording company named Juggernaut... Born February 24, 1974 in Chicago, Illinois.

Rice's Career Statistics

YEAR	TEAM	G-S	TACKLES			TURNOVERS				SACKS		
			SOLO	AST.	TOT.	FF	FR	INT.	YDS.	PD	No.	YDS
1996	Arizona	16-15	37	28	65	2	1	0	0	3	12.5	74.5
1997	Arizona	16-15	32	26	58	1	0	1	0	6	5.0	33.0
1998	Arizona	16-16	29	12	41	1	4	0	0	5	10.0	43.0
1999	Arizona	16-16	45.5	8.0	53.5	7	1	0	0	3	16.5	105.5
2000	Arizona	15-11	30	16	46	1	1	0	0	1	7.5	32.0
2001	Tampa Bay	16-16	43	21	64	2	0	0	0	8	11.0	80.0
TOTALS		95-89	216.5	111	327.5	14	7	1	0	26	62.5	368.0
PLAYOFFS		2-2	5.0	4.0	9.0	1	0	0	0	0	2.0	7.0

Single-Game Highs

Tackles: 9, at Philadelphia, (9/12/99) and Tennessee, 10/14/01
Sacks: 3, at Philadelphia, (11/19/00)

Warren Sapp

DEFENSIVE TACKLE

HT: 6-2; WT: 303; BORN: 12/19/72

NFL: 8TH YEAR

ACQUIRED: D1A, 1995

COLLEGE: MIAMI (FL)



#99



Pro: The most feared and intimidating figure in the NFL... Engaging personality who is one of the game's biggest and brightest stars... Can single-handedly take over a game and has been the point man for arguably the league's most dominant defense over the past five seasons... Provides a measuring stick for every defensive tackle that comes into the league... His speed in the trenches is unmatched and his

passion for the game is limitless... Despite facing double and triple teams on virtually every down, he plays every play like it might be his last... Relentless pass rusher who has totaled 64.5 career sacks... Sack total places him second in club history behind Buccaneer lineman Lee Roy Selmon's mark of 78.5... Selected to five consecutive Pro Bowls (1997-2001), joining Selmon (1979-84) as the only Buc's linemen to earn repeat nominations to Hawaii... Five selections rank tied for the second-most all-time in club history... Production continues to increase despite facing double and triple-teams constantly... Career totals include 388 tackles, 13 forced fumbles, seven fumble recoveries and 14 passes defended, in addition to four sacks in six playoff contests... Also boasts 14 multi-sack games... Rugged but durable, missing only three games in his seven-year career... Was named the 1999 NFL Defensive Player of the Year... Has played in 109 career games with 99 starts.

Warren, who has been selected to each of the past five Pro Bowls, owns 64.5 career sacks.

Quick

Slants

2001: Selected to the Pro Bowl for the fifth straight season, including his fourth consecutive as a starter... Did not play in the all-star contest because of off-season surgery... Named to the Associated Press All-Pro first team, as well as both *College & Pro Football Newsweekly* and *Pro Football Weekly's* All-NFL Team... Also chosen to *The Sporting News* All-Pro Team... Started all 16 games, as well as playoff contest... Totaled 53 tackles (31, 22) to rank third on the defensive line and added six sacks (second-best on the defense), two forced fumbles and two fumble recoveries... Helped defense finish among the NFL's Top 10 (6th) for the fifth straight year, the only team in the league to do so... Had first sack of the season at Tennessee (10/14), dropping Titans QB Steve McNair for seven yards... Five tackles and one forced fumble against Pittsburgh (10/21)... Contributed two tackles and one fumble recovery, which led to a QB Brad Johnson touchdown pass before the half, at Green Bay (11/4)... Had excellent game at Detroit (11/11), dropping QB Charlie Batch twice on consecutive plays and adding four tackles... Had prime-time game in St. Louis (11/26) with three tackles, two sacks, one forced fumble and one fumble recovery and was named NFC Defensive Player of the Week for his efforts... Also tattooed RB Marshall Faulk for a four-yard loss on the Rams' opening possession of the third quarter... Dominated the trenches with six tackles against Detroit (12/9)... Had five tackles at Chicago (12/16)... Collected two tackles and half a sack against New Orleans (12/23)... Led the defensive line with eight tackles and half a sack against Baltimore (12/29)... Recorded five tackles in playoff game at Philadelphia (1/12).

2000: Played in all 16 regular season games with 15 starts at defensive tackle (all but Washington)... Also started playoff contest... Selected to the Pro Bowl for the fourth consecutive season, including his third straight as a starter... Also earned first-team All-Pro honors

VETERANS

from the Associated Press, *Sports Illustrated*, *College & Pro Football Newsweekly*, *The Sporting News*, *Football Digest* and *USA Today*... Named to *Pro Football Weekly's* All-NFL team and All-NFC by *Football News*... Recorded career-highs in sacks (16.5) and tackles (76)... Shattered Selmon's franchise best total of 13 sacks during the 1977 campaign... Tied for second in the NFL (with Miami's Trace Armstrong) with the 16.5 sacks, trailing only New Orleans' La'Roi Glover (17 sacks)... Had the third-most sacks ever in a single season for a defensive tackle in NFL history... Added one forced fumble, four passes defended and two blocked field goal attempts... Posted a sack in 11 of the team's 16 games... Helped the Tampa Bay defense finish in the NFL's Top 10 (ninth) for the fourth consecutive season... Recorded 1.5 sacks and six tackles in the season opener (9/3)... Had one sack, one pass defended and two tackles in a win over the Bears (9/10)... Played arguably his best game as a pro in Detroit (9/17), tying a career-high with three sacks and four tackles... Limited Lions' backs to a paltry 17 yards and was named NFC Defensive Player of the Week... Tallied four tackles and a sack after missing the first quarter at Washington (10/1)... Also keyed a fourth quarter comeback by blocking a Michael Husted field goal attempt... Posted five tackles and one sack in Minneapolis (10/9)... Blocked a field goal that resulted in a Donnie Abraham 53-yard return for a touchdown that gave the Bucs a fourth quarter lead... Had a season-high nine tackles against Detroit (10/19) and contributed two sacks and one pass defended... Notched three tackles, one sack, one forced fumble and one pass defended in a romp over Minnesota (10/29)... Knocked Brett Favre out of a November meeting (11/12) with a sack and added five tackles... Became the Buccaneers single-season leader in sacks when he recorded two sacks in a win over the Bills (11/26)... Helped limit the Dolphins to less than 100 yards on the ground and pressured QB Jay Fiedler into four interceptions (12/10)... Dropped the Rams' Kurt Warner twice (12/18) and added seven tackles in a Monday night thriller with St. Louis (12/18)... Nailed Favre again for a sack and contributed seven tackles in the regular season finale (12/24).

1999: Named NFL Defensive Player of the Year... Started 15 games, missing one contest (Minnesota, 10/3) with a broken hand... Racked up 54 tackles and a career-best 12.5 sacks... Added a career-high two fumble recoveries and tied a career-best with three forced fumbles... Earned first-team All-Pro honors from the Associated Press... Selected to his third consecutive Pro Bowl... Also named Defensive Most Valuable Player by *Pro Football Weekly* and *College and Pro Football Newsweekly*... Earned Defensive Player of the Year nod by *Football Digest*... Also selected to the *Football News* All-NFC Team... His 12.5 sacks bested previous career mark of 10 1/2 (1997), finishing one-half sack shy of Selmon's single-season club mark of 13, set in 1977... Finished fourth in the NFC and fifth in the NFL in sacks, but each player above him lined up at end... Helped defensive unit rank first in the NFC and third in the league in total defense in the NFL... Opened season with six tackles, one sack and one pass defended against the Giants (9/12)... Helped limit the Giants to 107 total net yards (28 rushing), the second-stingiest showing in team history... Owned Veterans Stadium the following week against the Eagles (9/19), tying a career-high with three sacks, totaling 28 yards, and was named NFC Defensive Player of the Week for his efforts... Added a season-high seven tackles... His three sacks were one of nine team sacks, one off the club record (at Baltimore, 9/9/79)... Suffered a left hand fracture in the second quarter but returned to action to notch three tackles in a 13-10 win over Denver (9/26)... Named NFC Defensive Player of the Month for his September performance... Returned to action in nationally televised contest at Green Bay (10/10), posting four tackles and two second-half sacks of annual Green and Gold nemesis Brett Favre... Notched four tackles and a sack in 6-3 win over Chicago (10/24)... Had three tackles at New Orleans (11/7)... Collected two tackles, one sack and a fumble recovery in win over Kansas City (11/14)... Raced around RG Will Shields, knocking the ball away from QB Elvis Grbac and recovering the fumble on the Chiefs' 21-yard line... Posted two tackles and dropped QB Chris Chandler for a 10-yard loss in the fourth quarter in 19-10 triumph over Atlanta (11/21)... Recorded four stops, one sack and recovered own forced fumble in 16-3 win at Seattle (11/28)... Stripped QB Jon Kitna and then recovered the ball at the Seahawks 34, leading to a FG... Sack moved him past the late David Logan into second place on the club's all-time list with 391/2 career sacks... Collected five tackles in Monday Night win over Vikings (12/6)... Racked up five tackles, 11/2 sacks, one pass defended and one forced fumble in 23-16

win over Detroit (12/12)... Dropped Gus Frerotte for a nine-yard loss, then combined with DT Brad Culppepper for another sack on the next play... Recorded three tackles and one sack at Oakland (12/19)... Posted two tackles in successive wins over Packers (12/26) and Bears (1/2), helping Bucs clinch NFC Central title... Racked up six tackles, one sack and a crucial fourth-quarter fumble recovery in NFC divisional playoff win over Washington (1/15)... Pounced on QB Brad Johnson's fumble at the Redskins 32, leading to the game-winning TD... Notched two tackles in the NFC Championship Game at St. Louis (1/23).

1998: Started all 16 regular season games for the first time in his career... One of five Buc players selected to the Pro Bowl, earning first starting assignment... Amassed 59 tackles, seven sacks, two passes defended, two forced fumbles and a fumble recovery... Led the Bucs in tackles for losses (5) and tied for second on the team in sacks (7)... Focal point of a Bucs defensive unit that finished first in the NFC and second in the NFL in overall team defense... Named to the second-team AP and *USA Today* All-Pro teams... Selected to the *Pro Football Weekly* All-NFC Team... Against Green Bay (9/13), recorded five tackles, two sacks and a pass defended... Recorded four tackles in comeback win over Chicago (9/20), helping hold Bears to just one second-half first down... Against Carolina (10/18), posted two tackles and a sack... Against Tennessee (11/8), registered a sack and began a streak of recording at least one sack in four of the next five games... Fought off constant double-coverage and posted three tackles and a QB takedown against Detroit (11/22)... Against Chicago (11/29), recorded six stops, a sack and a forced fumble... In a Monday Night Football victory over Green Bay (12/7), posted four tackles, one sack, one forced fumble and a pass defended... Also helped thwart a Packers rally, sacking Favre on the final play to seal win... Notched five tackles (four solos) against Pittsburgh (12/13)... Recovered a fumble on the Steelers' seven-yard line to set up the Bucs' lone TD of the game, a three-yard TD run by Mike Alstott.

1997: Started 15 regular season games and two playoff contests, missing second game of career against Miami (9/21) due to sprained right ankle... Joined seven Buccaneer teammates in Hawaii for first career Pro Bowl appearance... Week before Pro Bowl, won the NFL Lineman Challenge for second consecutive year... Also voted to College and *Pro Football Newsweekly's* All-Pro Second Team and John Madden's All-Madden Team... Outstanding early-season performance resulted in NFC Defensive Player of the Month honors for September... Recorded 68 tackles (45 solo), 10.5 sacks, one fumble recovery, one pass breakup and a team-high three forced fumbles during the regular season before adding 11 stops, three sacks, two forced fumbles and one fumble recovery during two playoff games... Sack total (10.5) was tops on team and tied for eighth in the NFC, and also led Bucs defense to team-record 44 sacks... Opened season versus San Francisco (8/31) with perhaps the most dominant performance by a Buc defensive lineman all year, leading teammates with career-high 11 tackles and 2.5 sacks... Despite suffering sprained right ankle in first half that was aggravated again in third quarter at Detroit (9/7), posted three stops and one QB takedown... Eventually left Lions game in fourth quarter with compound fracture of left pinky finger... Missed only action of season against Miami (9/21) with sprained right ankle... Went on three-game sack attack with consecutive QB takedowns against Detroit (10/12), Minnesota (10/26) and Indianapolis (11/2)... Against New England (11/16), leveled Patriots' QB Drew Bledsoe with a hit that brought him back 11 yards and caused him to fumble... Finished off regular season the way he started it, notching eight tackles, two sacks, one forced fumble and one fumble recovery during victory

Top Sack Seasons by a Defensive Tackle in NFL History

Keith MillardMinnesota198918.0
La'Roi GloverNew Orleans200017.0
Warren SappTampa Bay200016.5
John RandleMinnesota199715.5
Dana StubblefieldSan Francisco199715.0
Cortez KennedySeattle199214.0
John RandleMinnesota199413.5

over Chicago (12/21)... Continued to harass opposing offenses during playoffs, with a three-sack, five-tackle performance during Bucs' divisional playoff game at Green Bay (1/4) in which he also forced two fumbles and recovered another.

1996: Started 14 of 15 contests missing the season's second week at Detroit (9/8) and played but did not start the following week at Denver (9/15)... Collected nine sacks along with nine tackles for loss to lead team in both categories... 51 tackles (41, 10) were tops among team's defensive linemen... Also blocked first FG attempt of career, forced a fumble and recovered another... Notched four solo tackles and recorded team's first sack in season's first game versus Green Bay (9/1)... Missed first action the following week at Detroit (9/8) after reaggravating ankle injury but returned as a sub against Denver (9/15) to post three tackles... Had outstanding outing against Seattle (9/22), recording season-best six tackles and two sacks... Against Minnesota (10/13), had another strong day, tying season mark for tackles with six while also posting 1.5 sacks and causing a fumble... Collected five solo tackles, two QB takedowns and a fumble recovery against the Vikings (12/15)... Finished season with three tackles and a sack against Chicago (12/22).

1995: Earned starting RDT job in training camp... Played in 16 games, starting season's first five and final three contests... Finished with 27 tackles (17, 10), one pick, one forced fumble and five passes defended... Tied for third on team with three sacks... Was a consensus first-team All-Rookie choice including selection by *Pro Football Weekly*, *PFWA*, *Football News* and *College and Pro Football Newsweekly*... Was used in four games as blocking back on goal-line plays (five plays, three TDs by Bucs)... Started in NFL regular season debut at Philadelphia (9/3) and had three tackles plus team's first sack of the year... Enjoyed top performance of season against Falcons (10/22) with an INT, a touchdown, a sack and lead block (as FB) on Errict Rhett TD... On that INT, picked off a QB Jeff George shovel pass intended for FB Craig Heyward and returned it five yards for the score... Drafted by Buccaneers with first of two first-round picks (12th overall) in 1995.

Regular Season Sacks By Team

Team	Times Sacked	Team	Times Sacked	Team	Times Sacked
Lions	11.5	49ers	2.5	Chiefs	1.0
Packers	8.0	Patriots	2.5	Colts	1.0
Bears	7.5	Bills	2.0	Giants	1.0
Vikings	6.5	Falcons	2.0	Panthers	1.0
Eagles	4.0	Redskins	2.0	Raiders	1.0
Rams	4.0	Titans/Oilers	2.0	Ravens	0.5
Seahawks	3.0	Cardinals	1.0	Saints	0.5

Regular Season Sacks By Quarterback

Player	Team	Sacks	Player	Team	Sacks
Charlie Batch	Detroit	8.0	Elvis Grbac	Baltimore/Kansas City	1.5
Brett Favre	Green Bay	8.0	Dave Krieg	Chicago	1.5
Brad Johnson	Washington/Minnesota	4.0	Warren Moon	Minnesota	1.5
Kurt Warner	St. Louis	4.0	Steve Beuerlein	Carolina	1.0
Rick Mirer	Chicago/Seattle	3.0	Chris Chandler	Atlanta	1.0
Scott Mitchell	Detroit	3.0	Randall Cunningham	Philadelphia	1.0
Drew Bledsoe	New England	2.5	Rich Gannon	Oakland	1.0
Daunte Culpepper	Minnesota	2.0	Jeff George	Atlanta	1.0
Kent Graham	New York Giants/Arizona	2.0	Kelly Holcomb	Indianapolis	1.0
Rob Johnson	Buffalo	2.0	Jon Kitna	Seattle	1.0
Steve McNair	Tennessee	2.0	Erik Kramer	Chicago	1.0
Cade McNown	Chicago	2.0	Shane Matthews	Chicago	1.0
Donovan McNabb	Philadelphia	2.0	Moses Moreno	Chicago	1.0
Steve Young	San Francisco	2.0	Doug Pederson	Philadelphia	1.0
Gus Frerotte	Detroit/Washington	1.5	Jeff Brohm	San Francisco	0.5
			Aaron Brooks	New Orleans	0.5

College: Played three seasons at Miami, electing to forego senior year for NFL draft... Originally arrived at UM as a tight end... Three-year Hurricane totals included 176 tackles (81, 95), 19.5 sacks, four forced fumbles, four fumble recoveries and five passes defended... In three bowl games, added 13 tackles (7, 6) and three sacks... Many honors as a junior co-captain included first-team All-America from AP, UPI, Football Coaches' Association and Walter Camp... Also won the Lombardi Award, symbolic of the nation's top lineman/linebacker... Was a finalist for the Outland Trophy... Named Defensive Player of the Year by Football Writers' Association, *Football News* and ABC... Was also the Big East's Defensive Player of the Year and a first-team All-Big East selection... In 11 starts, statistics showed 84 tackles (37, 47), team-best 10.5 sacks (2nd in Big East), four forced fumbles and three fumble recoveries (1st in Big East)... In sophomore season, accolades included second-team All-America and first-team All-Big East... Started 10 games at RDT and had 52 tackles (27, 25) and six sacks... Saw action in ten games as a freshman reserve, backing up Mark Caesar... Registered 40 tackles (17, 23) and three sacks... Was redshirted as 1991 incoming freshman... During redshirt season, was shifted from tight end to defensive tackle... Majored in criminology.

Personal: Married wife Jamiko during 1998 Pro Bowl festivities in Honolulu, Hawaii... Couple lives in Tampa with daughter, Mercedes, and son Warren... Hobby is swimming... A native of Plymouth, Florida; attended Apopka (FL) High School, lettering in football, track and basketball... Played linebacker, tight end and punter (43.5 avg.) in high school... As a senior, was all-state and *USA Today* Honorable Mention All-America... Born Warren Carlos Sapp on December 19, 1972 in Orlando, Florida.

Sapp's Career Statistics

YEAR	TEAM	TACKLES				TURNOVERS					SACKS	
		G-S	SOLO	AST.	TOT.	FF	FR	INT.	YDS.	PD	NO.	YDS
1995	Tampa Bay	16-8	17	10	27	1	0	1	5t	5	3.0	12
1996	Tampa Bay	15-14	41	10	51	1	1	0	0	0	9.0	48.5
1997	Tampa Bay	15-15	45	23	68	3	1	0	0	1	10.5	86
1998	Tampa Bay	16-16	28	31	59	2	1	0	0	2	7.0	42
1999	Tampa Bay	15-15	28	26	54	3	2	0	0	2	12.5	94.5
2000	Tampa Bay	16-15	46	30	76	1	0	0	0	4	16.5	130
2001	Tampa Bay	16-16	31	22	53	2	2	0	0	0	6.0	40
TOTALS		109-99	236	152	388	13	7	1	5t	14	64.5	453
PLAYOFFS		6-6	12	14	26	2	2	0	0	0	4.0	27

Additional Stats

Blocked Field Goals: 1, three times, vs. Detroit, 9/26/96 at Washington 10/1/00; at Minnesota, 10/9/00
Touchdown: 1, 5-yard INT return vs. Atlanta, 10/22/95

Single-Game Highs

Sacks: 3 (twice), at Philadelphia, 9/19/99; at Detroit, 9/17/00
Tackles: 11, vs. San Francisco, 8/31/97

BUCCANEERS AMONG NFL'S TOP 10

Among all 32 NFL teams, Buccaneers merchandise was No. 9 in NFLShop.com sales for the league's 2001-02 fiscal year (April '01-March '02). Throughout 2001-02, NFLShop.com fulfilled fan orders from all 50 U.S. states as well as dozens of foreign countries.

TOP 10 BEST-SELLING TEAM-IDENTIFIED MERCHANDISE ON NFLSHOP.COM (APRIL '01-MARCH '02)

- | | |
|-------------------------|--------------------------------|
| 1. Oakland Raiders | 6. Miami Dolphins |
| 2. New England Patriots | 7. New York Giants |
| 3. St. Louis Rams | 8. Dallas Cowboys |
| 4. Chicago Bears | 9. Tampa Bay Buccaneers |
| 5. Pittsburgh Steelers | 10. San Francisco 49ers |

Alshermond Singleton

LINEBACKER

HT: 6-2; WT: 228; BORN: 8/7/75

NFL: 6TH YEAR

ACQUIRED: D4, 1997

COLLEGE: TEMPLE

#51



Alshermond, who will assume the starting SLB position in 2002, aspires to work as a secondary education administrator when his NFL career is complete.

Quick

Slants

Pro: Will assume the starting strongside linebacker spot with move of Shelton Quarles to the middle... Consistent, hard-working performer who continues to improve ... Quick, rangy figure that has added depth to a very talented linebacking corps... Has made a name for himself on the Buccaneer special teams with 45 career special teams stops... Signed a three-year contract extension on January 25,

2000... Career statistics include 108 tackles (including 64 stops over the past two seasons), one interception, one forced fumble and six passes defended... Has played in 71 games with one start.

2001: Came off the bench in all 16 games, as well as playoff contest... Ranked sixth on the team with 10 special teams tackles... Added 32 tackles, one sack and two passes defended... Had one special teams tackle at Dallas (9/9)... Saw considerable action at the LB spot against Minnesota (9/30) with four tackles... Added one special teams stop... Backed up at the LB position with four tackles and two special teams stops against Green Bay (10/7)... Filled in at LB and had three tackles at Tennessee (10/14)... Had one tackle and one of four sacks against Minnesota (10/28)... Added a special teams tackle... Collected two tackles at Detroit (11/11)... Had two tackles against Chicago (11/18)... Posted two tackles and one pass defended against Detroit (12/9)... Grabbed three tackles and one pass defended at Chicago (12/16)... Added one special teams tackle... Backed up at LB with four tackles against Baltimore (12/29)... Saw extended time at LB with five tackles against Philadelphia (1/6)... Had one tackle, one pass defended and one special teams stop in playoff game at Philadelphia (1/12).

2000: Recorded a career-high 32 tackles... Ranked tied for fifth on the team with 11 special teams tackles... Racked up a career-high three special teams tackles in a win over Chicago (9/10)... Tallied two tackles at SLB, one special teams tackle and blocked a punt at Detroit (9/17)... Made three defensive tackles against the Jets (9/24) while subbing for starter SLB Shelton Quarles... Recorded three tackles in Washington (10/1)... Contributed four tackles vs. Detroit (10/19) and added one pass defended... Started his first career game at SLB in Atlanta (11/5) and promptly recorded a career-high 10 tackles... Saw spot duty against Green Bay but collected two tackles and forced a fumble (11/12)... Had three special teams tackles in a critical victory over Buffalo (11/26)... Suffered a knee injury against Dallas (12/3), which forced him to miss the rest of the regular season... Registered two defensive tackles, half a sack and a team-high two special teams tackles in playoff game at Philadelphia (12/31).

1999: Saw action in all 16 games... Posted career-highs in tackles (26) and special teams stops (10), while picking off his first career pass... Had two tackles against Denver (9/26)... Collected two tackles, two special teams stops and a pass defended on a 3rd and 10 play in the fourth quarter that helped Bucs beat Bears 6-3 (10/24)... Recorded two tackles and two special teams stops at New Orleans (11/7)... Recorded first INT of his career at Seattle (11/28), one of five Tampa Bay picks... Added three tackles and a special teams stop... Posted three

tackles at Oakland (12/19) and also had a special teams stop... Had one tackle in divisional playoff win over Washington (1/15) before leaving the game with a left ankle fracture in the fourth quarter... Missed NFC Championship Game at St. Louis (1/23).

1998: Saw action in 15 games as a backup LB, registering 18 tackles and a pass defended... Also contributed four stops on the special teams unit... As a reserve LB, recorded his first career defensive tackle at Minnesota (9/6)... Had three tackles at New Orleans (10/25)... Registered two tackles and his first career pass defended in brief action at LB vs. Minnesota (11/1)... Also came in at strongside LB versus Tennessee (11/8), recording one tackle, and at Jacksonville (11/15), picking up two stops... Posted a career-best four tackles in a Monday Night Football victory against Green Bay (12/7)... Subbed in at LB at Pittsburgh (12/13) and also contributed one stop on special teams... Inactive for season finale at Cincinnati (12/27).

1997: Saw action in 12 games as member of special teams unit and posted four stops and two blocked punts... Lone member of Buccaneers' squad to block a punt in '97... Had best game of year against Arizona (9/28), when he blocked P Jeff Feagles punt attempt and returned it 28 yards for the Bucs' first TD of afternoon... That play marked the Bucs' first score off a blocked punt since 1989, when CB Ricky Reynolds returned a block punt at Washington (10/22) 33 yards for a touchdown... Blocked second punt of season at New York Jets (12/14), then recovered the loose ball to give Tampa Bay the ball back on the Jets' 23-yard line... Inactive for both playoff games... Drafted by Tampa Bay in fourth round (128th overall) in 1997.

College: Finished Temple career as school's third all-time leading tackler, notching 390 stops (246, 144)... Also tallied seven forced fumbles, one fumble recovery, five sacks, 11 passes defended and an INT during Owl career... Started 39 of 41 games played as a collegian, seeing time at both inside and outside LB slots... Selected first-team All-Big East as a senior after leading the Owls with 134 tackles (87, 47), causing two fumbles, snaring one pass and breaking up five passes... Was tabbed the team's defensive captain and started all 11 games at MLB... Tied a team record with 23 stops against Miami... As a junior, opened all 11 contests at MLB and notched a career-high 151 tackles (101, 50) along with a fumble recovery, a pass break-up and a sack... Became just the fourth Owl to surpass the 150-tackle mark in a single season... Hit double digits in tackles in each of the Owls' last 10 games... Played strongside outside linebacker as a sophomore and started all 11 games... Finished second on the squad with 74 tackles (44, 30) and set a school single-season record with five forced fumbles... Also pitched in with a sack, five passes defended and a blocked punt... Played in eight games and started six at strongside OLB as a freshman... Recorded 31 tackles (14, 17) and added 1.5 sacks... Holds B.S. in sports recreation management.

Personal: Single, lives in Tampa... A student of the game, lists watching highlight films as one of his main hobbies... Also has interests in music and snakes and owns two boa constrictors... Was a second-team all-state selection as a prep senior at Irvington (NJ) High School... Selected to play in the New Jersey North-South All-Star game... Born Alshermund Glendale Singleton on August 7, 1975 in Newark, New Jersey.

Singleton's Career Statistics

YEAR	TEAM	G-S	TACKLES			TURNOVERS					SACKS		ST TACKLES			
			SOLO	AST.	TOT.	FF	FR	INT.	YDS.	PD	NO.	YDS	S	A	T	
1997	Tampa Bay	12-0	0	0	0	0	0	0	0	0	0	0.0	0	4	0	4
1998	Tampa Bay	15-0	13	5	18	0	0	0	0	1	0.0	0	3	1	4	
1999	Tampa Bay	15-0	15	11	26	0	0	1	7	2	0.5	4	11	4	15	
2000	Tampa Bay	13-1	20	12	32	1	0	0	0	1	0	0	7	4	11	
2001	Tampa Bay	16-0	17	15	32	0	0	0	0	2	1.0	0	8	3	11	
TOTALS		71-1	65	43	108	1	0	1	7	6	1.5	4	33	12	45	
PLAYOFFS		3-0	2	2	4	0	0	0	0	1	0.5	0	2	1	3	

Single-Game Highs

Tackles: 10, at Atlanta, 11/5/00

Additional Stats

Blocked Punts: 3, vs. Arizona, 9/28/97; at N.Y. Jets, 12/14/97; at Detroit, 9/17/00

Touchdowns: 1, 28-yard return of blocked punt, vs. Arizona, 9/28/97

Dwight Smith

CORNERBACK

HT: 5-10; WT: 201; BORN: 8/13/78

NFL: 2ND YEAR

ACQUIRED: D3, 2001

COLLEGE: AKRON



Dwight's 22 special teams tackles were the most for a defensive back in the NFL in 2001.

Quick

Slants

Pro: Extremely aggressive defensive back who made significant strides in his rookie campaign... Will compete for playing time at the nickel position in 2002... Saw limited time in a talent-laden defensive backfield of the Buccaneers, but made his mark on special teams, leading the team with 22 special teams stops... Also began the season as the team's primary kick returner averaging 22.2 yards on

16 kickoff returns... Finished the season with five tackles, one fumble recovery and three passes defended on defense while playing in 15 games... Selected by Tampa Bay in the third round (84th pick overall) of the 2001 NFL Draft.

2001: Played in 15 games (all but season opener at Dallas)... Also played in playoff contest... Notched a team-best 22 special teams tackles and added five tackles on defense, as well as one fumble recovery and three passes defended... His 22 special teams stops were the most for a defensive back in the NFL... Also returned 16 kickoffs for 355 yards (22.2 avg.)... Was declared inactive at Dallas (9/9) due to right foot sprain... Totaled five kickoff returns for 126 yards (25.2 avg.) at Minnesota... Three kickoff returns for 78 yards, including a 43-yard return, against Green Bay (10/7)... Also contributed one special teams stop... Had three kickoff returns for 82 yards (27.3 avg.) and contributed one special teams tackle at Tennessee (10/14)... Three kickoff returns for 56 yards and one special teams tackle against Pittsburgh (10/21)... Posted two kickoff returns for 13 yards and two special teams stops against Minnesota (10/28)... Saw action at CB with two tackles at Green Bay (11/4)... Tied for team high with two special teams stops at Detroit (11/11)... Downed P Mark Royals' 61-yard punt on the two-yard line in the third quarter... Team-high three special teams stops against Chicago (11/18)... Played vital role on the special teams unit at St. Louis (11/26) with three tackles and one fumble recovery of a botched punt return... Filled in at CB when starter CB Brian Kelly went down with injury at Chicago (12/16)... Added two special teams stops... Collected a career-high and team-best four special teams tackles against New Orleans (12/23)... Played excellent coverage corner on punt team against Baltimore (12/29), downing the ball inside the 20 three times... Added two special teams stops... Saw action on defense with three tackles and a team-high three passes defended against Philadelphia (1/6)... One special teams tackle in playoff game at Philadelphia (1/12).

College: Posted 163 career tackles (132 solo), 15 interceptions, three interception returns for touchdowns, six forced fumbles and four fumble recoveries... Also added 38 career kickoff returns for 826 yards (21.7 avg.)... Named the MAC Defensive Player of the Year in 2000 after tying for the NCAA lead with 10 interceptions as a senior... Received first-team honors from Walter Camp, The Sports Xchange, Football Writers Association and *Football News*... Earned All Mid-America Conference first-team selection and was also a third-team selection by *The Sporting News*... Recorded 58 tackles (54 solo), 10 interceptions, nine passes defended, three fumble recoveries and two forced fumbles in 11 games... Posted a school-record 208 yards in returns, including two interception returns for touchdowns... Was a finalist for the 2000 Jim

Thorpe Award, given to the nation's top defensive back... Earned All-MAC second-team honors as a junior in 1999... Played in 11 games, recording 59 tackles (45 solo), 15 passes defended, three forced fumbles, and two interceptions... Returned 11 kickoffs for 261 yards (23.7 avg.)... Racked up a 32-yard INT return for a TD against Ohio University... Played in 11 games as a sophomore in 1998... Tallied 39 tackles (27 solo), four passes defended, two interceptions and a forced fumble... Returned 17 kickoffs for 381 yards (22.4 avg.)... Appeared in five games as a freshman... Had seven tackles and one pass breakup... Returned eight kickoffs for 147 yards (18.4 avg.)... Majored in business and organizational communications.

Personal: Earned all-state and all-city honors at Central High School (Michigan)... Dwight has a son, Dwight Jr... Was a member of the Buccaneers "Rookie Club," which involved the club's first-year players as a group in charitable appearances throughout the Tampa Bay community... Born Dwight Smith on August 13, 1978 in Detroit, Michigan.

Smith's Career Statistics

YEAR	TEAM	G-S	TACKLES			TURNOVERS					ST TACKLES		
			SOLO	AST.	TOT.	FF	FR	INT.	YDS.	PD	S	A	T
2001	Tampa Bay	15-0	4	1	5	0	1	0	0	3	17	5	22
TOTALS		15-0	4	1	5	0	1	0	0	3	17	5	22
PLAYOFFS		1-0	0	0	0	0	0	0	0	0	1	0	1

Additional Stats

One fumble recovery on special teams in 2001

Single-Game Highs

Tackles: 3, vs. Philadelphia, 1/6/02

Special Teams Tackles: 4, vs. New Orleans, 12/23/01

Mike Solwold


LONG SNAPPER

HT: 6-6; WT: 244; BORN: 9/30/77

NFL: 2ND YEAR

ACQUIRED: FA, 2002

COLLEGE: WISCONSIN



Pro: Signed as a free agent on May 2, 2002... Waived by Dallas Cowboys on April 18, 2002... Signed by the Cowboys on November 14, 2001... Waived by the Cowboys on September 3, 2001... Claimed off waivers by the Cowboys on August 28, 2001... Waived by the Minnesota Vikings on August 27, 2001... Signed to the Vikings roster as a rookie free agent on April 26, 2001.

2001: Played in eight games with Dallas... Served as the club's long snapper and also notched one special teams tackle... Signed by the Cowboys (11/14) to replace Randy Chevrier as the long snapper... Posted his first career special teams tackle against Denver (11/22).

College: Perfect on both punts and placements in his two years as Wisconsin's regular long snapper... Played on back-to-back Big Ten and Rose Bowl championship teams at Wisconsin... Three-time letterwinner... As a redshirt senior, played in all 13 games for the Badgers, serving as the long snapper for all punts and placements in 2000... Snapped to punter Kevin Stemke, who led the nation in net punting and was the winner of the inaugural Ray Guy Award, given to the top punter in the nation... Added three special teams tackles on

Mike played on back-to-back Big Ten and Rose Bowl championship teams at Wisconsin.

Quick

Slants

the year... As a redshirt junior, was the long snapper in all 12 games for both punts and placements... Key element for the Badgers' league-best kicking game in 1999, which scored 94 points from All-Big Ten first-team kicker Vitaly Pisetsky... Long snapper for a streak of 14 consecutive field goals made, which set a school record and tied for second-best in Big Ten history... Two special teams tackles on the year... Was a reserve tight end for the Badgers... Back-up long snapper in 1998 behind Mike Schneck, who signed with the Pittsburgh Steelers following the season... As a redshirt sophomore, played tight end on the scout team... In 1997, earned his first letter as a member of the special teams after snapping in four games as a redshirt freshmen... Redshirted in 1996, his first season with the Badgers... Majored in history.

Personal: Tight end at Arrowhead High School in Hartland, Wisconsin... Prep Football, *The Sporting News*, National Recruiting Advisor, Schutt Sports Group and Super Prep All-American honoree... Played on back-to-back Wisconsin D-1 High School State Championship teams... Gatorade state player of the year... Captain and team MVP as a senior... Played in the Wisconsin Shrine Game... Starter on teams that won the 1993 and 1994 state championships... Finished with 39 career receptions... Born Michael Stuart Solwold on September 30, 1977, in Menomonee Falls, Wisconsin.

Greg Spires

DEFENSIVE END

HT: 6-1; WT: 265; BORN: 8/12/74

NFL: 5TH YEAR

ACQUIRED: UFA(CLE), 2002

COLLEGE: FLORIDA STATE



Greg, who has played for both New England and Cleveland, returns to the state of Florida, where he played collegiately at Florida State and is a native of Cape Coral.

Quick

Slants

Pro: Experienced defensive end who provides additional depth to a talented defensive line... Signed a three-year contract with Tampa Bay on March 22, 2002... Expected to serve as the top backup at defensive end... Career statistics include 79 tackles, 13.5 sacks, five passes defensed, two forced fumbles, four fumble recoveries and two special teams stops... Has played in 58 games with seven starts... Entered

the league as a third round selection (83rd overall) by New England in the 1998 NFL Draft... Placed on injured reserve by the Patriots (12/14/99) and was re-signed on April 30, 2001... Released by New England (9/3/01) prior to the start of the 2001 season, but was claimed by Cleveland the next day.

2001: Spent the entire season with Cleveland after being waived by New England on September 3... Claimed by the Browns the following day... Played in all 16 games with four starts... Totaled 32 tackles, four sacks, one pass breakup, one forced fumble and one fumble recovery... Played defensive end on the defensive line rotation with one tackle, one pass defensed and one QB pressure vs. Seattle (9/9)... Notched two tackles, including one solo, and one sack for six yards against Detroit (9/23)... Recorded one sack on Lions QB Ty Detmer for a six-yard loss... Started at left defensive end for starter Keith McKenzie (abdominal) and recorded four tackles, including three solo, one sack for five yards, three quarterback pressures and one recovered fumble vs. Baltimore (10/21)... His four tackles matched a career-high... Recovered a fumble by Ravens QB Elvis Grbac on a sack by LB Jamir Miller at the Ravens 36-yard line and on the next play, Browns QB Tim Couch connected with WR Quincy

Morgan for a 36-yard TD pass and the Browns 24-6 lead... Added his second sack of the season with a five yard loss on Ravens QB Randall Cunningham in the fourth quarter... Part of a defensive effort that limited the Ravens to 208 yards net passing, forced seven sacks, two interceptions and one fumble in the Browns 24-14 win... Recorded three tackles, one sack for five yards and four quarterback pressures on Bears QB Shane Matthews at Chicago (11/4)... Added his third sack of the season in the second quarter with a five-yard sack of Matthews... Part of a defensive effort that forced three interceptions, three fumbles (one recovered), five sacks and 11 passes defended... Played defensive end in the defensive line rotation with three solo tackles and two quarterback pressures vs. Tennessee (12/2)... Started at right defensive end at New England (12/9) as the Browns opened in the nickel defensive package and recorded four tackles, including one solo and one tackle for loss and also added two quarterback pressures... Part of a defensive effort that limited the Patriots to 290 net yards, including 81 net yards rushing, and forced three sacks and two interceptions... Grabbed two solo tackles and one sack for nine yards and one forced fumble vs. Jacksonville (12/16)... Recorded his fourth sack of the year in the fourth quarter on a nine-yard sack of Jaguars QB Mark Brunell at the Jacksonville 14-yard line and forced a fumble, which was recovered by DT Mark Smith, and the Browns converted a 29-yard FG three plays later... Started at right defensive end in place of the injured DE Courtney Brown at Tennessee (12/30)... Recorded a career-high five solo tackles and two quarterback pressures on Titans QB Steve McNair... Started at right defensive end and recorded three tackles, including one solo, at Pittsburgh (1/6).

2000: Played in all 16 games and started two contests at defensive end for New England... Had a career-high six sacks and shared the team lead with Willie McGinest... Also forced three fumbles... Recorded one-and-a-half sacks against Minnesota on consecutive plays (9/17)... Tallied one sack for 12 yards on Denver's Brian Griese and forced one fumble en route to a Patriots 28-19 victory (10/1)... Had career-high two sacks for total losses of 10 yards and one forced fumble against Indianapolis (10/8)... Made his second career start against the New York Jets (10/15) and recorded one tackle... Started his second game of the season and recorded three tackles and a half-sack against Cleveland (11/12)... Registered three tackles, one forced fumble and an eight-yard sack against Cincinnati (11/19).

1999: Saw action as a defensive reserve in 11 games... Also saw limited action on the Patriots' special teams unit... Finished the season with eight tackles, one half-sack and two special teams tackles... Suffered a hip injury against Buffalo on November 28 and missed the remainder of the season... Was placed on injured reserve on December 14... Had best game of the season against Miami (10/17) with four tackles and a half-sack... Also had one special teams tackle in the game.

1998: Participated in 15 regular season games and one playoff contest for New England... Started one game at right defensive end... Finished rookie campaign with 22 total tackles (17 solo), three sacks for 26 yards and three passes defended... Recorded two sacks in the Patriots playoff game against Jacksonville (1/3) despite not starting the contest... Made one solo stop in his NFL debut against Denver (9/7)... Recorded his first career NFL sack with a six-yard sack of Kansas City's Elvis Grbac in a 40-10 Patriots victory... Had three solo stops and three passes defended against Atlanta (11/8)... Had second sack of the season when he dropped Doug Flutie for a 10-yard loss against Buffalo on (11/29)... Posted season-high four tackles, including a 10-yard sack of Steve Young, against San Francisco (12/20).

College: Was a four-year letterman at Florida State from 1994-97... Played linebacker, nose guard and defensive end during his career for the Seminoles... Career totals of 115 tackles (59 solo) and 18 sacks... Started eight out of nine games played during his senior year... Missed first three games while recovering from fractured fibula... Totaled 32 tackles (17 solo), 10 sacks, 14 tackles for loss and two forced fumbles... Selected second-team All-ACC... As a junior, he played in 11 games with no starts... Tallied 35 tackles (20 solo), seven sacks and nine tackles for loss... Had career-high 42 tackles as a sophomore from his defensive tackle spot... Also registered five tackles for loss, one sack and two passes defended... Saw limited action as a freshman with six tackles as a reserve nose guard... Redshirted in 1993.

Personal: Married to Dara... Attended Mariner High School in Cape Coral, Fla., where he

VETERANS

was a standout linebacker and fullback... Earned District Player of the Year and All-Region honors after rushing for over 900 yards as a senior... Blocked three punts and averaged 11 tackles per game during his high school career... Born Gregory Tyrone Spires on August 12, 1974 in Mariana, Florida.

Spires' Career Statistics

YEAR	TEAM	G-S	TACKLES				TURNOVERS				SACKS	
			SOLO	AST.	TOT.	FF	FR	INT.	YDS.	PD	NO.	YDS
1998	New England	15-1	17	5	22	0	0	0	0	3	3	26.0
1999	New England	11-0	7	1	8	0	0	0	0	0	0.5	6.5
2000	New England	16-2	12	5	17	1	3	0	0	1	6	41.5
2001	Cleveland	16-4	24	8	32	1	1	0	0	1	4	25.0
TOTALS		58-7	60	19	79	2	4	0	0	5	13.5	99.0
PLAYOFFS		1-0	3	0	3	0	0	0	0	0	2	13.0

Single-Game Highs:

Tackles: 5, at Tennessee, 12/30/01

Sacks: 2, vs. Indianapolis, 10/8/00

Passes Defensed: 3, vs. Atlanta, 11/8/98

Aaron Stecker


RUNNING BACK

HT: 5-10; WT: 205; BORN: 11/13/75

NFL: 3RD YEAR

ACQUIRED: FA, 2000

COLLEGE: WESTERN ILLINOIS



Aaron boasts the longest kickoff return in club history, racing 86 yards against the New Orleans Saints last season.

Quick

Slants

Pro: Passionate running back who took a road less traveled to the NFL... Went to play for the NFL Europe's Scottish Claymores following the 1999 season... Was named the league's Offensive MVP after leading NFL Europe in rushing (774 yards) and combined yards from scrimmage (1,050)... Re-signed by the Buccaneers on January 25, 2000... Led the Bucs' in rushing touchdowns (three) and

kickoff return yardage (175) in the 2000 preseason... Learned the intricacies of special teams to ensure a roster spot... Originally signed as an undrafted free agent with the Chicago Bears (4/18/99)... Waived by the Bears on 8/30/99... Has played in 23 career games... Career totals include 103 rushing yards on 36 carries with one touchdown and 11 receptions for 116 yards (10.5 avg.) with one touchdown... Also owns 38 kickoff returns for 922 yards (24.3 avg.), with a long of 86 yards vs. New Orleans (12/23/01), the longest kickoff return in team history... Originally signed to Tampa Bay's practice squad on October 20, 1999.

2001: Saw action in 13 games (all but vs. Pittsburgh, at Cincinnati and vs. Detroit)... Totaled 24 carries for 72 yards (3.0 avg.) with one TD and 10 receptions for 101 yards (10.1 avg.) with one TD... Also returned nine kickoffs for 259 yards (28.8 avg.) with a long of 86 yards vs. New Orleans... Added three special teams stops... Made key plays coming off the bench at Minnesota (9/30) with three receptions for 33 yards... Had clutch 22-yard grab to start the last drive of the game... Played sparingly at Tennessee (10/14) after suffering a left knee contusion in the third quarter... Was declared inactive against Pittsburgh (10/21)... Caught two passes

for 51 yards, including his first career touchdown on an impressive 35-yard catch-and-run in the second quarter, against Minnesota (10/28)... Added eight rushes for 30 yards... Two kickoff returns for 43 yards (21.5 avg.) at Green Bay (11/4)... Added three kickoff returns for 53 yards at Detroit (11/11)... Contributed one reception for five yards against Chicago (11/18) and added one special teams stop... Was declared inactive at Cincinnati (12/2) and against Detroit (12/9)... Got the Bucs off to a great start on the opening kickoff against New Orleans (12/23) with an 86-yard return, the longest kickoff return in team history... Led the team in rushing against Philadelphia (1/6) with 12 rushes for 35 yards, including a four-yard TD run... Added three receptions for eight yards... Was primary kick returner with four kickoffs for 91 yards in playoff game at Philadelphia (1/12).

2000: Appeared in 10 games his rookie season... Carried the ball 12 times for 31 yards and added one reception for 15 yards... Was the club's top kickoff returner with 29 returns for 663 yards (22.9 avg.)... Had a memorable NFL debut against the Bears (9/10), rushing for 26 yards on five carries and returning a kickoff for 31 yards... Returned two kickoffs for 56 yards against the Jets (9/24)... Set career-highs in kickoff returns (seven) and kickoff return yards (160) at Minnesota (10/9)... Opened the game in Chicago (11/19) with an electrifying 48-yard return and finished with four returns for 93 yards... Sprained his right knee on the opening kickoff against the Bills (11/26)... Was inactive for the team's final five games, including the playoff loss at Philadelphia (12/31).

College: In just two seasons, finished as Western Illinois' all-time leading rusher with 3,799 yards and 41 TDs... Transferred to Western Illinois after spending two seasons at Wisconsin... Paced Leathernecks with 1,124 yards rushing and 12 TDs as a senior... Record-breaking junior season included leading Division I-AA in scoring with 150 points, the fourth highest in Division I-AA history... Finished first in the nation with 1,957 rushing yards en route to being named Gateway Conference Player of the Year and Newcomer of the Year... Placed second in the Walter Payton Award balloting, an honor given to Division I-AA's most outstanding player... Established 23 WIU records and seven Gateway Conference records in junior campaign... Majored in law enforcement.

Personal: Married to Kara, with one child, Skylar... Couple resides in Tampa... Lettered for four years in football and baseball at Ashwaubenon High School in Green Bay, Wisconsin... Rushed for 2,157 yards and 37 TDs en route to leading team to the state finals... Named Wisconsin Player of the Year by the Associated Press and Milwaukee Journal-Sentinel as a senior... Participated in the 2002 Bucs Easter Egg Hunt... Born November 13, 1975 in Green Bay, Wisconsin.

Stecker's Career Statistics

YEAR	TEAM	G-S	RUSHING					RECEIVING				
			NO.	YDS.	AVG.	LG	TD	NO.	YDS.	AVG.	LG	TD
2000	Tampa Bay	10-0	12	31	2.6	14	0	1	15	15.0	15	0
2001	Tampa Bay	13-0	24	72	3.0	17	1	10	101	10.1	35t	1
TOTALS		23-0	36	103	2.9	17	1	11	116	10.5	35t	1
PLAYOFFS		1-0	0	0	0.0	0	0	0	0	0.0	0	0

YEAR	TEAM	G-S	KICKOFF RETURNS					PUNT RETURNS				
			NO.	YDS.	AVG.	LG	TD	NO.	YDS.	AVG.	LG	TD
2000	Tampa Bay	10-0	29	663	22.9	48	0	0	0	0.0	0	0
2001	Tampa Bay	13-0	9	259	28.8	86	0	0	0	0.0	0	0
TOTALS		23-0	38	922	24.3	86	0	0	0	0.0	0	0
PLAYOFFS		1-0	4	91	22.8	32	0	0	0	0.0	0	0

Single-Game Highs:

Rushes: 12, vs. Philadelphia, 1/6/02

Rushing Yards: 35, vs. Philadelphia, 1/6/02

Kickoff Returns: 7, at Minnesota, 10/9/00

Kickoff Return Yards: 160, at Minnesota, 10/9/00

Long Kickoff Return: 86, vs. New Orleans, 12/23/01

Tom Tupa

PUNTER

HT: 6-4; WT: 225; BORN: 2/6/66

NFL: 14TH YEAR

ACQUIRED: FA, 2002

COLLEGE: OHIO STATE



Tom, who entered the NFL in 1988, has played for five other NFL teams and has attempted 591 career punts.

Quick

Slants

inside the 20... As a QB, has completed 259-of-505 passes (51.3 comp. %) for 3,430 yards, 12 touchdowns and 24 Interceptions... Spent three seasons each with the New York Jets, New England Patriots and Cleveland Browns after spending one season with the Indianapolis Colts and his first four campaigns with the then-Phoenix Cardinals... Drafted as a quarterback/punter by the Cardinals in the third round of the 1988 NFL Draft (68th overall).

2001: Played in 15 regular season games... Did not play against San Francisco due to a hip injury... Punted 67 times for 2,575 yards (38.4 avg.) on the season with a long of 59 yards... Placed 21 punts inside the 20-yard line along with five touchbacks... Holder for placekicker John Hall... Saw all of his time at holder due to a hip flexor in season opener against Indianapolis (9/9)... Punted a season-high nine times for 319 yards, with one touchback and one inside the 20 at New England (9/23)... Returned to action after missing the contest with San Francisco to down four of six punts inside the 20 at Buffalo (10/7)... Averaged 38.6 yards per punt on five kicks versus Miami (10/14)... Punted six times for 272 yards (45.3 avg.) with one downed inside the 20 against St. Louis (10/21)... Downed five of eight punts inside the 20-yard line and averaged 37.1 yards per punt at Carolina (10/28)... At New Orleans (11/4), punted twice for 79 yards (39.5)... Punted four times, averaging 35.3 yards per punt, with one punt downed inside the 20 against Kansas City (11/11)... Completed only pass attempt of the season (his first completion since 1999) for nine yards at Miami (11/18) on a fourth-and-two play... Averaged 48.3 yards per punt on eight kicks at Miami, with two placed inside the 20 and one touchback... Punted three times against New England (12/2) for 106 yards (35.3)... Averaged 39.0 yards per punt on five kicks at Pittsburgh (12/9)... Downed three punts inside the 20 against Cincinnati (12/16) along with averaging 37.0 yards per punt on three kicks... One punt for 36 yards at Indianapolis (12/23)... Season-long 59-yard punt against Buffalo (12/30) while averaging 41.0 yards on two punts... Five punts for 162 (32.4 avg.) with two punts inside the 20 at Oakland (1/6).

2000: Played in all 16 games and had 83 punts for 3,714 yards, a 44.7 avg., with 18 inside the 20... Also had 15 touchbacks and a net average of 33.2 yards... Fourth-best (tied) in the AFC and the NFL with a 44.7 avg.... Six punts for 252 yards (42.0 avg.), with two inside the 20 and two touchbacks, with a long of 61 yards at New England (10/15) and went under center on a 4th and two and took the snap and tossed the ball to Mo Lewis... Against Pittsburgh (10/8), punted six times for 274 yards (45.7 avg.) with two touchbacks and one inside the 20... Also hit his longest punt as a Jets when he boomed a 70-yarder over the head of return man Chris Watson and changed the complexion of the field position game... Hammered six punts for

293 yards (48.8 avg.) with one touchback and one inside the 20, but also had the shortest punt of his career, a five-yarder in the fourth quarter at Miami (11/11)... Against Indianapolis (12/3), had five punts for 149 yards with two inside the 20 and one touchback in the Jets' 27-17 win... Eight punts for 334 yards and a 41.8 avg., with one touchback, one inside the 20 and a long of 59 yards at Oakland (12/10)... Had a 49.7 avg. in season finale at Baltimore (12/24) on six punts.

1999: Played in all 16 games, finished the year with 81 punts for 3,659 yards, a 45.2 avg., a net of 38.2, seven touchbacks, 25 inside the 20 and a long of 69... Earned his first invitation to the Pro Bowl... 6-of-11 passing for 165 yards with two touchdowns, marking the first time he threw a pass in a regular season game since 1996... Recorded season-high 48.8 average on six punts and a long of 54 at Buffalo (9/2)... Had an extremely busy day, spelled an injured Vinny Testaverde at quarterback for two and a half quarters and finished the day 6-of-11 for 165 yards and two touchdowns... Also continued his punting duties, finished with three punts for an average of 41.0 in game one versus New England (9/12)... Nailed five punts for an average of 46.4 at Indianapolis (11/28)... Performance capped a solid month of punting that earned him November's AFC Special Teams Player of the Month... Punted three times for an average of 48.3 yards and a long of 52 yards against Seattle (1/2).

1998: Played in all 16 games and finished the season with 74 punts for 3,294 yards, an average of 44.5, net of 35.4, nine touchbacks, 13 inside the 20 and a long of 64... Started the season off on the right foot with five punts for an average of 51.0 in at Denver (9/7)... Three punts (51.7 avg.) and a long of 64 at New Orleans (10/4)... Five punts for an average of 48.0 in game at Buffalo (11/15)... Averaged 47.0 on four punts versus Buffalo (11/29)... Three punts for an average of 54.3 and a long of 63 in game 13 at Pittsburgh (12/03).

1997: Played in all 16 games and finished with 78 punts for 3,569 yards, 45.8 avg. 36.1 Net, 14 TB, 24 inside the 20 and a career-long of 73... Established a career-high and set a franchise single-season punting record with an average of 45.8 yards per punt... Led the AFC in punting average and was voted as a Pro Bowl first alternate... Finished just 1/10 of a yard shy of New Orleans' Mark Royals' league-leading 45.9-yard average per punt... Handled the punting and place-holding responsibilities throughout the season... Averaged over 50 yards per kick in four games... Opened the season with four punts for an average of 51.3 and a long of 56 versus San Diego (8/31)... Booted five punts for an average of 55.6 and a long of 65 at Indianapolis (9/7)... Boomed a career-long 73-yard punt in at Denver (10/6) - the longest punt in the AFC in 1999... Had a busy day with seven punts for 363 yards and an average of 51.9 and a career-long of 73-yarder at Denver... Five punts for 256 yards and an average of 51.2 and a long of 55 versus Indianapolis (11/30)... Averaged 36.7 yards per punt on a cold and windy day at Foxboro in a first round playoff victory over Miami (12/28)... Averaged 42.0 yards on seven punts at Pittsburgh (1/3), including a postseason career-long of 54 yards... Assisted on a special teams tackle in the game...

1996: Played in every game as the punter and place holder on the kicking team... His versatility proved to be invaluable to the Patriots' success in 1996... In addition to his punting and placement holding responsibilities, Tupa also acted as the Patriots' backup quarterback, giving the team more flexibility with the 45-man active roster for each game... Performed consistently all season and finished the year with 63 punts for 2,739 yards, 43.5 avg. and a net average of 36.0... His 43.5-yard average was the third-highest single-season average in team history... Tupa averaged 45.0 yards per punt or more in 10 of the first 13 games of the season... Threw his first pass of the season incomplete and averaged 45.5 on four punts at Buffalo (9/8)... Placed three of four punts inside the 20 at Baltimore (10/6)... Tallied four punts for an average of 50.3 in versus Buffalo (10/27)... Threw his second pass of the season, though it fell incomplete and booted five punts for an average of 45.0 in game versus Denver (11/17)... Punted seven times with a 43.6-yard average in the Patriots' divisional playoff game versus Pittsburgh (1/5)... Placed three of his six punts inside the Jacksonville 20-yard line versus Jacksonville in the AFC Championship Game (1/12)... Averaged 45.1 yards on a season-high eight punts versus Green Bay in Super Bowl XXXI... Placed three of the eight punts inside the 20.

VETERANS

1995: Played in all 16 games in his second full season as a punter... Finished the year with 65 punts for 2,831 yards, a 43.6-yard avg. and placed 18 inside the 20... Scored what would have been his second career rushing touchdown on a fake field goal versus Tampa Bay (9/10), but the play was nullified due to an illegal formation penalty and the Browns settled for the FG... Had an extremely busy day recording a career-high nine punts for an average of 48.2 and a long of 59... Nailed a season-long 64-yard punt at Cincinnati (10/29)... Threw a 25-yard completion, his only pass attempted during the year and averaged 38.0 yards on six punts... Had four punts for an average of 48.5 in game at Minnesota (12/9)... Ended the season with two punts for an average of 50.5 at Jacksonville (12/24).

1994: Played in every game, including the Browns' two playoff games and finished 4th in the AFC with 27 punts placed inside the 20... totaled 80 punts for 3,211 yards, a 40.1-yard avg. in his first season as a full-time punter... 38 of his punts were returned for a conference-low 220 yards... Scored on three two-point conversions, tying an NFL single-season record... Each of his two-point conversions came out of PAT formation... Was the placement holder for Matt Stover, who set a Browns all-time record for single-season accuracy (.928)... Twice garnered AFC Special Teams Player of the Week honors versus the New York Jets (10/2) and at Houston (10/13)... Had five games with three or more inside-the-20 punts... Scored the NFL's first two-point conversion at Cincinnati (9/4)... Hit a season-long 65-yard punt and placed two kicks inside the 20 in a 27-7 victory versus the New York Jets... Had four punts for an average of 42.3 in the AFC Wild Card game versus New England (11/6)... Had four punts for an average of 37.9 yards in the Divisional Playoffs at Pittsburgh (12/18).

1993: Went to training camp with the Colts, but was among the final preseason cuts on August 30th... Signed with the Browns November 10th, but was reported among Cleveland's inactive list for two games and was then released on November 24th.

1992: Played in three games, seeing reserve action at quarterback... Completed 17-of-33 passes for 156 yards and one touchdown... Relieved Jack Trudeau at Buffalo (9/20) and completed 7-of-12 attempts for 64 yards and one interception... Rushed three times for nine yards on the season.

1991: Played and started 11 games after Timm Rosenbach suffered a season-ending injury and led the Cardinals to a 4-7 record... Finished the season with career-highs in every passing category... Completed 165-of-315 passes (.524) for 2,053 yards, including six touchdowns and 13 interceptions... Turned in career-high rushing totals with 28 carries for 97 yards and one touchdown... Completed a career-high 24 passes on 38 attempts for 242 yards versus Dallas (9/22)... Had a career-day, threw for 312 yards and three touchdowns, including a season-long 62-yard touchdown pass to Ricky Proehl in a 24-10 victory over New England (9/29).

1990: Played in 15 games as the placement holder on all kicks, but did not take a snap from scrimmage... Did not play at Washington (9/9).

1989: Started two of 14 games at quarterback... Finished the season by completing 65-of-134 attempts for 973 yards and three touchdowns and nine interceptions... Made his first career start versus Philadelphia (10/15) and he responded with a career-high 41 pass attempts... Connected on 14-of-22 attempts for 245 yards versus Dallas (11/12)... Connected with Don Holmes for a career-long 77-yard touchdown pass at the Los Angeles Rams (11/19)... Filled in for an injured Rich Camarillo and averaged 46.7 yards on six punts at the Los Angeles Raiders (12/10)... Completed 72- and 38-yard touchdown passes to Ernie Jones.

1988: Played in just two games as a rookie and completed four-of-five passes for 49 yards... Two-of-two passes for 12 yards in game at New York Giants (12/4)... Completed two of three passes for 37 yards at Houston (11/20).

College: Four-year letterman (1984-87) as a quarterback and punter at Ohio State... Ranks as the school's all-time leading punter with a 44.7-yard career average on 214 punts... Finished his Buckeye career completing 171-of-304 passes for 2,252 yards, including 15 touchdowns and 12 interceptions... Started every game as a senior and completed 134-of-242 passes (.554) for 1,786 yards and 12 touchdowns... Played in the Rose, Florida Citrus and Cotton Bowls during his collegiate career... Played on an intramural basketball championship team at

Ohio State that included teammates Keith Byars, Cris Carter, Pepper Johnson, William White and Jamie Holland.

Personal: Wife, Beth... Three sons, Thomas Joseph III, Timothy David, and Tyler Mark and daughter, Emma... An avid golfer and sports a four handicap... Also enjoys watching movies in his spare time... Attended Brecksville High in Cleveland, Ohio and quarterbacked the team to the state championship as a senior... Was a three-sport star, lettering in football, basketball and baseball... Averaged 20.8 ppg. and 12 rpg. in basketball and was the pitcher and short-stop on the baseball team... Competed in the NFL's Punt, Pass & Kick contest and was a finalist three times - winning once... After his playing career, Tom plans to pursue an NFL coaching career... Born on February 6, 1966 in Cleveland, Ohio.

Tupa's Career Statistics

PUNTING									
YEAR	TEAM	NO.	YDS.	AVG.	NET	TB	IN20	LG	BK
1988	Phoenix				- No Punts Attempted -				
1989	Phoenix	6	280	46.7	39.8	0	2	51	0
1990	Phoenix				- No Punts Attempted -				
1991	Phoenix				- No Punts Attempted -				
1992	Indianapolis				- No Punts Attempted -				
1993	Cleveland				- No Punts Attempted -				
1994	Cleveland	80	3,211	40.3	35.4	8	28	65	0
1995	Cleveland	65	2,831	43.6	36.2	9	18	64	0
1996	New England	63	2,739	43.5	36.0	7	14	62	0
1997	New England	78	3,569	45.8	36.1	14	24	73	1
1998	New England	74	3,294	44.5	35.4	9	13	64	0
1999	N.Y. Jets	81	3,659	45.2	38.2	7	25	69	0
2000	N.Y. Jets	83	3,714	44.7	33.2	15	18	70	0
2001	N.Y. Jets	67	2,575	38.4	32.0	5	21	59	0
TOTALS		591	25,872	43.8	37.0	74	163	73	1

PLAYOFFS									
YEAR	TEAM	NO.	YDS.	AVG.	NET	TB	IN20	LG	BK
1994	Cleveland	8	303	37.9	34.8	1	2	45	0
1996	New England	21	904	43.0	35.5	1	8	53	0
1997	New England	14	551	39.4	30.6	0	3	54	0
TOTALS		43	1,758	40.9	33.6	2	13	54	0

PASSING													
YEAR	TEAM	G-S	ATT.	CMP.	PCT.	YDS.	YDS./ATT.	TD	TD%	INT.	INT%.	LG	RAT.
1988	Phoenix	2-0	6	4	66.7	49	8.17	0	0	0	0	22	91.7
1989	Phoenix	14-2	134	65	48.5	973	7.26	3	2.2	9	6.7	77t	52.2
1990	Phoenix	15-0				- No Passes Attempted -							
1991	Phoenix	11-11	315	165	52.4	2,053	6.52	6	1.9	13	4.1	62t	62.0
1992	Indianapolis	3-0	33	17	51.5	156	4.72	1	3.0	2	6.0	19	49.6
1993	Cleveland	16-0				- No Passes Attempted -							
1994	Cleveland	16-0				- No Passes Attempted -							
1995	Cleveland	16-0	1	1	100.0	25	25.0	0	0	0	0	25	189.6
1996	New England	16-0	2	0	0	0	0	0	0	0	0	0	0
1997	New England	16-0	2	0	0	0	0	0	0	0	0	0	0
1998	New England	16-0				- No Passes Attempted -							
1999	N.Y. Jets	16-0	11	6	60.0	156	14.2	2	1.8	0	0	65	139.2
2000	N.Y. Jets	16-0				- No Passes Attempted -							
2001	N.Y. Jets	15-0	1	1	100.0	9	9.0	0	0	0	0	9	104.2
TOTALS		171-13	505	259	51.3	3,340	6.61	12	2.3	24	4.8	77t	60.5

Kenyatta Walker

TACKLE

HT: 6-5; WT: 302; BORN: 2/1/79

NFL: 2ND YEAR

ACQUIRED: D1, 2001

COLLEGE: FLORIDA



Pro: Became the first Buccaneers rookie to start every game on the offensive line since Paul Gruber in 1988... Improved throughout the season and boasts a tremendous upside... Started all 16 games as a rookie and was named to *Pro Football Weekly's* All-Rookie Team... Tenacious blocker who displays excellent quickness to move up field... First offensive lineman selected by Tampa Bay in

Kenyatta made a significant contribution to the Foster Angels of Hillsborough County last year after hearing the storage facility was broken into and robbed. He then helped distribute gifts to the foster parents at the Foster Angels distribution center.

Quick

Starts

the first round since T Charles McRae (7th overall in 1991).

2001: Started at LT in all 16 games, as well as playoff contest in his rookie campaign... Selected to *Pro Football Weekly's* All-Rookie Team... Part of offensive line that blocked for Pro Bowl FB Mike Alstott, who rushed for a career-high 10 TDs... Played role in allowing WR Keyshawn Johnson to set a club single-season mark with 106 receptions... Helped QB Brad Johnson establish four single-season records, including best completion percentage (60.8%) and most pass completions (340)... Made NFL debut at Dallas (9/9), helping QB Brad Johnson throw for 195 yards and complete 26 passes... Helped pave the way for season-high 177 yards rushing against Minnesota (10/28)... Helped Buccaneer QB Brad Johnson complete his first 14 pass attempts at Cincinnati (12/2)... Keyed an offensive attack which tied a single-game record with 48 points against New Orleans (12/23)... Helped hold Baltimore (12/29) without a sack.

College: Garnered Associated Press All-America selection and earned the Jacobs Blocking Trophy as the Southeastern Conference's top offensive lineman following his junior season... Was a semifinalist for the Outland Trophy in 2000, given to the nation's top offensive lineman... Capped off stellar career by earning All-America honors from the Associated Press, *The Sporting News*, *Football News*, *The Sports Xchange* and *Walter Camp* in 2000... Was a consensus All-SEC first-team selection and captured the Jacobs Trophy as the SEC's top offensive lineman as a junior... Started in 10 contests at RT, including the Sugar Bowl against Miami... Was named the Gators' Most Outstanding Offensive Lineman... Garnered All-SEC second-team honors in 1999 as a sophomore... Named the co-recipient of the Gators' Best Effort Award... Played in 11 games at RT, posting 77 knockdowns... Played in all 12 games, including the Orange Bowl, as a redshirt freshman in 1998... Started the first seven games at RT... Named a freshman All-America first-team selection by *Football News*... Was an All-SEC freshman selection by the *Knoxville News-Sentinel*... Was redshirted in 1997... Entered the draft after his junior campaign... Majored in sociology and education... Is just eight hours shy from earning his degree.

Personal: Earned *USA Today* All-America honors at Meridian High School in Meridian, Mississippi... Also added first-team all-state honors... Named to Prep Star's All-America Team and was also ranked among the top 10 prep offensive lineman in the SEC region by the publication... Volunteered with the Boys and Girls Club... Born Idrees Kenyatta Walker on February 1, 1979 in Meridian, Mississippi.

Walker's Career Statistics

GAMES/STARTS: 2001: 16/16 (P: 1/1)

Ron Warner

DEFENSIVE END

HT: 6-2; WT: 265; BORN: 9/26/75

NFL: 2ND YEAR

ACQUIRED: FA, 2001

COLLEGE: KANSAS



Pro: Strong, physical lineman who will vie for a backup spot in 2002... Re-signed as a free agent on January 28, 2002... Spent majority of 2001 season on Tampa Bay's practice squad, improving each week... Played for the Canadian Football League's Winnipeg Blue Bombers in 2000... Spent this past offseason with NFL Europe's Barcelona Dragons and led the league with six sacks... Originally signed with the Buccaneers on March 4, 2001... Entered the NFL in 1998 as a seventh-round draft selection (239th overall) by the New Orleans Saints.

Ron, who played for NFL Europe's Barcelona Dragons this spring, led the league with six sacks..

Quick

Slants

2001: Released on September 8 before being signed to the practice squad on September 10... Spent the entire season on Tampa Bay's practice roster.

2000: Released from the Chicago Bears on January 10 following the 1999 campaign... Spent the entire season with the CFL's Winnipeg Blue Bombers.

1999: Spent training camp with the New Orleans Saints but was released on September 5... Signed to the Washington Redskins' practice squad on September 14 but was later released on November 23... Signed to the Bears' practice squad on December 22.

1998: Drafted in the seventh round (239th overall) by the New Orleans Saints... Suffered a knee injury prior to the draft at the East-West Shrine Game and was placed on the Physically Unable To Perform List on August 25... Was expected to miss the entire season for the Saints but recovered from the knee injury... Activated from the injury list and placed on the active roster on November 4... Was deactivated for the next seven contests but did play in the season finale against Buffalo (12/27)... Responded in NFL debut with four tackles (two solo).

College: In just two seasons, became the Jayhawks all-time sack leader with 20.5 sacks... Was a third-team All-America selection and a first-team All-Big 12 Conference pick by The NFL Draft Report as a senior... Became the first Kansas linebacker since 1995 to earn all-conference honors... Posted 55 tackles (24 solo) and set a school record with 14.5 sacks and 20.5 tackles for losses in senior campaign... Majored in physical education.

Personal: Married to Erica... Couple has son Quinton and daughter Alyssa... Splits residence between Tampa and Independence, Kansas... Earned second-team all-conference honors at defensive end as a senior at Independence (KS) High School... Was an all-conference first team selection in basketball... Also lettered in track... Qualified for the state finals in the 100 and 200-yard dashes... Born Ron Warner on September 26, 1975 in Independence, Kansas.

Todd Washington

CENTER/GUARD

HT: 6-3; WT: 310; BORN: 7/19/76

NFL: 5TH YEAR

ACQUIRED: D4, 1998

COLLEGE: VIRGINIA TECH



Todd made his first career NFL start at Dallas in the 2001 regular season opener.

Quick

Starts

Pro: Competent veteran who can play multiple positions along the offensive line... Re-signed to a four-year contract on March 18, 2002... Has grown more and more confident each season... Has played in 35 career contests with one start... Played in a career-high 15 games with one start in 2001... Has increased his playing time in each of his first four professional seasons.

2001: Played in 15 games (all but vs. New Orleans) with one start... Also played in playoff contest... Started first game of career at Dallas (9/9), replacing injured C Jeff Christy... Came on in place of the injured Cosey Coleman at G against Green Bay (10/7)... Backed up on the offensive line against Minnesota (10/28) and also had one kickoff return for 22 yards... Replaced starting G Randall McDaniel on two series in the fourth quarter against Detroit (12/9), including the game-winning drive... Was declared inactive against New Orleans (12/23) due to left knee sprain.

2000: Played in a career-high 10 games and in the Wild Card contest... Action was limited to special teams and spot duty... Made season debut in a win over the Chicago Bears (9/10).

1999: Played in six games, primarily on special teams, but also saw some time at G... Declared inactive for the other 10 games... Saw first action of the season at New Orleans (11/7) when starting LG Jorge Diaz was sidelined with an ankle injury in the fourth quarter... Also subbed at G the following week against Kansas City (11/14)... Lined up on FG and PAT attempts in both playoff contests.

1998: Subbed in four games of rookie campaign, seeing action at center and guard... On inactive list for each of first 12 games... Garnered first NFL regular-season action vs. Green Bay (12/7), subbing at LG and playing on special teams... Against Pittsburgh (12/13), again subbed at LG and also saw brief action at C in place of starter Tony Mayberry... Earned several snaps at G and played on special teams at Washington (12/19) and at Cincinnati (12/27)... Drafted by the Buccaneers in the fourth round in 1998 (104th overall).

College: Started at both G positions and at C during Hokie career... Helped Virginia Tech average over 200 rushing yards per game during each of his last two seasons... Credited with 145 knockdown blocks during his final two seasons in Hokie lineup... Won Big East first-team all-conference honors as a senior in first year as starting center, after making spring switch from guard... Started every game and helped Hokies average 215.3 rushing yards per game... Credited by coaches with 81 knockdown blocks... Strong blocking helped Virginia Tech rack up 505 yards of offense against Rutgers... Started every game at left guard for Hokies during junior campaign... Helped team average 227.6 rushing yards per contest and was credited with 64 knockdown blocks... Helped Hokies roll up 456 yards of offense against Pittsburgh by making 12 knockdown blocks... Played in all 11 games as a sophomore and started four at right guard... Given credit for eight knockdown blocks... As a freshman, appeared in six

games as a reserve at center... Saw most extensive action in games against Boston College and Southern Miss... Slowed by a shoulder injury suffered against Pittsburgh... Graduated from Virginia Tech with a degree in physical education.

Personal: Has a son, Cameron... Concentrated school studies on teaching children (grades kindergarten through 12th) and has aspirations in both teaching and coaching... Played defensive tackle as a prep at Nandua High School in Melfa, Virginia on team coached by his father, Tony... Earned second-team all-state honors and played in the Virginia All-Star Game... As a junior, was named regional Defensive Player of the Year... Also lettered in wrestling and track, competing in discus and shot put... Born Todd Page Washington on July 19, 1976 in Nassawadox, Virginia.

Washington's Career Statistics

GAMES/STARTS: 1998: 4/0, 1999: 6/0 (P: 2/0), 2000: 10/0 (P: 1/0), 2001: 15/1 (P: 1/0)
4-YEAR TOTALS: 35/1 (P: 4/0)

Nate Webster

LINEBACKER

HT: 6-0; WT: 230; BORN: 11/29/77

NFL: 3RD YEAR

ACQUIRED: D3, 2000

COLLEGE: MIAMI (FL)



#52



Pro: Confident player who plays the game with a tantalizing unbridled passion... Aggressive competitor who is always ready to make contact with an opposing player... High-energy motor that leads him to make plays all over the field... Has played in 32 career games with one start... 85 career tackles on defense and 11 special teams stops.

Nate, who earned his first career start against Philadelphia in the Buccaneers' 2001 regular season finale, tied his career-high with nine tackles.

Quick

Slants

2001: Played in all 16 games with one start at MLB (vs. Philadelphia)... Also saw action in playoff contest... Ranked 10th on the team with 53 tackles (34, 19) and added four passes defended... Also contributed nine special teams tackles... Had one tackle and two crucial passes defended at Dallas (9/9)... Posted five tackles against Green Bay (10/7)... Notched a career-high nine tackles at Tennessee (10/14)... Grabbed three tackles and one special teams stop against Pittsburgh (10/21)... Filled in at LB with four tackles at Detroit (11/11)... Sustained a left rib contusion in the fourth quarter and did not return... Came off the bench to record four tackles and one special teams stop at Cincinnati (12/2)... Had three tackles against Detroit (12/9)... Filled in at MLB with five tackles and one special teams stop at Chicago (12/16)... Provided spark off the bench with four tackles and one pass defended against Baltimore (12/29)... Tied career high with nine tackles in first career start against Philadelphia (1/6) at MLB... Played LB and special teams in playoff game at Philadelphia (1/12).

2000: Played in all 16 regular season games and one playoff contest... Finished the regular season with 32 tackles, two special teams tackles and one pass defended... Saw first NFL action primarily on special teams at New England (9/3)... Made three tackles at Washington (10/1) after replacing injured starting MLB Jamie Duncan... Responded to an increased work load by racking up a career-high six tackles and one pass defended at Minnesota (10/9)... Totaled three tackles against Detroit (10/19) and blocked a punt for the first time in his

VETERANS

career... Recorded five tackles from the MLB position in a win at Atlanta (11/5)... Had four tackles in a victory over Dallas (12/3)... Tallied three tackles against the Rams (12/18)... Played a complete game in the regular season finale at Green Bay (12/24), totaling three defensive tackles and one special teams stop... Ended the year impressively in Philadelphia (12/31) with four tackles and half a sack.

College: Two-time All-Big East selection who amassed 301 tackles (178 solo), 14 tackles for losses and seven sacks in just 22 starts... Recorded consecutive 100-tackle campaigns his sophomore and junior seasons... Entered the draft after his junior campaign... Started all 12 games, counting postseason, as a junior in 1999... Named to the Associated Press All America second-team after leading the Hurricanes with 150 tackles (92 solo) and 19 tackles for losses... Named a semifinalist for the Bronco Nagurski Award, given to the nation's best overall defensive player... All-Big East selection... Earned Big East Player of the Week honors four times... Had 11 tackles and two INTs in 33-3 win over Pittsburgh, becoming the first UM linebacker since 1979 to collect two INTs in one game... Notched season-high 20 tackles (14 solo) and a sack against Penn State... Earned All-Big East first-team honors as a sophomore after finishing second on the squad with 134 tackles (75 solo) and 10 tackles for losses in first year as a starter... Saw action in six contests as a freshman in 1997, totaling 17 tackles and one forced fumble... Suffered a late-season elbow injury, forcing him out of action in the last four contests... Majored in liberal arts.

Personal: Has three children: daughter Nia and sons Nate III and Nate IV... Lettered four years at Miami's Northwestern High School, where he earned Parade first-team All-America honors and second-team *USA Today* All-America honors as a senior... Also earned all-state and All-Southeast honors... First-team All-Dade County selection... Led Northwestern to the state 6A championship, totaling 187 tackles (34 for losses), 12 sacks, 20 forced fumbles and five fumble recoveries... Averaged 130 tackles per season... First cousin of former New Orleans Saints running back Troy Davis... Enjoys playing baseball and wrestling... Born Nathaniel Webster Jr. on November 29, 1977 in Miami, Florida.

Webster's Career Statistics

YEAR	TEAM	G-S	TACKLES			TURNOVERS					ST TACKLES		
			SOLO	AST.	TOT.	FF	FR	INT.	YDS.	PD	S	A	T
2000	Tampa Bay	16-0	18	14	32	0	0	0	0	1	2	0	2
2001	Tampa Bay	16-1	34	19	53	0	0	0	0	4	6	3	9
TOTALS		32-1	52	33	85	0	0	0	0	5	8	3	11
PLAYOFFS		2-0	3	1	4	0	0	0	0	0	0	0	0

HOME SWEET HOME

Tampa Bay has posted an impressive 25-8 record since Raymond James Stadium opened in 1998. That mark includes a club record-tying eight consecutive home victories from 1999 and 2000, with seven of those wins to close out the '99 regular season home slate.

Buccaneers at Raymond James Stadium

Year	Regular Season	Playoffs
1998	6-2	0-0
1999	7-1	1-0
2000	6-2	0-0
2001	5-3	0-0
Totals	24-8	1-0

Best Home Marks in Club History

Year	Home Record	Stadium
1999	7-1	Raymond James Stadium
2000	6-2	Raymond James Stadium
1998	6-2	Raymond James Stadium
1984	6-2	Tampa Stadium
1981	6-2	Tampa Stadium

Karl Williams


WIDE RECEIVER

HT: 5-10; WT: 177; BORN: 4/10/71

NFL: 7TH YEAR

ACQUIRED: FA, 1996

COLLEGE: TEXAS A&M-KINGSVILLE



Pro: Most dangerous return man in club history... Accomplished receiver who continues to deliver in clutch situations... Re-signed to a three-year contract on April 17, 2002... Has caught at least 20 balls in five of his six NFL seasons... Has returned a franchise record four punts for touchdowns and also ranks first in team history with 1,759 career punt return yards (on 155 returns for an 11.3 avg.)... Other team records include: most punt return yards in a single game (116 vs. Chicago, 12/21/97 and at Detroit, 11/11/01), best single-season punt return average (21.1 in 1996), best single-season kickoff return average (27.4 in 1996) and most punt return yards in a season (597 in 1997)... Owns six of the top eight longest punt returns in club history... Can boast receiving totals of 123 receptions for 1,509 yards (12.3 average) and six touchdowns... Also has totaled 51 kickoff returns for 1,163 yards (22.8 avg.)... Has played in 86 career games with 20 starts.

Karl, who has the most career punt return yards in club history, has returned a franchise-record four punts for TDs.

Quick

Slants

... Has returned a franchise record four punts for touchdowns and also ranks first in team history with 1,759 career punt return yards (on 155 returns for an 11.3 avg.)... Other team records include: most punt return yards in a single game (116 vs. Chicago, 12/21/97 and at Detroit, 11/11/01), best single-season punt return average (21.1 in 1996), best single-season kickoff return average (27.4 in 1996) and most punt return yards in a season (597 in 1997)... Owns six of the top eight longest punt returns in club history... Can boast receiving totals of 123 receptions for 1,509 yards (12.3 average) and six touchdowns... Also has totaled 51 kickoff returns for 1,163 yards (22.8 avg.)... Has played in 86 career games with 20 starts.

2001: Played in 15 games (all but at St. Louis) with three starts (at Detroit, vs. Chicago and vs. Philadelphia)... Grabbed 24 receptions for 314 yards (13.1 avg.) and one TD... Ranked seventh in the NFC with a 10.5 punt return average (team-best 35 returns for 366 yards, including his fourth career punt return for a touchdown on an 84-yard return at Detroit, 11/11)... Added two kickoff returns for 35 yards (17.5 avg.)... Recorded the 100th reception of his career at Dallas (9/9) with a nine-yard grab... Caught three passes for 42 yards against Pittsburgh (10/21)... Added four receptions for 80 yards against Minnesota (10/28)... Also had three punt returns for 51 yards... Provided key catches at Green Bay (11/4) with two first down receptions for 27 yards... Also had three punt returns for 32 yards (10.7 avg.)... Started first game of the season at Detroit (11/11) and returned a punt 84 yards for a touchdown to become the club's all-time punt return yardage leader... Finished the game with six punt returns for 116 yards (tying his own club record for punt return yards in a game) and added one catch for seven yards at WR... Started at WR against Chicago (11/18) and had three receptions for 34 yards and four punt returns for 20 yards before suffering a right hip contusion in the second quarter... Was declared inactive at St. Louis (11/26) due to right hip pointer... Back in action as the team's primary punt returner at Cincinnati (12/2), returning two punts for 13 yards... Converted two third-down plays for Tampa Bay in the first half against Detroit (12/9), including a 17-yard grab in the first quarter and a 16-yard catch in the second quarter... Finished the game with three receptions for 50 yards (16.7 avg.) and added one punt return for nine yards... Made presence felt on the Buccaneers first pass attempt of the game, hauling in a 14-yard touchdown pass from QB Brad Johnson for his first TD reception of the year against New Orleans (12/23)... Started at WR against Philadelphia (1/6) with two catches for 18 yards... Added two punt returns for four yards and one kickoff return for 22 yards... Had three punt returns for 10 yards and two catches for 25 yards in playoff game at Philadelphia (1/12).

2000: Played in 13 regular season contests and one playoff game... Had two receptions for

35 yards, as well as team-best 31 punt returns for 286 yards (9.2 avg.) and one TD and 19 kickoff returns for 453 yards (23.8 avg.) on the year... Combined to total 109 yards against New England (9/3) on one reception (eight yards), three kickoff returns (88 yards) and three punt returns (13 yards)... Made a season-long 27 yard grab in a win over the Bears (9/10)... Returned one punt for 42 yards at Detroit (9/17)... Helped in the field position battle with the Jets (9/24) as he had four punt returns for 41 yards... Injured his left knee against Washington (10/1) and subsequently missed the next three games... Burned Buffalo (11/26) for 95 yards on three punt returns and one kickoff return for 35 yards... One of his punt returns against the Bills was a 73-yard dash that ended in the end zone... Torched St. Louis for 146 kickoff return yards on six attempts, which included a dazzling 41-yard return (12/18).

1999: Played in 12 games with six starts at WR... Finished the season with 21 receptions for 176 yards... Also returned 20 punts for 153 yards (7.7 avg.)... Inserted in starting lineup for injured Bert Emanuel (hamstring) at Green Bay (10/10)... Suffered mild foot sprain against Chicago (10/24) that sent him to the sidelines for three weeks... Became the NFL's all-time punt return average leader with a one-yard return in the second quarter against Atlanta (11/21), vaulting him past Oakland's Darrien Gordon... Also had two catches for 14 yards... Hauled in a season-high four receptions for 31 yards against the Lions (12/12)... Despite suffering a right thigh bruise at Oakland (12/19), matched a season-high with four receptions for 44 yards... Posted two catches for 28 yards and returned four punts for 45 yards at St. Louis in the NFC Championship Game (1/23).

1998: Played in 13 games with five starts at WR... Finished the season sixth on team with 21 receptions for 252 yards and a TD... Inserted in the starting lineup for injured WR Bert Emanuel during games two through six... Returned 10 punts for 83 yards, while sharing return duties with WR Jacquez Green... Had best outing of the season in his first start at Green Bay (9/13), hauling in a career-best six receptions for 75 yards... Scored game-winning TD against Carolina (10/18), a 29-yard reception with 1:39 left... Missed first NFL action in three seasons against Detroit (11/22) and at Chicago (11/29) due to a family emergency... Did not play against Pittsburgh (12/13) due to a rib strain injury... Returned to action, catching two passes at Washington (12/19) and at Cincinnati (12/27).

1997: Enjoyed breakthrough season, playing in all 16 games with seven starts at WR... Boasted most receiving yardage and best average among all Buccaneer receivers with 486 yards on 33 catches (14.7-yard average) and a long reception of 55 yards... Tied WR Reidel Anthony and TE Dave Moore for most receiving TDs with four... Finished in the top 20 among NFC receivers in third down catches with 16, including a TD... Average of 17.1 yards-per-catch in those third-down situations was most of all wideouts on that list... Excelled as Bucs' top punt returner with 46 returns for 597 yards (63-yard long) and one TD... Also finished second on team in kickoff returns with 15 for 277 yards (28-yard long)... Finished year ranked above all NFC punt returners in several categories, including most return yards (597), most yards in a single game (116 yards and one TD on six returns against Chicago 12/21), and most punts returned for scores (one-tied with San Francisco's Chuck Levy, Washington's Brian Mitchell, Dallas' Deion Sanders and New York Giants' Amani Toomer)... Punt return average of 13.0 ranked second in NFC and fourth in NFL... Got first start of NFL career at WR during victory

BUCS LONGEST PUNT RETURNS FOR TDs

Player	Yards	Opponent	Date
Jacquez Green	95 (TD)	at Green Bay	9/13/98
Karl Williams	88 (TD)	vs. Chicago	12/22/96
Karl Williams	84 (TD)	at Detroit	11/11/01
Vernon Turner	80 (TD)	vs. Detroit	10/2/94
Karl Williams	73 (TD)	vs. Buffalo	11/26/00

BUCS MOST PUNT RETURN YARDS IN A SINGLE GAME

Player	Yards	Opponent	Date
Karl Williams	116	at Detroit	11/11/01
Karl Williams	116	vs. Chicago	12/21/97
Karl Williams	109	at Minnesota	12/15/96

over San Francisco (8/31) and finished as leading receiver with three catches for 74 yards, including a career-best 55-yarder... Scored fourth-quarter, game-winning TD against Arizona (9/28), with a 31-yard reception on fourth-and-six that signaled the first TD catch of his career... Won NFC Special Teams Player of the Week honors after performance at Indianapolis (11/2), where he reeled in two passes for 30 yards and two TDs and helped set up two other Buc scores with third-best punt return day of career (three for 99 yards)... Started at WR against Green Bay (12/7) and amassed a career-best 87 yards on five catches... In finale against Chicago (12/21), returned punt 61 yards for a TD... Ended up returning six punts for a season-high 116 yards against Bears... Was also team's top receiver, reeling in four passes for 47 yards and one TD... Snared one 23-yard catch in wild card bout with Detroit (12/28) before bruising ribs and seeing limited playing time through rest of playoffs.

1996: Played in all 16 games after earning roster spot as a back-up receiver and special teamer... Finished the season with 22 receptions for 246 yards... Of 22 catches, 15 came on third down... Finished the season with 14 kickoff returns for 383 yards (27.4 avg.) and 13 punt returns for 274 yards (21.1 avg.)... 27.4 kickoff return avg. bested Charles Wilson's previous team high of 25.1 (1994); 21.1 punt return avg. shattered Courtney Hawkins' mark of 11.1 (1993)... Did not have enough PRs to qualify for league lead, but still posted fourth-highest average in NFL history among players with at least 12 returns... Garnered NFL Offensive Rookie of the Month and NFC Special Teams Player of the Month honors for December accomplishments which included two of the three longest punt returns in team history to that point... In 12/8 contest against Washington, nearly ran back first kickoff in team history on opening play of third quarter, returning it a season-best 63 yards... That runback was second-longest in team history to Vernon Turner's 77-yarder vs. Minnesota (10/30/94)... Set another team mark the following week against the Vikings (12/15) with 109 return yards on four punts, including a 72-yard bring-back... TD return of 88 yards against Chicago in the season finale (12/22) established a then-team record.

College: Led Texas A&M-Kingsville squad in receiving in 1994-95 seasons after earning junior college first-team All-America honors at Tyler (TX) Junior College in 1993... Posted 66 receptions for 1,190 yards and 10 TDs in two seasons with Javelinas while also returning 29

Williams' Career Statistics

YEAR	TEAM	RECEIVING						RUSHING					
		G-S	NO.	YDS.	AVG.	LG	TD	NO.	YDS.	AVG.	LG	TD	
1996	Tampa Bay	16-0	22	246	11.2	25	0	1	-3	-3.0	3	0	
1997	Tampa Bay	16-7	33	486	14.7	55	4	1	5	5.0	5	0	
1998	Tampa Bay	13-6	21	252	12.0	29t	1	0	0	0.0	0	0	
1999	Tampa Bay	13-4	21	176	8.4	14	0	0	0	0.0	0	0	
2000	Tampa Bay	13-0	2	35	17.5	27	0	0	0	0	0	0	
2001	Tampa Bay	15-3	24	314	13.1	42	1	0	0	0.0	0	0	
TOTALS		86-20	123	1,509	12.3	55	6	2	2	1.0	5	0	
PLAYOFFS		6-1	6	79	13.2	23	0	0	0	0.0	0	0	

YEAR	TEAM	KICKOFF RETURNS						PUNT RETURNS					
		G-S	NO.	YDS.	AVG.	LG	TD	NO.	YDS.	AVG.	LG	TD	
1996	Tampa Bay	16-0	14	383	27.4	63	0	13	274	21.1	88t	1	
1997	Tampa Bay	16-7	15	277	18.5	28	0	46	597	13.0	63	1	
1998	Tampa Bay	13-6	0	0	0.0	0	0	10	83	8.3	18	0	
1999	Tampa Bay	13-4	1	15	15.0	15	0	20	153	7.7	30	0	
2000	Tampa Bay	13-0	19	453	23.8	41	0	31	286	9.2	73t	1	
2001	Tampa Bay	15-3	2	35	17.5	22	0	35	366	10.5	84t	1	
TOTALS		86-20	51	1,163	22.8	63	0	155	1,759	11.3	88t	4	
PLAYOFFS		6-1	1	14	14.0	14	0	12	82	6.8	15	0	

Single-Game Highs

Receptions: 6, at Green Bay, 9/13/98

Receiving Yards: 87, vs Green Bay, 12/7/97

TDs: 2, at Indianapolis, 11/2/97

Punt Return Yards: 116, vs. Chicago, 12/21/97 and at Detroit, 11/11/01

Long Punt Return: 88t, vs. Chicago, 12/22/96

Long Kickoff Return: 63, vs. Washington, 12/8/96

VETERANS

punts for 182 yards (6.3 avg.)... Emerged as a deep threat for the Javelinas with an 18.0 yards-per-catch average... Also racked up 62 catches for 1,067 yards and seven TDs at Tyler... As a senior, earned All-Lone Star Conference honors after leading team with 34 receptions for 668 yards and seven scores... Also ran back 25 punts for 156 yards (6.2 avg.)... Helped Javelinas reach NCAA Division II semifinal game... In first season at Kingsville, snared a team-best 32 passes for 522 yards and three TDs as a junior... Returned four punts for 26 yards (6.5 avg.)... As a sophomore at Tyler, earned All-America accolades with 62 receptions for 1,067 yards and seven TDs... Averaged an outstanding 17.2 yards per reception.

Personal: Single, resides in Rowlett, Texas... Lettered in football and track at Garland (TX) High School... Born April 10, 1971 in Albion, Michigan.

Jerry Wunsch
TACKLE
HT: 6-6; WT: 339; BORN: 1/21/74
NFL: 6TH YEAR
ACQUIRED: D2, 1997
COLLEGE: WISCONSIN

Jerry invited 50 pediatric cancer patients to St. Petersburg Beach for a four-day beach weekend this past June as part of the second Circle of Friends Reunion trip. The trip reunited young cancer patients who have participated in the past two winter trips that Wunsch previously sponsored.

Quick

Stats

Pro: Outstanding competitor who has solidified the Buccaneers' right tackle position... Intelligent player who has developed into a solid run blocker... Re-signed to a five-year contract on April 10, 2001... Has manned the RT slot after being forced into duty in Week 4 of the 1999 season and has started every game since, a span of 45 consecutive starts... Seen action in 80 games with 46 starts... Has

also played in six playoff games with four starts... Just the third offensive lineman taken by Tampa Bay in the first two rounds over the last 10 drafts.

2001: Started all 16 games and one playoff contest at RT... Helped QB Brad Johnson establish four single-season records, including best completion percentage (60.8%) and most pass completions (340)... Part of offensive line that blocked for Pro Bowl FB Mike Alstott, who rushed for a career-high 10 TDs... Played role in allowing WR Keyshawn Johnson to set a club single-season mark with 106 receptions... Helped pave the way for season-high 177 yards rushing against Minnesota (10/28)... Helped Buccaneer QB Brad Johnson complete his first 14 pass attempts at Cincinnati (12/2)... Keyed an offensive attack which tied a single-game record with 48 points against New Orleans (12/23)... Helped hold Baltimore (12/29) without a sack.

2000: Started all 16 games and one playoff contest at RT... Helped pave way the way for a rushing attack to gain 140 yards and two touchdowns in season opener at New England (9/3)... Provided solid protection as the offense amassed 331 total yards and allowed no quarterback sacks at Detroit (9/17)... Helped the Bucs rush for 165 yards at Chicago (11/19)... Blocked for offense to rush for a club-record 250 yards against Dallas (12/3)... Helped Bucs gain nearly 450 yards in total offense in Monday Night win over St. Louis (12/18)... Started playoff game at Philadelphia (12/31), helping QB Shaun King pass for 171 yards on 17-of-31 passing.

1999: Played in all 16 regular season games, starting the final 13... Made second career start

at Minnesota (10/3) in place of T Jason Odom (back) and provided outstanding protection for QB Trent Dilfer, allowing the signal-caller to post his first 300-yard passing performance in 38 games... Helped open up running lanes for team season-high 173 rushing yards at Green Bay (10/10)... Helped offense chew up 9:38 of fourth quarter in 16-3 win at Seattle (11/28)... Provided solid pass-protection for rookie QB Shaun King to post career-highs in completions (23) attempts (37) and yards (297) in crucial division win over Lions (12/12).

1998: Played in all 16 regular season games and made his first professional start... Continued to excel in run-blocking situations, primarily substituting at right tackle... Helped Bucs' running game amass 2,148 yards, the second-best mark in team history... Opened the season starting at RT in place of Odom who had the flu prior to kickoff against Minnesota (9/6)... Against Chicago (9/20), saw extensive action at RT in the second half in place of injured starter Odom and helped Bucs rack up 157 rushing yards after the intermission... Again played most of second half at Jacksonville (11/15) after Odom suffered a leg injury and aided in Bucs' 343-yard offensive performance... Played only on special teams vs. Detroit (11/22), but returned to reserve tackle role in Bucs' consecutive wins at Chicago (11/29) and versus Green Bay (12/7).

1997: Played in all 16 games as backup to starting Odom and subbed in two playoff contests... Also contributed on PAT unit... Saw first NFL action in victory over San Francisco (8/31) and provided key blocking for Dilfer's fourth quarter TD pass to TE Dave Moore... Recovered fumble against Detroit (10/12) when Dilfer was sacked and the ball popped loose... Saw first career playoff action against Detroit (12/28) and helped fellow linemen block for 141-yard rushing effort... Drafted by Tampa Bay in the second round (37th overall) in 1997.

College: Helped four different Badger running backs crack the 1,000-yard barrier during his college tenure... Started final 36 collegiate games at RT... Redshirted in 1992... As a senior, earned first-team All-Big Ten honors after starting every game at RT and helping Badgers rack up 249.4 rushing yards per game... Was a second-team All-America selection by *Football News*... Chosen as team's offensive captain... Started all 12 games at RT in junior campaign and helped the team average a school-record 221.7 passing yards per game... Started every game at right tackle as a sophomore and helped pave the way for a Wisconsin offense that averaged 244.5 rushing yards per game... Key part of Wisconsin offense that rolled to amazing 632-yard total against Indiana... Backed up Joe Panos at RT during freshman campaign... Lined up in TE slot against UCLA in Rose Bowl, playing a season-high 17 snaps... Graduated with a bachelor's degree in history.

Personal: Married to Melissa; couple resides in St. Petersburg with sons Collin and Cade... Enjoys sports in general and lists fishing and hunting among his favorite activities... Jerry and Melissa are on the Board of Directors for Children's Cancer Center, a non-profit organization which plans and supervises outdoor activities for seriously ill children... Each of past six winters has taken pediatric cancer patients from the Tampa Bay area and other parts of the country to spend a weekend... A total of 32 kids made the trip during the 2000 offseason to his hometown of Wausau, Wisconsin... Rams DE Grant Wistrom joined with Wunsch on the 2001 and 2002 journeys... Participated in the 2002 Bucs Easter Egg Hunt... As a prep at West High School in Wassau, Wisconsin, was named to Parade's All-America squad and was an honorable mention to the team chosen by *USA Today*... Twice chosen the team's Most Valuable Lineman and was the squad's captain during senior campaign... Also lettered in basketball, averaging double figures in points and rebounds... Born Gerald Wunsch on January 21, 1974 in Eau Claire, Wisconsin.

Wunsch's Career Statistics

GAMES/STARTS: 1997: 16/0 (P: 2/0), 1998: 16/1, 1999: 16/13 (P: 2/2); 2000: 16/16 (P: 1/1), 2001: 16/16 (P: 1/1)
5 -YEAR TOTALS: 80/46 (P: 6/4).

Ellis Wymms

DEFENSIVE END

HT: 6-3; WT: 279; BORN: 4/12/79

NFL: 2ND YEAR

ACQUIRED: D6B, 2001

COLLEGE: MISSISSIPPI STATE



Ellis, a versatile lineman who can play both the tackle and end positions, was Tampa Bay's latest NFL Draft selection (sixth round, 183rd overall) to secure a roster spot in 2001.

Quick

Slants

Pro: Came on strong as a rookie in a reserve role for one of the NFL's most talented defensive lines... Has great versatility and is capable of playing both the tackle and end positions... Has a knack for putting pressure on the QB... Selected by Tampa Bay in the sixth round (183rd overall) of the 2001 NFL Draft.

2001: Played in four games (at Detroit, vs.

New Orleans, vs. Baltimore and vs. Philadelphia) and also saw action in playoff contest... Finished with seven tackles on the year... Dressed but did not play at Dallas (9/9), at Minnesota (9/30), at Green Bay (10/7), at Tennessee (10/14) and at Green Bay (11/4)... Made NFL debut at Detroit (11/11) and contributed one tackle... Played backup role against New Orleans (12/23) with career-high three tackles... Saw action against Baltimore (12/29)... Backed up on the defensive line with three tackles, tying his career-high, against Philadelphia (1/6)... Came off the bench in playoff game at Philadelphia (1/12).

College: Collected 120 career tackles (69 solo), 18 tackles for losses and 10 sacks in 40 career games for the Bulldogs... Appeared in nine games as a senior, making a career-high eight starts... Racked up a career-high 43 tackles (25 solo), three sacks, two fumble recoveries and one forced fumble... Tied for the team lead with 11 tackles for losses... Named a second-team Super Sleeper and All-Southeastern Conference selection by The Sports Xchange... Played in 11 games as a junior in 1999... Was the Bulldogs' top defensive reserve, posting 42 tackles and a career-best five sacks... Played in a career-high 12 games as a sophomore, starting one contest... Had 26 tackles and one sack... Responded with six tackles in first career start at Oklahoma State... Appeared in eight games as a freshman in 1997, adding nine tackles... Majored in technology/education.

Personal: Earned all-state first-team honors at Gentry High School in Indianola, Mississippi... Named to the "Best of the Rest" squad by the Jackson Clarion Ledger... Recorded 124 career tackles and seven sacks as a senior... Born Ellis Rashad Wymms on April 12, 1979 in Indianola, Mississippi.

Milton Wynn


WIDE RECEIVER

HT: 6-3; WT: 207; BORN: 9/21/78

NFL: 2ND YEAR

ACQUIRED: W(STL), 2001

COLLEGE: WASHINGTON STATE



Pro: Big, physical receiver who has displayed explosive quickness off the line of scrimmage... Displayed great playmaking ability in limited action during his rookie campaign... Claimed off waivers from the St. Louis Rams on September 3, 2001... Originally entered the NFL as a fourth-round draft selection (116th overall) of the Rams in 2001... Concluded collegiate career at Washington State with 55 receptions for 984 yards (17.9 avg.) and five touchdowns.

2001: Claimed off waivers from St. Louis on September 3... Named an inactive in each of the first 15 games... Made NFL debut against Philadelphia (1/6) with four catches for a team-high 69 yards, including a 36-yard scamper on the third play of the game... Declared inactive for playoff game at Philadelphia (1/12).

College: Led the Cougars with 53 receptions for 964 yards (18.5 avg.) and five touchdowns as a senior... Finished fourth on the school's single-season receiving list with 964 yards... Earned All-Pac 10 Conference first team honors by The Sports Xchange... Added two carries for 32 yards and one touchdown... As a junior, appeared in one game before being sidelined with a fractured finger during his first season at Washington State... Failed in his attempt to be granted an additional year of eligibility... Suffered three fractures in his finger during punt blocking drills in practice... Was an All-Western State Conference first-team selection at Los Angeles Valley (Calif.) Junior College in 1998... Hauled in 44 passes for 751 yards (17.3 avg.) and seven touchdowns... Did not play football in 1997... Also lettered in basketball and track... Lettered as a flanker at Bakersfield (Calif.) Community College in 1996... Majored in psychology at Washington State.

Personal: Single... Lettered twice in football and basketball, adding four letters in track at Antelope Valley High School in Lancaster, Calif.... Led the team to the CIF Division II football title as a junior... Received All-Golden League honors after hauling in 19 receptions for 312 yards and seven touchdowns as a senior... Was also an All-Golden League selection in basketball... Was a member of the Buccaneers' Rookie Club in 2001, which made several community appearances during the year... Born Milton Thomas Wynn on September 21, 1978 in Mission Hills, California.

In his NFL debut against the Philadelphia Eagles last January, Milton had four receptions for a team-high 69 yards.

Quick

Slams

Todd Yoder

TIGHT END

HT: 6-4; WT: 250; BORN: 3/18/78

NFL: 3RD YEAR

ACQUIRED: FA, 2000

COLLEGE: VANDERBILT



Todd's wife, Susan, played for the Tampa Tempest, a women's professional football team, this past spring.

Quick

Slants

Pro: Solid blocking tight end who has made an immediate impact on special teams in his first two NFL seasons... Was the lone free agent to make Tampa Bay's squad in 2000... Has played in 25 games with one start... Also has played in a pair of playoff contests... Boasts five career receptions for 49 yards (9.8 avg.), as well as 20 special teams tackles... Recorded first career NFL touchdown at Cincinnati (12/2/01).

2001: Played in all 16 games with one start (vs. Philadelphia)... Also played in playoff contest... Posted four receptions for 48 yards (12.0 avg.)... Added 12 special teams tackles, tied for fourth on the squad, an 11-yard return of a blocked punt for a touchdown (at Cincinnati, 12/2) and a blocked punt (vs. Baltimore, 12/29)... One special teams stop at Minnesota (9/30) and at Tennessee (10/14)... Notched two special teams tackles and saw limited time at TE against Minnesota (10/28)... Played on special teams at Green Bay (11/4) before leaving the game due to a mild concussion... Played biggest game of his career at Cincinnati (12/2), picking up CB Ronde Barber's blocked punt in the second quarter and rumbling in from 11 yards out for his first career score... Also caught first pass of the season for four yards in the third quarter... Came through again against Detroit (12/9) with key 24-yard reception in the second quarter... Totaled two special teams stops against New Orleans (12/23)... Played huge role against Baltimore (12/29) on special teams with a blocked punt that led to a field goal and added one special teams tackle... Earned NFC Special Teams Player of the Week honors for his efforts... Started first game of his career against Philadelphia (1/6) and posted two catches for 20 yards and one special teams tackle... Backed up at TE with one reception for five yards in playoff game at Philadelphia (1/12).

2000: Played in nine games as a backup at tight end and on special teams... Also saw action off the bench in playoff contest... Notched one reception for one yard on the year... Also tallied eight special teams tackles... Made NFL debut against Chicago (9/10) and grabbed first career reception for one yard... Added one special teams tackle at Minnesota (10/9)... Had one special teams stop against St. Louis (12/18)... Notched one special teams tackle in playoff game at Philadelphia (12/31).

College: Four-year letterman at Vanderbilt... Posted 80 career receptions for 1,267 yards and eight TDs... Caught 25 passes for 361 yards and two scores as a senior... Named to the SEC's Goodworks Team as a junior... Finished second on the team with 21 receptions during his sophomore season... Named to freshman All-SEC after leading the Commodores in receiving with 21 catches for 471 yards and three TDs... First collegiate catch was a 50-yard TD reception versus Notre Dame... Graduated with a B.S. in chemistry.

Personal: Married to Susan... Earned all-state honors as a RB his senior year at New Palestine (IN) High School after playing WR as a junior and sophomore... Rushed for 1,219 yards and caught 14 passes for 12 TDs as a senior... Earned 10 prep letters in football, basketball and track... Participated in the 2002 Bucs Easter Egg Hunt... Born March 18, 1978 in New Palestine, Indiana.

Yoder's Career Statistics

YEAR	TEAM	G-S	NO.	RECEIVING				ST TACKLES		
				YDS.	AVG.	LG	TD	S	A	T
2000	Tampa Bay	9-0	1	1	1.0	1	0	4	4	8
2001	Tampa Bay	16-1	4	48	12.0	24	0	9	3	12
TOTALS		25-1	5	49	9.8	24	0	13	7	20
PLAYOFFS		2-0	1	5	5.0	5	0	1	0	1

Additional Stats

Other Touchdowns: 1, 11-yd. return of a blocked punt at Cincinnati, 12/2/01

2002 Numerical Roster

No.	Name	Pos.	No.	Name	Pos.	No.	Name	Pos.
1	Joe Hamilton	QB	39	Mike Cerimele	FB	72	Roman Oben	T
3	Eddie Hardaway	WR	40	Mike Alstott	FB	73	Marcus Jenkins	DE
4	Marquise Walker	WR	41	Ken Walker	FB	74	Kyle Kipps	DE
6	David Leaverton	P	43	Jameel Cook	FB	75	Todd Washington	C/G
7	Martin Gramatica	K	44	Zain Gilmore	RB	76	Brian Gruber	T
8	Aaron Lockett	WR	45	Ryan Nece	LB	77	Kerry Jenkins	G
9	Tom Tupa	P	47	John Lynch	S	78	Marcus Jones	DE
10	Shaun King	QB	48	Damian Vaughn	TE	79	Tommie Townsend	DT
11	Rob Johnson	QB	49	Tracey Wistrom	TE	80	Todd Yoder	TE
14	Brad Johnson	QB	50	Joe Todd	LB	81	Marco Battaglia	TE
15	Jermale Kelly	WR	51	Alshermond Singleton	LB	82	Darryl Daniel	WR
18	Mike Solwold	LS	52	Nate Webster	LB	83	Joe Jurevicius	WR
19	Keyshawn Johnson	WR	53	Shelton Quarles	LB	83	Keith Poole	WR
20	Ronde Barber	CB	54	Jamal White	LB	84	E.G. Green	WR
21	Markese Fitzgerald	CB	55	Derrick Brooks	LB	85	Ken Dilger	TE
22	David Gibson	S	56	Eugene McCaslin	LB	86	Karl Williams	WR
23	Corey Chamblin	CB	57	Chris Jones	LB	87	Keenan McCardell	WR
25	Brian Kelly	CB	58	Jack Golden	LB	87	Frank Murphy	WR
26	Dwight Smith	CB	59	Justin Smith	LB	88	Milton Wynn	WR
27	Aaron Stecker	RB	60	Cosey Coleman	G	89	Mike Roberg	TE
29	Byron Hanspard	RB	61	Zack Quaccia	C/G	90	Buck Gurley	DT
30	Anthony Midget	CB	62	Jeff Christy	C	91	Chartric Darby	DT
31	Tim Wansley	CB	64	Howard Duncan	G	92	Anthony McFarland	DT
32	Michael Pittman	RB	65	Russ Hochstein	G	93	Ron Warner	DE
33	Jermaine Phillips	S	66	Kendell Mack	G	94	Greg Spires	DE
34	Dexter Jackson	S	67	Kenyatta Walker	T	95	John Stamper	DE
35	Corey Ivy	CB	68	Shane Grice	G	96	Ellis Wymms	DE
36	Travis Stephens	RB	69	Pete Pierson	T	97	Simeon Rice	DE
37	Glenn Sumter	S	70	Mike Mackenzie	DT	98	Corey Smith	DE
38	John Howell	S	71	Jerry Wunsch	T	99	Warren Sapp	DT

2002 Pronunciation Guide

PLAYERS

Mike Alstott All-stot
 Ronde Barber RON-day
 Marco Battaglia buh-TAG-lee-uh
 Chartric Darby Char-trick
 Ken Dilger dil-gurr
 Zain Gilmore zah-EEN

Martin Gramatica Mar-TEEN
 Russ Hochstein hoke-stine
 Joe Jurevicius jur-uh-VISH-hiss
 David Leaverton lev-er-ton
 Keenan McCardell mah-CAR-dell
 Ryan Nece niece

Pete Pierson peer-son
 Zack Quaccia kwah-sha
 Simeon Rice Sim-ee-on
 Alshermond Singleton Al-she-mond
 Ellis Wymms whims

COACHES

Richard Bisaccia bi-sach-ee-ah

2002 Alphabetical Roster

No.	Name	Pos.	Ht.	Wt.	Birthdate	NFL Exp.	College	HS Hometown	How Acq.
40	Alstott, Mike	FB	6-1	248	12/21/73	7	Purdue	Joliet, IL	D2-'96
20	Barber, Ronde	CB	5-10	184	4/7/75	6	Virginia	Roanoke, VA	D3b-'97
81	Battaglia, Marco	TE	6-3	249	1/25/73	7	Rutgers	Queens, NY	UFA(WAS)-02
55	Brooks, Derrick	LB	6-0	235	4/18/73	8	Florida State	Pensacola, FL	D1b-'95
39	Cerimele, Mike	FB	5-9	245	11/28/77	1	Penn State	Allentown, PA	FA-'02
23	Chamblin, Corey	CB	5-10	189	5/29/77	2	Tennessee Tech	Birmingham, AL	FA-'02
62	Christy, Jeff	C	6-2	285	2/3/69	10	Pittsburgh	Freeport, PA	UFA(MIN)-00
60	Coleman, Cosey	G	6-4	322	10/27/78	3	Tennessee	Clarkston, GA	D2-'00
43	Cook, Jameel	FB	5-10	237	2/8/79	2	Illinois	Miami, FL	D6a-'01
82	Daniel, Darryl	WR	5-11	190	1/24/76	1	Syracuse	Lancaster, PA	FA-'01
91	Darby, Chartric	DT	6-0	270	10/22/75	2	South Carolina State	North, SC	FA-'00
85	Dilger, Ken	TE	6-5	250	2/2/71	8	Illinois	Mariah Hill, IN	UFA(IND)-02
64	Duncan, Howard	G	6-4	324	11/15/80	R	Oklahoma	Kansas City, KS	FA-'02
21	Fitzgerald, Markese	CB	5-10	184	4/25/79	R	Miami (FL)	St. Petersburg, FL	FA-'02
22	Gibson, David	S	6-1	210	11/5/77	3	Southern California	Santa Ana, CA	D6-'00
44	Gilmore, Zain	RB	6-0	215	10/30/79	R	Missouri	Tampa, FL	FA-'02
58	Golden, Jack	LB	6-1	240	1/28/77	3	Oklahoma State	Harvey, IL	W(NYG)-02
7	Gramatica, Martin	K	5-8	170	11/27/75	4	Kansas State	LaBelle, FL	D3-'99
84	Green, E.G.	WR	5-11	188	6/28/75	4	Florida State	Ft. Walton Beach, FL	FA-'02
68	Grice, Sharie	G	6-1	307	12/20/76	2	Mississippi	Shannon, MS	FA-'01
76	Gruber, Brian	T	6-7	316	10/10/77	1	Vanderbilt	Houston, TX	FA-'01
90	Gurley, Buck	DT	6-2	295	4/7/78	1	Florida	Tallahassee, FL	FA-'02
1	Hamilton, Joe	QB	5-10	190	3/13/77	3	Georgia Tech	Alvin, SC	D7-'00
29	Hanspard, Byron	RB	5-10	200	1/23/76	4	Texas Tech	Desoto, TX	FA-'02
3	Hardaway, Eddie	WR	6-1	195	10/7/77	1	C.W. Post	Amityville, NY	FA-'01
65	Hochstein, Russ	G	6-4	300	10/7/77	2	Nebraska	Hartington, NE	D5-'01
38	Howell, John	S	5-11	204	4/28/78	2	Colorado State	Mullen, NE	D4-'01
35	Ivy, Corey	CB	5-8	183	3/29/77	1	Oklahoma	Moore, OK	FA-'01
34	Jackson, Dexter	S	6-1	203	7/28/77	4	Florida State	Quincy, FL	D4-'99
77	Jenkins, Kerry	G	6-5	305	9/6/73	5	Troy State	Tuscaloosa, AL	FA-'02
73	Jenkins, Marcus	G	6-4	302	9/12/75	1	Central Florida	St. Petersburg, FL	FA-'02
14	Johnson, Brad	QB	6-5	226	9/13/68	11	Florida State	Black Mountain, NC	UFA(WAS)-01
19	Johnson, Keyshawn	WR	6-4	212	7/22/72	7	Southern California	Los Angeles, CA	T(NYJ)-00
11	Johnson, Rob	QB	6-4	212	3/18/73	8	Southern California	El Toro, CA	FA-'02
57	Jones, Chris	LB	5-10	229	9/30/76	2	Clemson	Monroe, GA	FA-'02
78	Jones, Marcus	DE	6-6	278	8/15/73	7	North Carolina	Jacksonville, NC	D1b-'96
83	Jurevicius, Joe	WR	6-5	230	12/23/74	5	Penn State	Mentor Lake, OH	UFA(NYG)-02
25	Kelly, Brian	CB	5-11	193	1/14/76	5	Southern California	Aurora, CO	D2b-'98
15	Kelly, Jermale	WR	6-2	200	6/14/77	1	South Carolina	Greenville, SC	FA-'02
10	King, Shaun	QB	6-0	225	5/29/77	4	Tulane	St. Petersburg, FL	D2-'99
74	Kippis, Kyle	DE	6-4	261	10/10/78	R	Louisiana State	Lafayette, LA	FA-'02
6	Leaverton, David	P	6-4	210	4/1/78	1	Tennessee	Midland, TX	T(NYJ)-02
8	Lockett, Aaron	WR	5-7	155	9/6/78	R	Kansas State	Tulsa, OK	D7c-'02
47	Lynch, John	S	6-2	220	9/25/71	10	Stanford	Solana Beach, CA	D3-'93
66	Mack, Kendall	G	6-4	322	7/18/75	2	Auburn	Pineville, SC	FA-'00
70	Mackenzie, Mike	DT	6-2	269	3/16/78	1	Colorado State	Miami, FL	FA-'01
87	McCardell, Keenan	WR	6-1	191	1/6/70	11	Nevada-Las Vegas	Houston, TX	FA-'02
56	McCaslin, Eugene	LB	6-1	228	7/12/77	1	Florida	Tampa, FL	FA-'01

2002 Alphabetical Roster (continued)

No.	Name	Pos.	Ht.	Wt.	Birthdate	NFL Exp.	College	HS Hometown	How Acq.
92	McFarland, Anthony	DT	6-0	300	12/18/77	4	Louisiana State	Winnsboro, LA	D1-'99
30	Midget, Anthony	CB	5-11	193	2/22/78	1	Virginia Tech	Clewiston, FL	FA-'01
87	Murphy, Frank	WR	6-0	206	2/11/77	2	Kansas State	Callahan, FL	FA-'00
45	Nece, Ryan	LB	6-3	224	2/24/79	R	UCLA	San Bernardino, CA	FA-'02
72	Oben, Roman	T	6-4	305	10/9/72	7	Louisville	Washington, DC	FA-'02
33	Phillips, Jermaine	S	6-1	214	3/27/79	R	Georgia	Roswell, GA	D5-'02
69	Pierson, Pete	T	6-5	315	2/4/71	8	Washington	Portland, OR	D5-'94
32	Pittman, Michael	RB	6-0	218	8/14/75	5	Fresno State	San Diego, CA	UFA(AZ)-'02
83	Poole, Keith	WR	6-0	193	6/18/74	6	Arizona State	Clovis, CA	FA-'02
61	Quaccia, Zack	C/G	6-4	309	4/20/79	R	Stanford	Oakdale, CA	D7d-'02
53	Quarles, Shelton	LB	6-1	225	9/11/71	6	Vanderbilt	Whites Creek, TN	FA-'97
97	Rice, Simeon	DE	6-5	268	2/24/74	7	Illinois	Chicago, IL	UFA(AZ)-'01
89	Roberg, Mike	TE	6-4	263	9/18/77	1	Idaho	Spokane, WA	FA-'01
99	Sapp, Warren	DT	6-2	303	12/19/72	8	Miami (FL)	Apopka, FL	D1a-'95
51	Singleton, Alshermond	LB	6-2	228	8/7/75	6	Temple	Irvington, NJ	D4-'97
98	Smith, Corey	DE	6-2	250	11/2/79	R	North Carolina State	Richmond, VA	FA-'02
26	Smith, Dwight	CB	5-10	201	8/13/78	2	Akron	Detroit, MI	D3-'01
59	Smith, Justin	LB	6-0	218	6/5/79	R	Indiana	Indianapolis, IN	FA-'02
18	Solwold, Mike	LS	6-6	244	9/30/77	2	Wisconsin	Hartland, WI	FA-'02
94	Spires, Greg	DE	6-1	265	8/12/74	5	Florida State	Cape Coral, FL	UFA(CLE)-'02
95	Stamper, John	DE	6-4	265	8/30/78	R	South Carolina	Andrews, SC	D6-'02
27	Stecker, Aaron	RB	5-10	205	11/13/75	3	Western Illinois	Green Bay, WI	FA-'00
36	Stephens, Travis	RB	5-8	194	6/26/78	R	Tennessee	Clarksville, TN	D4-'02
37	Sumter, Glenn	S	6-2	207	2/22/80	R	Memphis	Detroit, MI	FA-'02
50	Todd, Joe	LB	6-0	225	4/17/79	1	Hofstra	Mansfield, MA	FA-'02
79	Townsend, Tommie	DT	6-3	294	1/8/79	R	Arizona State	Las Vegas, NV	FA-'02
9	Tupa, Tom	P	6-4	225	2/6/66	14	Ohio State	Cleveland, OH	FA-'02
48	Vaughn, Damian	TE	6-4	252	6/14/75	1	Miami (OH)	Orrville, OH	FA-'02
41	Walker, Ken	FB	6-1	230	4/14/79	R	Washington	Honolulu, HI	FA-'02
67	Walker, Kenyatta	T	6-5	302	2/1/79	2	Florida	Meridian, MS	D1-'01
4	Walker, Marquise	WR	6-2	219	12/11/78	R	Michigan	Syracuse, NY	D3-'02
31	Wansley, Tim	CB	5-8	180	11/11/78	R	Georgia	Buford, GA	D7a-'02
93	Warner, Ron	DE	6-2	265	9/26/75	2	Kansas	Independence, KS	FA-'01
75	Washington, Todd	C/G	6-3	310	7/19/76	5	Virginia Tech	Melfa, VA	D4-'98
52	Webster, Nate	LB	6-0	230	11/29/77	3	Miami (FL)	Miami, FL	D3-'00
54	White, Jamal	LB	6-3	223	9/12/80	R	Kentucky	Cincinnati, OH	FA-'02
86	Williams, Karl	WR	5-10	177	4/10/71	7	Texas A&M-Kingsville	Garland, TX	FA-'96
49	Wistrom, Tracey	TE	6-4	245	8/28/78	R	Nebraska	Webb City, MO	D7b-'02
71	Wunsch, Jerry	T	6-6	339	1/21/74	6	Wisconsin	Wausau, WI	D2-'97
96	Wyms, Ellis	DE	6-3	279	4/12/79	2	Mississippi State	Indianola, MS	D6b-'01
88	Wynn, Milton	WR	6-3	207	9/21/78	2	Washington State	Lancaster, CA	W(STL)-'01
80	Yoder, Todd	TE	6-4	250	3/18/78	3	Vanderbilt	New Palestine, IN	FA-'00

Head Coach: Jon Gruden

Assistant Coaches: Joe Barry (linebackers), Jeremy Bates (offensive quality control), Richard Bisaccia (special teams), Michael Christianson (asst. offensive line/offensive quality control), Monte Kiffin (defensive coordinator), Richard Mann (wide receivers), Rod Marinelli (assistant head coach/defensive line), Mike Morris (asst. strength & conditioning), Raheem Morris (defensive quality control), Bill Muir (offensive coordinator/offensive line), Johnny Parker (strength & conditioning), Stan Parrish (quarterbacks), Mike Tomlin (defensive backs), Art Valero (tight ends), Kirby Wilson (running backs), Mark Arteaga (asst. to head coach-football operations)

VETERANS

Career Statistics

All-Time Record:

	W-L-T:	148-255-1
	BUCCANEERS	OPPONENTS
TOTAL FIRST DOWNS	6736	7481
Rushing	2368	2912
Passing	3795	4045
Penalty	573	524
3rd Down: Made/Att.	1,950/5,306 36.8%	2,221/5,624 39.5%
4th Down: Made/Att.	140/303 46.2%	139/254 54.7%
TOTAL NET YARDS	114,769	128,532
Avg. Per Game	284.1	318.1
Total Plays	24,901	25,882
Avg. Per Play	4.6	5.0
NET YARDS RUSHING	43,256	50,410
Avg. Per Game	107.1	124.8
Total Rushes	11,640	12,613
Yards per Carry	3.7	4.0
NET YARDS PASSING	71,513	78,122
Avg. Per Game	177.0	193.4
Avg. Per Play	4.6	5.0
NET YARDS RUSHING	43,256	50,410
Avg. Per Game	107.1	124.8
Total Rushes	11,640	12,613
Yards per Carry	3.7	4.0
NET YARDS PASSING	71,513	78,122
Avg. Per Game	177.0	193.4
Sacked	1022	858
Yards Lost	7,714	5,965
Gross Yards	79,227	84,087
Attempts	12,239	12,411
Completions	7,065	7,216
Completion Pct.	57.7	58.1
Had Intercepted	540	467
PENALTIES/YARDS	2,392/19,846	2,575/19,962
FUMBLES/FUMBLES LOST	700/382	773/396
TOUCHDOWNS	764	973
Rushing	281	429
Passing	420	459
Returns	63	85

SCORING	TD	R	P	Rt	PAT	2P	FG	S	PTS
Gramatica	0	0	0	0	95-95	0	78-95	0	329
Alstott	50	40	10	0	0-0	2	0-0	0	304
Johnson, K.	41	1	40	0	0-0	0	0-0	0	246
McCardell	38	0	38	0	0-0	0	0-0	0	228
Dilger	18	0	18	0	0-0	0	0-0	0	108
Pittman	13	11	2	0	0-0	0	0-0	0	78
Poole	11	0	11	0	0-0	0	0-0	0	66
Williams	9	0	6	3	0-0	0	0-0	0	54
Johnson, B.	8	7	1	0	0-0	0	0-0	0	48
King	5	5	0	0	0-0	2	0-0	0	34
Jurevicius	5	0	5	0	0-0	0	0-0	0	30
Barber	4	0	0	4	0-0	0	0-0	0	24
Johnson, B.	4	4	0	0	0-0	0	0-0	0	24
Battaglia	2	0	2	0	0-0	0	0-0	0	12
Green	2	0	2	0	0-0	0	0-0	0	12
Hanspard	2	1	1	0	0-0	0	0-0	0	12
Stecker	2	1	1	0	0-0	0	0-0	0	12
Brooks	1	0	0	1	0-0	0	0-0	0	6
Kelly	1	0	0	1	0-0	0	0-0	0	6
Murphy	1	0	1	0	0-0	0	0-0	0	6
Quarles	1	0	0	1	0-0	0	0-0	0	6
Sapp	1	0	0	1	0-0	0	0-0	0	6
Singleton	1	0	0	1	0-0	0	0-0	0	6
Yoder	1	0	0	1	0-0	0	0-0	0	6

PUNTING	No	Yds	Avg	Net	TB	In20	Lg	Bk
Tupa	591	25,872	43.8	37.0	74	163	73	1

PUNT RETURNS	Ret	FC	Yds	Avg	Lg	TD
Williams	155	63	1,759	11.3	88t	4
Barber	1	0	23	23.0	23t	1
Jackson	0	0	18	—	18	0
Yoder	1	0	0	0.0	0	0

PASSING	Att	Comp	Yds	Cmp%	Yds/Att	TD	TD%	INT	INT%	Lg	Sack/Lost	Rating
Johnson, R.	698	426	5,166	61.0	7.40	29	4.2	20	2.9	74t	116/689	85.7
Johnson, B.	2,380	1,466	16,379	61.6	6.88	92	3.9	68	2.9	82	140/918	83.1
King	605	343	3,854	56.7	6.37	25	4.1	18	3.0	75	51/347	77.2
Tupa	505	259	3,340	51.3	6.61	12	2.4	24	4.8	77t	n/a	60.5
Alstott	2	0	0	0.0	0.00	0	0.0	0	0.0	0	0/0	39.6
Gramatica	1	0	0	0.0	0.00	0	0.0	0	0.0	0	0/0	39.6
Hamilton	0	0	0	—	—	0	—	0	—	0	1/1	—

RUSHING	No	Yds	Avg	Lg	TD
Alstott	1,025	3,982	3.9	47t	40
Pittman	518	1,945	3.8	58t	11
Johnson, R.	123	783	6.4	32	4
Hanspard	189	718	3.8	77	1
Johnson, B.	179	442	2.5	28	7
King	96	379	3.9	19	5
Stecker	36	103	2.9	17	1
Johnson, K.	9	71	7.9	35t	1
Lynch	1	40	40.0	40	0
Cook	2	2	1.0	2	0
Williams	2	2	1.0	5	0
Hamilton	1	-2	-2.0	-2	0


RECEIVING	No	Yds	Avg	Lg	TD
McCardell	579	7,526	13.0	67t	38
Johnson, K.	482	6,248	13.0	65	40
Dilger	261	3,181	12.2	51	18
Alstott	185	1,450	7.8	29	10
Pittman	131	1,039	7.9	46	2
Williams	123	1,509	12.3	55	6
Jurevicius	102	1,442	14.1	71	5
Poole	96	1,734	18.1	82t	11
Battaglia	71	660	9.3	34	2
Green	54	665	12.3	50	2
Cook	17	89	5.2	16	0
Hanspard	16	146	9.1	34	1
Stecker	11	116	10.5	35t	1
Murphy	8	71	8.9	20	1
Yoder	5	49	9.8	24	0
Wynn	4	69	17.3	36	0
Johnson, B.	1	3	3.0	3t	1

KICKOFF RETURNS	Ret	Yds	Avg	Lg	TD
Williams	51	1,163	22.8	63	0
Stecker	38	922	24.3	86	0
Murphy	22	469	21.3	39	0
Smith	16	355	22.2	45	0
Alstott	4	41	10.3	19	0
Washington	1	22	22.0	22	0

INTERCEPTIONS	No	Yds	Avg	Lg	TD
Lynch	18	182	10.1	36	0
Barber	16	259	16.2	56	2
Brooks	12	204	17.0	53	1
Jackson	4	42	10.5	29	0
Kelly	3	39	13.0	26	1
Quarles	2	103	51.5	98t	1
Singleton	1	7	7.0	7	0
Sapp	1	5	5.0	5t	1
Rice	1	0	0.0	0	0

DEFENSE	S	A	TT	SACK	FF	FR	PD
Brooks	766	341	1,107	5.5	12	3	71
Lynch	464	318	782	5.5	7	7	55
Sapp	236	152	388	64.5	13	7	14
Barber	226	107	333	10.5	4	2	82
Rice	217	111	328	62.5	14	7	26
Quarles	114	107	221	5.0	1	4	10
Kelly	115	95	170	1.5	0	3	43
Jones	93	64	157	24.0	2	3	5
McFarland	74	63	137	11.0	2	1	2
Jackson, D.	72	37	109	2.5	2	0	16
Singleton	65	43	108	1.5	1	0	6
Webster	52	33	85	0.0	0	0	5
Spire	60	19	79	13.5	2	4	5
Howell	15	11	26	0.0	0	0	0
Gibson	7	5	12	0.0	0	0	0
Darby	5	3	8	2.0	0	1	0
Wynn	2	5	7	0.0	0	0	0
Ivy	3	3	6	0.0	0	0	0
Smith	4	1	5	0.0	0	1	3
Warner	2	2	4	0.0	0	0	0

Rookies



2002 Draft Choices

RD.NO.	PLAYER	POS.	HT.	WT.	BIRTHDATE	COLLEGE	
3	4	Marquise Walker	WR	6-2	219	12/11/78	Michigan
4	36	Travis Stephens	RB	5-8	194	6/26/78	Tennessee
5	33	Jermaine Phillips	S	6-1	214	3/27/79	Georgia
6	95	John Stamper	DE	6-4	265	8/30/78	South Carolina
7	31	Tim Wansley	CB	5-8	180	11/11/78	Georgia
7	49	Tracey Wistrom	TE	6-4	245	8/28/78	Nebraska
7	8	Aaron Lockett	WR	5-7	155	9/6/78	Kansas State
7	61	Zack Quaccia	C/G	6-4	309	4/20/79	Stanford

Marquise Walker
WIDE RECEIVER
 HT: 6-2; WT: 219; BORN: 12/11/78
 DRAFT: 3, 86TH
 COLLEGE: MICHIGAN

College: Well-built athlete with excellent quickness and body control... Very smooth route runner who uses his size well to get off the press...Recipient of the 2001 Bo Schembechler Most Valuable Player Award winner at Michigan... Set a school career record with at least one reception in 36 straight games... Ranked seventh on the all-time record chart with 17 touchdown catches...Holds the Wolverines' career-records with 176 receptions, topping the previous marks of 161 catches by Anthony Carter (1979-82)... His 2,269 yards receiving is topped only by Carter (3,076), Amani Toomer (2,657, 1992-95) and David Terrell (2,317, 1998-2000) in school annals... Majored in fine art.

2001: All-American first-team selection by the American Football Coaches Association, earning second-team honors from *The NFL Draft Report* and *The Sporting News*... Team MVP and semi-finalist for the Biletnikoff Award (nation's top receiver)... Consensus All-Big Ten Conference first-team pick...Started every game at flanker, setting school season-records with 86 receptions for 1,143 yards (13.3 avg.) and 11 touchdowns... Topped the previous marks of 76 catches by Jack Clancy (1966) and 1130 yards by David Terrell (2000)... Only Terrell (14 in 2000), Anthony Carter (14 in 1980) and Desmond Howard (19 in 1991) had more touchdown catches in a season for the Wolverines... Gained 29 yards on four reverses (7.3 avg.) and completed one of two passes for 51 yards... Added 206 yards on 23 punt returns (9.0 avg.)... Recorded a pair of blocked punts on special teams... Averaged 114.8 all-purpose yards per game... Set another school season-record with six 100-yard receiving performances... Blocked a punt for a safety, returned a punt 15 yards and caught a school game-record 15 passes for 159 yards, including five and 20-yard touchdowns, against Washington... Matched his school game-record with 15 receptions against Ohio State.

2000: All-Big Ten Conference honorable mention by the league's coaches and media... Appeared in every game, starting seven contests at flanker... Second on the team with 49 receptions for 699 yards (14.3 avg.) and four touchdowns... Blocked a punt for a 41-yard

touchdown return and made an assisted tackle... Reeled in four catches for 100 yards against Auburn in the Citrus Bowl.

1999: Played in every game as a reserve flanker, catching 37 passes for 396 yards (10.7 avg.) and a pair of touchdowns... Also blocked a punt for a 23-yard return... Had a season-high seven receptions for 75 yards against Michigan State.

1998: Earned school Athletic-Academic Achievement honors... Played in every game, catching four passes for 31 yards (7.8 avg.)... Also recorded a tackle... First career reception for 18 yards against Notre Dame.

Personal: Attended Henninger (Syracuse, N.Y.) High... Four-year starter who was the first sophomore to be named first-team All-State in New York prep history... Team went 32-4 during his last three years... Accumulated an all-time New York state record 181 receptions for 3,352 yards during his career... Hauled in 35 touchdown passes during his career... Also carried the ball 55 times for 506 yards and five touchdowns, and notched 200 tackles and 14 interceptions... Caught 80 passes for 1,191 yards and 13 touchdowns as a senior... First-Team USA Today All-American and rated the best wide receiver in the Eastern region by PrepStar... Considered the nation's No. 3 overall player and the top receiver by SuperPrep... Rated the nation's 13th best overall player and the No. 2 receiver by Prep Football Report... Parade All-American... All-State selection as a sophomore, junior and senior... First-team All-League selection in basketball as a junior, while averaging 15 points and six rebounds per game... Born Marquise Walker on December 11, 1978 in Syracuse, New York.



College: Tough inside runner who moves well through traffic... Has good balance and stays in control as he weaves through pile... Unheralded athlete who was a career backup with the likes of Travis Henry, Shawn Bryson and Jamal Lewis playing in front of him before emerging as a finalist for the Doak Walker Award and setting Tennessee's single-season rushing mark as a senior... Finished his career with 488 carries for 2,336 yards (4.8 avg.) and 21 touchdowns... His 2,336 yards rank eighth on the school's career-record list while his 488 carries rank sixth... Majored in human resources.

2001: Finalist for Doak Walker Award, which is given to the nation's top running back... Named All-American first-team by the Football Writers Association of America, CNN.com and the Associated Press, adding second-team honors from *The NFL Draft Report*, *The Sporting News* and *Football News*... Named All-Southeastern Conference first-team by both the league's coaches and Associated Press... Gained 1,464 yards during the season to establish a single-season rushing record... Carried the ball 291 times, which was also a Tennessee single-season record... Averaged 122 yards a game to lead the Southeastern Conference... Had two 200-yard rushing games... Earned SEC Player of the Week honors for those two performances (Florida and Arkansas)... Made 19 catches for 169 yards (8.9 avg.) and a score... Averaged 136.1 all-purpose yards per game... Ran for over 100 yards five times... Tied a school record with 41 carries, good for 206 yards and a three-yard touchdown, against Arkansas... Rushed for a career-high 226 yards on 19 carries with two touchdowns at Florida.

ROOKIES

2000: Played in 11 games behind starting tailback Travis Henry... Second on the team with 81 carries for 359 yards (4.4 avg.) and seven touchdowns... Caught six passes for 28 yards... Rushed for a season-high 93 yards on five carries with an 80-yard touchdown against Kentucky.

1999: Was redshirted.

1998: Played in every game, starting at tailback vs. Georgia, Alabama, South Carolina and Alabama-Birmingham... Finished third on the team with 107 carries for 477 yards (4.5 avg.) and four touchdowns... Made two catches for three yards (1.5 avg.) and returned eight kick-offs for 169 yards (21.1 avg.)... Rushed for 107 yards on 20 carries against Georgia.

1997: Appeared in seven games, seeing limited action... Carried nine times for 36 yards (4.0 avg.).

Personal: Three-year starter at wingback and tailback on offense and linebacker and safety on defense at Northeast (Clarksville, Tenn.) High... All-State and Class 5A Midstate Player of the Year as a junior... Rushed for a school record 2,550 yards and 23 touchdowns as a junior... Also managed 87 tackles and two interceptions from the free safety position... As a senior, rushed for 991 yards and eight touchdowns... Named Class 5A Mr. Football his junior year... Born Travis Tremaine Stephens on June 26, 1978 in Clarksville, Tennessee.



College: Consummate team player who began his collegiate career as a wide receiver before shifting to the defensive backfield as a junior... Outstanding athlete who was a quarterback in college, a receiver earlier in his Georgia career and then manned the strong safety position... Also played on the school's basketball team... Totaled 181 tackles (113 solos) with five interceptions, 14 pass deflections and six forced fumbles while starting 19 games for the Bulldogs' defensive unit... Majored in sports studies/health and physical education.

2001: All-American Dream Team (best prospect at each position) and All-Southeastern Conference first-team selection by The National Sports Bureau, adding All-SEC honorable mention from the Associated Press... Recipient of the Coaches Leadership Award, the Vince Dooley Most Valuable Player of the Year Award and the Vincent & Barbara Dooley Endowed Scholarship... Voted team defensive captain... Started every game at strong safety, finishing second on the team with 80 tackles (46 solos), including three stops for losses of eight yards... Led the team with four forced fumbles and also recovered another... Led the Bulldogs with three interceptions for 89 yards in returns with a touchdown and deflected seven passes... Scored on an 82-yard interception return against Ole Miss... Closed out his career with a team-high 12 tackles vs. Boston College in the Music City Bowl.

2000: Recipient of the Dan M. Post Endowed Scholarship... Played in every game with seven starts at free safety and one at strong safety... Finished third on the team with a career-high 85 tackles (56 solos)... Added 12 tackles (nine solos) on special teams... Caused two fumbles and deflected seven passes... Also had a pair of interceptions... Career-high 14 tackles against Georgia Southern.

1999: Appeared in 11 games, starting vs. South Carolina, Kentucky and Auburn at split end... Caught 18 passes for 235 yards (13.1 avg.) and a touchdown... Led the team with 11 special team tackles (seven solos)... Picked up 61 yards on four receptions against Auburn.

1998: Listed third on depth chart at split end... Played on special teams... Recorded five tackles (four solos).

1997: Redshirted as a freshman.

Personal: Two-year starter on both sides of the ball at Roswell (Ga.) High... Class AAAA All-State first-team and Georgia Top 50 pick by the Atlanta Journal-Constitution... Georgia Sports Writers Association All-State honorable mention choice... 1996 first-team All Area and Area Player of the Year... As a quarterback, threw 31 passes for 600 yards and five touchdowns and also rushed 11 times for an average of 10 yards per carry and two touchdowns... Also amassed 121 tackles, recovered three fumbles and had four interceptions, two of which were returned for touchdowns... Named to the 1996 Fox Sports South All-South second-team... Invited to play in the 1997 Georgia-Florida All-Star Game... Born Jermaine Phillips on March 27, 1979 in Roswell, Georgia.



College: Has great agility for his position, making plays in pursuit... Boasts explosive initial burst and long arms to seal off the outside rush... Registered 103 tackles with five quarterback sacks and 12 stops behind the line of scrimmage during his career... Majored in criminal justice.

2001: Super Sleeper Team selection by *The NFL Draft Report*... Started at left defensive end... Recorded 37 tackles (25 solos) with three sacks for minus-12 yards and four stops for losses of 17 yards... Credited with four quarterback pressures (three resulted in interceptions) ... Recovered a fumble and deflected a pass... Notched seven solo tackles and one sack against Tennessee.

2000: Reserve defensive end, recording 12 tackles (8 solos) with a four-yard sack and three stops for losses of 11 yards... Recovered a fumble and had a pair of quarterback pressures.

1999: Played in eight games at defensive end... Recorded six tackles (four solos) with two stops for losses of 10 yards.

1998: Appeared in every game, starting at LDE vs. Arkansas, LDT vs. Vanderbilt and RE vs. Tennessee... Recorded a career-high 48 tackles (18 solos) with two sacks for minus-25 yards and five stops for losses of 40 yards... Caused a fumble and blocked a kick... Also had three quarterback pressures.

Personal: Super Prep All-American selection, rated the 10th-best prospect in the state and 27th in the country as a senior defensive lineman at Andrews (S.C.) High... Competed as a running back, linebacker, defensive end and offensive lineman... Rated the fifth-best tight end prospect in the Atlantic Coast region by Prep Star... Added All-Conference, All-Region and team Most Valuable Player honors... Selected "Toast of the Coast" All-Star... Born John Stamper on August 30, 1978 in Andrews, South Carolina.

Tim Wansley

CORNERBACK

HT: 5-8; WT: 180; BORN: 11/11/78

DRAFT: 7A, 233RD

COLLEGE: GEORGIA



College: Mainstay in the Bulldogs secondary and also excelled as a gunner on special teams... Started 25 of 43 games, finishing with 181 tackles (134 solos), nine interceptions, four forced fumbles and 29 pass deflections... Majored in arts and sciences.

2001: Started the first 10 games at right cornerback, earning All-Southeastern Conference first-team honors from The Associated Press and league's coaches... Recorded 69 tackles (60 solos) with nine pass deflections, two interceptions and three forced fumbles... Tallied nine combined tackles and his third career interception return (28 yards) for a touchdown against Georgia Tech.

2000: Named to the All-SEC first team by the SEC Coaches and to the All-SEC second team by The Associated Press and *The Sporting News*... Named to the 2000 All-SEC team by College Sports Central... Started all year at right cornerback, recording a career-high 71 tackles (41 solos) with two stops for minus-10 yards and a forced fumble... Deflected 12 passes... Had six interceptions, becoming the second player in school annals to return two interceptions for touchdowns in the same season (the other was Jake Scott, 1968)... Named SEC Defensive Player of the Week for performance against Vanderbilt (career-high 12 tackles, returned an interception 62 yards for a TD and also returned a blocked extra-point attempt 86 yards for a two-point conversion).

1999: Played in every game, starting three contests at left cornerback... Finished with 30 tackles (25 solos), seven pass deflections and a fumble recovery... Notched 11 tackles vs. Georgia Tech... Recorded eight tackles, one pass breakup, and one tackle for loss in Georgia's 28-25 come-from-behind overtime victory over Purdue in the Outback Bowl, the biggest comeback in bowl history (from 0-25 deficit) and the first major sporting event of the 21st century (11:07 a.m., Jan. 1, 2000).

1998: Reserve cornerback, seeing most of his action on special teams... Recorded 11 tackles (8 solos) with an interception and a pass breakup.

Personal: Attended Buford (Ga.) High... *USA Today* All-USA Honorable Mention... Named Class A First Team All-State by the *Atlanta Journal-Constitution* and the Georgia Sports Writers Association as a junior and senior... Completed 208 of 396 career pass attempts for 3,687 yards and 44 TDs... Rushed 198 times in his career for 1,447 yards and 32 touchdowns... Added 990 career return yards for five more TDs... Recorded 6,124 yards total offense with 81 touchdowns in his four years as starting quarterback... On defense, finished his career with 12 interceptions... Four-year letterman in track... Class A State Champion in 100m (10.7) and runner up in the long jump... Four-year starter in basketball... Selected to play in 1998 Georgia-Florida All-Star Game... Born Tim Wansley on November 11, 1978 in Buford, Georgia.

Tracey Wistrom

TIGHT END

HT: 6-4; WT: 245; BORN: 8/28/78

DRAFT: 7B, 250TH

COLLEGE: NEBRASKA



College: A sure-handed pass catcher and strong blocker... Exhibits a strong work ethic... A two-time John Mackey Award (top tight end in the country) semifinalist... Also excelled in the classroom, garnering numerous academic honors... Finished his career as the school record-holder for tight ends with 1,150 yards receiving... His 58 receptions ranked second in school annals among the tight ends... Played in 45 games, making 24 starts... Majored in secondary education/mathematics.

2001: Verizon/CoSIDA Academic All-American and All-District VII first-team choice... Added All-American third-team honors from the Associated Press and *The Sporting News*... Semi-finalist for the John Mackey Award... Team offensive captain... Third-team All-Big 12 Conference selection by the league's coaches... Started 11 games, catching a career-high 21 passes for 323 yards (15.4 avg.) and a pair of touchdowns.

2000: First-team All-Big 12 Conference performer on the field and in the classroom... Earned third-team All-American honors from the Associated Press and *College Football News*... Semi-finalist for the John Mackey Tight End Award... Had 19 catches for 314 yards (16.5 avg.) and led the team with five touchdowns... Tied a school single-game record with three touchdowns against Iowa.

1999: Academic All-Big 12 Conference selection... Consensus All-Big 12 first-team choice... Played in 11 games, starting three contests... Caught 16 passes for 429 yards (26.8 avg., which led the conference) and a pair of touchdowns... His 26.8-yard average set a school season-record... Caught two passes for 102 yards and a career-long 70-yard score against California.

1998: Appeared in 12 games, starting vs. Iowa State... Finished with two catches for 84 yards (42.0 avg.)

Personal: Played tight end and outside linebacker earning All-American honors by The National Recruiting Advisor and SuperPrep at Webb City (Mo.) High... Had 48 catches as a senior for 768 yards and 13 touchdowns... Also had 128 tackles, four quarterback sacks, two interceptions and three fumble recoveries... Member of the National Honor Society and a member of the High Steps Program... Also lettered twice in basketball and three times in baseball, earning All-District and All-Conference honors, respectively... Volunteered with "I've Got Heart," American Education Week, "School is Cool" Jam, and is a three-year member of the Unity Council... Brother, Grant, was a two-time All-American rush end, a two-time academic All-American and won the 1997 Lombardi Award... Grant was a first-round draft pick by St. Louis in 1998 and won a World Championship Super Bowl ring with the Rams in 2000... Born Tracey Wistrom on August 28, 1978 in Webb City, Missouri.

Aaron Lockett

WIDE RECEIVER

HT: 5-7; WT: 155; BORN: 9/6/78

DRAFT: 7C, 254TH

COLLEGE: KANSAS STATE



College: Speedy wide receiver who is also an excellent kick returner... Only player in school history to gain more than 4,000 all-purpose yards (4,023), ranking fifth on the Big 12 Conference's all-time record list... Ranked second on the school's career-record chart with 845 yards in punt returns, third with 137 receptions for 2,400 yards and fourth with 14 touchdown catches and seven 100-yard receiving games... Added 69 yards on 15 carries (4.6 avg.) and 709 yards on 28 kickoff returns (25.3 avg.) during his career... Also excelled in track, qualifying for the 1998 NCAA Indoor Championships in the 60 meters (6.71)... Majored in marketing.

2001: All-American honorable mention by *The NFL Draft Report* and *CNN/SI* as a return specialist... All-Big 12 Conference second-team choice by the league's coaches... Semi-finalist for the Mosi Tatupu Award, given to the top special teams performer in the country... Earned Big 12 Player of the Week honors vs. New Mexico State (returned a kickoff 97 yards for a touchdown)... Team captain... Started every game at split end... Caught 24 passes for 357 yards (14.9 avg.) and three touchdowns... Returned 32 punts for 344 yards (10.8 avg.) and 14 kickoffs for 397 yards (28.4 avg.) and a score... His 28.4-yard average ranked 10th in the nation... Averaged 100.2 all-purpose yards per game.

2000: Second-team All-American selection as a return specialist by *BCSFootball.com*... All-Big 12 Conference first-team choice (consensus) and shared team Special Teams Player of the Year honors with kicker Jamie Rheem... Led the nation and set a school season-record with 22 punt returns for 501 yards (22.8 avg.)... His three punt returns for touchdowns were one shy of the KSU and NCAA Division I-A record of four, set by Allen in 1998... Caught 36 passes for 584 yards (16.2 avg.) and a pair of touchdowns... Gained 62 yards on seven reverses (8.9 avg.) and 312 yards on 14 kickoff returns (22.3 avg.)... Averaged a team-high 112.2 all-purpose yards per game.

1999: Second-team All-Big 12 Conference selection by the league's coaches and the Kansas City Star... Started every game at split end, making 33 catches for 531 yards (16.1 avg.) and three touchdowns.

1998: Freshman All-American selection by *The Sporting News* and *Football News*... Played in every game, earning six starts at flanker... Set a school season-record for freshman with 44 receptions for 928 yards (21.1 avg.) and six touchdowns... His 928 yards broke his brother, Kevin's KSU frosh record of 770 yards, set in 1993.

1997: Redshirted as a freshman.

Personal: Attended Booker T. Washington (Tulsa, Okla.) High... Earned All-State honors from Tulsa World, Daily Oklahoman and Oklahoma Coaches Association in 1996... PrepStar All-American choice... Totaled more than 650 yards receiving with eight touchdowns in 1996... Also had eight interceptions on defense... Ran on the state champion 4x100-meter relay team in 1994... Ran a 10.3 100 meters en route to winning state title in 1997... Lettered four years in football, four years in track and three years in basketball... An accomplished rap singer who produced a CD while in high school called "Strange State of OK"... Goes by the stage name of "Strange"... Featured on NCAA Football television show "The Slant" for his rapping ability... Brother, Kevin, is a wide receiver who played for the Washington Redskins in 2001 and ended

his K-State career as the school's career receiving leader in catches and yardage, as well as the all-time Big Eight Conference leader in receptions... Born Aaron Lockett on September 6, 1978 in Tulsa, Oklahoma.



College: Three-year starter who has seen time at both center and offensive guard... Possesses a great work ethic and a very competitive spirit... Physical and aggressive player who started 31 games during his career... Majored in history.

2001: All-Pac 10 Conference second-team selection... Registered 69 knockdown blocks while starting every game at center... Called blocking assignments upfront as the offensive line allowed 23 quarterback sacks while the team averaged 451.5 yards per game.

2000: Started the first five games and the UCLA contest at center ... Started vs. Arizona State and California at left guard ... Posted 38 knockdowns as the offense averaged 375.7 yards per game.

1999: Starting guard in all 12 games... Helped Stanford finish second in the conference in fewest sacks allowed.

1998: Came on to establish himself as one of the team's top young offensive linemen... Played in all 11 games in a reserve role at center and guard... Received increased playing time as the season progressed.

1997: Redshirted as a freshman.

Personal: Two-way starter for Oakdale (Calif.) High his final three seasons... Started at offensive guard for three years and defensive tackle for two years... Started at middle linebacker as a sophomore... All-Far West Region selection by SuperPrep... All-State and All-District pick as a guard his senior season... Schutt Academic All-America selection... Named first-team All-League on offense and defense as a senior... Competed on his high school's wrestling team in the heavyweight division for two years... Also played two years of baseball... Brother, Luke, played baseball at Stanford from 1996-97... Born Zack Quaccia on April 20, 1979 in Oakdale, California.

FREE AGENTS

MIKE CERIMELE #39 FB • 5-11 • 245 • 11/28/77 Penn State



Pro: Signed as a free agent on April 23, 2002... Two stints with the Detroit Lions (from January 8 to April 1, 2002 and from August 8 to August 27, 2001)... Released by Washington on August 6, 2001... Originally signed as an undrafted free agent with the Redskins on April 25, 2001.

College: Three-year starter at fullback at Penn State... Rushed for 461 yards and 11 touchdowns and caught 36 passes for 311 yards and two scores during his career... Played in the Blue-Gray Game and the Senior Bowl... Co-captain his senior season as he rushed for 47 yards on 22 carries and had nine catches for 61 yards... Rushed for two touchdowns in his first game as a starter, coming against Southern Miss... Rushed for 261 yards and a team-high eight touchdowns as a junior... Majored in telecommunications.

Personal: First-team All-State selection as a senior at Allentown Central Catholic High School (PA)... Rushed for a school-record 1,244 yards and added 14 touchdowns... SuperPrep and Blue Chip Illustrated All-American... Born Michael F. Cerimele, Jr. on November 28, 1977 in Allentown, Pennsylvania.

DARRYL DANIEL #82 WR • 5-11 • 190 • 1/24/76 Syracuse



Pro: Re-signed with Tampa Bay as a free agent on January 28, 2002... Signed to the Buccaneers' practice squad on October 24, 2001, where he spent the remainder of the 2001 season... Spent the majority of the 2000 season and the first month of the 2001 season on the Carolina Panthers' practice squad before waived on 10/10/01... Originally signed to the Panthers' practice squad on 8/31/00 and was released on 9/20/00... Was re-signed to the practice squad two weeks later on October 4, 2000 before being released on November 8, 2000... Was being re-signed a third time (11/22/00) to the team's practice squad... Was signed to the Minnesota Vikings' practice squad on 1/2/00 and spent the final regular season game with the club... Was allocated by the Vikings to the NFL Europe League and played for the Amsterdam Admirals in the 2000 offseason... Hauled in 16 passes for 248 yards (15.5 avg.)... Was released by the Vikings during training camp on 8/29/00... Originally entered the NFL as an

undrafted free agent with the Detroit Lions in 1999.

2001: Spent half of the 2001 season on Carolina's practice squad before being signed to Tampa Bay's practice squad on October 24, where he spent the remainder of the season.

2000: Waived by Minnesota on August 29 before being signed to Carolina's practice squad on August 31... Released from the practice roster on September 20, but was re-signed two weeks later (10/4)... Released again on November 8 before being re-signed to the practice squad on November 22... Was allocated by the Vikings to the NFL Europe League and played for the Amsterdam Admirals in the offseason... Notched 16 receptions for 248 yards (15.5 avg.).

1999: Originally signed by the Detroit Lions as a rookie free agent before being signed to the Minnesota Vikings practice squad on January 2, 2000... Spent final regular season contest on active roster.

College: Was a two-year letterman at Syracuse, posting 45 receptions for 608 yards and four touchdowns... As a senior in 1998, finished second among the Orangemen receivers with 22 receptions for 263 yards after recording 16 catches for 218 yards and one touchdown as a junior... Added seven receptions for 127 yards and a career-high three touchdowns as a sophomore, including three catches for a career-high 80 yards and two scores against Miami... Saw limited action as a wide receiver and on special teams as a freshman in 1995.

Personal: Earned Super-Prep All-Northeast Team honors as a senior at Conestoga Valley High School in Lancaster, PA... Posted 50 catches for 864 yards and 16 touchdowns as a senior... Reeled in 75 receptions for 995 yards and 10 scores as a junior... Born on January 24, 1976 in Lancaster, Pennsylvania.

HOWARD DUNCAN #64 G • 6-4 • 324 • 11/15/80 Oklahoma



Pro: Signed as an undrafted free agent on April 22, 2002.

College: Started all 23 games at Oklahoma after transferring from Butler County Community College... Played mostly left guard but also saw time at right tackle throughout his career... In 2001, played left guard before spending the final five games at right tackle... In 2000, played in every game, with the final 10 at left guard... First-team All-NJCAA, Grid-Wire and PrepStar All-American at Butler CC... Majored in management.

Personal: Moved from Liberia in 1990... Played two seasons of high school football... First-team All-State as a senior... Born Howard Grant Duncan, III on November 15, 1980 in Bong Mines, Liberia.

MARKESE FITZGERALD #21
CB • 5-10 • 184 • 4/25/79
Miami (FL)

Pro: Signed as an undrafted free agent on April 22, 2002.

College: Four-year letterman at Miami, where he played in 48 games, starting 15 of those contests... Career totals include 119 tackles (71 solo), five interceptions, three sacks, 24 pass breakups, four forced fumbles and one fumble recovery... Won the Hurricane's Hard Hitter Award, as voted upon by his teammates... As a redshirt senior, finished 11th on the squad in tackles... Also intercepted two passes and broke up an additional seven as a part of the 2001 National Championship team... Made four tackles, forced one fumble, broke up a pass and scooped up a blocked punt and returned it for a touchdown in Miami's 49-27 victory at Florida State in 2001... Made two tackles, forced a fumble and broke up one pass in 2002 Rose Bowl victory over Nebraska... In 2000, played in every game, totaling 16 tackles, including one tackle for loss... Two interceptions as a redshirt junior, with an additional 10 pass breakups... Also blocked one punt (vs. Washington)... Played in eight games, with four starts as a redshirt sophomore... Totaled 31 tackles (16 solo), including one tackle for loss... One interception, one pass breakup and one forced fumble in 1999... As a redshirt freshman, played in 11 games, with nine starts... 34 tackles (19 solo)... Tallied five pass breakups... Also had one fumble recovery... Played in one game (Arizona State) as a true freshman in 1997... Received medical redshirt after sustaining foot injury... majored in sociology.

Personal: One of the top high school players in the state of Florida at Dixie Hollins... PrepStar and SuperPrep magazine's All-American... Class 5A first-team All-State selection... Amassed 110 tackles, five interceptions and four sacks his senior campaign... Named team MVP as a senior, leading Dixie Hollins to an 8-3 record... Saw action at defensive back, linebacker, running back and wide receiver during his high school career... Also returned kicks... Totaled 21 career interceptions... Played in Florida-Georgia All-Star game... Born Markese Demetrius Fitzgerald on April 25, 1979 in St. Petersburg, Florida.



ZAIN GILMORE #44
RB • 6-0 • 215 • 10/30/79
Missouri

Pro: Signed as an undrafted free agent on April 22, 2002.

College: Finished career at Missouri as the 11th leading rusher in school history with 1,808 yards... Played in 10 games as a senior, starting one... Rushed 90 times for 347 yards (3.9 avg.)... Rushed for one touchdown and caught one touchdown in 2001... The Tigers leading rusher in 2000 with 632 yards on 139 carries (4.5 avg.)... Scored a team-high seven touchdowns... Two games over 100 yards rushing... Carried the ball 28 times for a career-high 169 yards and a touchdown versus Oklahoma State... As a sophomore, was the team's leading rusher (764 yards) despite starting only two games in 1999... Carried the ball 188 times that season for a 4.1 yards per carry average, scoring six touchdowns... As a true freshman, carried the ball 17 times for 64 yards... Majored in general agriculture.

Personal: Florida's "Mr. Football" at Robinson High School in Tampa, Florida... Rushed for 4,228 yards and 58 touchdowns in his career... Four-year starter who also played linebacker and safety... As a senior, rushed for 2,322 yards and 31 touchdowns... Cousin is NFL wide receiver Torrance Small... His first name (Zain), of African origin, means "beautiful and nice" and middle name is Jabbaar, which means "huge and powerful"... Born Zain Jabbaar Gilmore on October 30, 1979 in Tampa, Florida.



BRIAN GRUBER #76
T • 6-7 • 316 • 10/10/77
Vanderbilt

Pro: Signed as a free agent on January 28, 2002... Originally signed with Tampa Bay as an undrafted free agent on April 23, 2001... Spent the final seven weeks of the 2001 regular season on the Bucs' practice squad.

2001: Released (injury settlement) by Tampa Bay on August 29... Signed to the practice squad on November 23 and spent the remainder of the season on the practice roster.

College: Was second-team All-SEC in 2000... Played in every game during his career (44), starting the last 33... Played left tackle his junior and senior seasons after playing left guard as a freshman and sophomore... A tough pass protector with quick feet and good hand usage... Graded out at 92 percent in his



FREE AGENTS

senior season with 50 knockdowns... Redshirted his first year at Vanderbilt... Majored in human and organizational development.

Personal: Texas all-state performer... Did not allow a sack in his two-year varsity career... Played both ways in football and also started on the basketball team, averaging 10 points per game and nine rebounds... Born October 10, 1977 in Houston, Texas.

BUCK GURLEY #90
DT • 6-2 • 295 • 4/7/78
Florida

Pro: Signed on March 7, 2002... Spent two days on the Chicago Bears' practice squad (August 31-September 1, 2001) after being waived by the Miami Dolphins at the end of the preseason in 2001... Entered the league on April 26, 2001 as an undrafted free agent with the Dolphins.

College: Appeared in 39 regular season games, starting 20, in his four-year career with the Gators... Posted 84 career tackles, including five for losses and 2.5 sacks... Played in 10 of 12 games, and the Sugar Bowl, as a senior in 2000, including four starts... Recorded 25 tackles, with one tackle for loss and one fumble recovery... Started all 12 regular season games and the Citrus Bowl as a junior in 1999... Totaled 33 tackles, with three tackles behind the line, one quarterback sack, three fumble recoveries and two pass deflections... As a sophomore, appeared in seven regular season games with two starts, and the Orange Bowl... 16 tackles, with 1.5 sacks and two tackles behind the line in 1998... Played in 10 of 11 regular season games, and the Citrus Bowl as a redshirt freshman in 1997, totaling 13 tackles... Also lettered in track while in college... Majored in traveling and tourism.

Personal: Married to Alisha, couple has two daughters, Dajane and Moriah... A Consensus prep All-America... First-team *USA Today* All-America... Gatorade Circle of Champions Player of the Year for the state of Florida... Registered 83 tackles (51 solo) with seven tackles for loss as a middle linebacker... Premier prep track standout in the shot put and the discus... Born Sheddrick Gurley on April 7, 1978 in Quincy, Florida.



EDDIE HARDAWAY #3
WR • 6-1 • 195 • 10/7/77
C.W. Post

Pro: Signed with Tampa Bay on April 1, 2002... Signed with Tampa Bay as a free agent on January 3, 2001 before being released on July 25, 2001... Was in the Cincinnati Bengals camp prior to the 2000 season... Spent this past off-season with NFL Europe's Rhein Fire... Originally signed a free agent contract with Cincinnati on April 24, 2000.

College: Played collegiately at C.W. Post, where he posted career totals of 74 receptions for 1,320 yards (17.8 avg.) with 11 TDs... Added 196 rushing yards on 36 carries (5.4 avg.) with five TDs... Averaged 18.3 yards per catch (36 receptions for 658 yards) in 1999 as a senior... Had 14 catches for 315 yards (22.5 avg.) in his junior season... Grabbed 23 passes for 320 yards as a sophomore and had one catch for a 27-yard score on the final play of the regular season as a freshman... His ability to escape tacklers was featured on an ESPN "Hidden Video" segment... Majored in social work.

Personal: Born Eddie Joseph Hardaway on October 7, 1977 in Amityville, New York.

COREY IVY #35
C • 5-8 • 183 • 3/29/77
Oklahoma

Pro: Re-signed as a free agent on January 28, 2002... Signed as a free agent with Tampa Bay on June 4, 2001 before being released on September 2, 2001... Was signed to the practice squad the following day, where he remained until he was signed to the active roster (11/10/01)... Was again released on December 4, 2001 before being re-signed to the practice squad (11/5/01)... Spent the remainder of the 2001 season on Tampa Bay's practice roster... Spent the 2001 offseason with the NFL's Chicago Enforcers... Signed with the Cleveland Browns (7/12/00) but was released during training camp (8/27/00)... Spent the 2000 and 2002 offseasons with NFL Europe's Frankfurt Galaxy... Led the Galaxy with three interceptions and 10 passes defended... Tied for second on the club with 35 tackles... Had a brief stint on New England's practice squad in 1999... Originally entered the NFL as an undrafted free agent with the Patriots on May 13, 1999.

2001: Played in one game (at Detroit)... Spent the first eight weeks of the season on



the practice squad before being signed to the active roster on November 10... Notched six tackles in NFL debut at Detroit (11/11)... Was declared inactive vs. Chicago (11/18), at St. Louis (12/26) and at Cincinnati (12/2)... Released on December 4, but was re-signed to the practice squad on December 5... Spent the final five weeks of the regular season on the practice roster.

College: Two-year letterman at Oklahoma... Totaled 69 tackles, four interceptions and nine passes defended for the Sooners... Added one blocked extra point and returned another for a safety... Two-year starter at Northeastern Oklahoma A&M... Amassed 52 tackles, three interceptions and a team-leading 18 passes defended in his final season... Also posted a 51-yard punt return for a touchdown... Majored in sociology.

Personal: Earned district MVP and all-state honors at Moore (OK) High School as a senior... Started at tailback and cornerback... Rushed for 1,614 yards and 21 touchdowns as a senior... Also lettered in track... Born Corey Terrell Ivy on March 29, 1977 in St. Louis, Missouri.

MARCUS JENKINS #73
G • 6-4 • 302 • 9/12/75
Central Florida



Pro: Signed as a free agent on May 2, 2002... Had two stints on the Seattle's practice squad in 2000 (Sept. 7th - Oct. 18th and Feb. 22nd - Sept. 5th)... Released on January 10, 2000 by the New England Patriots... Signed to the Patriots practice squad on September 8, 1999... Waived by the Pittsburgh Steelers on September 5, 1999... Originally signed as an undrafted free agent by the Steelers in 1999.

College: Three-year letterman at Central Florida... First-team All-Independent selection by *Football News* in 1998... Started 30 games during his career... Graded out at 80 percent or better in 10-of-11 games in 1998... Started every game of 1997 and eight games in 1996... Moved to offensive line in the fall of 1995 after moving from the defensive line the previous spring... Majored in computer science.

Personal: Graduated for St. Petersburg's Gibbs High School... Also lettered in track... Born Marcus Benjamin Jenkins on September 12, 1975 in St. Petersburg, Florida.

JERMALE KELLY #15
WR • 6-2 • 200 • 6/14/77
South Carolina



Pro: Signed as a free agent on January 28, 2002... Spent the 2002 offseason with NFL Europe's Rhein Fire... Played in World Bowl X for the Fire... Had four receptions for 38 yards on the year... Signed as a free agent with the Carolina Panthers prior to the 2001 season, but was waived on August 28, 2001.

2001: Signed as a free agent with the Carolina Panthers, but was waived prior to the season.

College: Tied for first all-time at South Carolina in touchdown catches and ranks fourth all-time in receptions and receiving yards... Led the team in catches in three of those four years and finished his college career with 153 receptions for 2,179 yards and 19 touchdowns... Team-high 42 receptions for 640 yards and four TDs as a senior in 2000... Notched a team-best 24 catches for 366 yards and one touchdown as a junior... Posted 44 receptions for 555 yards and four TDs as a sophomore in 1998... Led the Gamecocks with 43 catches for 618 yards and a team-high 10 touchdowns as a redshirt freshman in 1997... Redshirted with a knee injury as a freshman in 1996.

Personal: Was named South Carolina's Mr. Football in 1995 after ending his career at Berea High School as the state's second all-time leader with 187 catches... Born Gowan Jermale Kelly on June 14, 1977 in Greenville, South Carolina.

KYLE KIPPS #74
DE • 6-4 • 261 • 10/10/78
LSU



Pro: Signed as an undrafted free agent on May 30, 2002.

College: Four-year letterman who split his time at LSU between tight end and defensive end... The starter at tight end over the first 13 games of his career before having his sophomore season cut short due to injury... Switched to defensive end his junior year and started 14 of 23 games over the next two seasons... Started seven of 12 games his senior season as LSU won the SEC championship in 2001... Totaled 29 tackles (16 solo) with five tackles for loss and two sacks... As a junior, totaled 24 tackles, with four tackles for loss and one sack... Started three games at tight end before a back injury ended his sophomore season after three games... Caught four

FREE AGENTS

passes for 45 yards and one touchdown in 1999... As a freshman, named to the All-SEC Freshmen team... Started all 10 games he played in, totaling 16 receptions for 180 yards and three touchdowns... Named to the 2000 SEC Academic Honor Roll... Majored in marketing.

Personal: All-State selection at Comeaux High as he recorded 34 receptions for 553 yards and three touchdowns as a senior... Added 130 tackles and seven sacks on defense... Father is a collegiate assistant football coach... Born Kyle Allen Kipps on October 10, 1978 in Richmond, Virginia.

DAVID LEAVERTON #6

P • 6-4 • 210 • 4/1/78

Tennessee

Pro: Acquired in a trade from the New York Jets in exchange for Jonathan Pittman on April 23, 2002... Signed with the Jets as a free agent on February 14, 2002... Second punter selected in the 2001 draft (5th round, 142nd overall) and first punter ever chosen by Jacksonville in a draft... Possesses a strong leg and also has the ability to kick off... Good directional punter who can also hold on placekicks... Released by the Jaguars on September 2, 2001... Signed to New England's practice squad on October 22, 2001 and was subsequently released by the Patriots on October 27, 2001.

College: Punted 180 times (third-most in school annals) at Tennessee for 7,311 yards... 40.6 career average ranks seventh in school history... Semi-finalist his senior season for the Ray Guy Award, given annually to the nation's top punter... Punted 59 times for 2,415 yards (40.9 average) in 2000... Only 31 of his 59 punts were returned and 20 punts were downed inside the 20-yard line... Punted 57 times for 2,427 yards and a career-high 42.6-yard average as a junior in 1999... 17 of his punts were downed inside the 20 and only 28 were returned... 18 of his 43 kickoffs went for touchbacks... Career-long 71-yard punt vs. UCLA in 1997... Four-time Academic all-Southeastern Conference choice... Earned a degree in logistics and a degree in marketing.

Personal: First-team USA Today all-American selection and first-team all-state as a senior at Midland (TX) High School... Averaged 43.1 yards per punt on 46 kicks... Hit on seven of eight field goal attempts as a senior, including a 62-yarder... 70 percent of his kickoffs were touchbacks and he never missed a field goal inside 40 yards... Born David Browder Leaverton on April 1, 1978 in Midland, Texas.



MIKE MACKENZIE #70

DT • 6-2 • 269 • 3/16/78

Colorado State

Pro: Signed with Tampa Bay on March 25... Signed as an undrafted free agent with the Tampa Bay Buccaneers on April 23, 2001... Released (injury settlement) on August 28, 2001... Did not play in 2001.

College: Four-year letterman at Colorado State who posted 98 career tackles and four sacks... Racked up a career-high 36 tackles and two passes defended as a senior... Had 30 tackles, seven tackles for loss and two sacks as a junior... Recorded 14 tackles and one sack as a sophomore... Saw action in a career-high 12 games as a freshman... Added 18 tackles and one sack... Majored in health and exercise science.

Personal: Three-year starter as an offensive and defensive lineman at Miami Springs High School... Was a two-time all-conference selection... Also named to the Dade County all-star team... Born Michael Pearson Mackenzie on March 16, 1978 in Miami, Florida.



EUGENE McCASLIN #56

LB • 6-1 • 228 • 7/12/77

Florida

Pro: Signed as a free agent on February 5, 2002... Was allocated to NFL Europe's Amsterdam Admirals this offseason, but suffered a knee injury during NFL's training camp... Originally entered the NFL as a seventh round selection by Green Bay in the 2000 NFL Draft... Saw action in one regular season game as a rookie in 2000.

2001: Signed to Tampa Bay's practice squad on November 14 before being released on November 23... Spent the last two games of the season on Detroit's practice squad.

2000: Played one game for Green Bay... Played on special teams vs. Tampa Bay (12/24)... Signed to the 53-man roster on Dec. 15... Posted six tackles during the preseason (four solo) and two on special teams.

College: A four-year letterwinner who spent his first three seasons at running back before making the switch to linebacker the spring before his senior season... Played in 40 regular season games with 16 starts (12 at strongside linebacker)... Member of the 1996 National Championship team... 60 tackles (44 solo) with 5.5 sacks and one tackle behind the line... 704 career rushing yards on 134 carries (5.3 avg.), along with six rushing touchdowns... One of three defensive cap-



tains his senior season in 1999... Second leading rusher as a junior in 1998 with 321 yards on 69 carries and one touchdown... 24 carries for 93 yards and one touchdown during his sophomore season in 1997... Rushed for 290 yards on 41 carries as a red-shirt freshman in 1996... Played in the 1997 Sugar Bowl... Redshirted in 1995... Majored in health science education.

Personal: Prep All-America at Tampa Chamberlain who ranked among the state's top six players on the Tampa Tribune Bluechip List... Seven 200-yard games his final two prep seasons... Played running back, safety and outside linebacker during prep career... Also lettered in basketball and track, specializing in the 4x100 relay... Participated in Goodwill Gators program throughout his time at Florida, working with a youth program, tutoring and serving the community... Nicknamed 'Dazzlin' McCaslin... Born Eugene William McCaslin Jr. on July 12, 1977 in Tampa, Florida.

ANTHONY MIDGET #30
CB • 5-11 • 193 • 2/22/78
Virginia Tech



Pro: Re-signed with the Buccaneers on March 7, 2002... Signed to the Buccaneers practice squad (11/6/01) and spent one week with the team before being released (11/13/01)...

Re-signed as a free agent on January 5, 2001 and was with the team until being released August 27... Spent the 2000 season on the Buccaneers' practice squad... Signed with Tampa Bay's practice squad (8/28/00) after being released by the Atlanta Falcons (8/27/00)... Posted two interceptions for the Falcons, including a 43-yard interception return for a touchdown in the 2000 pre-season... Originally entered the NFL as a fifth-round draft selection (134th overall) by Atlanta in 2000.

College: Four-year letterman at Virginia Tech, where he racked up 121 career tackles (97 solo), five interceptions and two sacks in 43 games... Earned first-team All-Big East honors as a senior, posting 24 tackles, a team-leading four INTs and one sack... Also named a third-team All-America selection by The Sporting News... Played in more than 500 defensive plays and 75 special teams plays during the regular season... Shared Big East Player of the Week honors after tying a school record and conference mark with three interceptions against Miami... Played in all 11 games as a junior... Finished second on the Hokies with seven passes defended, while adding 17 tackles... Recorded a 27-yard INT

return for a TD in the Music City Bowl... Played in 10 games, starting seven as a sophomore... Totaled a career-high 48 tackles (39 solo), four passes defended, two fumble recoveries and one sack... Saw action in 11 games as a freshman, registering 32 tackles (25 solo)... Majored in sociology.

Personal: Lettered three seasons at Clewiston (FL) High School... Played receiver, quarterback, defensive back and running back... Led team to a district championship... Was an All-Southeast selection by The National Recruiting Advisor following his senior season... Earned honorable mention 4A all-state honors his junior and senior seasons... Was a two-time all-district and all-area selection... Concluded outstanding prep career with 887 yards passing, 736 rushing yards and 24 receptions on 613 yards... Also tossed 12 career TDs, added 10 rushing TDs and hauled in nine receiving scores... Completed 44-of-86 passes for 856 yards and 11 TDs as a senior... Added nine rushing TDs and 412 rushing yards... Hauled in 16 receptions for 385 yards and seven TDs as a junior... Added three INTs... Also lettered four years in baseball and three seasons in track... Born Anthony Midget on February 2, 1978 in Clewiston, Florida.

RYAN NECE #45
LB • 6-3 • 224 • 2/24/79
UCLA



Pro: Signed as an undrafted free agent on April 22, 2002.

College: Honorable mention All-Pac-10 selection and Butkus Award semifinalist as a senior at UCLA... 281 career tackles (173 solo), with 22 tackles for loss and 10 sacks... Started all 11 games his senior season, pushing his streak of consecutive starts to 32... In 2001, ranked third on the team in tackles with 53 (31 solo), with six for loss... Scored two defensive touchdowns... 13 tackles versus Alabama, including one for loss... At Stanford, recorded nine tackles and returned a fumbled punt 39 yards for a touchdown... Broke his left fibula on the first play of the game versus Arizona State, made two tackles and recovered one fumble before finally leaving the game in the third quarter... Started all 12 games as a junior in 2000... Led Bruins in tackles against Washington with 14 tackles... In 1999, started all nine games he appeared in, finishing his sophomore year third on the squad in tackles with 65... Earned freshman All-America honors and All-Pac-10 honorable mention in 1998... Second on the Bruins in tackles (85), sacks (six) and tackles for loss (10)...

FREE AGENTS

Redshirted his first year and saw action at safety on the practice squad... Earned spot on Director's Honor Roll five times while at UCLA... Majored in business economics.

Personal: Earned All-League honors at both safety and quarterback at Pacific High School in San Bernardino, California... PrepStar All-American and All-West selection... Team captain his junior and senior years... As a senior, recorded 77 tackles, five sacks and five interceptions... Added 747 rushing yards, eight rushing touchdowns, 957 passing yards and 17 touchdown passes... Earned All-League honors in basketball and track... Father is Hall of Fame safety Ronnie Lott... Born Ryan Clint Nece on February 24, 1979 in San Bernardino, California.

MIKE ROBERG #89

TE • 6-4 • 263 • 9/18/77
Idaho

Pro Young, developing tight end who saw majority of action on Tampa Bay's practice squad before being elevated to the active roster late in the 2001 season... Was signed to the active roster on December 4, 2001... Claimed off waivers from the Carolina Panthers on August 29, 2001... Originally entered the NFL as a seventh-round draft selection (227th overall) of the Panthers in 2001... Concluded collegiate career at Idaho with 64 receptions for 722 yards and 10 touchdowns.

2001: Signed to the active roster on December 4 but was inactive for games against Detroit (12/9), at Chicago (12/16), against New Orleans (12/23) and against Baltimore (12/29)... Made his NFL debut against Philadelphia (1/6)... Saw action in playoff game at Philadelphia (1/12)... Signed to the practice squad on September 3... Claimed off waivers from Carolina on August 29 before being released on September 2.

College: Was recruited as a defensive lineman but was moved to tight end as a sophomore... Named first-team All-Big West as a senior and second-team All-Big West as a junior... Three-year starter at tight end who notched 64 receptions for 722 yards and 10 touchdowns... Ranked fourth on the team with 34 receptions for 400 yards and four TDs as a senior... Started nine games as a junior, gaining 165 yards on 17 receptions with four touchdowns... Posted 13 catches for 157 yards and two touchdowns as a sophomore after being moved from defensive tackle to tight end... Appeared in 11 games at defensive tackle as a freshman and collected five tackles, half a sack, one fumble recovery



and one tackle for loss... Majored in criminal justice.

Personal: Single... Two-way performer at University High School in Spokane, Washington... Also lettered in baseball and soccer... Born Michael Roberg on September 18, 1977.

COREY SMITH #98

DE • 6-2 • 250 • 11/2/79
North Carolina State

Pro: Signed as an undrafted free agent on April 22, 2002.

College: Four-year letterman and All-ACC defensive end at N.C. State...

Played in 46 games (starting 23) over four years... 335 total tackles... Totaled 158 tackles (85 solo) with 30 tackles for loss and 15.5 sacks over his career... Started all 11 games in 2001, totaling 54 tackles, eight tackles for loss and six sacks... Six caused fumbles on the season... In 2000, started all 12 games and ranked second on the team in sacks with five, while totaling 55 tackles and 12 tackles for loss... In 1999, tallied 24 tackles as a backup defensive end, with six tackles for loss and 2.5 sacks... Played in all 12 contests in 1998 and recorded 25 tackles, with four tackles for loss and two sacks... Majored in textile and apparel management.

Personal: Three-year starter on offense and defense at John Marshall High School... 83 tackles during senior season, with six sacks, 15 tackles for loss and two caused fumbles... Earned All-District on both offense and defense... Born Corey Dominique Smith on October 2, 1979 in Richmond, Virginia.

JUSTIN SMITH #59

LB • 6-0 • 218 • 6/5/79
Indiana

Pro: Signed as an undrafted free agent on April 22, 2002.

College: Four-year starter and two-time All-Big Ten selection at Indiana...

Amassed 336 tackles (239 solo) with 33 tackles for loss and nine sacks while starting all 42 contests he played in during his career... As a redshirt senior, named All-Big Ten, while leading the Hoosiers in tackles with 99 (80 solo) and tackles for loss with 11... In 2000, named second-team All-Big Ten at linebacker after starting 11 games and recording 74 tackles, including 14 for loss and six sacks... Awarded Big Ten Player of the Week honors after recording 13 tackles, including six for loss



and four sacks against Iowa... Started all 11 games in 1999, leading the team in tackles (89) as a redshirt sophomore... Started the first nine games at strong safety before missing the final two games due to a shoulder injury... Finished tied for third on the team in tackles with 64, including four for loss and two sacks... Sat out 1997 as a redshirt... Three-time Academic All-Big Ten honoree... Majored in accounting.

Personal: All-State selection at Warren Central (IN) High School... Member of Warren Central's two-time state champion 1600-meter relay team in track... Also a state finalist in wrestling... Born Justin Curtis Smith on June 5, 1979 in Lafayette, Indiana.

GLENN SUMTER #37
S • 6-2 • 207 • 2/22/80
Memphis

Pro: Signed as an undrafted free agent on April 22, 2002.

College: Three-year letterman at Memphis... Played in 31 games (starting 24) over his career... 221 total tackles and 13 career INTs... Set school record for tackles by a defensive back with 137... In 2001, started all 11 games, with 137 tackles (90 solo) and six INTs... Opened the season with 12 tackles versus Mississippi State... Led the team in INTs (5) in 2000... Recorded 58 tackles while starting all 11 games... Redshirted and sat out the 1999 season while rehabilitating his knee... As a true freshman, became a starter before a knee injury ended his season... Played in nine games with two starts, notching 26 tackles and intercepting two passes.

Personal: Played quarterback and defensive back at Cody (MI) High School... Rushed and passed for 1,000 yards as a senior... First-team All-State selection in Michigan... Listed as one of the top 50 prep basketball players in the Michigan... Born Glenn deSean Sumter on February 22, 1980 in Detroit, Michigan.

JOE TODD #50
LB • 6-0 • 225 • 4/17/79
Hofstra

Pro: Signed as a free agent on May 2, 2002... Waived by NY Jets on September 17, 2001... Signed as an undrafted free agent by the NY Jets on April 30, 2001.

College: Finished his college career at Hofstra with 154 tackles, 11 sacks and one INT... Started all 11 contests his senior season... Finished the 2000 season with 81



tackles and six sacks, surpassing his totals of his first three years combined... As a junior, played in all 11 games in 1999, making six starts... Recorded 45 tackles (28 solo), with nine for loss, four sacks, one INT and two forced fumbles... Started two games as a sophomore in 1998... Finished his second season with 20 tackles, one sack and one pass deflection... Totaled eight tackles and one fumble recovery as a freshman in 1997... Majored in marketing.

Personal: Attended Mansfield High School in Mansfield, Massachusetts... Named first-team All-Massachusetts in 1996... Finished prep career as MHS's all-time sack leader... Born Joseph Robert Todd on April 17, 1979 in Mansfield, Massachusetts.

TOMMIE TOWNSEND #79
DT • 6-3 • 294 • 1/8/79
Arizona State

Pro: Signed as an undrafted free agent on May 10, 2002.

College: Spent three years at Arizona State after transferring from Southern California... Totaled 68 career tackles, 13 tackles for loss, two sacks, three forced fumbles, one fumble recovery and one interception in 28 games... As a senior, started all 11 games and posted 41 tackles, 10 tackles for loss, one sack, one interception and one fumble recovery... Majored in interdisciplinary studies.

Personal: Two-year letterwinner at Bonanza High (Las Vegas) in football and track... Named All-City in 1997 and 1996... 68 tackles, with 11 for loss in 1997 and 75 tackles and 7.5 sacks in 1996... Born Tommie Lee Townsend on January 8, 1979 in Bakersfield, California.

DAMIAN VAUGHN #48
TE • 6-4 • 252 • 6/14/75
Miami (OH)

Pro: Re-signed as a free agent on January 28, 2002... Signed with Tampa Bay as a free agent on January 9, 2001... Spent the entire 1998 and 1999 seasons on the Cincinnati Bengals' practice squad... Spent the 2000 offseason with NFL Europe's Barcelona Dragons... Was selected to the All-NFLEL team in 2000 after leading all tight ends with 40 receptions, a total that ranked ninth among receivers... Played for Barcelona again this past offseason but season was cut short by an ankle injury... Was waived by the Bengals on 8/16/00... Claimed by the Miami Dolphins off



FREE AGENTS

waivers on 8/16/00... Was released by the Dolphins on August 23, 2000... Was originally drafted by Cincinnati in the seventh round (222nd overall) in the 1998 NFL Draft.

2001: Was released by Tampa Bay on September 2.

College: Posted 47 career receptions for 533 yards and two TDs at Miami (Ohio)... Earned first-team All-Mid-America Conference honors as a senior... Hauled in 27 catches for 340 yards and one TD... Started every game his last two seasons... Was the recipient of the team's RedHawk Award for spirit, enthusiasm and special contributions... Majored in Spanish.

Personal: Earned all-conference and all-region honors at Orrville High School in Orrville, Ohio... Speaks Portuguese and Spanish... Favorite hobby is guitar... Born June 14, 1975 in Anchorage, Alaska.

KEN WALKER #41

FB • 6-1 • 230 • 4/14/79
Washington

Pro: Signed as an undrafted free agent on May 5, 2002.

College: Played in 28 games with seven starts at Washington... Saw action in 18 games at fullback in 2000 and 2001 after working at linebacker in his first two collegiate seasons... Totaled 11 carries for 30 yards and one touchdown during his career... Helped Washington's rushing attack average 111.7 yards per game in 2001... In 2000, saw considerable time on offense and special teams... Appeared in eight games at fullback, including one start... Carried once during the season for six yards... Appeared in only one game in 1999 before making the switch to offense... In 1998, played nine games with one start at linebacker, contributing 16 tackles



and one fumble recovery... First joined the Huskies' football team as a walk-on in 1997 but took a redshirt that year... Majored in communications.

Personal: Lettered at running back and linebacker all four years at Moanalua High (Hawaii)... Captain his freshman, junior, and senior seasons... Voted 1996 team MVP... First team All-State at running back in 1996... Second team All-State as linebacker in 1995... Led team in tackles both his sophomore and junior seasons... Also lettered in basketball and track... Basketball team won Hawaii state championship in 1997... Also won league titles in track in the shot put and 400-meter relay... Father, Merle, is in the U.S. Army... Mother, Katsue, is a U.S. Naval Clinic Clerk... Born Ken Merle Walker on April 14, 1979 in Honolulu, Hawaii.

JAMAL WHITE #54

LB • 6-3 • 223 • 9/12/80
Kentucky




Pro: Signed as an undrafted free agent on April 22, 2002.

2000: Four-year letterman at Kentucky... Totaled 111 tackles (41 solo) with five tackles for loss and one sack... Played in 41 career games, with 10 starts... As a senior, started all nine games he appeared in, totaling 79 tackles... 19 tackles in 11 games as a junior... Started one of 10 games played in 1999... 10 tackles on the year with two tackles for loss... Played in 11 games as a freshman with three tackles... Majored in kinesiology.

Personal: Played at Colerain High School in Cincinnati, Ohio... Born Jama Rovon White on September 12, 1980 in Cincinnati, Ohio.



2001 Year In Review



2001 SEASON REVIEW

2001 Regular Season Defensive Statistics

Player	Solo Tackles	Assists	Total Tackles	Sacks/Yards	TFL	Ints./Yards	For. Fum.	Fum. Rec.	Passes Def.
Brooks	110	55	165		6	3/65	1		11
Duncan	79	51	130	2/9	2	1/9	1		5
Lynch	70	35	105	1/0	5	3/21	1	1	8
Barber	64	27	91	1/6	7	10/86	1	1	29
Jackson	52	26	78	2.5/20	1	4/42	2		11
Quarles	35	42	77	2/16	2	1/98	1		3
Rice	43	21	64	11/80	3		2		8
McFarland	30	29	59	3.5/23.5	4				2
Kelly	43	11	54	1.5/19.5	1				8
Webster	34	19	53		3				4
Sapp	31	22	53	6/40	4		2	2	
Abraham	32	13	45			6/98		1	17
White	21	23	44	5/27.5	1				3
Jones	18	21	39	3/15	3			1	2
Singleton	17	15	32	1/0					2
Howell	15	11	26		3				
Cannida	13	9	22		2				1
Gooch	10	3	13	0.5/4.5					
Gibson	5	4	9		1				
Darby	5	3	8	2/11				1	
Wyms	2	5	7		1				
Ivy	3	3	6						
Smith	4	1	5					1	3
Vance	2	0	2						
Abdullah	0	0	0				1		

2001 Special Teams Statistics

Player	Solo Tackles	Assists	Total Tackles	Fumbles For./Rec.
Smith	17	5	22	0/1
Abdullah	17	4	21	2/2
Gooch	8	8	16	1/0
Howell	11	1	12	0/1
Yoder	9	3	12	
Singleton	8	3	11	0/1
Gibson	5	5	10	1/0
Kelly	7	2	9	
Quarles	7	2	9	
Webster	6	3	9	
Vance	4	2	6	
McDermott	2	3	5	
Barber	4	0	4	0/1
Stecker	2	1	3	
Duncan	1	2	3	
Murphy	2	0	2	
Cerqua	1	1	2	
Jackson	1	0	1	
Lynch	1	0	1	
Darby	0	1	1	

Defensive/Special Teams Touchdowns

Quarles (98-yd. interception return, vs. Green Bay, 10/7)
 Yoder (11-yd. return of blocked punt, at Cincinnati, 12/2)
 Barber (36-yd. interception return, vs. New Orleans, 12/23)

Miscellaneous Tackles

K. Johnson 4, Dunn 3, Green 3, Moore 2, Alstott 1, Murphy 1,
 Yoder 1

Miscellaneous Fumble Recoveries

B. Johnson 2, Stecker 1

Blocked Punts

Barber (at Cincinnati, 12/2)
 Yoder (vs. Baltimore, 12/29)

Blocked Field Goals

None

Safeties

None

2001 SEASON REVIEW

2001 Preseason Statistics

2001 Preseason Record —			Won: 1	Lost: 3
Aug 13	L	14-17	MIAMI	65,308
Aug 18	L	6-7	at Cleveland	72,018
Aug 25	W	20-3	NEW ENGLAND	65,444
Aug 31	L	7-36	at Atlanta	44,162

	BUCCANEERS	OPPONENTS
TOTAL FIRST DOWNS	55	55
Rushing	19	20
Passing	29	28
Penalty	7	7
3rd Down: Made/Att.	16/56 28.6%	14/55 25.5%
4th Down: Made/Att.	3/9 33.3%	1/1 100.0%
POSSESSION AVG.	29:19	30:41
TOTAL NET YARDS	965	943
Avg. Per Game	241.3	235.8
Total Plays	234	238
Avg. Per Play	4.1	4.0
NET YARDS RUSHING	437	356
Avg. Per Game	109.3	89.0
Total Rushes	102	111
NET YARDS PASSING	528	587
Avg. Per Game	132.0	146.8
Sacked/Yards Lost	11/79	16/109
Gross Yards	607	696
Att./Completions	121/65	111/68
Completion Pct.	53.7	61.3
Had Intercepted	5	3
PUNTS/AVERAGE	25/39.8	27/44.1
NET PUNTING AVERAGE	31.8	37.1
PENALTIES/YARDS	25/162	24/178
FUMBLES/FUMBLES LOST	7/3	4/2
TOUCHDOWNS	6	6
Rushing	0	4
Passing	6	2
Returns	0	0

SCORE BY QUARTERS	1	2	3	4	OT	TOTAL
BUCCANEERS	10	17	6	14	0	47
OPPONENTS	20	16	13	14	0	63

SCORING	TD	R	P	Rt	PAT	2P	FG	S	PTS
Stecker	2	0	2	0	0/0	0	0/0	0	12
Williams	2	0	2	0	0/0	0	0/0	0	12
Gramatica	0	0	0	0	5/6	0	2/2	0	11
Green	1	0	1	0	0/0	0	0/0	0	6
Johnson, K.	1	0	1	0	0/0	0	0/0	0	6
BUCCANEERS	6	0	6	0	5-6	0-0	2-2	0	47
OPPONENTS	6	4	2	0	6-6	0/0	7-10	0	63

RUSHING	No	Yds	Avg	Lg	TD
Dunn	23	180	7.8	56	0
Stecker	31	100	3.2	12	0
Pearson	31	98	3.2	12	0
Hamilton	4	26	6.5	18	0
King	3	14	4.7	9	0
Abdullah	7	10	1.4	6	0
Alstott	1	4	4.0	4	0
Johnson, B.	1	3	3.0	3	0
Cook	1	2	2.0	2	0
BUCCANEERS	102	437	4.3	56	0
OPPONENTS	111	356	3.2	41	4

PASSING	Att	Comp	Yds	Cmp%	Yds/Att	TD	TD%	INT	INT%	Lg	Sack/Lost	Rating
Johnson, B.	47	28	230	59.6	4.89	3	6.4	2	4.3	21t	4/34	75.7
King	36	19	202	52.8	5.61	2	5.6	2	5.6	35	1/12	64.8
Hamilton	19	11	94	57.9	4.95	1	5.3	0	0.0	28	2/6	88.5
Leaf	19	7	81	36.8	4.26	0	0.0	1	5.3	25	4/27	28.6
BUCCANEERS	121	65	607	53.7	5.02	6	5.0	5	4.1	35	11/79	67.1
OPPONENTS	111	68	696	61.3	6.27	2	1.8	3	2.7	49	16/109	74.0

RECEIVING	No	Yds	Avg	Lg	TD
Johnson, K.	8	77	9.6	18t	1
Stecker	8	69	8.6	21t	2
Anthony	6	116	19.3	35	0
Dunn	6	30	5.0	11	0
Pearson	6	27	4.5	10	0
Williams	5	48	9.6	19t	2
Green	5	40	8.0	17t	1
Cook	4	30	7.5	19	0
Abdullah	4	21	5.3	18	0
Moore	3	12	4.0	5	0
Murphy	2	30	15.0	22	0
Willis	2	27	13.5	23	0
Kilow	2	17	8.5	12	0
Vaughn	1	28	28.0	28	0
Yoder	1	25	25.0	25	0
Nunnally	1	7	7.0	7	0
hy	1	3	3.0	3	0
BUCCANEERS	65	607	9.3	35	6
OPPONENTS	68	696	10.2	49	2

INTERCEPTIONS	No	Yds	Avg	Lg	TD
Abraham	1	4	4.0	4	0
Jackson	1	4	4.0	4	0
hy, C.	1	3	3.0	3	0
BUCCANEERS	3	11	3.7	4	0
OPPONENTS	5	44	8.8	16	0

PUNTING	No	Yds	Avg	Net	TB	In20	Lg	Bk
Bayes	10	385	38.5	35.2	0	2	48	0
Malecki	6	240	40.0	30.8	1	1	49	0
Langley	5	213	42.6	29.8	1	0	49	0
Royals	4	156	39.0	27.3	0	0	45	0
BUCCS	25	994	39.8	31.8	2	3	49	0
OPPONENTS	27	1192	44.1	37.1	4	8	59	0

PUNT RETURNS	Ret	FC	Yds	Avg	Lg	TD
Kilow	8	2	82	10.3	41	0
Smith	3	0	18	6.0	12	0
Stecker	1	0	10	10.0	10	0
BUCCANEERS	12	2	110	9.2	41	0
OPPONENTS	12	5	159	13.3	26	0

KICKOFF RETURNS	Ret	Yds	Avg	Lg	TD
Smith	6	137	22.8	32	0
Murphy	4	111	27.8	34	0
Abdullah	2	37	18.5	21	0
Kilow	2	44	22.0	28	0
Cannida	1	0	0.0	0	0
BUCCANEERS	15	329	21.9	34	0
OPPONENTS	12	252	21.0	34	0

FIELD GOALS	1-19	20-29	30-39	40-49	50+	Lg
Gramatica	0-0	0-0	0-0	1-1	1-1	58
BUCCANEERS	0-0	0-0	0-0	0-0	0-0	58
OPPONENTS	0-1	0-0	3-3	4-6	0-0	41

GRAMATICA: () (43G, 58G) () ()

OPPONENTS: (19WL, 41G) (43WL, 42WL) (40G) (38G, 32G, 40G, 40G, 35G)

SACKS: Darby 2.5, McFarland 2.0, Singleton 2.0, Webster 1.5, Cannida 1.0, Cerqua 1.0, Duncan 1.0, S. Rice 1.0, Sapp 1.0, Thweatt 1.0, Vance 1.0, Warner 1.0.

Buccaneers 16.0, Opponents 11.0.

2001 SEASON REVIEW

2001 Preseason Defensive Statistics

Player	Solo Tackles	Assists	Total Tackles	Sacks/Yards	TFL	Ints./Yards	For. Fum.	Fum. Rec.	Passes Def.
Gooch	12	5	17				2		
Webster	9	5	14	1.5/6					
Jackson	10	2	12			1/4			1
Ivy, C.	11	0	11			1/3			2
Howell	10	0	10						
Merrill	9	1	10						
Duncan	7	3	10						
Singleton	8	1	9	2.0/8			1		
McFarland	6	3	9	2.0/13					
Kelly	7	1	8					1	1
Smith	7	0	7						
Brooks	6	1	7						1
Gibson	6	1	7						1
Darby	4	3	7	2.5/20			1		
Abraham	6	0	6			1/4			3
Cannida	6	0	6	1.0/10					
Sapp	6	0	6	1.0/7					2
Cerqua	4	2	6	1.0/10					
Vance	4	2	6	1.0/6					1
Warner	5	0	5	1.0/8					
Lynch	3	2	5						
Rice	3	2	5	1.0/8					1
Midget	4	0	4						
White	2	2	4	1.0/6					
Jolly	3	0	3						
Wyms	3	0	3						
Tafoya	2	1	3						
Thweatt	2	1	3	1.0/7					
Barber	1	2	3						
Quarles	1	1	2						
Jones	1	0	1						

2001 Preseason Special Teams Statistics

Player	Solo Tackles	Assists	Total Tackles	Fumbles For./Rec.
Ivy, C.	2	3	5	
Vance	3	0	3	
Gibson	2	1	3	
McDermott	2	0	2	
Smith	2	0	2	
Stecker	2	0	2	
Yoder	2	0	2	
Gooch	1	1	2	
Langley	1	0	1	
Malecki	1	0	1	
Midget	1	0	1	
Murphy	1	0	1	
Webster	1	0	1	
Barber	0	1	1	
Bonner	0	1	1	
Merrill	0	1	1	

Miscellaneous Tackles

Pearson 1, Vaughn 1, Walker 1, Yoder 1

Miscellaneous Fumble Recoveries

Abdullah 1, Hamilton 1, Kilow 1

Blocked Punts

None

Blocked Field Goals

None

Special Teams Touchdowns

None

2001 SEASON REVIEW

2001 Game-By-Game Offensive Statistics

OFFENSE	@ dal 9/9	@ min 9/30	GB 10/7	@ ten 10/14	PIT 10/21	MIN 10/28	@ gb 11/4	@ det 11/11	CHI 11/18	@ stl 11/26	@ cin 12/2	DET 12/9	@ chi 12/16	NO 12/23	BAL 12/29	PHI 1/6	@ phi 1/12
FIRST DOWNS	19	20	12	22	19	26	15	16	26	18	19	24	10	23	13	16	16
BY RUSHING	3	8	3	3	4	12	2	5	3	7	4	4	4	10	8	4	3
BY PASSING	13	10	9	14	15	14	10	10	21	10	13	18	6	12	5	9	11
BY PENALTY	3	2	0	5	0	0	3	1	2	1	2	2	0	1	0	3	2
3RD DOWN CONVERSIONS	8	1	6	4	4	8	3	5	5	7	5	9	2	5	2	6	5
3RD DOWN ATTEMPTS	15	8	14	15	15	14	16	14	14	16	14	18	14	13	13	15	12
4TH DOWN CONVERSIONS	0	0	0	1	3	1	1	0	1	1	0	2	0	1	0	0	0
4TH DOWN ATTEMPTS	0	0	0	1	4	2	1	1	2	1	1	2	1	1	0	0	0
TOTAL NET YARDS	263	331	253	306	278	446	194	274	414	264	264	356	238	364	213	236	258
TOTAL OFFENSIVE PLAYS	69	51	53	68	69	72	61	64	74	67	69	80	59	70	60	60	61
AVG. GAIN PER PLAY	3.8	6.5	4.8	4.5	4.0	6.2	3.2	4.3	5.6	3.9	3.8	4.5	4.0	5.2	3.6	3.9	4.2
NET YARDS RUSHING	71	108	99	24	64	177	61	99	19	91	65	81	61	157	123	71	63
TOTAL RUSHING PLAYS	33	16	19	17	19	43	24	25	15	31	30	22	18	39	31	25	24
AVG. GAIN PER RUSH	2.2	6.8	5.2	1.4	3.4	4.1	2.5	4.0	1.3	2.9	2.2	3.7	3.4	4.0	4.0	2.8	2.6
NET YARDS PASSING	192	223	154	282	214	269	133	175	395	173	199	275	177	207	90	165	195
SACKED	2	1	5	1	10	1	7	2	2	2	6	4	1	0	0	3	1
YARDS LOST ON SACKS	3	1	30	5	69	7	44	13	9	12	32	30	14	0	0	29	7
GROSS YARDS PASSING	195	224	184	287	283	276	177	188	404	185	231	305	191	207	90	194	202
PASS COMPLETIONS	25	20	23	24	24	20	18	20	41	21	26	31	18	16	13	22	22
PASS ATTEMPTS	34	34	29	50	40	28	30	37	57	34	33	54	40	31	29	32	36
PERCENTAGE	73.5	58.8	79.3	48.0	60.0	71.4	60.0	54.1	71.9	61.8	78.8	57.4	45.0	51.6	44.8	68.8	61.1

2001 SEASON REVIEW

2001 Game-By-Game Offensive Statistics

OFFENSE	@ dal 9/9	@ min 9/30	GB 10/7	@ ten 10/14	PIT 10/21	MIN 10/28	@ gb 11/4	@ det 11/11	CHI 11/18	@ stl 11/26	@ cin 12/2	DET 12/9	@ chi 12/16	NO 12/23	BAL 12/29	PHI 1/6	@ phi 1/12
INTERCEPTIONS	1	1	0	1	1	0	0	0	2	1	0	2	2	0	0	1	4
FUMBLES	1	0	1	0	0	2	2	2	5	0	2	0	3	0	0	2	1
FUMBLES LOST	1	0	1	0	0	1	0	1	2	0	1	0	2	0	0	1	0
TURNOVERS	2	1	1	1	1	1	0	1	4	1	1	2	4	0	0	2	4
PENALTIES	6	3	7	8	1	5	9	5	3	5	7	4	5	5	3	1	4
PENALTY YARDS	61	25	60	53	10	56	66	44	39	36	52	59	36	40	25	10	28
PUNTS	4	3	6	6	5	2	9	7	4	5	3	5	8	3	7	6	5
GROSS PUNTING AVG.	42.3	42.7	44.7	35.2	44.0	41.5	41.3	45.6	42.0	44.6	38.0	37.0	39.9	42.7	34.9	38.5	41.6
NET PUNTING AVG.	37.8	33.3	35.8	27.0	42.0	29.5	33.8	37.4	37.3	36.2	35.3	36.0	30.6	32.7	32.6	32.0	39.6
TD RUSHING	1	1	1	1	0	3	0	0	2	3	0	1	0	1	2	1	0
TD PASSING	0	0	0	3	1	2	2	1	0	0	0	1	0	3	0	0	0
TD RETURNS	0	0	1	0	0	0	0	1	0	0	1	0	0	1	0	0	0
2-PT. CONVERSIONS MADE	0	0	0	0	0	0	0	0	1	0	0	1	0	1	0	0	0
2-PT. CONVERSIONS ATT.	0	0	0	0	0	0	0	0	1	0	0	1	0	1	1	0	0
FIELD GOALS MADE	1	3	0	0	1	2	2	2	3	1	3	0	1	4	3	2	3
FIELD GOAL ATTEMPTS	2	3	1	0	1	2	2	2	4	2	5	0	1	4	4	2	3
SAFETIES	0	0	0	0	0	0	0	0	0	0	0	0	0	0	0	0	0
TOTAL POINTS	10	16	14	28	10	41	20	20	24	24	16	15	3	48	22	13	9
TIME OF POSSESSION	36:32	23:45	31:49	26:05	30:58	38:04	33:21	29:41	30:43	35:02	39:40	32:53	23:59	36:13	29:23	32:42	29:37

2001 SEASON REVIEW

2001 Game-By-Game Defensive Statistics

DEFENSE	@ dal 9/9	@ min 9/30	GB 10/7	@ ten 10/14	PIT 10/21	MIN 10/28	@ gb 11/4	@ det 11/11	CHI 11/18	@ stl 11/26	@ cin 12/2	DET 12/9	@ chi 12/16	NO 12/23	BAL 12/29	PHI 1/6	@ phi 1/12
FIRST DOWNS	8	25	15	21	17	11	16	19	13	19	17	14	21	16	15	15	17
BY RUSHING	6	5	3	10	9	3	6	6	1	4	5	4	13	1	5	5	7
BY PASSING	1	19	12	10	8	5	9	10	10	14	10	9	6	14	9	10	8
BY PENALTY	1	1	0	1	0	3	1	3	2	1	2	1	2	1	1	0	2
THIRD DOWN CONVERSIONS	1	9	8	8	6	3	4	5	3	4	6	4	5	4	4	4	5
THIRD DOWN ATTEMPTS	10	12	14	16	10	12	14	16	14	12	16	13	16	12	17	12	13
FOURTH DOWN CONVERSIONS	0	0	0	0	1	0	0	1	0	1	1	0	0	0	0	0	0
FOURTH DOWN ATTEMPTS	1	0	1	0	1	2	0	1	1	3	1	0	1	0	1	0	0
TOTAL NET YARDS	127	402	322	365	344	195	352	270	274	345	201	253	379	271	257	296	334
TOTAL OFFENSIVE PLAYS	44	69	58	69	54	48	57	68	57	61	65	52	72	54	68	54	57
AVG. GAIN PER PLAY	2.9	5.8	5.6	5.3	6.4	4.1	6.2	4.0	4.8	5.7	3.1	4.9	5.3	5.0	3.8	5.5	5.9
NET YARDS RUSHING	99	90	69	142	220	65	184	52	68	76	86	102	207	41	90	111	148
TOTAL RUSHING PLAYS	23	24	22	41	35	18	29	23	29	19	24	24	40	13	26	25	29
AVG. GAIN PER RUSH	4.3	3.8	3.1	3.5	6.3	3.6	6.3	2.3	2.3	4.0	3.6	4.3	5.2	3.2	3.5	4.4	5.1
NET YARDS PASSING	28	312	253	223	124	130	168	218	206	269	115	151	172	230	167	185	186
SACKED	2	1	1	2	2	4	1	5	3	3	3	3	3	3	5	1	3
YARDS LOST ON SACKS	6	10	5	16	8	24	12	21	22	22	29	14	18	18	38	9	8
GROSS YARDS PASSING	34	322	258	239	132	154	180	239	228	291	144	165	190	248	205	194	194
PASS COMPLETIONS	9	30	20	18	11	14	16	21	14	19	19	11	14	21	21	15	16
PASS ATTEMPTS	19	44	35	26	17	26	27	40	25	39	38	25	29	38	37	28	25
PERCENTAGE	47.4	68.2	57.1	69.2	64.7	53.8	59.3	52.5	56.0	48.7	50.0	44.0	48.3	55.3	56.8	53.6	64.0

2001 Game-By-Game Defensive Statistics

DEFENSE	@ dal 9/9	@ min 9/30	GB 10/7	@ ten 10/14	PIT 10/21	MIN 10/28	@ gb 11/4	@ det 11/11	CHI 11/18	@ stl 11/26	@ cin 12/2	DET 12/9	@ chi 12/16	NO 12/23	BAL 12/29	PHI 1/6	@ phi 1/12
INTERCEPTIONS	2	2	3	1	2	1	2	2	1	2	1	0	1	4	2	2	1
FUMBLES	2	0	0	0	2	1	3	1	2	5	3	1	0	0	1	0	1
FUMBLES LOST	1	0	0	0	1	0	1	1	0	4	1	1	0	0	1	0	0
TURNOVERS	3	2	3	1	3	1	3	3	1	6	2	1	1	4	3	2	1
PENALTIES	4	6	4	12	1	5	7	4	7	5	8	4	3	3	8	11	7
PENALTY YARDS	32	36	26	117	5	40	67	30	75	41	47	28	15	23	65	95	59
PUNTS	5	1	4	3	2	5	7	7	7	2	6	5	7	5	8	4	6
GROSS PUNTING AVG.	36.8	37.0	45.5	51.7	38.0	42.8	44.3	45.1	49.6	47.0	32.0	39.0	44.3	37.8	33.9	40.5	37.7
NET PUNTING AVG.	36.8	37.0	44.0	50.3	38.0	28.6	36.9	26.0	45.7	44.5	26.5	29.2	35.0	33.8	25.6	34.5	32.7
TD RUSHING	0	1	0	2	1	1	1	1	0	0	0	0	1	0	0	0	1
TD PASSING	0	1	1	1	1	1	1	1	3	1	1	0	2	3	1	2	2
TD RETURNS	0	0	0	0	0	0	1	0	0	0	0	0	0	0	0	0	1
2-PT. CONVERSIONS MADE	0	0	0	1	0	1	0	0	0	1	0	0	0	0	0	0	0
2-PT. CONVERSIONS ATT.	0	0	0	1	0	2	0	0	0	1	0	0	0	0	0	0	0
FIELD GOALS MADE	2	2	1	3	1	0	0	1	2	3	2	4	2	0	1	1	1
FIELD GOAL ATTEMPTS	2	2	1	4	1	0	1	1	2	3	2	4	2	0	1	3	1
SAFETIES	0	0	0	0	0	0	0	0	0	0	0	0	0	0	0	0	0
TOTAL POINTS	6	20	10	31	17	14	21	17	27	17	13	12	27	21	10	17	31
TIME OF POSSESSION	23:28	36:15	28:11	36:33	29:02	21:56	26:39	30:19	29:17	24:58	25:26	27:07	36:01	23:47	30:37	27:18	30:23

2001 SEASON REVIEW

2001 Game-By-Game Individual Stats

2001 GAME-BY-GAME RUSHING

	RABIH ABDULLAH			MIKE ALSTOTT			REIDEL ANTHONY			JAMEEL COOK			WARRICK DUINN		
	No.	Yds.	Avg.	LG	TDs	No.	Yds.	Avg.	LG	TDs	No.	Yds.	Avg.	LG	TDs
9/9 at Dallas	0	0	0.0	0	0	0	0	0.0	0	0	0	0	0.0	0	0
9/30 at Minnesota	0	0	0.0	0	0	5	12	2.4	0	0	0	22	56	2.5	8
10/7 GREEN BAY	0	0	0.0	0	0	3	24	8.0	0	0	0	11	65	5.9	20
10/14 at Tennessee	0	0	0.0	0	0	15	77	5.1	39	4	0	0	0	0	0
10/21 PITTSBURGH	0	0	0.0	0	0	3	15	5.0	4	0	0	0	0	0	0
10/28 MINNESOTA	0	0	0.0	0	0	28	129	4.6	18	3	1	16	16.0	16	0
11/4 at Green Bay	0	0	0.0	0	0	17	30	1.8	8	0	0	0	0	0	0
11/11 at Detroit	0	0	0.0	0	0	8	48	6.0	0	0	0	3	5	1.7	4
11/18 CHICAGO	0	0	0.0	0	0	4	2	0.5	3	1	0	0	0	0	0
11/26 at St. Louis	0	0	0.0	0	0	11	34	3.1	9	1	0	17	51	3.0	9
12/2 at Cincinnati	0	0	0.0	0	0	16	24	1.5	4	0	0	0	0	0	0
12/9 DETROIT	0	0	0.0	0	0	17	66	3.9	24	1	0	6	3	0.5	2
12/16 at Chicago	0	0	0.0	0	0	23	33	1.4	9	0	0	10	27	2.7	12
12/23 NEW ORLEANS	3	6	2.0	3	0	24	101	4.2	15	1	1	10	32	3.2	6
12/29 BALTIMORE	0	0	0.0	0	0	14	80	5.7	32	1	0	13	47	3.6	15
1/6 PHILADELPHIA	8	34	4.3	12	0	3	11	3.7	5	0	0	0	0	0	0
Totals	11	40	3.6	12	0	165	680	4.1	39	10	3	22	7.3	16	0
1/12 at Philadelphia	—	—	Inactive	—	—	12	32	2.7	15	0	—	158	447	2.8	21
												11	29	2.6	9

	BRAD JOHNSON			KEYSHAWN JOHNSON			SHAUN KING			AARON STECKER					
	No.	Yds.	Avg.	LG	TDs	No.	Yds.	Avg.	LG	TDs	No.	Yds.	Avg.	LG	TDs
9/9 at Dallas	4	2	0.5	3	1	0	0	0.0	0	0	2	1	0.5	4	0
9/30 at Minnesota	2	19	9.5	10	0	0	0	0.0	0	0	0	0	0.0	0	0
10/7 GREEN BAY	2	16	8.0	11	0	0	0	0.0	0	0	2	6	3.0	4	0
10/14 at Tennessee	2	4	2.0	2	0	0	0	0.0	0	0	0	0	0.0	0	0
10/21 PITTSBURGH	3	18	6.0	8	0	0	0	0.0	0	0	0	0	0.0	0	0
10/28 MINNESOTA	1	3	3.0	3	0	0	0	0.0	0	0	0	0	0.0	0	0
11/4 at Green Bay	4	26	6.5	21	0	0	0	0.0	0	0	8	30	3.8	17	0
11/11 at Detroit	0	0	0.0	0	0	0	0	0.0	0	0	0	0	0.0	0	0
11/18 CHICAGO	3	5	1.7	2	0	0	0	0.0	0	0	0	0	0.0	0	0
11/26 at St. Louis	6	3	0.5	2	0	0	0	0.0	0	0	0	0	0.0	0	0
12/2 at Cincinnati	3	1	0.3	1	0	0	0	0.0	0	0	0	0	0.0	0	0
12/9 DETROIT	4	12	3.0	8	0	0	0	0.0	0	0	0	0	0.0	0	0
12/16 at Chicago	1	11	11.0	11	0	0	0	0.0	0	0	0	0	0.0	0	0
12/23 NEW ORLEANS	3	1	0.3	1	0	0	0	0.0	0	0	0	0	0.0	0	0
12/29 BALTIMORE	0	0	0.0	0	0	0	0	0.0	0	0	0	0	0.0	0	0
1/6 PHILADELPHIA	39	120	3.1	21	3	0	0	0.0	0	0	2	35	2.9	13	1
Totals	1	2	2.0	2	0	0	0	0.0	0	0	5	12	2.4	0	0
1/12 at Philadelphia	—	—	Inactive	—	—	—	—	—	—	—	—	24	72	3.0	17
											0	0	0.0	0	0

2001 Game-By-Game Individual Stats

2001 GAME-BY-GAME PASSING

	JOE HAMILTON				BRAD JOHNSON				SHAUN KING				
	Att.	Cmp.	Pct.	INTs/Skd.	Yds.	Pct.	INTs/Skd.	Yds.	Att.	Cmp.	Pct.	INTs/Skd.	Yds.
9/9 at Dallas.....	—	—	Inactive	—	195	73.5	0	1	2	—	Did Not Play	—	—
9/30 at Minnesota.....	34	20	58.8	0	224	68.8	0	1	1	—	Did Not Play	—	—
10/7 GREEN BAY.....	29	23	79.3	0	164	79.3	0	0	5	—	Did Not Play	—	—
10/14 at Tennessee.....	50	24	48.0	3	287	48.0	3	1	1	—	Did Not Play	—	—
10/21 PITTSBURGH.....	40	24	60.0	1	283	60.0	1	10	69	—	Did Not Play	—	—
10/28 MINNESOTA.....	25	18	72.0	0	177	72.0	0	1	7	—	Did Not Play	—	0
11/4 at Green Bay.....	30	18	60.0	2	177	60.0	2	0	7	—	Did Not Play	—	—
11/11 at Detroit.....	36	20	55.6	0	188	55.6	0	2	13	—	Did Not Play	—	—
11/18 CHICAGO.....	56	40	71.4	0	399	71.4	0	2	12	—	Did Not Play	—	—
11/26 at St. Louis.....	34	21	61.8	0	185	61.8	0	2	2	—	Did Not Play	—	—
12/2 at Cincinnati.....	33	26	78.8	1	231	78.8	1	6	32	—	Did Not Play	—	—
12/9 DETROIT.....	54	31	57.4	1	305	57.4	1	2	4	—	Did Not Play	—	—
12/16 at Chicago.....	40	18	45.0	0	191	45.0	0	2	1	—	Did Not Play	—	—
12/16 at Chicago.....	31	16	51.6	3	207	51.6	3	0	0	—	Did Not Play	—	0
12/23 NEW ORLEANS.....	29	13	44.8	0	90	44.8	0	0	0	—	Did Not Play	—	3
12/29 BALTIMORE.....	4	3	75.0	0	46	75.0	0	0	0	—	Did Not Play	—	29
1/6 PHILADELPHIA.....	4	3	75.0	0	46	75.0	0	0	0	—	Did Not Play	—	29
Totals	0	0	0.0	0	559	340	60.8	13	11	44	269	0	1
1/12 at Philadelphia.....	—	—	Inactive	—	36	22	61.1	0	4	1	7	—	—

2001 GAME-BY-GAME RECEIVING

	MIKE ALSTOTT				REIDEL ANTHONY				JAMEEL COOK				WARRICK DUNN				
	No.	Yds.	Avg.	LG TDs	No.	Yds.	Avg.	LG TDs	No.	Yds.	Avg.	LG TDs	No.	Yds.	Avg.	LG TDs	
9/9 at Dallas.....	0	0	0	0	0	0	0	0	4	4.0	4	0	4	21	5.3	14	0
9/30 at Minnesota.....	0	0	0	0	0	0	0	0	1	0	0	0	5	34	6.8	11	0
10/7 GREEN BAY.....	0	0	0	0	3	40	13.3	16	0	4	18	4.5	6	0	Inactive	—	1
10/14 at Tennessee.....	0	0	0	0	0	0	0	0	0	0	0	0	7	65	9.3	26	0
10/21 PITTSBURGH.....	0	0	0	0	1	2	2.0	2	0	0	0	0	2	16	8.0	11	0
10/28 MINNESOTA.....	0	0	0	0	2	21	10.5	13	0	0	0	0	0	0	Inactive	—	0
11/4 at Green Bay.....	0	0	0	0	1	14	14.0	14	0	2	13	6.5	11	0	0	0	0
11/11 at Detroit.....	0	0	0	0	2	19	9.5	12	0	0	0	0	0	5	30	6.0	19
11/18 CHICAGO.....	0	0	0	0	3	57	19.0	35	0	0	0	0	0	5	60	12.0	23
11/18 CHICAGO.....	0	0	0	0	2	19	9.5	12	0	0	0	0	0	12	138	11.5	31
11/26 at St. Louis.....	0	0	0	0	1	9	9.0	9	0	1	7	7.0	7	5	46	9.2	29
12/2 at Cincinnati.....	0	0	0	0	0	—	—	—	0	1	7	7.0	7	3	5	1.7	4
12/9 DETROIT.....	0	0	0	0	0	0	0	0	1	3	3.0	3	0	9	54	7.0	13
12/16 at Chicago.....	0	0	0	0	0	—	—	—	0	0	0	0	0	0	4	6.0	15
12/23 NEW ORLEANS.....	0	0	0	0	0	0	0	0	2	23	11.5	16	0	5	46	9.2	18
12/29 BALTIMORE.....	0	0	0	0	0	0	0	0	0	0	0	0	0	2	14	7.0	7
1/6 PHILADELPHIA.....	2	26	13.0	14	0	0	0	0	5	21	4.2	6	0	0	0	0	0
Totals	2	26	13.0	14	0	13	162	12.5	35	0	17	89	5.2	68	557	8.2	31
1/12 at Philadelphia.....	—	—	Inactive	—	5	32	6.4	12	0	0	0	0	0	8	37	4.6	17

2001 SEASON REVIEW

2001 Game-By-Game Individual Stats

2001 GAME-BY-GAME RECEIVING (CONT.)

	JACQUEZ GREEN			KEYSHAWN JOHNSON			DAVE MOORE			FRANK MURPHY			AARON STECKER					
	No.	Yds.	Avg.	No.	Yds.	Avg.	No.	Yds.	Avg.	No.	Yds.	Avg.	No.	Yds.	Avg.	No.	Yds.	Avg.
9/9 at Dallas.....	8	75	9.4	7	71	10.1	19	0	0	0	0	0	0	0	0	0	0	0
9/30 at Minnesota.....	3	54	18.0	7	96	13.7	22	0	0	0	0	0	0	0	3	33	11.0	22
10/7 GREEN BAY.....	1	11	11.0	0	9	82	9.1	22	0	0	0	0	0	0	1	4	4.0	4
10/14 at Tennessee.....	6	72	12.0	10	140	17.5	32	0	2	13	6.5	8	0	0	0	0	0	0
10/21 PITTSBURGH.....	4	44	11.0	10	159	15.9	26	0	1	3	3.0	3	0	0	0	0	0	0
10/28 MINNESOTA.....	—	—	—	5	62	12.4	21	0	5	27	5.4	10	1	3	17	3.7	6	1
11/4 at Green Bay.....	—	—	—	6	63	10.5	22	0	1	11	11.0	11	0	0	2	51	25.5	35
11/11 at Detroit.....	—	—	—	7	72	10.3	19	0	2	14	7.0	8	0	0	0	0	0	0
11/18 CHICAGO.....	—	—	—	12	89	7.4	22	0	4	36	9.0	10	0	1	9	9.0	9	0
12/2 at St. Louis.....	13	130	13	0	5	57	11.4	19	0	3	29	9.7	13	0	0	0	0	0
12/2 at Cincinnati.....	1	67	67.0	0	7	85	12.1	34	0	4	32	8.0	11	0	0	0	0	0
12/9 DETROIT.....	2	27	13.5	0	10	101	10.1	17	1	1	12	12.0	12	0	0	0	0	0
12/16 at Chicago.....	0	0	0.0	0	7	119	17.0	47	0	2	14	7.0	8	0	0	0	0	0
12/23 NEW ORLEANS.....	1	14	14.0	0	2	41	20.5	25	0	3	55	18.3	29	1	0	0	0	0
12/29 BALTIMORE.....	2	18	9.0	4	29	7.3	9	0	3	21	7.0	11	0	0	—	—	—	—
1/6 PHILADELPHIA.....	1	7	7.0	0	4	29	7.3	9	0	0	0	0	0	0	—	—	—	—
Totals.....	36	402	11.2	35	106	12.66	11.9	47	1	35	285	8.1	29	4	8	71	0.0	20
1/12 at Philadelphia.....	2	15	7.5	10	3	75	25.0	46	1	1	13	13.0	13	0	0	0	0.0	0

	KARL WILLIAMS			MILTON WYNN			TODD YODER		
	No.	Yds.	Avg.	No.	Yds.	Avg.	No.	Yds.	Avg.
9/9 at Dallas.....	1	9	9.0	—	—	—	0	0	0.0
9/30 at Minnesota.....	1	0	0.0	—	—	—	0	0	0.0
10/7 GREEN BAY.....	1	0	0.0	—	—	—	0	0	0.0
10/14 at Tennessee.....	0	8	8.0	—	—	—	0	0	0.0
10/21 PITTSBURGH.....	3	42	14.0	—	—	—	0	0	0.0
10/28 MINNESOTA.....	4	80	20.0	—	—	—	0	0	0.0
11/4 at Green Bay.....	2	27	13.5	—	—	—	0	0	0.0
11/11 at Detroit.....	1	7	7.0	—	—	—	0	0	0.0
11/18 CHICAGO.....	3	34	11.3	—	—	—	0	0	0.0
11/26 at St. Louis.....	0	0	0.0	—	—	—	0	0	0.0
12/2 at Cincinnati.....	3	50	16.7	—	—	—	1	4	4.0
12/9 DETROIT.....	0	0	0.0	—	—	—	1	24	24.0
12/16 at Chicago.....	2	21	10.5	—	—	—	0	0	0.0
12/23 NEW ORLEANS.....	2	21	10.5	—	—	—	0	0	0.0
12/29 BALTIMORE.....	0	0	0.0	—	—	—	0	0	0.0
1/6 PHILADELPHIA.....	2	18	9.0	4	69	17.3	36	0	0.0
Totals.....	24	314	13.1	4	69	17.3	36	0	0.0
1/12 at Philadelphia.....	2	25	12.5	16	0	—	1	5	5.0

2001 SEASON REVIEW

2001 Game-By-Game Individual Stats

2001 GAME-BY-GAME DEFENSE

	DONNIE ABRAHAM						RONDE BARBER						DERRICK BROOKS											
	Solo	Asst.	Tack.	Sack	INT	FF	FR	PD	Solo	Asst.	Tack.	Sack	INT	FF	FR	PD	Solo	Asst.	Tack.	Sack	INT	FF	FR	PD
9/9 at Dallas.....	3	1	4	0.0	0	0	0	0	2	5	0.0	0	0	0	0	0	2	4	0.0	0	0	0	0	1
9/30 at Minnesota.....	4	1	5	0.0	1	0	0	1	0	4	0.0	0	0	0	0	0	1	23	0.0	0	0	0	0	1
10/7 GREEN BAY.....	0	1	1	0.0	0	0	0	0	2	8	0.0	0	0	0	0	0	4	7	0.0	0	0	0	0	1
10/14 at Tennessee.....	3	1	4	0.0	0	0	0	1	6	7	0.0	0	0	0	0	0	4	3	7	0.0	1	0	0	0
10/21 PITTSBURGH.....	3	0	3	0.0	0	0	0	1	1	2	0.0	2	0	0	0	0	4	3	7	0.0	0	0	0	0
10/28 MINNESOTA.....	2	1	3	0.0	0	0	0	1	3	6	1.0	0	0	0	0	0	4	4	10	0.0	0	0	0	0
11/4 at Green Bay.....	0	0	0	0.0	1	0	0	1	0	0	0.0	0	0	0	0	0	3	1	4	0.0	0	0	0	0
11/11 at Detroit.....	0	0	0	Inactive	0	0	0	0	6	1	7	0.0	2	0	0	0	4	4	13	0.0	0	0	0	1
11/18 CHICAGO.....	1	1	2	0.0	0	0	0	0	9	1	0	0.0	1	0	0	0	4	6	10	0.0	0	0	0	0
11/26 at St. Louis.....	2	1	3	0.0	1	0	0	0	2	4	0	0.0	0	0	0	0	9	3	12	0.0	0	0	0	0
12/1 at Cincinnati.....	1	1	2	0.0	0	0	0	2	4	0	0.0	0	1	0	0	0	12	4	16	0.0	0	0	0	2
12/15 at Chicago.....	5	0	5	0.0	1	0	0	3	7	6	0.0	0	0	0	0	0	6	3	9	0.0	0	0	0	0
12/16 at Chicago.....	5	0	5	0.0	0	0	0	2	4	0	0.0	0	0	0	0	0	3	2	8	0.0	0	0	0	1
12/23 NEW ORLEANS.....	5	0	5	0.0	0	0	0	2	4	3	0.0	1	0	0	0	0	12	8	20	0.0	1	0	0	2
12/29 BALTIMORE.....	1	3	4	0.0	1	0	0	2	0	0	0.0	0	0	0	0	0	0	0	0	0.0	0	0	0	0
1/6 PHILADELPHIA.....	3	4	7	0.0	0	0	0	2	0	0	0.0	0	0	0	0	0	0	0	0	0.0	0	0	0	0
Totals.....	32	13	45	0.0	6	0	1	17	64	27	91	1.0	10	1	0	1	29	110	55	165	3	1	0	11
1/12 at Philadelphia.....	4	0	4	0.0	0	0	0	0	0	2	2	0.0	0	0	0	0	5	4	9	0.0	0	0	0	0

	JAMES CANNIDA						CHARTRIC DARBY						JAMIE DUNCAN											
	Solo	Asst.	Tack.	Sack	INT	FF	FR	PD	Solo	Asst.	Tack.	Sack	INT	FF	FR	PD	Solo	Asst.	Tack.	Sack	INT	FF	FR	PD
9/9 at Dallas.....	0	0	0	Inactive	0	0	0	0	0	0	0.0	0	0	0	0	0	2	6	7	0.0	0	0	0	0
9/30 at Minnesota.....	0	0	0	Inactive	0	0	0	0	0	0	0.0	0	0	0	0	0	4	3	8	0.0	0	0	0	0
10/7 GREEN BAY.....	0	0	0	Inactive	0	0	0	0	0	0	0.0	0	0	0	0	0	4	1	5	0.0	0	0	0	0
10/14 at Tennessee.....	0	0	0	Inactive	0	0	0	0	1	2	0.0	0	0	0	0	0	8	3	11	0.0	0	0	0	0
10/21 PITTSBURGH.....	0	0	0	0.0	0	0	0	0	0	0	0.0	0	0	0	0	0	6	3	9	0.0	0	0	0	0
10/28 MINNESOTA.....	1	1	2	0.0	0	0	0	0	2	0	1.0	0	0	0	0	0	7	3	10	0.0	0	0	0	0
11/4 at Green Bay.....	3	2	5	0.0	0	0	0	1	0	1	0.0	0	0	0	0	0	7	3	10	0.0	1	0	0	1
11/11 at Detroit.....	3	2	5	0.0	0	0	0	0	1	2	1.0	0	0	0	0	0	7	3	10	1.0	0	0	0	1
11/18 CHICAGO.....	1	0	1	0.0	0	0	0	0	0	0	0.0	0	0	0	0	0	7	4	11	0.0	0	0	0	0
11/26 at St. Louis.....	0	0	0	0.0	0	0	0	0	0	0	0.0	0	0	0	0	0	6	2	9	1.0	0	0	0	1
12/9 DETROIT.....	0	0	0	0.0	0	0	0	0	0	0	0.0	0	0	0	0	0	6	3	8	0.0	0	0	0	1
12/12 at Cincinnati.....	0	0	0	0.0	0	0	0	0	0	0	0.0	0	0	0	0	0	1	3	4	0.0	0	0	0	1
12/16 at Chicago.....	0	0	0	0.0	0	0	0	0	0	0	0.0	0	0	0	0	0	5	4	9	0.0	0	0	0	1
12/23 NEW ORLEANS.....	1	0	1	0.0	0	0	0	0	0	0	Inactive	0	0	0	0	0	6	6	12	0.0	0	0	0	0
12/29 BALTIMORE.....	4	2	6	0.0	0	0	0	0	1	0	1	0.0	0	0	0	0	6	6	12	0.0	0	0	0	0
1/6 PHILADELPHIA.....	4	2	6	0.0	0	0	0	0	0	0	0.0	0	0	0	0	0	0	0	0	0.0	0	0	0	0
Totals.....	13	8	21	0.0	0	0	0	1	5	3	8	2.0	0	1	0	0	79	51	130	2.0	3	1	0	5
1/12 at Philadelphia.....	3	0	3	0.0	0	0	0	0	3	8	2.0	0	0	0	0	0	3	6	6	0.0	0	0	0	0

2001 SEASON REVIEW

2001 Game-By-Game Individual Stats

2001 GAME-BY-GAME DEFENSE (CONT.)

	JOHN HOWELL					DEXTER JACKSON					MARCUS JONES													
	Solo	Asst.	Tack.	Sack	INT	FF	FR	PD	Solo	Asst.	Tack.	Sack	INT	FF	FR	PD	Solo	Asst.	Tack.	Sack	INT	FF	FR	PD
9/9 at Dallas.....	0	0	0	0.0	0	0	0	0	2	3	6	0.0	1	0	0	2	2	1	3	1.0	0	0	0	0
9/30 at Minnesota.....	0	0	0	0.0	0	0	0	0	3	3	6	0.0	0	0	0	2	2	4	4	0.0	0	0	0	0
10/7 GREEN BAY.....	0	0	0	0.0	0	0	0	0	2	4	4	0.0	1	0	0	2	2	2	2	1.0	0	0	0	0
10/14 at Tennessee.....	2	3	5	0.0	0	0	0	0	5	1	6	0.0	0	0	0	2	2	4	4	1.0	0	0	0	0
10/21 PITTSBURGH.....	8	5	13	0.0	0	0	0	0	5	1	6	0.0	0	0	0	2	2	4	1.0	0	0	0	0	0
10/28 MINNESOTA.....	0	0	0	0.0	0	0	0	0	3	0	3	Inactive	0	0	2	3	3	5	0.0	0	0	0	0	1
11/4 at Green Bay.....	0	0	0	Inactive	0	0	0	0	4	2	6	1.0	0	2	0	2	0	2	0.0	0.0	0	0	0	0
11/11 at Detroit.....	0	0	0	0.0	0	0	0	0	2	3	5	0.0	0	0	0	0	1	0	5	0.0	0	0	0	0
11/18 CHICAGO.....	0	0	0	0.0	0	0	0	0	3	2	5	0.0	0	0	0	2	1	2	0.0	0	0	0	0	0
11/26 at St. Louis.....	0	0	0	0.0	0	0	0	0	5	1	6	0.0	0	0	0	1	1	2	0.0	0	0	0	0	1
12/12 at Cincinnati.....	0	0	0	0.0	0	0	0	0	4	0	4	0.0	0	0	0	1	0	1	0.0	0	0	0	0	0
12/19 DETROIT.....	0	0	0	0.0	0	0	0	0	4	0	4	0.0	0	0	0	1	0	1	0.0	0	0	0	0	0
12/16 at Chicago.....	0	0	0	0.0	0	0	0	0	7	3	10	0.0	0	0	0	1	3	6	1.0	0	0	0	0	0
12/23 NEW ORLEANS.....	0	0	0	0.0	0	0	0	0	3	1	4	0.0	1	0	0	1	3	6	1.0	0	0	0	0	0
12/29 BALTIMORE.....	0	0	0	0.0	0	0	0	0	8	2	10	0.0	0	0	0	1	0	2	0.0	0	0	0	0	0
1/6 PHILADELPHIA.....	5	3	8	0.0	0	0	0	0	2	1	4	0.0	0	0	0	0	0	2	0.0	0	0	0	0	0
Totals.....	15	11	26	0.0	0	0	0	0	52	26	78	2.5	4	2	0	11	18	21	39	3.0	0	0	0	1
1/12 at Philadelphia.....	0	0	0	0.0	0	0	0	0	1	2	3	0.0	1	0	0	1	0	0	0	0.0	0	0	0	0

	BRIAN KELLY					JOHN LYNCH					ANTHONY MCFARLAND													
	Solo	Asst.	Tack.	Sack	INT	FF	FR	PD	Solo	Asst.	Tack.	Sack	INT	FF	FR	PD	Solo	Asst.	Tack.	Sack	INT	FF	FR	PD
9/9 at Dallas.....	3	1	4	0.0	0	0	0	0	3	3	6	0.0	1	0	0	1	3	3	6	0.0	0	0	0	0
9/30 at Minnesota.....	2	1	3	0.0	0	0	0	0	7	2	6	0.0	0	0	0	1	2	4	4	0.0	0	0	0	0
10/7 GREEN BAY.....	1	1	0	1.0	0	0	0	1	5	1	6	0.0	0	0	0	2	5	2	7	1.0	0	0	0	0
10/14 at Tennessee.....	2	2	4	0.0	0	0	0	0	11	1	12	0.0	0	0	0	0	5	10	0.0	0	0	0	0	0
10/21 PITTSBURGH.....	0	0	0	0.0	0	0	0	0	6	2	9	1.0	0	0	0	0	4	5	1.0	0	0	0	0	0
10/28 MINNESOTA.....	4	1	5	1.0	0	0	0	0	2	4	7	0.0	0	0	0	1	1	2	0.0	0	0	0	0	0
11/4 at Green Bay.....	3	1	4	0.0	0	0	0	2	4	3	6	0.0	0	0	0	1	1	2	0.0	0	0	0	0	0
11/11 at Detroit.....	3	1	4	0.0	0	0	0	1	3	2	5	0.0	0	0	0	2	1	2	0.0	0	0	0	0	0
11/18 CHICAGO.....	2	0	2	0.0	0	0	0	1	3	2	5	0.0	0	0	0	0	1	2	0.0	0	0	0	0	0
12/12 at Cincinnati.....	5	0	5	0.0	0	0	0	0	2	1	3	0.0	1	0	1	2	1	3	0.0	0	0	0	0	1
12/16 at Chicago.....	3	1	6	0.0	0	0	0	0	8	2	10	0.0	0	0	0	1	6	1	7	0.5	0	0	0	0
12/23 NEW ORLEANS.....	2	0	2	0.0	0	0	0	0	4	3	11	0.0	0	0	0	0	1	3	0.5	0	0	0	0	0
12/29 BALTIMORE.....	3	1	4	0.0	0	0	0	0	0	1	5	0.0	0	0	0	0	0	3	4	0.5	0	0	0	0
1/6 PHILADELPHIA.....	2	0	2	0.5	0	0	0	1	0	0	1	0.0	0	0	0	0	1	3	4	0.5	0	0	0	0
Totals.....	43	11	54	1.5	0	0	0	8	70	35	105	1.0	3	1	1	8	30	29	59	3.5	0	0	0	2
1/12 at Philadelphia.....	2	0	2	0.0	0	0	0	1	3	2	5	0.0	0	0	0	2	1	3	0.0	0	0	0	0	0

2001 Game-By-Game Individual Stats

2001 GAME-BY-GAME DEFENSE (CONT.)

	SHELTON QUARLES						SIMEON RICE						WARREN SAPP										
	Asst.	Tack.	Sack	INT	FF	FR	PD	Solo	Asst.	Tack.	Sack	INT	FF	FR	PD	Solo	Asst.	Tack.	Sack	INT	FF	FR	PD
9/9 at Dallas.....	2	4	0.0	0	0	0	0	3	0	3	0.0	0	0	0	0	1	0	0	0	0	0	0	0
9/30 at Minnesota.....	3	5	0.0	0	0	0	4	4	2	6	1.0	0	0	0	0	2	2	4	0.0	0	0	0	0
10/7 GREEN BAY.....	1	7	2.0	0	0	0	5	5	3	5	0.0	0	0	0	0	2	1	3	0.0	0	0	0	0
10/14 at Tennessee.....	2	6	8.0	0	0	0	0	2	4	9	0.0	0	0	0	0	1	2	1.0	0	0	0	0	0
10/21 PITTSBURGH.....	2	3	4.0	0	0	0	0	0	2	2	0.0	0	0	0	0	2	3	5	0.0	0	1	0	0
10/28 MINNESOTA.....	1	4	2.0	0	0	0	1	2	2	3	0.0	0	0	0	0	2	1	3	0.0	0	1	0	0
11/4 at Green Bay.....	2	3	6.0	0	0	0	2	1	1	3	0.0	0	0	0	0	1	2	4	2.0	0	0	1	0
11/11 at Detroit.....	2	4	0.0	0	0	0	1	5	0	5	1.0	0	1	0	2	4	0	2	0.0	0	0	0	0
11/18 CHICAGO.....	4	0	4.0	0	1	0	2	0	0	2	0.0	0	0	2	1	3	0	3	2.0	0	1	1	0
12/12 at Cincinnati.....	5	3	8.0	0	0	0	4	0	4	2	0.0	0	1	0	0	3	0	2	0.0	0	0	1	0
12/9 DETROIT.....	2	1	3.0	0	0	0	2	1	3	1.0	0	0	0	0	2	6	0	5	0.0	0	0	0	0
12/16 at Chicago.....	2	5	7.0	0	0	0	3	3	1	4	2.0	0	0	0	0	2	2	6	0.0	0	0	0	0
12/23 NEW ORLEANS.....	0	1	1.0	0	0	0	3	2	5	2.0	0	0	0	0	2	2	2	0.5	0	0	0	0	0
12/29 BALTIMORE.....	4	2	1.0	0	0	0	4	1	5	1.0	0	0	0	0	3	5	8	0.5	0	0	0	0	0
1/6 PHILADELPHIA.....	0	1	2.0	0	0	0	4	2	6	4.0	0	0	0	0	0	3	5	8	0.5	0	0	0	0
Totals.....	35	42	77	2	1	1	0	43	21	64	11.0	0	2	0	8	31	22	53	6.0	0	0	2	0
1/12 at Philadelphia.....	5	3	8.0	0	0	0	4	3	7	2.0	0	1	0	0	0	0	5	5	0.0	0	0	0	0

	ALSHERMOND SINGLETON						NATE WEBSTER						STEVE WHITE										
	Asst.	Tack.	Sack	INT	FF	FR	PD	Solo	Asst.	Tack.	Sack	INT	FF	FR	PD	Solo	Asst.	Tack.	Sack	INT	FF	FR	PD
9/9 at Dallas.....	0	0	0.0	0	0	0	0	1	0	1	0.0	0	0	0	2	2	0	2	1.0	0	0	0	0
9/30 at Minnesota.....	3	1	4.0	0	0	0	0	2	0	2	0.0	0	0	0	1	0	2	2	0.0	0	0	0	0
10/7 GREEN BAY.....	3	1	4.0	0	0	0	4	4	0	5	0.0	0	0	0	1	1	1	2	0.0	0	0	0	0
10/14 at Tennessee.....	2	1	3.0	0	0	0	0	3	0	3	0.0	0	0	0	0	1	2	3	0.0	0	0	0	0
10/21 PITTSBURGH.....	1	0	1.0	0	0	0	0	0	0	1	0.0	0	0	0	0	1	2	3	0.0	0	0	0	0
10/28 MINNESOTA.....	0	1	1.0	0	0	0	0	0	0	0	0.0	0	0	0	0	1	2	3	0.0	0	0	0	0
11/4 at Green Bay.....	1	1	2.0	0	0	0	2	2	2	4	0.0	0	0	0	0	3	0	3	0.0	0	0	0	0
11/11 at Detroit.....	1	1	2.0	0	0	0	2	2	0	2	0.0	0	0	0	0	1	2	3	0.0	0	0	0	0
11/18 CHICAGO.....	0	0	0.0	0	0	0	0	0	0	0	0.0	0	0	0	0	0	1	2	0.0	0	0	0	0
11/26 at St. Louis.....	0	0	0.0	0	0	0	0	0	0	0	0.0	0	0	0	0	0	2	0	0.0	0	0	0	0
12/12 at Cincinnati.....	0	0	0.0	0	0	0	0	0	0	0	0.0	0	0	0	0	0	1	2	0.0	0	0	0	0
12/9 DETROIT.....	1	1	2.0	0	0	0	1	3	1	4	0.0	0	0	0	0	0	2	0	0.0	0	0	0	0
12/16 at Chicago.....	0	3	3.0	0	0	0	1	2	3	5	0.0	0	0	0	0	1	2	1	0.5	0	0	0	0
12/23 NEW ORLEANS.....	0	0	0.0	0	0	0	1	2	0	1	0.0	0	0	0	0	2	3	0.0	0	0	0	0	0
12/29 BALTIMORE.....	1	3	4.0	0	0	0	4	4	5	9	0.0	0	0	0	1	2	4	6	1.5	0	0	0	0
1/6 PHILADELPHIA.....	3	2	5.0	0	0	0	4	5	9	0.0	0	0	0	0	0	1	2	4	2	0.0	0	0	0
Totals.....	17	15	32	1	0	0	2	34	19	53	0.0	0	0	0	6	18	21	39	5.0	0	0	0	2
1/12 at Philadelphia.....	0	1	1.0	0	0	0	1	0	0	0	0.0	0	0	0	0	3	0	3	1.0	0	0	0	0

2001 SEASON REVIEW

2001 Participation Chart

Legend:
 P = Played
 N = Not on Roster
 DNP = Did Not Play
 PS = Practice Squad
 @Dal = Did Not Play
 @Min = Inactive
 @Ten = Phys. Unable to Perform
 @Det = Injured Reserve
 @Chi = Injured Reserve
 @Cin = Injured Reserve
 @Stl = Injured Reserve

Player	Regular Season														P1								
	GP	GS	DNP	IA	@Dal	1	2	3	4	5	6	7	8	9		10	11	12	13	14	15	16	PHI
Abdullah, Rabih	16	0	0	1	P	P	P	P	P	P	P	P	P	P	P	P	P	P	P	P	P	P	IA
Abraham, Donnie	15	5	0	1	LCB	LCB	LCB	LCB	LCB	LCB	LCB	LCB	LCB	LCB	LCB	LCB	LCB	LCB	LCB	LCB	LCB	LCB	CB
Alstott, Mike	16	16	0	0	FB	FB	FB	FB	FB	FB	FB	FB	FB	FB	FB	FB	FB	FB	FB	FB	FB	FB	FB
Anthony, Reidel	13	4	2	1	P	P	P	P	P	WR	DNP	P	IA	P	WR	DNP	P	IA	P	WR	IA	DNP	
Arnaud, Robert	0	0	0	0	N	N	PS	PS	PS	PS	N	N	N	N	N	N	N	N	N	N	N	N	N
Barber, Ronde	16	16	0	0	RCB	RCB	RCB	RCB	RCB	RCB	RCB	RCB	RCB	RCB	RCB	RCB	RCB	RCB	RCB	RCB	RCB	RCB	RCB
Bren, Doug	2	0	0	1	N	N	N	N	N	N	N	N	N	N	N	N	N	N	N	N	N	N	IA
Brooks, Derrick	16	16	0	0	WLB	WLB	WLB	WLB	WLB	WLB	WLB	WLB	WLB	WLB	WLB	WLB	WLB	WLB	WLB	WLB	WLB	WLB	WLB
Cannida, James	12	2	0	5	IA	IA	IA	IA	IA	IA	IA	IA	IA	IA	IA	IA	IA	IA	IA	IA	IA	IA	IA
Cerqua, Marq	3	0	0	10	IA	IA	IA	IA	IA	IA	IA	IA	IA	IA	IA	IA	IA	IA	IA	IA	IA	IA	IA
Christy, Jeff	15	15	0	0	1	IA	C	C	C	C	C	C	C	C	C	C	C	C	C	C	C	C	C
Claybrooks, DeVone	15	0	0	0	PS	PS	PS	PS	PS	PS	PS	PS	PS	PS	PS	PS	PS	PS	PS	PS	PS	PS	PS
Coleman, Cosey	16	16	0	0	RG	RG	RG	RG	RG	RG	RG	RG	RG	RG	RG	RG	RG	RG	RG	RG	RG	RG	RG
Cook, Jameel	16	3	0	0	P	FB	FB	P	P	P	P	P	P	P	P	P	P	P	P	P	P	P	P
Curry, DeMarcus	3	0	11	3	DNP	DNP	DNP	DNP	DNP	DNP	DNP	DNP	DNP	DNP	DNP	DNP	DNP	DNP	DNP	DNP	DNP	DNP	DNP
Daniel, Darryl	0	0	0	0	N	N	N	N	N	N	N	N	N	N	N	N	N	N	N	N	N	N	N
Darby, Chartric	13	0	2	2	P	P	P	P	P	P	P	P	P	P	P	P	P	P	P	P	P	P	P
Duncan, Jamie	15	15	0	0	MLB	MLB	MLB	MLB	MLB	MLB	MLB	MLB	MLB	MLB	MLB	MLB	MLB	MLB	MLB	MLB	MLB	MLB	MLB
Dunn, Warrick	13	12	0	2	RB	RB	IA	IA	IA	IA	IA	IA	IA	IA	IA	IA	IA	IA	IA	IA	IA	IA	IA
Gibson, David	13	0	0	3	P	IA	IA	IA	IA	IA	IA	IA	IA	IA	IA	IA	IA	IA	IA	IA	IA	IA	IA
Gooch, Jeff	13	0	0	3	P	P	P	P	P	P	P	P	P	P	P	P	P	P	P	P	P	P	P
Gramatica, Martin	14	0	0	1	P	P	P	P	P	P	P	P	P	P	P	P	P	P	P	P	P	P	P
Green, Jacques	12	10	0	4	WR	WR	WR	WR	WR	WR	WR	WR	WR	WR	WR	WR	WR	WR	WR	WR	WR	WR	WR
Grice, Shane	1	0	0	8	N	IA	IA	IA	IA	IA	IA	IA	IA	IA	IA	IA	IA	IA	IA	IA	IA	IA	IA
Gruber, Brian	0	0	0	0	N	N	N	N	N	N	N	N	N	N	N	N	N	N	N	N	N	N	N
Hamilton, Joe	0	0	0	0	16	IA	IA	IA	IA	IA	IA	IA	IA	IA	IA	IA	IA	IA	IA	IA	IA	IA	IA
Hires, Leon	0	0	0	1	0	DNP	N	N	N	N	N	N	N	N	N	N	N	N	N	N	N	N	N
Hochstein, Russ	0	0	0	0	16	IA	IA	IA	IA	IA	IA	IA	IA	IA	IA	IA	IA	IA	IA	IA	IA	IA	IA
Howell, John	14	1	0	2	P	P	P	P	P	P	P	P	P	P	P	P	P	P	P	P	P	P	P
Ivy, Corey	1	0	0	3	PS	PS	PS	PS	PS	PS	PS	PS	PS	PS	PS	PS	PS	PS	PS	PS	PS	PS	PS
Jackson, Dexter	15	15	0	1	FS	FS	FS	FS	FS	FS	FS	FS	FS	FS	FS	FS	FS	FS	FS	FS	FS	FS	FS
Johnson, Brad	16	16	0	0	QB	QB	QB	QB	QB	QB	QB	QB	QB	QB	QB	QB	QB	QB	QB	QB	QB	QB	QB
Johnson, Keyshawn	15	15	0	0	WR	WR	WR	WR	WR	WR	WR	WR	WR	WR	WR	WR	WR	WR	WR	WR	WR	WR	WR
Jones, Marcus	15	15	0	0	LDE	LDE	LDE	LDE	LDE	LDE	LDE	LDE	LDE	LDE	LDE	LDE	LDE	LDE	LDE	LDE	LDE	LDE	LDE
Kelly, Brian	16	11	0	0	P	P	P	P	P	P	P	P	P	P	P	P	P	P	P	P	P	P	P
King, Shaun	3	0	14	0	DNP	DNP	DNP	DNP	DNP	DNP	DNP	DNP	DNP	DNP	DNP	DNP	DNP	DNP	DNP	DNP	DNP	DNP	DNP

2001 SEASON REVIEW

2001 Participation Chart

Legend:
 Position Abbreviation Indicates Start (e.g., RCB indicates started at right cornerback)
 DNP = Did Not Play
 IA = Inactive
 PUP = Phys. Unable to Perform
 IR = Injured Reserve

Player	Regular Season		1	2	3	4	5	6	7	8	9	10	11	12	13	14	15	16	P1	
	GP	GS																		
Kirby, Charles	0	0	0	0	0	0	0	0	0	0	0	0	0	0	0	0	0	0	0	IR
Lynch, John	16	16	0	0	0	0	0	0	0	0	0	0	0	0	0	0	0	0	0	IR
Mack, Kendall	0	0	0	0	0	0	0	0	0	0	0	0	0	0	0	0	0	0	0	IR
McCaslin, Eugene	0	0	0	0	0	0	0	0	0	0	0	0	0	0	0	0	0	0	0	IR
McDaniell, Randall	16	16	0	0	0	0	0	0	0	0	0	0	0	0	0	0	0	0	0	IR
McDermott, Sean	16	0	0	0	0	0	0	0	0	0	0	0	0	0	0	0	0	0	0	IR
McFarland, Anthony	14	14	0	0	0	0	0	0	0	0	0	0	0	0	0	0	0	0	0	IR
Midget, Anthony	0	0	0	0	0	0	0	0	0	0	0	0	0	0	0	0	0	0	0	IR
Moore, Dave	16	16	0	0	0	0	0	0	0	0	0	0	0	0	0	0	0	0	0	IR
Murphy, Frank	11	0	0	0	0	0	0	0	0	0	0	0	0	0	0	0	0	0	0	IR
Pierson, Pete	16	0	0	0	0	0	0	0	0	0	0	0	0	0	0	0	0	0	0	IR
Quaries, Shelton	16	16	0	0	0	0	0	0	0	0	0	0	0	0	0	0	0	0	0	IR
Rice, Frank	0	0	0	0	0	0	0	0	0	0	0	0	0	0	0	0	0	0	0	IR
Rice, Simeon	16	16	0	0	0	0	0	0	0	0	0	0	0	0	0	0	0	0	0	IR
Roberg, Mike	1	0	0	0	0	0	0	0	0	0	0	0	0	0	0	0	0	0	0	IR
Royals, Mark	16	0	0	0	0	0	0	0	0	0	0	0	0	0	0	0	0	0	0	IR
Sapp, Warren	16	16	0	0	0	0	0	0	0	0	0	0	0	0	0	0	0	0	0	IR
Singleton, Alstermond	16	0	0	0	0	0	0	0	0	0	0	0	0	0	0	0	0	0	0	IR
Smith, Dwight	15	0	0	0	0	0	0	0	0	0	0	0	0	0	0	0	0	0	0	IR
Stecker, Aaron	13	0	0	0	0	0	0	0	0	0	0	0	0	0	0	0	0	0	0	IR
Thomas, Eric	0	0	0	0	0	0	0	0	0	0	0	0	0	0	0	0	0	0	0	IR
Thweatt, Byron	0	0	0	0	0	0	0	0	0	0	0	0	0	0	0	0	0	0	0	IR
Tuitele, Maugauala	0	0	0	0	0	0	0	0	0	0	0	0	0	0	0	0	0	0	0	IR
Vance, Eric	10	0	0	0	0	0	0	0	0	0	0	0	0	0	0	0	0	0	0	IR
Walker, Kenyatta	16	16	0	0	0	0	0	0	0	0	0	0	0	0	0	0	0	0	0	IR
Warner, Ron	0	0	0	0	0	0	0	0	0	0	0	0	0	0	0	0	0	0	0	IR
Washington, Todd	15	1	0	0	0	0	0	0	0	0	0	0	0	0	0	0	0	0	0	IR
Webster, Nate	16	1	0	0	0	0	0	0	0	0	0	0	0	0	0	0	0	0	0	IR
White, Steve	16	1	0	0	0	0	0	0	0	0	0	0	0	0	0	0	0	0	0	IR
Williams, Karl	15	3	0	0	0	0	0	0	0	0	0	0	0	0	0	0	0	0	0	IR
Wunsch, Jerry	16	16	0	0	0	0	0	0	0	0	0	0	0	0	0	0	0	0	0	IR
Wynns, Ellis	4	0	5	7	0	0	0	0	0	0	0	0	0	0	0	0	0	0	0	IR
Wynn, Milton	1	0	0	0	0	0	0	0	0	0	0	0	0	0	0	0	0	0	0	IR
Yoder, Todd	16	1	0	0	0	0	0	0	0	0	0	0	0	0	0	0	0	0	0	IR

2001 SEASON REVIEW

2001 Personnel Log

- Jan. 3** – Signed one-year contracts with WR **Eddie Hardaway**, G **Kendell Mack**, TE **Randy Palmer**, DB **Terrance Parrish** and DT **Matt Sweeney**.
- Jan. 5** – Signed G **Wilbert Brown** to a two-year contract, and P **Andrew Bayes** and CB **Anthony Midget** to one-year contracts.
- Jan. 9** – Terminated offensive coordinator **Les Steckel**. Signed TE **Damian Vaughn** to a two-year contract, and DT **Chartric Darby** and QB **Ted White** to one-year contracts.
- Jan. 30** – Waived T **Jason Odom** so that he could announce his retirement.
- Feb. 8** – Named **Jim Caldwell** quarterbacks coach, **Joe Barry** linebackers coach and **Mike Tomlin** defensive backs coach.
- Feb. 19** – Signed DB **Antonious Bonner** to a one-year contract.
- Feb. 28** – Re-signed LB **Jamie Duncan** to a one-year contract. Tendered one-year contract offers to RB **Rabih Abdullah**, DT **James Cannida**, CB **Brian Kelly** and C/G **Todd Washington**.
- Mar. 2** – Claimed QB **Ryan Leaf** off waivers.
- Mar. 4** – Signed DE **Ron Warner** to a one-year contract.
- Mar. 6** – Signed QB **Brad Johnson** to a five-year contract. Traded QB **Eric Zeier** to Atlanta for an undisclosed draft pick in the 2001 NFL Draft.
- Mar. 19** – Signed QB **Ryan Leaf** to a three-year contract. Traded LB **Jeff Gooch** to St. Louis for a fifth-round draft pick in the 2001 NFL Draft.
- Mar. 22** – LB **Jeff Gooch** returned to team after failing a physical with St. Louis.
- Mar. 23** – Signed DE **Simeon Rice** to a five-year contract.
- Apr. 2** – Named **Alan Williams** defensive assistant and **Kevin O'Dea** offensive assistant.
- Apr. 9** – Signed LB **Jude Waddy** to a two-year contract.
- Apr. 10** – Signed CB **Ronde Barber** to a six-year contract and T **Jerry Wunsch** to a five-year contract.
- Apr. 20** – Released DE **Chidi Ahanotu**.
- Apr. 21** – Drafted OT **Kenyatta Walker** (first round) and CB **Dwight Smith** (third round).
- Apr. 22** – Drafted S **John Howell** (fourth round), OG **Russ Hochstein** (fifth round), FB **Jameel Cook** (sixth round), DE **Ellis Wyms** (sixth round), TE **Daunte' Finger** (seventh round), S **Than Merrill** (seventh round) and DL **Joe Tafoya** (seventh round).
- Apr. 23** – Signed DT **Andy Aracri**, CB **Alexander Ardley**, LS **Ryan Benjamin**, LB **Marq Cerqua**, OG/C **Shane Grice**, OT **Brian Gruber**, OG **Leon Hires**, WR **Margin Hooks**, WR **Khori Ivy**, WR **Robert Kilow**, DT **Mike Mackenzie**, TE **David Newman**, WR **Jacquay Nunnally**, WR **Frank Rice**, LB **Byron Thweatt**, WR **Alex Willis** and RB **Jamie Wilson** to contracts as college free agents. Released QB **Ted White**.
- Apr. 26** – Signed RB **Jeff Chaney** and DT **Terry Jolly** to contracts as college free agents.
- June 4** – Signed LS **Sean McDermott** and CB **Corey Ivy** to two-year contracts. Released DT **Andy Aracri**.
- June 7** – Released LS **Ryan Benjamin**.
- June 18** – Released CB **Alex Ardley**.
- July 3** – Released WR **Chris Daniels**.
- July 16** – Agreed to terms with draft picks G **Russ Hochstein**, FB **Jameel Cook**, DE **Ellis Wyms** and S **Than Merrill** on three-year contracts.
- July 17** – Agreed to terms with draft pick CB **Dwight Smith** on four-year contract.
- July 18** – Agreed to terms with draft pick DE **Joe Tafoya** on three-year contract. Released DT **Matt Sweeney**.
- July 23** – Agreed to terms with draft pick TE **Dauntae' Finger** on three-year contract and free agent WR **Gerald Harris** on two-year contract.
- July 25** – Signed S **John Howell** to three-year contract and RB **Pepe Pearson** to one-year contract. Released WR **Eddie Hardaway**.

2001 Personnel Log

- July 31** – Signed WR **Mike Chandler** to one-year contract.
- Aug. 1** – Signed P **Jason Malecki** to one-year contract.
- Aug. 10** – Signed FB **Leroy McFadden** to one-year contract. Placed FB **Charles Kirby** on injured reserve. Released RB **Jamie Wilson**.
- Aug. 15** – Signed G/C **Eric Thomas** to one-year contract. Placed WR **Frank Rice** on injured reserve.
- Aug. 17** – Released (injury settlements) DE **John McLaughlin** and CB **Terrance Parrish**.
- Aug. 20** – Claimed P **Aron Langley** off waivers from Jacksonville. Released WR **Margin Hooks** and P **Jason Malecki**.
- Aug. 23** – Signed LB **Al Rice** to one-year contract. Released WR **Mike Chandler**.
- Aug. 24** – Signed LB **Derrick Brooks** to four-year contract extension through the 2006 season.
- Aug. 27** – Released CB/S **Antionious Bonner**, RB **Jeff Chaney**, TE **Dauntae' Finger**, G/C **Shane Grice**, P **Aron Langley**, FB **Leroy McFadden**, CB **Anthony Midget**, TE **David Newman**, WR **Jacquay Nunnally**, G/C **Eric Thomas**, LB **Jude Waddy** and WR **Alex Willis**.
- Aug. 28** – Released (injury settlement) DL **Mike Mackenzie**.
- Aug. 29** – Claimed TE **Mike Roberg** off waivers from Carolina. Released (injury settlement) T **Brian Gruber**.
- Sept. 2** – Released P **Andrew Bayes**, G **Wilbert Brown**, C/G **Leon Hires**, T **George Hegamin**, WR **Gerald Harris**, CB **Corey Ivy**, WR **Khori Ivy**, DT **Terry Jolly**, WR **Robert Kilow**, S **Than Merrill**, TE **Randy Palmer**, RB **Pepe Pearson**, LB **Al Rice**, TE **Mike Roberg**, LB **Byron Thweatt** and TE **Damian Vaughn**. Released (injury settlement) DE **Joe Tafoya**. Placed G **Kendell Mack** on injured reserve.
- Sept. 3** – Claimed WR **Milton Wynn** off waivers from St. Louis. Released QB **Ryan Leaf**. Signed C/G **Leon Hires**, CB **Corey Ivy** and TE **Mike Roberg** to the practice squad.
- Sept. 4** – Signed DT **DeVone Claybrooks** to the practice squad.
- Sept. 5** – Signed G/C **Eric Thomas** to the practice squad.
- Sept. 8** – Signed C/G **Leon Hires** to the active roster. Released DE **Ron Warner**.
- Sept. 10** – Signed DE **Ron Warner** to the practice squad.
- Sept. 26** – Signed G **Shane Grice** to a two-year contract. Released C/G **Leon Hires**.
- Oct. 3** – Signed RB **Robert Arnaud** to practice squad. Released C/G **Eric Thomas**.
- Oct. 17** – Signed LB **Byron Thweatt** to practice squad. Released DT **Devone Claybrooks**.
- Oct. 24** – Signed WR **Darryl Daniel** to practice squad. Released LB **Byron Thweatt**.
- Oct. 31** – Signed LB **Byron Thweatt** to practice squad. Released RB **Robert Arnaud**.
- Nov. 6** – Signed CB **Anthony Midget** to practice squad. Released LB **Byron Thweatt**.
- Nov. 10** – Signed CB **Corey Ivy** to the active roster. Released G **Shane Grice**.
- Nov. 13** – Signed G **Shane Grice** to the practice squad. Released CB **Anthony Midget**.
- Nov. 14** – Signed LB **Eugene McCaslin** to the practice squad.
- Nov. 23** – Signed T **Brian Gruber** to the practice squad. Released LB **Eugene McCaslin**.
- Dec. 4** – Signed TE **Mike Roberg** to the active roster. Released CB **Corey Ivy**.
- Dec. 5** – Signed CB **Corey Ivy** to practice squad.
- Dec. 22** – Signed G **Shane Grice** to the active roster. Released LB **Marq Cerqua**.
- Dec. 27** – Signed K **Doug Brien** to a one-year contract. Placed S **Eric Vance** on injured reserve. Signed LB **Maugaula Tuitele** to the practice squad.

2001 SEASON REVIEW

The Last Time

(Regular Season Only)

- INDIVIDUAL -

100 YARDS RUSHING

By Buccaneers - 101 by Mike Alstott, vs. New Orleans, 12/23/01
By Opponents - 173 by Anthony Thomas, at Chicago, 12/16/01

TWO 100-YARD RUSHERS IN SAME GAME

By Buccaneers - 128 by Mike Alstott and 111 by Warrick Dunn, vs. Minnesota, 11/1/98*
By Opponents - 122 by Napoleon Kaufman and 111 by Tyrone Wheatley, at Oakland, 12/19/99

150 YARDS RUSHING

By Buccaneers - 210 by Warrick Dunn, vs. Dallas, 12/3/00
By Opponents - 173 by Anthony Thomas, at Chicago, 12/16/01

200 YARDS RUSHING

By Buccaneers - 210 by Warrick Dunn, vs. Dallas, 12/3/00
By Opponents - 215 by Barry Sanders, vs. Detroit, 10/12/97

300 YARDS PASSING

By Buccaneers - 305 by Brad Johnson, vs. Detroit, 12/9/01
By Opponents - 322 by Daunte Culpepper, at Minnesota, 9/30/01

400 YARDS PASSING

By Buccaneers - 469 by Vinny Testaverde, at Indianapolis, 10/16/88
By Opponents - 418 by Lynn Dickey, vs. Green Bay, 10/12/80*

100 YARDS RECEIVING

By Buccaneers - 119 by Keyshawn Johnson, at Chicago, 12/16/01
By Opponents - 139 by Torry Holt, at St. Louis, 11/26/01

TWO 100-YARD RECEIVERS IN SAME GAME

By Buccaneers - 115 by Mark Carrier and 107 by Lawrence Dawsey, vs. Green Bay, 9/13/92
By Opponents - 158 by Bill Schroeder and 152 by Antonio Freeman, at Green Bay, 10/10/99

150 YARDS RECEIVING

By Buccaneers - 159 by Keyshawn Johnson, vs. Pittsburgh, 10/21/01
By Opponents - 165 by Marty Booker, vs. Chicago, 11/18/01

200 YARDS RECEIVING

By Buccaneers - 212 by Mark Carrier, at New Orleans, 12/6/87
By Opponents - NONE

10 OR MORE RECEPTIONS

By Buccaneers - 10 by Keyshawn Johnson, vs. Detroit, 12/9/01
By Opponents - 11 by Kevin Faulk, at New England, 9/3/00

FIVE TOUCHDOWN PASSES

By Buccaneers - Steve DeBerg, vs. Atlanta, 9/13/87*
By Opponents - Wade Wilson, vs. Atlanta, 12/13/92

FOUR TOUCHDOWN PASSES

By Buccaneers - Shaun King, vs. Minnesota, 10/29/00
By Opponents - Brad Johnson, at Minnesota, 9/6/98

THREE TOUCHDOWN PASSES

By Buccaneers - Brad Johnson, vs. New Orleans, 12/23/01
By Opponents - Aaron Brooks, vs. New Orleans, 12/23/01

FOUR TOUCHDOWN RECEPTIONS

By Buccaneers - Jimmie Giles, at Miami, 10/20/85*
By Opponents - Jerry Rice, vs. San Francisco, 11/14/93

THREE TOUCHDOWN RECEPTIONS

By Buccaneers - Jimmie Giles (4), at Miami, 10/20/85
By Opponents - Marty Booker, vs. Chicago, 11/18/01

TWO TOUCHDOWN RECEPTIONS

By Buccaneers - Keyshawn Johnson, vs. St. Louis, 12/18/00
By Opponents - Demeane Douglas, vs. Philadelphia, 1/6/02

THREE RUSHING TOUCHDOWNS

By Buccaneers - Mike Alstott, vs. Minnesota, 10/28/01
By Opponents - Marshall Faulk, vs. St. Louis, 12/24/00

TWO RUSHING TOUCHDOWNS

By Buccaneers - Mike Alstott, at St. Louis, 11/26/01
By Opponents - Ahman Green, at Green Bay, 12/24/00

ONE RUSHING TOUCHDOWN AND ONE RECEIVING TOUCHDOWN

By Buccaneers - Warrick Dunn, at Tennessee, 10/14/01
By Opponents - Marshall Faulk (3 run, 1 rec.), vs. St. Louis, 12/18/00

FOUR FIELD GOALS

By Buccaneers - Martin Gramatica, vs. New Orleans, 12/23/01
By Opponents - Jason Hanson, vs. Detroit, 12/9/01

THREE FIELD GOALS

By Buccaneers - Doug Brien, vs. Baltimore, 12/29/01
By Opponents - Jason Hanson (4), vs. Detroit, 12/9/01

TWO INTERCEPTIONS

By Buccaneers - Ronde Barber (3), vs. New Orleans, 12/23/01
By Opponents - Dexter McCleon, vs. St. Louis, 12/18/00

TWO SACKS

By Buccaneers - Dexter Jackson, vs. Baltimore, 12/29/01
By Opponents - James Hall (3.5), vs. Detroit, 12/9/01

THREE SACKS

By Buccaneers - Marcus Jones (4), vs. Detroit, 10/19/00
By Opponents - James Hall (3.5), vs. Detroit, 12/9/01

RUN OF 25 OR MORE YARDS

By Buccaneers - 39t by Mike Alstott, vs. Green Bay, 10/7/01
By Opponents - 25 by Anthony Thomas, at Chicago, 12/16/01

RUN OF 50 OR MORE YARDS

By Buccaneers - 52t by Warrick Dunn, vs. St. Louis, 12/18/00
By Opponents - 63t by Ahman Green, at Green Bay, 11/4/01

RECEPTION OF 50 OR MORE YARDS

By Buccaneers - 75 by Jacquez Green, vs. N.Y. Jets, 9/24/00
By Opponents - 62 by David Terrell, at Chicago, 12/16/01

RECEPTION OF 75 OR MORE YARDS

By Buccaneers - 75 by Jacquez Green, vs. N.Y. Jets, 9/24/00
By Opponents - 79 by Herman Moore (from Scott Mitchell), vs. Detroit, 10/12/97

FIELD GOAL OF 50 OR MORE YARDS

By Buccaneers - 54 and 51 yards by Martin Gramatica, vs. Green Bay, 11/12/00
By Opponents - 50 by Jason Hanson, vs. Detroit, 12/9/01

PUNT OF 70 OR MORE YARDS

By Buccaneers - 74 by Sean Landeta, at N.Y. Jets, 12/14/97
By Opponents - 71 by Craig Hentrich, vs. Tennessee, 11/8/98

KICKOFF RETURNED FOR A TOUCHDOWN

By Buccaneers - NONE
By Opponents - 105 yards by Terry Fair, at Detroit, 9/28/98

PUNT RETURNED FOR A TOUCHDOWN

By Buccaneers - 84 yards by Karl Williams, at Detroit, 11/11/01
By Opponents - 55 yards by Allen Rossum, at Green Bay, 11/4/01

2001 SEASON REVIEW

INTERCEPTION RETURNED FOR A TOUCHDOWN

- By Buccaneers - 36 yards by Ronde Barber, vs. New Orleans, 12/23/01
By Opponents - 38 yards by Tony Parrish, at Chicago, 11/19/00

FUMBLE RETURNED FOR A TOUCHDOWN

- By Buccaneers - 24 yards by Ronde Barber, 9/10/00
By Opponents - 13 yards by Lance Johnstone, at Oakland, 12/19/99

BLOCKED PUNT

- By Buccaneers - Todd Yoder, vs. Baltimore (Kyle Richardson), 12/29/01
By Opponents - Raymond Austin, at N.Y. Jets (Sean Landeta), 12/14/97

BLOCKED PUNT RETURNED FOR A TOUCHDOWN

- By Buccaneers - 11 yards by Todd Yoder, at Cincinnati (Nick Harris' punt blocked by Ronde Barber), 12/2/01
By Opponents - 11 yards by Anthony Marshall, vs. Chicago (Reggie Roby's punt blocked by Marshall), 9/17/95

BLOCKED FIELD GOAL

- By Buccaneers - Marcus Jones, vs. Dallas, 12/3/00
By Opponents - David Terrell, at Washington, 10/1/00

BLOCKED FIELD GOAL RETURNED FOR A TOUCHDOWN

- By Buccaneers - 53 yards by Donnie Abraham, at Minnesota (Gary Anderson kick blocked by Warren Sapp), 10/9/00
By Opponents - NONE

MISSED PAT

- By Buccaneers - Team (fumbled snap), at Philadelphia, 9/19/99
By Opponents - John Kasay (wide right), at Carolina, 10/1/95

TWO-POINT CONVERSION

- By Buccaneers - Shaun King run, vs. New Orleans, 12/23/01
By Opponents - Marshall Faulk run, at St. Louis, 11/26/01

SAFETY

- By Buccaneers - Team (blocked punt recovered in end zone), vs. Detroit, 10/19/00
By Opponents - Team (fumbled snap out of end zone), at Philadelphia, 9/19/99

- TEAM -

SCORED 40 OR MORE POINTS

- By Buccaneers - Tampa Bay 48, New Orleans, 21, 12/23/01
By Opponents - Oakland 45, Tampa Bay 0, 12/19/99

WON BY 20 OR MORE POINTS

- By Buccaneers - Tampa Bay 48, New Orleans, 21, 12/23/01
By Opponents - Chicago 27, Tampa Bay 3, 12/16/01

WON GAME AFTER TRAILING BY 10 OR MORE POINTS

- By Buccaneers - Tampa Bay 23, Detroit 16 (after down 10-0), 12/12/99
By Opponents - Philadelphia 17, Tampa Bay 13 (after down 13-3), 1/6/02

WON GAME IN OVERTIME

- By Buccaneers - Tampa Bay 16, Cincinnati 13 (Martin Gramatica 21 FG), 12/2/01
By Opponents - Tennessee, 31, Tampa Bay 28 (Joe Nedney 49 FG), 10/14/01

WON GAME IN LAST MINUTE OF REGULATION

- By Buccaneers - Tampa Bay 15, Detroit 12 (Keyshawn Johnson 13 rec., 0:45 left), 12/9/01
By Opponents - N.Y. Jets 21, Tampa Bay 17 (Wayne Chrebet 18 reception, 0:52 left), 9/24/00

WON GAME ON NATIONAL TV

- By Buccaneers - Tampa Bay 22, Baltimore 10 (ABC Sunday Night), 12/29/01
By Opponents - Philadelphia 17, Tampa Bay 13 (ESPN Sunday Night), 1/7/02

WON BY SHUTDOWN

- By Buccaneers - Tampa Bay 41, Chicago 0, 9/10/00
By Opponents - Oakland 45, Tampa Bay 0, 12/19/99

500 OR MORE TOTAL NET YARDS OF OFFENSE

- By Buccaneers - 573 at Minnesota, 11/16/80*
By Opponents - 581 at New York Jets, 11/17/85

400 OR MORE TOTAL NET YARDS OF OFFENSE

- By Buccaneers - 414, vs. Chicago, 11/18/01
By Opponents - 402, at Minnesota, 9/30/01

200 OR MORE RUSHING YARDS

- By Buccaneers - 205, vs. St. Louis, 12/18/00
By Opponents - 207, at Chicago, 12/16/01

150 OR MORE RUSHING YARDS

- By Buccaneers - 157, vs. New Orleans, 12/23/01
By Opponents - 207, at Chicago, 12/16/01

400 OR MORE NET YARDS PASSING

- By Buccaneers - 444, at Indianapolis, 10/16/88
By Opponents - 415, Green Bay (OT), 10/12/80

300 OR MORE NET YARDS PASSING

- By Buccaneers - 395, vs. Chicago, 11/18/01
By Opponents - 312, at Minnesota, 9/30/01

OPPONENTS HELD TO LESS THAN 200 YARDS OF NET OFFENSE

- By Buccaneers - 195, vs. Minnesota, 10/28/01
By Opponents - 194, at Green Bay, 11/4/01

OPPONENTS HELD TO LESS THAN 100 NET PASSING YARDS

- By Buccaneers - 28, at Dallas, 9/9/01
By Opponents - 90, vs. Baltimore, 12/29/00

OPPONENTS HELD TO LESS THAN 50 RUSHING YARDS

- By Buccaneers - 41, vs. New Orleans, 12/23/01
By Opponents - 19, vs. Chicago, 11/18/01

SUCCESSFUL ONSIDE KICK

- By Buccaneers - at Detroit (recovered at Det 34 by Darrick Brownlow), 9/27/92
By Opponents - at Dallas (recovered at Dal 42 by George Teague), 9/9/01

FORCED FOUR TURNOVERS

- By Buccaneers - vs. New Orleans (4 interceptions), 12/23/01
By Opponents - vs. Chicago (two fumbles, two interceptions), 12/16/01

FORCED FIVE TURNOVERS

- By Buccaneers - at St. Louis (6, three fumbles, two interceptions), 11/26/01
By Opponents - vs. Kansas City (6 - five fumbles, one interception), 11/14/99

FORCED SIX TURNOVERS

- By Buccaneers - at St. Louis (four fumbles, two interceptions), 11/26/01
By Opponents - vs. Kansas city (five fumbles, one interception), 11/14/99

RECOVERED THREE OPPONENT FUMBLES

- By Buccaneers - at St. Louis (4), 11/26/01
By Opponents - vs. Kansas City (5), 11/14/99

INTERCEPTED THREE PASSES

- By Buccaneers - vs. New Orleans (4), 12/23/01
By Opponents - vs. Detroit, 10/19/00

* Indicates performances that have only happened once in team history

2001 SEASON REVIEW

2001 Final Team Rankings American Football Conference

	Total	Offense Rush	Pass	Total	Defense Rush	Pass
Baltimore	8	7	7	2	2	4
Buffalo	7	12	6	11	13	8
Cincinnati	13	10	12	5	7	7
Cleveland	16	16	15	12	16	6
Denver	12	6	13	4	4	10
Indianapolis	1	4	1	16	12	15
Jacksonville	10	15	8	7	6	12
Kansas City	3	3	3	13	14	9
Miami	11	13	9	3	9	*1
New England	9	9	11	14	10	14
N.Y. Jets	14	2	16	9	15	3
Oakland	4	14	2	8	11	5
Pittsburgh	2	*1	10	*1	*1	2
San Diego	6	11	5	6	5	11
Seattle	15	5	14	10	8	13
Tennessee	5	8	4	15	3	16

National Football Conference

	Total	Offense Rush	Pass	Total	Defense Rush	Pass
Arizona	10	12	7	13	13	12
Atlanta	7	7	10	14	11	15
Carolina	15	14	13	15	15	13
Chicago	11T	8	12	9	1	14
Dallas	14	2	15	2	6	2
Detroit	8	13	3	11	12	11
Green Bay	3	10	2	6	8	6
Minnesota	6	11	4	12	14	8
New Orleans	5	9	6	10	7	7
N.Y. Giants	4	6	5	8	3	10
Philadelphia	9	5	11	4	9	1
St. Louis	*1	3	*1	1	2	5
San Francisco	2	1	8	7	4	9
Tampa Bay	11T	15	9	3	5	3
Washington	13	4	14	5	10	4

National Football League

	Total	Offense Rush	Pass	Total	Defense Rush	Pass
Arizona	18	27	13	28	24	26
Atlanta	15	16	17	30	21	30
Baltimore	14	11	16	2	4	8
Buffalo	13	22	12	21	26	13
Carolina	30	29	26	31	31	28
Chicago	26T	17	24	15	2	29
Cincinnati	23	18T	23	9	11	12
Cleveland	31	31	28	22	29	10
Dallas	29	3	31	4	13	3
Denver	22	10	25	8	6	16
Detroit	16	28	6	26	23	25
Green Bay	6	21	3	12	16	15
Indianapolis	2	7	2	29	25	27
Jacksonville	20	26	18	16T	10	22
Kansas City	5	6	5	23	27	14
Miami	21	23	19	5	17	*1
Minnesota	12	25	7	27	30	18
New England	19	13	22	24	19	24
New Orleans	10	18T	10	16T	14	17
N.Y. Giants	9	15	8T	14	8	21
N.Y. Jets	24	4	29	19	28	7
Oakland	7	24	4	18	22	9
Philadelphia	17	14	20	7	18	2
Pittsburgh	3	*1	21	*1	*1	4
St. Louis	*1	5	*1	3	3	11
San Diego	11	20	11	11	7	20
San Francisco	4	2	14	13	9	19
Seattle	25	9	27	20	15	23
Tampa Bay	26T	30	15	6	12	5
Tennessee	8	12	8T	25	5	31
Washington	28	8	30	10	20	6

T = Tied for position; * = League Leader

2001 SEASON REVIEW

2001 NFL Standings

American Football Conference

EASTERN DIVISION

Team	W	L	T	PCT	PF	PA
New England	11	5	0	.688	371	272
*Miami	11	5	0	.688	344	290
*NY Jets	10	6	0	.625	308	295
Indianapolis	6	10	0	.375	413	486
Buffalo	3	13	0	.188	265	420

CENTRAL DIVISION

Team	W	L	T	PCT	PF	PA
Pittsburgh	13	3	0	.812	352	212
*Baltimore	10	6	0	.625	303	265
Cleveland	7	9	0	.438	285	319
Tennessee	7	9	0	.438	336	388
Jacksonville	6	10	0	.375	294	286
Cincinnati	6	10	0	.375	226	309

WESTERN DIVISION

Team	W	L	T	PCT	PF	PA
Oakland	10	6	0	.625	399	327
Seattle	9	7	0	.562	301	324
Denver	8	8	0	.500	340	339
Kansas City	6	10	0	.375	320	344
San Diego	5	11	0	.312	332	321

National Football Conference

EASTERN DIVISION

Team	W	L	T	PCT	PF	PA
Philadelphia	11	5	0	.688	343	208
Washington	8	8	0	.500	256	303
NY Giants	7	9	0	.438	294	321
Arizona	7	9	0	.438	295	343
Dallas	5	11	0	.312	246	338

CENTRAL DIVISION

Team	W	L	T	PCT	PF	PA
Chicago	13	3	0	.812	338	203
*Green Bay	12	4	0	.750	390	266
*Tampa Bay	9	7	0	.562	324	280
Minnesota	5	11	0	.312	290	390
Detroit	2	14	0	.125	270	424

WESTERN DIVISION

Team	W	L	T	PCT	PF	PA
St. Louis	14	2	0	.875	503	273
*San Francisco	12	4	0	.750	409	282
New Orleans	7	9	0	.438	333	409
Atlanta	7	9	0	.438	291	377
Carolina	1	15	0	.062	253	410

* Wild Card qualifier for playoffs

2001 NFL PLAYOFFS AT A GLANCE

Home Team in CAPS

AFC Wild Card Playoff Games

OAKLAND 38, N.Y. Jets 24
Baltimore 20, MIAMI 3

AFC Divisional Playoff Games

NEW ENGLAND 16, Oakland 13 (OT)
PITTSBURGH 27, Baltimore 10

AFC Championship Game

New England 24, PITTSBURGH 17

NFC Wild Card Playoff Games

PHILADELPHIA 31, Tampa Bay 9
GREEN BAY 25, San Francisco 15

NFC Divisional Playoff Games

Philadelphia 33, CHICAGO 19
ST. LOUIS 45, Green Bay 17

NFC Championship Game

ST. LOUIS 29, Philadelphia 24

SUPER BOWL XXXV

New England 20, St. Louis 17

AFC-NFC PRO BOWL

AFC 38, NFC 30

2001 SEASON REVIEW

2001 Game-By-Game Recaps



GAME 1



BUCS 10 COWBOYS 6 September 9, 2001 Texas Stadium (61,521)

IRVING - QB Brad Johnson scored on a one-yard keeper early in the fourth quarter and the Bucs defense made it stand up for a 10-6 victory in the 2001 season opener at Texas Stadium. The Bucs won for the first time in eight tries at Dallas and claimed their season opener for the second straight year on the road. Tampa Bay's defense shut down the Cowboys offense all day, allowing just 127 total yards, including 28 in the air. Cowboys rookie QB Quincy Carter completed 9-of-19 passes with two interceptions, and Dallas could muster just two field goals from K Tim Seder. Tampa Bay opened the scoring on the first drive of the game, closing out a 13-play drive with a 39-yard FG by K Martin Gramatica. But Dallas evened the game on the ensuing possession with a 22-yard FG by Seder, and the game remained tied at 3-3 until the third quarter when the Cowboys grabbed their first lead off the game on a 46-yard FG by Seder. After the teams exchanged punts, the Bucs offense took over at its own 23-yard line with 4:08 remaining in the third quarter. Johnson marched the team down the field on a 13-play, 77-yard drive for the go-ahead score. Johnson, who started the contest with nine consecutive completions, threw for 195 yards on 25-of-34 passing attempts in his Buccaneer debut. WR Jacquez Green led the unit with eight catches for 75 yards, while Keyshawn Johnson hauled in seven passes for 71 yards. RB Warrick Dunn led the ground attack with 56 yards on 22 carries and added four receptions for 21 yards. Tampa Bay's defense, which held Dallas to 1-of-10 on third down conversions, benefited from a first-quarter interception by FS Dexter Jackson, the first of his career, and another pick by SS John Lynch to seal the victory with 1:15 left in the fourth quarter.

SCORING

	1	2	3	4	F
TB	3	0	0	7	10
DAL	3	0	3	0	6

TB - Gramatica 39-yd. FG
 DAL - Seder 22-yd. FG
 DAL - Seder 46-yd. FG
 TB - B. Johnson 1-yd. run (Gramatica kick)



TEAM STATISTICS

	TB	DAL
First Downs	19	8
3rd Downs	8-15	1-10
Total Yards	263	127
Rushing Yards	71	99
Passing Yards	192	28
Punts-Avg.	442.3	536.8
Fumbles-Lost	1-1	2-1
Penalties-Yds.	6-61	4-32
Time of Possession	36:32	23:28

INDIVIDUAL STATISTICS

Rushing: TB: Dunn 22-56, Alstott 5-12, B. Johnson 4-2, Stecker 2-1.
 DAL: Smith 13-40, Thomas 2-28, Carter 4-16, T. Hambrick 1-10, Ismail 2-3, Wiley 1-2.

Passing: TB: B. Johnson 34-25-195, 0 TD, 1 INT.
 DAL: Carter 19-9-34, 0 TD, 2 INT.

Receiving: TB: Green 8-75, K. Johnson 7-71, Dunn 4-21, Alstott 4-15, Williams 1-9, Cook 1-4.
 DAL: Galloway 6-18, Wiley 3-16.

Interceptions: TB: Jackson 1-13, Lynch 1-4.
 DAL: Woodson 1-0.

Punt Returns: TB: Williams 2-0, 1 LG, 1 FC.
 DAL: McGarity 3-18, 11 LG, 1 FC.

Kickoff Returns: TB: Williams 1-13, 13 LG.
 DAL: Swinton 3-131, 77 LG.

Sacks: TB: Jones 1-3, White 1-3.
 DAL: Reese 1-2, Ellis 1-1.

2001 SEASON REVIEW

2001 Game-By-Game Recaps



GAME 2



VIKINGS 20 BUCS 16 **September 30, 2001** **Metrodome (64,105)**

MINNEAPOLIS - Minnesota QB Daunte Culpepper ran eight yards on a quarterback sneak with 1:03 remaining in the game as the Vikings rallied for a 20-16 victory over Tampa Bay at the Metrodome. Tampa Bay drove down the field with the clock winding down, but QB Brad Johnson was intercepted at the three-yard line by Eric Kelly with 10 seconds left. The Bucs had taken a 16-13 lead early in the final period on a six-yard run by RB Warrick Dunn. CB Ronde Barber intercepted Culpepper on the next series and the Bucs offense marched to the Vikings 26-yard line before a holding call pushed the ball back to the 36. Tampa Bay was forced to punt and the Vikings put together a 96-yard, 11-play drive for the game-winning score. Minnesota led 10-6 at the half, with K Martin Gramatica nailing two FGs for Tampa Bay's points, one of which was set up by an interception by LB Derrick Brooks on the first series of the game. Gramatica cut the lead to 10-9 with a 49-yarder in the third quarter, but K Gary Anderson extended the edge to 13-9 with a 29-yard FG late in the period. Brad Johnson passed for 224 yards on 20-of-34 attempts, and WR Keyshawn Johnson grabbed seven receptions for 96 yards. Dunn paced the rushing game with 11 carries for 65 yards prior to suffering a right foot sprain in the final quarter. DE Simeon Rice notched his first sack as a Buccaneer in the fourth quarter.

SCORING

	1	2	3	4	F
TB	3	3	3	7	16
MIN	7	3	3	7	20

- TB** - Gramatica 25-yd. FG
- MIN** - Carter 13-yd. pass from Culpepper (Anderson kick)
- MIN** - Andersen 24-yd. FG
- TB** - Gramatica 25-yd. FG
- TB** - Gramatica 49-yd. FG
- MIN** - Andersen 29-yd. FG
- TB** - Dunn 6-yd. run (Gramatica kick)
- MIN** - Culpepper 8-yd. run (Anderson kick)

TEAM STATISTICS

	TB	MIN
First Downs	20	25
3rd Downs	1-8	9-12
Total Yards	331	402
Rushing Yards	108	90
Passing Yards	223	312
Punts-Avg.	3-42.7	1-37.0
Fumbles-Lost	0-0	0-0
Penalties-Yds.	3-25	6-36
Time of Possession	23:45	36:15

INDIVIDUAL STATISTICS

- Rushing:** **TB:** Dunn 11-65, Alstott 3-24, B. Johnson 2-19.
MIN: Bennett 13-51, Culpepper 5-20, Moss 1-9, Chapman 3-6, Morrow 1-3, Kleinsasser 1-1.
- Passing:** **TB:** B. Johnson 34-20-224, 0 TD, 1 INT.
MIN: Culpepper 44-30-322, 1 TD, 2 INT.
- Receiving:** **TB:** K. Johnson 7-96, Dunn 5-34, Green 3-54, Stecker 3-33, Alstott 2-7.
MIN: Kleinsasser 8-51, Bennett 6-26, Moss 5-86, Carter 5-62, Chamberlain 4-88, Chapman 1-7, Reed 1-2.
- Interceptions:** **TB:** Barber 1-12, Brooks 1-2.
MIN: Kelly 1-2.
- Punt Returns:** **TB:** Williams 1-0, 0 LG, 0 FC.
MIN: Walters 1-8, 8 LG, 0 FC.
- Kickoff Returns:** **TB:** Smith 5-126, 27 LG.
MIN: Walters 2-42, 24 LG.
- Sacks:** **TB:** Rice 1-10.
MIN: Garnett 1-1.



2001 SEASON REVIEW

2001 Game-By-Game Recaps



GAME 3



BUCS 14 PACKERS 10
October 7, 2001

Raymond James Stadium (65,510)

TAMPA - Mike Alstott scored on a 39-yard touchdown run midway through the fourth quarter as the Bucs rallied for a 14-10 victory against Green Bay in their home opener at Raymond James Stadium. LB Shelton Quarles added a 98-yard interception return for a touchdown, the longest play in Buccaneers' history, for Tampa Bay's other score. After Alstott's go-ahead touchdown culminated the eight-play, 95-yard drive, the Bucs defense stopped the Packers twice in the final six and a half minutes. FS Dexter Jackson grabbed Tampa Bay's third interception of the game on the first play after Alstott's run and the defense again held its ground on the final series after Favre led Green Bay to the Bucs eight-yard line. Following a false start, DT Anthony McFarland sacked Favre to push Green Bay back to the 18-yard line and Tampa Bay then forced incomplete passes on the last two plays of the game. Quarles' interception return gave the Bucs a 7-0 on the first play of the second quarter, but Green Bay evened the game on a scoring strike to WR Bill Schroeder. The Packers took their first lead of the game halfway through the third period on a 35-yard FG by Ryan Longwell. Alstott, filling in for the injured Warrick Dunn at tailback, led the ground game with 77 yards on 15 carries, while WR Keyshawn Johnson racked up nine catches for 82 yards. CB Donnie Abraham registered his 26th career interception on Green Bay's second play from scrimmage. Tampa Bay won its sixth straight game at home and has also claimed four straight meetings at home against the Packers for the first time in series history.

SCORING

	1	2	3	4	F
GB	0	7	3	0	10
TB	0	7	0	7	14

- TB** - Quarles 98-yd. INT return (Gramatica kick)
GB - Schroeder 67-yd. pass from Favre (Longwell kick)
GB - Longwell 35-yd. FG
TB - Alstott 39-yd. run (Gramatica kick)



TEAM STATISTICS

	GB	TB
First Downs	15	12
3rd Downs	8-14	6-14
Total Yards	322	253
Rushing Yards	69	99
Passing Yards	253	154
Punts-Avg.	445.5	644.7
Fumbles-Lost	0-0	1-1
Penalties-Yds.	4-26	7-60
Time of Possession	28:11	31:49

INDIVIDUAL STATISTICS

Rushing: GB: Green 15-59, Levens 2-9, Favre 2-5, Henderson 2-1, Freeman 1-(-5)

TB: Alstott 15-77, B. Johnson 2-16, Stecker 2-6.

Passing: GB: Favre 35-20-258, 1 TD, 3 INT.

TB: Johnson 29-23-184, 0 TD, 0 INT.

Receiving: GB: Green 7-65, Schroeder 4-119, Martin 2-33, Henderson 2-13, Levens 2-5, Bradford 1-9, Franks 1-8, Freeman 1-6.

TB: K. Johnson 9-82, Cook 4-18, Anthony 3-40, Moore 3-18, Green 1-11, Williams 1-8, Stecker 1-4, Alstott 1-3.

Interceptions: GB: None.

TB: Quarles 1-98, Abraham 1-13, Jackson 1-0.

Punt Returns: GB: Freeman 3-13, 6 LG, 1 FC.

TB: Williams 2-6, 7 LG, 0 FC.

Kickoff Returns: GB: None.

TB: Smith 3-78, 43 LG.

Sacks: GB: Gbaja-Biamila 3-19, Wayne 1-6, Thierry 1-5.

TB: McFarland 1-5.

2001 SEASON REVIEW

2001 Game-By-Game Recaps



GAME 4



TITANS 31 BUCS 28 (OT)
October 14, 2001
Adelphia Coliseum (68,798)

NASHVILLE - Joe Nedney nailed a 49-yard field goal less than three minutes into overtime to give Tennessee a 31-28 victory in Tampa Bay's first-ever visit to Adelphia Coliseum. The Buccaneers staged a frantic rally in the final seven minutes of regulation to rally from a 14-point deficit and force overtime. Tennessee took a 28-14 lead on a four-yard run by RB Eddie George and a successful two-point conversion with 7:53 left in the fourth quarter, but Bucs QB Brad Johnson led Tampa Bay to two scores to tie the game. Johnson hit WR Jacquez Green for a six-yard TD with 5:09 left on the clock and then found TE Dave Moore for the equalizer with 54 seconds remaining on a pass from five yards out. Tampa Bay won the toss prior to overtime and elected to receive, but Tennessee forced a three-and-out and Nedney knocked down the game-winner five plays later. WR Keyshawn Johnson had his best game of the season, reeling in eight passes for 140 yards, including several big grabs on the game-tying drive. For the second consecutive week, the Bucs put together the longest drive in team history, marching 97 yards in the third quarter to finish with a TD pass from Brad Johnson to RB Warrick Dunn. The Titans led 17-7 at the break, with Dunn providing Tampa Bay's first half points on a five-yard run.

SCORING

	1	2	3	4	OT	F
TB	0	7	7	14	0	28
TEN	7	10	0	11	3	31

- TEN - K. Dyson 1-yd. pass from McNair (Nedney kick)
- TB - Dunn 5-yd. run (Gramatica kick)
- TEN - McNair 1-yd. run (Nedney kick)
- TEN - Nedney 44-yd. FG
- TB - Dunn 26-yd. pass from B. Johnson (Gramatica kick)
- TEN - Nedney 45-yd. FG
- TEN - George 4-yd. run (McNair-K. Dyson pass)
- TEN - Green 6-yd. pass from B. Johnson (Gramatica kick)
- TB - Moore 5-yd. pass from B. Johnson (Gramatica kick)
- TEN - Nedney 49-yd. FG

TEAM STATISTICS

	TB	TEN
First Downs	22	21
3rd Downs	4-15	8-16
Total Yards	306	365
Rushing Yards	24	142
Passing Yards	282	223
Punts-Avg.	6-35.2	3-51.7
Fumbles-Lost	0-0	0-0
Penalties-Yds.	8-53	12-117
Time of Possession	26:05	36:33

INDIVIDUAL STATISTICS

Rushing: TB: Dunn 10-16, Alstott 5-4, B. Johnson 2-4.
 TEN: George 29-85, McNair 9-54, Green 3-3.

Passing: TB: B. Johnson 50-24-287, 3 TD, 1 INT.
 TEN: McNair 23-15-230, 1 TD, 1 INT.

Receiving: TB: K. Johnson 8-140, Dunn 7-65, Green 6-72, Moore 2-13, Alstott 1-3).
 TEN: Wycheck 4-38, George 3-47, Bennett 3-39, McCareins 2-70, K. Dyson 2-13, Green 2-13, Sanders 1-18, Kinney 1-1.

Interceptions: TB: Brooks 1-10.
 TEN: A. Dyson 1-0.

Punt Returns: TB: Williams 1-4, 4 LG, 0 FC.
 TEN: Walker 4-49, 16 LG, 1 FC.

Kickoff Returns: TB: Smith 3-82, 45 LG.
 TEN: Berlin 2-40, 31 LG; McCareins 1-21, 21 LG; Coleman 1-18, 18 LG.

Sacks: TB: Jones 1-9, Sapp 1-7.
 TEN: Evans 1-5.



2001 SEASON REVIEW

2001 Game-By-Game Recaps



GAME 5



STEELERS 17 BUCS 10

October 21, 2001

Raymond James Stadium (65,588)

TAMPA - Pittsburgh held off a late rally by the Buccaneers for a 17-10 victory at Raymond James Stadium to snap Tampa Bay's six-game home winning streak. Steelers RB Jerome Bettis rushed for 143 yards and one touchdown, and also threw a TD pass, as Pittsburgh racked up 344 total yards, including 220 on the ground. The Steelers defense also thwarted the Bucs' offensive attack for much of the afternoon, allowing just 64 yards rushing and registering 10 quarterback sacks. K Martin Gramatica put the Bucs on the board early on the second quarter with his 60th career FG, but the Steelers responded with a halfback pass from Bettis to TE Jerame Tuman for a 7-3 lead. Following the break, Bettis broke free for a 46-yard touchdown run and K Kris Brown added a 35-yard FG to put Pittsburgh up 17-3. Tampa Bay rallied in the closing minutes, cutting the lead in half with a five-yard TD toss from Brad Johnson to WR Frank Murphy, his first career TD reception. But Pittsburgh recovered the ensuing onside kick and ran out the clock for the win. WR Keyshawn Johnson caught a season-high 10 balls for 159, becoming the first Buccaneer receiver since Mark Carrier in 1989 to record back-to-back 100-yard games. The Bucs defense forced three turnovers, including a career-best two interceptions by CB Ronde Barber, but the three takeaways led to just seven points for the club.

SCORING

	1	2	3	4	F
PIT	0	7	10	0	17
TB	0	3	0	7	10

- TB** - Gramatica 31-yd. FG
PIT - Tuman 32-yd. pass from Bettis (Brown kick)
PIT - Bettis 46-yd. run (Brown kick)
PIT - Brown 35-yd. FG
TB - Murphy 5-yd. pass from B. Johnson (Gramatica kick)



TEAM STATISTICS

	PIT	TB
First Downs	17	19
3rd Downs	6-10	4-15
Total Yards	344	278
Rushing Yards	220	64
Passing Yards	124	214
Punts-Avg.	2-38.0	5-44.0
Fumbles-Lost	2-1	0-0
Penalties-Yds.	1-5	1-10
Time of Possession	29:02	30:58

INDIVIDUAL STATISTICS

Rushing: **PIT:** Bettis 17-143, Stewart 7-32, Zereoue 8-12, Edwards 1-12, Kreider 1-12, Ward 1-9.
TB: Dunn 13-31, B. Johnson 3-18, Alstott 3-15.

Passing: **PIT:** Stewart 16-10-100, 0 TD, 2 INT, Bettis 1-1-32, 1 TD, 0 INT.
TB: Johnson 40-24-283, 1 TD, 1 INT.

Receiving: **PIT:** Ward 3-44, Burress 3-26, Tuman 1-32, Edwards 1-16, Bettis 1-8, Zereoue 1-4, Bruener 1-2.

TB: K. Johnson 10-159, Green 4-44, Williams 3-42, Murphy 3-17, Dunn 2-16, Moore 1-3, Anthony 1-2.

Interceptions: **PIT:** Logan 1-0.
TB: Barber 2-10.

Punt Returns: **PIT:** Poteat 2-10, 9 LG, 1 FC.
TB: None.

Kickoff Returns: **PIT:** Poteat 1-19, 19 LG, Edwards 1-19, 19 LG.
TB: Smith 3-56, 22 LG, Murphy 1-34, 34 LG.

Sacks: **PIT:** Porter 4-29, Von Oelhoffen 3-11, Washington 1-11, Logan 1-9, Townsend 1-9.
TB: McFarland 1-8, Lynch 1-0.

2001 SEASON REVIEW

2001 Game-By-Game Recaps



GAME 6



BUCS 41 VIKINGS 14

October 28, 2001

Raymond James Stadium (65,558)

TAMPA - The Buccaneers jumped out to a 28-0 half-time lead on the way to a convincing 41-14 victory over Minnesota at Raymond James Stadium and snapped their two-game losing streak. FB Mike Alstott started at running back in place of the injured Warrick Dunn and rolled to his first 100-yard game since 1999, gaining 129 yards on 28 carries with three TDs (tying the team's single-game mark). The Bucs defense held Minnesota to two second-half scores and 193 total yards. The defense did not allow a first down until 9:45 remained in the third quarter and Minnesota converted just 3-of-12 third down attempts for the game. After punting on its opening drive, Tampa Bay's offense scored on its next seven straight possessions - a new club record, including runs of three and six yards by Alstott and TD passes by Brad Johnson to RB Aaron Stecker and TE Dave Moore. K Martin Gramatica added field goals from 44 and 48 yards after the break, and Alstott scored his third TD on a 10-yard run. Gramatica's third PAT was his 79th consecutive extra point made, which set a club record. Tampa Bay's 41 points ranked tied for the third-best single-game effort in club history.

SCORING

	1	2	3	4	F
MIN	0	0	8	6	14
TB	7	21	13	0	41

- TB** - Alstott 3-yd. run (Gramatica kick)
TB - Alstott 6-yd. run (Gramatica kick)
TB - Stecker 35-yd. pass from B. Johnson (Gramatica kick)
TB - Moore 5-yd. pass from B. Johnson (Gramatica kick)
TB - Gramatica 44-yd. FG
TB - Gramatica 48-yd. FG
MIN - Prentice 1-yd. run (Culpepper run)
TB - Alstott 10-yd. run (Gramatica kick)
MIN - Moss 25-yd. pass from Culpepper (pass failed)



TEAM STATISTICS

	MIN	TB
First Downs	11	26
3rd Downs	3-12	8-14
Total Yards	195	446
Rushing Yards	65	177
Passing Yards	130	269
Punts-Avg.	5-42.8	2-41.5
Fumbles-Lost	1-0	2-1
Penalties-Yds.	5-40	5-56
Time of Possession	21:56	38:04

INDIVIDUAL STATISTICS

- Rushing:** **MIN:** Culpepper 9-49, Chapman 5-8, Kleinsasser 2-8, Prentice 1-1, Bouman 1-(-1).
TB: Alstott 28-129, Stecker 8-30, Anthony 1-16, B. Johnson 1-3, Cook 2-2, King 3-(-3).
- Passing:** **MIN:** Culpepper 24-13-150, 1 TD, 1 INT; Bouman 2-1-4, 0 TD, 0 INT.
TB: Johnson 25-18-214, 2 TD, 0 INT; King 3-2-62, 0 TD, 0 INT.
- Receiving:** **MIN:** Carter 4-55, Moss 3-49, Reed 3-32, Chapman 2-14, Kleinsasser 1-4, Culpepper 1-0.
TB: K. Johnson 5-62, Moore 5-27, Williams 4-80, Stecker 2-51, Anthony 2-21, Murphy 1-20, Alstott 1-15.
- Interceptions:** **MIN:** None.
TB: Jackson 1-0.
- Punt Returns:** **MIN:** Jacquet 1-22, 22 LG, 0 FC; Walsh 1-2, 2 LG, 0 FC.
TB: Williams 3-51, 28 LG, 0 FC.
- Kickoff Returns:** **MIN:** Jacquet 4-68, 20 LG; Morgan 2-41, 24 LG.
TB: Smith 2-13, 13 LG; Washington 1-22, 22 LG.
- Sacks:** **MIN:** Garnett 0.5-3.5, Hovan 0.5-3.5.
TB: Kelly 1-15, Barber 1-6, Darby 1-3, Singleton 1-0.

2001 SEASON REVIEW

2001 Game-By-Game Recaps



GAME 7



PACKERS 21 BUCS 20
November 4, 2001
Lambeau Field (59,861)

GREEN BAY - Allen Rossum's 55-yard punt return for a touchdown with just over three minutes remaining capped Green Bay's 21-20 comeback victory and handed Tampa Bay its 11th straight loss at Lambeau Field. The Packers rallied from a 17-7 third quarter deficit with two scores in the final 20 minutes, including a 63-yard TD run by RB Ahman Green late in the third quarter. Following Rossum's score, Tampa Bay had two chances to regain the lead, but the Packers defense forced a punt and then knocked down QB Brad Johnson's pass into the end zone on the final play of the game after Tampa Bay's defense forced a Green Bay punt. Green Bay took a 7-0 lead on its first possession, but the Bucs responded with 17 straight points. K Martin Gramatica hit a 33-yard field goal and Johnson found TE Dave Moore for an 11-yard TD pass late in the second quarter, giving Tampa Bay its first half-time lead at Lambeau Field since 1989. The Bucs extended their lead to 17-7 when Johnson dropped a screen pass to FB Mike Alstott, who found the end zone for a 19-yard score. Green's long TD run cut the lead to 17-14, but Gramatica nailed a 49-yarder midway through the fourth quarter for a 20-14 Bucs lead. Tampa Bay's defense forced three turnovers, including interceptions by CB Donnie Abraham and LB Jamie Duncan, leading to 17 of the Bucs' 20 points. The Bucs' offense did not turn the ball over and was a perfect 3-3 inside the 20 with two TDs and one field goal.

SCORING

	1	2	3	4	F
TB	0	10	7	3	20
GB	7	0	7	7	21

- GB** - Freeman 21-yd. pass from Favre (Longwell kick)
TB - Gramatica 33-yd. FG
TB - Moore 11-yd. pass from B. Johnson (Gramatica kick)
TB - Alstott 19-yd. pass from B. Johnson (Gramatica kick)
GB - Green 63-yd. run (Longwell kick)
TB - Gramatica 49-yd. FG
GB - Rossum 55-yd. punt return (Longwell kick)

TEAM STATISTICS

	TB	GB
First Downs	15	16
3rd Downs	3-16	4-14
Total Yards	194	352
Rushing Yards	61	184
Passing Yards	133	168
Punts-Avg.	9-41.3	7-44.3
Fumbles-Lost	2-0	3-1
Penalties-Yds.	9-66	7-67
Time of Possession	33:21	26:39

INDIVIDUAL STATISTICS

Rushing: TB: Alstott 17-30, B. Johnson 4-26, Dunn 3-5.

GB: Green 24-169, Favre 4-13, Levens 1-2.

Passing: TB: B. Johnson 30-18-177, 2 TD, 0 INT.

GB: Favre 27-16-180, 1 TD, 2 INT.

Receiving: TB: K. Johnson 6-63, Dunn 5-30, Williams 2-27, Cook 2-13, Alstott 1-19, Anthony 1-14, Moore 1-11.

GB: Green 6-49, Freeman 4-65, Lee 2-29, Driver 2-11, Franks 1-17, Martin 1-9.

Interceptions: TB: Abraham 1-46, Duncan 1-9.

GB: None.

Punt Returns: TB: Williams 3-32, 21 LG, 3 FC.

GB: Rossum 3-68, 55 LG, 2 FC.

Kickoff Returns: TB: Stecker 2-43, 22 LG;

Abdullah 2-30, 15 LG.

GB: Rossum 4-61, 19 LG.

Sacks: TB: Jackson 1-12.

GB: Wayne 1.5-10, Butler 1-9, Gbaja-Biamila 1-7, Thierry 1-7, Holliday 1-6, McBride 1-3, Harris 0.5-2.



2001 SEASON REVIEW

2001 Game-By-Game Recaps



GAME 8



BUCS 20 LIONS 17 **November 11, 2001** **Pontiac Silverdome (74,268)**

PONTIAC - K Martin Gramatica drilled a 35-yard field goal with four seconds remaining to give Tampa Bay a hard-fought 20-17 win over Detroit at the Pontiac Silverdome. The game-winner closed an eight-play, 63-yard drive that spanned one minute and 45 seconds after Detroit had rallied to tie the score at 17-17 with 1:49 left on the clock. Tampa Bay had built a 17-7 lead, thanks to an 84-yard punt return for a touchdown by Karl Williams on the final play of the third quarter. With the return, Williams became the club's all-time punt return yardage leader, but Detroit came back with a 38-yard field goal by Jason Hanson and an eight-yard TD pass from QB Charlie Batch to Reuben Droughns to tie the game. The Bucs led 10-0 at halftime on a 37-yarder by Gramatica and a 12-yard TD reception by RB Warrick Dunn from QB Brad Johnson. The Lions closed the gap to 10-7 on a one-yard run by Cory Schlesinger late in the third, but Williams stole the stage after the defense forced Detroit to punt on its next possession. CB Ronde Barber tied his career-high with two interceptions and LB Derrick Brooks forced a fumble, which was recovered by DT Chartric Darby. The three turnovers led to 10 points and the defense added five sacks, including two by DT Warren Sapp. Brad Johnson did not throw an interception for the third straight game and WR Keyshawn Johnson reeled in seven passes for 72 yards.

SCORING

	1	2	3	4	F
TB	0	10	7	3	20
DET	0	0	7	10	17

- TB** - Gramatica 37-yd. FG
TB - Dunn 12-yd. pass from B. Johnson (Gramatica kick)
DET - Schlesinger 1-yd. run (Hanson kick)
TB - Williams 84-yd. punt return (Gramatica kick)
DET - Hanson 38-yd. FG
DET - Droughns 8-yd. pass from Batch (Hanson kick)
TB - Gramatica 35-yd. FG



TEAM STATISTICS

	TB	DET
First Downs	16	19
3rd Downs	5-14	5-16
Total Yards	274	270
Rushing Yards	99	52
Passing Yards	175	218
Punts-Avg.	7-45.6	7-45.1
Fumbles-Lost	2-1	1-1
Penalties-Yds.	5-44	4-30
Time of Possession	29:41	30:19

INDIVIDUAL STATISTICS

Rushing: *TB:* Dunn 17-51, Alstott 8-48.

DET: Droughns 13-30, Schlesinger 7-13, Batch 1-3, McMahon 1-3, Warren 1-3.

Passing: *TB:* B. Johnson 36-20-188, 1 TD, 0 INT; Gramatica 1-0-0, 0 TD, 0 INT.

DET: Batch 39-21-239, 1 TD, 2 INT; McMahon 1-0-0, 0 TD, 0 INT.

Receiving: *TB:* K. Johnson 7-72, Dunn 5-60, Alstott 3-16, Anthony 2-19, Moore 2-14, Williams 1-7.

DET: Schlesinger 5-54, Warren 4-66, Emanuel 4-35, Morton 3-61, Droughns 3-17, Anderson 1-8, Sloan 1-(2).

Interceptions: *TB:* Barber 2-2.

DET: None.

Punt Returns: *TB:* Williams 6-116, 84 LG, 1 FC; Jackson 0-18, 18 LG, 0 FC.

DET: Howard 4-37, 12 LG, 0 FC.

Kickoff Returns: *TB:* Stecker 3-53, 20 LG.

DET: Howard 4-79, 26 LG; Morton 1-4, 4 LG; Warren 0-(4), (-4) LG.

Sacks: *TB:* Sapp 2-7, Darby 1-8, Duncan 1-4, Rice 1-2.

DET: Rice 1-8, Rogers 1-5.

2001 SEASON REVIEW

2001 Game-By-Game Recaps



GAME 9



BEARS 27 BUCS 24
November 18, 2001

Raymond James Stadium (65,612)

TAMPA - K Martin Gramatica's 48-yard field goal attempt as time expired bounced off the uprights as Chicago held on for a 27-24 victory at Raymond James Stadium. Gramatica, who earlier hit three field goals, tried to send the game into overtime after the Bucs rallied from a 27-16 deficit in the fourth quarter. Bears QB Jim Miller hit WR Marty Booker on scoring strikes of 28, 44 and 66 yards to pace the Chicago passing attack. Tampa Bay dominated the first 30 minutes of play, but managed just three Gramatica field goals for a 9-7 halftime edge. Chicago took control in the third quarter, scoring on its first three possessions to take a 24-9 lead. FB Mike Alstott cut the lead on a one-yard TD run, but Bears K Paul Edinger hit his second field goal for an 11-point advantage. QB Brad Johnson rallied Tampa Bay on the next series, closing a 12-play drive with a one-yard quarterback sneak TD and then hit Alstott for the two-point conversion to pull the Bucs within three with 2:29 on the clock. Tampa Bay's defense forced a three-and-out, but Johnson threw an interception on the first play to give Chicago the ball at the Bucs' 26-yard line. But the Bucs got the ball back one more time and Johnson moved the Bucs into field goal range with six ticks on the clock. RB

Warrick Dunn and WR Keyshawn Johnson tied for the team lead with 12 catches, and Brad Johnson completed a Bucs' single-game record 40 passes for 399 yards. DE Steve White notched his second career two-sack game, and DE Simeon Rice added his third sack of the year.

SCORING

	1	2	3	4	F
CHI	0	7	17	3	27
TB	3	6	0	15	24

- TB** - Gramatica 25-yd. FG
TB - Gramatica 38-yd. FG
CHI - Booker 28-yd. pass from Miller (Edinger kick)
TB - Gramatica 26-yd. FG
CHI - Booker 44-yd. pass from Miller (Edinger kick)
CHI - Booker 66-yd. pass from Miller (Edinger kick)
CHI - Edinger 26-yd. FG
TB - Alstott 1-yd. run (Gramatica kick)
CHI - Edinger 40-yd. FG
TB - B. Johnson 1-yd. run (Johnson-Alstott pass)

TEAM STATISTICS

	CHI	TB
First Downs	13	26
3rd Downs	3-14	5-14
Total Yards	274	414
Rushing Yards	68	19
Passing Yards	206	395
Punts-Avg.	7-49.6	4-42.0
Fumbles-Lost	2-0	5-2
Penalties-Yds.	7-75	3-39
Time of Possession	29:17	30:43

INDIVIDUAL STATISTICS

Rushing: **CHI:** Thomas 23-58, Allen 2-12, Miller 4(-2).
TB: Dunn 8-12, B. Johnson 3-5, Alstott 4-2.

Passing: **CHI:** Miller 25-14-228, 3 TD, 1 INT.
TB: Johnson 56-40-399, 0 TD, 2 INT; Royals 1-1-5, 0 TD, 0 INT.

Receiving: **CHI:** Booker 7-165, Shelton 2-18, Baxter 2-13, Terrell 1-15, Thomas 1-10, White 1-7.
TB: Dunn 12-138, K. Johnson 12-89, Moore 5-36, Alstott 4-36, Anthony 3-57, Williams 3-34, Murphy 1-9, Stecker 1-5.

Interceptions: **CHI:** Parrish 1-10, McQuarters 1-4.
TB: Barber 1-0.

Punt Returns: **CHI:** Johnson 4-19, 7 LG, 0 FC.
TB: Williams 4-20, 12 LG, 0 FC; Anthony 2-7, 7 LG, 1 FC.

Kickoff Returns: **CHI:** Denson 3-63, 24 LG; Johnson 1-24, 24 LG.
TB: Murphy 4-115, 39 LG; White 1-0, 0 LG.

Sacks: **CHI:** Daniels 1-5, Urlacher 1-4.
TB: White 2-14, Rice 1-8.



2001 SEASON REVIEW

2001 Game-By-Game Recaps



GAME 10



BUCS 24 RAMS 17
November 26, 2001
Dome at America's Center
(66,198)

ST. LOUIS - RB Warrick Dunn snapped a 17-17 tie early in the fourth quarter on a 21-yard touchdown run as Tampa Bay claimed its first-ever win at St. Louis with a 24-17 triumph at the Dome at America's Center. The Tampa Bay defense shut down the Rams' top-ranked offense, holding St. Louis scoreless in the final 15 minutes. Overall the Bucs allowed just one touchdown and allowed St. Louis only 345 total yards, below its league-leading average of nearly 425 yards per game. Tampa Bay also forced five Rams turnovers, including two interceptions of QB Kurt Warner. St. Louis took an early 3-0 lead, but RB Mike Alstott put the Bucs on the board with a seven-yard TD run. The two teams swapped field goals in the second quarter and the Rams added another three-pointer before the half to cut Tampa Bay's edge to 10-9. Alstott extended the lead with an eight-yard run halfway through the third period, passing James Wilder as the club's all-time total touchdown leader with his 47th and tying Wilder for most career rushing scores with 37. The Rams rallied to even the game late in the third, but Dunn's TD and the Bucs defense preserved Tampa Bay's second straight Monday Night victory over St. Louis. DT Warren Sapp posted his second two-sack performance in the last three games, and SS John Lynch sealed the win for the second consecutive meeting with an interception on the final drive of the game. CB Donnie Abraham added his 28th career interception to move into a tie for second place on the team's all-time list.

SCORING

	1	2	3	4	F
TB	0	10	7	7	24
STL	3	6	8	0	17

- STL** - Wilkins 44-yd. FG
TB - Alstott 7-yd. run (Gramatica kick)
STL - Wilkins 42-yd. FG
TB - Gramatica 36-yd. FG
STL - Wilkins 24-yd. FG
TB - Alstott 8-yd. run (Gramatica kick)
STL - Manumaleuna 1-yd. pass from Warner (Faulk run)
TB - Dunn 21-yd. run (Gramatica kick)



TEAM STATISTICS

	TB	STL
First Downs	18	19
3rd Downs	7-16	4-12
Total Yards	264	345
Rushing Yards	97	76
Passing Yards	167	269
Punts-Avg.	5-44.6	3-31.3
Fumbles-Lost	0-0	5-4
Penalties-Yds.	5-36	5-41
Time of Possession	35:02	24:58

INDIVIDUAL STATISTICS

- Rushing:** TB: Dunn 14-60, Alstott 11-34, B. Johnson 5-3.
STL: Faulk 12-55, Canidate 2-13, Conwell 1-3, Holcombe 1-3, Bruce 1-2, Warner 1-0.
Passing: TB: B. Johnson 34-21-185, 0 TD, 1 INT.
STL: Warner 39-19-291, 1 TD, 2 INT.
Receiving: TB: K. Johnson 5-57, Dunn 5-46, Alstott 5-31, Moore 3-29, Green 1-13, Anthony 1-9, Cook 1-0.
STL: Holt 8-139, Bruce 3-73, Hakim 3-29, Conwell 2-38, Faulk 2-11, Manumaleuna 1-1.
Interceptions: TB: Lynch 1-15, Abraham 1-6.
STL: Young 1-25.
Punt Returns: TB: Anthony 1-5, 5 LG, 0 FC.
STL: Hakim 4-42, 28 LG, 1 FC.
Kickoff Returns: TB: Murphy 4-90, 28 LG.
STL: Canidate 5-71, 22 LG.
Sacks: TB: Sapp 2-17, Duncan 1-5.
STL: Ahanotu 1-8, Moran 1-4.

2001 SEASON REVIEW

2001 Game-By-Game Recaps



GAME 11



BUCS 16 BENGALS 13 (OT)
December 2, 2001
Paul Brown Stadium (52,135)

CINCINNATI - K Martin Gramatica kicked a 21-yard field goal just over five minutes into overtime to give Tampa Bay a 16-13 victory over Cincinnati at Paul Brown Stadium. The Bucs were forced to punt on their first possession of the extra period, but SS John Lynch stripped RB Corey Dillon on Cincinnati's three-yard line on the Bengals' first overtime play and Gramatica nailed the game-winner on the next play. For the second straight week the Bucs allowed just one touchdown and held Cincinnati to 201 total yards, including 86 on the ground. The defense also set a club record with an interception in its 15th straight game as CB Donnie Abraham notched his 29th career interception to move into a tie for first place on the team's all-time list with Cedric Brown. Tampa Bay led 7-3 at halftime, thanks to Todd Yoder's 11-yard return of a Ronde Barber blocked punt. The Bucs added field goals of 38 and 48 yards by Gramatica to extend the lead to 13-3 early in the fourth quarter. But the Bengals rallied on a 41-yard field goal by K Neil Rackers and a six-yard pass from QB Jon Kitna to RB Corey Dillon to tie the game with eight seconds remaining in regulation. QB Brad Johnson tied the team record for consecutive completions with 15, connecting on his first 14 attempts after he had hit his last pass the previous week at St. Louis.

SCORING

	1	2	3	4	OT	F
TB	0	7	3	3	3	16
CIN	3	0	0	10	0	13

- CIN** - Rackers 23-yd. FG
TB - Yoder 11-yd. return of blocked punt (Gramatica kick)
TB - Gramatica 38-yd. FG
TB - Gramatica 48-yd. FG
CIN - Rackers 41-yd. FG
CIN - Dillon 6-yd. pass from Kitna (Rackers kick)
TB - Gramatica 21-yd. FG

TEAM STATISTICS

	TB	CIN
First Downs	19	17
3rd Downs	5-14	6-16
Total Yards	264	201
Rushing Yards	65	86
Passing Yards	199	115
Punts-Avg.	3-38.0	6-32.0
Fumbles-Lost	2-1	3-1
Penalties-Yds.	7-52	8-47
Time of Possession	39:40	25:26

INDIVIDUAL STATISTICS

Rushing: TB: Dunn 21-42, Alstott 6-24, B. Johnson 3(-1).

CIN: Dillon 23-79, Bennett 1-7.

Passing: TB: B. Johnson 33-26-231, 0 TD, 0 INT.

CIN: Kitna 38-19-144, 1 TD, 1 INT.

Receiving: TB: K. Johnson 7-85, Green 7-67, Moore 4-32, Alstott 3-31, Dunn 3-5, Cook 1-7, Yoder 1-4.

CIN: Warrick 5-33, Scott 4-30, Bennett 3-23, Johnson 2-27, Dugans 2-17, Dillon 2-8, McGee 1-6.

Interceptions: TB: Abraham 1-15.

CIN: None.

Punt Returns: TB: Williams 2-13, 12 LG, 1 FC.

CIN: Houshmandzadeh 1-8, 8 LG, 1 FC.

Kickoff Returns: TB: Murphy 2-20, 20 LG;


Abdullah 1-29, 29 LG.

CIN: Keaton 2-47, 28 LG; Bennett 1-14, 14 LG;

Houshmandzadeh 1-14, 14 LG.

Sacks: TB: Rice 2-19, Quarles 1-10.

CIN: Gibson 2-12, Smith 2-12, Simmons 1-5, Wilson 1-3.



2001 SEASON REVIEW

2001 Game-By-Game Recaps



GAME 12



BUCS 15 LIONS 12

December 9, 2001

Raymond James Stadium (65,514)

TAMPA - WR Keyshawn Johnson made an acrobatic catch in the corner of the end zone on Brad Johnson's 13-yard pass with 45 seconds left in the game as Tampa Bay rallied for a 15-12 victory over Detroit at Raymond James Stadium. Johnson, who earlier in the game broke the club's single-season record for receptions, reeled in his first touchdown of the season on his 93rd reception. The Bucs sealed their third straight win on the ensuing kickoff when Rabih Abdullah forced a fumble by Lions KR Desmond Howard and Ronde Barber recovered it at the Lions 31-yard line. Detroit had taken a 12-7 early in the final quarter on K Jason Hanson's fourth field goal of the day, but Brad Johnson drove the Bucs 80 yards with less than five minutes remaining for Tampa Bay's third come-from-behind win of the year. FB Mike Alstott gave the Bucs a 7-0 lead midway through the second quarter with his 38th career rushing touchdown, moving him into sole possession of first place on the club's all-time list. The Bucs defense held the Lions without a touchdown and allowed Detroit to convert on just 4-of-13 third down conversions. Overall Detroit gained just 253 total yards and rookie QB Mike McMahon was limited to 11-of-25 passing for 165 yards. The Bucs improved to 6-1 against rookie quarterbacks under head coach Tony Dungy. Brad Johnson eclipsed the 300-yard mark for the second time in 2001, while Keyshawn Johnson finished with 10 catches for 101 yards - his third 100-yard game of the season.

SCORING

	1	2	3	4	F
DET	0	3	6	3	12
TB	0	7	0	8	15

TB - Alstott 24-yd. run (Gramatica kick)
DET - Hanson 39-yd. FG
DET - Hanson 30-yd. FG
DET - Hanson 50-yd. FG
DET - Hanson 42-yd. FG
TB - K. Johnson 13-yd. pass from B. Johnson (B. Johnson-Alstott pass)



TEAM STATISTICS

	DET	TB
First Downs	14	24
3rd Downs	4-13	9-18
Total Yards	253	356
Rushing Yards	102	81
Passing Yards	151	275
Punts-Avg.	5-39.0	5-37.0
Fumbles-Lost	1-1	0-0
Penalties-Yds.	4-28	4-59
Time of Possession	27:07	32:53

INDIVIDUAL STATISTICS

Rushing: **DET:** Stewart 15-78, Warren 2-10, Schlesinger 3-6, Howard 1-6, McMahon 2-3, Cason 1 (-1).

TB: Alstott 12-66, B. Johnson 4-12, Dunn 6-3.

Passing: **DET:** McMahon 25-11-165, 0 TD, 0 INT.

TB: Johnson 54-31-305, 1 TD, 2 INT.

Receiving: **DET:** Morton 4-56, Schlesinger 2-34, Anderson 2-31, Foster 1-19, Warren 1-16, Sloan 1-9.

TB: K. Johnson 10-101, Dunn 9-54, Alstott 4-34, Williams 3-50, Green 2-27, Yoder 1-24, Moore 1-12, Cook 1-3.

Interceptions: **DET:** Schulz 1-19, Fair 1-3.

TB: None.

Punt Returns: **DET:** Howard 1-5, 5 LG, 3 FC.

TB: Williams 1-9, 9 LG, 1 FC.

Kickoff Returns: **DET:** Howard 3-92, 39 LG.

TB: Murphy 4-79, 27 LG.

Sacks: **DET:** Hall 3.5-24.5, Rogers 0.5-5.5.

TB: Quarles 1-6, Rice 1-5, McFarland 0.5-1.5, White 0.5-1.5.

2001 SEASON REVIEW

2001 Game-By-Game Recaps



GAME 13



BEARS 27 BUCS 3
December 16, 2001
Soldier Field (66,944)

CHICAGO - Chicago capitalized on four Tampa Bay turnovers en route to a 27-3 victory over the Buccaneers at Soldier Field in the team's final NFC Central contest. The Bears, who clinched their first playoff berth since 1994, rushed for 207 yards and QB Jim Miller threw two touchdown passes. The Bears jumped out to a 3-0 lead on a Paul Edinger field goal in the first quarter, but the Bucs evened the game on a 25-yarder by K Martin Gramatica. Chicago dominated from that point forward with 24 straight points, including 10 points to close out the first half on a touchdown reception by WR Marty Booker and another Edinger field goal. Booker's score was set up by a 62-yard pass play from Miller to WR David Terrell. On their first possession of the second half, Miller drove the Bears 69 yards on nine plays, capped off by TE Fred Baxter's 18-yard TD from Miller. RB Anthony Thomas totaled 173 yards - the eighth-best effort by an opponent in Bucs history - on 31 carries, including a five-yard TD to put the game away early in the fourth quarter. CB Donnie Abraham became the club's all-time interception leader with his 30th career pick in the second quarter. WR Keyshawn Johnson led the Bucs with seven catches to reach 100 receptions for the year and also surpassed his career-high for receiving yards. DE Simeon Rice notched two sacks in his first game in his hometown as a Buccaneer.

SCORING

	1	2	3	4	F
TB	0	3	0	0	3
CHI	3	10	7	7	27

CHI - Edinger 30-yd. FG
 TB - Gramatica 25-yd. FG
 CHI - Booker 2-yd. pass from Miller (Edinger kick)
 CHI - Edinger 46-yd. FG
 CHI - Baxter 18-yd. pass from Miller (Edinger kick)
 CHI - Thomas 5-yd. run (Edinger kick)

TEAM STATISTICS

	TB	CHI
First Downs	10	21
3rd Downs	2-14	5-16
Total Yards	238	379
Rushing Yards	61	207
Passing Yards	177	172
Punts-Avg.	8-39.9	7-44.3
Fumbles-Lost	3-2	0-0
Penalties-Yds.	5-36	3-15
Time of Possession	23:59	36:01

INDIVIDUAL STATISTICS

Rushing: TB: Dunn 10-27, Alstott 7-23, B. Johnson 1-11.
 CHI: Thomas 31-173, Booker 1-13, Johnson 3-11, Allen 2-9, Miller 3-1.

Passing: TB: B. Johnson 40-18-191, 0 TD, 2 INT.
 CHI: Miller 29-14-190, 2 TD, 1 INT.

Receiving: TB: K. Johnson 7-119, Dunn 4-28, Alstott 3-12, Williams 2-18, Moore 2-14.
 CHI: Terrell 3-94, White 3-32, Booker 3-19, Baxter 2-28, Davis 1-8, Thomas 1-5, Shelton 1-4.

Interceptions: TB: Abraham 1-18.
 CHI: McQuarters 1-0, Parrish 1-0.

Punt Returns: TB: Williams 5-65, 19 LG, 1 FC.
 CHI: Johnson 3-34, 16 LG, 1 FC.

Kickoff Returns: TB: Murphy 3-73, 36 LG; Stecker 1-21, 21 LG.
 CHI: Denson 2-49, 26 LG.

Sacks: TB: Rice 2-15, Jones 1-3.
 CHI: Holdman 1-14.



2001 SEASON REVIEW

2001 Game-By-Game Recaps



GAME 14



BUCS 48 SAINTS 21
December 23, 2001

Raymond James Stadium (65,526)

TAMPA - Tampa Bay tied the club's single-game record for points scored as it rolled to a 48-21 victory over New Orleans at Raymond James Stadium. CB Ronde Barber set a club record with three interceptions, including a 36-yard return for a touchdown on his final interception, as the Bucs picked off Saints QB Aaron Brooks four times. FB Mike Alstott led the ground attack with 101 yards on 24 carries and one TD. RB Aaron Stecker started the game by returning the opening kickoff 86 yards - the longest return in club history - and the Bucs offense scored two plays later on a 14-yard TD pass from QB Brad Johnson to WR Karl Williams. Barber notched his first interception on the Saints' initial possession and Alstott scored from one yard out for a 14-0 lead less than five minutes into the game. K Martin Gramatica knocked down the first two of his record-tying four field goals, and RB Warrick Dunn found the end zone on a 17-yard TD reception late in the first half. FS Dexter Jackson picked off Brooks on the next series, and Gramatica connected again for a 30-0 halftime edge, the largest lead at the half in club history. The Bucs defense held New Orleans to just 34 yards and one first down in the first half. For the game, New Orleans gained 271 total yards, including just 41 yards rushing.



SCORING

	1	2	3	4	F
NO	0	0	7	14	21
TB	17	13	3	15	48

- TB** - Williams 14-yd. pass from B. Johnson (Gramatica kick)
TB - Alstott 1-yd. run (Gramatica kick)
TB - Gramatica 20-yd. FG
TB - Gramatica 24-yd. FG
TB - Dunn 17-yd. pass from B. Johnson (Gramatica kick)
TB - Gramatica 32-yd. FG
NO - Horn 11-yd. pass from Brooks (Carney kick)
TB - Gramatica 27-yd. FG
NO - E. Williams 16-yd. pass from Brooks (Carney kick)
TB - Moore 4-yd. pass from B. Johnson (Gramatica kick)
NO - Horn 10-yd. pass from Brooks (Carney kick)
TB - Barber 36-yd. interception return (King run)

TEAM STATISTICS

	NO	TB
First Downs	16	23
3rd Downs	4-12	5-13
Total Yards	271	364
Rushing Yards	41	157
Passing Yards	230	207
Punts-Avg.	5-37.8	3-42.7
Fumbles-Lost	0-0	0-0
Penalties-Yds.	3-23	5-40
Time of Possession	23:47	36:13

INDIVIDUAL STATISTICS

- Rushing:** **NO:** R. Williams 10-26, Brooks 3-15.
TB: Alstott 24-101, Dunn 10-32, Anthony 1-9, B. Johnson 1-9, Abdullah 3-6.
- Passing:** **NO:** Brooks 38-21-248, 3 TD, 4 INT.
TB: Johnson 31-16-207, 3 TD, 0 INT.
- Receiving:** **NO:** Jackson 6-86, Horn 4-55, R. Williams 4-15, Wilson 3-62, E. Williams 3-26, McAllister 1-4.
TB: Dunn 5-46, Moore 3-55, K. Johnson 2-41, Cook 2-23, Williams 2-21, Green 1-14, Alstott 1-7.
- Interceptions:** **NO:** None.
TB: Barber 3-56, Jackson 1-29.
- Punt Returns:** **NO:** McGarity 2-10, 7 LG, 0 FC.
TB: Williams 1-0, 0 LG, 2 FC.
- Kickoff Returns:** **NO:** Lewis 6-132, 27 LG; McAllister 2-35, 18 LG; Whitehead 1-12, 12 LG.
TB: Stecker 2-107, 86 LG.
- Sacks:** **NO:** None.
TB: Rice 2-7, McFarland 0.5-5.5, Sapp 0.5-5.5.

2001 SEASON REVIEW

2001 Game-By-Game Recaps



GAME 15



BUCS 22 RAVENS 10
December 29, 2001

Raymond James Stadium (65,619)

TAMPA - Tampa Bay moved closer to the playoffs with a 22-10 win over defending Super Bowl champion Baltimore before a national television audience on a special Saturday Night edition of ABC's Monday Night Football. The Bucs reached the postseason for the third straight year the next day when Atlanta lost to Miami. The Bucs defense held the Ravens to just 257 yards and 4-of-17 on third down conversions. Bucs CB Ronde Barber intercepted Elvis Grbac on the first series of the game, setting the club's single-season record with his 10th interception of the year. The interception led to a field goal by Doug Brien, who handled the placekicking duties in place of the injured Martin Gramatica. Baltimore grabbed its only lead of the game on a touchdown pass from Grbac to WR Travis Taylor, but Brien added two field goals in the second quarter for a 9-7 Tampa Bay lead. LB Derrick Brooks picked off Grbac on the ensuing possession and returned the interception 53 yards to the Baltimore one-yard line. QB Brad Johnson scored on a one-yard sneak two plays later to give the Bucs a 16-7 edge at the half. Following a scoreless third quarter, the Ravens cut the lead to 16-10 on a Matt Stover field goal, but FB Mike Alstott sealed the victory after Tampa Bay's defense stopped the Ravens on downs in the final two minutes. Alstott

rambled 32 yards for a touchdown with 1:35 left on the clock to put the game away and allow Tampa Bay to remain perfect at RJS in December (10-0) under Tony Dungy. For the second straight week, the offensive line did not allow a sack to one of the NFL's top defenses, and TE Todd Yoder blocked a punt in the second quarter, which led to a Bucs' field goal. The win also marked the third straight year the Bucs have defeated the defending Super Bowl champions.

SCORING

	1	2	3	4	F
BAL	0	7	0	3	10
TB	3	13	0	6	22

- TB** - Brien 42-yd. FG
BAL - Taylor 14-yd. pass from Grbac (Stover kick)
TB - Brien 38-yd. FG
TB - Brien 24-yd. FG
TB - B. Johnson 1-yd. run (Brien kick)
BAL - Stover 24-yd FG
TB - Alstott 32-yd. run (pass failed)

TEAM STATISTICS

	BAL	TB
First Downs	15	13
3rd Downs	4-17	2-13
Total Yards	257	213
Rushing Yards	90	123
Passing Yards	167	90
Punts-Avg.	8-33.9	7-34.9
Fumbles-Lost	1-1	0-0
Penalties-Yds.	8-65	3-25
Time of Possession	30:37	29:23

INDIVIDUAL STATISTICS

Rushing: **BAL:** Allen 20-74, Williams 5-15, Grbac 1-1.
TB: Alstott 14-80, Dunn 13-47, B. Johnson 3(-1), Anthony 1(-3).

Passing: **BAL:** Grbac 37-21-205, 1 TD, 2 INT.
TB: Johnson 29-13-90, 0 TD, 0 INT.


Receiving: **BAL:** Sharpe 5-38, Taylor 4-51, Allen 4-21, Ismail 3-38, Heap 2-32, Williams 2-12, Gash 1-13.
TB: K. Johnson 4-29, Moore 3-21, Green 2-18, Dunn 2-14, Alstott 2-8.

Interceptions: **BAL:** None.
TB: Brooks 1-53, Barber 1-6.

Punt Returns: **BAL:** Lewis 3-16, 8 LG, 0 FC.
TB: Williams 2-46, 30 LG, 2 FC.

Kickoff Returns: **BAL:** Lewis 5-130, 38 LG; Bobo 1-11, 11 LG.
TB: Stecker 1-35, 35 LG; Abdullah 1-15, 15 LG.

Sacks: **BAL:** None.
TB: White 1.5-9, Jackson 1.5-8, Rice 1-14, McFarland 0.5-3.5, Sapp 0.5-3.5.



2001 SEASON REVIEW

2001 Game-By-Game Recaps



GAME 16



EAGLES 17 BUCS 13

January 6, 2002

Raymond James Stadium (65,541)

TAMPA - Tampa Bay concluded its 2001 regular season as Philadelphia rallied to score a pair of touchdowns in the final 2:12 in a 17-13 win over the Bucs on ESPN's Sunday Night Football. The game was originally scheduled for Sept. 16, but was postponed because of the terrorist attacks. Despite the loss, the Buccaneers finished 9-7 and advanced to the playoffs for the fourth time in five seasons under head coach Tony Dungy. For the second consecutive season, the two teams will meet in the NFC Wild Card game. Tampa Bay raced out to a comfortable 13-3 halftime lead. Bucs K Doug Brien, who replaced the injured Martin Gramatica for the second consecutive game, connected on a pair of first half field goals from 42 and 23 yards. RB Aaron Stecker scored from four yards out for his first career rushing touchdown late in the second quarter after Pro Bowl SS John Lynch intercepted Eagles QB Koy Detmer. After a scoreless third quarter, Eagles rookie QB A.J. Feeley led Philadelphia to a pair of late fourth quarter touchdowns for the decisive points. Feeley first engineered an eight-play, 61-yard drive, capped off by a two-yard scoring strike to WR Dameane Douglas with 2:12 on the clock to pull within 13-10. Bucs WR Karl Williams fumbled the ensuing kickoff and Eagles S Tim Hauck recovered at the Bucs' 24-yard line. Two plays later, Feeley hit Douglas again from



24 yards out for the go-ahead score. The game marked just the seventh time since 1970 that teams have met in the regular season finale before playing in the playoffs. With the playoff picture already set prior to the game for both clubs, many of the second-team players saw significant action. Bucs QB Shaun King played three-plus quarters, completing 19-of-28 passes for 148 yards with one INT, while WR Milton Wynn posted four catches for a team-high 69 yards in his NFL debut.

SCORING

	1	2	3	4	F
PHI	0	3	0	14	17
TB	3	10	0	0	13

- TB** - Brien 42-yd. FG
TB - Stecker 4-yd. run (Brien kick)
PHI - Akers 47-yd FG
TB - Brien 23-yd. FG
PHI - Douglas 2-yd. pass from Feeley (Akers kick)
PHI - Douglas 24-yd. pass from Feeley (Akers kick)

TEAM STATISTICS

	PHI	TB
First Downs	15	16
3rd Downs	4-12	6-15
Total Yards	296	236
Rushing Yards	111	71
Passing Yards	185	165
Punts-Avg.	4-40.5	6-38.5
Fumbles-Lost	0-0	2-1
Penalties-Yds.	11-95	1-10
Time of Possession	27:18	32:42

INDIVIDUAL STATISTICS

Rushing: **PHI:** Buckhalter 20-89, Detmer 2-13, Smart 2-6, Martin 1-3.

TB: Stecker 12-35, Abdullah 8-34, Alstott 3-11, King 2(-9).

Passing: **PHI:** Feeley 14-10-143, 2 TD, 1 INT; Detmer 14-5-51, 0 TD, 1 INT.

TB: King 28-19-148, 0 TD, 1 INT, Johnson 4-3-46, 0 TD, 0 INT.

Receiving: **PHI:** Douglas 5-77, Buckhalter 5-50, Stewart 3-41, Scott 2-26.

TB: Cook 5-21, Wynn 4-69, Murphy 3-25, Stecker 3-8, Abdullah 2-26, Yoder 2-20, Williams 2-18, Green 1-7.

Interceptions: **PHI:** Cook 1-11.

TB: Lynch 1-2, Abraham 1-0.

Punt Returns: **PHI:** Brown 4-19, 7 LG, 0 FC.

TB: Williams 2-4, 6 LG, 1 FC.

Kickoff Returns: **PHI:** Mitchell 3-70, 35 LG,

Douglas 1-18, 18 LG.

TB: Murphy 2-34, 22 LG; Williams 1-22, 22 LG;

Abdullah 1-18, 18 LG.

Sacks: **PHI:** Kalu 1-12, Walker 1-10, Burgess 1-7.

TB: Gooch 0.5-4.5, Kelly 0.5-4.5.

2001 SEASON REVIEW

2001 Game-By-Game Recaps



GAME 17



**NFC WILD CARD GAME
EAGLES 31 BUCS 9
January 12, 2002
Veterans Stadium (65,847)**

PHILADELPHIA - Philadelphia controlled the running game and took advantage of four Bucs turnovers as it ended Tampa Bay's season for the second consecutive year in a 31-9 victory at Veterans Stadium in an NFC Wild Card contest. The Bucs remained winless on the road in the post-season (0-6) and were handed a first round playoff loss for the second straight year in what would prove to be Tony Dungy's final game as head coach. FS Dexter Jackson intercepted Eagles QB Donovan McNabb on the opening series, leading to a 36-yard field goal by K Martin Gramatica. The Eagles pulled even on a David Akers FG and TE Chad Lewis gave Philadelphia the lead for good on a 16-yard TD reception from McNabb. Gramatica cut the lead to 10-6 with his second three-pointer, but McNabb found RB Duce Staley for a 23-yard TD pass in the final minute of the first half for a 17-6 lead. Gramatica again closed the gap with a 27-yard FG on the final play of the half, drawing the Bucs to within 17-9 at the break. But the Eagles dominated the second half, adding a 25-yard TD scamper by RB Correll Buckhalter and a 59-yard interception return for a touchdown by S Damon Moore in the closing minutes. Tampa Bay mustered just 258 yards of total offense, including 63 on the ground. QB Brad Johnson threw four interceptions and the Bucs converted on only 5-of-12 third down attempts. McNabb, who passed for 194 yards, added 57 yards rushing.

SCORING

	1	2	3	4	F
TB	3	6	0	0	9
PHI	3	14	7	7	31

- TB** - Gramatica 36-yd. FG
PHI - Akers 26-yd. FG
PHI - Lewis 16-yd. pass from McNabb (Akers kick)
TB - Gramatica 32-yd. FG
PHI - Staley 23-yd. pass from McNabb (Akers kick)
TB - Gramatica 27-yd. FG
PHI - Buckhalter 25-yd. run (Akers kick)
PHI - Moore 59-yd. INT return (Akers kick)





TEAM STATISTICS

	TB	PHI
First Downs	16	17
3rd Downs	5-12	5-13
Total Yards	258	334
Rushing Yards	63	148
Passing Yards	195	186
Punts-Avg.	5-41.6	6-37.7
Fumbles-Lost	1-0	1-0
Penalties-Yds.	4-28	7-59
Time of Possession	29:37	30:23

INDIVIDUAL STATISTICS

- Rushing:** **TB:** Alstott 12-32, Dunn 11-29, B. Johnson 1-2.
PHI: McNabb 4-57, Buckhalter 9-55, Staley 15-34, Thrash 1-2.
Passing: **TB:** B. Johnson 36-22-202, 0 TD, 4 INT.
PHI: McNabb 25-16-194, 2 TD, 1 INT.
Receiving: **TB:** Dunn 8-37, Alstott 5-32, K. Johnson 3-75, Williams 2-25, Green 2-15, Moore 1-13, Yoder 1-5.
PHI: Pinkston 5-62, Lewis 4-60, Thrash 3-32, Staley 2-27, Buckhalter 2-13.
Interceptions: **TB:** Jackson 1-9.
PHI: Moore 2-59, Dawkins 1-0, Vincent 1-0.
Punt Returns: **TB:** Williams 3-10, 12 LG, 1 FC.
PHI: Mitchell 2-10, 10 LG, 0 FC.
Kickoff Returns: **TB:** Stecker 4-91, 32 LG, Murphy 2-47, 35 LG.
PHI: Mitchell 1-27, 27 LG, Douglas 1-16, 16 LG, Walker 1-9, 9 LG.
Sacks: **TB:** Rice 2-7, White 1-1.
PHI: Douglas 1-7.

History



Historical Highlights

Pre-1974

TAMPA STADIUM DEDICATED (11/4/67) — Tennessee defeats the University of Tampa, 38-0 in the first contest played in the facility. The 46,700-seat stadium costs \$4.1 million to build.

FIRST PRESEASON GAME (8/10/68) — Washington defeats Atlanta 16-14 before a crowd of 42,000 in first NFL action at new stadium.

EXPANSION COMMITTEE FORMED (11/68) — Suncoast Pro Football Committee is formed with the purpose of securing an NFL franchise for Tampa Bay. The group functions until 1972 when the Tampa Chamber of Commerce formally appoints the West Coast NFL Task Force headed by Tampa businessman J. Leonard Levy.

1974

TAMPA BAY AWARDED FRANCHISE (4/24) — Tampa Bay is awarded the league's 27th franchise. As part of the award, Tampa Stadium will be enlarged to 72,000 seats.

MCCLOSKEY SELECTED AS OWNER (10/30) — Philadelphia construction executive Tom McCloskey is awarded the new Tampa Bay franchise, but soon declines ownership.

CULVERHOUSE AWARDED OWNERSHIP (12/5) — Hugh F. Culverhouse, a Jacksonville attorney and real estate investor who had previously declined ownership of the Seattle franchise due to geographic reasons, is awarded the Tampa Bay franchise.

1975

TEAM NICKNAME ANNOUNCED (2/15) — After reviewing over 400 name possibilities, an advisory board announces the team's new nickname will be the Buccaneers.

STADIUM LEASE APPROVED (4/21) — The Tampa Sports Authority unanimously approves a 30-year lease agreement with the Buccaneers for use of Tampa Stadium. Three days later, the Tampa City Council votes 6-1 to approve the lease and expansion to 72,000 seats.

BUCCANEERS UNVEIL LOGO AND COLORS (4/15) — The team unveils a logo designed by Tampa Tribune artist Lamar Sparkman consisting of Florida orange, white and red.

STADIUM EXPANSION BEGINS (7/9) — Ground is broken for the expansion of Tampa Stadium, financed by the sale of \$13 million in bonds by the Tampa Sports Authority.

McKAY NAMED COACH (10/31) — John McKay leaves the University of Southern California where he had coached four national championship teams, signing a five-year contract to coach the Buccaneers.

BUCS PLACED IN DIVISION (11/4) — Tampa Bay is placed in the AFC West with the understanding that it will switch to the NFC Central the following season.

BUCS WIN FIRST OVERALL SELECTION (12/27) — In a drawing held prior to the Pittsburgh vs. Baltimore playoff game, Bucs owner Hugh Culverhouse is awarded the first pick in the following year's NFL college draft while Seattle receives the initial pick in the veteran allocation draft.

1976

WARNER BUYS LARGE SHARE OF TEAM (2/15) — Cincinnati businessman Marvin L. Warner, president of Warner National Corp. and a longtime friend of Hugh Culverhouse, buys a large share of the team.

VETERAN ALLOCATION DRAFT (3/30) — The Buccaneers stock their roster by adding 39 players through the NFL's veteran allocation draft.

FIRST TRADE ANNOUNCED (4/2) — The Bucs make the first trade in franchise history, acquiring former Heisman Trophy winner QB Steve Spurrier from the San Francisco 49ers for two players and a second-round draft choice.

SELMON DRAFTED (4/8) — Tampa Bay takes Lee Roy Selmon with the first selection in the NFL college draft.

THE INAUGURAL SEASON BEGINS (7/31) — In the team's first-ever pre-season action, the Bucs lose 26-3 at the hands of the Los Angeles Rams at the L.A. Coliseum. PK Paul Rajecki's 18-yard FG goes down as the first points in team history.

FIRST PRE-SEASON VICTORY (8/14) — The Buccaneers win their first pre-season game, defeating the Atlanta Falcons 17-3 at the Jacksonville Gator Bowl.

REGULAR SEASON OPENER (9/12) — Tampa Bay loses its first regular season game 20-0 at Houston.

GREEN SCORES FIRST REGULAR SEASON POINTS (9/26) — In a 14-9 loss to the Buffalo Bills, PK Dave Green connects on a 39-yard FG, posting the franchise's first regular season points.

1977

FIRST REGULAR SEASON VICTORY (12/11) — The Bucs tie an NFL record with three interceptions returned for TDs and end 26 games of frustration with their first regular season victory, a 33-14 win at New Orleans. Over 8,000 fans greet the team when it returns to One Buccaneer Place.

BACK-TO-BACK WINS (12/18) — Tampa Bay wins its second game in a row and first at home, beating the St. Louis Cardinals 17-7.

1978

TAMPA HOSTS PRO BOWL (1/23) — Tampa Stadium is the site of the 1978 Pro Bowl.

DuBOSE RUNS FOR 100 YARDS (10/15) — RB Jimmy DuBose becomes the first Buc to rush for 100 yards in a game (109 yards on 24 carries) as the Bucs lose on the road to the Giants 17-14.

BUCS REACH .500 (10/22) — Tampa Bay defeats Chicago 33-19 to up its record to 4-4, but injuries ultimately cripple the team during the second half of the season.

1979

CULVERHOUSE BUYS CONTROLLING INTEREST (1/3) — Hugh Culverhouse purchases Marvin Warner's minority interest, thereby gaining control of the team.

PEAR BECOMES FIRST PRO BOWL BUC (1/29) — DT Dave Pear becomes the first Buccaneer to play and start in the Pro Bowl.

BUCS JUMP OUT TO HOTTEST START OF SEASON (9/30) — The Buccaneers lay claim to the best record in the league by beating the Bears 17-13 at Chicago and running their record to 5-0, the best start in team history and a franchise record for consecutive victories that would not be matched until 1997.

BELL REACHES 1,000-YARD MARK (11/25) — RB Ricky Bell becomes the first rusher in team history to reach 1,000 yards after compiling 101 yards on the ground in 23-22 loss to the Minnesota Vikings. Bell eventually finishes the season with 1,263 rushing yards.

BUCS CLINCH FIRST-EVER NFC CENTRAL TITLE (12/16) — The Bucs defeat the Kansas City Chiefs 3-0 in a torrential downpour in Tampa to win the NFC Central Division and earn the first-ever playoff berth in team history. Neil O'Donoghue drills a 19-yard field goal for the game's only points as RB Ricky Bell gains 137 yards on the ground.

TAMPA BAY WINS FIRST PLAYOFF GAME (12/29) — Led by RB Ricky Bell's 142-yard, two-touchdown performance, the Bucs defeat the Philadelphia Eagles 24-17 in their first-ever playoff appearance.

1980

BUCS FINISH ONE GAME SHORT OF THE SUPER BOWL (1/6) — The team's first playoff season comes to an end as the Bucs lose 9-0 to the Los Angeles Rams in the NFC Championship Game played in Tampa Stadium.

McKAY GIVEN CONTRACT EXTENSION (1/7) — Head Coach John McKay is given a five-year contract extension. It is also announced that he will become the team's president upon his retirement from coaching.

SELMON BECOMES SECOND PRO BOWLER (1/29) — DE Lee Roy Selmon becomes the team's second player to see Pro Bowl action.

TAMPA BAY MAKES PRIME TIME DEBUT (9/11) — The Buccaneers avenge the previous January's NFC Championship Game defeat (9-0) with a 10-9 victory over the Los Angeles Rams in Tampa Bay's first-ever appearance on ABC's prime time football series (Thursday night game).

BUCS RUN WILD IN WIN OVER GIANTS (11/2) — Tampa Bay running backs account for a team record 244 rushing yards (later surpassed) en route to a 30-13 victory over the New York Giants.

1981

TAMPA BAY DEFEATS ATLANTA, MOVES INTO FIRST PLACE (12/6) — The Buccaneers, led by QB Doug Williams' season-best 336 passing yards, pull out a 24-23 victory over the Atlanta Falcons. The win is Tampa Bay's third in a row and places the team in sole possession of first place in the NFC Central.

BUCS CLINCH SECOND NFC TITLE IN THREE YEARS (12/20) — Tampa Bay wins an exciting showdown in Detroit, besting the Lions 20-17 and securing the NFC Central Division title. WR Kevin House reels in an 84-yard touchdown strike from QB Doug Williams and DT David Logan returns a fumble recovery 21 yards for another Buc score.

1982

BUCS ELIMINATED FROM PLAYOFFS (1/2) — Dallas defeats the Bucs 38-0 at Texas Stadium.

PLAYERS STRIKE ANNOUNCED (9/20) — The NFL Players Association announces the beginning of the union's strike.

LABOR PEACE REACHED (11/16) — After a 57-day strike, the NFL Management Council and the NFL Players Association announce a settlement.

TAMPA BAY WINS FIRST MONDAY NIGHT GAME AT HOME (11/29) — After starting off 0-3, Tampa Bay defeats the cross-state rival Miami Dolphins 23-17, marking the first Monday Night victory at Tampa Stadium.

1983

BUCS REACH PLAYOFFS FOR THIRD TIME IN FOUR YEARS (1/22) — QB Doug Williams leads a fierce rally from a 17-point halftime deficit as PK Bill Capece's 33-yard field goal in overtime secures the Buccaneer victory. The team wins five of its last six games, securing each victory in the final minute.

DALLAS ENDS TAMPA BAY'S PLAYOFF HOPES (1/9) — The Dallas Cowboys defeat Tampa Bay 30-17 in the first round of playoffs.

WILDER SETS SINGLE-GAME RECORDS (11/6) — RB James Wilder sets team marks for combined yards (239) and rushing yards (219) in a game, helping the Bucs break into the win column for the first time.

1984

TAMPA HOSTS SUPER BOWL XVIII (1/22) — The Los Angeles Raiders defeat the Washington Redskins 38-9 in front of a crowd of 72,920 as Tampa hosts its first Super Bowl.

WILDER RUNS FOR 172 YARDS IN WIN OVER PACKERS (9/30) — RB James Wilder carries the ball a record 43 times for 172 yards in leading Tampa Bay to a 30-27 overtime victory over the Green Bay Packers. Wilder eventually goes on to record the best rushing season in Buc history, compiling 1,544 yards and 13 touchdowns on an NFL record 407 carries.

MCKAY ANNOUNCES RESIGNATION (11/5) — Head Coach John McKay announces his resignation, effective at the end of the season. The announcement comes one day after a 27-24 loss at Minnesota with the Bucs owning a 4-6 record.

MCKAY'S FINAL GAME (12/16) — Tampa Bay defeats the New York Jets 41-21 in John McKay's final game as a head coach. He finishes an overall 171-128-9, including a 44-88-1 mark as the Bucs' head coach.

1985

SELMON PLAYS IN FINAL PRO BOWL (1/27) — DE Lee Roy Selmon plays in his sixth and final Pro Bowl. A herniated disk, which eventually required surgery, is discovered in his back at the game. The injury later forces Selmon to retire after missing the entire 1985 season.

BENNETT NAMED HEAD COACH (1/23) — Hugh Culverhouse names former Atlanta Falcons head coach Leeman Bennett as John McKay's replacement.

BUCS RECORD FIRST SHUTOUT SINCE '79 (11/10) — Tampa Bay defeats the St. Louis Cardinals 16-0, marking the team's first shutout since 1979 (vs. Kansas City), and snapping a nine-game losing streak.

1986

SELMON'S JERSEY RETIRED (9/7) — In halftime ceremonies at the season-opener versus San Francisco, six-time Pro Bowler Lee Roy Selmon's jersey is retired. Selmon's number 63 becomes the first and only jersey in team history to be retired.

BENNETT FIRED (12/29) — Leeman Bennett is relieved of his position after compiling a 4-28 record as the Bucs' head coach.

PERKINS NAMED HEAD COACH (12/31) — Former Alabama Head Coach Ray Perkins is hired as the Bucs' Head Coach and Vice-President/Football Operations.

1987

TAMPA BAY AWARDED SUPER BOWL XXV (5/20) — Tampa is awarded the Silver Anniversary Super Bowl to be played on January 27, 1991.

BUCS OPEN SEASON WITH ROUT OF ATLANTA (9/13) — QB Steve DeBerg establishes a franchise record with five touchdown passes and the Bucs set marks for most points (48) and largest margin of victory (38) in a 48-10 besting of Atlanta.

STRIKE INTERRUPTS SEASON (10/1) — The NFL Players Association calls for its second work stoppage in six seasons. After a 24-day strike in which replacement players were used in three games, the NFL and Players Union come to an agreement.

1988

TESTAVERDE PASSES FOR 469 YARDS (10/16) — QB Vinny Testaverde passes for the second-highest single-game yardage in franchise history (469) at Indianapolis.

BUCS DEFEAT EVENTUAL AFC CHAMPION BUFFALO (12/4) — Tampa Bay's win over the eventual AFC Champion Buffalo Bills is the first 10-5 score in NFL history.

1989

TAMPA BAY DEFEATS CHICAGO FOR FIRST TIME IN 13 TRIES (10/8) — The Bucs score 28 first half points (second most in team history) to end 12 games of frustration against the Bears before the largest crowd ever at a Bucs game (72,077).

BUCS COMPLETE SEASON SWEEP OF BEARS (11/19) — Donald Igwebuike's last-second 28-yard field goal completes the first-ever season sweep of Chicago. The win marks the Bucs' first at Soldier Field in ten years (9/30/79).

WR MARK CARRIER FINISHES PRO BOWL SEASON (12/24) — With six catches for 101 yards versus Pittsburgh, WR Mark Carrier caps off a Pro Bowl season in which he set club records of 86 receptions and 1,422 receiving yards.

1990

TAMPA BAY JUMPS OUT TO BEST START SINCE '79 (9/30) — After beating the Minnesota Vikings 23-20 in overtime, the Bucs run their record to 3-1.

PERKINS FIRED (12/3) — Head Coach Ray Perkins is relieved of his position after Tampa Bay drops to 5-8. Assistant Head Coach/ Receivers Richard Williamson is named interim head coach.

1991

GIANTS WIN SUPER BOWL XXV (1/23) — The New York Giants win Super Bowl XXV in thrilling fashion, beating their in-state rivals the Buffalo Bills 21-19 at Tampa Stadium.

WILLIAMSON NAMED HEAD COACH (2/4) — Gay Culverhouse is announced as the team's new president, Phil Krueger is named general manager and Richard Williamson becomes the full-time head coach.

COBB SETS TEAM RECORD FOR RUSHING TDs IN A GAME (11/20) — RB Reggie Cobb establishes a team mark with three rushing scores in a 30-21 Buccaneer triumph over the Detroit Lions.

SELMON, BELL AND McKay HONORED (12/8) — DE Lee Roy Selmon, RB Ricky Bell and Head Coach John McKay are inducted into the team's Krewe of Honor.

WILLIAMSON FIRED (12/27) — Richard Williamson is relieved as head coach after compiling a 4-15 record.

1992

WYCHE NAMED HEAD COACH (1/10) — Former Cincinnati Bengals Head Coach Sam Wyche is named as Richard Williamson's replacement. Wyche becomes the fifth head coach in Tampa Bay history.

WILLIAMS INDUCTED INTO KREWE OF HONOR (9/6) — QB Doug Williams becomes the third player inducted into the team's Krewe of Honor.

COBB RECORDS FIFTH-BEST RUSHING SEASON (12/27) — The Bucs defeat the Phoenix Cardinals 7-3 as RB Reggie Cobb caps off the fifth-best rushing performance in team history (1,171 yards).

1993

BUCS SIGN NICKERSON AS AN UNRESTRICTED FREE AGENT (3/18) — Former Pittsburgh Steelers LB Hardy Nickerson signs a three-year contract to become the Buccaneers' first free agent acquisition under the NFL's new Collective Bargaining Agreement.

NICKERSON EARNS PRO BOWL SELECTION (12/29) — After compiling a team record 214 tackles, Nickerson is voted as the NFC's starting LB in the Pro Bowl and later becomes only the second Buccaneer to be named AP All-Pro.

1994

CULVERHOUSE DIES (8/25) — Hugh Culverhouse dies of lung cancer at the age of 75. The team is placed under control of a three-man trust headed by Culverhouse's law partner Steven Story, along with Jack Donlan and Fred Cone.

McKAY NAMED GENERAL MANAGER (1/18) — Vice-President/Football Operations Rich McKay is promoted to General Manager.

RHETT RUSHES FOR 192 YARDS (12/4) — RB Errict Rhett records the second-best single-game rushing total in team history when he rambles for 192 yards on 40 carries (third-most in team annals) in a 26-21 victory over the Washington Redskins. Rhett eventually becomes first Buc rookie to rush for over 1,000 yards (1,011).

WILSON RECORDS PROLIFIC RECEIVING DAY (12/11) — WR Charles Wilson hauls in four catches for a season-best 176 yards, including scoring strikes of 71 and 44 yards.

BUCS SELL OUT SEASON FINALE (12/24) — The Buccaneers are defeated by the Packers 34-19 in front of the first sellout at Tampa Stadium in two years (11/15/92).

1995

BUCS NEARLY SOLD TO MALCOLM GLAZER (1/16) — Steven Story announces that, pending NFL approval, the Buccaneers have been sold to Palm Beach investor Malcolm Glazer for the highest price ever paid for a sports franchise.

NFL APPROVES SALE OF TEAM (3/13) — NFL owners unanimously approve Malcolm Glazer's purchase of the Buccaneers one day after the NFL Finance Committee gave its unanimous approval at the Owner's Meetings in Phoenix, Arizona.

BUCS SIGN DRAFT PICKS IN RECORD FASHION (5/10) — With the signing of second-round selection S Melvin Johnson, Tampa Bay becomes the quickest team in NFL history to sign all its draft picks.

SALE OF THE TEAM IS FINALIZED (6/30) — Malcolm Glazer officially becomes the team's new owner after the sale of the team is finalized in Charlotte, N.C. Bryan and Joel Glazer are named executive vice-presidents.

SELMON INDUCTED INTO HALL OF FAME (7/29) — DE Lee Roy Selmon becomes the first Buccaneer inducted into the NFL Hall of Fame. Selmon is introduced by his brother and former Buc teammate Dewey.

BUCS MOVE INTO SOLE POSSESSION OF FIRST PLACE (10/15) — PK Michael Husted's 51-yard game-winning FG propels Tampa Bay past Minnesota and into sole possession of first place in the NFC Central Division. The victory marks the first time since the final day of the 1981 season that the team has been alone in first place.

GRUBER MARKS RECORD START (11/26) — LT Paul Gruber makes his 118th career start, thus surpassing Lee Roy Selmon's team record of 117.

RHETT SURPASSES 1,000-YARD MARK (12/3) — RB Errict Rhett goes over 1,000 yards for the second consecutive year to become only the 12th player in NFL history to accomplish the feat in his first two league seasons.

WYCHE IS FIRED (12/27) — The team announces that Sam Wyche will not return as head coach in 1996. Wyche leaves his post with a 23-41 record.

1996

DUNGY NAMED HEAD COACH (1/22) — Minnesota Defensive Coordinator Tony Dungy is named as the Buccaneers' sixth head coach.

NICKERSON RE-SIGNS WITH TEAM (2/22) — LB Hardy Nickerson, the Buccaneers' Most Valuable Player in 1993 and '95, agrees to a four-year deal to remain with the team.

COMMUNITY INVESTMENT TAX PASSES (9/3) — Hillsborough County voters pass the Community Investment Tax by a 53-47% margin. The tax will fund the construction of a new stadium and practice facility as well as various other community projects.

DUNGY WINS FIRST GAME (10/8) — Tony Dungy earns his first victory as Buccaneer head coach with a 24-13 victory over his former team, the Minnesota Vikings.

BUCS DEFEAT CHARGERS FOR FIRST CALIFORNIA WIN SINCE '80 (11/17) — Tampa Bay edges the San Diego Chargers 25-17 to earn its first victory in California since 1980 (24-23 vs. San Francisco).

1997

GRUBER RE-SIGNS (2/13) — LT Paul Gruber, the team's designated franchise player and cornerstone of the Buc offensive line for the past eight years, signs a three-year deal to remain in Tampa.

BUCANEERS UNVEIL NEW LOGO AND COLORS (4/9) — The team unveils its eagerly anticipated new logo and color scheme at a noon downtown ceremony. The new logo, consisting of a red pirate flag with a skull and crossed swords, draws instant rave reviews. The team colors are Buccaneer red, pewter, black and orange.

STATE SUPREME COURT RULES IN FAVOR OF COUNTY, BUCS (5/22) — The Florida State Supreme Court refuses former Tampa Mayor Bill Poe's opposition to the stadium. In a 7-0 decision, the Court rules all aspects of the tax are constitutional.

BUCS START SEASON WITH FIVE CONSECUTIVE WINS (9/28) — The Buccaneers match the franchise record for most consecutive wins at the start of a season with five. After a 13-6 season-opening defeat of the San Francisco 49ers, the team rolls on to road victories at Detroit (9/7) and Minnesota (9/14) and home defeats of Miami (9/21) and Arizona (9/28).

MAYBERRY ATTAINS CONSECUTIVE STARTS RECORD (10/26) — C Tony Mayberry achieves one of the more remarkable achievements in team history by surpassing Dave Logan's streak of 103 consecutive games started in the team's 10/26 contest versus Minnesota.

CULPEPPER BECOMES FIRST TO BAG TRIFECTA TWICE IN SAME SEASON (11/9) — DT Brad Culpepper enters the team's sack race with a three-sack performance against Arizona (9/28) in a week-five contest, becoming just the fifth player in team history to do so. Little more than a month later, he becomes the first player in team annals to accomplish the feat twice in the same season with a trio of sacks at Atlanta.

BUCS SET SINGLE-GAME ATTENDANCE MARK (12/7) — After setting a new single-game attendance record earlier in the season on 9/21 against Miami (73,314), the Bucs eclipse that mark when 73,523 are in attendance for the team's 6-17 loss to the Green Bay Packers.

BUCS TIE FRANCHISE RECORD FOR WINS (12/21) — By virtue of their season-ending 31-15 downing of the Chicago Bears, the Bucs match the club record for most regular season victories in a season with 10, assuring themselves an NFC Wild Card berth.

FIRST PLAYOFF GAME PLAYED IN TAMPA IN 15 YEARS (12/28) — The Buccaneers defeat the Detroit Lions 20-10 in front of a sellout crowd of 73,361 in the final game played at Houlihan's Stadium. The game is marked by outstanding individual performances, including FB Mike Alstott's playoff-record 31-yard touchdown run in which he barrels through a variety of Lions defenders.

1998

NFL-HIGH EIGHT BUCS PLAY IN PRO BOWL (2/1) — As further recognition of the team's dramatic rise in league prominence, a team-record and NFL-most eight Buc players are selected to play in the Pro Bowl. Joining third-time selection LB Hardy Nickerson are first timers FB Mike Alstott, LB Derrick Brooks, QB Trent Dilfer, RB Warrick Dunn, S John Lynch, C Tony Mayberry and DT Warren Sapp.

DUNGY RECEIVES NEW CONTRACT (3/11) — After tying the franchise record for victories in a season with 10, Head Coach Tony Dungy is rewarded by Owner Malcolm Glazer with a new five-year contract that essentially voids out his original contract. The new deal ensures Dungy will be with the team through the 2002 season.

SAPP SIGNS EXTENSION TO BECOME TEAM'S HIGHEST-PAID PLAYER (3/18) — Pro Bowl DT Warren Sapp agrees to a six-year contract that makes him the wealthiest player in team history and one of the highest paid defensive tackles in the league.

EMANUEL LANDS IN TAMPA (4/14) — Less than a week after signing an offer sheet with the Buccaneers, Atlanta transitional free agent WR Bert Emanuel officially joins the team after the Falcons fail to match the Bucs' four-year offer.

McKAY RECEIVES CONTRACT EXTENSION (4/30) — Owner Malcolm Glazer rewards General Manager Rich McKay with a new five-year contract extension for his efforts in assembling one of the league's most talent-rich rosters. McKay's new deal guarantees that he will be with the team through the 2002 season.

BUCS SELL OUT INAUGURAL RAYMOND JAMES STADIUM SEASON (8/2, 8/15) — For the first time in team history, the Buccaneers entire home schedule is sold out before the season begins. Though the Bucs will play seven straight road games (including pre-season) to open 1998, the entire sum of single-game tickets for the eight home games in Raymond James Stadium sells out on the first day of availability.

BUCS OPEN NEW ERA IN RAYMOND JAMES STADIUM WITH DRAMATIC VICTORY (9/20) — Raymond James Stadium, already known as 'The Crown Jewel of the NFL,' officially opens as the Buccaneers take on arch-rival Chicago. TE Dave Moore's acrobatic one-handed touchdown catch sparks a 27-point rally as Tampa Bay wins its Raymond James Stadium debut, 27-15.

TAMPA BAY OUTGUNS UNDEFEATED MINNESOTA IN RAYMOND JAMES SHOOTOUT (11/1) — The Buccaneers run their Raymond James Stadium record to 4-0 with an eye-opening, 27-24 upset of the previously undefeated Minnesota Vikings. The Vikings' only regular-season loss of 1998 is powered by a Buccaneer-record 246 rushing yards, including the first dual-100-yard performance in team history by FB Mike Alstott (128 yards) and RB Warrick Dunn (115).

FIRST MONDAY NIGHT FOOTBALL VICTORY IN 16 YEARS COMES AT EXPENSE OF PACKERS (12/7) — Having ended a 15-year hiatus from ABC's Monday Night Football earlier in the year at Detroit, Tampa Bay records its first MNF victory since 1982 with a 24-22 dismissal of Green Bay. QB Trent Dilfer completes 64 and 62-yard TD passes to Jacquez Green and Reidel Anthony and the Buccaneer defense records eight sacks and a team-record eight forced fumbles.

BUCS BLANK CINCY FOR FIRST ROAD SHUTOUT (12/27) — Tampa Bay records the third shutout in team history, the first since 1985 and the first on the road with a 35-0 dismantling of Cincinnati in the season finale. FB Mike Alstott ties a team-record with three touchdown runs as the Bucs open a 28-0 lead by halftime.

1999

FIVE BUCS MAKE REPEAT PRO BOWL VISIT (2/7) — A five-some of Bucs, the second-largest contingent in team history, represents the NFC in the Pro Bowl; all five are repeat honorees from the team's NFL-high group of eight Pro Bowlers in 1998. LB Hardy Nickerson makes his fourth visit, tying TE Jimmie Giles for the second-most in team history, and DT Warren Sapp, LB Derrick Brooks, C Tony Mayberry and FB Mike Alstott all make their second trips.

BUCS SIGN AHANOTU TO SIX-YEAR DEAL (7/30) — The Buccaneers sign DE Chidi Ahanotu to a six-year contract. Ahanotu, entering his seventh year with the club, had been designated Tampa Bay's franchise player.

BUCS COMPLETE UNDEFEATED PRESEASON (9/3) — Rookie QB Shaun King hits rookie WR Darnell McDonald on a three-yard TD pass with seven seconds left, lifting the Bucs to a 16-13 win over host Washington. The victory caps a 4-0 pre-season campaign, the franchise's first in 16 years.

SACK ATTACK SMOTHERS EAGLES (9/19) – Tampa Bay's swarming defensive line racks up nine sacks in a 19-5 win at Philadelphia. DT Warren Sapp and DE Chidi Ahanotu each collect three sacks, while DE Marcus Jones bags two and DT Brad Culpepper adds one. The nine-sack effort falls one sack short of the team record of 10, set in 1979 at Baltimore.

GRAMATICA BOOTS ATLANTA (11/21) – Rookie K Martin Gramatica kicks four FGs, including a game-winning 53-yarder with 58 seconds remaining, to rally Tampa Bay to a 19-10 win over Atlanta at Raymond James Stadium. Gramatica had earlier nailed attempts from 24, 26 and 50 yards. He became the first Buccaneer kicker to boot two 50-plus-yard FGs in one game. The last time a rookie K booted a game-winning FG of that length was San Francisco's Steve Mike-Meyer, who nailed a 54-yarder against the Rams (11/9/75).

KING SHINES IN RELIEF ROLE (11/28) – Rookie QB Shaun King replaces an injured Trent Difer (clavicle) and escorts Tampa Bay to a 16-3 win at Seattle. The win marks the club's first in the Kingdome. King hits WR Jacquez Green for his first career completion, then later lofts a scoring toss to TE Patrick Hape, sealing Tampa Bay's fourth consecutive victory.

RECORD CROWD LIFTS BUCS TO MONDAY NIGHT WIN (12/6) – Tampa Bay beats Minnesota 24-17 before a then-record crowd of 65,741 at Raymond James Stadium. The game marks the starting debut of rookie QB Shaun King, who throws two second-half TD passes. Tampa Bay's swarming defense forces four Viking turnovers, including a 55-yard INT return by CB Donnie Abraham on the third play of the game.

BUCS WIN SIXTH CONSECUTIVE GAME (12/12) – Tampa Bay rallies for two fourth-quarter TDs to defeat Detroit 23-16 at Raymond James Stadium. The win is the Bucs' sixth consecutive triumph, breaking the team mark of five consecutive victories (1979, 1997). In the process, Tampa Bay assumes sole possession of first place in the NFC Central Division.

BUCS SET HOME WIN MARK AGAINST PACKERS (12/26) – Tampa Bay completes its 1999 home slate with a club-record 7-1 mark after a 29-10 triumph over Green Bay. FB Mike Alstott runs for two TDs in the fourth quarter to seal the win. The Bucs' previous besthome record was a 6-2 mark, set in 1984 and 1998. Tampa Bay also clinches its fifth-ever playoff appearance.

2000

BUCS CLAIM FIRST NFC CENTRAL TITLE IN 18 YEARS (1/2) – The Bucs beat Chicago 20-6 at Soldier Field to claim their first NFC Central Division title since 1981. Tampa Bay also concludes the regular season with a franchise-record 11 wins. The Bucs rush for 143 yards and hold the potent Bears offense to two FGs. An estimated crowd of 5,000 greets the champs upon their arrival at One Buccaneer Place Sunday night.

FOUR BUCS EARN FIRST-TEAM-ALL-PRO HONORS (1/8) – Four Buccaneers FB Mike Alstott, LB Derrick Brooks, S John Lynch and DT Warren Sapp – earn first-team All-Pro honors from the Associated Press. Tampa Bay could claim five first-team AP All-Pro selections in the franchise's first 23 seasons of existence. The Bucs tied the eventual Super Bowl champion Rams for most players on the 1999 squad.

SAPP NAMED AP NFL DEFENSIVE PLAYER OF THE YEAR (1/13) – DT Warren Sapp earns NFL Defensive Player of the Year honors from the Associated Press. In a poll of 50 media members, Sapp receives 19 votes, edging out Tennessee DE Jevon Kearse. Sapp is the first Buccaneer to win the award since Hall of Famer Lee Roy Selmon turned the trick in 1979. Sapp finished the regular season with 54 tackles and a career-best 12½ sacks.

BUCS RALLY PAST REDSKINS IN DIVISIONAL PLAYOFF (1/15) – Tampa Bay rallies from a 13-0 deficit to defeat the Washington Redskins 14-13 in an NFC divisional playoff game before a record crowd of 65,835 at Raymond James Stadium. QB Shaun King hits TE John Davis on a one-yard TD toss midway through the fourth quarter to give the Bucs their first and only lead. Tampa Bay's defense holds Washington's second-ranked offense to 157 total yards and no offensive TDs. The win propels the Bucs to their first NFC Championship Game in 20 years.

TAMPA BAY FALLS ONE WIN SHY OF SUPER BOWL (1/23) – Tampa Bay's valiant defensive effort falls short as the St. Louis Rams rally late for an 11-6 win in the NFC Championship Game at the Trans World Dome. The Bucs hold the high-powered Rams offense 22 points below their season average. St. Louis would capture Super Bowl XXXIV the following Sunday in Atlanta.

SIX BUCS HELP COACHING STAFF DEFEAT AFC IN PRO BOWL (2/6) – The NFC, led by Tony Dungy and the rest of the Buccaneers coaching staff, whips the AFC 51-31 in the highest-scoring Pro Bowl ever. Tampa Bay is represented by six players – FB Mike Alstott, LB Derrick Brooks, S John Lynch, C Tony Mayberry, LB Hardy Nickerson and DT Warren Sapp. Alstott scores three TDs and Brooks returns a Mark Brunell INT for a score.

BUCS SIGN PRO BOWL C CHRISTY TO FIVE-YEAR DEAL (2/15) – Tampa Bay inks two-time Pro Bowl C Jeff Christy to a five-year contract. Christy, an unrestricted free agent, had spent his previous seven seasons with the Minnesota Vikings.

TAMPA BAY HIRES STECKEL AS OFFENSIVE COORDINATOR (2/20) – The Bucs hire former Tennessee Titans offensive coordinator Les Steckel as their new offensive coordinator. Steckel, who helped the Titans reach Super Bowl XXXIV, joins Tampa Bay after five years with the Titans/Oilers. He also coached previously at Denver, New England, Minnesota and San Francisco.

BUCS INK 11-TIME PRO BOWLER McDANIEL (3/1) – The Bucs snag another former Vikings offensive lineman, signing perennial Pro Bowl G Randall McDaniel to a three-year contract. McDaniel, who spent his previous 12 seasons in Minnesota, owns the NFL record for consecutive Pro Bowl starts with 11. He enters the 2000 season with 170 consecutive starts, second only to Tennessee's Bruce Matthews (197) among active players.

BUCS TRADE FOR JETS WR JOHNSON (4/12) – The Bucs trade their two first-round picks (13th, 27th overall) in the 1999 NFL Draft to the New York Jets for two-time Pro Bowl WR Keyshawn Johnson. Tampa Bay then signs Johnson to an eight-year contract. Johnson's 305 catches over his first four NFL seasons trail only Marvin Harrison (Colts, 311, 1996-98) and Andre Rison (Falcons, 308, 1989-92) in league annals. The fifth-year pro can also boast 31 career scoring grabs.

BUCS RECORD LARGEST MARGIN OF VICTORY IN HOME OPENER (9/10) – Tampa Bay records the largest margin of victory in team history with a 41-0 win over Chicago in its home opener at Raymond James Stadium. The Bucs defense extends their streak to 14 quarters against Chicago without allowing a touchdown, and limits the Bears just 165 total yards, including 49 passing, while forcing four turnovers.

BUCS SIGN S JOHN LYNCH TO EXTENSION (9/11) – Tampa Bay inks Pro Bowl S John Lynch to a six-year contract extension. Lynch goes on to earn his second consecutive All-Pro selection and third trip to the Pro Bowl.

BUCS KNOCK OFF UNDEFEATED VIKINGS (10/29) – The Bucs offense scores on each of its first four possessions as Tampa Bay snaps a four-game skid and ends Minnesota's 7-0 start at Raymond James Stadium. Tampa Bay's 31 first-half points ties the club record for points in a half. For the first time in club history, Tampa Bay scores 40-plus points in a game twice in the same season.

SAPP SETS SINGLE-SEASON SACK RECORD (11/26) – DT Warren Sapp breaks Lee Roy Selmon's franchise record for sacks in a season with two — giving him 13.5 for the year — as Tampa Bay downs Buffalo 31-17 at Raymond James Stadium. The Bucs' defense notches six sacks overall to surpass the club's single-season record of 44 in 1997.

DUNN LEADS CLUB-RECORD DAY ON THE GROUND (12/3) – Tampa Bay sets a club record with 250 yards rushing, including a career-high 210 by RB Warrick Dunn, on the way to a 27-7 victory over Dallas at Raymond James Stadium. Dunn's performance marks the second-best single-game effort in Bucs' history. K Martin Gramatica adds a 25-yard FG prior to halftime, tying the franchise record for consecutive field goals made with his 16th straight.

BUCS SET FRANCHISE MARK FOR POINTS SCORED (12/10) – FS Damien Robinson intercepts Miami QB Jay Fiedler at the Bucs nine-yard line with 14 seconds remaining as Tampa Bay holds on for a 16-13 victory at rainy Pro Player Stadium. With the 16 points, Tampa Bay sets a club record for points in a season with 336, eclipsing the previous mark of 335 points in 1984. In addition, K Martin Gramatica breaks his own record for points in a season.

TAMPA BAY CLINCHES SECOND STRAIGHT PLAYOFF BERTH (12/18) – RB Warrick Dunn scores his third rushing touchdown of the game with 48 seconds remaining as Tampa Bay rallies for a 38-35 win over St. Louis before a national television audience on Monday Night Football. With the win at Raymond James Stadium, the Bucs clinch their second straight playoff berth and third in the last four seasons. Head coach Tony Dungy also becomes the winningest coach in franchise history with his 45th coaching victory.

2001

CHRISTENSEN PROMOTED TO OFFENSIVE COORDINATOR (1/26) – Tampa Bay announces that quarterbacks coach Clyde Christensen, who has served on Tampa Bay's staff under head coach Tony Dungy since Dungy's arrival in 1996, has been promoted to offensive coordinator. Christensen coached Tampa Bay's quarterbacks during each of the last two seasons after tutoring the tight ends for his first three years from 1996-98.

BUCS HOST THIRD SUPER BOWL (1/28) – Baltimore defeats the New York Giants, 34-7 as Tampa Bay plays host to Super Bowl XXXV at Raymond James Stadium.

LEAGUE-HIGH AND TEAM-RECORD NINE BUCS PLAY IN PRO BOWL (2/4) – Tampa Bay boasts a league-high and team-record nine players in the 2001 Pro Bowl in Hawaii. The Bucs' contingent includes a club-record six starters, but the AFC posts a 38-17 victory.

BUCS GRAB QB BRAD JOHNSON IN FREE AGENCY (3/6) – Tampa Bay ventures into free agency and returns with the biggest name on the market in Washington Redskins QB Brad Johnson. Johnson, who ranks third all-time in completion percentage, signs a five-year contract.

RICE JOINS THREE OTHER FIRST-ROUNDERS ON DEFENSIVE LINE (3/23) – Arizona Cardinals Pro Bowl DE Simeon Rice signs a five-year contract with Tampa Bay, joining a defensive line that features three other former first-round draft picks. Rice, who established an Arizona franchise mark with 16.5 quarterback sacks in 1999, notched 51.5 career sacks with the Cardinals.

BUCS SWAP FIRST-ROUND PICKS WITH BUFFALO (4/21) – Tampa Bay trades its first-round pick (21st overall) and second-round selection to the Buffalo Bills for their first-round draft choice (14th overall) in order to select T Kenyatta Walker in the 2001 NFL Draft. Walker, expected to compete for Tampa Bay's starting left tackle position in his rookie season, is the first offensive lineman selected by the Buccaneers in the first round in 10 years.

JOHN MCKAY DIES (6/10) – John McKay, the first coach in Buccaneers history, dies of kidney failure due to complications from diabetes at the age of 77. McKay coached Tampa Bay from 1976-1984, leading the team to three playoff appearances, including a trip to the 1979 NFC Championship Game.

BUCS SECOND GAME POSTPONED DUE TO TERRORIST ATTACKS (9/16) – Due to the terrorist attacks on America of September 11, the NFL postpones all of its games on September 16 and 17, including the Bucs' home contest against Philadelphia. The games are rescheduled for the first weekend in January, with the rest of the playoff schedule, including the Super Bowl, moving back one week. Due to an already-scheduled bye in Week Three, the Bucs have a bizarre, 21-day layoff between the first and second games of the season.

ALSTOTT LEADS ANOTHER HOME POUNDING OF THE VIKINGS (10/28) – Almost exactly one year after demolishing Minnesota, 41-13, in Raymond James Stadium on 10/29/00, the Bucs prove it was no fluke with a 41-14 decision over the Vikings on 10/28/01. FB Mike Alstott leads the runaway victory with 129 rushing yards, tying a team and personal record with three rushing touchdowns.

FIRST MNF ROAD VICTORY GIVES BUCS ANOTHER PRIME-TIME WIN OVER RAMS (11/26) – For the second time in two years, the Buccaneers defeat the St. Louis Rams on Monday Night Football, following up a 38-35 thriller in Tampa in 2000 with a 24-17 victory at St. Louis in 2001. The win, which stands as the first road win for the Bucs on Monday Night Football in team history, gives the Bucs a measure of revenge in the stadium that saw their run to the 1999 Super Bowl come to an end.

BUCS RECORD THIRD STRAIGHT ROAD WIN (12/2) – During yet another December surge, the Buccaneers defeat the Cincinnati Bengals, 16-13 in overtime, when S John Lynch forces and recovers a fumble at the Bengals' three-yard line early in the extra period, setting up Martin Gramatica's game-winning field goal. Following wins at Detroit and St. Louis, the victory over Cincinnati gives Tampa Bay three consecutive road wins for the first time in franchise history.

BUCS TIE SINGLE-GAME SCORING RECORD IN CRUCIAL WIN OVER NEW ORLEANS (12/23) – In a contest that would basically eliminate the loser from playoff contention and nearly guarantee the winner a postseason spot, the Buccaneers explode for 48 points in a blowout win over New Orleans. Taking a 30-0 halftime lead, the Bucs cruise to the 48-21 win, tying the team record for points scored in a single game (also against Atlanta, 9/13/97).

2002

DUNGY DISMISSED (1/14) – The team announces that head coach Tony Dungy has been relieved of his coaching duties after six seasons. Dungy posted a 54-42 record at the helm and led the Buccaneers to the playoffs in four of his six campaigns.

GRUDEN INTRODUCED (2/20) – New head coach Jon Gruden is introduced at a press conference at a downtown hotel after becoming the seventh head coach in franchise history. Gruden, 38, spent four seasons (1998-2001) as head coach of the Oakland Raiders.

BUCS ANNOUNCE PLANS TO HOLD TRAINING CAMP AT DISNEY (5/22) – The team announces that it has signed a contract with Disney's Wide World Of Sports Complex for training camp in 2002. The Buccaneers will become the first NFL team to conduct training camp at the sports complex at Walt Disney World Resort. Prior to 2002, the club trained at the University of Tampa since 1987.

Buccaneers All-Time Honors

NFL Hall of Fame

1995 DE Lee Roy Selmon

NFL Pro Bowl

1978 DT Dave Pear*

1979 DE Lee Roy Selmon*

1980 TE Jimmie Giles*

DE Lee Roy Selmon*

1981 TE Jimmie Giles*

DE Lee Roy Selmon*

1982 TE Jimmie Giles*

LB Hugh Green*

DE Lee Roy Selmon*

1983 LB Hugh Green*

DT David Logan (alternate)

DE Lee Roy Selmon*

1984 G Sean Farrell (alternate)

DT David Logan (alternate)

DE Lee Roy Selmon*

RB James Wilder

1985 TE Jimmie Giles

RB James Wilder (alternate)

1988 C Randy Grimes (alternate)

1989 WR Mark Carrier

1990 CB Wayne Haddix

1993 LB Hardy Nickerson*

1996 LB Hardy Nickerson

FB Mike Alstott (alternate)

P Tommy Barnhardt (alternate)

1997 FB Mike Alstott

LB Derrick Brooks

QB Trent Dilfer

RB Warrick Dunn

T Paul Gruber (alternate)

SS John Lynch

C Tony Mayberry

LB Hardy Nickerson*

DT Warren Sapp

1998 FB Mike Alstott

LB Derrick Brooks*

C Tony Mayberry

LB Hardy Nickerson

DT Warren Sapp*

1999 FB Mike Alstott

LB Derrick Brooks*

SS John Lynch*

C Tony Mayberry

LB Hardy Nickerson*

DT Warren Sapp*

2000 CB Donnie Abraham

FB Mike Alstott*

LB Derrick Brooks*

C Jeff Christy*

RB Warrick Dunn

K Martin Gramatica

SS John Lynch*

G Randall McDaniel*

DT Warren Sapp*

2001 FB Mike Alstott*

CB Ronde Barber*

LB Derrick Brooks*

WR Keyshawn Johnson

SS John Lynch

DT Warren Sapp*

* Denotes player voted as a starter

All-NFC (first team unless otherwise noted)

1977 DE Lee Roy Selmon SN

1978 DE Lee Roy Selmon SN*

1979 TE Jimmie Giles UPI (honorable mention)

LB David Lewis UPI

DE Lee Roy Selmon PFW, UPI, SN*

1980 TE Jimmie Giles UPI (second team)

LB David Lewis UPI (honorable mention)

DE Lee Roy Selmon UPI

1981 TE Jimmie Giles UPI (second team)

LB Cecil Johnson UPI (honorable mention)

G Greg Roberts UPI (second team)

CB Mike Washington UPI (honorable mention)

1982 TE Jimmie Giles UPI

LB Hugh Green UPI

DE Lee Roy Selmon UPI

1983 LB Hugh Green PFW

DT David Logan PFW

1984 DE Lee Roy Selmon PFW

RB James Wilder UPI

1987 LB Ervin Randle UPI (second team)

1989 WR Mark Carrier UPI (second team)

T Paul Gruber UPI

1990 PK Steve Christie FN, PFW, UPI

T Paul Gruber FN

CB Wayne Haddix PFW

1992 CB Ricky Reynolds PFW

1996 LB Hardy Nickerson UPI (second team)

LB Derrick Brooks FN, PFW

1997 LB Hardy Nickerson FN, PFW

PR Karl Williams FN

1998 LB Derrick Brooks FN, PFW

DT Warren Sapp PFW

1999 LB Derrick Brooks FN, PFW

S John Lynch FN, PFW

LB Hardy Nickerson PFW

DT Warren Sapp FN, PFW

2000 LB Derrick Brooks FN, PFW

K Martin Gramatica PFW

S John Lynch FN, PFW

DT Warren Sapp FN, PFW

2001 LB Derrick Brooks FN, PFW

S John Lynch PFW

DT Warren Sapp PFW

*SN changed title of award to NFC All-Star

All-Pro (first team unless otherwise noted)

1978 LB David Lewis CPFN

DE Lee Roy Selmon AP, CPFN

1979 TE Jimmie Giles SI (honorable mention)

LB Dewey Selmon AP (second team)

DE Lee Roy Selmon FN, PFWA, SI

1980 DE Lee Roy Selmon AP (second team), CPFN,

FD, NEA, PFWA

1982 CB Neal Colzie AP (second team)

LB Hugh Green AP (second team), CPFN,

FD, NEA, (second team),

PFWA, SI

DE Lee Roy Selmon AP (second team), CPFN,

FD, PFWA, NEA, SI

1983 LB Hugh Green AP (second team), CPFN,

FD, SI, SN

1984 G Sean Farrell SN

DE Lee Roy Selmon CPFN (second team), SI

RB James Wilder AP (second team), CPFN, SI

1985 TE Jimmie Giles AP (honorable mention)

1988 T Paul Gruber AP (honorable mention)

1989 WR Mark Carrier CPFN (second team)

S Harry Hamilton SN

1990 T Paul Gruber CPFN (second team)

TE Ron Hall SI

1991 LB Broderick Thomas CPFN (second team)

1992 T Paul Gruber AP (second team), NEA

1993	LB	Hardy Nickerson	AP, PFWA, SN
1996	FB	Mike Alstott	AP (second team), FD (second team)
	T	Paul Gruber	USAT
	LB	Hardy Nickerson	AP (second team)
1997	FB	Mike Alstott	AP, CPFN (second team), SI
	LB	Derrick Brooks	CPFN
	LB	Hardy Nickerson	AP, CPFN (second team)
	DT	Warren Sapp	CPFN (second team)
1998	FB	Mike Alstott	AP
	LB	Derrick Brooks	AP (second team), SI, USAT, CPFN (second team), FD
	DT	Warren Sapp	AP (second team), FD (second team)
1999	CB	Donnie Abraham	FD (second team)
	FB	Mike Alstott	AP, CPFN, FD
	LB	Derrick Brooks	AP, CPFN, FD, PFW, SI, SN
	S	John Lynch	AP, PFW, SI, SN, USAT
	LB	Hardy Nickerson	AP (second team), FD, USAT
	DT	Warren Sapp	AP, CPFN, FD, PFW, SN, USAT
2000	LB	Derrick Brooks	AP, CPFN, FD, PFW, SI, SN
	K	Martin Gramatica	AP (second team), FD (second team)
	DE	Marcus Jones	CPFN (second team)
	S	John Lynch	AP, CPFN, FD, PFW, SN, USAT
	G	Randall McDaniel	CPFN
	DT	Warren Sapp	AP, CPFN, FD, PFW, SI, SN, USAT
2001	CB	Ronde Barber	AP, CPFN, FD, PFW
	LB	Derrick Brooks	AP (second team)
	WR	Keyshawn Johnson	SI
	S	John Lynch	AP (second team), CPFN, PFW
	DT	Warren Sapp	AP, CPFN, PFW, SN
			All-NFL (first team unless otherwise noted)
1979	DE	Lee Roy Selmon	AP, PFW
1982	LB	Hugh Green	PFW
1997	FB	Mike Alstott	FD (second team)
	LB	Derrick Brooks	FD (second team)
	C	Tony Mayberry	FD (second team)
	LB	Hardy Nickerson	FD
	DT	Warren Sapp	FD (second team)
			NFL Defensive MVP
1979	DE	Lee Roy Selmon	NEA, PFW, SN
			NFL Defensive Player of the Year
1979	DE	Lee Roy Selmon	AP
1999	DT	Warren Sapp	AP, CPFN, FD, PFWA
			NFL Defensive Lineman of the Year
1979	DE	Lee Roy Selmon	FD
			NFC Defensive Lineman of the Year
1979	DE	Lee Roy Selmon	FD
1980	DE	Lee Roy Selmon	NFLPA
1982	DE	Lee Roy Selmon	NFLPA
1983	DE	Lee Roy Selmon	NFLPA
			NFC Defensive Player of the Year
1979	DE	Lee Roy Selmon	UPI
			Walter Payton/ NFL Man of the Year
2000	LB	Derrick Brooks	
			NFC Defensive Back of the Year
2001	CB	Ronde Barber	NFL Alumni

			Rookie of the Year
1991	WR	Lawrence Dawsey	SI
1992	DT	Santana Dotson	SN
1997	RB	Warrick Dunn	FN, NEA, PFW, PFWA, SI, SN
			NFL Defensive Rookie of the Year
1992	DT	Santana Dotson	CPFN, FD
			NFL Offensive Rookie of the Year
1997	RB	Warrick Dunn	AP, FD, CPFW
			NFC Rookie of the Year
1991	WR	Lawrence Dawsey	UPI
1992	DT	Santana Dotson	NFLPA (Defensive)
1997	RB	Warrick Dunn	NFLPA (Offensive)
			All-Rookie
1977	S	Cedric Brown	FD
	LB	David Lewis	PFW
1978	QB	Doug Williams	PFW
1979	G	Greg Roberts	AP, FD
1980	G	Ray Snell	CPFN, PFW, PFWA, UPI
1981	LB	Hugh Green	FD, PFW, PFWA, UPI
1982	G	Sean Farrell	CPFN, FD, PFW, PFWA
1984	LB	Keith Browner	FD, PFW, PFWA
	T	Ron Heller	PFW, PFWA
1986	T	J.D. Maarleveld	FD, PFW, PFWA
1987	WR	Mark Carrier	PFWA, UPI
	QB	Vinny Testaverde	FD, PFW, PFWA, UPI
1988	LB	Sidney Coleman	CPFN
	T	Paul Gruber	PFW
1990	PK	Steve Christie	CPFN, FD, FN, UPI
	P	Mark Royals	FD
1991	S	Tony Covington	FN
	WR	Lawrence Dawsey	PFW
1992	TE	Tyji Armstrong	CPFN, FN
	DT	Santana Dotson	FN, PFW
1993	WR	Horace Copeland	FD
	DE	Eric Curry	PFWA
	PK	Michael Husted	FD
1994	RB	Errict Rhett	CPFN, FN, PFW, PFWA
1995	LB	Derrick Brooks	CPFN, FN, PFW, PFWA
	DT	Warren Sapp	CPFN, FN, PFW, PFWA
1996	CB	Donnie Abraham	CPFN, PFWA
	DT	Marcus Jones	CPFN
1997	WR	Reidel Anthony	CPFW, FN, PFW
	RB	Warrick Dunn	CPFW, FN, PFW
	G	Frank Middleton	CPFW, PFW
1998	PR	Jacquez Green	PFW, FN
1999	K	Martin Gramatica	FD, CPFN, PFW
	DE	John McLaughlin	PFW
2001	T	Kenyatta Walker	PFW
			Maxwell Club Coach of the Year
1997		Tony Dungy	
			Horrigan Award
1997		Tony Dungy	

Legend

AP	—	Associated Press
CPFN	—	College and Pro Football Newsweekly
FD	—	Football Digest
FN	—	Football News
NEA	—	Newspaper Enterprise Association
NFLPA	—	NFL Players Association
PFW	—	Pro Football Weekly
PFWA	—	Pro Football Writers Association
SI	—	Sports Illustrated
SN	—	The Sporting News
UPI	—	United Press International
USAT	—	USA Today

Pro Bowl Buccaneers

	1978		1990		2000
NT	Dave Pear	CB	Wayne Haddix	CB	Donnie Abraham
	1979		1993	FB	Mike Alstott (4)
DE	Lee Roy Selmon (1)*	LB	Hardy Nickerson (1)	LB	Derrick Brooks (4)
	1980		1996	C	Jeff Christy+
TE	Jimmie Giles (1)	LB	Hardy Nickerson (2)	RB	Warrick Dunn (2)
LB	David Lewis		1997	K	Martin Gramatica
DE	Lee Roy Selmon (2)	FB	Mike Alstott	S	John Lynch (3)
	1981	LB	Derrick Brooks	G	Randall McDaniel^
TE	Jimmie Giles (2)	QB	Trent Dilfer	DT	Warren Sapp (4)
DE	Lee Roy Selmon (3)	RB	Warrick Dunn		2001
	1982	S	John Lynch	FB	Mike Alstott (5)
TE	Jimmie Giles (3)	C	Tony Mayberry	CB	Ronde Barber
LB	Hugh Green (1)	LB	Hardy Nickerson (3)	LB	Derrick Brooks (5)*
DE	Lee Roy Selmon (4)	DT	Warren Sapp	WR	Keyshawn Johnson&
	1983		1998	S	John Lynch (4)
LB	Hugh Green (2)	FB	Mike Alstott (2)	DT	Warren Sapp (5)*
DE	Lee Roy Selmon (5)	LB	Derrick Brooks (2)		
	1984	C	Tony Mayberry (2)		
DE	Lee Roy Selmon (6)	LB	Hardy Nickerson (4)		
RB	James Wilder	DT	Warren Sapp (2)		
	1985		1999		
TE	Jimmie Giles (4)	FB	Mike Alstott (3)		
	1989	LB	Derrick Brooks (3)		
WR	Mark Carrier	S	John Lynch (2)		
		C	Tony Mayberry (3)		
		LB	Hardy Nickerson (5)		
		DT	Warren Sapp (3)		

* Did not play due to injury

+ Made his first Pro Bowl appearance as a Buccaneer in 2000, but made two Pro Bowl showings (1998 and 1999) with Minnesota.

^ Made his first Pro Bowl appearance as a Buccaneer in 2000, but made NFL-record 11 consecutive showings (1989-99) with Minnesota.

& Made his first Pro Bowl appearance as a Buccaneer in 2001, but made two Pro Bowl showings with the New York Jets in 1998 and 1999.

Pro Bowl Notes

Most Appearances

- 6 Lee Roy Selmon (1979-84)
- 5 **Mike Alstott (1997-01)**
Derrick Brooks (1997-01)
Hardy Nickerson (1993, 1996-99)
Warren Sapp (1997-01)
- 4 Jimmie Giles (1980-82, 1985)
John Lynch (1997, 1999-01)

Most Consecutive Appearances

- 6 Lee Roy Selmon (1979-84)
- 5 **Mike Alstott (1997-01)**
Derrick Brooks (1997-01)
Warren Sapp (1997-01)
- 4 Hardy Nickerson (1996-99)

Most Appearances By An Offensive Player

- 5 **Mike Alstott (1997-01)**
- 4 Jimmie Giles (1980-82, 1985)
- 3 Tony Mayberry (1997-99)

Most Appearances By A Defensive Player

- 6 Lee Roy Selmon (1979-84)
- 5 **Derrick Brooks (1997-01)**
Hardy Nickerson (1993, 1996-99)
Warren Sapp (1997-01)

NFC PLAYERS OF THE WEEK

Offensive, Defensive Awards started in 1984, Special Teams Award in 1993

Offensive	Defensive	Special Teams
1984	QB Steve DeBerg (Week 3)	
1985	TE Jimmie Giles (Week 10)	
1987	QB Steve DeBerg (Week 1)	S Paul Tripoli (Week 4) CB Kevin Walker (Week 6)
1989	QB Vinny Testaverde (Week 1) The Buccaneer Offense (Week 5)	
1990	S Mark Robinson (Week 4)	
1991	LB Broderick Thomas (Week 11)	
1992	QB Vinny Testaverde (Week 2)	DT Santana Dotson (Week 4)
1993	LB Hardy Nickerson (Week 9)	CB Roger Jones (Week 17)
1994	LB Hardy Nickerson (Week 2) LB Hardy Nickerson (Week 13)	
1995	RB Errict Rhett (Week 15)	K Michael Husted (Week 7)
1996	S John Lynch (Week 13)	WR Karl Williams (Week 17)
1997	RB Warrick Dunn (Week 2) QB Trent Dilfer (Week 4)	WR Karl Williams (Week 10) LB Shelton Quarles (Week 11) WR Karl Williams (Week 17)
1998		WR Jacquez Green (Week 2) CB Ronde Barber (Week 13)
1999	DT Warren Sapp (Week 2) LB Derrick Brooks (Week 7) CB Donnie Abraham (Week 11) CB Donnie Abraham (Week 13) DE Steve White (Div. Playoffs)	DE John McLaughlin (Week 3) K Martin Gramatica (Week 11)
2000	QB Shaun King (Week 9) RB Warrick Dunn (Week 14)	LB Derrick Brooks (Week 1) CB Ronde Barber (Week 2) DT Warren Sapp (Week 3)
2001		WR Karl Williams (Week 13) K Martin Gramatica (Week 15)
	CB Ronde Barber (Week 9) DT Warren Sapp (Week 11) CB Ronde Barber (Week 15) LB Derrick Brooks (Week 16)	K Martin Gramatica (Week 12) TE Todd Yoder (Week 16)

NFC PLAYER OF THE MONTH

Offensive	Defensive	Special Teams
1996		KR/PR Karl Williams (December)
1997	DT Warren Sapp (September)	
1999	DT Warren Sapp (September)	K Martin Gramatica (November)
2000	LB Derrick Brooks (November)	K Martin Gramatica (October)
2001	DE Simeon Rice (December)	

NFC ROOKIE OF THE MONTH

Offensive	Defensive	Special Teams
1996	FB Mike Alstott (November)	KR/PR Karl Williams (December)
1997	RB Warrick Dunn (September)	

Most Valuable Players

Two separate awards are presented each year to the team member chosen as the Bucs' Most Valuable Player. The *St. Petersburg Times*' award is determined by a vote of writers who regularly cover the team. The Tampa Sports Club, a cross section of the Tampa sports community, votes for its award. The Newspaper Enterprise Association no longer conducts a poll which was won in 1977 and 1979 by Lee Roy Selmon, in 1976 by Dave Pear and in 1978 by David Lewis.

St. Petersburg Times (media)

1976	Dave Pear
1977	Lee Roy Selmon
1978	Dewey Selmon
1979	Ricky Bell
1980	Doug Williams
1981	Doug Williams
1982	Neal Colzie
1983	Hugh Green
1984	James Wilder
1985	James Wilder
1986	Steve Young
1987	Steve DeBerg
1988	Bruce Hill
1989	Mark Carrier
1990	Wayne Haddix
1991	Broderick Thomas
1992	Reggie Cobb
1993	Hardy Nickerson
1994	Paul Gruber
1995	Hardy Nickerson
1996	Hardy Nickerson
1997	Trent Dilfer
1998	Derrick Brooks
1999	Derrick Brooks
2000	Warrick Dunn
2001	Keyshawn Johnson

Tampa Sports Club (fan)

1976	Dave Pear
1977	Lee Roy Selmon
1978	Mark Cotney
1979	Lee Roy Selmon
1980	Doug Williams
1981	Cedric Brown
1982	James Wilder
1983	Hugh Green
1984	James Wilder
1985	James Wilder
1986	Steve Young
1987	Steve DeBerg
1988	Randy Grimes
1989	Mark Carrier
1990	Steve Christie
1991	Broderick Thomas
1992	Paul Gruber
1993	Hardy Nickerson
1994	Errict Rhett
1995	Hardy Nickerson
1996	Derrick Brooks
1997	Tony Mayberry
1998	Derrick Brooks
1999	Derrick Brooks and Warren Sapp
2000	Martin Gramatica
2001	Mike Alstott

Ed Block Courage Award

Each year, the Ed Block Courage Award is given to a player on each NFL team who best exemplifies commitment to the principles of sportsmanship and courage. The recipient symbolizes professionalism, dedication and performance as a community role model. This national award is named after the former Baltimore Colts' trainer who was a tireless worker for victims of abuse, violence, neglect and families in crisis.

1984	Theo Bell	1993	Rob Taylor
1985	Steve Courson	1994	Tony Covington
1986	J.D. Maarleveld	1995	Paul Gruber
1987	Nathan Wonsley	1996	Charles Dimry
1988	Don Smith	1997	Horace Copeland
1989	John Cannon	1998	Warrick Dunn
1990	Ron Hall	1999	Hardy Nickerson
1991	Harry Hamilton	2000	Derrick Brooks
1992	Ricky Reynolds	2001	Jerry Wunsch

Year-By-Year Scores

1976

Head Coach: John McKay

Preseason (1-5)

July 31	at L.A. Rams	L	3-26	(54,787)
Aug. 7	at Green Bay (Milwaukee)	L	6-10	(53,421)
Aug. 14	Atlanta (Jacksonville)	W	17-3	(11,342)
Aug. 21	MIAMI	L	21-28	(67,466)
Aug. 28	CHICAGO	L	7-10	(47,592)
Sept. 4	CINCINNATI	L	13-24	(46,775)

Won 0, Lost 14 Fifth - Western Division (AFC)

Sept. 12	at Houston	L	0-20	(42,228)
Sept. 19	SAN DIEGO	L	0-23	(39,558)
Sept. 26	BUFFALO	L	9-14	(44,505)
Oct. 3	at Baltimore	L	17-42	(40,053)
Oct. 10	at Cincinnati	L	0-21	(40,700)
Oct. 17	SEATTLE	L	10-13	(43,458)
Oct. 24	MIAMI	L	20-23	(61,437)
Oct. 31	KANSAS CITY	L	19-28	(41,779)
Nov. 7	at Denver	L	13-48	(61,703)
Nov. 14	at N.Y. Jets	L	0-34	(46,427)
Nov. 21	CLEVELAND	L	7-24	(36,930)
Nov. 28	at Oakland	L	16-49	(49,590)
Dec. 5	at Pittsburgh	L	0-42	(43,385)
Dec. 12	NEW ENGLAND	L	14-31	(41,517)

1977

Head Coach: John McKay

Preseason (2-4)

Aug. 6	MIAMI	L	7-13	(66,056)
Aug. 13	at Cincinnati	L	0-45	(50,316)
Aug. 20	GREEN BAY	W	10-7	(49,045)
Aug. 27	Atlanta (Orlando)	L	21-30	(31,123)
Sept. 3	at Buffalo	L	6-17	(28,126)
Sept. 10	BALTIMORE	W	14-0	(47,032)

Won 2, Lost 12 Fifth - Central Division (NFC)

Sept. 18	at Philadelphia	L	3-13	(61,549)
Sept. 24	MINNESOTA	L	3-9	(66,272)
Oct. 2	at Dallas	L	7-23	(55,316)
Oct. 9	WASHINGTON	L	0-10	(58,571)
Oct. 16	at Seattle	L	23-30	(54,783)
Oct. 23	GREEN BAY	L	0-13	(47,635)
Oct. 30	at San Francisco	L	10-20	(34,750)
Nov. 6	at L.A. Rams	L	0-31	(45,493)
Nov. 13	N.Y. GIANTS	L	0-10	(46,518)
Nov. 20	at Detroit	L	7-16	(49,751)
Nov. 27	ATLANTA	L	0-17	(43,592)
Dec. 4	CHICAGO	L	0-10	(48,948)
Dec. 11	at New Orleans	W	33-14	(40,124)
Dec. 18	ST. LOUIS	W	17-7	(56,922)

1978

Head Coach: John McKay

Preseason (3-1)

Aug. 5	CINCINNATI	W	17-0	(60,106)
Aug. 12	BALTIMORE	W	23-12	(61,112)
Aug. 19	at New Orleans	W	14-3	(46,282)
Aug. 25	MIAMI	L	20-24	(68,132)

Won 5, Lost 11 Fifth - Central Division (NFC)

Sept. 2•	N.Y. GIANTS	L	13-19	(67,456)
Sept. 9	DETROIT	L	7-15	(64,445)
Sept. 17	at Minnesota	W	16-10	(46,152)
Sept. 24	ATLANTA	W	14-9	(58,073)
Oct. 1••	MINNESOTA	L	7-24	(65,972)
Oct. 8	at Kansas City	W	30-13	(38,201)
Oct. 15	at N.Y. Giants	L	14-17	(68,025)
Oct. 22•	CHICAGO	W	33-19	(68,146)
Oct. 29	at Green Bay	L	7-9	(55,108)
Nov. 5	at L.A. Rams	L	23-26	(55,182)
Nov. 12	at Detroit	L	23-34	(60,320)
Nov. 19	BUFFALO	W	31-10	(61,383)
Nov. 26	at Chicago	L	3-14	(42,373)
Dec. 3••	GREEN BAY	L	7-17	(67,754)
Dec. 10	at San Francisco	L	3-6	(30,931)
Dec. 17	NEW ORLEANS	L	10-17	(51,207)

1979

Head Coach: John McKay

Preseason (2-2)

Aug. 4	WASHINGTON	L	7-9	(64,493)
Aug. 11	MIAMI	L	7-13	(64,481)
Aug. 18	NEW ORLEANS	W	14-7	(49,042)
Aug. 25	at Cincinnati	W	24-13	(44,120)

Won 10, Lost 6 First - Central Division (NFC)

Sept. 1•	DETROIT	W	31-16	(68,225)
Sept. 9	at Baltimore	W	29-26 OT	(36,374)
Sept. 16	at Green Bay	W	21-10	(55,498)
Sept. 23••	L.A. RAMS	W	21-6	(69,497)
Sept. 30	at Chicago	W	17-13	(55,258)
Oct. 7	at N.Y. Giants	L	14-17	(72,841)
Oct. 14••	NEW ORLEANS	L	14-42	(67,640)
Oct. 21••	GREEN BAY	W	21-3	(67,186)
Oct. 28	at Minnesota	W	12-10	(46,906)
Nov. 4	at Atlanta	L	14-17	(55,150)
Nov. 11	at Detroit	W	16-14	(70,461)
Nov. 18•	N.Y. GIANTS	W	31-3	(70,261)
Nov. 25••	MINNESOTA	L	22-23	(70,039)
Dec. 2	CHICAGO	L	0-14	(69,508)
Dec. 9	at San Francisco	L	7-23	(44,506)
Dec. 16•	KANSAS CITY	W	3-0	(63,624)

NFC DIVISIONAL PLAYOFF GAME

Dec. 29••	PHILADELPHIA	W	24-17	(71,402)
-----------	--------------	---	-------	----------

NFC CHAMPIONSHIP GAME

Jan. 6••	L.A. RAMS	L	0-9	(72,033)
----------	-----------	---	-----	----------

1980

Head Coach: John McKay

Preseason (3-1)

Aug. 11	at Houston	W	21-7	(48,827)
Aug. 16	ST. LOUIS	L	14-21	(68,384)
Aug. 23	CINCINNATI	W	20-14 OT	(59,113)
Aug. 29	WASHINGTON	W	11-6	(62,555)

Won 5, Lost 10, Tied 1 Fourth (Tied) - Central Div. (NFC)

Sept. 7	at Cincinnati	W	17-12	(35,551)
Sept. 11••	L.A. RAMS	W	10-9	(66,576)
Sept. 21	at Dallas	L	17-28	(62,750)
Sept. 28••	CLEVELAND	L	27-34	(65,540)

Oct. 6	at Chicago	L	0-23	(61,350)
Oct. 12••	GREEN BAY	T	14-14	OT (64,854)
Oct. 19	at Houston	L	14-20	(48,167)
Oct. 26	at San Francisco	W	24-23	(51,925)
Nov. 2••	N.Y. GIANTS	W	30-13	(68,256)
Nov. 9••	PITTSBURGH	L	21-24	(71,636)
Nov. 16	at Minnesota	L	30-38	(46,032)
Nov. 23••	DETROIT	L	10-24	(64,976)
Nov. 30	at Green Bay (Milwaukee)	W	20-17	(54,225)
Dec. 7••	MINNESOTA	L	10-21	(65,649)
Dec. 14	at Detroit	L	14-27	(77,098)
Dec. 20••	CHICAGO	L	13-14	(55,298)

1981

Head Coach: John McKay

Preseason (1-3)

Aug. 8	CINCINNATI	L	17-24	(67,554)
Aug. 15	NEW ENGLAND	L	16-17	(62,785)
Aug. 22	HOUSTON	W	27-17	(64,734)
Aug. 28	at Atlanta	L	7-27	(53,668)

Won 9, Lost 7 First - Central Division (NFC)

Sept. 5••	MINNESOTA	W	21-13	(66,287)
Sept. 13	at Kansas City	L	10-19	(50,555)
Sept. 20	at Chicago	L	17-28	(60,130)
Sept. 27•	ST. LOUIS	W	20-10	(65,850)
Oct. 4•	DETROIT	W	28-10	(71,733)
Oct. 11	at Green Bay	W	21-10	(52,264)
Oct. 18	at Oakland	L	16-18	(42,288)
Oct. 25	at Philadelphia	L	10-20	(70,174)
Nov. 1••	CHICAGO	W	20-10	(68,688)
Nov. 8	at Minnesota	L	10-25	(47,038)
Nov. 15••	DENVER	L	7-24	(64,518)
Nov. 22•	GREEN BAY	W	37-3	(63,251)
Nov. 29	at New Orleans	W	31-14	(62,209)
Dec. 6••	ATLANTA	W	24-23	(69,221)
Dec. 13••	SAN DIEGO	L	23-24	(67,388)
Dec. 20	at Detroit	W	20-17	(80,444)

NFC DIVISIONAL PLAYOFF GAME

Jan. 2	at Dallas	L	0-38	(64,848)
--------	-----------	---	------	----------

1982

Head Coach: John McKay

Preseason (3-1)

Aug. 14	PHILADELPHIA	W	35-7	(65,659)
Aug. 21	WASHINGTON	W	28-13	(63,896)
Aug. 28	at Houston	L	6-21	(41,007)
Sept. 3	ATLANTA	W	34-0	(62,933)

Won 5, Lost 4 Fourth (Tied) - NFC

Sept. 12	at Minnesota	L	10-17	(58,440)
Sept. 19•	WASHINGTON	L	13-21	(66,187)
Nov. 21	at Dallas	L	9-14	(49,578)
Nov. 29••	MIAMI	W	23-17	(65,854)
Dec. 5	at New Orleans	W	13-10	(61,709)
Dec. 12	at N.Y. Jets	L	17-32	(28,147)
Dec. 19•	BUFFALO	W	24-23	(62,510)
Dec. 26•	DETROIT	W	23-21	(65,997)
Jan. 2••	CHICAGO	W	26-23	OT (68,112)

NFC FIRST ROUND PLAYOFF GAME

Jan. 9	at Dallas	L	17-30	(65,042)
--------	-----------	---	-------	----------

1983

Head Coach: John McKay

Preseason (4-0)

Aug. 6	NEW ORLEANS	W	20-17	(53,111)
Aug. 13	at Houston	W	23-17	(41,107)
Aug. 20	ATLANTA	W	17-6	(57,237)
Aug. 26	NEW ENGLAND	W	41-21	(52,108)

Won 2, Lost 14 Fifth - Central Division (NFC)

Sept. 4	DETROIT	L	0-11	(62,154)
Sept. 11	at Chicago	L	10-17	(58,186)
Sept. 18	MINNESOTA	L	16-19	OT (57,567)
Sept. 25	CINCINNATI	L	17-23	(56,023)
Oct. 2	at Green Bay	L	14-55	(54,272)
Oct. 9	at Dallas	L	24-27	OT (63,308)
Oct. 16	ST. LOUIS	L	27-34	(48,224)
Oct. 23	NEW ORLEANS	L	21-24	(48,242)
Oct. 30	at Pittsburgh	L	12-17	(57,648)
Nov. 6	at Minnesota	W	17-12	(59,239)
Nov. 13	at Cleveland	L	0-20	(56,091)
Nov. 20	CHICAGO	L	0-27	(36,816)
Nov. 27	HOUSTON	W	33-24	(68,625)
Dec. 4	at San Francisco	L	21-35	(49,773)
Dec. 12	GREEN BAY	L	9-12	OT (50,763)
Dec. 18	at Detroit	L	20-23	(78,392)

1984

Head Coach: John McKay

Preseason (3-2)

July 28	Seattle (Canton, OH)	L	0-38	(22,250)
Aug. 4	HOUSTON	W	30-17	(32,774)
Aug. 11	CINCINNATI	W	21-13	(33,588)
Aug. 18	at Atlanta	L	21-52	(29,610)
Aug. 24	MIAMI	W	14-13	(53,023)

Won 6, Lost 10 Third - Central Division (NFC)

Sept. 2	at Chicago	L	14-34	(58,789)
Sept. 9	at New Orleans	L	13-17	(54,686)
Sept. 16	DETROIT	W	21-17	(44,560)
Sept. 23	at N.Y. Giants	L	14-17	(72,650)
Sept. 30	GREEN BAY	W	30-27	OT (44,487)
Oct. 7	MINNESOTA	W	35-31	(47,405)
Oct. 14	at Detroit	L	7-13	OT (44,308)
Oct. 21	CHICAGO	L	9-44	(60,003)
Oct. 28	at Kansas City	L	20-24	(41,710)
Nov. 4	at Minnesota	L	24-27	(54,949)
Nov. 11	N.Y. GIANTS	W	20-17	(46,534)
Nov. 18	at San Francisco	L	17-24	(57,704)
Nov. 25	L.A. RAMS	L	33-34	(42,242)
Dec. 2	at Green Bay	L	14-27	(46,800)
Dec. 9	ATLANTA	W	23-6	(33,808)
Dec. 16	N.Y. JETS	W	41-21	(43,817)

1985

Head Coach: Leeman Bennett

Preseason (1-3)

Aug. 10	PITTSBURGH	L	27-42	(47,447)
Aug. 17	ATLANTA	L	17-23	(34,040)
Aug. 24	at New Orleans	W	14-10	(49,337)
Aug. 30	WASHINGTON	L	7-20	(33,640)

HISTORY

Won 2, Lost 14 Fifth - Central Division (NFC)

Sept. 8	at Chicago	L	28-38	(57,828)
Sept. 15	MINNESOTA	L	16-31	(46,188)
Sept. 22	at New Orleans	L	13-20	(45,320)
Sept. 29	at Detroit	L	9-30	(45,023)
Oct. 6	CHICAGO	L	19-27	(51,795)
Oct. 13	L.A. RAMS	L	27-31	(39,607)
Oct. 20	at Miami	L	38-41	(62,335)
Oct. 27	NEW ENGLAND	L	14-32	(34,661)
Nov. 3	at N.Y. Giants	L	20-22	(72,031)
Nov. 10	ST. LOUIS	W	16-0	(34,736)
Nov. 17	at N.Y. Jets	L	28-62	(65,344)
Nov. 24	DETROIT	W	19-16 OT	(43,471)
Dec. 1	at Green Bay	L	0-21	(19,856)
Dec. 8	at Minnesota	L	7-26	(51,593)
Dec. 15	INDIANAPOLIS	L	23-31	(25,577)
Dec. 22	GREEN BAY	L	17-20	(33,992)

1986

Head Coach: Leeman Bennett

Preseason (0-4)

Aug. 9	ST. LOUIS	L	10-26	(31,550)
Aug. 16	ATLANTA	L	17-20	(28,797)
Aug. 23	WASHINGTON	L	13-21	(45,136)
Aug. 29	at Miami	L	3-21	(45,766)

Won 2, Lost 14 Fifth - Central Division (NFC)

Sept. 7	SAN FRANCISCO	L	7-31	(50,780)
Sept. 14	MINNESOTA	L	10-23	(34,579)
Sept. 21	at Detroit	W	24-20	(38,453)
Sept. 28	ATLANTA	L	20-23 OT	(38,950)
Oct. 5	at L.A. Rams	L	20-26 OT	(50,585)
Oct. 12	ST. LOUIS	L	19-30	(33,307)
Oct. 19	at New Orleans	L	7-38	(43,355)
Oct. 26	at Kansas City	L	20-27	(36,230)
Nov. 2	BUFFALO	W	34-28	(32,806)
Nov. 9	CHICAGO	L	3-23	(70,097)
Nov. 16	at Green Bay (Milwaukee)	L	7-31	(48,271)
Nov. 23	DETROIT	L	17-38	(30,029)
Nov. 30	at Minnesota	L	13-45	(56,235)
Dec. 7	at Chicago	L	14-48	(52,746)
Dec. 14	GREEN BAY	L	7-21	(30,099)
Dec. 21	at St. Louis	L	17-21	(23,957)

1987

Head Coach: Ray Perkins

Preseason (2-2)

Aug. 15	CINCINNATI	L	30-31	(52,747)
Aug. 22	N.Y. JETS	W	29-27	(56,598)
Aug. 29	WASHINGTON	W	17-10	(63,845)
Sept. 5	at Indianapolis	L	16-23	(50,111)

Won 4, Lost 11 Fourth (Tied) - Central Division (NFC)

Sept. 13	ATLANTA	W	48-10	(51,250)
Sept. 20	at Chicago	L	3-20	(63,551)
Oct. 4	at Detroit	W	31-27	(4,919)
Oct. 11	SAN DIEGO	L	13-17	(23,873)
Oct. 18	MINNESOTA	W	20-10	(20,850)
Oct. 25**	CHICAGO	L	26-27	(70,747)
Nov. 1	at Green Bay (Milwaukee)	W	23-17	(50,308)
Nov. 8	at St. Louis	L	28-31	(22,449)

Nov. 15	at Minnesota	L	17-23	(48,605)
Nov. 22	SAN FRANCISCO	L	10-24	(63,211)
Nov. 29	at L.A. Rams	L	3-35	(45,188)
Dec. 6	at New Orleans	L	34-44	(66,471)
Dec. 13	DETROIT	L	10-20	(41,699)
Dec. 20	ST. LOUIS	L	14-31	(32,046)
Dec. 27	at Indianapolis	L	6-24	(60,468)

1988

Head Coach: Ray Perkins

Preseason (0-4)

Aug. 6	INDIANAPOLIS	L	7-20	(44,258)
Aug. 13	CLEVELAND	L	3-23	(50,074)
Aug. 20	at Atlanta	L	14-19	(18,141)
Aug. 25	Buffalo (Nashville)	L	7-14	(20,600)

Won 5, Lost 11 Third - Central Division (NFC)

Sept. 4	PHILADELPHIA	L	14-41	(43,502)
Sept. 11	at Green Bay	W	13-10	(52,584)
Sept. 18	PHOENIX	L	24-30	(35,034)
Sept. 25	at New Orleans	L	9-13	(66,671)
Oct. 2	GREEN BAY	W	27-24	(40,003)
Oct. 9	at Minnesota	L	13-14	(55,274)
Oct. 16	at Indianapolis	L	31-35	(53,135)
Oct. 23	MINNESOTA	L	20-49	(48,020)
Oct. 30**	MIAMI	L	14-17	(67,352)
Nov. 6	at Chicago	L	10-28	(56,892)
Nov. 13	at Detroit	W	23-20	(25,956)
Nov. 20**	CHICAGO	L	15-27	(67,070)
Nov. 27	at Atlanta	L	10-17	(14,020)
Dec. 4	BUFFALO	W	10-5	(49,498)
Dec. 11	at New England	L	7-10 OT	(39,889)
Dec. 18	DETROIT	W	21-10	(37,778)

1989

Head Coach: Ray Perkins

Preseason (3-1)

Aug. 12	HOUSTON	W	41-23	(37,830)
Aug. 19	ATLANTA	W	27-0	(28,330)
Aug. 26	at Indianapolis	L	0-30	(54,750)
Sept. 2	at Cleveland	W	27-10	(62,486)

Won 5, Lost 11 Fifth - Central Division (NFC)

Sept. 10	at Green Bay	W	23-21	(55,650)
Sept. 17	SAN FRANCISCO	L	16-20	(64,087)
Sept. 24	NEW ORLEANS	W	20-10	(44,053)
Oct. 1	at Minnesota	L	3-17	(54,817)
Oct. 8**	CHICAGO	W	42-35	(72,077)
Oct. 15	DETROIT	L	16-17	(46,225)
Oct. 22	at Washington	L	28-32	(52,862)
Oct. 29	at Cincinnati	L	23-56	(57,225)
Nov. 5	CLEVELAND	L	31-42	(69,162)
Nov. 12	MINNESOTA	L	10-24	(56,271)
Nov. 19	at Chicago	W	32-31	(63,826)
Nov. 26	at Phoenix	W	14-13	(33,297)
Dec. 3	GREEN BAY	L	16-17	(58,120)
Dec. 10	at Houston	L	17-20	(54,532)
Dec. 17	at Detroit	L	7-33	(40,362)
Dec. 24	PITTSBURGH	L	22-31	(29,690)

1990

Head Coach: Ray Perkins (13 Games)
Richard Williamson (3 Games)

Preseason (3-1)

Aug. 11	CINCINNATI	W	30-17	(51,014)
Aug. 18	New England (Jacksonville)	W	44-10	(51,066)
Aug. 24	at Seattle	L	3-10	(52,301)
Aug. 30	N.Y. JETS	W	23-14	(40,118)

Won 6, Lost 10 Second (Tied) - Central Division (NFC)

Sept. 9	at Detroit	W	38-21	(54,728)
Sept. 16	L.A. RAMS	L	14-35	(59,705)
Sept. 23	DETROIT	W	23-20	(55,075)
Sept. 30	at Minnesota	W	23-20 OT	(54,462)
Oct. 7	at Dallas	L	10-14	(60,076)
Oct. 14	GREEN BAY	W	26-14	(67,472)
Oct. 21	DALLAS	L	13-17	(68,315)
Oct. 28	at San Diego	L	10-41	(40,653)
Nov. 4	CHICAGO	L	6-26	(68,555)
Nov. 11	at New Orleans	L	7-35	(67,865)
Nov. 18	at San Francisco	L	7-31	(62,221)
Nov. 25	at Green Bay (Mil)	L	10-20	(53,677)
Dec. 2	ATLANTA	W	23-17	(42,839)
Dec. 16	MINNESOTA	W	26-13	(47,272)
Dec. 23	at Chicago	L	14-27	(46,456)
Dec. 30	N.Y. JETS	L	14-16	(46,543)

1991

Head Coach: Richard Williamson

Preseason (3-1)

Aug. 5	at Cleveland	W	23-10	(64,753)
Aug. 10	MIAMI	L	13-29	(51,387)
Aug. 17	at Atlanta	W	12-7	(41,983)
Aug. 23	KANSAS CITY	W	20-7	(33,996)

Won 3, Lost 13 Fifth - Central Division (NFC)

Sept. 1	at N.Y. Jets	L	13-16	(61,204)
Sept. 8	CHICAGO	L	20-21	(65,625)
Sept. 15	at Green Bay	L	13-15	(58,114)
Sept. 22	BUFFALO	L	10-17	(57,323)
Sept. 29	at Detroit	L	3-31	(48,784)
Oct. 6	PHILADELPHIA	W	14-13	(41,219)
Oct. 20	at New Orleans	L	7-23	(68,591)
Oct. 27	GREEN BAY	L	0-27	(40,275)
Nov. 3	at Minnesota	L	13-28	(35,737)
Nov. 10	DETROIT	W	30-21	(37,742)
Nov. 17	at Atlanta	L	7-43	(41,274)
Nov. 24	N.Y. GIANTS	L	14-21	(63,698)
Dec. 1	at Miami	L	14-33	(51,036)
Dec. 8	MINNESOTA	L	24-26	(41,091)
Dec. 14	at Chicago	L	0-27	(54,719)
Dec. 22	INDIANAPOLIS	W	17-3	(28,043)

1992

Head Coach: Sam Wyche

Preseason (1-3)

Aug. 8	at Denver	L	10-31	(66,521)
Aug. 15	ATLANTA	W	40-28	(37,881)
Aug. 22	at Miami	L	7-22	(42,136)
Aug. 28	CLEVELAND	L	3-24	(40,883)

Won 5, Lost 11 Third (Tied) - Central Division (NFC)

Sept. 6	PHOENIX	W	23-7	(41,315)
Sept. 13	GREEN BAY	W	31-3	(50,051)
Sept. 20	at Minnesota	L	20-26	(48,113)
Sept. 27	at Detroit	W	27-23	(51,374)
Oct. 4	INDIANAPOLIS	L	14-24	(56,585)
Oct. 18	at Chicago	L	14-31	(61,412)
Oct. 25	DETROIT	L	7-38	(53,995)
Nov. 1	at New Orleans	L	21-23	(68,591)
Nov. 8	MINNESOTA	L	7-35	(49,095)
Nov. 15	CHICAGO	W	20-17	(69,102)
Nov. 22	at San Diego	L	14-29	(43,197)
Nov. 29	at Green Bay (Milwaukee)	L	14-19	(52,347)
Dec. 6	L.A. RAMS	L	27-31	(38,387)
Dec. 13	ATLANTA	L	7-35	(39,056)
Dec. 19	at San Francisco	L	14-21	(60,519)
Dec. 27	at Phoenix	W	7-3	(29,645)

1993

Head Coach: Sam Wyche

Preseason (2-2)

Aug. 7	DENVER	L	7-23	(38,020)
Aug. 14	at Atlanta	L	10-20	(49,108)
Aug. 21	Buffalo (Orlando)	W	32-12	(37,125)
Aug. 27	CLEVELAND	W	23-20	(41,769)

Won 5, Lost 11 Fifth - Central Division (NFC)

Sept. 5	KANSAS CITY	L	3-27	(63,378)
Sept. 12	at N.Y. Giants	L	7-23	(75,891)
Sept. 26	at Chicago	L	17-47	(58,329)
Oct. 3	DETROIT	W	27-10	(40,794)
Oct. 10	at Minnesota	L	0-15	(53,562)
Oct. 24	GREEN BAY	L	14-37	(47,354)
Oct. 31	at Atlanta	W	31-24	(50,647)
Nov. 7	at Detroit	L	0-23	(65,295)
Nov. 14	SAN FRANCISCO	L	21-45	(43,835)
Nov. 21	MINNESOTA	W	23-10	(40,848)
Nov. 28	at Green Bay	L	10-13	(56,995)
Dec. 5	WASHINGTON	L	17-23	(49,035)
Dec. 12	CHICAGO	W	13-10	(56,667)
Dec. 19	at L.A. Raiders	L	20-27	(40,532)
Dec. 26	at Denver	W	17-10	(73,434)
Jan. 2	SAN DIEGO	L	17-32	(35,587)

1994

Head Coach: Sam Wyche

Preseason (2-2)

Aug. 6	CINCINNATI	W	17-16	(34,106)
Aug. 13	at Seattle	L	6-29	(43,633)
Aug. 20	at Miami	W	29-14	(51,242)
Aug. 26	N.Y. JETS	L	9-10	(36,488)

Won 6, Lost 10 Fifth - Central Division (NFC)

Sept. 4	at Chicago	L	9-21	(61,844)
Sept. 11	INDIANAPOLIS	W	24-10	(36,631)
Sept. 18	NEW ORLEANS	L	7-9	(45,522)
Sept. 25	at Green Bay	L	3-30	(58,551)
Oct. 2	DETROIT	W	24-14	(38,012)
Oct. 9	at Atlanta	L	13-34	(52,633)
Oct. 23	at San Francisco	L	16-41	(62,741)
Oct. 30	MINNESOTA	L	13-36	(42,110)
Nov. 6	CHICAGO	L	6-20	(60,821)

HISTORY

Nov. 13	at Detroit	L	9-14	(50,814)
Nov. 20	at Seattle	L	21-22	(37,466)
Nov. 27	at Minnesota	W	20-17 OT	(47,259)
Dec. 4	WASHINGTON	W	26-21	(45,121)
Dec. 11	L.A. RAMS	W	24-14	(34,150)
Dec. 18	at Washington	W	17-14	(47,315)
Dec. 24	GREEN BAY	L	19-34	(65,076)

1995

Head Coach: Sam Wyche

Preseason (3-1)

Aug. 5	N.Y. JETS	L	3-9	(47,311)
Aug. 11	at Cincinnati	W	31-7	(46,374)
Aug. 19	PITTSBURGH	W	20-7	(52,783)
Aug. 25	Miami (Orlando)	W	24-17	(58,595)

Won 7, Lost 9 Fifth - Central Division (NFC)

Sept. 3	at Philadelphia	W	21-6	(66,266)
Sept. 10	at Cleveland	L	6-22	(61,083)
Sept. 17	CHICAGO	L	6-25	(71,507)
Sept. 24	WASHINGTON	W	14-6	(49,234)
Oct. 1	at Carolina	W	20-13	(50,076)
Oct. 8	CINCINNATI	W	19-16	(41,732)
Oct. 15	MINNESOTA	W	20-17 OT	(55,703)
Oct. 22	ATLANTA	L	21-24	(66,135)
Oct. 29	at Houston	L	7-19	(31,489)
Nov. 12	at Detroit	L	24-27	(60,644)
Nov. 19	JACKSONVILLE	W	17-16	(71,629)
Nov. 26	at Green Bay	L	13-35	(59,218)
Dec. 3	at Minnesota	L	17-31	(52,879)
Dec. 10	GREEN BAY	W	13-10 OT	(67,557)
Dec. 17	at Chicago	L	10-31	(49,475)
Dec. 23	DETROIT	L	10-37	(50,049)

1996

Head Coach: Tony Dungy

Preseason (1-3)

Aug. 3	at Miami	L	10-13	(51,141)
Aug. 10	ATLANTA	W	16-0	(32,855)
Aug. 17	at Pittsburgh	L	3-13	(50,522)
Aug. 23	MIAMI	L	7-19	(40,137)

Won 6, Lost 10 Fourth - Central Division (NFC)

Sept. 1	GREEN BAY	L	3-34	(54,102)
Sept. 8	at Detroit	L	6-21	(54,229)
Sept. 15	at Denver	L	23-27	(71,535)
Sept. 22	SEATTLE	L	13-17	(30,212)
Sept. 29	DETROIT	L	0-27	(34,961)
Oct. 13	MINNESOTA	W	24-13	(32,175)
Oct. 20	at Arizona	L	9-13	(27,738)
Oct. 27	at Green Bay	L	7-13	(60,627)
Nov. 3	at Chicago	L	10-13	(58,727)
Nov. 10	OAKLAND	W	20-17 OT	(45,392)
Nov. 17	at San Diego	W	25-17	(57,526)
Nov. 24	NEW ORLEANS	W	13-7	(40,203)
Dec. 1	at Carolina	L	0-24	(57,623)
Dec. 8	WASHINGTON	W	24-10	(44,733)
Dec. 15	at Minnesota	L	10-21	(49,302)
Dec. 22	CHICAGO	W	34-19	(51,572)

1997

Head Coach: Tony Dungy

Preseason (1-3)

Aug. 2	WASHINGTON	L	8-20	(41,360)
Aug. 9	at Atlanta	L	12-17	(34,219)
Aug. 16	MIAMI	W	24-10	(35,024)
Aug. 22	N.Y. Jets	L	9-15 OT	(21,342)

(Orlando)

Won 10, Lost 6 Second - Central Division (NFC)

Aug. 31	SAN FRANCISCO	W	13-6	(62,554)
Sept. 7	at Detroit	W	24-17	(58,234)
Sept. 14	at Minnesota	W	28-14	(63,697)
Sept. 21	MIAMI	W	31-21	(73,314)
Sept. 28	ARIZONA	W	19-18	(53,804)
Oct. 5	at Green Bay	L	16-21	(60,100)
Oct. 12	DETROIT	L	9-27	(72,095)
Oct. 26	MINNESOTA	L	6-10	(66,815)
Nov. 2	at Indianapolis	W	31-28	(58,512)
Nov. 9	at Atlanta	W	31-10	(46,018)
Nov. 16	NEW ENGLAND	W	27-7	(70,479)
Nov. 23	at Chicago	L	7-13	(43,955)
Nov. 30	at N.Y. Giants	W	20-8	(68,678)
Dec. 7	GREEN BAY	L	6-17	(73,523)
Dec. 14	at N.Y. Jets	L	0-31	(60,122)
Dec. 21	CHICAGO	W	31-15	(70,930)

NFC WILD CARD PLAYOFF GAME

Dec. 28	DETROIT	W	20-10	(73,361)
---------	---------	---	-------	----------

NFC DIVISIONAL PLAYOFF GAME

Jan. 4	at Green Bay	L	7-21	(60,327)
--------	--------------	---	------	----------

1998

Head Coach: Tony Dungy

Preseason (2-3)

Aug. 1 vs	Pittsburgh	W	30-6	(23,875)
	(Canton, OH)			
Aug. 8 vs	Kansas City	L	13-17	(43,657)
	(Norman, OK)			
Aug. 13 at	Miami	L	13-14	(59,184)
Aug. 24 at	Oakland	W	41-7	(32,017)
Aug. 28 at	New Orleans	L	6-10	(43,774)

Won 8, Lost 8 Third - Central Division (NFC)

Sept. 6	at Minnesota	L	7-31	(62,538)
Sept. 13	at Green Bay	L	15-23	(60,124)
Sept. 20	CHICAGO	W	27-15	(64,328)
Sept. 28	at Detroit	L	6-27	(74,724)
Oct. 4	N.Y. GIANTS	W	20-3	(64,989)
Oct. 18	CAROLINA	W	16-13	(63,600)
Oct. 25	at New Orleans	L	3-9	(62,695)
Nov. 1	MINNESOTA	W	27-24	(64,979)
Nov. 8	TENNESSEE	L	22-31	(65,054)
Nov. 15	at Jacksonville	L	24-29	(72,974)
Nov. 22	DETROIT	L	25-28	(64,265)
Nov. 29	at Chicago	W	31-17	(51,938)
Dec. 7	GREEN BAY	W	24-22	(65,497)
Dec. 13	PITTSBURGH	W	16-3	(65,335)
Dec. 19	at Washington	L	16-20	(66,309)
Dec. 27	at Cincinnati	W	35-0	(49,826)

1999

Head Coach: Tony Dungy

Preseason (4-0)

Aug. 14	CLEVELAND	W	30-3	(63,963)
Aug. 21	at Kansas City	W	17-7	(76,292)
Aug. 28	NEW ENGLAND	W	45-14	(64,092)
Sept. 3	at Washington	W	16-13	(63,722)

Won 11, Lost 5

First - Central Division (NFC)

Sept. 12**	N.Y. GIANTS	L	13-17	(65,026)
Sept. 19	at Philadelphia	W	19-5	(64,285)
Sept. 26**	DENVER	W	13-10	(65,297)
Oct. 3	at Minnesota	L	14-21	(64,106)
Oct. 10	at Green Bay	L	23-26	(59,868)
Oct. 24**	CHICAGO	W	6-3	(65,283)
Oct. 31	at Detroit	L	3-20	(63,135)
Nov. 7	at New Orleans	W	31-16	(47,129)
Nov. 14**	KANSAS CITY	W	17-10	(64,927)
Nov. 21**	ATLANTA	W	19-10	(65,158)
Nov. 28	at Seattle	W	16-3	(66,314)
Dec. 6**	MINNESOTA	W	24-17	(65,741)
Dec. 12**	DETROIT	W	23-16	(65,536)
Dec. 19	at Oakland	L	0-45	(46,395)
Dec. 26**	GREEN BAY	W	29-10	(65,723)
Jan. 2	at Chicago	W	20-6	(66,944)

NFC DIVISIONAL PLAYOFF GAME

Jan. 15**	WASHINGTON	W	14-13	(65,835)
-----------	------------	---	-------	----------

NFC CHAMPIONSHIP GAME

Jan. 23	at St. Louis	L	6-11	(66,496)
---------	--------------	---	------	----------

2000

Head Coach: Tony Dungy

Preseason (3-1)

Aug. 4	WASHINGTON	W	13-12	(65,003)
Aug. 10	at Miami	L	13-15	(58,703)
Aug. 20	at New England	W	31-21	(60,292)
Aug. 25	KANSAS CITY	W	37-14	(64,267)

Won 10, Lost 6

Second - Central Division (NFC)

Sept. 3	at New England	W	21-16	(60,292)
Sept. 10**	CHICAGO	W	41-0	(65,569)
Sept. 17	at Detroit	W	31-10	(76,928)
Sept. 24**	NEW YORK JETS	L	17-21	(65,619)
Oct. 1	at Washington	L	17-20 (OT)	(83,532)
Oct. 9	at Minnesota	L	23-30	(64,162)
Oct. 19**	DETROIT	L	14-28	(65,557)
Oct. 29**	MINNESOTA	W	41-13	(65,589)
Nov. 5	at Atlanta	W	27-14	(70,097)
Nov. 12**	GREEN BAY	W	20-15	(65,621)
Nov. 19	at Chicago	L	10-13	(66,944)
Nov. 26**	BUFFALO	W	31-17	(65,546)
Dec. 3**	DALLAS	W	27-7	(65,621)
Dec. 10	at Miami	W	16-13	(74,307)
Dec. 18**	ST. LOUIS	W	38-35	(65,653)
Dec. 24	at Green Bay	L	14-17 (OT)	(59,692)

NFC WILD CARD PLAYOFF GAME

Dec. 31	at Philadelphia	L	3-21	(65,813)
---------	-----------------	---	------	----------

2001

Head Coach: Tony Dungy

Preseason (1-3)

Aug. 13	MIAMI	L	14-17	(65,308)
Aug. 18	at Cleveland	L	6-7	(72,018)
Aug. 25	NEW ENGLAND	W	20-3	(65,444)
Aug. 31	at Atlanta	L	7-36	(44,162)

Won 9, Lost 7

Third - Central Division (NFC)

Sept. 9	at Dallas	W	10-6	(61,521)
Sept. 30	at Minnesota	L	16-20	(64,105)
Oct. 7**	GREEN BAY	W	14-10	(65,510)
Oct. 14	at Tennessee	L	28-31 (OT)	(68,798)
Oct. 21**	PITTSBURGH	L	10-17	(65,588)
Oct. 28**	MINNESOTA	W	41-14	(65,558)
Nov. 4	at Green Bay	L	20-21	(59,861)
Nov. 11	at Detroit	W	20-17	(74,268)
Nov. 18**	CHICAGO	L	24-27	(65,612)
Nov. 26	at St. Louis	W	24-17	(66,198)
Dec. 2	at Cincinnati	W	16-13 (OT)	(52,135)
Dec. 9**	DETROIT	W	15-12	(65,514)
Dec. 16	at Chicago	L	3-27	(66,944)
Dec. 23**	NEW ORLEANS	W	48-21	(65,526)
Dec. 29**	BALTIMORE	W	22-10	(65,619)
Jan. 6**	PHILADELPHIA	L	13-17	(65,541)

NFC WILD CARD PLAYOFF GAME

Jan. 12	at Philadelphia	L	9-31	(65,847)
---------	-----------------	---	------	----------

•Sellout

••Sellout 72 hours prior to kickoff

Preseason Win-Loss Summary

OPPONENT	W	L	T	PCT.	PF	PA	HOME	ROAD	NEUTRAL
Arizona*	0	2	0	.000	24	47	1-1	0-0	0-0
Atlanta	7	9	0	.438	289	288	5-2	1-6	1-1
Buffalo	1	2	0	.333	45	43	0-0	0-1	1-1
Chicago	0	1	0	.000	7	10	0-1	0-0	0-0
Cincinnati	7	4	0	.636	221	204	5-3	2-1	0-0
Cleveland	4	3	0	.571	115	97	2-2	2-1	0-0
Denver	0	2	0	.000	17	54	0-1	0-1	0-0
Green Bay	1	1	0	.500	16	17	1-0	0-1	0-0
Indianapolis**	2	3	0	.400	60	85	2-1	0-2	0-0
Kansas City	3	1	0	.750	87	45	2-0	1-0	0-1
Miami	4	12	0	.250	226	282	2-7	1-5	1-0
New England	5	1	0	.833	197	86	3-1	1-0	1-0
New Orleans	4	1	0	.800	68	47	2-0	2-1	0-0
N.Y. Jets	2	3	0	.400	73	75	2-2	0-0	0-1
Oakland***	1	0	0	1.000	41	7	0-0	1-0	0-0
Philadelphia	1	0	0	1.000	35	7	1-0	0-0	0-0
Pittsburgh	2	2	0	.500	80	68	1-1	0-1	1-0
St. Louis****	0	1	0	.000	3	26	0-0	0-1	0-0
Seattle	0	3	0	.000	9	77	0-0	0-2	0-1
Tennessee*****	5	1	0	.833	148	102	4-0	1-1	0-0
Washington	5	4	0	.556	120	124	4-4	1-0	0-0

* Franchise known as Phoenix Cardinals 1988-93; located in St. Louis prior to 1988
 ** Franchise located in Baltimore prior to 1984

*** Franchise located in Los Angeles from 1982-94
 **** Franchise located in Los Angeles prior to 1995
 ***** Franchise located in Houston prior to 1997

Regular Season Win-Loss Summary

OPPONENT	W	L	T	PCT	PF	PA	HOME	ROAD	LONG WIN STRK	LONG LOSS STRK	CURRENT STRK
Arizona	7	7	0	.500	254	248	5-4	2-3	3	5	W1
Atlanta	9	8	0	.529	332	333	6-4	3-4	3	2	W3
Baltimore	1	0	0	1.000	22	10	1-0	0-0	1	—	W1
Buffalo	5	2	0	.714	149	111	5-2	0-0	4	1	W1
Carolina	2	1	0	.667	36	50	1-0	1-1	1	1	W1
Chicago	15	33	0	.313	733	1,092	11-14	4-19	6	12	L3
Cincinnati	4	3	0	.571	127	141	1-1	3-2	3	2	W3
Cleveland	0	5	0	.000	71	142	0-3	0-2	—	5	L5
Dallas	2	6	0	.250	117	136	1-1	1-5	2	6	W2
Denver	2	3	0	.400	73	119	1-1	1-2	1	2	W1
Detroit	22	26	0	.458	802	1,018	12-12	10-14	3	5	W2
Green Bay	17	28	1	.380	698	885	11-11-1	6-17	4	6	L1
Indianapolis	4	5	0	.444	192	223	2-2	2-3	2	3	W2
Jacksonville	1	1	0	.500	41	45	1-0	0-1	1	1	L1
Kansas City	3	5	0	.375	122	148	2-2	1-3	2	4	W1
Miami	3	4	0	.429	156	165	2-2	1-2	2	3	W2
Minnesota	17	31	0	.354	829	1,043	11-13	6-18	2	5	W1
New England	2	3	0	.400	83	96	1-2	1-1	2	3	W2
New Orleans	7	13	0	.350	355	406	3-4	4-9	2	6	W2
N.Y. Giants	5	9	0	.357	230	207	4-4	1-5	2	4	L1
N.Y. Jets	1	7	0	.123	130	233	1-2	0-5	1	5	L5
Oakland	1	4	0	.200	72	156	1-0	0-4	1	3	L1
Philadelphia	3	4	0	.429	94	115	1-2	2-2	3	3	L1
Pittsburgh	1	5	0	.167	81	134	1-3	0-2	1	4	L1
St. Louis	5	8	0	.385	264	330	4-4	1-4	3	6	W3
San Diego	1	6	0	.143	102	183	0-4	1-2	1	6	W1
San Francisco	2	12	0	.143	186	350	1-4	1-8	1	9	W1
Seattle	1	4	0	.200	83	85	0-2	1-2	1	4	W1
Tennessee	1	6	0	.143	121	165	1-1	0-5	1	4	L4
Washington	4	6	0	.400	172	177	3-3	1-3	4	4	L2

Postseason Win-Loss Summary

OPPONENT	W	L	T	PCT.	PF	PA	HOME REC.	ROAD REC.	LONG WIN STR.	LONG LOSS STR.
Dallas	0	2	0	.000	17	68	0-0	0-2	—	2
Detroit	1	0	0	1.000	20	10	1-0	0-0	1	—
Green Bay	0	1	0	.000	7	21	0-0	0-1	—	1
Philadelphia	1	2	0	.333	36	69	1-0	0-2	1	2
St. Louis ****	0	2	0	.000	6	20	0-1	0-1	—	2
Washington	1	0	0	1.000	14	13	1-0	0-0	1	—

Team By Team Results

ARIZONA ^

1977	Buccaneers, 17-7 (TB)
1981	Buccaneers, 20-10 (TB)
1983	Cardinals, 34-27 (TB)
1985	Buccaneers, 16-0 (TB)
1986	Cardinals, 30-19 (TB)
	Cardinals, 21-17 (STL)
1987	Cardinals, 31-28 (STL)
	Cardinals, 31-14 (TB)
1988	Cardinals, 30-24 (TB)
1989	Buccaneers, 14-13 (P)
1992	Buccaneers, 23-7 (TB)
	Buccaneers, 7-3 (P)
1996	Cardinals, 13-9 (A)
1997	Buccaneers, 19-18 (TB)

^ Franchise known as Phoenix Cardinals 1988-93; located in St. Louis prior to 1988

ATLANTA

1977	Falcons, 17-0 (TB)
1978	Buccaneers, 14-9 (TB)
1979	Falcons, 17-14 (A)
1981	Buccaneers, 24-23 (TB)
1984	Buccaneers, 23-6 (TB)
1986	Falcons, 23-20 (TB) *
1987	Buccaneers, 48-10 (TB)
1988	Falcons, 17-10 (A)
1990	Buccaneers, 23-17 (TB)
1991	Falcons, 43-7 (A)
1992	Falcons, 35-7 (TB)
1993	Buccaneers, 31-24 (A)
1994	Falcons, 34-13 (A)
1995	Falcons, 24-21 (TB)
1997	Buccaneers, 31-10 (A)
1999	Buccaneers, 19-10 (TB)
2000	Buccaneers, 27-14 (A)

* Overtime

BALTIMORE

2001	Buccaneers, 22-10 (TB)
------	------------------------

BUFFALO

1976	Bills, 14-9 (TB)
1978	Buccaneers, 31-10 (TB)
1982	Buccaneers, 24-23 (TB)
1986	Buccaneers, 34-28 (TB)
1988	Buccaneers, 10-5 (TB)
1991	Bills, 17-10 (TB)
2000	Buccaneers, 31-17 (TB)

CAROLINA

1995	Buccaneers, 20-13 (C)
1996	Panthers, 24-0 (C)
1998	Buccaneers, 16-13 (TB)

CHICAGO

1977	Bears, 10-0 (TB)
1978	Buccaneers, 33-19 (TB)
	Bears, 14-3 (C)
1979	Buccaneers, 17-13 (C)
	Bears, 14-0 (TB)
1980	Bears, 23-0 (C)

	Bears, 14-13 (TB)
1981	Bears, 28-17 (C)
	Buccaneers, 20-10 (TB)
1982	Buccaneers, 26-23 (TB) *
1983	Bears, 17-10 (C)
	Bears, 27-0 (TB)
1984	Bears, 34-14 (C)
	Bears, 44-9 (TB)
1985	Bears, 38-28 (C)
	Bears, 27-19 (TB)
1986	Bears, 23-3 (TB)
	Bears, 48-14 (C)
1987	Bears, 20-3 (C)
	Bears, 27-26 (TB)
1988	Bears, 28-10 (C)
	Bears, 27-15 (TB)

1989	Buccaneers, 42-35 (TB)
	Buccaneers, 32-31 (C)
1990	Bears, 26-6 (TB)
	Bears, 27-14 (C)
1991	Bears, 21-20 (TB)
	Bears, 27-0 (C)
1992	Bears, 31-14 (C)
	Buccaneers, 20-17 (TB)

1993	Bears, 47-17 (C)
	Buccaneers, 13-10 (TB)
1994	Bears, 21-9 (C)
	Bears, 20-6 (TB)
1995	Bears, 25-6 (TB)
	Bears, 31-10 (C)
1996	Bears, 13-10 (C)
	Buccaneers, 34-19 (TB)
1997	Bears, 13-7 (C)
	Buccaneers, 31-15 (TB)
1998	Buccaneers, 27-15 (TB)
	Buccaneers, 31-17 (C)
1999	Buccaneers, 6-3 (TB)
	Buccaneers, 20-6 (C)
2000	Buccaneers, 41-0 (TB)
	Bears, 13-10 (C)
2001	Bears, 27-24 (TB)
	Bears, 27-3 (C)

* Overtime

CINCINNATI

1976	Bengals, 21-0 (C)
1980	Buccaneers, 17-12 (C)
1983	Bengals, 23-17 (TB)
1989	Bengals, 56-23 (C)
1995	Buccaneers, 19-16 (TB)
1998	Buccaneers, 35-0 (C)
2001	Buccaneers, 16-13 (C) *

* Overtime

CLEVELAND

1976	Browns, 24-7 (TB)
1980	Browns, 34-27 (TB)
1983	Browns, 20-0 (C)
1989	Browns, 42-31 (TB)
1995	Browns, 22-6 (C)

DALLAS

1977	Cowboys, 23-7 (D)
1980	Cowboys, 28-17 (D)
1981	Cowboys, 38-0 (D) **
1982	Cowboys, 14-9 (D)
	Cowboys, 30-17 (D) **
1983	Cowboys, 27-24 (D) *
1990	Cowboys, 14-10 (D)

Cowboys, 17-13 (TB)
 2000 Buccaneers, 27-7 (TB)
 2001 Buccaneers, 10-6 (D)
 * Overtime
 ** NFC Playoff Game

DENVER

1976 Broncos, 48-13 (D)
 1981 Broncos, 24-7 (TB)
 1993 Buccaneers, 17-10 (D)
 1996 Broncos, 27-23 (D)
 1999 Buccaneers, 13-10 (TB)

DETROIT

1977 Lions, 16-7 (D)
 1978 Lions, 15-7 (TB)
 Lions, 34-23 (D)
 1979 Buccaneers, 31-16 (TB)
 Buccaneers, 16-14 (D)
 1980 Lions, 24-10 (TB)
 Lions, 27-14 (D)
 1981 Buccaneers, 28-10 (TB)
 Buccaneers, 20-17 (D)
 1982 Buccaneers, 23-21 (TB)
 1983 Lions, 11-0 (TB)
 Lions, 23-20 (D)
 1984 Buccaneers, 21-17 (TB)
 Lions, 13-7 (D) *
 1985 Lions, 30-9 (D)
 Buccaneers, 19-16 (TB) *
 1986 Buccaneers, 24-20 (D)
 Lions, 38-17 (TB)
 1987 Buccaneers, 31-27 (D)
 Lions, 20-10 (TB)
 1988 Buccaneers, 23-20 (D)
 Buccaneers, 21-10 (TB)
 1989 Lions, 17-16 (TB)
 Lions, 33-7 (D)
 1990 Buccaneers, 38-21 (D)
 Buccaneers, 23-20 (TB)
 1991 Lions, 31-3 (D)
 Buccaneers, 30-21 (TB)
 1992 Buccaneers, 27-23 (D)
 Lions, 38-7 (TB)
 1993 Buccaneers, 27-10 (TB)
 Lions, 23-0 (D)
 1994 Buccaneers, 24-14 (TB)
 Lions, 14-9 (D)
 1995 Lions, 27-24 (D)
 Lions, 37-10 (TB)
 1996 Lions, 21-6 (D)
 Lions, 27-0 (TB)
 1997 Buccaneers, 24-17 (D)
 Lions, 27-9 (TB)
 Buccaneers, 20-10 (TB) **
 1998 Lions, 27-6 (D)
 Lions, 28-25 (TB)
 1999 Lions, 20-3 (D)
 Buccaneers, 23-16 (TB)
 2000 Buccaneers, 31-10 (D)
 Lions, 28-14 (TB)

2001 Buccaneers, 20-17 (D)
 Buccaneers, 15-12 (TB)
 * Overtime
 ** NFC Wild Card Playoff Game

GREEN BAY

1977 Packers, 13-0 (TB)
 1978 Packers, 9-7 (GB)
 Packers, 17-7 (TB)
 1979 Buccaneers, 21-10 (GB)
 Buccaneers, 21-3 (TB)
 1980 Tie, 14-14 (TB) *
 Buccaneers, 20-17 (MIL)
 1981 Buccaneers, 21-10 (GB)
 Buccaneers, 37-3 (TB)
 1983 Packers, 55-14 (GB)
 Packers, 12-9 (TB) *
 1984 Buccaneers, 30-27 (TB) *
 Packers, 27-14 (GB)
 1985 Packers, 21-0 (GB)
 Packers, 20-17 (TB)
 1986 Packers, 31-7 (MIL)
 Packers, 21-7 (GB)
 1987 Buccaneers, 23-17 (MIL)
 1988 Buccaneers, 13-10 (TB)
 Buccaneers, 27-24 (GB)
 1989 Buccaneers, 23-21 (GB)
 Packers, 17-16 (TB)
 1990 Buccaneers, 26-14 (TB)
 Packers, 20-10 (MIL)
 1991 Packers, 15-13 (GB)
 Packers, 27-0 (TB)
 1992 Buccaneers, 31-3 (TB)
 Packers, 19-14 (MIL)
 1993 Packers, 37-14 (TB)
 Packers, 13-10 (GB)
 1994 Packers, 30-3 (GB)
 Packers, 34-19 (TB)
 1995 Packers, 35-13 (GB)
 Buccaneers, 13-10 (TB) *
 1996 Packers, 34-3 (TB)
 Packers, 13-7 (GB)
 1997 Packers, 21-16 (GB)
 Packers, 17-6 (TB)
 Packers, 21-7 (GB) **
 1998 Packers, 23-15 (GB)
 Buccaneers, 24-22 (TB)
 1999 Packers, 26-23 (GB)
 Buccaneers, 29-10 (TB)
 2000 Buccaneers, 20-15 (TB)
 Packers, 17-14 (GB) *
 2001 Buccaneers, 14-10 (TB)
 Packers, 21-20 (GB)
 * Overtime
 ** NFC Divisional Playoff Game

INDIANAPOLIS ^

1976 Colts, 42-17 (B)
 1979 Buccaneers, 29-26 (B) *
 1985 Colts, 31-23 (TB)
 1987 Colts, 24-6 (I)

1988 Colts, 35-31 (I)
 1991 Buccaneers, 17-3 (TB)
 1992 Colts, 24-14 (TB)
 1994 Buccaneers, 24-10 (TB)
 1997 Buccaneers, 31-28 (I)
 * Overtime

^ Franchise located in Baltimore prior to 1984

JACKSONVILLE

1995 Buccaneers, 17-16 (TB)
 1998 Jaguars, 29-24 (J)

KANSAS CITY

1976 Chiefs, 28-19 (TB)
 1978 Buccaneers, 30-13 (KC)
 1979 Buccaneers, 3-0 (TB)
 1981 Chiefs, 19-10 (KC)
 1984 Chiefs, 24-20 (KC)
 1986 Chiefs, 27-20 (KC)
 1993 Chiefs, 27-3 (TB)
 1999 Buccaneers, 17-10 (TB)

MIAMI

1976 Dolphins, 23-20 (TB)
 1982 Buccaneers, 23-17 (TB)
 1985 Dolphins, 41-38 (M)
 1988 Dolphins, 17-14 (TB)
 1991 Dolphins, 33-14 (M)
 1997 Buccaneers, 31-21 (TB)
 2000 Buccaneers, 16-13 (M)

MINNESOTA

1977 Vikings, 9-3 (TB)
 1978 Buccaneers, 16-10 (M)
 Vikings, 24-7 (TB)
 1979 Buccaneers, 12-10 (M)
 Vikings, 23-22 (TB)
 1980 Vikings, 38-30 (M)
 Vikings, 21-10 (TB)
 1981 Buccaneers, 21-13 (TB)
 Vikings, 25-10 (M)
 1982 Vikings, 17-10 (M)
 1983 Vikings, 19-16 (TB) *
 Buccaneers, 17-12 (M)
 1984 Buccaneers, 35-31 (TB)
 Vikings, 27-24 (M)
 1985 Vikings, 31-16 (TB)
 Vikings, 26-7 (M)
 1986 Vikings, 23-10 (TB)
 Vikings, 45-13 (M)
 1987 Buccaneers, 20-10 (TB)
 Vikings, 23-17 (M)
 1988 Vikings, 14-13 (M)
 Vikings, 49-20 (TB)
 1989 Vikings, 17-13 (M)
 Vikings, 24-10 (TB)
 1990 Buccaneers, 23-20 (M) *
 Buccaneers, 26-13 (TB)
 1991 Vikings, 28-13 (M)
 Vikings, 26-24 (TB)
 1992 Vikings, 26-20 (M)

- Vikings, 35-7 (TB)
- 1993 Vikings, 15-0 (M)
- Buccaneers, 23-10 (TB)
- 1994 Vikings, 36-13 (TB)
- Buccaneers, 20-17 (M) *
- 1995 Buccaneers, 20-17 (TB) *
- Vikings, 31-17 (M)
- 1996 Buccaneers, 24-13 (TB)
- Vikings, 21-10 (M)
- 1997 Buccaneers, 28-14 (M)
- Vikings, 10-6 (TB)
- 1998 Vikings, 31-7 (M)
- Buccaneers, 27-24 (TB)
- 1999 Vikings, 21-14 (M)
- Buccaneers, 24-17 (TB)
- 2000 Vikings, 30-23 (M)
- Buccaneers, 41-13 (TB)
- 2001 Vikings, 20-16 (M)
- Buccaneers, 41-14 (TB)

* Overtime

NEW ENGLAND

- 1976 Patriots, 31-14 (TB)
- 1985 Patriots, 32-14 (TB)
- 1988 Patriots, 10-7 (NE) *
- 1997 Buccaneers, 27-7 (TB)
- 2000 Buccaneers, 21-16 (NE)

* Overtime

NEW ORLEANS

- 1977 Buccaneers, 33-14 (NO)
- 1978 Saints, 17-10 (TB)
- 1979 Saints, 42-14 (TB)
- 1981 Buccaneers, 31-14 (NO)
- 1982 Buccaneers, 13-10 (NO)
- 1983 Saints, 24-21 (TB)
- 1984 Saints, 17-13 (NO)
- 1985 Saints, 20-13 (NO)
- 1986 Saints, 38-7 (NO)
- 1987 Saints, 44-34 (NO)
- 1988 Saints, 13-9 (NO)
- 1989 Buccaneers, 20-10 (TB)
- 1990 Saints, 35-7 (NO)
- 1991 Saints, 23-7 (NO)
- 1992 Saints, 23-21 (NO)
- 1994 Saints, 9-7 (TB)
- 1996 Buccaneers, 13-7 (TB)
- 1998 Saints, 9-3 (NO)
- 1999 Buccaneers, 31-16 (NO)
- 2001 Buccaneers, 48-21 (TB)

NEW YORK GIANTS

- 1977 Giants, 10-0 (TB)
- 1978 Giants, 19-13 (TB)
- Giants, 17-14 (NY)
- 1979 Giants, 17-14 (NY)
- Buccaneers, 31-3 (TB)
- 1980 Buccaneers, 30-13 (TB)
- 1984 Giants, 17-14 (NY)
- Buccaneers, 20-17 (TB)

- 1985 Giants, 22-20 (NY)
- 1991 Giants, 21-14 (TB)
- 1993 Giants, 23-7 (NY)
- 1997 Buccaneers, 20-8 (NY)
- 1998 Buccaneers, 20-3 (TB)
- 1999 Giants, 17-13 (TB)

NEW YORK JETS

- 1976 Jets, 34-0 (NY)
- 1982 Jets, 32-17 (NY)
- 1984 Buccaneers, 41-21 (TB)
- 1985 Jets, 62-28 (NY)
- 1990 Jets, 16-14 (TB)
- 1991 Jets, 16-13 (NY)
- 1997 Jets, 31-0 (NY)
- 2000 Jets, 21-17 (TB)

OAKLAND ^

- 1976 Raiders, 49-16 (O)
- 1981 Raiders, 18-16 (O)
- 1993 Raiders, 27-20 (LA)
- 1996 Buccaneers, 20-17 (TB) *
- 1999 Raiders, 45-0 (O)

* Overtime

^ Franchise located in Los Angeles from 1982-94

PHILADELPHIA

- 1977 Eagles, 13-3 (P)
- 1979 Buccaneers, 24-17 (TB) **
- 1981 Eagles, 20-10 (P)
- 1988 Eagles, 41-14 (TB)
- 1991 Buccaneers, 14-13 (TB)
- 1995 Buccaneers, 21-6 (P)
- 1999 Buccaneers, 19-5 (P)
- 2000 Eagles, 21-3 (P)***
- 2001 Eagles, 17-13 (TB)
- 2001 Eagles, 31-9 (P)***

** NFC Divisional Playoff Game

*** NFC Wild Card Playoff Game

PITTSBURGH

- 1976 Steelers, 42-0 (P)
- 1980 Steelers, 24-21 (TB)
- 1983 Steelers, 17-12 (P)
- 1989 Steelers, 31-22 (TB)
- 1998 Buccaneers, 16-3 (TB)
- 2001 Steelers, 17-10 (TB)

ST. LOUIS ^

- 1977 Rams, 31-0 (LA)
- 1978 Rams, 26-23 (LA)
- 1979 Buccaneers, 21-6 (TB)
- Rams, 9-0 (TB) **
- 1980 Buccaneers, 10-9 (TB)
- 1984 Rams, 34-33 (TB)
- 1985 Rams, 31-27 (TB)
- 1986 Rams, 26-20 (LA) *
- 1987 Rams, 35-3 (LA)
- 1990 Rams, 35-14 (TB)
- 1992 Rams, 31-27 (TB)
- 1994 Buccaneers, 24-14 (TB)
- 1999 Rams, 11-6 (STL) **
- 2000 Buccaneers, 38-35 (TB)

- 2001 Buccaneers, 24-17 (STL)

* Overtime

** NFC Championship Game

^ Franchise located in Los Angeles prior to 1995

SAN DIEGO

- 1976 Chargers, 23-0 (TB)
- 1981 Chargers, 24-23 (TB)
- 1987 Chargers, 17-13 (TB)
- 1990 Chargers, 41-10 (SD)
- 1992 Chargers, 29-14 (SD)
- 1993 Chargers, 32-17 (TB)
- 1996 Buccaneers, 25-17 (SD)

SAN FRANCISCO

- 1977 49ers, 20-10 (SF)
- 1978 49ers, 6-3 (SF)
- 1979 49ers, 23-7 (SF)
- 1980 Buccaneers, 24-23 (SF)
- 1983 49ers, 35-21 (SF)
- 1984 49ers, 24-17 (SF)
- 1986 49ers, 31-7 (TB)
- 1987 49ers, 24-10 (TB)
- 1989 49ers, 20-16 (TB)
- 1990 49ers, 31-7 (SF)
- 1992 49ers, 21-14 (SF)
- 1993 49ers, 45-21 (TB)
- 1994 49ers, 41-16 (SF)
- 1997 Buccaneers, 13-6 (TB)

SEATTLE

- 1976 Seahawks, 13-10 (TB)
- 1977 Seahawks, 30-23 (S)
- 1994 Seahawks, 22-21 (S)
- 1996 Seahawks, 17-13 (TB)
- 1999 Buccaneers, 16-3 (S)

TENNESSEE ^

- 1976 Oilers, 20-0 (H)
- 1980 Oilers, 20-14 (H)
- 1983 Buccaneers, 33-24 (TB)
- 1989 Oilers, 20-17 (H)
- 1995 Oilers, 19-7 (H)
- 1998 Oilers, 31-22 (TB)
- 2001 Titans, 31-28 (T) *

^ Franchise located in Houston prior to 1997

* Overtime

WASHINGTON

- 1977 Redskins, 10-0 (TB)
- 1982 Redskins, 21-13 (TB)
- 1989 Redskins, 32-28 (W)
- 1993 Redskins, 23-17 (TB)
- 1994 Buccaneers, 26-21 (TB)
- Buccaneers, 17-14 (W)
- 1995 Buccaneers, 14-6 (TB)
- 1996 Buccaneers, 24-10 (TB)
- 1998 Redskins, 20-16 (W)
- 1999 Buccaneers, 14-13 (TB) **
- 2000 Redskins, 20-17 (W) *

* Overtime

** NFC Divisional Playoff Game

Buccaneers In Overtime

September 9, 1979 - Tampa Bay 29, at Baltimore 26: Colts win the toss. On Baltimore's third play from scrimmage, Buccaneer DE Randy Crowder sacks Colt QB Greg Landry, forcing a fumble that is recovered by DT Bill Kollar at the opposition's 14-yard line. PK Neil O'Donoghue kicks a 31-yard field goal on the next play to win the game at 1:41 of OT.

October 12, 1980 - at Tampa Bay 14, Green Bay 14: Packers win the toss. After the two teams exchange a pair of punts, Green Bay QB Lynn Dickey continues the most prolific passing day ever by a Buccaneer opponent (418 yards), guiding the Packers into Tampa Bay territory in the final minute of overtime. A 21-yard completion to WR Aundra Thompson helps Green Bay reach the Bucs' 18-yard line, but a 36-yard field goal attempt by PK Tom Birney sails wide right as time expires, resulting in the NFL's first tie since 1978.

January 2, 1983 - at Tampa Bay 26, Chicago 23: Bears win the toss. Chicago takes possession on its own 20 but gains just five yards as QB Jim McMahon is nearly sacked on successive plays. After a 35-yard punt, the Bucs take over on their own 40-yard line. RB James Wilder takes a pitch around the right end on the Bucs' first play and runs 47 yards to the Chicago 13. Two plays later, PK Bill Capece hits a 33-yard field goal at 3:14 of OT to send the Bucs into the playoffs.

September 18, 1983 - Minnesota 19, at Tampa Bay 16: Vikings win the toss. The Buccaneers force a Minnesota punt and take over on their own 47-yard line. QB Jack Thompson produces three first downs and leads the Bucs down to the Vikings' 15-yard line, but PK Bill Capece misses a 33-yard field goal. Minnesota RB Ricky Young turns a short pass into a 48-yard gain to the Buccaneer 27-yard line, setting up a 42-yard game-winning field goal by PK Benny Ricardo at 5:33 of OT.

October 9, 1983 - at Dallas 27, Tampa Bay 24: Cowboys win the toss. Dallas takes over on its own 10-yard line after the kickoff and reaches Buccaneer territory with a 46-yard pass from QB Danny White to RB Ron Springs. RB Tony Dorsett's 12-yard jaunt around end sets up a 50-yard field goal try by PK Rafael Septien. Septien's attempt falls short, but a roughing the kicker penalty sets up another try by the Cowboy kicker and he converts from 42 yards out at 4:38 of OT.

December 12, 1983 - Green Bay 12, at Tampa Bay 9: Packers win the toss. Green Bay keeps the ball on the ground in the opening drive with RBs Jessie Clark and Harlan Huckleby running for 43 of the 65 yards gained on the possession. A 20-yard sweep by Huckleby down to Tampa Bay's seven-yard line sets up a game-winning chip of 23 yards by PK Jan Stenerud at 4:07 of OT.

September 30, 1984 - at Tampa Bay 30, Green Bay 27: Packers win the toss. After the teams trade punts, Green Bay begins at its own 27-yard line but is again forced to punt after three plays. A 16-yard Steve DeBerg pass to FB Adger Armstrong brings the Bucs down to the Packers' 17-yard line and, despite consecutive holding penalties, PK Obed Ariri connects on a 48-yard field goal at 10:38 of OT.

October 14, 1984 - at Detroit 13, Tampa Bay 7: Buccaneers win the toss. QB Steve DeBerg leads Tampa Bay into Detroit territory with completions of 10, 19 and 14 yards, but RB James Wilder fumbles at the Lions' 41-yard line (recovered by William Gay). On Detroit's fifth play, QB Gary Danielson hits WR Leonard Thompson in stride for a 37-yard TD at 4:34 of OT.

November 24, 1985 - Tampa Bay 19, Detroit 16: Lions win the toss. After forcing two three-and-out series by Detroit, Tampa Bay takes over at its own 38-yard line. After opening the drive with a 19-yard Steve Young completion, the Bucs run on nine straight plays, driving to the Detroit eight to set up a 24-yard field goal by Donald Igwebuikie at 12:31 of OT.

September 28, 1986 - at Atlanta 23, Tampa Bay 20: Falcons win the toss. Neither team advances with its first possession, but the Falcons put together a 52-yard drive after taking a Buccaneer punt at their own 33-yard line, keyed by a 22-yard scamper by RB Cliff Austin on a draw play. PK Mick Luckhurst converts on a 34-yard field goal attempt to win the game at 12:35 of OT.

October 5, 1986 - at L.A. Rams 26, Tampa Bay 20: Rams win the toss. The Bucs lose their second overtime game in as many weeks on L.A.'s first possession as RB Eric Dickerson breaks a 42-yard touchdown run up the middle at 2:16 of OT.

December 11, 1988 - at New England 10, Tampa Bay 7: Buccaneers win the toss but elect to kick. Patriot QB Tony Eason opens New England's first possession with a 21-yard completion to WR Irving Fryar and follows three plays later with a 26-yard hookup with Fryar. Two short runs by FB John Stephens set up a 27-yard field goal by PK Jason Staurovsky at 3:08 of OT.

September 30, 1990 - Tampa Bay 23, at Minnesota 20: Vikings win the toss. Minnesota drives to the Buccaneer 31, but former Buc PK Donald Igwebuikie's 48-yard field goal try is wide left. After a Tampa Bay punt, CB Wayne Haddix picks off QB Rich Gannon's pass on the Vikings' next play and returns it to the Minnesota 26-yard line. RB Reggie Cobb runs up the middle for six yards to position the Bucs for a successful 36-yard field goal by PK Steve Christie at 9:11 of OT.

November 27, 1994 - Tampa Bay 20, at Minnesota 17: Buccaneers win the toss. Tampa Bay's initial drive opens with a 16-yard reception by WR Courtney Hawkins but stalls at the Vikings' 49-yard line. P Dan Stryzinski's punt is fielded at Minnesota's 18, but is nullified by a penalty. On the re-kick, Viking WR Eric Guliford muffs the punt at Minnesota's four-yard line where it is recovered by long-snapper Ed Brady. PK Michael Husted wins the game with a 22-yard field goal on the next play which came at 2:08 of OT.

October 15, 1995 - at Tampa Bay 20, Minnesota 17: Buccaneers win the toss. Minnesota forces a Tampa Bay punt and takes over on its own 48. QB Warren Moon drives the Vikings to the Buccaneer 35-yard line, but PK Fuad Reveiz misses a 53-yard field goal attempt. The Bucs' ensuing possession nearly ends on a fumble by TE Jackie Harris, but WR Lawrence Dawsey strips Viking S Orlando Thomas during the return and G Ian Beckles falls on the loose ball at the Viking 45. A 15-yard Trent Dilfer-to-Alvin Harper pass then positions the Bucs for PK Michael Husted's game-winning 51-yard field goal at 8:37 of OT.

December 10, 1995 - at Tampa Bay 13, Green Bay 10: Buccaneers win the toss. Trent Dilfer passes to TE Jackie Harris for nine yards and WR Horace Copeland for 23 yards, plus an eight-yard scamper by RB Errict Rhett moves Tampa Bay into Packer territory. Rhett is stopped for a loss of one on a third-and-one attempt from Green Bay's 28-yard line, but PK Michael Husted kicks a 47-yard game-winning field goal on the next play at 11:14 of OT.

November 10, 1996 - at Tampa Bay 20, Oakland 17: Buccaneers win the toss. After a Tampa Bay punt, the Buc defense forces a Raider three-and-out and the home team gets the ball back at its own 39. Two big-gainers by rookie FB Mike Alstott, a 20-yard reception of a QB Trent Dilfer pass and a 10-yard run up the middle, position Tampa Bay at the

Oakland five, from where PK Michael Husted kicks the game-winner, a 23-yarder with 3:11 remaining.

October 1, 2000 - at Washington 20, Tampa Bay 17: Redskins win the toss. The Buccaneer defense forces a Washington three-and-out, but Tampa Bay starts at its own 14-yard line. After Washington forces a three-and-out, Deion Sanders returns the punt 57 yards to the Tampa Bay eight-yard line. After three rushes by TB Stephen Davis, former Buccaneer K Michael Husted kicks a 20-yard field goal with 10:51 remaining for the victory.

December 24, 2000 - at Green Bay 17, Tampa Bay 14: Packers win the toss. Green Bay starts at its own 38 and uses nine plays to move the ball to the Tampa Bay four-yard line. On the drive, the Packers convert two third downs and K Ryan Longwell nails the game-winning 22-yard field goal with 8:29 left in overtime.

October 14, 2001 - at Tennessee 31, Tampa Bay 28: Buccaneers win the toss. Joe Nedney nails a 49-yard field goal less than three minutes into overtime to give Tennessee the win. Tennessee forced a three-and-out and starts at the Tampa Bay 46-yard line following a punt. Steve McNair completes a 14-yard pass to the Buccaneer 32-yard line on the first play and Nedney knocks down the game-winner four plays later.

December 2, 2001 - Tampa Bay 16, at Cincinnati 13: Buccaneers win the toss. The Bucs are forced to punt on their first possession of the extra period, but S John Lynch strips RB Corey Dillon on Cincinnati's three-yard line on the Bengals' first play. Gramatica nails the game-winner on a 21-yarder on the next play just over five minutes into overtime.

TOTALS

Won/Loss Record: 10-10-1 (6-2-1 home, 4-8 road)
Coin Toss Record: 8-13 (3-6 home, 5-7 road)

Buccaneers In Prime Time

Thursday Night, 9/11/80 (ABC) - Tampa Bay 10, Los Angeles Rams 9: In a rematch of the 1979 NFC Championship Game, the Bucs exacted a small measure of revenge with a 10-9 win over the Rams before 66,576 at Tampa Stadium. Quarterback Doug Williams scored the game's only touchdown on a one-yard sneak with 57 seconds remaining to seal the victory. Despite yielding 360 total yards, the Bucs defense intercepted Rams quarterback Vince Ferragamo four times and held Los Angeles to just three Frank Corral field goals.

Monday Night, 10/6/80 (ABC) - Chicago 23, Tampa Bay 0: Chicago's defense held the Bucs to 147 total yards en route to a 23-0 Monday Night win before 61,350 at Soldier Field. The Bears held a

3-0 lead heading into the third quarter, when Tampa Bay quarterback Doug Williams hit tight end Jimmie Giles for an apparent touchdown. The play was nullified because of a penalty and the Bears' defense stiffened from there.

Monday Night, 11/29/82 (ABC) - Tampa Bay 23, Miami 17: The Bucs intercepted five passes to pick up their first win of the strike-shortened season, a 23-17 triumph over Miami before 65,854 at Tampa Stadium. Tampa Bay led 23-10 late, when Dolphins quarterback Don Strock hit tight end Joe Rose on an 11-yard scoring strike to cut the Bucs lead to six with 34 seconds remaining. Miami recovered the ensuing onside kick, but cornerback Mike Washington intercepted Strock on the game's final play to secure the win.

Monday Night, 12/12/83 (ABC) – Green Bay 12, Tampa Bay 9 (OT): Veteran kicker Jan Stenerud booted a 23-yard field goal with 4:07 left in overtime to lift Green Bay to a 12-9 win over the Bucs before 50,763 at Tampa Stadium. Tampa Bay led 9-6 when kicker Bill Capece missed a 35-yard attempt with 2:49 remaining in regulation. The Packers then drove 65 yards to set up Stenerud for a 23-yarder that sent the game into overtime. The Bucs' defense — which surrendered 55 points to the Packers in their first meeting of the season — kept Green Bay out of the end zone but couldn't prevent the team's third overtime defeat of 1983.

Sunday Night, 9/23/90 (TNT) – Tampa Bay 23, Detroit 20: Vinny Testaverde hit running back John Harvey on a three-yard touchdown pass with 4:21 remaining to rally the Bucs past Detroit, 23-20, before 55,075 at Tampa Stadium. Testaverde completed 5 of 7 passes for 91 yards in the fourth quarter, as the Bucs erased their third deficit of the contest. Gary Anderson rushed for 71 yards and one touchdown.

Sunday Night, 12/8/91 (ESPN) – Minnesota 26, Tampa Bay 24: A valiant Bucs rally fell short as Minnesota escaped with a 26-24 win before 41,091 at Tampa Stadium. The Vikings jumped out to a 20-3 lead before Tampa Bay battled back behind Vinny Testaverde, who threw for a season-best 330 yards. Testaverde hit wide receiver Mark Carrier on a 21-yard scoring toss to cut the lead to two late in the fourth quarter, but the Bucs could pull no closer. Carrier totaled 110 yards on six catches.

Sunday Night, 12/6/92 (ESPN) – Los Angeles Rams 31, Tampa Bay 27: The Los Angeles Rams erased a 24-point halftime deficit to stun the Bucs 31-27 before 38,387 at Tampa Stadium. Tampa Bay jumped out to a 27-3 lead, thanks to two touchdown passes from Vinny Testaverde and a 26-yard fumble return on a kickoff by cornerback Roger Jones. But the Rams scored three touchdowns in an eight-minute span of the third quarter to close the gap to 27-24. Quarterback Jim Everett then hit tight end Pat Carter on an eight-yard scoring toss with six minutes left to cap the comeback.

Sunday Night, 11/21/93 (ESPN) – Tampa Bay 23, Minnesota 10: Bucs running back Vince Workman keyed a workman-like dismantling of Minnesota as Tampa Bay rolled to a 23-10 victory before 40,848 at Tampa Stadium. Workman rushed for 58 yards and one touchdown, adding seven catches for 65 yards in his first career start. The Vikings led 7-6 at halftime before cornerback Milton Mack returned a Sean Salisbury pass 27 yards for his first career touchdown. Workman sealed the win with a one-yard scoring plunge in the fourth quarter. The Bucs' offense did not commit a turnover for the first time all season, while the defense turned in its best effort of 1993, limiting Minnesota to 235 total yards.

Sunday Night, 11/13/94 (ESPN) – Detroit 14, Tampa Bay 9: Detroit running back Barry Sanders rushed for 237 yards, leading the Lions to a 14-9 win over the Bucs before 50,814 at the Silverdome. Tampa Bay marched to the Lions' one-yard line twice in the first half but could only muster a 3-0 halftime lead. Detroit regrouped in the second half as Sanders careened for 200 yards after the intermission. Michael Husted's third field goal cut the margin to five points in the fourth quarter, but Sanders sealed the win with a 48-yarder late in the game, enabling Detroit to run out the clock.

Sunday Night, 12/10/95 (ESPN) – Tampa Bay 13, Green Bay 10 (OT): Michael Husted nailed a 47-yard field goal 2:46 into overtime, vaulting the Bucs to a pulsating 13-10 win over the Green Bay Packers before 67,557 at Tampa Stadium. Earlier, Husted had tied the game at 10 with a 38-yard field goal. The Packers had a chance to win with eight seconds remaining in regulation, but Chris Jacke missed a 45-yarder wide left. Wide receiver Horace Copeland caught a career-high eight passes for 122 yards, including a 23-yarder that led to the Bucs' lone touchdown, a one-yard plunge by running back Jerry Ellison.

Sunday Night, 9/15/96 (TNT) – Denver 27, Tampa Bay 23: Denver quarterback John Elway engineered another of his patented fourth-quarter comebacks, rallying the Broncos past the Bucs 27-23 before 71,535 at Mile High Stadium. Elway directed a 14-play, 80-yard march, culminating with a three-yard touchdown run by Terrell Davis with 3:32 remaining. Earlier, Michael Husted had given the Bucs a 23-20 lead on a 28-yard field goal, set up by Derrick Brooks' first career interception. Tampa Bay running back Reggie Brooks ran for 114 yards, while tight end Jackie Harris paced the Bucs receiving corps with five catches for 96 yards.

Sunday Night, 9/21/97 (TNT) – Tampa Bay 31, Miami 21: The Bucs ran their record to 4-0 with an electrifying 31-21 win over Miami before 73,314 at Houlihan's Stadium. Tampa Bay rang up 357 yards on the Dolphins' defense while holding Miami to just 48 yards on the ground. Rookie running back Warrick Dunn — fresh off two straight 100-yard rushing outings — caught six passes for 106 yards, including a 58-yard touchdown catch. Meanwhile, fullback Mike Alstott rushed for 95 yards and caught two short scoring tosses from Trent Dilfer in the first half. Dilfer outdueled Miami's Dan Marino, completing 18 of 24 passes for 248 yards and a career-high four touchdowns.

Monday Night, 9/28/98 (ABC) – Detroit 27, Tampa Bay 6: Detroit made the Bucs' first Monday Night appearance in 15 years a sobering one, racing past Tampa Bay 27-6 before 74,724 at the Silverdome. Despite being doubled in total yardage (170-85) in the first half, Tampa Bay trailed just 6-3 as the third quarter opened. Bryant Westbrook then inter-

cepted a Trent Dilfer pass and raced 34 yards for a score to give Detroit a 13-3 lead. Quarterback Charlie Batch added a one-yard scoring run before Michael Husted's 47-yard field goal closed the gap to 20-6. Cornerback Terry Fair returned the ensuing kickoff 105 yards for a touchdown to ice the contest.

Sunday Night, 11/8/98 (ESPN) – Tennessee 31, Tampa Bay 22: Quarterback Steve McNair raced 71 yards for a touchdown with 1:46 left, squelching a Bucs comeback and lifting Tennessee to a 31-22 win over Tampa Bay before 65,054 at Raymond James Stadium. Trent Dilfer connected with wide receiver Reidel Anthony on a 10-yard scoring strike to pull the Bucs within 24-22, but misfired on the subsequent two-point conversion. Tampa Bay pressed the Oilers into a third-and-eight at their own 29 before McNair scampered to the end zone. The Bucs jumped out to a 16-3 halftime lead, but Tennessee stormed back behind running back Eddie George, who totaled 134 rushing yards.

Monday Night, 12/7/98 (ABC) – Tampa Bay 24, Green Bay 22: The Bucs ended a string of futility against Green Bay in style, beating the defending NFC champions 24-22 before 65,497 at Raymond James Stadium. Quarterback Trent Dilfer connected on two long scoring strikes in the first half – a 64-yarder to Jacques Green and a 62-yarder to Bert Emanuel – to give the Bucs a 14-6 halftime lead. Meanwhile, Tampa Bay's defense was suffocating, sacking quarterback Brett Favre eight times and forcing a team-record eight fumbles, recovering two. The Packers clawed to within two points with 2:20 remaining, but the Bucs then ran all but 24 seconds off the clock. Defensive tackle Brad Culpepper and Warren Sapp capped the sack parade by downing Favre on the last play of the game.

Sunday Night, 10/10/99 (ESPN) – Green Bay 26, Tampa Bay 23: QB Brett Favre hit WR Antonio Freeman on a 21-yard touchdown pass with 1:05 left, capping a wild fourth quarter and lifting the Packers to a 26-23 win over Tampa Bay before 59,868 at Lambeau Field. The Bucs fell behind 10-0 early, but rallied to take a 13-10 lead on a 16-yard touchdown pass from QB Trent Dilfer to RB Warrick Dunn and two field goals by Martin Gramatica. Ryan Longwell booted a 49-yarder to tie the score at the half. After the team traded field goals, Longwell hit from 43 yards to give Green Bay a 19-16 lead. But FB Mike Alstott scored on a 22-yard rumble with 1:45 remaining, giving the Bucs a 23-19 lead. Favre wasn't done, however, ushering Green Bay to the winning score in just 40 seconds. He threw for 390 yards on the night, the most ever against Tampa Bay in regulation.

Sunday Night, 10/31/99 (ESPN) – Detroit 20, Tampa Bay 3: For the second consecutive week, Tampa Bay's offense could not reach the end zone, resulting in a 20-3 loss to Detroit before 63,135 at

the Silverdome. The Bucs rolled up 292 yards of total offense, besting the Lions by 36 yards. But one Tampa Bay fumble led to a Lions TD, while the other miscue prevented a seemingly certain Bucs TD. The team traded field goals before Detroit pinned the Bucs back at their goal line, forced an errant punt and took over at the Tampa Bay 36. Greg Hill's 27-yard scamper set up Sedrick Irvin for a two-yard TD run, lifting Detroit to a 10-3 lead. Two plays into the second half, it was 17-3. LB Chris Claiborne nailed QB Eric Zeier, forcing a fumble that LB Allen Aldridge returned 21 yards for a score. Hanson booted a late field goal to make it 20-3.

Monday Night, 12/6/99 (ABC) – Tampa Bay 24, Minnesota 17: The Bucs coupled a big-play defensive effort with some timely offense to rally for a 24-17 win over Minnesota before 65,741 at Raymond James Stadium. Tampa Bay jumped out on top on the third play of the game. CB Donnie Abraham blitzed from the left side, timed his jump perfectly and picked off a Jeff George pass. He raced 55 yards for a TD to give Tampa Bay a 7-0 lead. Martin Gramatica hit a 20-yard FG to push the lead to 10-0. But the Bucs coughed the ball up twice in the second quarter, leading to two Vikings touchdowns. Tampa Bay answered midway through the third quarter, when QB Shaun King – making his first NFL start – hit WR Jacques Green on a 29-yard scoring strike. After Minnesota muffed a punt, King found TE Dave Moore in the back of the end zone on a one-yard toss, giving Tampa Bay a 24-14 lead. Gary Anderson pulled Minnesota within seven points on a 34-yard FG, then George mounted one final charge. But a 4th and 19 pass from the Bucs 34 fell incomplete.

Monday Night, 10/9/00 (ABC) – Minnesota 30, Tampa Bay 23: For the second time in its last three games, Tampa Bay lost a fourth quarter lead as Minnesota rallied for a 30-23 victory before 64,162 at the Metrodome. The Bucs, who trailed for most of the game, took their first lead with 12:13 remaining in the game when CB Donnie Abraham returned a blocked field goal attempt 53 yards for a 23-20 Bucs lead. The block by DT Warren Sapp, his second in the last two weeks, gave Tampa Bay its first touchdown on a return of a blocked field goal since 1978. But the Vikings regained the lead on a 42-yard scoring pass from QB Daunte Culpepper to WR Randy Moss and then extended the edge to seven on a Gary Anderson field goal with 59 seconds left in the game. Tampa Bay reached the Viking 43-yard line, but QB Shaun King's "Hail Mary" pass on the final play of regulation fell incomplete in the end zone.

Thursday Night, 10/19/00 (ESPN) – Detroit 28, Tampa Bay 14: For the first time since 1996, Tampa Bay lost its fourth straight game as Detroit came back for a 28-14 victory before 65,557 fans at Raymond James Stadium. The Lions, who had trailed for

most of the first half, scored 14 points in the final quarter on two short touchdown runs by James Stewart after K Martin Gramatica had tied the game at 14-14 with a career-long 55-yard FG. Gramatica, who tied his single-game mark with four field goals, connected on his first two and the Bucs added a safety after a blocked punt by LB Nate Webster for an 8-0 lead early in the second period. The two teams traded field goals, but Detroit evened the game at 11-11 just before the half on the first of Stewart's three TDs. Gramatica and Lions K Jason Hanson swapped field goals again after the break before Detroit took control in the final 13 minutes. DE Marcus Jones set a club record with four sacks and added a blocked field goal as the Bucs totaled seven quarterback sacks.

Monday Night, 12/18/00 (ABC) - Tampa Bay 38, St. Louis 35: RB Warrick Dunn scored his third rushing touchdown of the game with 48 seconds remaining as Tampa Bay rallied for a 38-35 win over St. Louis at Raymond James Stadium. After the Rams had stormed back from a 10-point deficit to grab a 35-31 lead, QB Shaun King drove the Bucs 80 yards on 13 plays for the game-winning score on a one-yard run by Dunn. S John Lynch sealed the victory with an interception of Rams QB Kurt Warner, his third of the game, with less than 30 seconds remaining. In a game that featured seven lead changes, Tampa Bay grabbed a 24-14 halftime lead, thanks to a two-yard score by Dunn and two scoring strikes from King to WR Keyshawn Johnson. Rams RB Marshall Faulk, who scored four touchdowns on the night, accounted for St. Louis first-half points with two rushing TDs. Faulk added a TD reception following the break to cut the lead to three, but Dunn broke free for a 52-yard run to extend the edge to 31-21 and eclipse the 1,000-yard mark for the season. But the Rams responded with 14 straight points on Faulk's third rushing TD and a 72-yard score from Warner to WR Torry Holt. The Rams defense then stopped Tampa Bay on downs, but the Bucs defense responded by forcing the Rams to punt with 2:22 left in the game, setting up the game-winning drive. Dunn tied a team single-game record with three rushing touchdowns and the Bucs offense gained a season-high 446 yards.

Monday Night, 11/26/01 (ABC) - Tampa Bay 24, St. Louis 17: RB Warrick Dunn snapped a 17-17 tie early in the fourth quarter on a 21-yard touchdown run as Tampa Bay gained its first-ever win at St. Louis with a 24-17 triumph at the Dome at America's Center. The Tampa Bay defense shut down the Rams' top-ranked offense, holding St. Louis scoreless in the final 15 minutes. Overall, the Bucs allowed just one touchdown and permitted St. Louis only 345 total yards, which was below its league-leading average of nearly 425 yards per game. Tampa Bay also forced five Rams turnovers,

including two interceptions of QB Kurt Warner. DT Warren Sapp posted his second two-sack performance in the last three games, and S John Lynch sealed the win for the second consecutive meeting with an interception on the final drive of the game.

Saturday Night, 12/29/01 (ABC) - Tampa Bay 22, Baltimore 10: Tampa Bay moved closer to the playoffs with a 22-10 win over defending Super Bowl champion Baltimore at Raymond James Stadium on a special Saturday Night edition of ABC's Monday Night Football. The Bucs reached the postseason for the third straight year the next day when Atlanta lost to Miami. The Bucs defense held the Ravens to just 257 yards and 4-of-17 on third down conversions. QB Brad Johnson scored on a one-yard sneak to give the Bucs a 16-7 edge at the half. Following a scoreless third quarter, the Ravens cut the lead to 16-10 on a Matt Stoverfield goal, but FB Mike Alstott sealed the victory with a 32-yard touchdown with 1:35 left on the clock. The win marked the third straight year the Bucs have defeated the defending Super Bowl champions.

Sunday Night, 1/6/02 (ESPN) - Philadelphia 17, Tampa Bay 13: Tampa Bay concluded its 2001 regular season as Philadelphia rallied to score a pair of touchdowns in the final 2:12 in a 17-13 win over the Bucs at Raymond James Stadium. With the playoff picture already set prior to the game for both clubs, many of the second-team players saw significant action. The game marked just the seventh time since 1970 that teams have met in the regular season finale before playing in the playoffs. Despite the loss, the Buccaneers finished 9-7 and advanced to the playoffs for the fourth time in five seasons under head coach Tony Dungy.

PRIME TIME TOTALS

Overall: 11-13 (10-6 home, 1-7 away)

Monday Night: 5-4 (5-1 home, 0-3 away)

Saturday Night: 1-0* (1-0 home, 0-0 away)

Sunday Night: 4-8 (4-4 home, 0-4 away)

Thursday Night: 1-1 (1-1 home)

ABC: 7-4

ESPN: 2-8

TNT: 2-1

* One game (12/29/01 vs. Baltimore) played on a Saturday night on a special edition of ABC's Monday Night Football.

All-Time Attendance

(Regular Season Only)

YEAR	HOME GAMES	ATTENDANCE	AVG	YEAR	ROAD GAMES	ATTENDANCE	AVG
1976	7	309,184	44,169	1976	7	324,086	46,298
1977	7	368,458	52,637	1977	7	341,766	48,824
1978	8	504,436	63,054	1978	8	396,292	49,537
1979	8	545,980	68,248	1979	8	436,994	54,624
1980	8	522,785	65,348	1980	8	437,098	54,637
1981	8	536,936	67,117	1981	8	465,102	58,138
1982	5	328,660	65,732	1982	4	197,874	49,469
1983	8	398,414	49,802	1983	8	476,909	59,614
1984	8	362,856	45,357	1984	8	431,596	53,950
1985	8	310,027	38,753	1985	8	374,307	46,788
1986	8	320,647	40,081	1986	8	349,832	43,729
1987	7	303,676	43,382	1987	8	361,959	45,245
1988	8	388,257	48,532	1988	8	364,421	45,553
1989	8	439,685	54,961	1989	8	412,571	51,571
1990	8	455,776	56,972	1990	8	440,138	55,017
1991	8	375,016	46,877	1991	8	419,459	52,432
1992	8	397,586	49,698	1992	8	415,198	51,900
1993	8	377,498	47,187	1993	8	474,685	59,336
1994	8	367,443	45,930	1994	8	418,623	52,328
1995	8	473,546	59,193	1995	8	431,130	53,891
1996	8	333,350	41,669	1996	8	437,307	54,663
1997	8	543,514	67,939	1997	8	459,316	57,415
1998	8	518,047	64,756	1998	8	491,128	61,391
1999	8	522,691	65,336	1999	8	478,176	59,772
2000	8	524,775	65,597	2000	8	555,954	69,494
2001	8	524,498	65,562	2001	8	513,830	64,229
Totals	202	11,053,741	54,721	Totals	202	10,905,751	53,989

Top Ten Attendance

	DATE	OPPONENT	SCORE	RESULT	CROWD
Home Games - Tickets Distributed					
1.	11/15/92	Chicago	20-17	W	74,321
2.	11/9/86	Chicago	3-23	L	74,314
	10/25/87	Chicago	26-27	L	74,314
	10/30/88	Miami	14-17	L	74,314
	11/20/88	Chicago	15-27	L	74,314
6.	12/24/94	Green Bay	19-34	L	74,301
	9/17/95	Chicago	6-25	L	74,301
8.	10/8/89	Chicago	42-35	W	74,296
	10/21/90	Dallas	13-17	L	74,296
	11/4/90	Chicago	6-26	L	74,296

Home Games - Announced					
1.	12/7/97	Green Bay	6-17	L	73,523
2.	12/28/97 *	Detroit	20-10	W	73,361
3.	9/21/97	Miami	31-21	W	73,314
4.	10/12/97	Detroit	4-27	L	72,095
5.	10/8/89	Chicago	42-35	W	72,077
6.	1/6/80 *	L.A. Rams	0-9	L	72,033
7.	10/4/81	Detroit	28-10	W	71,733
8.	11/9/80	Pittsburgh	21-24	L	71,636
9.	11/19/95	Jacksonville	17-16	W	71,629
10.	9/17/95	Chicago	6-25	L	71,507

Away Games - Tickets Distributed					
1.	10/1/00	Washington	17-20	L	83,532
2.	12/14/80	Detroit	14-27	L	80,638
	12/20/81	Detroit	20-17	W	80,638
	12/18/83	Detroit	20-23	L	80,638
5.	11/30/97	N.Y. Giants	20-8	W	77,859
6.	12/14/97	N.Y. Jets	0-31	L	77,716
7.	9/12/93	N.Y. Giants	7-23	L	77,035
8.	9/17/00	Detroit	31-10	W	76,928
9.	11/17/85	N.Y. Jets	28-62	L	76,891
	9/1/91	N.Y. Jets	13-16	L	76,891

Away Games - Announced					
1.	10/1/00	Washington	17-20	L	83,532
2.	12/20/81	Detroit	20-17	W	80,444
3.	12/18/83	Detroit	20-23	L	78,392
4.	12/14/80	Detroit	14-27	L	77,098
5.	9/17/00	Detroit	31-10	W	76,928
6.	9/12/93	N.Y. Giants	7-23	L	75,891
7.	9/28/98	Detroit	6-27	L	74,724
8.	12/10/00	Miami	16-13	W	74,307
9.	11/11/01	Detroit	17-10	W	73,434
10.	12/26/93	Denver	20-17	W	74,268

* Playoff Game

All-Time Roster

To be listed on the all-time roster, a player must have been on the roster for at least one regular-season game. The 44 players who participated in 1987 replacement games only are listed separately at the end.

Red indicates active with Buccaneers.

NAME	POSITION	NUMBER@	SCHOOL	NO. OF YEARS	GAMES	STARTS
A						
Abdullah, Rabih	RB	26, 27	Lehigh	4 1998-01	43	1
Abraham, Clifton	CB	26	Florida State	1 1995	6	0
Abraham, Donnie	CB	21	East Tennessee State	6 1996-01	92	78
Acorn, Fred	CB	27	Texas	1 1984	16	1
Adams, Scott	G	71	Georgia	1 1996	7	2
Adams, Theo	T	73	Hawaii	1 1993	7	0
Ahanotu, Chidi	DE/DT	72, 90	California	8 1993-00	113	104
Alexander, Elijah	LB	59	Kansas State	1 1992	12	0
Allen, Greg	RB	28	Florida State	1 1986	2	0
Alostott, Mike	FB	40	Purdue	6 1996-	92	92
Alward, Tom	G	67	Nebraska	1 1976	14	9
Anderson, Darren	CB	44	Toledo	2 1992-93	15	1
Anderson, Don	CB	23	Purdue	1 1987	11	0
Anderson, Gary	RB	40	Arkansas	4 1990-93	53	23
Anderson, Jerry	S	31	Oklahoma	1 1978	2	0
Anderson, Jesse	TE	89	Mississippi State	3 1990-92	32	4
Anno, Sam	LB	56	Southern California	3 1989-91	48	0
Anthony, Reidel	WR	85	Florida	5 1997-01	73	39
Anthony, Terry	WR	85	Florida State	2 1990-91	10	0
Arbubakr, Hasson	DE	69	Texas Tech	1 1983	16	1
Ariri, Obed	PK	2	Clemson	1 1984	16	0
Armstrong, Adger	FB	46, 40	Texas A&M	3 1983-85	42	14
Armstrong, Tyji	TE	86	Mississippi	4 1992-95	59	28
Austin, Cliff	RB	39	Clemson	1 1987	3	2
Austin, Darrell	G/C/T	69	South Carolina	2 1979-80	24	2
Austin, Eric	S	27	Jackson State	1 1996	2	0

B						
Bailey, Don	C	61	Miami (FL)	1 1983	0	0
Ball, Larry	LB	53	Louisville	1 1976	13	0
Barber, Chris	CB	33	North Carolina A&T	1 1992	3	0
Barber, Mike	WR	84	Marshall	1 1992	2	0
Barber, Ronde	CB	20	Virginia	5 1997-	65	56
Barnhardt, Tommy	P	6	North Carolina	3 1996-98	38	0
Barrett, David	RB	30	Houston	1 1982	7	0
Bartalo, Steve	RB	42	Colorado State	1 1987	9	0
Bax, Carl	G	75	Missouri	2 1989-90	15	10
Beckles, Ian	G	62	Indiana	7 1990-96	101	97
Bell, Jerry	TE	82	Arizona State	5 1982-86	60	31
Bell, Kerwin	QB	11	Florida	1 1989	0	0
Bell, Ricky	RB	42	Southern California	5 1977-81	60	50
Bell, Theo	WR	83	Arizona	5 1981-85	70	13
Bellisari, Greg	LB	52	Ohio State	2 1997-98	16	0
Berns, Rick	RB	36	Nebraska	2 1979-80	32	3
Bishop, Harold	TE	89	Louisiana State	1 1994	6	0
Blados, Brian	G	69	South Carolina	1 1992	2	0
Blahak, Joe	CB	21	Nebraska	1 1976	2	1
Blanchard, Tom	P	16	Oregon	3 1979-81	35	0
Bligen, Dennis	RB	38	St. John's	1 1986	1	0
Blount, Jeb	QB	17	Tulsa	1 1977	5	4
Boatner, Mack	RB	34	Southeast Louisiana	1 1986	7	0
Bonness, Rik	LB	53	Nebraska	3 1977-79	45	2
Booty, John	S	44	TCU	1 1995	7	2
Boryla, Mike	QB	10	Stanford	1 1978	1	1
Bowie, Tony	S	23	Arizona	4 1995-98	57	4
Boyett, Lon	TE	84	Cal State-Northridge	1 1977	0	0
Brady, Ed	LB	53	Illinois	4 1992-95	64	0
Brady, Jeff	LB	57	Kentucky	1 1994	16	0
Braggs, Byron	DE	71	Alabama	1 1984	14	0
Brantley, Scot	LB	52	Florida	8 1980-87	114	71
Branton, Gene	TE/WR	80	Texas Southern	2 1983, 1985	3	0
Brien, Doug	K	4	California	1 2001	2	0
Bright, Leon	RB/KR	29	Florida State	2 1984-85	21	0

HISTORY

Brooks, Derrick	LB	55	Florida State	7	1995-	112	109
Brooks, James	RB	20	Auburn	1	1992	2	0
Brooks, Reggie	RB	41	Notre Dame	1	1996	11	4
Brown, Aaron	LB	55	Ohio State	3	1978-80	44	2
Brown, Cedric	S	34	Kent	9	1976-84	100	95
Brown, Selwyn	S	28	Miami (FL)	1	1988	4	0
Browner, Joey	S	47	Southern California	1	1992	7	2
Browner, Keith	LB	57	Southern California	3	1984-86	47	28
Brownlow, Darrick	LB	55	Illinois	2	1992-93	31	4
Bruhlin, John	G	69	Tennessee	4	1988-91	49	21
Buckley, Curtis	S	28	East Texas State	3	1993-95	38	2
Bujnoch, Glenn	G	77	Texas A&M	2	1983-84	14	5
Burnette, Reggie	LB	56, 50	Houston	2	1992-93	20	4
Bussey, Barney	S/LB	27	South Carolina State	3	1993-95	40	27
Butler, Gary	TE	82	Rice	1	1977	4	0

C

Calhoun, Mike	DT/DE	70	Notre Dame	1	1980	3	0
Campbell, Joe	DE	79	Maryland	1	1981	7	0
Cannida, James	DT	98	Nevada-Reno	4	1998-01	40	2
Cannon, John	DE/DT	78	William & Mary	9	1982-90	121	73
Capece, Bill	PK	3	Florida State	3	1981-83	37	0
Carlson, Jeff	QB	7	Weber State	2	1990-91	4	1
Cariton, Darryl	T	70	Tampa	3	1977-79	43	27
Carney, John	PK	3, 4	Notre Dame	2	1988-89	5	0
Carrier, Mark	WR	88, 89	Nicholls State	6	1987-92	88	80
Carroll, Jay	TE	86	Minnesota	1	1984	16	2
Carter, Blanchard	G	66	UNLV	1	1977	13	0
Carter, Carl	CB	44	Texas Tech	1	1991	11	10
Carter, Gerald	WR	87	Texas A&M	7	1981-87	100	61
Carter, Louis	RB	32	Maryland	3	1976-78	44	14
Carter, Marty	S	23	Middle Tennessee State	4	1991-94	62	55
Carver, Melvin	RB	28	UNLV	4	1982-85	32	11
Castille, Jeremiah	CB	23	Alabama	4	1983-86	60	45
Cerqua, Marq	LB	58	Carson-Newman	1	2001	3	0
Cesare, Billy	CB	44	Miami (FL)	3	1978-79; 1981	42	0
Chambers, Wally	DE	60	Eastern Kentucky	2	1978-79	28	18
Chamblee, Al	DE	57	Virginia Tech	2	1991-92	22	3
Chandler, Chris	QB	17	Washington	2	1990-91	13	6
Christie, Steve	PK	2	William & Mary	2	1990-91	32	0
Christy, Jeff	C	62	Pittsburgh	2	2000-	31	31
Claborne, Robert	WR	81	San Diego State	1	1993	5	0
Clark, Brian	PK	5	Florida	1	1982	1	0
Clark, Randy	S	31	Florida	1	1984	2	0
Clinkscales, Joey	WR	83	Tennessee	1	1988	3	0
Cobb, Reggie	RB	34, 33	Tennessee	4	1990-93	60	47
Cobb, Robert	DE	67	Arizona	1	1982	3	0
Cocroft, Sherman	S	25	San Jose State	1	1989	10	2
Coleman, Cosey	G	60	Tennessee	2	2000-	24	16
Coleman, Sidney	LB	53, 50	Southern Mississippi	4	1988-90; 1992	37	10
Collins, Shawn	WR	89	Northern Arizona	1	1993	0	0
Colzie, Neal	S	20	Ohio State	4	1980-83	46	29
Cook, Jameel	FB	43	Illinois	1	2001-	16	3
Cooper, Bert	LB	56	Florida State	1	1976	12	3
Cooper, Mark	T/G	71	Miami (FL)	3	1987-89	25	7
Copeland, Horace	WR	88, 89	Miami (FL)	5	1993-98	58	28
Cotney, Mark	S	33	Cameron State	8	1976-84*	113	92
Courson, Steve	G	72	South Carolina	2	1984-85	30	25
Covington, Tony	S	25	Virginia	3	1991-94*	31	15
Crisman, Joel	G	68	Southern California	1	1996	9	0
Criswell, Ray	P	13	Florida	2	1987-88	19	0
Crowder, Randy	DE/DT	71	Penn State	3	1978-80	32	10
Culpepper, Brad	DT	73, 77	Florida	6	1994-99	93	80
Culpepper, Willie	WR	81	Southwest Louisiana	1	1992	3	0
Current, Mike	T	74	Ohio State	1	1976	14	14
Curry, Craig	S	31	Texas	3	1984-86	18	6
Curry, DeMarcus	T	76	Auburn	2	2000-01-	3	0
Curry, Eric	DE	75	Alabama	5	1993-97	59	44

D

Darby, Alvis	TE	82	Florida	1	1978	6	1
Darby, Chartric	DT	91	South Carolina State	1	2001-	13	0
Darns, Phil	DE	75	Mississippi Valley State	1	1984	2	0
Davis, Anthony	RB	28	Southern California	1	1977	9	6

Davis, Charlie	RB	26	Colorado	1	1976	8	4
Davis, Don	LB	58	Kansas	3	1998-00	34	0
Davis, Gary	RB	28	Cal Poly SLO	2	1980-81	22	2
Davis, Greg	PK	8	The Citadel	1	1987	0	0
Davis, Jeff	LB	58	Clemson	6	1982-87	83	72
Davis, John	TE	80, 87	Emporia State	3	1997	40	2
Davis, Johnny	FB	38	Alabama	3	1978-80	46	20
Davis, Reuben	DE	79	North Carolina	5	1988-92	65	55
Davis, Ricky	DB	27	Alabama	1	1976	10	0
Davis, Tony	RB	27	Nebraska	3	1979-81	47	2
Davis, Tyree	WR	82	Central Arkansas	2	1994-95	1	0
Dawsey, Lawrence	WR	80	Florida State	5	1991-95	57	41
DeBerg, Steve	QB	17	San Jose State	6	1984-87; 92-93	64	37
Delaney, Jeff	S	24	Pittsburgh	1	1981	2	0
Diaz, Jorge	G	64	Texas A&M-Kingsville	4	1996-99	52	47
Dickinson, Parnell	QB	18	Mississippi Valley State	1	1976	8	1
Dierking, Scott	FB/RB	25	Purdue	1	1984	8	2
Differ, Trent	QB	12	Fresno State	6	1994-99	79	76
Dill, Scott	G/T	76	Memphis	6	1990-95	59	46
Dimry, Charles	CB	39	UNLV	3	1994-96	48	39
Dixon, Dwayne	WR	81	Florida	2	1984; 1987	12	0
Dogins, Kevin	C	65	Texas A&M-Kingsville	5	1996-00	18	9
Dombrowski, Paul	S	47	Linfield (OR)	1	1985	6	0
Dotson, Santana	DT/DE	71	Baylor	4	1992-95	64	46
Douglas, Derrick	RB	37	Louisiana Tech	1	1990	0	0
Douglas, Freddie	WR	84	Arkansas	1	1976	7	1
Drewrey, Willie	WR/PR	87	West Virginia	4	1989-92	57	3
DuBose, Demetrius	LB	93	Notre Dame	4	1993-96	60	5
DuBose, Jimmy	RB	35	Florida	3	1976-78	33	15
Duckens, Mark	DE/DT	95	Arizona State	1	1992	5	3
Duncan, Jamie	LB	59	Vanderbilt	4	1998-01	59	36
Dunn, K.D.	TE	80, 85	Clemson	2	1985-86	14	0
Dunn, Warrick	RB	28	Florida State	5	1997-01	76	65

E

Easmon, Ricky	CB	26	Florida	2	1985-86	15	2
Eckwood, Jerry	RB	43	Arkansas	3	1979-81	47	30
Edmonds, Bobby Joe	RB/KR	41	Arkansas	1	1995	16	0
Elder, Donnie	S/CB	40	Memphis	2	1988-89	32	0
Elison, Jerry	RB	37	Tenn.-Chattanooga	4	1995-98	64	5
Emanuel, Bert	WR	87	Rice	2	1998-99	22	21
Erickson, Craig	QB	7	Miami (FL)	3	1992-94	37	30
Evans, James	FB	38	Southern	1	1987	0	0
Everett, Eric	CB/S	42	Texas Tech	1	1990	16	0
Everett, Thomas	S	22	Baylor	2	1994-95	28	25

F

Farmer, Dave	FB	41	Southern California	1	1978	3	0
Farmer, Karl	WR	84	Pittsburgh	1	1978	2	0
Farquhar, John	TE	89	Duke	1	1996	1	0
Farrell, Sean	G/T	62	Penn State	5	1982-86	64	59
Ferguson, Joe	QB	12	Arkansas	2	1988-89	7	3
Fest, Howard	G-T	72	Texas	2	1976-77	19	14
Fielder, Don	DE	65	Kentucky	1	1985	11	0
Ford, Chris	WR	81	Lamar	1	1990	1	0
Ford, Mike	QB	10	SMU	2	1981-82	0	0
Franklin, Larry	WR	80	Jackson State	1	1978	2	0
Franklin, Pat	RB	35	Southwest Texas State	1	1986	8	0
Freeman, Phil	WR	81	Arizona	3	1985-87	38	10
Freitas, Rockne	T	74	Oregon State	1	1978	13	2
Frizzell, William	S	33	N. Carolina Central	1	1991	16	4
Fullington, Darrell	S	27	Miami (FL)	2	1991-92	27	13
Fusina, Chuck	QB	14	Penn State	3	1979-81	7	0
Futrell, Bobby	CB/S	36	Elizabeth City State	5	1986-90	61	16

G

Gant, Brian	LB	91	Illinois State	1	1987	11	3
Gant, Kenneth	S	29	Albany (GA) State	3	1995-97	41	3
Garcia, Frank	P	5	Arizona	5	1983-87	76	0
Gay, Everett	WR	89	Texas	1	1989	0	0
Gibson, David	S	46	Southern California	2	2000-	22	0
Giles, Jimmie	TE	88	Alcorn State	9	1978-86	121	112
Gill, Randy	LB	49	San Jose State	1	1978	1	0
Gillespie, Willie	WR	83	Tenn.-Chattanooga	1	1986	2	0

HISTORY

Gladman, Charles	RB	37	Pittsburgh	1	1987	2	0
Goff, Robert	DE	94	Auburn	2	1988-89	28	18
Golsteyn, Jerry	QB	11	Northern Illinois	2	1982-83	6	3
Gooch, Jeff	LB	50	Austin Peay	6	1996-01	89	21
Goode, Conrad	G	79	Missouri	1	1987	11	2
Goode, Kerry	RB	27	Alabama	1	1988	14	5
Gordon, Sonny	S	31	Ohio State	1	1987	7	0
Graham, Dan	C	65	Northern Illinois	1	1989	1	0
Graham, Don	LB	53	Penn State	1	1987	2	0
Gramatica, Martin	K	7	Kansas State	3	1999-	46	0
Grant, Darryl	DT	97	Rice	1	1991	2	0
Grant, David	DT	99	West Virginia	1	1992	2	0
Grant, Frank	WR	83	South Colorado State	1	1978	10	4
Gray, Jerry	S	20	Texas	1	1993	14	5
Green, Dave	P	4	Ohio	3	1976-78	44	0
Green, Hugh	LB	53	Pittsburgh	5	1981-85	54	53
Green, Jacques	WR	81	Florida	4	1998-01	56	37
Green, Rogerick	CB	26	Kansas State	2	1992-94*	12	1
Green, Willie	WR	82	Mississippi	1	1994	5	0
Greenwood, David	S	30	Wisconsin	1	1985	16	10
Grice, Shane	G	68	Mississippi	1	2001-	1	0
Grimes, Randy	G/C	60	Baylor	9	1983-92*	119	104
Gruber, Paul	T	74	Wisconsin	12	1988-99	183	183
Gunn, Jimmy	LB	30	Southern California	1	1976	13	11

H

Haddix, Wayne	CB/S	45	Liberty	2	1990-91	22	20
Hagins, Isaac	WR	81, 1	Southern	5	1976-80	50	32
Hall, Rhett	DT	91, 66	California	3	1991-93	21	0
Hall, Ron	TE	82	Hawaii	7	1987-93	101	90
Hamilton, Harry	S	39	Penn State	4	1988-91	52	50
Hamilton, Joe	QB	14	Georgia Tech	2	2000-	2	0
Hampton, Alonzo	CB	22	Pittsburgh	1	1991	15	3
Hannah, Charley	DE	73	Alabama	6	1977-82	77	61
Hanratty, Terry	QB	5	Notre Dame	1	1976	4	1
Hape, Patrick	TE	82	Alabama	4	1997-00	61	8
Hardy, Robert	RB	36	Carson-Newman	1	1991	16	0
Harper, Alvin	WR	82, 80	Tennessee	2	1995-96	25	19
Harris, Jackie	TE	81, 80	Northeast Louisiana	4	1994-97	50	48
Harris, Leonard	WR	84	Texas Tech	1	1986	5	1
Harris, Odie	S	20	Sam Houston	3	1988-90	48	9
Harris, Paul	LB	52	Alabama	2	1977-78	19	3
Harris, Rudy	FB	43	Clemson	2	1993-94	18	2
Harris, William	TE	86	Texas	1	1989	16	2
Harrison, Todd	TE	89	North Carolina State	1	1992	1	0
Harvey, John	RB	26	UTEP	1	1990	16	1
Harvey, Maurice	CB	24	Ball State	1	1984	15	0
Hastings, Andre	WR	88	Georgia	1	2000	3	0
Hawkins, Andy	LB	59	Texas A&I	4	1980-83	47	27
Hawkins, Courtney	WR	85, 5	Michigan State	5	1992-96	77	48
Hayes, Eric	DT	95	Florida State	1	1993	2	0
Hedberg, Randy	QB	14	Minot State	1	1977	7	4
Heflin, Vince	WR	89	Central (OH) State	1	1986	6	3
Hegamin, george	T	79	North Carolina State	2	1999-00	17	1
Heller, Ron	T	73	Penn State	4	1984-87	58	56
Hewko, Bob	QB	8	Florida	1	1983	2	0
Highsmith, Alonzo	FB	32	Miami (FL)	2	1991-92	16	2
Hill, Bruce	WR	84	Arizona State	5	1987-91	57	50
Hires, Leon	C	70	Florida	1	2001	0	0
Hochstein, Russ	G	65	Nebraska	1	2001-	0	0
Holloway, Derek	WR	83	Arkansas	1	1987	1	0
Holloway, Steve	TE	80	Tennessee State	1	1987	6	4
Holmes, Ron	DE	90	Washington	4	1985-88	51	45
Holt, John	CB	21	West Texas State	5	1981-85	72	53
Horton, Greg	G	64	Colorado	2	1978-79	30	28
House, Kevin	WR	89	Southern Illinois	7	1980-86	94	81
Howard, Bobby	RB	25	Indiana	3	1986-88	21	2
Howard, Carl	CB	25	Rutgers	1	1985	4	0
Howard, William	FB	43	Tennessee	2	1988-89	31	21
Howell, John	S	38	Colorado State	1	2001-	14	1
Huff, Gary	QB	19	Florida State	2	1977-78	14	6
Hunt, Charles	LB	55	Florida State	1	1976	5	0
Hunter, Bruce	WR	88, 19	Georgia	2	1997-98	13	0
Hunter, Eddie	RB	37	Virginia Tech	1	1987	3	0

Hunter, Jeff	DE	97	Albany (GA) State	1	1994	1	0
Husted, Michael	K	5	Virginia	6	1993-98	96	0
Hutchinson, Scott	DE	70	Florida	1	1981	16	0

I

Igwebuike, Donald	PK	1	Clemson	5	1985-89	72	0
Ingram, Byron	T/G	61	Eastern Kentucky	1	1989	0	0
Ingram, Stephen	T/G	65, 67	Maryland	2	1995-97*	2	0
Inmon, Earl	LB	59	Bethune-Cookman	1	1978	2	0
Irwin, Tim	T	78	Tennessee	1	1994	8	6
Isom, Ray	S	28	Penn State	2	1987-88	8	6
Ivy, Corey	CB	35	Oklahoma	1	2001-	1	0

J

Jackson, Dexter	S	34	Florida State	3	1999-	40	15
Jackson, Noah	G	65	Tampa	1	1984	6	3
Jackson, Tyoka	DT/DE	97	Penn State	5	1996-00	63	16
Jameson, Larry	DT	69	Indiana	1	1976	1	0
Jarvis, Curt	DT	95	Alabama	4	1987-90	38	36
Jeffers, Lemont	LB	55	Tennessee	1	1982	0	0
Jennings, Rick	WR	81	Maryland	1	1976	0	0
Jennings, Stanford	RB	28	Furman	1	1992	11	0
Johnson, Brad	QB	14	Florida State	1	2001-	16	16
Johnson, Cecil	LB	56	Pittsburgh	9	1977-85	110	89
Johnson, Dennis	LB	55	Southern California	1	1985	8	0
Johnson, Essex	RB	19	Grambling	1	1976	14	1
Johnson, Greg	DE	72	Florida State	1	1977	5	0
Johnson, Keyshawn	WR	19	Southern California	2	2000-	31	31
Johnson, Melvin	S	25	Kentucky	3	1995-97	43	26
Johnson, Randy	C/G	65	Georgia	2	1977-78	22	1
Johnson, Tracy	FB	43	Clemson	1	1996	10	0
Jones, Gordon	WR	84	Pittsburgh	4	1979-82	49	26
Jones, LaCurtis	LB	57	Baylor	1	1996	1	0
Jones, Marcus	DT/DE	78	North Carolina	6	1996-	84	39
Jones, Milton	DE	90	Central (OH) State	1	1994	0	0
Jones, Rod	CB	22	SMU	4	1986-89	57	44
Jones, Roger	CB	24	Tennessee State	3	1991-93	31	6
Jones, Victor	LB	52	Virginia Tech	1	1988	8	0
Jordan, Andrew	TE	48	Western Carolina	1	1997	2	0
Jordan, Curtis	S/CB	25	Texas Tech	5	1976-80	71	33
Jordan, David	G	61	Auburn	1	1987	0	0
Judie, Ed	LB	51	Northern Arizona	1	1983	11	10
Junior, E.J.	LB	50	Alabama	1	1992	2	1

K

Kaplan, Ken	T	79	New Hampshire	2	1984-85	32	2
Kearney, Tim	LB	50	Northern Michigan	1	1976	0	0
Kellin, Kevin	DE	75	Minnesota	3	1986-88	20	1
Kelly, Brian	CB	25	Southern California	4	1998-	64	20
Kemp, Bobby	S	33	Cal State-Fullerton	1	1987	12	12
Kendrick, Vince	RB	20	Florida	1	1976	1	0
Kersten, Wally	T	61	Minnesota	1	1985	0	0
Keys, Tyrone	DE	98	Mississippi State	2	1986-87	17	2
Kiel, Blair	QB	16	Notre Dame	1	1984	10	0
King, Joe	S	41	Oklahoma State	2	1992-93	29	12
King, Shaun	QB	10	Tulane	3	1999-	25	21
Kirby, Charles	FB	48	Virginia	2	2000-01*	6	2
Kollar, Bill	DE/DT	77	Montana State	5	1977-81	72	35
Komlo, Jeff	QB	7	Delaware	1	1983	2	0
Kubin, Larry	LB	59	Penn State	1	1985	4	0

L

LaBeaux, Sandy	S	29	Cal State-Hayward	1	1983	3	0
Landeta, Sean	P	7	Towson State	1	1997	10	0
Lawrence, Larry	QB	13	Iowa	1	1976	1	0
Lawson, Jamie	FB	38	Nicholls State	2	1989-90	11	0
Leak, Curtis	WR	83	Johnson C. Smith	1	1976	0	0
Leavitt, Allan	PK	9	Georgia	1	1977	8	0
Lee, Shawn	DT	97	North Alabama	2	1988-89	30	3
Legette, Tyrone	CB	45	Nebraska	2	1996-97	31	1
Lemon, Mike	LB	59	Kansas	2	1976-77	19	1
Leonard, Jim	C/G	62, 57	Santa Clara	4	1980-83	56	9
Lester, Fred	FB	30	Alabama A&M	1	1995	0	0
Levenseller, Mike	WR	84	Washington State	1	1978	2	0

HISTORY

Lewis, David	LB	57	Southern California	5	1977-81	75	64
Lewis, Garry	CB	22	Alcorn State	1	1992	16	2
Lewis, Reggie	DE	79	North Texas State	2	1979-80	22	0
Lindstrom, Chris	DE	75, 71	Boston	1	1985	15	2
Little, Everett	G/T	77	Houston	1	1976	10	1
Logan, David	DT	76	Pittsburgh	8	1979-86	110	103
Love, Sean	G	79	Penn State	2	1993-94	8	0
Lowry, Quentin	LB	64	Youngstown State	1	1986	6	0
Lynch, John	S	47	Stanford	9	1993-	135	103

M

Maarleveld, J.D.	T	77	Maryland	2	1986-87	25	2
Mack, Milton	CB	21	Alcorn State	2	1992-93	28	19
Magee, Calvin	TE	86	Southern	4	1985-88	56	34
Mallory, Rick	G	68	Washington	4	1985-88	57	37
Maniecki, Jason	DT	90	Wisconsin	3	1996-98	18	0
Manley, Dexter	DE	92	Oklahoma State	1	1991	14	7
Manor, Brison	DE	75	Arkansas	1	1984	6	0
Marshall, Marvin	WR	89, 1	South Carolina State	2	1995-97*	5	0
Martin, Don	DB	21	Yale	1	1976	1	0
Marts, Lonnie	LB	51, 55	Tulane	3	1994-96	47	40
Marve, Eugene	LB	99	Saginaw Valley State	4	1988-91	64	52
Maxson, Alvin	RB	28	SMU	1	1978	1	0
Mayberry, Tony	C	61	Wake Forest	10	1990-99	160	145
Mayfield, Corey	DT	78	Oklahoma	1	1992	11	0
Mayhew, Martin	CB	35	Florida State	4	1993-96	60	59
McAfee, Fred	RB	35	Mississippi College	1	1999	1	1
McAleney, Ed	DE	69	Massachusetts	1	1976	2	0
McAdoo, Derrick	RB	33	Baylor	1	1988	5	0
McCants, Keith	DE/LB	52	Alabama	3	1990-92	47	35
McDaniel, Randall	G	64	Arizona State	2	2000-01	32	32
McDermott, Sean	TE/LS	84	Kansas	1	2001	16	0
McDonald, Darnell	WR	84	Kansas State	1	1999	8	0
McDowell, Anthony	FB	37, 33	Texas Tech	3	1992-94	30	22
McFarland, Anthony	DT	92	LSU	3	1999-	44	30
McGriff, Lee	WR	83	Florida	1	1976	6	3
McGruder, Mike	CB	21, 38	Kent	2	1994-95	31	5
McHale, Tom	G/DE	73	Cornell	6	1987-92	59	30
McIntosh, Toddrick	DE	94	Florida State	2	1994-95	15	1
McKay, John	WR	89	Southern California	3	1976-78	43	30
McKeever, Vito	CB	21	Florida	2	1986-87	17	8
McLaughlin, John	DE	95	California	2	1999-00	18	0
McLeod, Kevin	FB	43	Auburn	1	1999	6	0
McNeill, Rod	RB	22	Southern California	1	1976	11	0
McRae, Charles	G/T	70	Tennessee	5	1991-95	71	38
Medlin, Dan	G	68	North Carolina State	2	1977-78	28	22
Middleton, Frank	G	73	Arizona	4	1997-00	63	50
Middleton, Terdell	RB	45, 43, 44	Memphis	2	1982-83	9	0
Milanovich, Scott	QB	13	Maryland	4	1996-99	1	0
Miller, Solomon	WR	83	Utah State	1	1987	8	0
Mincy, Charles	S	22	Washington	3	1996-98	34	25
Mitchell, Aaron	CB	45	UNLV	1	1981	14	0
Mitchell, Alvin	FB	41	Auburn	1	1989	5	0
Mix, Bryant	DE/DT	96	Alcorn State	1	1998	0	0
Mohr, Chris	P	5	Alabama	1	1989	16	0
Moore, Bob	TE	86	Stanford	2	1976-77	15	12
Moore, Dave	TE/FB	83	Pittsburgh	10	1992-01	146	94
Moore, Manfred	RB	44	Southern California	1	1976	10	0
Moore, Maulty	DT	65	Bethune-Cookman	1	1976	4	1
Morgan, Karl	DT	67	UCLA	3	1984-86	41	0
Moritz, Brett	G/C	67	Nebraska	1	1978	6	0
Morris, Thomas	CB	24	Michigan State	2	1982-83	20	0
Morton, Michael	RB	20, 1	UNLV	3	1982-84	41	0
Moser, Rick	RB	35	Rhode Island	1	1982	1	0
Moss, Winston	LB	57, 58	Miami (FL)	4	1987-90	60	52
Mucker, Larry	WR	87	Arizona State	4	1977-80	53	11
Murphy, Frank	WR	87	Kansas State	2	2000-	12	0
Murphy, Kevin	LB	59	Oklahoma	6	1986-91	88	53
Murphy, Yo	WR	88	Idaho	1	1999	7	0
Murray, Eddie	PK	3	Tulane	1	1992	7	0

N

Nafziger, Dana	LB/TE	51, 83	Cal Poly SLO	5	1977-82*	68	13
Najarian, Pete	LB	57, 58	Minnesota	2	1988-89	13	0
Neal, Lorenzo	FB	41	Fresno State	1	1998	16	1

Nelson, Bob	DT	71	Miami	1	1986	16	11
Neuheisel, Rick	QB	7	UCLA	1	1987	0	0
Newton, Tim	DT	96	Florida	2	1990-91	30	21
Nichols, Gerald	DT	77	Florida State	1	1991	16	5
Nickerson, Hardy	LB	56	California	7	1993-99	104	104
Novak, Jack	TE	80	Wisconsin	2	1976-77	20	4

O

Obradovich, Jim	TE	86	Southern California	6	1978-83	89	23
Odom, Jason	T	70	Florida	5	1996-00*	46	41
O'Donoghue, Neil	PK	6	Auburn	2	1978-79	31	0
O'Hara, Pat	QB	4	Southern California	1	1991	0	0
Oliver, Frank	DB	42	Kentucky State	1	1976	4	0
Oliver, Maurice	LB	55	Southern Mississippi	1	1991	3	0
O'Steen, Dwayne	CB	44	San Jose State	2	1982-83	3	0
Owens, James	RB	26	UCLA	4	1981-84	39	12
Owens, Morris	WR	85	Arizona State	4	1976-79	58	48

P

Packer, Walter	RB	30	Mississippi State	1	1977	1	0
Pagac, Fred	TE/LB	82	Ohio State	1	1976	13	3
Palmer, Mitch	LB/LS	54	Colorado State	2	1998	20	0
Parker, Anthony	CB	27	Arizona State	2	1997-98	26	21
Parker, Jeff	WR	83	Bethune-Cookman	1	1992	3	0
Parks, Jeff	TE	85	Auburn	1	1988	3	1
Paul, Markus	S	36	Syracuse	1	1993	1	0
Pawlawski, Mike	QB	9	California	1	1992	0	0
Pear, Dave	DT	76	Washington	3	1976-78	43	43
Peebles, Danny	WR	83	North Carolina State	2	1989-90	23	1
Peoples, George	RB	38	Auburn	2	1984-85	8	0
Perkins, Bruce	RB	32	Arizona State	1	1990	16	3
Peterson, Calvin	LB	58	UCLA	1	1976	4	4
Peterson, Jim	LB	57	San Diego State	1	1976	3	2
Philcox, Todd	QB	15	Syracuse	1	1995	0	0
Pierson, Pete	T	69	Washington	8	1994-	100	21
Pierson, Reggie	CB	20	Oklahoma State	1	1976	5	1
Pillow, Frank	WR	80	Tennessee State	3	1988-90	34	2
Pollard, Darryl	CB	31	Weber State	1	1992-93*	16	2
Porter, Rufus	LB	59	Southern	1	1997	11	10
Powe, Keith	DE	95	UTEP	2	1994	8	0
Powell, Marvin	T	74	Southern California	2	1986-87	9	7
Price, Shawn	DE	92	Pacific	2	1993-94	15	6
Prior, Mike	S	24	Illinois State	1	1985	16	0
Puetz, Gary	G/T	72	Valparaiso	1	1978	10	8
Pyne, Jim	G	60	Virginia Tech	4	1994-97	42	38

Q

Quarles, Shelton	LB	53	Vanderbilt	5	1997-	78	43
Quinn, Jeff	QB	15	Nebraska	1	1982	0	0

R

Radford, Bruce	DE/DT	78	Grambling	1	1980	12	0
Rae, Mike	QB	15	Southern California	2	1978-79	11	5
Ragsdale, George	RB	23	North Carolina A&T	3	1977-79	39	0
Randle, Ervin	LB	54	Baylor	6	1985-90	85	48
Reavis, Dave	T	75	Arkansas	8	1976-83	98	87
Reece, Beasley	S	43	North Texas State	2	1983-84	25	22
Reece, Danny	CB/S	46	Southern California	5	1976-80	72	12
Reese, Booker	DE	66	Bethune-Cookman	3	1982-84	24	7
Reese, Steve	LB	52	Louisville	1	1976	13	10
Reimers, Bruce	G	66	Iowa State	2	1992-93	27	26
Reynolds, Ricky	CB	29	Washington State	7	1987-93	105	103
Rhett, Errict	RB	32	Florida	4	1994-97	52	31
Rice, Rodney	CB	31	Brigham Young	1	1990	16	1
Rice, Simeon	DE	97	Illinois	1	2001-	16	16
Richardson, Greg	WR	89	Alabama	1	1988	2	0
Riesenberg, Doug	T	79	California	1	1996	10	10
Risher, Alan	QB	7	Louisiana State	1	1985	16	0
Roberg, Mike	TE	89	Idaho	1	2001-	1	0
Roberts, Greg	G	61	Oklahoma	4	1979-82	45	42
Robinson, Damien	S	24	Iowa	4	1997-00	39	32
Robinson, Glenn	DE	64	Oklahoma State	2	1976-77	28	3
Robinson, Greg	G	64	Sacramento State	1	1986	3	0
Robinson, Mark	S	30	Penn State	3	1988-90	40	40

HISTORY

Roby, Reggie	P	1	Iowa	1	1995	16	0
Roder, Mirro	PK	5	None	1	1976	2	0
Rogers, Glenn	CB	21	Memphis	1	1991	5	1
Rogers, Reggie	DE	75	Washington	1	1992	2	0
Roland, Benji	DE	93	Auburn	1	1990	3	1
Rolling, Henry	LB	55	Nevada-Reno	2	1988-89	21	0
Rouse, Wardell	LB	52	Clemson	1	1995-96*	16	1
Royals, Mark	P	3	Appalachian State	5	1990-91, 99-01	80	0
Royster, Mazio	RB	33, 31	Southern California	3	1992-94	33	1
Rucker, Conrad	TE	80	Southern	1	1980	2	0
Rudolph, Council	DE	78	Kentucky State	2	1976-77	28	28
Rusk, Reggie	CB	28, 26	Kentucky	1	1996-97	5	0
Ryan, Tim	G/C	64	Notre Dame	3	1991-93	37	1
Ryans, Larry	WR	89	Clemson	1	1996	3	0
Ryczek, Dan	C	51	Virginia	2	1976-77	28	21

S

Samuels, Tony	TE	80	Bethune-Cookman	1	1980	6	3
Sanders, Gene	DT/G/T	74	Texas A&M	7	1979-85	75	40
Sapp, Warren	DT	99	Miami (FL)	7	1995-	109	99
Saunders, Cedric	TE	49	Ohio State	1	1995	3	0
Schumacher, Kurt	G	78	Ohio State	1	1978	4	4
Scott, Todd	S	38	Southwest Louisiana	2	1995-96	3	2
Seals, Ray	DE	98	None	5	1989-93	47	28
Selmon, Dewey	DT/LB	61, 58	Oklahoma	5	1976-80	72	65
Selmon, Lee Roy	DE	63	Oklahoma	9	1976-85*	121	117
Shearin, Joe	G/C	64	Texas	1	1985	10	0
Short, Laval	DT	64	Colorado	1	1981	4	0
Shula, Mike	QB	11	Alabama	1	1987	0	0
Shumann, Mike	WR	82	Florida State	1	1980	6	0
Sileo, Dan	DT	93	Miami (FL)	1	1987	10	0
Silvan, Nilo	WR	87	Tennessee	1	1996	7	0
Simmonds, Mike	G	62	Indiana State	1	1989	5	5
Sims, Jimmie	LB	55	Southern California	1	1976	2	1
Singleton, Alishermond	LB	51	Temple	5	1997-	71	1
Skow, Jim	DE	71	Nebraska	1	1990	12	10
Smith, Barry	WR	88	Florida State	1	1976	13	1
Smith, Don	RB/WR	47	Mississippi State	2	1988-89	21	3
Smith, Dwight	CB	26	Akron	1	2001-	15	0
Smith, Herman	DE	91	Portland State	2	1995-96	8	0
Smith, Jeff	RB	35	Nebraska	2	1987-88	28	11
Smith, Johnny Ray	CB	22	Lamar	2	1982-83	25	2
Smith, Sean	DE	92	Grambling	1	1989	3	1
Smith, Shevin	S	29	Florida State	2	1998-99	19	0
Snell, Ray	G	72	Wisconsin	4	1980-83	45	35
Solomon, Jesse	LB	55, 54	Florida State	1	1991	13	12
Spek, Jeff	TE	88	San Diego State	1	1986	2	0
Spence, Blake	TE	84	Oregon	1	2000	3	0
Spradin, Danny	LB	55	Tennessee	2	1983-84	31	2
Spring, Ron	RB	20	Ohio State	2	1985-86	24	10
Spurrer, Steve	QB	11	Florida	1	1976	14	12
Stalls, Dave	DE	65	Northern Colorado	4	1980-83	46	19
Stamps, Sylvester	RB/KR	24	Jackson State	1	1989	10	1
Stargell, Tony	CB	45	Tennessee State	2	1994-95	24	8
Starring, Stephen	WR	81	McNeese State	1	1988	6	0
Staten, Robert	FB	33	Jackson State	1	1996	6	0
Stecker, Aaron	RB	22	Western Illinois	2	2000-	23	0
Stensrud, Mike	DT	94	Iowa State	1	1987	12	12
Stephens, Darnell	LB	54	Clemson	2	1995-96	14	0
Stone, Ken	S	28	Vanderbilt	1	1976	14	14
Stryzinski, Dan	P	4	Indiana	3	1992-94	48	0
Studaway, Mark	DE	71	Tennessee	1	1985	7	0
Sullivan, Mike	C/G	67	Miami (FL)	4	1992-95	48	4
Sully, Ivory	S	44	Delaware	2	1985-86	32	27
Swayne, Harry	DE/T	70	Rutgers	4	1987-90	44	3
Swider, Larry	P	9	Pittsburgh	2	1981-82	22	0
Swoope, Craig	S	41	Illinois	2	1986-87	16	11

T

Tate, Lars	RB	34	Georgia	2	1988-89	30	19
Tate, Willy	TE	82	Oregon	1	1996	13	0
Taylor, Gene	WR	85	Fresno State	2	1987-88	12	0
Taylor, Rob	T	72	Northwestern	8	1986-93	110	91
Testaverde, Vinny	QB	14	Miami (FL)	6	1987-92	76	72

Thomas, Broderick	LB	51	Nebraska	5	1989-93	80	55
Thomas, Ed	TE	86	Houston	2	1990-91	13	0
Thomas, George	WR	87	UNLV	1	1992	5	1
Thomas, Kelly	T	70	Southern California	2	1983-84	24	15
Thomas, Kevin	C	64	Arizona State	1	1988	10	0
Thomas, Lamar	WR	87	Miami (FL)	3	1993-95	36	2
Thomas, Norris	CB	41	Southern Mississippi	5	1980-84	66	25
Thomas, Robb	WR	84	Oregon State	3	1996-98	35	9
Thomas, Zach	WR	84	South Carolina State	1	1984	2	0
Thompson, Jack	QB	14	Washington State	2	1983-84	18	16
Thompson, LeRoy	RB	34	Penn State	1	1996	5	0
Thompson, Robert	LB	56, 59	Michigan	2	1983-84	19	2
Tickle, Calvin	LB	58	Georgia Tech	2	1991	24	4
Tomberlin, Pat	G	68	Florida State	1	1993	2	0
Toomay, Pat	DE	66	Vanderbilt	1	1976	14	14
Tripoli, Paul	S	24	Alabama	1	1987	13	4
Turk, Dan	G/C	50	Wisconsin	2	1987-88	25	12
Turner, Vernon	RB/WR	45, 30	Carson-Newman	2	1993-94	13	1
Tuttle, Perry	WR	81	Clemson	1	1984	3	0
Tyler, Andre	WR	81	Stanford	2	1982-83	14	0

U

Unutoa, Morris	C/LS	68	BYU	2	1999-00	28	0
Upshaw, Regan	DE	91, 73	California	3	1996-99	48	47

V

Vance, Eric	S	33	Vanderbilt	4	1998-	33	1
Verser, David	WR	84	Kansas	1	1985	1	0
Vlasic, Mark	QB	13	Iowa	1	1993	0	0

W

Waddell, Charles	TE	82	North Carolina	1	1977	0	0
Walker, Jackie	LB/TE	56, 85	Jackson State	4	1986-89	57	9
Walker, Kenyatta	T	67	Florida	1	2001-	16	16
Walker, Kevin	CB	37	East Carolina	2	1986-87	7	3
Walsh, Steve	QB	4	Miami (FL)	2	1997-98	17	0
Ward, John	G-C	73	Oklahoma State	1	1976	4	3
Warnke, Dave	PK	2	Augsburg	1	1983	1	0
Washington, Chris	LB	51	Iowa State	5	1984-88	76	52
Washington, Mike	CB	40	Alabama	9	1976-84	100	97
Washington, Todd	C/G	75	Virginia Tech	4	1998-	35	1
Weatherspoon, Chuck	RB	37	Houston	1	1991	4	0
Webster, Nate	LB	52	Miami (FL)	2	2000-	32	1
Weldon, Casey	QB	11	Florida State	4	1993-96	24	0
Wender, Jack	RB	38	Fresno State	1	1977	2	0
Weston, Rhondy	DE	77	Florida	1	1989	12	2
Wheeler, Mark	DT	77	Texas A&M	4	1992-95	55	46
White, Brad	DT	90	Tennessee	3	1981-83	41	0
White, Charlie	RB	28	Bethune-Cookman	1	1978	7	1
White, Jeris	CB	45	Hawaii	3	1977-79	46	46
White, Robb	DE/DT	91	South Dakota	1	1990	7	1
White, Steve	DE	94	Tennessee	6	1996-01	79	15
Wilder, James	RB	32	Missouri	9	1981-89	113	102
Williams, David	WR	80	Illinois	1	1986	15	0
Williams, Doug	QB	12	Grambling	5	1978-82	67	67
Williams, Ed	FB	43	Langston	2	1976-77	26	15
Williams, Jimmy	LB	54	Nebraska	2	1992-93	27	24
Williams, Karl	WR	86	Texas A&M-Kingsville	6	1996-	86	20
Williams, Mark	LB	58	Ohio State	1	1996	0	0
Willis, Ken	PK	1	Kentucky	1	1992	9	0
Wilson, Bernard	DT	96	Tennessee State	2	1993-94	14	2
Wilson, Charles	WR	84	Memphis	3	1992-94	31	8
Wilson, Jerry	CB	24	Southern	1	1995	0	0
Wilson, Karl	DE	91	Louisiana State	1	1994	14	2
Wilson, Robert	FB	20	Texas A&M	1	1991	16	15
Wilson, Steve	C/T/G	50, 79	Georgia	10	1976-85	126	104
Winans, Jeff	T/G	62	Southern California	2	1977-78	12	12
Winfrey, Stan	RB	36	Arkansas State	1	1977	1	0
Witte, Mark	TE	85, 93	North Texas State	3	1983-85	48	2
Wonsley, Nathan	RB	46	Mississippi	1	1986	10	2
Wood, Richard	LB	54	Southern California	9	1976-84	132	89
Woods, Rick	S	20	Boise State	1	1987	5	5

HISTORY

Word, Roscoe	CB	24	Jackson State	1	1976	3	2
Workman, Vince	RB	46	Ohio State	2	1993-94	31	19
Wright, Charles	CB	21	Tulsa	1	1988	2	0
Wunsch, Jerry	T	71	Wisconsin	5	1997-	80	46
Wyatt, Willie	DT	66	Alabama	1	1990	7	3
Wyms, Ellis	DT	96	Mississippi State	1	2001-	4	0
Wynn, Milton	WR	88	Washington State	1	2001-	1	0

Y

Yarnio, George	G/C/T	68,69,66	Washington State	8	1979-83; 85-87	109	63
Yepremian, Garo	PK	1	None	2	1980-81	19	0
Yoder, Todd	TE	80	Vanderbilt	2	2000-	25	1
Young, Floyd	CB	31	Texas A&M-Kingsville	4	1997-00	36	1
Young, Randy	T	70	Iowa State	1	1976	9	0
Young, Steve	T	71	Colorado	1	1976	11	11
Young, Steve	QB	8	Brigham Young	2	1985-86	19	19

Z

Zeier, Eric	QB	15	Georgia	2	1999-00	5	1
-------------	----	----	---------	---	---------	---	---

* Spent one full season on injured reserve

@ All the numbers worn by a player during a game played are listed. The first number listed is the primary or most often worn number. Where no number is primary, the first number worn is listed.

The following were members of the 1987 replacement team fielded during the NFLPA players' strike. Games played and started are listed in parentheses. The totals of Ray Criswell, Brian Gant, Charles Gidman, Steve Holloway, Paul Tripoli and Kevin Walker, who were on the roster subsequent to the strike, and Dwayne Dixon, who previously played with the Bucs in 1984, are listed on the main roster: RB Greg Boone (2,0); OG Rufus Brown (2,0); WR Steve Carter (3,1); DE Walter Carter (2,1); DE Mike Clark (3,3); DB Torn Clark (2,2); DB Ivory Curry (3,2); DB Jeff George (2,1); DE Roy Harris (3,2); OT Dave Heffernan (2,0); QB Mike Hold (2,0); OG Jim Huddleston (1,1); OG John Hunt (1,0); WR David Jackson (1,0); LB Cam Jacobs (3,0); OG David Jordan (3,3); DB Tim King (3,2); RB Dan Land (3,2); LB Fred McCallister (3,3); TE Jeff Modest (1,0); LB Sankar Montoute (3,3); NT Fred Nordgren (3,3); OG Paul O'Connor (2,2); DB Lee Paige (3,0); LB Leon Pennington (3,0); C Chuck Pitcock (2,2); OG Donald Pumphrey (3,3); DB Marcus Quinn (3,3); DE James Ramey (3,0); QB John Reeves (2,2); RB Harold Ricks (3,1); DE Charles Riggins (3,0); WR Stanley Shakespeare (1,0); OT Reggie Smith (3,3); WR Eric Streater (3,3); PK Van Tiffin (3,0); LB Pat Teague (1,1); RB Derrick Thomas (1,0); DE Calvin Turner (3,0); LB Miles Turpin (3,1); WR Herkie Walls (2,2); TE Arthur Wells (3,0); FB Adrian Wright (3,3); QB Jim Zorri (1,1).

Producing The Buccaneers

Colleges and universities which have produced Buccaneer players

- 25 — USC
- 24 — Florida, Florida State
- 18 — Alabama
- 17 — Miami (FL)
- 14 — Nebraska, Tennessee
- 12 — Nebraska, Penn State
- 11 — Clemson, Ohio State, Pittsburgh
- 10 — Auburn
- 9 — Arizona State
- 8 — Arkansas, California
- 7 — Georgia, Illinois, Notre Dame, Oklahoma, Texas, Washington, Wisconsin
- 6 — Arizona, Baylor, Bethune-Cookman, Jackson State, Maryland, Texas A&M, Texas Tech, UNLV, Vanderbilt
- 5 — Houston, Kansas State, Kentucky, Memphis, Mississippi State, North Carolina, Oklahoma State, Southern, Tennessee State, Texas A&M-Kingsville, Virginia, Virginia Tech, Washington State
- 4 — Alcorn State, Colorado, Fresno State, Grambling, Indiana, Iowa, Iowa State, Kansas, LSU, Minnesota, Mississippi, North Carolina State, San Jose State, South Carolina State, Stanford, UCLA
- 3 — Brigham Young, Carson-Newman, Colorado State, Hawaii, Missouri, North Texas State, Oregon, Purdue, Rice, San Diego State, SMU, South Carolina, Southern Mississippi, No college
- 2 — Albany (GA) State, Cal Poly SLO, Carson-Newman, Central (OH) State, Delaware, Eastern Kentucky, Georgia Tech, Illinois State, Kent, Kentucky State, Lamar, Louisville, Michigan State, Mississippi Valley State, Nevada-Reno, Nicholls State, North Carolina A&T, Northern Arizona, Northern Illinois, Oregon State, Rice, Rutgers, Southwest Louisiana State, Syracuse, Tampa, Tennessee-Chattanooga, Tulane, Tulsa, UTEP, Weber State, West Virginia, William & Mary
- 1 — Akron, Alabama A&M, Appalachian State, Arkansas State, Augsburg, Austin Peay, Ball State, Boise State, Boston University, Cal State-Fullerton, Cal State-Hayward, Cal State-Northridge, Cameron State, Central Arkansas, The Citadel, Cornell, Duke, East Carolina, East Tennessee State, East Texas, Elizabeth City (NC) State, Emporia State, Furman, Idaho, Indiana State, Johnson C. Smith, Langston, Lehigh, Liberty, Linfield, Louisiana Tech, Marshall, Massachusetts, McNeese State, Michigan, Middle Tennessee State, Minot State, Mississippi College, Montana State, New Hampshire, North Alabama, North Carolina Central, Northeast Louisiana, Northern Colorado, Northern Michigan, Northwestern, Ohio, Pacific, Portland State, Rhode Island, Sacramento State, Saginaw Valley State, St. John's, Sam Houston State, Santa Clara, South Dakota, Southeastern Louisiana, Southern Colorado State, Southern Illinois, Southwest Texas State, Temple, Texas Christian, Texas Southern, Toledo, Towson State, Tulane, Utah State, Valparaiso, Wake Forest, West Texas State, Western Carolina, Western Illinois, Yale, Youngstown State

All-Time Draft

Buccaneers in the First Round (overall pick)

1976	DE Lee Roy Selmon, Oklahoma (1)
1977	RB Ricky Bell, USC (1)
1978	QB Doug Williams, Grambling (17)
1979	None
1980	G Ray Snell, Wisconsin (22)
1981	LB Hugh Green, Pittsburgh (7)
1982	G Sean Farrell, Penn State (17)
1983	None
1984	None
1985	DE Ron Holmes, Washington (8)
1986	RB Bo Jackson, Auburn (1) CB Rod Jones, SMU (25)
1987	QB Vinny Testaverde, Miami (1)
1988	T Paul Gruber, Wisconsin (4)
1989	LB Broderick Thomas, Nebraska (6)
1990	LB Keith McCants, Alabama (4)
1991	T Charles McRae, Tennessee (7)
1992	None
1993	DE Eric Curry, Alabama (6)
1994	QB Trent Dilfer, Fresno State (6)

1995	DT Warren Sapp, Miami (12) LB Derrick Brooks, Florida State (28)
1996	DE Regan Upshaw, California (12) DT Marcus Jones, North Carolina (22)
1997	RB Warrick Dunn, Florida State (12) WR Reidel Anthony, Florida (16)
1998	None
1999	DT Anthony McFarland, Louisiana State (15)
2000	None
2001	T Kenyatta Walker, Florida (14)
2002	None

First Round Draftees by Position

Position	No.
Defensive Linemen	7
Offensive Linemen	5
Linebackers	4
Quarterbacks	3
Running Backs	3
Defensive Backs	1
Wide Receivers	1

FIRST-ROUND TRADE NOTES...1978: Tampa Bay traded first overall pick to Houston for TE Jimmie Giles, Houston's first (17th overall) and second-round picks in '78 and third and fifth-round picks in '79. Tampa Bay selected QB Doug Williams; **1979:** Tampa Bay traded first-round pick (4th overall) to Chicago for DE Wally Chambers; **1983:** Tampa Bay traded 1983 first-round pick (18th overall) in 1982 to Chicago for 1982 second-round pick, used to select DE Booker Reese; **1984:** Tampa Bay traded 1984 first-round pick (1st overall) to Cincinnati in 1983 for QB Jack Thompson; **1986:** Tampa Bay acquired Miami's first-round pick (25th overall) for LB Hugh Green and selected CB Rod Jones; **1992:** Tampa Bay traded 1992 first-round pick (2nd overall) to Indianapolis in 1991 for QB Chris Chandler; **1995:** Tampa Bay traded first (7th overall) and third-round picks to Philadelphia for first (12th overall) and two second-round picks. Tampa Bay then traded two second-round picks to Dallas for first-round pick (28th overall). Tampa Bay selected DT Warren Sapp and LB Derrick Brooks; **1996:** Tampa Bay traded QB Craig Erickson to Indianapolis for first-round pick (22nd overall). Tampa Bay selected DT Marcus Jones; **1997:** Tampa Bay traded 1996 second-round pick to San Diego for 1997 first-round pick (16th overall). Tampa Bay traded first (8th overall) and fourth-round picks to N.Y. Jets for first-round pick (sixth overall), then traded that pick to Seattle for first (12th overall) and third-round picks. Tampa Bay selected RB Warrick Dunn and WR Reidel Anthony; **1998:** Tampa Bay traded first-round pick (23rd overall) to Oakland for two second-round picks. Tampa Bay traded 1998 second-round pick to San Diego for first-round pick in 2000; **2000:** Tampa Bay traded two first-round picks (13th, 27th overall) to N.Y. Jets for WR Keyshawn Johnson; **2001:** Tampa Bay traded first (21st overall) and second (51st) to Buffalo for first-round pick (14th overall). **2002:** Tampa Bay traded its first round picks in 2002 (21st overall) and 2003, and its second round pick in 2002 (53rd overall) and its second round pick in 2004, to Oakland to obtain rights to head coach Jon Gruden.

Year-By-Year Selections

1976 (DRAFTED #1)

- 1 DE Lee Roy Selmon, Oklahoma
- 2a RB Jimmy DuBose, Florida
- 2b traded to San Francisco for QB Steve Spurrier
- 2c DT/LB Dewey Selmon, Oklahoma
- 3a T Steve Young, Colorado
- 3b traded to Baltimore for CB Mike Washington
- 3c LB Steve Maughan, Utah St.
- 4a traded to L.A. Rams for LB Jim Peterson
- 4b WR Richard Appleby, Georgia
- 4c G Everett Little, Houston
- 5a DB Mishaal Kelson, W. Texas St.
- 5b T Steve Wilson, Georgia
- 5c traded to L.A. Rams (see pick 4a)

- 6 DB Curtis Jordan, Texas Tech
- 7 QB Parnell Dickinson, Mississippi Valley St.
- 8 traded to N.Y. Jets for LB Steve Reese
- 9 G Bruce Welch, Texas A&M
- 10 LB Sid Smith, BYU
- 11 DB Melvin Washington, Colorado St.
- 12 WR George Ragsdale, North Carolina A&T
- 13 TE Brad Jenkins, Nebraska
- 14 KR/WR Carl Roaches, Texas A&M
- 15 DT Bob Dzierzak, Utah St.
- 16 LB Tom West, Tennessee
- 17 QB Jack Berry, Washington St.

1977 (DRAFTED #1)

- 1 RB Ricky Bell, USC
- 2 LB David Lewis, USC
- 3 DE Charley Hannah, Alabama
- 4 traded to Cincinnati for RB Charlie Davis
- 5 traded to Miami for LB Ray Nettles
- 6a traded to Chicago for QB Gary Huff
- 6b traded to Chicago (see pick 6a)
- 7 traded to N.Y. Jets for LB Richard Wood
- 8 QB Randy Hedberg, Minot St.
LB Byron Hemingway, Boston College
- 9b WR Larry Mucker, Arizona St.
- 10a FB Robert Morgan, Florida
- 10b LB Aaron Ball, Cal St.-Fullerton

HISTORY

- 11 DB Chuck Rodgers, North Dakota St.
- 12 WR Chip Sheffield, Lenoir Rhyne

1978 (DRAFTED #1)

- 1 QB Doug Williams, Grambling
- 2a RB Johnny Davis, Alabama
- 2b G Brett Moritz, Nebraska
- 3 traded to Oakland for G Dan Medlin
- 4 traded to Oakland for T Jeff Winans
- 5 traded to Miami for CB Jeris White
- 6 WR Elijah Marshall, North Carolina State
- 7 traded to Atlanta for PK Allan Leavitt
- 8 LB John McGriff, Miami
- 9 WR Willie Taylor, Pittsburgh
- 10 LB Aaron Brown, Ohio St.
- 11 traded to Pittsburgh (see pick 10b)
- 12 RB Kevin McLee, Georgia

1979 (DRAFTED #4)

- 1 traded to Chicago for DE Wally Chambers
- 2a G Greg Roberts, Oklahoma
- 2b WR Gordon Jones, Pittsburgh
- 3a RB Jerry Eckwood, Arkansas
- 3b DE Reggie Lewis, N. Texas St.
- 3c RB Rick Berns, Nebraska
- 4 traded to Detroit
- 5 QB Chuck Fusina, Penn St.
- 6 traded to Oakland for LB Rick Bonness
- 7 traded to Washington
- 8 DT Eugene Sanders, Texas A&M
- 9 WR Henry Vereen, UNLV
- 10 traded to San Francisco for TE Jim Obradovich
- 11 TE Bob Rippenot, Fresno St.
- 12 DT David Logan, Pittsburgh

1980 (DRAFTED ALTERNATELY #22-21-20-19-18)

- 1 G Ray Snell, Wisconsin
- 2 WR Kevin House, Southern Illinois
- 3 LB Scot Brantley, Florida
- 4 CB Larry Flowers, Texas Tech
- 5 traded to Oakland
- 6 traded to Cincinnati
- 7 C Jim Leonard, Santa Clara
- 8 S Derrick Goddard, Drake
- 9 WR Gerald Carter, Texas A&M
- 10a LB Andy Hawkins, Texas A&I
- 10b RB Brett Davis, UNLV
- 11 DT Terry Jones, Central St. (OK)
- 12 CB Gene Coleman, Miami

1981 (DRAFTED ALTERNATELY #7-6)

- 1 LB Hugh Green, Pittsburgh
- 2 RB James Wilder, Missouri
- 3 traded to L.A. Rams for G Greg Horton
- 4 CB John Holt, West Texas St.

- 5 traded to Oakland for QB Mike Rae
- 6 traded to New Orleans for P Tom Blanchard
- 7 traded to Dallas for DE Dave Stalls
- 8 T Denver Johnson, Tulsa
- 9 QB Mike Ford, SMU
- 10 DE Ken McCune, Texas
- 11 CB Johnny Ray Smith, Lamar
- 12 DT Brad White, Tennessee

1982 (DRAFTED ALTERNATELY #17-16-18)

- 1 G Sean Farrell, Penn St.
- 2 DE Booker Reese, Bethune Cookman
- 3a TE Jerry Bell, Arizona St.
- 3b DE John Cannon, William & Mary
- 4 RB Dave Barrett, Houston
- 5 LB Jeff Davis, Clemson
- 6 WR Andre Tyler, Stanford
- 7 S Tom Morris, Michigan St.
- 8 LB Kal Atkins, Illinois
- 9 QB Robert Lane, NE Louisiana
- 10 traded to San Francisco for DT Ted Vincent
- 11 traded to Dallas for CB Aaron Mitchell
- 12 RB/KR Michael Morton, UNLV

1983 (DRAFTED ALTERNATELY #18-17-16-15-19)

- 1 traded to Chicago for 1982 second-round pick
- 2 C Randy Grimes, Baylor
- 3 CB Jeremiah Castille, Alabama
- 4 T Kelly Thomas, USC
- 5 NT Tony Chickillo, Miami
- 6a TE Gene Branton, Texas Southern
- 6b T Ken Kaplan, New Hampshire
- 7 RB Weldon Ledbetter, Oklahoma
- 8 LB John Samuelson, Azusa Pacific
- 9 DE Hasson Arbubakrr, Texas Tech
- 10 WR Darius Durham, San Diego St.
- 11 TE Mark Witte, North Texas St.
- 12 NT John Higginbotham, NE Oklahoma

1984 (DRAFTED #1)

- 1 traded to Cincinnati in 1983 for QB Jack Thompson
- 2 LB Keith Browner, USC
- 3 CB Fred Acorn, Texas
- 4a RB Michael Gunter, Tulsa
- 4b T Ron Heller, Penn St.
- 5 traded to Dallas for LB Danny Spradlin
- 6 LB Chris Washington, Iowa St.
- 7 TE Jay Carroll, Minnesota
- 8 DE Fred Robinson, Miami
- 9 G Rick Mallory, Washington
- 10 PK Jim Gallery, Minnesota
- 11 QB Blair Kiel, Notre Dame
- 12 WR Thad Jemison, Ohio St.

1985 (DRAFTED #8)

- 1 DE Ron Holmes, Washington
- 2 traded to Denver for QB Steve DeBerg
- 3 LB Ervin Randle, Baylor
- 4 S Mike Heaven, Illinois
- 5 traded to N.Y. Jets for RB Scott Dierking
- 6 traded to Cincinnati for T Don Swafford
- 7 S Mike Prior, Illinois St.
- 8 WR Phil Freeman, Arizona
- 9 QB Steve Calabria, Colgate
- 10 PK Donald Igwebuike, Clemson
- 11 RB Punkin Williams, Memphis
- 12a S Jim Rockford, Oklahoma
- 12b LB Jim Melka, Wisconsin

1986 (DRAFTED ALTERNATELY #2-1)*

- 1a RB Bo Jackson, Auburn
 - 1b CB Rod Jones, SMU
 - 2a LB Jackie Walker, Jackson St.
 - 2b LB Kevin Murphy, Oklahoma
 - 3 traded to New Orleans for DB Dave Greenwood
 - 4 S Craig Swoope, Illinois
 - 5 T J.D. Maarleveld, Maryland
 - 6 S Kevin Walker, East Carolina
 - 7 traded to Buffalo for WR Perry Tuttle
 - 8 traded to L.A. Rams for CB Ivory Sully
 - 9 P Tommy Barnhardt, North Carolina
 - 10 DE Ben Reed, Mississippi
 - 11 G Mark Drenth, Purdue
 - 12a G Clay Miller, Michigan
 - 12b RB Mike Crawford, Arizona St.
- * First-round pick was first overall because Buffalo's pick was traded to Cleveland and utilized in the 1985 supplemental draft.

1987 (DRAFTED #1)

- 1 QB Vinny Testaverde, Miami
- 2a CB Ricky Reynolds, Wash. St.
- 2b LB Winston Moss, Miami
- 2c RB Don Smith, Mississippi St.
- 3 WR Mark Carrier, Nicholls St.
- 4a LB Don Graham, Penn St.
- 4b TE Ron Hall, Hawaii
- 4c WR Bruce Hill, Arizona St.
- 5a LB Henry Rolling, Nevada-Reno
- 5b S Tony Mayes, Kentucky
- 6 RB Steve Bartalo, Colorado St.
- 7a NT Curt Jarvis, Alabama
- 7b DE Harry Swayne, Rutgers
- 8a NT Stan Mataele, Arizona
- 9a RB Joe Armentrout, Wisconsin
- 9b P Greg Davis, Citadel
- 10 G Mike Simmonds, Indiana St.
- 11 RB Reggie Taylor, Cincinnati
- 12a DE Scott Cooper, Kearney St.
- 12b QB Mike Shula, Alabama

1988 (DRAFTED ALTERNATELY #4-3-2-5)

- 1 T Paul Gruber, Wisconsin
- 2 RB Lars Tate, Georgia
- 3 exercised in 1987 supplemental draft for NT Dan Sileo, Miami
- 4a DT Robert Goff, Auburn
- 4b G John Bruhin, Tennessee
- 4c P Monte Robbins, Michigan
- 5 RB William Howard, Tennessee
- 6 DT Shawn Lee, North Alabama
- 7 RB Kerry Goode, Alabama
- 8 RB Anthony Simpson, East Carolina
- 9 DT Reuben Davis, North Carolina
- 10 traded to Pittsburgh
- 11 WR Frank Pillow, Tennessee St.
- 12 LB Victor Jones, Virginia Tech

1989 (DRAFTED ALTERNATELY #6-5-7)

- 1 LB Broderick Thomas, Nebraska
- 2 WR Danny Peebles, North Carolina St.
- 3 traded to New England for WR Stephen Starring
- 4 CB Anthony Florence, Bethune Cookman
- 5 RB Jamie Lawson, Nicholls St.
- 6a P Chris Mohr, Alabama
- 6b LB Derrick Little, So. Carolina
- 7 traded to Buffalo for LB Eugene Marve
- 8 G Carl Bax, Missouri
- 9 RB Patrick Egu, Nevada-Reno
- 10 T Ty Granger, Clemson
- 11a G Rod Mounds, Texas A&M
- 11b DE Willie Griffin, Nebraska
- 11c WR Herb Duncan, N. Arizona
- 12 CB Terry Young, Georgia Southern

1990 (DRAFTED ALTERNATELY #4-6-5)

- 1 LB Keith McCants, Alabama
- 2 RB Reggie Cobb, Tennessee
- 3 traded to San Diego for RB Gary Anderson
- 4a TE Jesse Anderson, Miss. St.
- 4b C Tony Mayberry, Wake Forest
- 5 G Ian Beckles, Indiana
- 6 RB Robert Douglas, Louisiana Tech
- 7 DE Donnie Gardner, Kentucky
- 8 traded to L.A. Rams
- 9 DE Terry Cook, Fresno St.
- 10 TE Mike Busch, Iowa St.
- 11 WR Terry Anthony, Florida St.
- 12 QB Todd Hammel, Stephen F. Austin

1991 (DRAFTED ALTERNATELY #7-11-10-9-8)

- 1 T Charles McRae, Tennessee
- 2 traded to San Diego (see 1990 third-round pick)
- 3a WR Lawrence Dawsey, Florida St.

- 3b FB Robert Wilson, Texas A&M
- 4 S Tony Covington, Virginia
- 5a LB Terry Bagsby, East Texas St.
- 5b G Tim Ryan, Notre Dame
- 6 DT Rhett Hall, California
- 7 LB Calvin Tiggle, Georgia Tech
- 8 S Marty Carter, Middle Tenn. St.
- 9 WR/KR Treamele Taylor, Nevada-Reno
- 10a QB Pat O'Hara, USC
- 10b RB Hyland Hickson, Mich. St.
- 11 DT Mike Sunvold, Minnesota
- 12 LB Al Chamblee, Virginia Tech

1992 (DRAFTED ALTERNATELY #2-4-3)

- 1 traded to Indianapolis in 1991 for QB Chris Chandler
- 2 WR Courtney Hawkins, Michigan St.
- 3a DT Mark Wheeler, Texas A&M
- 3b TE Tyji Armstrong, Mississippi
- 4 QB Craig Erickson, Miami
- 5a CB Rogerick Green, Kansas St.
- 5b DT Santana Dotson, Baylor
- 6 LB James Malone, UCLA
- 7 S Ken Swilling, Georgia Tech
- 8a FB Anthony McDowell, Texas Tech
- 8b QB Mike Pawlawski, California
- 9 traded to Minnesota for LB Jimmy Williams
- 10 LB Elijah Alexander, Kansas St.
- 11 RB Mazio Royster, USC
- 12 P Klaus Wilmsmeyer, Louisville

1993 (DRAFTED ALTERNATELY #6-5-8-7)

- 1 DE Eric Curry, Alabama
- 2 LB Demetrius DuBose, Notre Dame
- 3a WR Lamar Thomas, Miami
- 3b S John Lynch, Stanford
- 4a FB Rudy Harris, Clemson
- 4b WR Horace Copeland, Miami
- 5 awarded to Green Bay as compensation for RB Vince Workman
- 6 DE Chidi Ahanotu, California
- 7 WR Tyree Davis, Central Ark.
- 8a WR Darrick Branch, Hawaii
- 8b PK Daron Alcorn, Akron

1994 (DRAFTED ALTERNATELY #6-5-4)

- 1 QB Trent Dilfer, Fresno St.
- 2 RB Errict Rhett, Florida
- 3 TE Harold Bishop, Louisiana St.
- 4 traded to Dallas for S Thomas Everett
- 5 T Pete Pierson, Washington
- 6 LB Bernard Carter, East Carolina
- 7 C Jim Pyne, Virginia Tech

1995 (DRAFTED ALTERNATELY #7-6-5)

- 1a DT Warren Sapp, Miami
- 1b LB Derrick Brooks, Florida St.
- 2 S Melvin Johnson, Kentucky

- 3 traded to Philadelphia
- 4 CB Jerry Wilson, Southern
- 5 CB Clifton Abraham, Florida St.
- 6 LB Wardell Rouse, Clemson
- 7a G/T Stephen Ingram, Maryland
- 7b DE Jeffrey Rodgers, Texas A&M-Kingsville

1996 (DRAFTED ALTERNATELY #12-11-10-9-8-13)

- 1a DE Regan Upshaw, California
- 1b DT Marcus Jones, North Carolina
- 2 FB Mike Alstott, Purdue
- 3 CB Donnie Abraham, East Tennessee St.
- 4a T Jason Odom, Florida
- 4b S Eric Austin, Jackson St.
- 5 DT Jason Maniecki, Wisconsin
- 6 WR Nilo Silvan, Tennessee
- 7 CB Reggie Rusk, Kentucky

1997 (DRAFTED ALTERNATELY #8-7-6)

- 1a WR Warrick Dunn, Florida St.
- 1b WR Reidel Anthony, Florida
- 2 T Jerry Wunsch, Wisconsin
- 3a G Frank Middleton, Arizona
- 3b CB Ronde Barber, Virginia
- 4 LB Alshermund Singleton, Temple
- 5 TE Patrick Hape, Alabama
- 6a CB Al Harris, Texas A&M-Kingsville
- 6b WR Nigea Carter, Michigan St.
- 7 DT Anthony DeGrate, Stephen F. Austin

1998 (DRAFTED ALTERNATELY #23-22)

- 2a WR Jacquez Green, Florida
- 2b CB Brian Kelly, Southern California
- 3 LB Jamie Duncan, Vanderbilt
- 4 C/G Todd Washington, Virginia Tech
- 5 traded to NY Jets for FB Lorenzo Neal
- 6a DT James Cannida, Nevada-Reno
- 6b S Shevin Smith, Florida St.
- 7 DE Chance McCarty, Texas Christian

1999 (DRAFTED ALTERNATELY #15-19-18-17-18)

- 1 DT Anthony McFarland, Louisiana St.
- 2 QB Shaun Kelly, Tulane
- 3 K Martin Gramatica, Kansas State
- 4 S Dexter Jackson, Florida St.
- 5 DE John McLaughlin, California
- 6 FB Lamarr Glenn, Florida St.
- 7a G/T Robert Hunt, Virginia
- 7b RB Autry Denson, Notre Dame
- 7c WR Darnell McDonald, Kansas St.

2000 (DRAFTED ALTERNATELY #27-26)

- 1 traded to NY Jets for WR Keyshawn Johnson
- 2 G Cosey Coleman, Tennessee
- 3 LB Nate Webster, Miami
- 4 traded to Carolina
- 5 TE James Whalen, Kentucky
- 6 S David Gibson, USC
- 7 QB Joe Hamilton, Georgia Tech

2001 (DRAFTED ALTERNATELY #21-20-23-22)

- 1 T Kenyatta Walker, Florida
- 3 CB Dwight Smith, Akron
- 4 S John Howell, Colorado St.
- 5 G Russ Hochstein, Nebraska
- 6a FB Jameel Cook, Illinois
- 6b DE Ellis Wyms, Mississippi St.
- 7a TE Dauntae Finger, North Carolina
- 7b S Than Merrill, Yale
- 7c DE Joe Tafoya, Arizona

2002 (DRAFTED #21)

- 3 WR Marquise Walker, Michigan
- 4 RB Travis Stephens, Tennessee
- 5 S Jermaine Phillips, Georgia
- 6 DE John Stamper, South Carolina
- 7a CB Tim Wansley, Georgia
- 7b TE Tracey Wistrom, Nebraska
- 7c WR Aaron Lockett, Kansas St.
- 7d C Zack Quaccia, Stanford

Trade History

1976

- April 2** WR Willie McGee, LB Bruce Elia and a 1976 second-round pick to San Francisco for QB Steve Spurrier
- April 2** 1976 eighth-round pick to N.Y. Jets for LB Steve Reese
- April 2** 1976 third-round pick to Baltimore for CB Mike Washington
- April 8** 1976 fourth and fifth-round pick to L.A. Rams for LB Jim Peterson
- Sept. 7** 1976 fourth-round pick to Cincinnati for RB Charlie Davis

1977

- Jan. 21** 1977 fifth-round pick to Miami for LB Ray Nettles
- Jan. 21** G Johnny Miller to San Francisco for tenth-round pick (LB Aaron Ball)
- April 15** Two 1977 second-round picks to Chicago for QB Gary Huff
- May 2** S Cedric Brown to Oakland for 1977 sixth and ninth-round picks (sixth-round pick traded to Chicago for QB Gary Huff, WR Larry Mucker)
- Aug. 8** T Mike Current and future considerations to Miami for T Darryl Carlton
- Aug. 29** 1978 and 1979 sixth-round picks to Oakland for LB Rik Bonness
- Sept. 5** 1978 fourth-round pick to Oakland for T Jeff Winans
- Sept. 5** 1978 fifth-round pick to Miami for CB Jeris White
- Sept. 12** 1978 third-round pick to Oakland for G Dan Medlin
- Sept. 23** 1978 seventh-round pick to Atlanta for PK Allan Leavitt

1978

- April 14** TE Bob Moore and 1979 first-round pick to Chicago for DT Wally Chambers
- April 19** C Dan Ryczek to L.A. Rams for 1978 sixth-round pick (WR Elijah Marshall)
- April 24** 1978 first-round pick to Houston for TE Jimmie Giles, 1978 first and second-round picks and 1979 third and fifth-round picks (QB Doug Williams, G Brett Moritz, DE Reggie Lewis and QB Chuck Fusina)

- April 30** RB Anthony Davis to Houston for RB Don Hardeman
- May 3** 1978 tenth and 11th-round picks to Pittsburgh for DT Ernie Holmes
- May 11** 1979 fourth-round pick to Detroit for T Rockne Freitas
- July 6** DE Council Rudolph to Miami for 1979 eighth-round pick (DT Eugene Sanders)
- July 6** 1979 tenth-round pick to San Francisco for TE Jim Obradovich
- Sept. 11** 1981 third-round pick to L.A. Rams for G Greg Horton
- Sept. 12** 1980 and 1981 fifth-round picks to Oakland for QB Mike Rae
- Oct. 10** 1979 seventh-round pick to Washington for WR Frank Grant

1979

- April 24** 1979 eighth-round pick to New York Jets for C/G Darrell Austin
- May 1** NT Dave Pear to Oakland for 1979 second and third-round picks (G Greg Roberts and RB Rick Berns)
- May 30** 1980 sixth-round pick to Cincinnati for RB Tony Davis
- May 31** RB Charles White to San Diego for 1980 tenth-round pick (RB Brett Davis)
- Aug. 16** 1981 sixth-round pick to New Orleans for P Tom Blanchard

1980

- April 29** CB Jeris White to Washington for WR Danny Buggs and 1980 fourth-round pick (CB Larry Flowers)
- Aug. 6** 1981 seventh-round pick and fourth-round pick in 1982 to Dallas for DE Dave Stalls
- Aug. 25** RB Jimmy DuBose and 1982 second-round pick to Miami for RB Gary Davis and CB Norris Thomas

1981

- May 1** 1982 tenth-round pick to San Francisco for DT Ted Vincent
- Aug. 31** 1982 11th-round pick to Dallas for S Aaron Mitchell

1982

- Feb. 1 **LB David Lewis** to San Diego for 1982 third-round pick and 1984 fourth-round pick (**DE John Cannon**, '84 pick was traded to Denver for **QB Steve DeBerg**)
- March 9 **RB Ricky Bell** to San Diego for 1982 fourth-round pick (**RB Dave Barrett**)

1983

- April 26 1984 fourth-round pick for San Francisco's sixth-round pick in 1983 (**TE Gene Branton**)
- June 2 1984 first-round pick to Cincinnati for **QB Jack Thompson**
- July 18 **T Charley Hannah** to L.A. Raiders for **DE Dave Browning** and a 1984 fourth-round pick (**T Ron Heller**)
- Aug. 24 1984 fifth-round pick to Dallas for **LB Danny Spradlin**

1984

- April 17 1985 fifth-round pick to N.Y. Jets for **RB Scott Dierking**
- April 24 1984 fourth-round pick and 1985 second-round pick to Denver for **QB Steve DeBerg**
- May 21 **QB Jerry Golsteyn** to L.A. Raiders for **DB Irvin Phillips**
- July 24 1985 sixth-round pick to Cincinnati for **T Don Swafford**
- July 31 **G Ray Snell** to Pittsburgh for **G Steve Courson**
- Aug. 21 1986 seventh-round pick to Buffalo for **WR Perry Tuttle**
- Sept. 4 **DE Booker Reese** to L.A. Rams for 1985 12th-round pick (**LB Jim Melka**)

1985

- Aug. 1 1986 eighth-round pick to L.A. Raiders for **S Ivory Sully**
- Aug. 9 **C Jim Leonard** to San Francisco for 1986 12th-round pick (**RB Mike Crawford**)
- Aug. 13 1986 sixth-round pick to Denver for **DE Brison Manor**
- Aug. 30 1986 third-round pick to New Orleans for **S David Greenwood**
- Oct. 9 **LB Hugh Green** to Miami for 1986 first and second-round picks (**CB Rod Jones** and **LB Kevin Murphy**)

1986

- April 29 1987 fifth-round pick to New England for 1986 sixth-round pick (**S Kevin Walker**)
- May 19 1987 eighth-round pick to N.Y. Jets for **T Marvin Powell**
- Aug. 11 Rights to **QB Doug Williams** to Washington for 1987 fifth-round pick (**S Tony Mayes**)
- Aug. 13 **CB John Holt** to Indianapolis for 1987 eighth-round pick (**NT Stan Mataele**)
- Aug. 18 **LB Rick DiBernardo** to St. Louis for 1987 12th-round pick (**QB Mike Shula**)
- Aug. 20 **LB Andy Hawkins** to San Diego for 1987 sixth-round pick (**RB Steve Bartalo**)

1987

- Feb. 4 **G Sean Farrell** to New England for 1987 second-round pick (**RB Don Smith**)
- April 13 1987 sixth-round pick to Pittsburgh for **C Dan Turk**
- April 24 **QB Steve Young** to San Francisco for cash and 1987 second and fourth-round picks (**LB Winston Moss** and **WR Bruce Hill**)
- April 28 1988 fourth-round pick to New England for 1987 fifth-round pick (**LB Henry Rolling**)
- April 28 1987 second-round pick to Buffalo for 1987 second and fourth-round picks (**CB Ricky Reynolds** and **TE Ron Hall**)
- Sept. 1 1988 tenth-round pick to Pittsburgh for **S Rick Woods**
- Oct. 6 **G Mitch Grier** to N.Y. Jets for cash

1988

- April 7 **QB Steve DeBerg** to Kansas City for **S Mark Robinson** and 1988 fourth and eighth-round picks (**G John Bruhin** and **RB Anthony Simpson**)
- April 24 1988 second-round pick to Philadelphia for 1988 second and fourth-round picks. 1988 second-round pick obtained from Philadelphia to San Francisco for 1988 second and fourth-round picks (**DT Robert Goff**, **RB Lars Tate** and **P Monte Robbins**)
- April 29 1989 12th-round pick to Indianapolis for **QB Joe Ferguson**
- May 4 **T Ron Heller** to Seattle for 1989 sixth-round pick (**LB Derrick Little**) and **DE Randy Edwards**
- June 13 1989 seventh-round pick to Buffalo for **LB Eugene Marve**
- Aug. 26 1989 third-round pick to New England for **WR Stephen Starring**

1989

- April 24 1990 eighth-round pick to L.A. Rams for two 1989 11th-round picks and a 12th-round pick (**DE Willie Griffin**, **WR Herb Duncan** and **DB Terry Young**)
- Sept. 5 **DE Ron Holmes** to Denver for 1990 fourth-round pick (**C Tony Mayberry**)

1990

- April 21 1990 third-round pick and 1991 second-round pick to San Diego for **RB Gary Anderson**
- July 31 1992 first-round pick to Indianapolis for **QB Chris Chandler**
- Sept. 1 **CB Roderick Jones** to Cincinnati for **DE Jim Skow**
- Sept. 3 **DT Robert Goff** to New Orleans for 1991 tenth-round pick (**RB Hyland Hickson**)

1991

- April 22 **LB Winston Moss** to L.A. Raiders for 1991 third and fifth-round picks (**RB Robert Wilson** and **G Tim Ryan**)
- Aug. 27 **LB Ervin Randle** to Kansas City for 1992 fifth-round pick (**DT Santana Dotson**)
- Sept. 18 1992 fifth-round pick to New England for **LB Jesse Solomon**

HISTORY

1992

- Jan. 30** 1992 seventh-round pick to Denver for **WR Ricky Nattiel**
- Feb. 2** 1992 ninth-round pick to Minnesota for **LB Jimmy Williams**
- April 26** 1992 second-round pick to L.A. Raiders for 1992 second, third and seventh-round picks (**WR Courtney Hawkins** and **S Ken Swilling**)
- April 26** 1992 third-round pick obtained from Raiders to New Orleans for 1992 third and fifth-round picks (**TE Tyji Armstrong** and **CB Rogerick Green**)
- April 27** 1992 sixth-round pick to Cleveland for 1992 sixth and eighth-round picks (**LB James Malone** and **QB Mike Pawlawski**)
- June 19** **WR Stacey Simmons** to L.A. Raiders for past consideration
- Aug. 26** **LB Kevin Murphy** to San Diego for 1993 eighth-round pick (**WR Derrick Branch**)
- Aug. 26** 1993 eighth-round pick to Dallas for **CB Garry Lewis** and 1993 eighth-round pick (**PK Daron Alcorn**)
- Oct. 13** **DT Rueben Davis** to Phoenix for 1993 third-round pick (pick used in 1993 trade with San Diego)

1993

- April 25** 1993 third-round pick to San Diego for 1993 third and fourth-round picks (**S John Lynch** and **WR Horace Copeland**)
- June 1** **T Rick Trumbull** from Cleveland for past consideration

1994

- April 5** 1994 fourth-round pick to Dallas for **S Thomas Everett**
- Aug. 23** **CB Darren Anderson** to Kansas City for 1995 seventh-round pick (**DE Jeffrey Rodgers**)

1995

- April 22** **QB Craig Erickson** to Indianapolis for 1996 first-round pick (**DT Marcus Jones**)
- April 22** 1995 first and third-round picks to Philadelphia for 1995 first and two second-round picks (**DT Warren Sapp** and **S Melvin Johnson**)
- April 22** Two 1995 second-round picks to Dallas for 1995 first-round pick (**LB Derrick Brooks**)
- May 19** **TE Harold Bishop** to Cleveland for 1996 second-round pick (**RB Mike Alstott**)
- Aug. 27** **DT Marc Spindler** and **WR Charles Wilson** to N.Y. Jets for 1996 fourth-round pick (**T Jason Odom**)

1996

- April 20** 1996 second-round selection to San Diego for Chargers' 1997 first-round pick (**WR Reidel Anthony**)

1998

- Feb. 17** **RB Errict Rhett** to Baltimore for Ravens' 1999 third-round pick. The pick is later traded back to Baltimore on draft day for the Ravens' 1998 fourth-round pick which the Bucs used to select **C/G Todd Washington**
- Mar. 12** 1998 fifth-round draft pick to N.Y. Jets for **FB Lorenzo Neal**
- April 18** 1998 third-round draft pick to San Diego for Chargers' 2000 first-round pick
- April 19** **S Melvin Johnson** to Kansas City Chiefs for sixth-round 1999 draft pick

1999

- April 17** 1999 sixth-round draft pick to Baltimore for **QB Eric Zeier**.
- April 18** 1999 sixth-round draft pick to Jacksonville for Jaguars' sixth and seventh-round picks
- Oct. 19** **DE Regan Upshaw** to Jacksonville for undisclosed draft pick

2000

- April 12** 2000 first-round picks (13th, 27th overall) to N.Y. Jets for **WR Keyshawn Johnson**
- April 15** 2000 second-round pick and fourth-round pick to Carolina for second-round pick (**G Cosey Coleman**)

2001

- March 6** **QB Eric Zeier** to Atlanta for undisclosed draft pick
- April 21** 2001 first-round and second-round pick to Buffalo for 2001 first-round draft pick

2002

- April 23** **WR Jonathan Pittman** to the N.Y. Jets for **P David Leaverton**

Buccaneers In Free Agency

FREE AGENTS SIGNED

PLAYER	TEAM
1989 (6)	
LB Sam Anno	Minnesota
QB Kerwin Bell	Atlanta
CB Sherman Cocroft	Buffalo
WR Willie Drewrey	Houston
RB Sylvester Stamps	Atlanta
CB Sidney Johnson	Kansas City

1990 (5)

LB Adam Bob	N.Y. Jets
CB Evan Cooper	Atlanta
T Scott Dill	Phoenix
CB Eric Everett	Philadelphia
CB Rodney Rice	New England

1991 (4)

CB William Frizzell	Philadelphia
DE Marlon Jones	Cleveland
RB Jamie Lawson	New England
DE Derrell Robertson	Detroit

1992 (10)

LB Ed Brady	Cincinnati
LB Reggie Burnette	Green Bay
QB Steve DeBerg	Kansas City
T John Hunter	Atlanta
S Joe King	Cleveland
CB Sammy Lilly	L.A. Rams
CB Milton Mack	New Orleans
G Bruce Reimers	Cincinnati
P Dan Stryzinski	Pittsburgh
PK Ken Willis	Dallas

1993 (8)

S Barney Bussey	Cincinnati
S Jerry Gray	Houston
CB Martin Mayhew	Washington
T Anthony Munoz	Cincinnati
LB Hardy Nickerson	Pittsburgh
QB Mark Vlasic	Kansas City
LB Van Waiters	Minnesota
RB Vince Workman*	Green Bay

FREE AGENTS LOST

PLAYER	TEAM
1989 (8)	
RB Kerry Goode	Denver
RB Bobby Howard	Green Bay
LB Victor Jones	Detroit
TE Calvin Magee	Houston
RB Jeff Smith	Green Bay
C Kevin Thomas	Seattle
LB Jackie Walker	N.Y. Jets
LB Chris Washington	San Francisco

1990 (7)

CB Sherman Cocroft	Detroit
CB Donnie Elder	Miami
TE William Harris	Green Bay
G Mike Simmonds	San Diego
RB Don Smith	Buffalo
DE Rhondy Weston	Cleveland
RB James Wilder	Washington

1991 (7)

LB Sidney Coleman	Phoenix
RB Derrick Douglas	Green Bay
CB Odie Harris	Dallas
WR Frank Pillow	Detroit
DT Benji Roland	Atlanta
T Harry Swayne	San Diego
DT Willie Wyatt	Pittsburgh

1992 (10)

LB Sam Anno	San Diego
G John Bruhin	Philadelphia
QB Jeff Carlson	N.Y. Giants
PK Steve Christie	Buffalo
CB Alonzo Hampton	Cleveland
LB Eugene Marve	San Diego
NT Gerald Nichols	Miami
QB Pat O'Hara	San Diego
P Mark Royals	Pittsburgh
TE Ed Thomas	Buffalo

1993 (2)

QB Vinny Testaverde	Cleveland
WR Mark Carrier	Cleveland

1994 (6)

RB Reggie Cobb	Green Bay
LB Darrick Brownlow	Dallas
DT Rhett Hall	San Francisco
TE Ron Hall	Detroit
CB Ricky Reynolds	New England
DT Ray Seals	Pittsburgh

FREE AGENTS SIGNED

PLAYER TEAM

1994 (7)

CB	Charles Dimry	Denver
TE	Jackie Harris*	Green Bay
DE	Jeff Hunter	Miami
T	Tim Irwin	Minnesota
LB	Lonnie Marts	Kansas City
CB	Mike McGruder	San Francisco
CB	Tony Stargell	Indianapolis

1995 (6)

S	John Booty	N.Y. Giants
S	Kenneth Gant	Dallas
WR	Alvin Harper	Dallas
P	Reggie Roby	Washington
DT	Marc Spindler	Detroit
KR	Clarence Verdin	Atlanta

1996 (4)

T	Scott Adams	Chicago
CB	Tyrone Legette	New Orleans
CB	Jay Taylor	Kansas City
RB	LeRoy Thompson	Kansas City

1997 (1)

QB	Steve Walsh	St. Louis
----	-------------	-----------

1998 (2)

WR	Bert Emanuel**	Atlanta
T	Jason Mathews	Indianapolis

1999 (0)

None

2000 (2)

C	Jeff Christy	Minnesota
RB	Jerry Ellison	New England

2001 (2)

QB	Brad Johnson	Washington
DE	Simeon Rice	Arizona

2002 (5)

TE	Marco Battaglia	Washington
G	Kerry Jenkins	N.Y. Jets
WR	Joe Jurevicius	N.Y. Jets
RB	Michael Pittman	Arizona
DE	Greg Spires	Cleveland

FREE AGENTS LOST

PLAYER TEAM

1995 (5)

LB	Jeff Brady	Minnesota
S	Marty Carter	Chicago
S	Tony Covington	Seattle
P	Dan Stryzinski	Atlanta
KR	Vernon Turner	Carolina

1996 (7)

DT	Santana Dotson	Green Bay
CB	Mike McGruder	New England
G	Charles McRae	Oakland
QB	Todd Philcox	Jacksonville
G	Mike Sullivan	Chicago
DT	Mark Wheeler	New England
S	Curtis Buckley*	San Francisco

1997 (4)

G	Ian Beckles	Philadelphia
LB	Demetrius DuBose	N.Y. Jets
LB	Lonnie Marts	Houston
WR	Courtney Hawkins	Pittsburgh

1998 (4)

DE	Eric Curry	Green Bay
TE	Jackie Harris	Tennessee
P	Sean Landeta	Green Bay
LG	Jim Pyne	Detroit

1999 (0)

None

2000 (2)

QB	Trent Dilfer	Baltimore
LB	Hardy Nickerson	Jacksonville

2001 (5)

LB	Don Davis	St. Louis
TE	Patrick Hape	Denver
DT	Tyoka Jackson	St. Louis
G	Frank Middleton	Oakland
S	Damien Robinson	N.Y. Jets

2002 (8)

RB	Rabih Abdullah	Chicago
WR	Reidel Anthony	Washington
K	Doug Brien	Minnesota
DT	James Cannida	Indianapolis
LB	Jamie Duncan	St. Louis
RB	Warrick Dunn	Atlanta
WR	Jacquez Green	Washington
DE	Steve White	N.Y. Jets

* Restricted Free Agent

** Transition Player

Year-By-Year Leaders

RUSHING

YEAR	PLAYER	ATT.	YDS.	AVG.	LG	TD
1976	Louis Carter	171	521	3.0	26	1
1977	Ricky Bell	148	436	2.9	20	1
1978	Ricky Bell	185	679	3.7	56	6
1979	Ricky Bell	283	1,263	4.5	49	7
1980	Ricky Bell	174	599	3.4	40	2
1981	Jerry Eckwood	172	651	3.8	59	2
1982	James Wilder	83	324	3.9	47	3
1983	James Wilder	61	640	4.0	75t	4
1984	James Wilder	407	1,544	3.8	37	13
1985	James Wilder	365	1,300	3.6	28	10
1986	James Wilder	190	704	3.7	45t	2
1987	James Wilder	106	488	4.6	21	0
1988	Lars Tate	122	467	3.8	47t	7
1989	Lars Tate	167	589	3.5	48	8
1990	Gary Anderson	166	646	3.9	22	3
1991	Reggie Cobb	196	752	3.8	59t	7
1992	Reggie Cobb	310	1,171	3.8	25	9
1993	Reggie Cobb	221	658	3.0	16	3
1994	Errict Rhett	284	1,011	3.6	27	7
1995	Errict Rhett	332	1,207	3.6	21	11
1996	Errict Rhett	176	539	3.1	35	3
1997	Warrick Dunn	224	978	4.4	76	4
1998	Warrick Dunn	245	1,026	4.2	50	2
1999	Mike Alstott	242	949	3.9	30	7
2000	Warrick Dunn	248	1,133	4.6	70t	8
2001	Mike Alstott	165	680	4.1	39t	10

PASSING

YEAR	PLAYER	ATT.	COMP.	YDS.	PCT.	TD	INT.	RATING
1976	Steve Spurrier	311	156	1,628	50.2	7	12	57.1
1977	Gary Huff	138	67	889	48.6	3	13	37.0
1978	Doug Williams	194	73	1,170	37.6	7	8	53.5
1979	Doug Williams	387	166	2,448	41.8	18	24	52.6
1980	Doug Williams	521	254	3,396	48.8	20	16	69.7
1981	Doug Williams	471	238	3,563	50.5	19	14	76.5
1982	Doug Williams	307	164	2,071	53.4	9	11	69.4
1983	Jack Thompson	423	249	2,906	58.9	18	21	73.3
1984	Steve DeBerg	509	308	3,554	60.5	19	18	79.3
1985	Steve DeBerg	370	197	2,488	53.2	19	18	71.3
1986	Steve Young	363	195	2,382	53.7	8	13	65.5
1987	Steve DeBerg	275	159	1,891	57.8	14	7	85.3
1988	Vinny Testaverde	466	222	3,240	47.6	13	35	48.8
1989	Vinny Testaverde	480	258	3,133	53.8	20	22	68.9
1990	Vinny Testaverde	365	203	2,818	55.6	17	18	75.6
1991	Vinny Testaverde	326	166	1,994	50.9	8	15	59.0
1992	Vinny Testaverde	358	206	2,554	57.5	14	16	74.2
1993	Craig Erickson	457	233	3,054	51.0	18	21	66.4
1994	Craig Erickson	399	225	2,919	56.0	16	10	82.5
1995	Trent Dilfer	415	224	2,774	54.0	4	18	60.1
1996	Trent Dilfer	482	267	2,859	55.4	12	19	64.8
1997	Trent Dilfer	386	217	2,555	56.2	21	11	82.8
1998	Trent Dilfer	429	225	2,729	52.4	21	15	74.0
1999	Trent Dilfer	244	146	1,619	59.8	11	11	75.8
2000	Shaun King	428	233	2,769	54.4	18	13	75.8
2001	Brad Johnson	559	340	3,406	60.8	13	11	77.7

RECEIVING

YEAR	PLAYER	REC.	YDS.	AVG.	LG	TD
1976	Morris Owens	30	390	13.0	27	6
1977	Morris Owens	34	655	19.3	67t	3
1978	Morris Owens	32	640	20.0	66	5
1979	Jimmie Giles	40	579	14.5	66t	7
1980	Gordon Jones	48	669	13.9	41t	5
1981	Kevin House	56	1,176	21.0	84t	9
1982	James Wilder	53	466	8.8	32	1
1983	James Wilder	57	380	6.7	31	2
1984	James Wilder	85	685	8.1	50	0
1985	James Wilder	53	341	6.5	20	0

HISTORY

1986	Calvin Magee	45	564	12.5	45	5
1987	James Wilder	40	328	8.2	32	1
1988	Bruce Hill	58	1,040	17.9	42t	9
1989	Mark Carrier	86	1,422	16.5	78t	9
1990	Mark Carrier	49	813	16.6	68t	4
1991	Lawrence Dawsey	55	818	14.9	65t	3
1992	Lawrence Dawsey	60	776	12.9	41	1
1993	Courtney Hawkins	62	933	15.0	67	5
1994	Lawrence Dawsey	46	673	14.6	46	1
1995	Jackie Harris	62	751	12.1	33	1
1996	Mike Alstott	65	557	8.6	29	3
1997	Warrick Dunn	39	462	11.8	59t	3
1998	Reidel Anthony	51	708	13.9	79t	7
1999	Warrick Dunn	64	589	9.2	68	2
2000	Keyshawn Johnson	71	874	12.3	38	8
2001	Keyshawn Johnson	106	1,266	11.9	47	1

SCORING

YEAR	PLAYER	TD	PAT	FG	TP
1976	Morris Owens	6	0	0	36
1977	Allan Leavitt	0	5	5	20
1978	Neil O'Donoghue	0	25	13	64
1979	Neil O'Donoghue	0	30	11	63
1980	Garó Yepremian	0	31	16	79
1981	Bill Capece	0	30	15	75
1982	Bill Capece	0	14	18	68
1983	Bill Capece	0	23	10	53
1984	Obed Ariri	0	38	19	95
1985	Donald Igwebuike	0	30	22	96
1986	Donald Igwebuike	0	26	17	77
1987	Donald Igwebuike	0	24	14	66
1988	Donald Igwebuike	0	21	19	78
1989	Donald Igwebuike	0	33	22	99
1990	Steve Christie	0	27	23	96
1991	Steve Christie	0	22	15	67
1992	Reggie Cobb	9	0	0	54
1993	Michael Husted	0	27	16	75
1994	Michael Husted	0	20	23	89
1995	Michael Husted	0	25	19	82
1996	Michael Husted	0	18	25	93
1997	Michael Husted	0	32	13	71
1998	Michael Husted	0	29	21	92
1999	Martin Gramatica	0	25	27	106
2000	Martin Gramatica	0	42	28	126
2001	Martin Gramatica	0	28	23	97

KICKOFF RETURNS

YEAR	PLAYER	NO.	YDS.	AVG.	LG	TD
1976	Rod McNeill	17	384	22.6	43	0
1977	Isaac Hagins	21	493	23.5	41	0
1978	George Ragsdale	24	555	23.1	46	0
1979	George Ragsdale	34	675	19.9	30	0
1980	Gary Davis	44	951	21.6	54	0
1981	John Holt	11	274	24.9	40	0
1982	Michael Morton	21	361	17.2	26	0
1983	Michael Morton	30	689	23.0	50	0
1984	Michael Morton	38	835	22.0	43	0
1985	Phil Freeman	48	1,085	22.6	58	0
1986	Phil Freeman	31	582	18.8	33	0
1987	Bobby Futrell	31	609	19.6	40	0
1988	Donnie Elder	34	772	22.7	51	0
1989	Donnie Elder	40	685	17.1	30	0
1990	Danny Peebles	18	369	20.5	55	0
1991	Willie Drewrey	12	246	20.5	43	0
1992	Gary Anderson	29	564	19.4	39	0
1993	Charles Wilson	23	454	19.7	42	0
1994	Charles Wilson	10	251	25.1	41	0
1995	Bobby Joe Edmonds	58	1,147	19.8	44	0
1996	Karl Williams	14	383	27.4	63	0
1997	Reidel Anthony	25	592	23.7	51	0
1998	Reidel Anthony	46	1,118	24.3	60	0
1999	Reidel Anthony	21	434	20.7	39	0
2000	Aaron Stecker	29	663	22.9	48	0
2001	Frank Murphy	20	445	22.3	39	0

PUNT RETURNS

YEAR	PLAYER	NO.	YDS.	AVG.	LG	TD
1976	Danny Reece	20	143	7.2	30	0
1977	Danny Reece	31	276	8.9	36	0
1978	Danny Reece	44	393	8.9	50	0
1979	Danny Reece	70	431	6.2	17	0
1980	Danny Reece	57	313	5.5	19	0
1981	Theo Bell	27	132	4.9	13	0
1982	John Holt	16	81	5.1	22	0
1983	Andre Tyler	27	208	7.7	16	0
1984	Leon Bright	23	173	7.5	21	0
1985	Leon Bright	12	124	10.3	29	0
1986	Bobby Futrell	14	67	4.8	12	0
1987	Bobby Futrell	24	213	8.9	22	0
1988	Bobby Futrell	27	283	10.5	40	0
1989	Willie Drewrey	20	220	11.0	55	0
1990	Willie Drewrey	23	184	8.0	16	0
1991	Willie Drewrey	38	360	9.5	33	0
1992	Courtney Hawkins	13	53	4.1	17	0
1993	Courtney Hawkins	15	166	11.1	35	0
1994	Vernon Turner	21	218	10.4	80t	1
1995	Bobby Joe Edmonds	29	293	10.1	45	0
1996	Karl Williams	13	274	21.1	88t	1
1997	Karl Williams	46	597	13.0	63	1
1998	Jacquez Green	30	453	15.1	95t	1
1999	Jacquez Green	23	204	8.9	31	0
2000	Karl Williams	31	286	9.2	73t	1
2001	Karl Williams	35	366	10.5	84t	1

INTERCEPTIONS

YEAR	PLAYER	NO.	YDS.	AVG.	LG	TD
1976	Mark Cotney	3	25	8.3	25	0
1977	Mike Washington	5	71	14.2	45t	1
1978	Cedric Brown	6	110	18.3	29	0
1979	Cedric Brown	3	79	26.3	72	0
	Mike Washington	3	64	21.3	49t	1
	Jeris White	3	39	13.0	39	0
1980	Mike Washington	4	30	7.5	16	0
1981	Cedric Brown	9	215	23.9	81t	2
1982	Neal Colzie	3	64	21.3	51	0
	Cedric Brown	3	31	10.3	24	0
	Mike Washington	3	13	4.3	13	0
1983	Beasley Reece	6	70	11.7	29	0
1984	Mark Cotney	5	123	24.6	26	0
1985	Jeremiah Castille	7	49	7.0	20	0
1986	Vito McKeever	3	12	4.0	10	0
1987	Paul Tripoli	3	17	5.7	15t	1
1988	Harry Hamilton	6	123	20.5	58	0
1989	Harry Hamilton	6	70	11.7	30	0
	Mark Robinson	6	44	7.3	16	0
1990	Wayne Haddix	7	231	33.0	65t	3
1991	Tony Covington	3	21	7.0	18	0
1992	Darrell Fullington	3	25	8.3	16	0
	Marty Carter	3	1	0.3	1	0
	Milton Mack	3	0	0.0	0	0
1993	Joe King	3	29	9.7	28	0
1994	Hardy Nickerson	2	9	4.5	10	0
	Martin Mayhew	2	4	2.0	4	0
1995	Martin Mayhew	5	81	16.2	40	0
1996	Donnie Abraham	5	27	5.4	21	0
1997	Donnie Abraham	5	16	3.2	16	0
1998	Charles Mincy	4	58	14.5	22t	1
1999	Donnie Abraham	7	115	16.4	55t	2
2000	Donnie Abraham	7	82	11.7	23	0
2001	Ronde Barber	10	86	8.6	36t	1

Tackle/Sack Leaders

1976	Tackles: Sacks:	LB Richard Wood 96, DT Dave Pear 91, S Ken Stone 72 DE Council Rudolph, DE Lee Roy Selmon 5
1977	Tackles: Sacks:	LB Dewey Selmon 167, LB Richard Wood 141, S Cedric Brown 116 DE Lee Roy Selmon 13
1978	Tackles: Sacks:	LB Richard Wood 168, LB Dewey Selmon 158, DT Dave Pear 127 DE Lee Roy Selmon 11
1979	Tackles: Sacks:	LB Richard Wood 158, LB Dewey Selmon 125, DE Lee Roy Selmon 117 DE Lee Roy Selmon 11
1980	Tackles: Sacks:	LB Richard Wood 114, S Mark Cotney 105, LB David Lewis 101 DE Lee Roy Selmon 9
1981	Tackles: Sacks:	LB Cecil Johnson 174, LB Hugh Green 151, LB Richard Wood 140 DE Lee Roy Selmon 6.5
1982	Tackles: Sacks:	LB Hugh Green 71, LB Cecil Johnson 70, LB Scot Brantley 62 DE Dave Stalls 6.5
1983	Tackles: Sacks:	LB Hugh Green 138, LB Jeff Davis 137, LB Scot Brantley 134 DE Lee Roy Selmon 11
1984	Tackles: Sacks:	LB Jeff Davis 165, DT David Logan 106, LB Scot Brantley 105 DE Lee Roy Selmon 8
1985	Tackles: Sacks:	LB Jeff Davis 132, LB Chris Washington 102, S Ivory Sully 98 DT David Logan 6.5
1986	Tackles: Sacks:	LB Jeff Davis 136, LB Scot Brantley 127, LB Chris Washington 94 LB Keith Browner, LB Chris Washington 4
1987	Tackles: Sacks:	LB Ervin Randle 108, LB Jeff Davis 70, CB Ricky Reynolds 70 DE Ron Holmes 8
1988	Tackles: Sacks:	LB Eugene Marve 121, S Harry Hamilton 107, LB Kevin Murphy 75 DE Ron Holmes 4
1989	Tackles: Sacks:	LB Ervin Randle 114, LB Eugene Marve 106, S Mark Robinson 104 LB Kevin Murphy 6
1990	Tackles: Sacks:	S Harry Hamilton 119, S Mark Robinson 115, LB Eugene Marve 111 LB Broderick Thomas 7.5
1991	Tackles: Sacks:	LB Broderick Thomas 174, LB Jesse Solomon 128, S Tony Covington 84 LB Broderick Thomas 11
1992	Tackles: Sacks:	S Marty Carter 118, LB Jimmy Williams 115, LB Broderick Thomas 113 DT Santana Dotson 10
1993	Tackles: Sacks:	LB Hardy Nickerson 214, S Marty Carter 130, CB Martin Mayhew 76 DE Ray Seals 8.5
1994	Tackles: Sacks:	LB Hardy Nickerson 122, S Marty Carter 93, S Barney Bussey 72 DT Brad Culpepper 4
1995	Tackles: Sacks:	LB Hardy Nickerson 143, LB Derrick Brooks 79, CB Charles Dimry 77 DT Santana Dotson 5
1996	Tackles: Sacks:	LB Derrick Brooks 133, LB Hardy Nickerson 120, S John Lynch 103 DT Warren Sapp 9
1997	Tackles: Sacks:	LB Hardy Nickerson 194, LB Derrick Brooks 182, S John Lynch 154 DT Warren Sapp 10.5
1998	Tackles: Sacks:	LB Derrick Brooks 189, S John Lynch 107, S Charles Mincy 95 DT Brad Culpepper 9
1999	Tackles: Sacks:	LB Derrick Brooks 180, LB Hardy Nickerson 141, S John Lynch 128 DT Warren Sapp 12.5
2000	Tackles: Sacks:	LB Derrick Brooks 179, S John Lynch 110, S Damien Robinson 104 DT Warren Sapp 16.5
2001	Tackles: Sacks:	LB Derrick Brooks 165, LB Jamie Duncan 130, S John Lynch 105, DE Simeon Rice 11

Year-By-Year Records

YEAR	REGULAR SEASON				DIV. RANK	POSTSEASON			HEAD COACH	CUM. REC. W/BUCS	
	W	L	T	PCT.		W	L	T		REG.	POST.
1976	0	14	0	.000	#5th	-	-	-	John McKay	(0-14)	
1977	2	12	0	.143	5th	-	-	-	John McKay	(2-26)	
1978	5	11	0	.313	5th	-	-	-	John McKay	(7-37)	
1979	10	6	0	.625	1st	1	1	0	John McKay	(17-43)	(1-1)
1980	5	10	1	.344	t-4th	-	-	-	John McKay	(22-53)	
1981	9	7	0	.563	1st	0	1	0	John McKay	(31-60)	(1-2)
1982	5	4	0	.556	t-2nd	0	1	0	John McKay	(35-64)	(1-3)
1983	2	14	0	.125	5th	-	-	-	John McKay	(37-78)	
1984	6	10	0	.375	3rd	-	-	-	John McKay	(43-88)	
1985	2	14	0	.125	5th	-	-	-	Leeman Bennett	(2-14)	
1986	2	14	0	.125	5th	-	-	-	Leeman Bennett	(4-28)	
1987	4	11	0	.267	t-4th	-	-	-	Ray Perkins	(4-11)	
1988	5	11	0	.313	3rd	-	-	-	Ray Perkins	(9-22)	
1989	5	11	0	.313	5th	-	-	-	Ray Perkins	(14-33)	
1990	6	10	0	.375	t-2nd	-	-	-	Ray Perkins *	(19-41)	
									Richard Williamson *	(1-2)	
1991	3	13	0	.188	5th	-	-	-	Richard Williamson	(4-15)	
1992	5	11	0	.313	t-3rd	-	-	-	Sam Wyche	(5-11)	
1993	5	11	0	.313	5th	-	-	-	Sam Wyche	(10-22)	
1994	6	10	0	.375	5th	-	-	-	Sam Wyche	(16-32)	
1995	7	9	0	.438	5th	-	-	-	Sam Wyche	(23-41)	
1996	6	10	0	.375	4th	-	-	-	Tony Dungy	(6-10)	
1997	10	6	0	.625	2nd	1	1	0	Tony Dungy	(16-16)	(1-1)
1998	8	8	0	.500	3rd	-	-	-	Tony Dungy	(24-24)	
1999	11	5	0	.688	1st	1	1	0	Tony Dungy	(35-29)	(2-2)
2000	10	6	0	.625	2nd	0	1	0	Tony Dungy	(45-35)	(2-3)
2001	9	7	0	.563	3rd	0	1	0	Tony Dungy	(54-42)	(2-4)
	148	255	1	.366		3	7	0			

Tampa Bay was in the AFC West in 1976 only.

* Ray Perkins coached the first 13 games of 1990, Richard Williamson coached the last three games of 1990.

Home/Away Records

YEAR	HOME RECORD				YEAR	ROAD RECORD			
	W	L	T	PCT.		W	L	T	PCT.
1976	0	7	0	.000	1976	0	7	0	.000
1977	1	6	0	.143	1977	1	6	0	.143
1978	3	5	0	.375	1978	2	6	0	.250
1979	5	3	0	.625	1979	5	3	0	.625
1980	2	5	1	.313	1980	3	5	0	.375
1981	6	2	0	.750	1981	3	5	0	.375
1982	4	1	0	.800	1982	1	3	0	.250
1983	1	7	0	.125	1983	1	7	0	.125
1984	6	2	0	.750	1984	0	8	0	.000
1985	2	6	0	.250	1985	0	8	0	.000
1986	1	7	0	.125	1986	1	7	0	.125
1987	2	5	0	.286	1987	2	6	0	.250
1988	3	5	0	.375	1988	2	6	0	.250
1989	2	6	0	.250	1989	3	5	0	.375
1990	4	4	0	.500	1990	2	6	0	.250
1991	3	5	0	.375	1991	0	8	0	.000
1992	3	5	0	.375	1992	2	6	0	.250
1993	3	5	0	.375	1993	2	6	0	.250
1994	4	4	0	.500	1994	2	6	0	.250
1995	5	3	0	.625	1995	2	6	0	.250
1996	5	3	0	.625	1996	1	7	0	.125
1997	5	3	0	.625	1997	5	3	0	.625
1998	6	2	0	.750	1998	2	6	0	.250
1999	7	1	0	.875	1999	4	4	0	.500
2000	6	2	0	.750	2000	4	4	0	.500
2001	5	3	0	.600	2001	4	4	0	.500
	94	107	1	.465		54	148	0	.267

Year-By-Year Offense (REGULAR SEASON)

YEAR	TOTAL PLAYS	FIRST DOWNS	RUSH YARDS	NET PASS YARDS	TOTAL YARDS	TOTAL POINTS
1976	859	191	1,503	1,503	3,006	125
1977	834	168	1,424	1,269	2,693	103
1978	962	238	2,098	1,703	3,800	241
1979	1,055	267	2,437	2,612	5,049	273
1980	1,031	281	1,839	3,220	5,059	271
1981	950	269	1,731	3,429	5,160	315
1982	587	163	952	1,943	2,895	158
1983	1,005	248	1,353	3,124	4,477	241
1984	1,091	344	1,776	3,545	5,321	335
1985	982	291	1,644	3,122	4,766	294
1986	970	273	1,863	2,498	4,361	239
1987	954	263	1,365	3,016	4,381	286
1988	998	295	1,753	3,308	5,061	261
1989	1,025	288	1,570	3,335	4,842	320
1990	911	238	1,626	2,849	4,475	264
1991	922	249	1,429	2,572	4,001	199
1992	994	281	1,706	3,065	4,771	267
1993	949	241	1,290	3,021	4,311	237
1994	951	276	1,489	3,265	4,754	251
1995	961	283	1,587	2,955	4,542	238
1996	996	260	1,589	2,727	4,316	221
1997	915	249	1,934	2,442	4,376	299
1998	1,000	262	2,148	2,606	4,754	314
1999	991	245	1,776	2,478	4,254	270
2000	961	275	2,066	2,583	4,649	388
2001	1,046	298	1,371	3,323	4,694	324

Bold Face Denotes Club Record 1976-77—14 games; 1978-81—16 games; 1982—9 games; 1983-86—16 games; 1987—15 games; 1988-01—16 games

Year-By-Year Defense (REGULAR SEASON)

YEAR	TOTAL PLAYS	FIRST DOWNS	RUSH YARDS	NET PASS YARDS	TOTAL YARDS	TOTAL POINTS
1976	933	283	2,560	2,241	4,801	412
1977	948	241	2,031	1,895	3,926	223
1978	1,047	256	2,049	2,279	4,328	259
1979	1,015	247	1,873	2,076	3,949	237
1980	1,088	313	2,101	3,304	5,405	341
1981	1,115	320	2,172	3,140	5,312	268
1982	564	159	1,058	1,384	2,442	178
1983	1,093	320	2,082	3,315	5,397	380
1984	1,033	311	2,233	3,241	5,474	380
1985	1,087	351	2,430	3,678	6,108	448
1986	1,061	362	2,648	3,685	6,333	473
1987	996	314	2,038	2,949	4,987	360
1988	1,025	293	1,551	3,604	5,155	350
1989	1,027	317	2,023	3,437	5,460	419
1990	1,001	313	2,223	3,256	5,479	367
1991	989	295	2,107	2,872	4,979	365
1992	985	296	1,675	3,510	5,185	365
1993	1,011	280	1,994	3,252	5,246	376
1994	986	298	1,964	3,372	5,336	351
1995	1,031	336	1,754	3,958	5,712	335
1996	976	296	1,889	2,925	4,814	293
1997	981	265	1,617	3,011	4,628	263
1998	925	244	1,583	2,762	4,345	295
1999	977	228	1,407	2,873	4,280	235
2000	1,047	283	1,648	3,152	4,800	269
2001	950	262	1,702	2,951	4,653	280

Bold Face Denotes Club Record 1976-77—14 games; 1978-81—16 games; 1982—9 games; 1983-86—16 games; 1987—15 games; 1988-01—16 games

Year-By-Year NFL Yardage Rankings

YEAR	OVERALL	OFFENSE			OVERALL	DEFENSE		
		RUSH	PASS	PASS		RUSH	PASS	
1976	28 (214.7)	26 (107.4)	25 (107.4)	24 (342.9)	24 (182.9)	19 (160.1)		
1977	28 (192.4)	28 (101.7)	28 (90.6)	13 (280.4)	17 (145.1)	11 (135.3)		
1978	28 (237.5)	19 (131.1)	28 (106.4)	4 (270.5)	7 (128.1)	4 (142.4)		
1979	14 (315.6)	8 (152.3)	18 (163.3)	1 (246.8)	7 (117.1)	1 (129.8)		
1980	15 (316.2)	21 (114.9)	10 (201.3)	20 (337.8)	19 (131.3)	18 (206.5)		
1981	18 (322.5)	24 (108.2)	11 (214.3)	13 (332.0)	22 (135.8)	12 (196.3)		
1982	13 (321.7)	19 (105.8)	6 (215.9)	3 (271.3)	18 (117.6)	4 (153.8)		
1983	28 (279.8)	27 (84.6)	15 (195.3)	16 (337.3)	15 (130.1)	19 (207.2)		
1984	10 (332.6)	19 (111.0)	8 (221.6)	20 (342.1)	25 (139.6)	13 (202.6)		
1985	23 (297.9)	21t (102.8)	17 (195.1)	26 (381.8)	25 (151.9)	25 (229.9)		
1986	27 (272.6)	12 (116.4)	27 (156.1)	28 (395.8)	28 (165.5)	24 (230.3)		
1987	27 (292.1)	26 (91.0)	15 (201.1)	16 (332.5)	21 (135.9)	11 (196.6)		
1988	17 (316.3)	21 (109.6)	12 (206.8)	13 (322.2)	2 (96.9)	26 (225.3)		
1989	22 (302.6)	23 (94.2)	14 (208.4)	17 (341.3)	21 (126.4)	14 (214.8)		
1990	24 (279.7)	19 (101.6)	17 (178.1)	24 (342.4)	25 (138.9)	18 (203.5)		
1991	26 (250.1)	19 (89.3)	28 (160.8)	11 (311.2)	25 (131.7)	5 (179.5)		
1992	16 (298.2)	14 (106.6)	15 (191.6)	25 (324.1)	11 (104.7)	28 (219.4)		
1993	25 (269.4)	27 (80.6)	20 (188.8)	22 (327.9)	23 (124.6)	18 (203.3)		
1994	20 (297.1)	22 (93.1)	17 (204.1)	21 (333.5)	26 (122.8)	11 (210.8)		
1995	27 (283.9)	19 (99.2)	26 (184.7)	27 (357.0)	15 (109.6)	26 (247.4)		
1996	28 (269.8)	22 (99.3)	29 (170.4)	11 (300.9)	22 (118.1)	4 (182.8)		
1997	29 (273.5)	11 (120.9)	30 (152.6)	3 (289.1)	6 (101.1)	10 (188.0)		
1998	22 (297.1)	4 (134.3)	27 (162.9)	2 (271.6)	8 (98.9)	2 (172.6)		
1999	28 (265.9)	15 (111.0)	30 (154.9)	3 (267.5)	5 (87.9)	2 (179.6)		
2000	21 (290.6)	9 (129.1)	26 (161.4)	9 (300.0)	9 (103.0)	13 (197.0)		
2001	26 (293.4)	30 (85.7)	15 (207.7)	6 (290.8)	12 (106.4)	5 (184.4)		

Year-By-Year NFL 3rd & 4th Down Percentages

YEAR	BUCCANEERS						OPPONENTS					
	THIRD DOWN			FOURTH DOWN*			THIRD DOWN			FOURTH DOWN*		
	MADE	ATT.	PCT.	MADE	ATT.	PCT.	MADE	ATT.	PCT.	MADE	ATT.	PCT.
1976	51	206	24.8	-	-	-	88	206	42.7	-	-	-
1977	56	229	24.5	-	-	-	87	232	37.5	-	-	-
1978	72	233	30.9	-	-	-	90	264	34.1	-	-	-
1979	92	264	34.8	-	-	-	79	247	32.0	-	-	-
1980	99	241	41.1	-	-	-	110	250	44.0	-	-	-
1981	63	195	32.3	-	-	-	93	238	39.1	-	-	-
1982	48	126	38.1	8	9	88.9	47	122	38.5	7	9	77.8
1983	73	225	32.4	11	20	55.0	89	229	38.9	9	14	64.3
1984	94	219	42.9	7	17	41.2	93	212	43.9	7	16	43.8
1985	76	209	36.4	11	18	61.1	88	212	41.5	4	7	57.1
1986	59	193	30.6	8	19	42.1	90	193	46.6	6	10	60.0
1987	83	215	38.6	3	6	50.0	90	200	45.0	6	9	66.7
1988	72	202	35.6	2	11	18.2	101	227	44.5	6	9	66.7
1989	95	230	41.3	7	13	53.8	87	208	41.8	10	17	58.8
1990	76	204	37.3	9	19	47.4	93	205	45.4	7	13	53.8
1991	60	190	31.6	7	14	50.0	79	209	37.8	6	13	46.2
1992	78	210	37.1	8	21	38.1	92	212	43.4	7	12	58.3
1993	74	213	34.7	3	12	25.0	85	224	37.9	5	16	31.3
1994	73	199	36.7	6	15	40.0	94	214	43.9	4	12	33.3
1995	68	195	34.9	7	13	53.8	93	211	44.1	4	7	57.1
1996	89	225	39.6	9	24	37.5	87	214	40.7	10	13	76.9
1997	79	204	38.7	5	14	35.7	75	220	34.1	11	17	64.7
1998	93	230	40.4	6	14	42.9	64	202	31.7	3	14	21.4
1999	81	230	35.2	7	15	46.7	75	232	32.3	4	13	30.8
2000	66	198	33.3	5	12	41.7	74	225	32.9	12	20	60.0
2001	80	228	35.1	11	17	64.7	78	216	36.1	4	13	30.8
	1,950	5,306	36.8	140	303	46.2	2,221	5,624	39.5	139	254	54.7

* Fourth down statistics were not compiled by the NFL until 1982 season.

Year-By-Year Scoring

BUCCANEERS

YEAR	TD	TDR	TDP	TDRT	PAT	2-PT. *	FG	S	PTS.
1976	15	5	9	1	11-15	-	8-18	0	125
1977	11	4	3	4	10-11	-	9-17	0	103
1978	29	16	12	1	25-29	-	14-24	0	241
1979	35	13	19	3	30-35	-	11-19	0	273
1980	32	9	20	3	31-32	-	16-23	0	271
1981	38	13	20	5	36-38	-	17-28	0	315
1982	15	6	9	0	14-15	-	18-23	0	158
1983	31	9	18	4	25-31	-	10-24	0	241
1984	40	17	22	1	38-40	-	19-26	0	335
1985	33	11	22	0	30-33	-	22-32	0	294
1986	27	12	13	2	26-27	-	17-24	0	239
1987	33	7	22	4	31-33	-	19-24	0	286
1988	28	11	16	1	28-28	-	21-30	1	261
1989	36	10	23	3	34-36	-	22-28	2	320
1990	28	7	18	3	27-28	-	23-27	0	264
1991	22	9	13	0	22-22	-	15-20	0	199
1992	33	12	17	4	33-33	-	12-22	0	267
1993	27	6	19	2	27-27	-	16-22	0	237
1994	26	8	17	1	20-20	36	23-35	0	251
1995	26	19	5	2	25-25	0-1	19-26	0	238
1996	21	8	12	1	18-19	1-2	25-32	0	221
1997	38	15	21	2	32-35	0-3	13-17	0	299
1998	36	12	21	3	29-30	3-6	21-28	0	314
1999	27	7	18	2	25-25	0-2	27-32	1	270
2000	43	18	18	7	42-42	1-1	28-34	1	388
2001	34	17	13	4	30-30	3-4	28-35	0	324
	764	281	420	63	699-739	11-25	473-670	5	6,734

* Two-point conversion introduced in 1994.

OPPONENTS

YEAR	TD	TDR	TDP	TDRT	PAT	2-PT. *	FG	S	PTS.
1976	50	23	19	8	48-50	-	20-32	2	412
1977	26	13	10	3	23-26	-	14-25	1	223
1978	27	12	13	2	23-27	-	24-31	1	259
1979	28	13	14	1	25-28	-	14-24	1	237
1980	40	20	17	3	39-40	-	20-33	1	341
1981	27	16	10	1	27-27	-	25-33	2	268
1982	21	9	10	2	16-21	-	12-17	0	178
1983	42	19	15	8	40-42	-	28-34	2	380
1984	47	27	20	0	44-46	-	18-27	0	380
1985	50	28	18	4	50-50	-	32-42	1	448
1986	59	31	23	5	56-58	-	21-30	0	473
1987	44	18	23	3	42-44	-	18-30	0	360
1988	42	21	19	2	42-42	-	18-30	1	350
1989	51	18	29	4	51-51	-	20-24	1	419
1990	45	20	22	3	43-45	-	18-27	0	367
1991	41	21	15	5	40-41	-	25-35	2	365
1992	43	15	25	3	43-43	-	20-30	2	365
1993	40	15	22	3	38-40	-	32-35	1	376
1994	40	13	25	2	38-38	2-2	23-26	0	351
1995	35	14	19	2	30-31	1-4	31-40	0	335
1996	34	13	17	4	32-32	0-2	19-27	0	293
1997	29	10	13	6	25-25	4-4	18-29	1	263
1998	31	12	15	4	29-29	0-2	26-30	1	295
1999	23	8	11	4	23-23	0-0	24-31	1	235
2000	29	12	15	2	25-25	2-4	22-32	0	269
2001	29	8	20	1	25-25	3-4	25-29	0	280
	973	429	459	85	917-949	12-22	567-783	21	8,522

* Two-point conversion introduced in 1994.

Year-By-Year Turnover Differential

YEAR	TAKEAWAYS				GIVEAWAYS				TO DIFF
	INT	FUM	FUM LOST	TOTAL TO	INT	FUM	FUM LOST	TOTAL TO	
1976	9	33	19	28	20	30	17	37	-9
1977	23	34	18	41	30	30	16	46	-5
1978	29	32	14	43	18	35	20	38	+5
1979	14	45	24	38	26	25	15	41	-3
1980	15	32	13	28	17	28	21	38	-10
1981	32	32	14	46	14	27	14	28	+18
1982	11	15	10	21	11	28	12	23	-2
1983	23	43	18	41	24	39	13	37	+4
1984	18	27	14	32	23	36	20	43	-11
1985	18	37	22	40	26	37	22	48	-8
1986	13	39	19	32	25	36	17	42	-10
1987	16	42	20	36	17	35	14	31	+5
1988	21	29	12	33	36	27	16	52	-19
1989	21	30	18	39	28	21	9	37	+2
1990	25	33	17	42	24	38	19	43	-1
1991	11	27	16	27	29	30	18	47	-20
1992	20	19	12	32	20	19	9	29	+3
1993	9	27	13	22	25	28	11	36	-14
1994	9	21	12	21	16	18	7	23	-2
1995	14	26	16	30	20	25	14	34	-4
1996	17	31	12	29	20	28	14	34	-5
1997	13	21	12	25	12	31	11	23	+2
1998	12	28	14	26	18	23	13	31	-5
1999	21	23	10	31	16	25	19	35	-4
2000	25	26	16	41	13	16	11	24	+17
2001	28	22	11	39	12	20	10	22	+17
	467	774	396	863	540	700	382	922	-59

Franchise Milestones

Team

First Game	July 31, 1976	L.A. RAMS 26, Tampa Bay 3
First Regular Season Game	September 12, 1976	HOUSTON 20, Tampa Bay 0
First Victory	August 14, 1976	Tampa Bay 17, Atlanta 3 (at Jacksonville)
First Regular Season Victory	December 11, 1977	Tampa Bay 33, NEW ORLEANS 14
First Regular Season Home Victory	December 18, 1977	TAMPA BAY 17, St. Louis 7
50th Regular Season Game	October 7, 1979	N.Y. GIANTS 17, Tampa Bay 14
50th Regular Season Victory	October 18, 1987	TAMPA BAY 20, Minnesota 10
100th Regular Season Game	December 26, 1982	TAMPA BAY 23, Detroit 21
100th Regular Season Victory	December 22, 1996	TAMPA BAY 34, Chicago 19
150th Regular Season Game	September 7, 1986	San Francisco 31, TAMPA BAY 7
200th Regular Season Game	October 1, 1989	MINNESOTA 17, Tampa Bay 3
250th Regular Season Game	October 18, 1992	CHICAGO 31, Tampa Bay 14
300th Regular Season Game	October 22, 1995	Atlanta 24, TAMPA BAY 21
350th Regular Season Game	November 15, 1998	JACKSONVILLE 29, Tampa Bay 24
400th Regular Season Game	December 9, 2001	TAMPA BAY 15, Detroit 12

Individual

First Points	July 31, 1976	Pete Rajecki, 51 FG at L.A. Rams
First Regular Season Points	September 26, 1976	Dave Green, 39 FG vs. Buffalo
First Touchdown	August 7, 1976	Vince Kendrick 1 run at Green Bay
First Regular Season Touchdown	October 3, 1976	Danny Reece 44 fumble return at Baltimore
First Regular Season Offensive TD	October 3, 1976	Charlie Davis 1 run at Baltimore
First Regular Season Punt Return TD	October 2, 1994	Vernon Turner 80 punt return vs. Detroit
100th Regular Season Touchdown	October 12, 1980	Doug Williams 5 run vs. Green Bay
200th Regular Season Touchdown	December 4, 1983	Theo Bell 9 reception at San Francisco
300th Regular Season Touchdown	November 23, 1986	Pat Franklin 2 reception vs. Detroit
400th Regular Season Touchdown	December 10, 1989	Ron Hall 24 pass at Houston
500th Regular Season Touchdown	November 14, 1993	Vince Workman 18 reception vs. San Francisco
600th Regular Season Touchdown	September 28, 1997	Reidel Anthony 8 reception vs. Arizona
700th Regular Season Touchdown	September 24, 2000	Dave Moore 3 reception vs. N.Y. Jets

HISTORY

Records By Date

AUGUST				NOVEMBER			
WIN	LOSS	TIE		WIN	LOSS	TIE	
31	0	0		1	0	0	
SEPTEMBER				DECEMBER			
WIN	LOSS	TIE		WIN	LOSS	TIE	
1	2	0		1	3	0	
2	0	0		2	3	0	
3	0	0		3	0	0	
4	3	0		4	0	0	
5	1	0		5	1	0	
6	1	0		6	1	0	
7	2	0		7	1	0	
8	0	3		8	0	4	
9	3	2		9	1	2	
10	2	1		10	3	0	
11	3	1		11	3	1	
12	0	4		12	1	3	
13	2	2		13	1	3	
14	1	1		14	1	2	
15	0	3		15	1	3	
16	2	1		16	1	2	
17	2	2		17	1	2	
18	0	4		18	1	3	
19	1	2		19	3	1	
20	1	3		20	0	4	
21	2	1		21	2	2	
22	0	3		22	1	3	
23	2	1		23	0	3	
24	3	2		24	2	1	
25	0	3		25	0	3	
26	1	2		26	3	2	
27	2	0		27	2	2	
28	1	3		28	1	2	
29	0	3		29	3	2	
30	3	1		30	2	1	
OCTOBER				JANUARY			
WIN	LOSS	TIE		WIN	LOSS	TIE	
1	3	0		1	0	0	
2	2	0		2	2	1	
3	2	0		3	1	3	
4	3	0		4	2	2	
5	0	2		5	1	2	
6	1	2		6	2	2	
7	2	0		7	1	3	
8	3	0		8	1	2	
9	0	5		9	2	1	
10	0	3		10	2	2	
11	1	1		11	2	1	
12	0	2		12	2	3	
13	1	1		13	1	3	
14	1	3		14	0	4	
15	1	2		15	0	2	
16	0	3		16	3	1	
17	0	3		17	0	3	
18	2	1		18	4	1	
19	0	3		19	2	4	
20	0	3		20	0	2	
21	1	3		21	1	1	
22	1	2		22	2	1	
23	0	4		23	1	2	
24	1	2		24	0	3	
25	0	4		25	0	0	
26	1	2		26	3	0	
27	0	3		27	2	1	
28	2	2		28	0	0	
29	1	3		29	1	0	
30	0	4		30	0	1	
31	1	2		31	0	0	

Records by Month

	WIN	LOSS	TIE	PERCENTAGE
August	1	0	0	1.000
September	38	58	0	.396
October	27	74	1	.265
November	42	66	0	.389
December	38	55	0	.409
January	2	2	0	.500

Records by Decade

	WIN	LOSS	TIE	PERCENTAGE
1970s	17	43	0	.283
1980s	45	106	1	.299
1990s	67	93	0	.419
2000s	19	13	0	.684

1976

Record: 0-14 Head Coach: John McKay

DATE	W/L	SCORE	OPPONENT	ATT.
9/12	L	0-20	at Houston	42,228
9/19	L	0-23	SAN DIEGO	39,558
9/26	L	9-14	BUFFALO	44,505
10/3	L	17-42	at Baltimore	40,053
10/10	L	0-21	at Cincinnati	40,700
10/17	L	10-13	SEATTLE	43,458
10/24	L	20-23	MIAMI	61,437
10/31	L	19-28	KANSAS CITY	41,779
11/7	L	13-48	at Denver	61,703
11/14	L	0-34	at N.Y. Jets	46,427
11/21	L	7-24	CLEVELAND	36,930
11/28	L	16-49	at Oakland	49,590
12/5	L	0-42	at Pittsburgh	43,385
12/12	L	14-31	NEW ENGLAND	41,517

	BUCS	OPP
TOTAL FIRST DOWNS	191	283
Rushing	71	136
Passing	93	124
Penalty	27	23
3rd Down: Made/Att.	51/206	88/206
TOTAL NET YARDS	3,006	4,801
Avg. Per Game	214.7	342.9
Total Plays	859	933
Avg. Per Play	3.5	5.1
NET YARDS RUSHING	1,503	2,560
Avg. Per Game	107.4	182.9
Total Rushes	433	588
NET YARDS PASSING	1,503	2,241
Avg. Per Game	107.4	160.1
Sacked/Yards Lost	50/423	24/171
Gross Yards	1,926	2,412
Att./Completions	376/181	321/180
Completion Pct.	48.1	56.1
Had Intercepted	20	9
PUNTS/AVERAGE	92/39.3	65/39.3
NET PUNTING AVG.	28.4	30.8
PENALTIES / YARDS	109/875	109/935
FUMBLES / FUMBLES LOST	30/17	33/19
TOUCHDOWNS	15	50
Rushing	5	23
Passing	9	19
Returns	1	8

BY QUARTERS	1	2	3	4	OT	TOT
BUCCANEERS	23	37	16	49	0	125
OPPONENTS	61	130	106	115	0	412

SCORING	TD	R	P	RT	PAT	FG	S	PTS
Owens	6	0	6	0	0/0	0/0	0	36
Green	0	0	0	0	11/15	8/15	0	35
Johnson	2	1	1	0	0/0	0/0	0	12
Williams	2	2	0	0	0/0	0/0	0	12
C. Davis	1	1	0	0	0/0	0/0	0	6

BUCCANEERS	15	5	9	1	11/15	8/18	0	125
OPPONENTS	50	23	19	8	48/50	20/32	2	412

FIELD GOALS	1/19	20/29	30/39	40/49	50+	LONG
Green	1/1	2/3	3/6	2/5	0/0	45
Roder	0/0	0/0	0/2	0/1	0/0	0

BUCCANEERS	1/1	2/3	3/8	2/6	0/0	45
OPPONENTS	3/3	4/12	8/8	4/8	0/1	48

RUSHING	NO.	YDS.	AVG.	LONG	TD
Carter	171	521	3.0	26	1
Williams	87	324	3.7	17	2
Johnson	47	166	3.5	27	1
McNeill	27	135	5.0	17	0
C. Davis	41	107	2.6	13	1

BUCCANEERS	433	1,503	3.5	46	5
OPPONENTS	588	2,560	4.4	69	23

PASSING	ATT.	CMP.	YDS.	CMP%	YDS/ATT	TD	TD%	INT	INT%	LONG	SK/LOST	RTG
Spurnier	311	156	1,628	50.2	5.23	7	2.3	12	3.9	38	32/267	57.1
Dickinson	39	15	210	38.5	5.34	1	2.6	5	12.8	49	14/124	25.5
BUCCANEERS	376	181	1,926	48.1	5.12	9	2.4	20	5.3	49	50/423	49.4
OPPONENTS	321	180	2,412	56.1	7.51	19	5.9	9	2.8	71	24/171	87.6

RECEIVING	NO.	YDS.	AVG.	LONG	TD
Owens	30	390	13.0	27	6
B. Moore	26	310	11.9	31	0
E. Johnson	25	201	8.0	38	1
Williams	23	166	7.2	18	0
McKay	20	302	15.1	49	1
Carter	20	135	6.8	19	0

BUCCANEERS	181	1,926	10.6	49	9
OPPONENTS	180	2,412	13.4	71	19

INTERCEPTIONS	NO.	YDS.	AVG.	LONG	TD
Cotney	3	25	8.3	25	0
Stone	2	47	23.5	26	0
Jordan	2	10	5.0	10	0
C. Peterson	1	15	15.0	15	0
Ball	1	2	2.0	2	0

BUCCANEERS	9	99	11.0	26	0
OPPONENTS	20	490	24.5	68	4

TACKLES	SOLO	ASST.	TOTAL
Wood	75	21	96
Pear	73	18	91
Stone	53	19	72

SACKS	SP. TM.	TACKLES
Rudolph	5.0	Statistic Not Available
L.R. Selmon	5.0	
Pear	3.0	
Toomay	3.0	
D. Selmon	2.0	

BUCCANEERS	22.0
OPPONENTS	50.0

PUNTING	NO.	YDS.	AVG.	NET TB	IN20	LG	BK	
Green	92	3,619	39.3	30.3	3	12	56	0

BUCCANEERS	92	3,619	39.3	30.3	3	12	56	0
OPPONENTS	65	2,556	39.3	31.9	6	15	57	0

PUNT RETURNS	RET.	FC	YDS.	AVG.	LONG	TD
Reece	20	0	143	7.2	30	0
M. Moore	14	0	106	7.6	21	0
Douglas	4	0	78	19.5	32	0
Cotney	3	0	26	8.7	9	0
Stone	1	0	11	11.0	11	0

BUCCANEERS	43	0	366	8.5	32	1
OPPONENTS	71	4	774	10.9	60	1

KICKOFF RETURNS	NO.	YDS.	AVG.	LONG	TD
Douglas	7	167	23.9	29	0
McNeill	17	384	22.6	43	0
Johnson	13	287	22.1	32	0
Carter	15	300	20.0	27	0
M. Moore	7	134	19.1	27	0

BUCCANEERS	70	1,488	21.3	43	0
OPPONENTS	35	717	20.5	43	0

USUAL STARTING LINEUP

OFFENSE:	DEFENSE:
WR 89 John McKay	LE 78 Council Rudolph
LT 71 Steve Young	LT 76 Dave Pear
LG 72 Howard Fest	RT 63 Lee Roy Selmon
C 51 Dan Ryczek	RE 66 Pat Toomay
RG 67 Tom Akward	LLB 30 Jimmy Gunn
RT 74 Mike Current	MLB 52 Steve Reese
TE 86 Bob Moore	RLB 54 Richard Wood
WR 85 Morris Owens	LCB 25 Curtis Jordan
QB 11 Steve Spurnier	RCB 46 Danny Reece
FB 43 Ed Williams	SS 33 Mark Cotney
RB 32 Louis Carter	FS 28 Ken Stone

1977

Record: 2-12 Head Coach: John McKay

DATE	W/L	SCORE	OPPONENT	ATT.
9/18	L	3-13	at Philadelphia	61,549
9/24	L	3-9	MINNESOTA	66,272
10/2	L	7-23	at Dallas	55,316
10/9	L	0-10	WASHINGTON	58,571
10/16	L	23-30	at Seattle	54,783
10/23	L	0-13	GREEN BAY	47,635
10/30	L	10-20	at San Francisco	34,750
11/6	L	0-31	at L.A. Rams	45,493
11/13	L	0-10	N.Y. GIANTS	46,518
11/20	L	7-16	at Detroit	49,751
11/27	L	0-17	ATLANTA	43,592
12/4	L	0-10	CHICAGO	48,948
12/11	W	33-14	at New Orleans	40,124
12/18	W	17-7	ST. LOUIS	56,922

	BUCS	OPP
TOTAL FIRST DOWNS	168	241
Rushing	84	124
Passing	69	106
Penalty	15	11
3rd Down: Made/Att.	56/229	87/232
TOTAL NET YARDS	2,693	3,926
Avg. Per Game	192.4	280.4
Total Plays	834	948
Avg. Per Play	3.23	4.14
NET YARDS RUSHING	1,424	2,031
Avg. Per Game	101.7	145.1
Total Rushes	465	581
NET YARDS PASSING	1,269	1,895
Avg. Per Game	90.6	135.3
Sacked /Yards Lost	48/445	30/246
Gross Yards	1,714	2,141
Att./Completions	321/131	337/190
Completion Pct.	40.8	56.4
Had Intercepted	30	23
PUNTS/AVERAGE	99/39.9	89/37.6
NET PUNTING AVG.	35.1	33.6
PENALTIES / YARDS	88/717	97/716
FUMBLES / FUMBLES LOST	30/16	34/18
TOUCHDOWNS	11	26
Rushing	4	13
Passing	3	10
Returns	4	3

BY QUARTERS	1	2	3	4	OT	TOT
BUCCANEERS	16	41	19	27	0	103
OPPONENTS	61	59	46	57	0	223

SCORING	TD	R	P	RT	PAT	FG	S	PTS
Leavitt	0	0	0	0	5/5	5/10	0	20
Owens	3	0	3	0	0/0	0/0	0	18
Green	0	0	0	0	5/6	4/7	0	17
L. Carter	2	2	0	0	0/0	0/0	0	12
Wood	2	0	0	2	0/0	0/0	0	12

BUCCANEERS	11	4	3	4	10/11	9/17	0	103
OPPONENTS	26	13	10	3	23/26	14/25	1	223

FIELD GOALS	1/19	20/29	30/39	40/49	50+	LONG
Green	0/0	3/3	0/2	1/2	0/0	40
Leavitt	1/1	2/3	1/2	1/3	0/1	40

BUCCANEERS	1/1	5/6	1/4	2/5	0/1	40
OPPONENTS	1/1	2/4	4/7	7/10	0/3	47

RUSHING	NO.	YDS.	AVG.	LONG	TD
Bell	148	436	2.9	20	1
Davis	95	297	3.1	35	1
DuBose	71	284	4.0	13	0
Williams	63	198	3.1	14	0
L. Carter	59	117	2.0	20	2

BUCCANEERS	465	1,424	3.06	35	4
OPPONENTS	581	2,031	3.50	35	13

PASSING	ATT.	CMP.	YDS.	CMP%	YDS/ATT	TD	TD%	INT	INT%	LONG	SK/LOST	RTG
Huff	138	67	889	48.6	6.44	3	2.17	13	9.42	67	15/150	37.0
Hedberg	90	25	244	18.9	1.84	0	0.00	10	7.58	19	15/131	8.0
Blount	89	37	522	41.6	5.87	0	0.00	7	7.87	56	18/164	28.3

BUCCANEERS	321	131	1,714	40.8	5.34	3	0.93	30	9.34	67	48/445	22.6
OPPONENTS	337	190	2,141	56.4	6.35	10	2.96	23	6.82	51	30/246	57.2

RECEIVING	NO.	YDS.	AVG.	LONG	TD
Owens	34	655	19.3	67	3
Hagins	15	196	13.1	56	0
McKay	12	164	13.7	26	0
DuBose	11	89	8.1	17	0
Bell	11	88	8.0	23	0

BUCCANEERS	131	1,714	13.1	67	3
OPPONENTS	190	2,141	11.3	51	10

INTERCEPTIONS	NO.	YDS.	AVG.	LONG	TD
Washington	5	71	14.2	45	1
Wood	4	86	21.5	30	1
White	4	61	15.3	32	0
Brown	2	66	32.5	27	0
Lewis	2	55	27.5	42	0

BUCCANEERS	23	368	16.0	45	3
OPPONENTS	30	429	14.3	79	3

TACKLES	SOLO	ASST.	TOTAL
D. Selmon	N/A	N/A	167
Wood	N/A	N/A	141
Brown	N/A	N/A	116

SACKS	SP. TM.	TACKLES
L.R. Selmon	13.0	Statistic Not Available
Rudolph	6.5	
Johnson	3.0	
Pear	2.5	
Lewis	2.0	

BUCCANEERS	30.0
OPPONENTS	48.0

PUNTING	NO.	YDS.	AVG.	NET	TB	IN20	LG	BK
Green	98	3,948	40.3	34.3	6	16	70	1

BUCCANEERS	99	3,948	39.9	33.9	6	16	70	1
OPPONENTS	89	3,351	37.6	32.0	7	19	54	0

PUNT RETURNS	RET.	FC	YDS.	AVG.	LONG	TD
Reece	31	2	276	8.9	36	0
Hagins	17	1	85	5.0	29	0

BUCCANEERS	48	3	361	7.5	36	0
OPPONENTS	71	6	469	6.6	38	0

KICKOFF RETURNS	NO.	YDS.	AVG.	LONG	TD
Reece	3	72	24.0	34	0
Hagins	21	493	23.5	41	0
Ragsdale	3	68	22.7	21	0
Davis	15	277	18.5	28	0
Nafziger	1	4	4.0	4	0

BUCCANEERS	43	914	21.2	41	0
OPPONENTS	33	699	21.2	35	0

USUAL STARTING LINEUP					
OFFENSE:			DEFENSE:		
WR	89	John McKay	LE	78	Council Rudolph
LT	75	Dave Reavis	DT	76	Dave Pear
LG	62	Jeff Winans	RE	63	Lee Roy Selmon
C	51	Dan Ryczek	OLB	57	David Lewis
RG	68	Dan Medlin	ILB	61	Dewey Selmon
RT	70	Darryl Carlton	ILB	54	Richard Wood
TE	83	Dana Nafziger	OLB	56	Cecil Johnson
WR	85	Morris Owens	LCB	45	Jens White
QB	19	Gary Huff	RCB	40	Mike Washington
FB	35	Jimmy DuBose	SS	33	Mark Cotney
RB	42	Ricky Bell	FS	34	Cedric Brown

1978

Record: 5-11 Head Coach: John McKay

DATE	W/L	SCORE	OPPONENT	ATT.
9/2	L	13-19	N.Y. GIANTS	67,456
9/9	L	7-15	DETROIT	64,445
9/17	W	16-10	at Minnesota	46,152
9/24	W	14-9	ATLANTA	58,073
10/1	L	7-24	MINNESOTA	65,972
10/8	W	30-13	at Kansas City	38,201
10/15	L	14-17	at N.Y. Giants	68,025
10/22	W	33-19	CHICAGO	68,146
10/29	L	7-9	at Green Bay	55,108
11/5	L	23-26	at L.A. Rams	55,182
11/12	L	23-34	at Detroit	60,320
11/19	W	31-10	BUFFALO	61,383
11/26	L	3-14	at Chicago	42,373
12/3	L	7-17	GREEN BAY	67,754
12/10	L	3-6	at San Francisco	30,931
12/17	L	10-17	NEW ORLEANS	51,207

	BUCS	OPP
TOTAL FIRST DOWNS	238	256
Rushing	111	109
Passing	101	131
Penalty	26	16
3rd Down: Made/Att.	72/233	90/264
TOTAL NET YARDS	3,800	4,328
Avg. Per Game	237.5	270.5
Total Plays	962	1047
Avg. Per Play	4.0	4.1
NET YARDS RUSHING	2,098	2,049
Avg. Per Game	131.1	128.1
Total Rushes	549	595
NET YARDS PASSING	1,703	2,279
Avg. Per Game	106.4	142.4
Sacked/Yards Lost	52/468	33/256
Gross Yards	2,171	2,535
Att./Completions	361/151	419/241
Completion Pct.	41.8	57.5
Had Intercepted	18	29
PUNTS/AVERAGE	102/40.1	97/40.1
NET PUNTING AVG.	33.0	32.2
PENALTIES / YARDS	100/860	101/963
FUMBLES / FUMBLES LOST	35/20	32/14
TOUCHDOWNS	29	27
Rushing	16	12
Passing	12	13
Returns	1	2

BY QUARTERS	1	2	3	4	OT	TOT
BUCCANEERS	40	82	30	89	0	241
OPPONENTS	67	64	46	82	0	259

SCORING	TD	R	P	RT	PAT	FG	S	PTS
O'Donoghue	0	0	0	0	25/29	13/23	0	64
Bell	6	6	0	0	0/0	0/0	0	36
Owens	5	0	5	0	0/0	0/0	0	30
DuBose	4	4	0	0	0/0	0/0	0	24
Obradovich	3	0	3	0	0/0	0/0	0	18

BUCCANEERS	29	16	12	1	25/29	14/24	0	241
OPPONENTS	27	12	13	2	23/27	24/31	1	259

FIELD GOALS	1/19	20/29	30/39	40/49	50+	LONG
O'Donoghue	0/0	6/6	2/6	5/10	0/1	49
Green	0/0	0/0	1/1	0/0	0/0	35

BUCCANEERS	0/0	6/6	3/7	5/10	0/1	49
OPPONENTS	0/0	12/12	7/10	5/7	0/2	48

RUSHING	NO.	YDS.	AVG.	LONG	TD
Bell	185	679	3.7	56	6
Davis	97	370	3.8	18	3
DuBose	93	358	3.8	12	4
Carter	81	275	3.4	17	1
Rae	20	186	9.3	42	0

BUCCANEERS	549	2,098	3.8	56	16
OPPONENTS	595	2,049	3.4	75t	12

PASSING	ATT.	CMP.	YDS.	CMP%	YDS/ATT	TD	TD%	INT	INT%	LONG	SK/LOST	RTG
Williams	194	73	1,170	37.6	6.03	7	3.6	8	4.1	56t	6/69	53.5
Rae	118	57	705	48.3	5.97	4	3.4	7	5.9	33t	37/288	54.0
Huff	36	15	169	41.7	4.69	1	2.8	3	8.3	31t	5/54	34.1

BUCCANEERS	361	151	2,171	41.8	6.01	12	3.3	18	5.0	66	52/468	52.1
OPPONENTS	419	241	2,535	57.5	6.05	13	3.1	29	6.9	68t	33/256	56.8

RECEIVING	NO.	YDS.	AVG.	LONG	TD
Owens	32	640	20.0	66	5
Giles	23	324	14.1	38	2
Carter	19	139	7.3	17	0
Bell	15	122	8.1	22	0
Obradovich	14	219	15.6	28t	3

BUCCANEERS	151	2,171	14.4	66	12
OPPONENTS	241	2,535	10.5	68t	13

INTERCEPTIONS	NO.	YDS.	AVG.	LONG	TD
C. Brown	6	110	18.3	29	0
J. White	5	56	11.2	31	0
Washington	5	43	8.6	24	0
Lewis	3	24	8.0	13	0
Jordan	3	23	7.7	22	0

BUCCANEERS	29	312	10.8	31	0
OPPONENTS	18	235	13.1	32t	1

TACKLES	SOLO	ASST.	TOTAL
Wood	N/A	N/A	168
D. Selmon	N/A	N/A	158
Pear	N/A	N/A	127
Lewis	N/A	N/A	118
J. White	N/A	N/A	103

SACKS	SP. TM.	TACKLES	
L.R. Selmon	11.0	Kollar	18
Pear	9.0	Nalziger	15
Hannah	4.5	Bonness	14
Chambers	3.0	Mucker	13
Lewis	1.5	Obradovich	11

BUCCANEERS	33.0
OPPONENTS	52.0

PUNTING	NO.	YDS.	AVG.	NET TB	IN20	LG	BK
Green	100	4,092	40.9	33.7	14	20	61
BUCCANEERS	102	4,092	40.1	33.0	14	20	61
OPPONENTS	97	3,919	40.4	32.2	14	14	60

PUNT RETURNS	RET.	FC	YDS.	AVG.	LONG	TD
Reece	44	3	393	8.9	50	0
Mucker	7	1	49	7.0	14	0
Cotney	5	1	38	7.6	10	0
Hagins	4	1	23	5.8	11	0
C. Brown	2	1	9	4.5	9	0

BUCCANEERS	62	7	512	8.3	50	0
OPPONENTS	62	4	447	7.2	31	0

KICKOFF RETURNS	NO.	YDS.	AVG.	LONG	TD
Ragsdale	24	555	23.1	46	0
Reece	11	240	21.8	32	0
Carter	6	97	16.2	21	0
Hagins	4	69	17.3	20	0
Giles	5	60	12.0	17	0

BUCCANEERS	57	1,095	19.2	46	0
OPPONENTS	49	1,146	23.4	66	0

USUAL STARTING LINEUP

OFFENSE:	DEFENSE:
WR 89 John McKay	LE 73 Charlie Hannah
LT 75 Dave Reavis	DT 76 Dave Pear
LG 64 Greg Horton	RE 63 Lee Roy Selmon
C 79 Steve Wilson	OLB 57 David Lewis
RG 72 Garry Puetz	ILB 61 Dewey Selmon
RT 70 Darryl Carlton	ILB 54 Richard Wood
TE 88 Jimmie Giles	OLB 56 Cecil Johnson
WR 85 Morris Owens	LCB 45 Jeris White
QB 12 Doug Williams	RCB 40 Mike Washington
FB 38 Johnny Davis	SS 33 Mark Cotney
RB 42 Ricky Bell	FS 34 Cedric Brown

HISTORY

1979

Record: 10-6 Head Coach: John McKay

DATE	W/L	SCORE	OPPONENT	ATT.
9/1	W	31-16	DETROIT	68,225
9/9	W	29-26	at Baltimore (ot)	36,374
9/16	W	21-10	at Green Bay	55,498
9/23	W	21-6	L.A. RAMS	69,497
9/30	W	17-13	at Chicago	55,258
10/7	L	14-17	at N.Y. Giants	72,841
10/14	L	14-42	NEW ORLEANS	67,640
10/21	W	21-3	GREEN BAY	67,186
10/28	W	12-10	at Minnesota	46,906
11/4	L	14-17	at Atlanta	55,150
11/11	W	16-14	at Detroit	70,461
11/18	W	31-3	N.Y. GIANTS	70,261
11/25	L	22-23	MINNESOTA	70,039
12/2	L	0-14	CHICAGO	69,508
12/9	L	7-23	at San Francisco	44,506
12/16	W	3-0	KANSAS CITY	63,624

PLAYOFFS				
12/29	W	24-17	PHILADELPHIA	71,402
1/6	L	0-9	L.A. RAMS	72,033

	BUCS	OPP
TOTAL FIRST DOWNS	267	247
Rushing	107	116
Passing	137	111
Penalty	23	20
3rd Down: Made/Att.	92/264	79/247
TOTAL NET YARDS	5,049	3,949
Avg. Per Game	315.6	246.8
Total Plays	1,055	1,015
Avg. Per Play	4.79	3.89
NET YARDS RUSHING	2,437	1,873
Avg. Per Game	152.3	117.1
Total Rushes	609	539
NET YARDS PASSING	2,612	2,076
Avg. Per Game	163.3	129.8
Sacked /Yards Lost	12/88	40/329
Gross Yards	2,700	2,405
Att./Completions	434/183	436/250
Completion Pct.	42.2	57.3
Had Intercepted	26	14
PUNTS/AVERAGE	95/38.7	104/41.1
NET PUNTING AVG.	30.6	35.4
PENALTIES / YARDS	102/905	100/870
FUMBLES / FUMBLES LOST	25/15	45/24
TOUCHDOWNS	35	28
Rushing	13	13
Passing	19	14
Returns	3	1

BY QUARTERS	1	2	3	4	OT	TOT
BUCCANEERS	33	106	44	87	3	273
OPPONENTS	50	61	46	80	0	237

SCORING	TD	R	P	RT	PAT	FG	S	PTS
O'Donoghue	0	0	0	0	30/35	11/19	0	63
Bell	9	7	2	0	0/0	0/0	0	54
Giles	7	0	7	0	0/0	0/0	0	42
Mucker	5	0	5	0	0/0	0/0	0	30
Hagins	3	0	3	0	0/0	0/0	0	18
BUCCANEERS	35	13	19	3	30/35	11/19	0	273
OPPONENTS	28	13	14	1	25/28	14/24	1	237

FIELD GOALS	1/19	20/29	30/39	40/49	50+	LONG
O'Donoghue	1/1	3/4	5/9	2/5	0/0	44
BUCCANEERS	1/1	3/4	5/9	2/5	0/0	44
OPPONENTS	0/0	4/4	5/9	5/11	0/0	47

RUSHING	NO.	YDS.	AVG.	LONG	TD
Bell	283	1,263	4.5	49	7
Eckwood	194	690	3.6	61t	2
J. Davis	59	221	3.7	18	2
Williams	35	119	3.4	16	2
Berns	23	102	4.4	16	0
BUCCANEERS	609	2,437	4.0	61t	13
OPPONENTS	539	1,873	3.5	60t	13

PASSING	ATT.	CMP.	YDS.	CMP%	YDS/ATT	TD	TD%	INT	INT%	LONG	SK/LOST	RTG
Williams	397	166	2,448	41.8	6.17	18	4.5	24	6.0	66t	7/57	52.6
Rae	36	17	252	47.2	7.00	1	2.8	2	5.6	29	5/31	56.7
BUCCANEERS	434	183	2,700	42.2	6.22	19	4.4	26	6.0	66t	12/88	52.8
OPPONENTS	436	250	2,405	57.3	5.52	14	3.2	14	3.2	67t	40/329	70.2

RECEIVING	NO.	YDS.	AVG.	LONG	TD
Giles	40	579	14.5	66t	7
Hagins	39	692	17.7	57	3
Bell	25	248	9.9	26	2
Eckwood	22	268	12.2	31	0
Owens	20	377	18.9	64	0

BUCCANEERS	NO.	YDS.	AVG.	LONG	TD
BUCCANEERS	183	2,700	14.8	66t	19
OPPONENTS	250	2,405	9.6	67t	14

INTERCEPTIONS	NO.	YDS.	AVG.	LONG	TD
C. Brown	3	79	26.3	72	0
Washington	3	64	21.3	49t	1
White	3	39	13.0	39	0
Wood	2	37	18.5	24	0
D. Lewis	2	19	9.5	11	0

BUCCANEERS	NO.	YDS.	AVG.	LONG	TD
BUCCANEERS	14	238	17.0	72	1
OPPONENTS	26	324	12.5	40	1

TACKLES	SOLO	ASST.	TOTAL
Wood	N/A	N/A	158
D. Selmon	N/A	N/A	125
L.R. Selmon	N/A	N/A	117
D. Lewis	N/A	N/A	111
C. Brown	N/A	N/A	90

SACKS	SP. TM.	TACKLES	
L.R. Selmon	11.0	Cesare	18
Chambers	5.5	Reece	18
D. Lewis	5.5	Nafziger	17
Crowder	4.5	Obradovich	16
Three tied with	2.0	Bonness	14

BUCCANEERS	NO.	YDS.	AVG.	NET TB	IN20	LG	BK	
BUCCANEERS	93	3,679	39.6	30.6	25	14	58	2
OPPONENTS	104	4,275	41.1	35.4	8	19	65	0

PUNTING	NO.	YDS.	AVG.	NET TB	IN20	LG	BK	
Blanchard	93	3,679	39.6	30.6	25	14	58	2
BUCCANEERS	95	3,679	38.7	30.6	25	14	58	2
OPPONENTS	104	4,275	41.1	35.4	8	19	65	0

PUNT RETURNS	RET.	FC	YDS.	AVG.	LONG	TD
Reece	70	1	431	6.2	17	0
T. Davis	1	1	7	7.0	6	0

BUCCANEERS	RET.	FC	YDS.	AVG.	LONG	TD
BUCCANEERS	71	2	438	6.2	17	0
OPPONENTS	47	8	270	5.7	26	0

KICKOFF RETURNS	NO.	YDS.	AVG.	LONG	TD
Ragsdale	34	675	19.9	30	0
Hagins	9	196	21.8	31	0
Nafziger	2	36	18.0	19	0
T. Davis	4	33	8.3	16	0
Reece	1	13	13.0	13	0

BUCCANEERS	NO.	YDS.	AVG.	LONG	TD
BUCCANEERS	51	959	18.8	31	0
OPPONENTS	55	1,254	22.8	83	0

USUAL STARTING LINEUP	
OFFENSE:	DEFENSE:
WR 81 Isaac Hagins	LE 60 Wally Chambers
LT 75 Dave Reavis	DT 71 Randy Crowder
LG 64 Greg Horton	RE 63 Lee Roy Selmon
C 50 Steve Wilson	OLB 57 David Lewis
RG 61 Greg Roberts	ILB 58 Dewey Selmon
RT 73 Charley Hannah	ILB 54 Richard Wood
TE 88 Jimmie Giles	OLB 56 Cecil Johnson
WR 85 Morris Owens	LCB 45 Jeris White
QB 12 Doug Williams	RCB 40 Mike Washington
RB 43 Jerry Eckwood	SS 33 Mark Cotney
RB 42 Ricky Bell	FS 34 Cedric Brown

1980

Record: 5-10-1 Head Coach: John McKay

DATE	W/L	SCORE	OPPONENT	ATT.
9/7	W	17-12	at Cincinnati	35,551
9/11	W	10-9	L.A. RAMS	66,576
9/21	L	17-28	at Dallas	62,750
9/28	L	27-34	CLEVELAND	65,540
10/6	L	0-23	at Chicago	61,350
10/12	T	14-14	GREEN BAY (ot)	64,854
10/19	L	14-20	at Houston	48,167
10/26	W	24-23	at San Francisco	51,925
11/2	W	30-13	N.Y. GIANTS	68,256
11/9	L	21-24	PITTSBURGH	71,636
11/16	L	30-38	at Minnesota	46,032
11/23	L	10-24	DETROIT	64,976
11/30	W	20-17	at Green Bay (Milw.)	54,225
12/7	L	10-21	MINNESOTA	65,649
12/14	L	14-27	at Detroit	77,098
12/20	L	13-14	CHICAGO	55,298

	BUCS	OPP
TOTAL FIRST DOWNS	281	313
Rushing	102	126
Passing	154	168
Penalty	25	19
3rd Down: Made/Att.	99/241	110/250
TOTAL NET YARDS	5,059	5,405
Avg. Per Game	316.2	337.3
Total Plays	1,031	1,088
Avg. Per Play	4.91	4.97
NET YARDS RUSHING	1,839	2,101
Avg. Per Game	114.9	131.3
Total Rushes	477	548
NET YARDS PASSING	3,220	3,304
Avg. Per Game	201.3	206.5
Sacked/Yards Lost	24/194	24/173
Gross Yards	3,414	3,477
Att./Completions	530/256	516/328
Completion Pct.	48.3	63.6
Had Intercepted	17	15
PUNTS/AVERAGE	89/41.8	89/42.0
NET PUNTING AVG.	33.2	34.9
PENALTIES / YARDS	90/840	117/1077
FUMBLES / FUMBLES LOST	28/21	32/13
TOUCHDOWNS	32	40
Rushing	9	20
Passing	20	17
Returns	3	3

BY QUARTERS	1	2	3	4	OT	TOT
BUCCANEERS	73	88	34	76	0	271
OPPONENTS	58	108	76	99	0	341

SCORING	TD	R	P	RT	PAT	FG	S	PTS
Yepremian	0	0	0	0	31/32	16/23	0	79
House	5	0	5	0	0/0	0/0	0	30
Jones	5	0	5	0	0/0	0/0	0	30
Williams	4	4	0	0	0/0	0/0	0	24
Giles	4	0	4	0	0/0	0/0	0	24

BUCCANEERS	32	9	20	3	31/32	16/23	0	271
OPPONENTS	40	20	17	3	39/40	20/33	1	341

FIELD GOALS	1/19	20/29	30/39	40/49	50+	LONG
Yepremian	1/1	7/8	7/9	1/5	0/0	43

BUCCANEERS	1/1	7/8	7/9	1/5	0/0	43
OPPONENTS	2/2	5/6	8/12	5/12	0/1	48

RUSHING	NO.	YDS.	AVG.	LONG	TD
Bell	174	599	3.4	40	2
Eckwood	149	504	3.4	35t	2
Williams	58	370	6.4	27	4
Berns	39	131	3.4	17	0
J. Davis	39	130	3.3	8	1
BUCCANEERS	477	1,839	3.9	40	9
OPPONENTS	548	2,101	3.8	56	20

PASSING	ATT.	CMP.	YDS.	CMP%	YDS/ATT	TD	TD%	INT	INT%	LONG	SK/LOST	RTG
Williams	521	254	3,396	48.8	6.52	20	3.8	16	3.1	61	23/194	69.7
BUCCANEERS	530	256	3,414	48.3	6.44	20	3.8	17	3.2	61	24/194	68.5
OPPONENTS	516	328	3,477	63.6	6.74	17	3.3	15	2.9	50	24/173	82.1

RECEIVING	NO.	YDS.	AVG.	LONG	TD
Jones	48	669	13.9	41t	5
Eckwood	47	475	10.1	40	1
Bell	38	292	7.7	22	1
Giles	33	602	18.2	51	4
House	24	531	22.1	61	5

BUCCANEERS	256	3,414	13.3	61	20
OPPONENTS	328	3,477	10.6	50	17

INTERCEPTIONS	NO.	YDS.	AVG.	LONG	TD
Washington	4	30	7.5	16	0
Wood	3	76	25.3	55t	1
Cotney	3	28	9.3	21	0
Colzie	1	39	39.0	39	0
Brantley	1	6	6.0	6	0

BUCCANEERS	15	179	11.9	55t	1
OPPONENTS	17	185	10.9	44	0

TACKLES	SOLO	ASST.	TOTAL
Wood	N/A	N/A	114
Cotney	N/A	N/A	105
D. Lewis	N/A	N/A	101
D. Selmon	N/A	N/A	99
L.R. Selmon	N/A	N/A	97

SACKS	SP. TM.	TACKLES
L.R. Selmon	9.0	Hawkins 23
Logan	4.0	Reece 22
Johnson	3.0	Colzie 17
Kollar	3.0	Obradovich 16
Stalls	3.0	A. Brown 15
		T. Davis 15

BUCCANEERS	24.0
OPPONENTS	24.0

PUNTING	NO.	YDS.	AVG.	NET	TB	IN20	LG	BK
Blanchard	88	3,722	42.3	33.2	12	18	62	1

BUCCANEERS	89	3,722	41.8	33.2	12	18	62	1
OPPONENTS	89	3,738	42.0	34.9	16	15	61	0

PUNT RETURNS	RET.	FC	YDS.	AVG.	LONG	TD
Reece	57	1	313	5.5	19	0
T. Davis	0	1	0	0.0	0	0

BUCCANEERS	57	2	313	5.5	19	0
OPPONENTS	54	4	529	9.8	53t	1

KICKOFF RETURNS	NO.	YDS.	AVG.	LONG	TD
G. Davis	44	951	21.6	54	0
Reece	7	128	18.3	23	0
Hagins	4	82	20.5	23	0
T. Davis	4	58	14.5	16	0
Obradovich	5	46	9.2	15	0

BUCCANEERS	67	1,294	19.3	54	0
OPPONENTS	62	1,417	22.9	91t	1

USUAL STARTING LINEUP

OFFENSE:	DEFENSE:
WR 84 Gordon Jones	LE 77 Bill Kollar
LT 75 Dave Reavis	NT 76 David Logan
LG 68 George Yarro	RE 63 Lee Roy Selmon
C 50 Steve Wilson	OLB 57 David Lewis
RG 72 Ray Snell	ILB 58 Deway Selmon
RT 73 Charley Hannah	ILB 54 Richard Wood
TE 88 Jimmie Giles	OLB 56 Cecil Johnson
WR 81 Isaac Hagins	LCB 25 Curtis Jordan
QB 12 Doug Williams	RCB 40 Mike Washington
RB 42 Ricky Bell	SS 33 Mark Cotney
RB 43 Jerry Eckwood	FS 34 Cedric Brown

HISTORY

1981

Record: 9-7 Head Coach: John McKay

DATE	W/L	SCORE	OPPONENT	ATT.
9/5	W	21-13	MINNESOTA	66,287
9/13	L	10-19	at Kansas City	50,555
9/20	L	17-28	at Chicago	60,130
9/27	W	20-10	ST. LOUIS	65,850
10/4	W	28-10	DETROIT	71,733
10/11	W	21-10	at Green Bay	52,264
10/18	L	16-18	at Oakland	42,288
10/25	L	10-20	at Philadelphia	70,174
11/1	W	20-10	CHICAGO	68,688
11/8	L	10-25	at Minnesota	47,038
11/15	W	7-24	DENVER	64,518
11/22	W	37-3	GREEN BAY	63,251
11/29	W	31-14	at New Orleans	62,209
12/6	W	24-23	ATLANTA	69,221
12/13	L	23-24	SAN DIEGO	67,388
12/20	W	20-17	at Detroit	80,444

PLAYOFFS				
1/2	L	0-38	at Dallas	64,848

	BUCS	OPP
TOTAL FIRST DOWNS	269	320
Rushing	95	123
Passing	159	174
Penalty	15	23
3rd Down: Made/Att.	63/195	93/238

TOTAL NET YARDS	BUCS	OPP
Avg. Per Game	5,160	5,312
Total Plays	322.5	332.0
Avg. Per Play	950	1,115
Total Rushes	5,43	4,76

NET YARDS RUSHING	BUCS	OPP
Avg. Per Game	1,731	2,172
Total Rushes	108.2	135.8
Avg. Per Rush	458	551

NET YARDS PASSING	BUCS	OPP
Avg. Per Game	3,429	3,140
Sacked/Yards Lost	214.3	196.3
Gross Yards	19/136	23/157
Att./Completions	326/239	541/317
Completion Pct.	50.5	58.6
Had Intercepted	14	32

POINTS/AVERAGE	BUCS	OPP
NET PUNTING AVG.	82/41.2	73/41.2
PENALTIES / YARDS	31.5	34.0
FUMBLES / FUMBLES LOST	89/779	79/650
TOUCHDOWNS	27/14	32/14
Rushing	38	27
Passing	13	16
Returns	20	10
	5	1

BY QUARTERS	1	2	3	4	OT	TOT
BUCCANEERS	54	82	58	121	0	315
OPPONENTS	66	70	47	85	0	268

SCORING	TD	R	P	RT	PAT	FG	S	PTS
Capece	0	0	0	0	30/32	15/24	0	75
House	9	0	9	0	0/0	0/0	0	54
Giles	6	0	6	0	0/0	0/0	0	36
Wilder	5	4	1	0	0/0	0/0	0	30
Williams	4	4	0	0	0/0	0/0	0	24

BUCCANEERS	38	13	20	5	36/38	17/28	2	315
OPPONENTS	27	16	10	1	27/27	25/33	2	268

FIELD GOALS	1/19	20/29	30/39	40/49	50+	LONG
Capece	0/0	5/7	3/5	5/10	2/2	51
Yepremian	0/0	0/0	1/1	1/3	0/0	44

BUCCANEERS	0/0	5/7	4/6	6/13	2/2	51
OPPONENTS	0/0	6/6	7/9	9/13	3/5	53

RUSHING	NO.	YDS.	AVG.	LONG	TD
Eckwood	172	651	3.8	59	2
Owens	91	406	4.5	35t	3
Wilder	107	370	3.5	23t	4
Williams	48	209	4.4	29	4
R. Bell	30	80	2.7	8	0

BUCCANEERS	458	1,731	3.8	59	13
OPPONENTS	551	2,172	3.9	34	16

PASSING	ATT.	CMP.	YDS.	CMP%	YDS/ATT	TD	TD%	INT	INT%	LONG	SK/LOST	RTG
Williams	471	238	3,563	50.5	7.56	19	4.0	14	3.0	84t	18/135	76.5

BUCCANEERS	473	239	3,565	50.5	7.54	20	4.2	14	3.0	84t	19/136	77.1
OPPONENTS	541	317	3,297	58.6	6.09	10	1.8	32	5.9	59	23/157	57.7

RECEIVING	NO.	YDS.	AVG.	LONG	TD
House	56	1176	21.0	84t	9
Giles	45	786	17.5	81t	6
Wilder	48	507	10.6	38	1
T. Bell	21	318	15.1	58t	2
Jones	20	276	13.8	44	1

BUCCANEERS	239	3,565	14.9	84t	20
OPPONENTS	317	3,297	10.4	59	10

INTERCEPTIONS	NO.	YDS.	AVG.	LONG	TD
Brown	9	215	23.9	81t	2
Washington	6	156	26.0	34	1
Colzie	6	110	18.3	82t	1
Johnson	5	84	16.8	36	0
Green	2	56	28.0	50	0

BUCCANEERS	32	648	20.3	82t	4
OPPONENTS	14	179	12.8	39	0

TACKLES	SOLO	ASST.	TOTAL
C. Johnson	N/A	N/A	174
Green	N/A	N/A	151
Wood	N/A	N/A	140
Logan	N/A	N/A	115
Thomas	N/A	N/A	81

SACKS	SP. TM.	TACKLES	
L.R. Selmon	6.5	Nafziger	22
Logan	5.5	Obradovich	17
Green	3.0	Hawkins	16
Hawkins	2.0	Owens	12
Six tied with one		White	12

BUCCANEERS	23.0
OPPONENTS	19.0

PUNTING	NO.	YDS.	AVG.	NET TB	IN20	LG	BK
Swider	58	2,476	42.7	34.3	4	13	62
Blanchard	22	899	40.9	27.3	2	4	58

BUCCANEERS	82	3,375	41.2	31.5	6	17	62
OPPONENTS	73	3,006	41.2	34.0	14	18	57

PUNT RETURNS	RET.	FC	YDS.	AVG.	LONG	TD
T. Bell	27	0	132	4.9	13	0
Holt	9	3	100	11.1	56	0

BUCCANEERS	38	3	244	6.4	56	0
OPPONENTS	52	6	668	12.8	88t	1

KICKOFF RETURNS	NO.	YDS.	AVG.	LONG	TD
Owens	24	473	19.7	34	0
Holt	11	274	24.9	40	0
G. Davis	5	81	16.2	21	0
T. Davis	3	51	17.0	21	0
Wilder	1	19	19.0	19	0

BUCCANEERS	46	912	19.8	40	0
OPPONENTS	64	1,332	20.8	43	0

USUAL STARTING LINEUP

OFFENSE:		DEFENSE:	
WR	83 Theo Bell	LE	77 Bill Kollar
LT	74 Gene Sanders	NT	76 David Logan
LG	72 Ray Snell	RE	63 Lee Roy Selmon
C	50 Steve Wilson	OLB	59 Andy Hawkins
RG	61 Greg Roberts	ILB	56 Cecil Johnson
RT	73 Charlie Hannah	ILB	54 Richard Wood
TE	88 Jimmie Giles	OLB	53 Hugh Green
WR	89 Kevin House	LCB	41 Norris Thomas
QB	12 Doug Williams	RCB	40 Mike Washington
FB	32 James Wilder	SS	20 Neal Colzie
RB	43 Jerry Eckwood	FS	34 Cedric Brown
	26 James Owens		

1982

Record: 5-4 Head Coach: John McKay

DATE	W/L	SCORE	OPPONENT	ATT.
9/12	L	10-17	at Minnesota	58,440
9/19	L	13-21	WASHINGTON	66,187
11/21	L	9-14	at Dallas	49,578
11/29	W	23-17	MIAMI	65,854
12/5	W	13-10	at New Orleans	61,709
12/12	L	17-32	at N.Y. Jets	28,147
12/19	W	24-23	BUFFALO	62,510
12/26	W	23-21	DETROIT	65,997
1/2	W	26-23	CHICAGO (ot)	68,112

PLAYOFFS				
1/9	L	17-30	at Dallas	65,042

	BUCS	OPP
TOTAL FIRST DOWNS	163	159
Rushing	52	72
Passing	105	76
Penalty	6	11
3rd Down: Made/Att.	48/126	47/122
4th Down: Made/Att.	8/9	7/9
POSSESSION AVG.	29:35	30:25
TOTAL NET YARDS	2,895	2,442
Avg. Per Game	321.7	271.3
Total Plays	587	564
Avg. Per Play	4.93	4.33
NET YARDS RUSHING	952	1,058
Avg. Per Game	105.8	117.6
Total Rushes	268	285
NET YARDS PASSING	1,943	1,384
Avg. Per Game	215.9	153.8
Sacked /Yards Lost	11/128	25/224
Gross Yards	2,071	1,608
Att./Completions	308/164	254/145
Completion Pct.	53.2	57.1
Had Intercepted	11	11
PUNTS/AVERAGE	40/40.5	42/43.4
NET PUNTING AVG.	32.7	37.2
PENALTIES / YARDS	38/297	38/425
FUMBLES / FUMBLES LOST	28/12	15/10
TOUCHDOWNS	15	21
Rushing	6	9
Passing	9	10
Returns	0	2

BY QUARTERS	1	2	3	4	OT	TOT
BUCCANEERS	9	40	51	55	3	158
OPPONENTS	46	53	43	36	0	178

SCORING	TD	R	P	RT	PAT	FG	S	PTS
Capece	0	0	0	0	14/14	18/23	0	68
Wilder	4	3	1	0	0/0	0/0	0	24
Giles	3	0	3	0	0/0	0/0	0	18
House	2	0	2	0	0/0	0/0	0	12
Carver	2	1	1	0	0/0	0/0	0	12
BUCCANEERS	15	6	9	0	14/15	18/23	0	158
OPPONENTS	21	9	10	2	16/21	12/17	0	178

FIELD GOALS	1/19	20/29	30/39	40/49	50+	LONG
Capece	0/0	10/11	5/6	1/3	2/3	51
BUCCANEERS	0/0	10/11	5/6	1/3	2/3	51
OPPONENTS	2/2	3/3	3/4	4/6	0/2	49

RUSHING	NO.	YDS.	AVG.	LONG	TD
Wilder	83	324	3.9	47	3
Owens	76	238	3.1	14	0
Carver	70	229	3.3	13t	1
Williams	35	158	4.5	14	2
Morton	2	3	1.5	2	0
BUCCANEERS	268	952	3.6	47	6
OPPONENTS	285	1,058	3.7	25	9

PASSING	ATT.	CMP.	YDS.	CMP%	YDS/ATT	TD	TD%	INT	INT%	LONG	SK/LOST	RTG
Williams	307	164	2,071	53.4	6.75	9	2.9	11	3.6	62t	11/128	69.4
BUCCANEERS	308	164	2,071	53.2	6.72	9	2.9	11	3.6	62t	11/128	69.1
OPPONENTS	254	145	1,608	57.1	6.33	10	3.9	11	4.3	49	25/224	71.1

RECEIVING	NO.	YDS.	AVG.	LONG	TD
Wilder	53	466	8.8	32	1
Giles	28	499	17.8	48	3
House	28	438	15.6	62t	2
T. Bell	15	203	13.5	25	0
Jones	14	205	14.6	26	1

BUCCANEERS	164	2,071	12.6	62t	9
OPPONENTS	145	1,608	11.1	49	10

INTERCEPTIONS	NO.	YDS.	AVG.	LONG	TD
Colzie	3	64	21.3	51	0
C. Brown	3	31	10.3	24	0
Washington	3	13	4.3	13	0
Green	1	31	31.0	31	0
Thomas	1	0	0.0	0	0

BUCCANEERS	11	139	12.6	51	0
OPPONENTS	11	114	10.4	39t	1

TACKLES	SOLO	ASST.	TOTAL
Green	N/A	N/A	71
Johnson	N/A	N/A	70
Brantley	N/A	N/A	62
Logan	N/A	N/A	61
Selmon	N/A	N/A	58

SACKS	SP. TM.	TACKLES
Stalls	6.5	Davis 10
Logan	4.8	Cotney 9
Selmon	4.0	Morris 10
Green	2.3	Smith 8
Hawkins	2.3	Obrovovich 7

BUCCANEERS	25.0
OPPONENTS	11.0

PUNTING	NO.	YDS.	AVG.	NET	TB	IN20	LG	BK
Swider	39	1,620	41.5	32.7	6	6	59	1
BUCCANEERS	40	1,620	40.5	32.7	6	6	59	1
OPPONENTS	42	1,824	43.4	37.2	6	9	59	0

PUNT RETURNS	RET.	FC	YDS.	AVG.	LONG	TD
Holt	16	0	81	5.1	22	0
T. Bell	9	1	62	6.9	14	0

BUCCANEERS	25	1	143	5.7	22	0
OPPONENTS	23	2	192	8.3	22	0

KICKOFF RETURNS	NO.	YDS.	AVG.	LONG	TD
Morton	21	361	17.2	26	0
Carver	3	62	20.7	25	0
Owens	3	52	17.3	27	0
J. R. Smith	3	47	15.7	24	0
Yarno	1	14	14.0	14	0

BUCCANEERS	33	548	16.6	27	0
OPPONENTS	40	870	21.8	50	0

USUAL STARTING LINEUP

OFFENSE:			DEFENSE:		
WR	84	Gordon Jones	LE	65	Dave Stalls
LT	75	Dave Reavis	NT	76	David Logan
LG	72	Ray Snell	RE	63	Lee Roy Selmon
C	50	Steve Wilson	OLB	59	Andy Hawkins
RG	61	Greg Roberts	ILB	56	Cecil Johnson
RT	76	Charley Hannah	ILB	52	Scot Brantley
TE	88	Jimmie Giles	OLB	53	Hugh Green
WR	89	Kevin House	LCB	41	Norris Thomas
QB	12	Doug Williams	RCB	41	Mike Washington
FB	32	James Wilder	SS	20	Nel Colzie
RB	26	James Owens	FS	34	Cedric Brown

1983

Record: 2-14 Head Coach: John McKay

DATE	W/L	SCORE	OPPONENT	ATT.
9/4	L	0-11	DETROIT	62,154
9/11	L	10-17	at Chicago	58,186
9/18	L	16-19	MINNESOTA (ot)	57,567
9/25	L	17-23	CINCINNATI	56,023
10/2	L	14-55	at Green Bay	54,272
10/9	L	24-27	at Dallas (ot)	63,308
10/16	L	27-34	ST. LOUIS	48,224
10/23	L	21-24	NEW ORLEANS	48,242
10/30	L	12-17	at Pittsburgh	57,648
11/6	W	17-12	at Minnesota	59,239
11/13	L	0-20	at Cleveland	56,091
11/20	L	0-27	CHICAGO	36,816
11/27	W	33-24	HOUSTON	38,625
12/4	L	21-35	at San Francisco	49,773
12/12	L	9-12	GREEN BAY (ot)	50,763
12/18	L	20-23	at Detroit	78,392

	BUCS	OPP
--	------	-----

TOTAL FIRST DOWNS	248	320
Rushing	72	124
Passing	156	172
Penalty	20	24
3rd Down: Made/Att.	73/225	89/229
4th Down: Made/Att.	11/20	9/14
POSSESSION AVG.	27:55	32:05
TOTAL NET YARDS	4,477	5,397
Avg. Per Game	279.8	337.3
Total Plays	1,005	1,093
Avg. Per Play	4.45	4.94
NET YARDS RUSHING	1,353	2,082
Avg. Per Game	84.6	130.1
Total Rushes	428	561
NET YARDS PASSING	3,124	3,315
Avg. Per Game	195.3	207.2
Sacked/Yards Lost	49/366	42/309
Gross Yards	3,490	3,624
Att./Completions	528/300	490/300
Completion Pct.	56.8	61.2
Had Intercepted	24	23
POINTS/AVERAGE	96/41.8	79/40.7
NET PUNTING AVG.	33.0	33.9
PENALTIES / YARDS	94/832	105/799
FUMBLES / FUMBLES LOST	39/13	43/18
TOUCHDOWNS	31	42
Rushing	9	19
Passing	18	15
Returns	4	8

BY QUARTERS	1	2	3	4	OT	TOT
BUCCANEERS	43	68	65	65	0	241
OPPONENTS	67	130	67	107	9	380

SCORING	TD	R	P	RT	PAT	FG	S	PTS
---------	----	---	---	----	-----	----	---	-----

Capece	0	0	0	0	23/26	10/23	0	53
Owens	6	5	1	0	0/0	0/0	0	36
Wilder	6	4	2	0	0/0	0/0	0	36
House	5	0	5	0	0/0	0/0	0	30
T. Bell	2	0	2	0	0/0	0/0	0	12

BUCCANEERS	31	9	18	4	25/31	10/24	0	241
OPPONENTS	42	19	15	8	40/42	28/34	2	380

FIELD GOALS	1/19	20/29	30/39	40/49	50+	LONG
-------------	------	-------	-------	-------	-----	------

Capece	0/0	7/8	0/4	3/8	0/3	49
Warne	0/0	0/1	0/0	0/0	0/0	0

BUCCANEERS	0/0	7/9	0/4	3/8	0/3	49
OPPONENTS	1/1	8/8	8/10	7/10	4/5	52

RUSHING	NO.	YDS.	AVG.	LONG	TD
---------	-----	------	------	------	----

Wilder	161	640	4.0	75t	4
Carver	114	348	3.1	16	0
Owens	96	266	2.8	15	5
Armstrong	7	30	4.3	7	0
Morton	13	28	2.2	5	0

BUCCANEERS	428	1,353	3.2	75t	9
OPPONENTS	561	2,082	3.7	39	19

PASSING	ATT.	CMP.	YDS.	CMP%	YDS/ATT	TD	TD%	INT	INT%	LONG	SK/LOST	RTG
---------	------	------	------	------	---------	----	-----	-----	------	------	---------	-----

J. Thompson	423	249	2,906	58.9	6.87	18	4.3	21	5.0	80	39/289	73.3
Golsteyn	97	47	535	48.5	5.52	0	0.0	2	2.1	52	7/52	56.8

BUCCANEERS	528	300	3,490	56.8	6.61	18	3.4	24	4.5	80	49/366	69.6
OPPONENTS	490	300	3,624	61.2	7.40	15	3.1	23	4.7	80t	42/309	74.7

RECEIVING	NO.	YDS.	AVG.	LONG	TD
-----------	-----	------	------	------	----

Wilder	57	380	6.7	31	2
Carter	48	694	14.5	56t	2
House	47	769	16.4	74t	5
T. Bell	25	410	16.4	52	2
Giles	25	349	14.0	80	1

BUCCANEERS	300	3,490	11.6	80	18
OPPONENTS	300	3,624	12.1	80t	15

INTERCEPTIONS	NO.	YDS.	AVG.	LONG	TD
---------------	-----	------	------	------	----

B. Reece	6	70	11.7	29	0
C. Brown	4	78	19.5	36	0
Holt	3	43	14.3	25	0
Green	2	54	27.0	33t	2
Washington	2	41	20.5	25	0

BUCCANEERS	23	367	16.0	69t	3
OPPONENTS	24	316	13.2	70t	4

TACKLES	SOLO	ASST.	TOTAL
---------	------	-------	-------

Green	N/A	N/A	138
J. Davis	N/A	N/A	137
Brantley	N/A	N/A	134
Logan	N/A	N/A	109
Holt	N/A	N/A	78

SACKS	SP. TM. TACKLES
-------	-----------------

Selmon	11.0	Witte	19
Logan	9.5	Spradlin	14
Cannon	5.0	Obradovich	13
Green	3.5	Smith	12
Hawkins	3.0	Morris	12

BUCCANEERS	42.0		
OPPONENTS	49.0		

PUNTING	NO.	YDS.	AVG.	NET	TB	IN20	LG	BK
---------	-----	------	------	-----	----	------	----	----

Garcia	95	4,008	42.2	33.0	12	16	64	1
BUCCANEERS	96	4,008	41.8	33.0	12	16	64	1
OPPONENTS	79	3,217	40.7	33.91	12	11	65	0

PUNT RETURNS	RET.	FC	YDS.	AVG.	LONG	TD
--------------	------	----	------	------	------	----

Tyler	27	5	208	7.7	16	0
T. Bell	10	2	48	4.8	11	0
Holt	5	0	43	8.6	17	0

BUCCANEERS	42	7	299	7.1	17	0
OPPONENTS	59	11	603	10.2	90t	1

KICKOFF RETURNS	NO.	YDS.	AVG.	LONG	TD
-----------------	-----	------	------	------	----

Morton	30	689	23.0	50	0
Owens	20	380	19.0	31	0
Smith	8	136	17.0	43	0
Spradlin	2	31	15.5	24	0
O'Steen	2	30	15.0	16	0

BUCCANEERS	67	1,310	19.5	50	0
OPPONENTS	50	1,039	20.8	81	0

USUAL STARTING LINEUP	OFFENSE:	DEFENSE:
-----------------------	----------	----------

WR	87 Gerald Carter	LE	78 John Cannon
LT	75 Dave Reavis	NT	76 David Logan
LG	72 Ray Snell	RE	63 Lee Roy Selmon
C	50 Steve Wilson	OLB	51 Ed Judie
RG	62 Sean Farrell	ILB	58 Jeff Davis
RT	70 Kelly Thomas	ILB	52 Scot Brantley
TE	88 Jimmie Giles	OLB	53 Hugh Green
WR	89 Kevin House	LCB	21 John Holt
QB	14 Jack Thompson	RCB	40 Mike Washington
FB	32 James Wilder	SS	33 Mark Cotney
RB	28 Melvin Carver	FS	43 Beasley Reece

1984

Record: 6-10 Head Coach: John McKay

DATE	W/L	SCORE	OPPONENT	ATT.
9/2	L	14-34	at Chicago	58,789
9/9	L	13-17	at New Orleans	54,686
9/16	W	21-17	DETROIT	44,560
9/23	L	14-17	at N.Y. Giants	72,650
9/30	W	30-27	GREEN BAY (ot)	44,487
10/7	W	35-31	MINNESOTA	47,405
10/14	L	7-13	at Detroit (ot)	44,308
10/21	L	9-44	CHICAGO	60,003
10/28	L	20-24	at Kansas City	41,710
11/4	L	24-27	at Minnesota	54,949
11/11	W	20-17	N.Y. GIANTS	46,534
11/18	L	17-24	at San Francisco	57,704
11/25	L	33-34	L.A. RAMS	42,242
12/2	L	14-27	at Green Bay	46,800
12/9	W	23-6	ATLANTA	33,808
12/16	W	41-21	N.Y. JETS	43,817

	BUCS	OPP
TOTAL FIRST DOWNS	344	311
Rushing	114	139
Passing	209	157
Penalty	21	15
3rd Down: Made/Att.	94/219	93/212
4th Down: Made/Att.	7/17	7/16
POSSESSION AVG.	31:17	28:43
TOTAL NET YARDS	5,321	5,474
Avg. Per Game	332.6	342.1
Total Plays	1,091	1,033
Avg. Per Play	4.9	5.3
NET YARDS RUSHING	1,776	2,233
Avg. Per Game	111.0	139.6
Total Rushes	483	511
NET YARDS PASSING	3,545	3,241
Avg. Per Game	221.6	202.6
Sacked/Yards Lost	45/362	32/239
Gross Yards	3,907	3,480
Att./Completions	563/334	490/286
Completion Pct.	59.3	58.4
Had Intercepted	23	18
PUNTS/AVERAGE	68/41.9	68/41.0
NET PUNTING AVG.	34.7	35.3
PENALTIES / YARDS	118/875	136/1078
FUMBLES / FUMBLES LOST	36/20	27/14
TOUCHDOWNS	40	47
Rushing	17	27
Passing	22	20
Returns	1	0

BY QUARTERS	1	2	3	4	OT	TOT
-------------	---	---	---	---	----	-----

BUCCANEERS	57	102	64	109	3	335
OPPONENTS	54	108	76	136	6	380

SCORING	TD	R	P	RT	PAT	FG	S	PTS
Anri	0	0	0	0	38/40	19/26	0	95
Wilder	13	13	0	0	0/0	0/0	0	78
House	5	0	5	0	0/0	0/0	0	30
Carter	5	0	5	0	0/0	0/0	0	30
Armstrong	5	2	3	0	0/0	0/0	0	30

BUCCANEERS	40	17	22	1	38/40	19/26	0	335
OPPONENTS	47	27	20	0	44/46	18/27	0	380

FIELD GOALS	1/19	20/29	30/39	40/49	50+	LONG	
Anri	0/0	0/0	7/7	6/7	6/10	0/2	49

BUCCANEERS	0/0	7/7	6/7	6/10	0/2	49
OPPONENTS	0/0	5/6	6/10	5/7	2/4	53

RUSHING	NO.	YDS.	AVG.	LONG	TD
Wilder	407	1,544	3.8	37	13
DeBerg	28	59	2.1	14	2
Carver	11	44	4.0	12	0
Thompson	5	35	7.0	13	0
Armstrong	10	34	3.4	12	2

BUCCANEERS	483	1,776	3.7	37	17
OPPONENTS	511	2,233	4.4	51	27

PASSING	ATT.	CMP.	YDS.	COMP%	YDS/ATT	TD	TD%	INT	INT%	LONG	SK/LOST	RTG
DeBerg	509	308	3,554	60.5	6.98	19	3.7	18	3.5	55	35/308	79.3
Thompson	52	25	337	48.1	6.48	2	3.8	5	9.6	74t	10/54	42.3

BUCCANEERS	563	334	3,907	59.3	6.94	22	3.9	23	4.1	74t	45/362	76.4
OPPONENTS	490	286	3,480	58.4	7.10	20	4.1	18	3.7	77t	32/239	78.6

RECEIVING	NO.	YDS.	AVG.	LONG	TD
Wilder	85	685	8.1	50	0
House	76	1,005	13.2	55	5
Carter	60	816	13.6	74t	5
J. Bell	29	397	13.7	26	4
T. Bell	22	350	15.9	29	0

BUCCANEERS	334	3,907	11.7	74t	22
OPPONENTS	286	3,480	12.2	77t	20

INTERCEPTIONS	NO.	YDS.	AVG.	LONG	TD
Cotney	5	123	24.6	29	0
Brantley	3	55	18.3	38	0
Castille	3	38	12.7	30	0

Seven tied with one					
BUCCANEERS	18	308	17.1	38	1
OPPONENTS	23	249	10.8	61	0

TACKLES	SOLO	ASST.	TOTAL
Davis	N/A	N/A	165
Logan	N/A	N/A	106
Brantley	N/A	N/A	105
Selmon	N/A	N/A	100
Browner	N/A	N/A	71

SACKS	SP. TM.	TACKLES	
Selmon	8.0	Witte	25
Logan	5.5	Spradlin	15
C. Washington	5.0	Dixon	13
Green	4.0	Morton	12
Cannon	3.5	Harvey	11

BUCCANEERS	32.0
OPPONENTS	45.0

PUNTING	NO.	YDS.	AVG.	NET	TB	IN20	LG	BK
Garcia	68	2,849	41.9	34.7	9	12	60	0

BUCCANEERS	68	2,849	41.9	34.7	9	12	60	0
OPPONENTS	68	2,787	41.0	35.3	9	18	60	0

PUNT RETURNS	RET.	FC	YDS.	AVG.	LONG	TD
Bright	23	1	173	7.5	21	0
Z. Thomas	1	0	7	7.0	7	0
Holt	7	3	19	2.7	8	0
T. Bell	3	1	8	2.7	8	0

BUCCANEERS	34	5	207	6.1	21	0
OPPONENTS	36	10	310	8.6	31	0

KICKOFF RETURNS	NO.	YDS.	AVG.	LONG	TD
Morton	38	835	22.0	43	0
Owens	8	168	21.0	36	0
Bright	16	300	18.8	30	0
Wood	5	43	8.6	16	0
Spradlin	1	5	5.0	5	0

BUCCANEERS	68	1,351	19.9	43	0
OPPONENTS	67	1,336	19.9	47	0

USUAL STARTING LINEUP

OFFENSE:	DEFENSE:
WR 89 Kevin House	LE 78 John Cannon
LT 74 Gene Sanders	NT 76 David Logan
LG 72 Steve Courson	RE 63 Lee Roy Selmon
C 50 Steve Wilson	OLB 57 Keith Browner
RG 62 Sean Farrell	ILB 58 Jeff Davis
RT 73 Ron Heller	ILB 52 Scot Brantley
TE 88 Jimmie Giles	OLB 53 Hugh Green
WR 37 Gerald Carter	LCB 23 Jeremiah Castille
QB 17 Steve DeBerg	RCB 21 John Holt
FB 46 Adger Armstrong	SS 43 Beasley Reece
RB 32 James Wilder	FS 34 Cedric Brown

1985

Record: 2-14 Head Coach: Leeman Bennett

DATE	W/L	SCORE	OPPONENT	ATT.
9/8	L	28-38	at Chicago	57,828
9/15	L	16-31	MINNESOTA	46,188
9/22	L	13-20	at New Orleans	45,320
9/29	L	9-30	at Detroit	45,023
10/6	L	19-27	CHICAGO	51,795
10/13	L	27-31	L.A. RAMS	39,607
10/20	L	38-41	at Miami	62,335
10/27	L	14-32	NEW ENGLAND	34,661
11/3	L	20-22	at N.Y. Giants	72,031
11/10	W	16-0	ST. LOUIS	34,736
11/17	L	28-62	at N.Y. Jets	65,344
11/24	W	19-16	DETROIT (ot)	43,471
12/1	L	0-21	at Green Bay	19,856
12/8	L	7-26	at Minnesota	51,593
12/15	L	23-31	INDIANAPOLIS	25,577
12/22	L	17-20	GREEN BAY	33,992

	BUCS	OPP
TOTAL FIRST DOWNS	291	351
Rushing	95	146
Passing	162	185
Penalty	34	20
3rd Down: Made/Att.	76/209	88/212
4th Down: Made/Att.	11/18	4/7
POSSESSION AVG.	27:55	32:05
TOTAL NET YARDS	4,766	6,108
Avg. Per Game	297.9	381.8
Total Plays	982	1,087
Avg. Per Play	4.9	5.6
NET YARDS RUSHING	1,644	2,430
Avg. Per Game	102.8	151.9
Total Rushes	434	547
NET YARDS PASSING	3,122	3,678
Avg. Per Game	195.1	229.9
Sacked/Yards Lost	40/301	35/277
Gross Yards	3,423	3,955
Att./Completions	508/269	505/318
Completion Pct.	53.0	63.0
Had Intercepted	26	18
PUNTS/AVERAGE	79/40.9	59/44.2
NET PUNTING AVG.	32.6	37.6
PENALTIES / YARDS	103/733	114/945
FUMBLES / FUMBLES LOST	37/22	37/22
TOUCHDOWNS	33	50
Rushing	11	28
Passing	22	18
Returns	0	4

BY QUARTERS	1	2	3	4	OT	T
-------------	---	---	---	---	----	---

BUCCANEERS	71	109	31	80	3	294
OPPONENTS	75	144	110	119	0	448

SCORING	TD	R	P	RT	PAT	FG	S	PTS
---------	----	---	---	----	-----	----	---	-----

Igwebuike	0	0	0	0	30/32	22/32	0	96
Wilder	10	10	0	0	0/0	0/0	0	60
Giles	8	0	8	0	0/0	0/0	0	48
House	5	0	5	0	0/0	0/0	0	30
Carter	3	0	3	0	0/0	0/0	0	18

BUCCANEERS	33	11	22	0	30/33	22/32	0	294
OPPONENTS	50	28	18	4	50/50	32/42	1	448

FIELD GOALS	1/19	20/29	30/39	40/49	50+	LONG
-------------	------	-------	-------	-------	-----	------

Igwebuike	1/1	5/5	8/10	5/10	3/6	53
BUCCANEERS	1/1	5/5	8/10	5/10	3/6	53
OPPONENTS	0/0	11/14	14/15	6/10	1/3	50

RUSHING	NO.	YDS.	AVG.	LONG	TD
---------	-----	------	------	------	----

Wilder	365	1,300	3.6	28	10
Young	40	233	5.8	20	1
Spring	16	54	3.4	11	0
DeBerg	9	28	3.1	13	0
Carter	1	13	13.0	13	0

BUCCANEERS	434	1,644	3.8	28	11
OPPONENTS	547	2,430	4.4	38	28

PASSING	ATT.	CMP.	YDS.	CMP%	YDS/ATT	TD	TD%	INT	INT%	LONG	SK/LOST	RTG
---------	------	------	------	------	---------	----	-----	-----	------	------	---------	-----

DeBerg	370	197	2,488	53.2	6.72	19	5.1	18	4.9	57	19/143	71.3
Young	138	72	935	52.3	6.78	3	2.2	8	5.8	59	21/158	57.1

BUCCANEERS	508	269	3,423	53.0	6.74	22	4.3	26	5.1	59	40/301	67.5
OPPONENTS	505	318	3,955	63.0	7.83	18	3.6	18	3.6	78t	35/277	84.2

RECEIVING	NO.	YDS.	AVG.	LONG	TD
-----------	-----	------	------	------	----

Wilder	53	341	6.5	20	0
House	44	803	18.3	55	5
Giles	43	673	15.7	39t	8
J. Bell	43	496	12.3	27	2
Carter	40	557	13.9	29	3

BUCCANEERS	269	3,423	12.7	59	22
OPPONENTS	318	3,955	12.4	78t	18

INTERCEPTIONS	NO.	YDS.	AVG.	LONG	TD
---------------	-----	------	------	------	----

Castile	7	49	7.0	20	0
Greenwood	5	15	3.0	7	0

TACKLES	SOLO	ASST.	TOTAL
---------	------	-------	-------

Davis	N/A	N/A	132
Washington	N/A	N/A	102
Sully	N/A	N/A	98
Brantley	N/A	N/A	95
Logan	N/A	N/A	80

SACKS	SP. TM. TACKLES
-------	-----------------

Logan	6.5	Witte	24
Cannon	4.5	Prior	22
Holmes	4.5	Randle	16
Morgan	4.0	Armstrong	13
Greenwood	3.0	Curry	10
Washington	3.0		

BUCCANEERS	35.0
OPPONENTS	40.0

PUNTING	NO.	YDS.	AVG.	NET TB	IN20	LG	BK
---------	-----	------	------	--------	------	----	----

Garcia	77	3,233	42.0	33.4	7	12	61
BUCCANEERS	79	3,233	40.9	32.6	7	12	61
OPPONENTS	59	2,607	44.2	37.6	8	13	69

PUNT RETURNS	RET.	FC	YDS.	AVG.	LONG	TD
--------------	------	----	------	------	------	----

Bright	12	2	124	10.3	29	0
Prior	13	6	105	8.1	19	0

BUCCANEERS	25	8	229	9.2	29	0
OPPONENTS	47	7	519	11.0	28	0

KICKOFF RETURNS	NO.	YDS.	AVG.	LONG	TD
-----------------	-----	------	------	------	----

Freeman	48	1,085	22.6	58	0
Spring	5	112	22.4	34	0
Bright	11	213	19.4	47	0
Prior	10	131	13.1	29	0
Verser	4	61	15.3	18	0
Magee	2	20	10.0	15	0

BUCCANEERS	80	1,622	20.3	58	0
OPPONENTS	51	1,187	23.3	51	0

USUAL STARTING LINEUP

OFFENSE:	DEFENSE:
WR 89 Kevin House	LE 78 John Cannon
LT 66 George Yarno	RE 76 David Logan
LG 72 Steve Courson	NT 90 Ron Holmes
C 60 Randy Grimes	OLB 54 Ervin Randle
RG 62 Sean Farrell	ILB 58 Jeff Davis
RT 73 Ron Heller	ILB 52 Scott Brantley
TE 88 Jimmie Giles	OLB 51 Chris Washington
WR 87 Gerald Carter	LCB 23 Jeremiah Castile
QB 17 Steve DeBerg	RCB 21 John Holt
FB 82 Jerry Bell	SS 30 David Greenwood
RB 32 James Wilder	FS 44 Ivory Sully

1986

Record: 2-14 Head Coach: Leeman Bennett

DATE	W/L	SCORE	OPPONENT	ATT.
9/7	L	7-31	SAN FRANCISCO	50,780
9/14	L	10-23	MINNESOTA	34,579
9/21	W	24-20	at Detroit	38,453
9/28	L	20-23	ATLANTA (ot)	39,950
10/5	L	20-26	at L.A. Rams (ot)	50,585
10/12	L	19-30	ST. LOUIS	33,307
10/19	L	7-38	at New Orleans	43,355
10/26	L	20-27	at Kansas City	36,230
11/2	W	34-28	BUFFALO	32,806
11/9	L	3-23	CHICAGO	70,097
11/16	L	7-31	at Green Bay (Milw.)	48,271
11/23	L	17-38	DETROIT	30,029
11/30	L	13-45	at Minnesota	56,235
12/7	L	14-48	at Chicago	52,746
12/14	L	7-21	GREEN BAY	30,099
12/21	L	17-21	at St. Louis	23,957

	BUCS	OPP
TOTAL FIRST DOWNS	273	362
Rushing	100	162
Passing	142	177
Penalty	31	23
3rd Down: Made/Att.	59/193	90/193
4th Down: Made/Att.	8/19	6/10
POSSESSION AVG.	28.40	31.20
TOTAL NET YARDS	4,361	6,333
Avg. Per Game	272.6	395.8
Total Plays	970	1,061
Avg. Per Play	4.5	6.0
NET YARDS RUSHING	1,863	2,648
Avg. Per Game	116.4	165.5
Total Rushes	455	558
NET YARDS PASSING	2,498	3,685
Avg. Per Game	156.1	230.3
Sacked/Yards Lost	56/394	19/153
Gross Yards	2,892	3,838
Att./Completions	459/245	484/289
Completion Pct.	53.4	59.7
Had Intercepted	25	13
PUNTS/AVERAGE	78/40.2	59/41.3
NET PUNTING AVG.	32.8	37.4
PENALTIES / YARDS	83/661	116/941
FUMBLES / FUMBLES LOST	36/17	39/19
TOUCHDOWNS	27	59
Rushing	12	31
Passing	13	23
Returns	2	5

BY QUARTERS	1	2	3	4	OT	TOT
BUCCANEERS	39	74	41	85	0	239
OPPONENTS	111	105	103	145	0	473

SCORING	TD	R	P	RT	PAT	FG	S	PTS
Igwebuike	0	0	0	0	26/27	17/24	0	77
Young	5	5	0	0	0/0	0/0	0	30
Magee	5	0	5	0	0/0	0/0	0	30
Wonsley	3	3	0	0	0/0	0/0	0	18
Wildier	3	2	1	0	0/0	0/0	0	18
BUCCANEERS	27	12	13	2	26/27	17/24	0	239
OPPONENTS	59	31	23	5	56/58	21/30	0	473

FIELD GOALS	1/19	20/29	30/39	40/49	50+	LONG
Igwebuike	0/0	5/5	7/8	3/6	2/5	55
BUCCANEERS	0/0	5/5	7/8	3/6	2/5	55
OPPONENTS	0/0	8/9	8/9	3/6	2/6	51

RUSHING	NO.	YDS.	AVG.	LONG	TD
Wildier	190	704	3.7	45t	2
Young	74	425	5.7	31	5
Wonsley	73	339	4.6	59t	3
Springs	74	285	3.9	40	0
Howard	30	110	3.7	16	1
BUCCANEERS	455	1,863	4.1	59t	12
OPPONENTS	558	2,648	4.7	60	31

PASSING	ATT.	CMP.	YDS.	CMP%	YDS/ATT	TD	TD%	INT	INT%	LONG	SK/LOST	RTG
Young	363	195	2,282	53.7	6.29	8	2.2	13	3.6	46	47/326	65.5
DeBerg	96	50	610	52.1	6.35	5	5.2	12	12.5	45	9/68	49.7
BUCCANEERS	459	245	2,892	53.4	6.30	13	2.8	25	5.4	46	56/394	59.6
OPPONENTS	484	289	3,838	59.7	7.93	23	4.8	13	2.7	73	19/153	89.5

RECEIVING	NO.	YDS.	AVG.	LONG	TD
Magee	45	564	12.5	45	5
Wildier	43	326	7.6	25	1
Carter	42	640	15.2	46	2
Springs	24	187	7.8	46	0
Giles	18	178	9.9	20	1
BUCCANEERS	245	2,892	11.8	46	13
OPPONENTS	289	3,838	13.3	73	23

INTERCEPTIONS	NO.	YDS.	AVG.	LONG	TD
McKeever	3	12	4.0	10	0
Brantley	2	65	32.5	57	0
Curry	2	0	0.0	0	0
Five tied with one					
BUCCANEERS	13	128	9.8	57	0
OPPONENTS	25	236	9.4	59t	1

TACKLES	SOLO	ASST.	TOTAL
Davis	N/A	N/A	136
Brantley	N/A	N/A	127
Washington	N/A	N/A	94
Jones	N/A	N/A	80
Holmes	N/A	N/A	68

SACKS	SP. TM. TACKLES	
Browner	Randle	21
Washington	Murphy	18
Holmes	McKeever	9
Cannon	Easmon	7
Kellin	Futrell	6
Logan		

BUCCANEERS	19.0
OPPONENTS	56.0

PUNTING	NO.	YDS.	AVG.	NET TB	IN20	LG	BK	
Garcia	77	3,089	40.1	32.7	8	19	60	0
Springs	1	43	43.0	39.0	0	0	43	0
BUCCANEERS	78	3,132	40.2	32.8	8	19	60	0
OPPONENTS	59	2,438	41.3	37.4	6	24	57	1

PUNT RETURNS	RET.	FC	YDS.	AVG.	LONG	TD
Futrell	14	5	67	4.8	12	0
Walker	9	0	27	3.0	10	0
Harris	3	0	16	5.3	8	0
BUCCANEERS	26	5	110	4.2	12	0
OPPONENTS	39	15	414	10.6	71t	3

KICKOFF RETURNS	NO.	YDS.	AVG.	LONG	TD
Freeman	31	582	18.8	33	0
Wonsley	10	208	20.8	29	0
K. Walker	8	146	18.3	26	0
Futrell	5	115	23.0	30	0
Howard	4	71	17.8	24	0
Harris	4	63	15.8	23	0
BUCCANEERS	75	1,302	17.4	33	0
OPPONENTS	46	1,009	21.9	85t	1

USUAL STARTING LINEUP	
WR 89 Kevin House	LE 71 Bob Nelson
LT 72 Rob Taylor	NT 76 David Logan
LG 66 George Yarno	RE 90 Ron Holmes
C 60 Randy Grimes	OLB 57 Keith Browner
RG 62 Sean Farrell	ILB 58 Jeff Davis
RT 73 Ron Heller	ILB 52 Scot Brantley
TE 86 Calvin Magee	OLB 51 Chris Washington
WR 87 Gerald Carter	LCB 21 Vito McKeever
QB 8 Steve Young	RCB 22 Rod Jones
FB 20 Ron Springs	SS 41 Craigie Swoope
RB 32 James Wildier	FS 44 Ivory Sully

1987

Record: 4-11 Head Coach: Ray Perkins

DATE	W/L	SCORE	OPPONENT	ATT.
9/13	W	48-10	ATLANTA	51,250
9/20	L	3-20	at Chicago	63,551
10/4	W	31-27	at Detroit	4,919
10/11	L	13-17	SAN DIEGO	23,873
10/18	L	20-10	MINNESOTA	20,850
10/25	L	26-27	CHICAGO	70,747
11/1	W	23-17	at Green Bay (Milw.)	50,308
11/8	L	28-31	at St. Louis	22,449
11/15	L	17-23	at Minnesota	48,605
11/22	L	10-24	SAN FRANCISCO	63,211
11/29	L	3-35	at LA Rams	45,188
12/6	L	34-44	at New Orleans	66,471
12/13	L	10-20	DETROIT	41,699
12/20	L	14-31	ST. LOUIS	32,046
12/27	L	6-24	at Indianapolis	60,468

	BUCS	OPP
TOTAL FIRST DOWNS	263	314
Rushing	62	124
Passing	168	163
Penalty	33	27
3rd Down: Made/Att.	83/215	90/200
4th Down: Made/Att.	3/6	6/9
POSSESSION AVG.	28:37	31:23
TOTAL NET YARDS	4,381	4,987
Avg. Per Game	292.1	332.5
Total Plays	954	996
Avg. Per Play	4.6	5.0
NET YARDS RUSHING	1,365	2,038
Avg. Per Game	91.0	135.9
Total Rushes	394	500
NET YARDS PASSING	3,016	2,949
Avg. Per Game	201.1	196.6
Sacked/Yards Lost	43/361	39/306
Gross Yards	3,377	3,255
Att./Completions	517/264	457/271
Completion Pct.	51.1	59.3
Had Intercepted	17	16
PUNTS/AVERAGE	88/39.3	64/41.2
NET PUNTING YARDS	29.9	35.0
PENALTIES / YARDS	115/894	123/926
FUMBLES / FUMBLES LOST	35/14	42/20
TOUCHDOWNS	33	44
Rushing	7	18
Passing	22	23
Returns	4	3

BY QUARTERS	1	2	3	4	OT	TOT
BUCCANEERS	78	66	81	61	0	286
OPPONENTS	69	98	67	126	0	360

SCORING	TD	R	P	RT	PAT	FG	S	PTS
Igwebulike	0	0	0	0	24/26	14/18	0	66
Carter	5	0	5	0	0/0	0/0	0	30
Smith	4	2	2	0	0/0	0/0	0	24
Magee	3	0	3	0	0/0	0/0	0	18
Carrier	3	0	3	0	0/0	0/0	0	18
BUCCANEERS	33	7	22	4	31/33	19/24	0	286
OPPONENTS	44	18	23	3	42/44	18/30	0	360

FIELD GOALS	1/19	20/29	30/39	40/49	50+	LONG
Igwebulike	0/0	2/2	6/6	6/9	0/1	48
BUCCANEERS	0/0	3/4	7/7	8/11	1/2	48
OPPONENTS	0/0	8/9	7/10	2/8	1/3	50

RUSHING	NO.	YDS.	AVG.	LONG	TD
Wilder	106	488	4.6	21	0
Smith	100	309	3.1	46	2
Wright	37	112	3.0	11	0
Howard	30	100	3.3	31	1
Testaverde	13	50	3.8	17	1
BUCCANEERS	394	1,365	3.5	46	7
OPPONENTS	500	2,038	4.1	38	18

PASSING	ATT.	CMP.	YDS.	CMP%	YDS/ATT	TD	TD%	INT	INT%	LONG	SK/LOST	RTG
DeBerg	275	159	1,891	57.8	6.88	14	5.1	7	2.5	64t	20/185	85.3
Testaverde	165	71	1,081	43.0	6.55	5	3.0	6	3.6	40	18/140	60.2
BUCCANEERS	517	264	3,377	51.1	6.53	22	4.3	17	3.3	64t	43/361	72.0
OPPONENTS	457	271	3,255	59.3	7.12	23	5.0	16	3.5	67	39/306	85.3

RECEIVING	NO.	YDS.	AVG.	LONG	TD
Wilder	40	328	8.2	32	1
Carter	38	586	15.4	57	5
Magee	34	424	12.5	37	3
Carrier	26	423	16.3	38	3
Hill	23	403	17.5	40	2
BUCCANEERS	264	3,377	12.8	64t	22
OPPONENTS	271	3,255	12.0	67	23

INTERCEPTIONS	NO.	YDS.	AVG.	LONG	TD
Tripoli	3	17	5.7	15t	1
Isom	2	67	33.5	38	0
Woods	2	63	31.5	42	0
Futrell	2	46	23.0	23	0
Jones	2	9	4.5	9	0
BUCCANEERS	16	248	15.5	42	2
OPPONENTS	17	227	13.4	50	0

TACKLES	SOLO	ASST.	TOTAL
Randle	79	29	108
Davis	55	15	70
Reynolds	58	12	70
Kemp	53	15	68
Washington	41	11	52

SACKS	SP. TM.	TACKLES	
Holmes	8.0	Tripoli	10
Washington	6.5	Brantley	7
Kellin	3.5	Miller	6
Jarvis	3.0	Gordon	5
Cannon	2.0	Moss	5
		Gant	5
BUCCANEERS	39.0		
OPPONENTS	43.0		

PUNTING	NO.	YDS.	AVG.	NET	TB	IN20	LG	BK
Garcia	62	2,409	38.9	28.3	5	12	58	0
BUCCANEERS	88	3,455	39.3	29.9	10	15	61	0
OPPONENTS	64	2,634	41.2	35.0	7	15	60	0

PUNT RETURNS	RET	FC	YDS.	AVG.	LONG	TD
Futrell	24	6	213	8.9	22	0
BUCCANEERS	31	8	257	8.3	22	0
OPPONENTS	50	10	621	12.4	80	1

KICKOFF RETURNS	NO.	YDS.	AVG.	LONG	TD
Futrell	31	609	19.6	40	0
Smith	5	84	16.8	21	0
Miller	3	68	22.7	25	0
BUCCANEERS	56	1,037	18.5	40	0
OPPONENTS	61	1,242	20.4	45	0

USUAL STARTING LINEUP

OFFENSE:	DEFENSE:
WR 88 Mark Carrier	LE 78 John Cannon
LT 72 Rob Taylor	NT 94 Mike Stensrud
LG 66 George Yarno	RE 90 Ron Holmes
C 60 Randy Grimes	OLB 51 Chris Washington
RG 68 Rick Mallory	56 Jackie Walker
RT 73 Ron Heller	ILB 58 Jeff Davis
TE 86 Calvin Magee	54 Ervin Randle
WR 87 Gerald Carter	OLB 51 Chris Washington
QB 17 Steve DeBerg	57 Winston Moss
FB 32 James Wilder	LCB 29 Ricky Reynolds
RB 35 Jeff Smith	RCB 22 Rod Jones
	SS 33 Bobby Kemp
	FS 28 Ray Isom

1988

Record: 5-11 Head Coach: Ray Perkins

DATE	W/L	SCORE	OPPONENT	ATT.
9/4	L	14-41	PHILADELPHIA	43,502
9/11	W	13-10	at Green Bay	52,584
9/18	L	24-30	PHOENIX	35,034
9/25	L	9-13	at New Orleans	66,671
10/2	W	27-24	GREEN BAY	40,003
10/9	L	13-14	at Minnesota	55,274
10/16	L	31-35	at Indianapolis	53,135
10/23	L	20-49	MINNESOTA	48,020
10/30	L	14-17	MIAMI	67,352
11/6	L	10-28	at Chicago	56,892
11/13	W	23-20	at Detroit	25,956
11/20	L	15-27	CHICAGO	67,070
11/27	L	10-17	at Atlanta	14,020
12/4	W	10-5	BUFFALO	49,498
12/11	L	7-10	at New England (ot)	39,889
12/18	W	21-10	DETROIT	37,778

	BUCS	OPP
TOTAL FIRST DOWNS	295	293
Rushing	91	104
Passing	173	169
Penalty	31	20
3rd Down: Made/Att.	72/202	101/227
4th Down: Made/Att.	2/11	6/9
POSSESSION AVG.	29:00	31:00
TOTAL NET YARDS	5,061	5,155
Avg. Per Game	316.3	322.2
Total Plays	998	1,025
Avg. Per Play	5.1	5.0
NET YARDS RUSHING	1,753	1,551
Avg. Per Game	109.6	96.9
Total Rushes	452	478
NET YARDS PASSING	3,308	3,604
Avg. Per Game	206.8	225.3
Sacked /Yards Lost	34/300	20/140
Gross Yards	3,608	3,744
Att./Completions	512/253	527/304
Completion Pct.	49.4	57.7
Had Intercepted	36	21
PUNTS/AVERAGE	68/36.4	77/39.0
NET PUNTING AVG.	32.4	33.2
PENALTIES / YARDS	102/816	105/872
FUMBLES / FUMBLES LOST	27/16	29/12
TOUCHDOWNS	28	42
Rushing	16	19
Passing	1	2
Returns	11	21

BY QUARTERS	1	2	3	4	OT	TOT
BUCCANEERS	27	75	41	118	0	261
OPPONENTS	105	93	95	54	3	350

SCORING	TD	R	P	RT	PAT	FG	S	PTS
lgwebuik	0	0	0	0	21/21	19/25	0	78
Hill	9	0	9	0	0/0	0/0	0	54
Tate	8	7	1	0	0/0	0/0	0	48
Carrier	5	0	5	0	0/0	0/0	0	30
Carney	0	0	0	0	6/6	2/5	0	12

BUCCANEERS	28	11	16	1	28/28	21/30	1	261
OPPONENTS	42	21	19	2	42/42	18/30	1	350

FIELD GOALS	1/19	20/29	30/39	40/49	50+	LONG
lgwebuik	1/1	6/6	7/8	3/6	2/4	55
Carney	0/0	2/3	0/1	0/1	0/0	29

BUCCANEERS	1/1	8/9	7/9	3/7	2/4	55
OPPONENTS	0/0	6/6	6/11	5/9	1/4	50

RUSHING	NO.	YDS.	AVG.	LONG	TD
Tate	122	467	3.8	47t	7
W. Howard	115	452	3.9	29t	1
Wilder	86	343	4.0	19	1
Goode	63	231	3.7	22	0
Testaverde	28	138	4.9	24	1
BUCCANEERS	452	1,753	3.9	47t	11
OPPONENTS	478	1,551	3.2	48	21

PASSING	ATT.	CMP.	YDS.	CMP%	YDS/ATT	TD	TD%	INT	INT%	LONG	SK/LOST	RTG
Testaverde	466	222	3,240	47.6	6.95	13	2.8	35	7.5	59t	33/292	48.8
Ferguson	46	31	368	67.4	8.00	3	6.5	1	2.2	34	1/8	104.3
BUCCANEERS	512	253	3,608	49.4	7.05	16	3.1	36	7.0	59t	34/300	53.7
OPPONENTS	527	304	3,744	57.7	7.10	19	3.6	21	4.0	56	30/140	75.2

RECEIVING	NO.	YDS.	AVG.	LONG	TD
Hill	58	1040	17.9	42t	9
Carrier	57	970	17.0	59t	5
Hall	39	555	14.2	37	0
J. Smith	16	134	8.4	22	0
Pillow	15	206	13.7	34	1

BUCCANEERS	253	3,608	14.3	59t	16
OPPONENTS	304	3,744	12.3	56	19

INTERCEPTIONS	NO.	YDS.	AVG.	LONG	TD
Hamilton	6	123	20.5	58	0
Reynolds	4	7	2.3	7	0
Elder	3	9	3.0	9	0
Harris	2	26	13.0	24	0
Robinson	2	28	14.0	28	0

BUCCANEERS	21	283	13.5	58	1
OPPONENTS	36	480	13.3	46	2

TACKLES	SOLO	ASST.	TOTAL
Marve	88	33	121
Hamilton	82	25	107
Murphy	50	25	75
Reynolds	64	10	74
Futrell	60	12	72

SACKS	SP. TM.	TACKLES	
Holmes	4.0	Elder	21
Cannon	3.0	Harris	20
Davis	3.0	Walker	19
Jarvis	2.5	Washington	10
Goff	2.0	Rolling	7
Lee	2.0	D. Smith	7

BUCCANEERS	20.0
OPPONENTS	34.0

PUNTING	NO.	YDS.	AVG.	NET	TB	IN20	LG	BK
Criswell	68	2,477	36.4	32.4	0	20	62	0

BUCCANEERS	68	2,477	36.4	32.4	0	20	62	0
OPPONENTS	77	3,004	39.0	33.2	6	24	60	0

PUNT RETURNS	RET.	FC	YDS.	AVG.	LONG	TD
Futrell	27	10	283	10.5	40	0
J. Smith	8	3	45	5.6	20	0
Elder	1	0	0	0.0	0	0

BUCCANEERS	36	13	328	9.1	40	0
OPPONENTS	38	13	273	7.2	25	0

KICKOFF RETURNS	NO.	YDS.	AVG.	LONG	TD
Elder	34	772	22.7	51	0
J. Smith	10	180	18.0	26	0
D. Smith	9	188	20.9	30	0
McAdoo	4	108	27.0	31	0
Pillow	3	38	12.7	17	0

BUCCANEERS	64	1,345	21.0	51	0
OPPONENTS	52	1,129	21.7	57	0

USUAL STARTING LINEUP

OFFENSE:	DEFENSE:
WR 88 Mark Carrier	LE 79 Reuben Davis
LT 74 Paul Gruber	RE 95 Curt Jarvis
LG 68 Rick Mallory	RE 90 Ron Holmes
C 60 Randy Grimes	ILB 59 Kevin Murphy
RG 50 Dan Turk	OLB 99 Eugene Marve
RT 72 Rob Taylor	ILB 53 Sidney Coleman
TE 82 Ron Hall	OLB 57 Winston Moss
WR 84 Bruce Hill	LCB 29 Ricky Reynolds
QB 14 Vinny Testaverde	RCB 36 Bobby Futrell
FB 43 William Howard	SS 30 Mark Robinson
RB 34 Lars Tate	FS 39 Harry Hamilton

HISTORY

1989

Record: 5-11 Head Coach: Ray Perkins

DATE	W/L	SCORE	OPPONENT	ATT.
9/10	W	23-21	at Green Bay	55,650
9/17	L	16-20	SAN FRANCISCO	64,087
9/24	W	20-10	NEW ORLEANS	44,053
10/1	L	3-17	at Minnesota	54,817
10/8	W	42-35	CHICAGO	72,077
10/15	L	16-17	DETROIT	46,225
10/22	L	28-32	at Washington	52,862
10/29	L	23-56	at Cincinnati	57,225
11/5	L	31-42	CLEVELAND	69,162
11/12	L	10-24	MINNESOTA	56,271
11/19	W	32-31	at Chicago	63,826
11/26	W	14-13	at Phoenix	33,297
12/3	L	16-17	GREEN BAY	58,120
12/10	L	17-20	at Houston	54,532
12/17	L	7-33	at Detroit	40,362
12/24	L	22-31	PITTSBURGH	29,690

	BUCS	OPP
TOTAL FIRST DOWNS	288	317
Rushing	84	115
Passing	174	170
Penalty	30	32
3rd Down: Made/Att.	95/230	87/208
4th Down: Made/Att.	7/13	10/17

	BUCS	OPP
POSSESSION AVG.	29:55	30:05
TOTAL NET YARDS	4,842	5,460
Avg. Per Game	302.6	341.3
Total Plays	1,025	1,027
Avg. Per Play	4.7	5.3

	BUCS	OPP
NET YARDS RUSHING	1,570	2,023
Avg. Per Game	94.2	126.4
Total Rushes	412	479
NET YARDS PASSING	3,335	3,437
Avg. Per Game	208.4	214.8

	BUCS	OPP
Sacked/Yards Lost	43/331	33/222
Gross Yards	3,666	3,659
Att./Completions	570/302	515/301
Completion Pct.	53.0	58.4
Had Intercepted	28	21

	BUCS	OPP
PUNTS/AVERAGE	86/38.5	69/40.3
NET PUNTING AVG.	32.1	31.4
PENALTIES / YARDS	104/881	109/869
FUMBLES / FUMBLES LOST	21/9	30/18

	BUCS	OPP
TOUCHDOWNS	36	51
Rushing	10	18
Passing	23	29
Returns	3	4

BY QUARTERS	1	2	3	4	OT	TOT
BUCCANEERS	58	92	42	128	0	320
OPPONENTS	79	144	86	110	0	419

SCORING	TD	R	P	RT	PAT	FG	S	PTS
Igwebuikie	0	0	0	0	33/35	22/28	0	99
Carrier	9	0	9	0	0/0	0/0	0	54
Tate	9	8	1	0	0/0	0/0	0	54
Hill	5	0	5	0	0/0	0/0	0	30
Wildier	3	0	3	0	0/0	0/0	0	18

BUCCANEERS	36	10	23	3	34/36	22/28	2	320
OPPONENTS	51	18	29	4	51/51	20/24	1	419

FIELD GOALS	1/19	20/29	30/39	40/49	50+	LONG
Igwebuikie	0/0	9/9	6/6	5/10	2/3	53
BUCCANEERS	0/0	9/9	6/6	5/10	2/3	53
OPPONENTS	0/0	5/5	9/9	6/9	0/1	47

RUSHING	NO.	YDS.	AVG.	LONG	TD
Tate	167	589	3.5	48	8
Howard	108	357	3.3	15	1
Wildier	70	244	3.5	14	0
Stamps	29	141	4.9	21t	1
Testaverde	25	139	5.6	16	0
BUCCANEERS	412	1,507	3.7	48	10
OPPONENTS	479	2,023	4.2	59t	18

PASSING	ATT.	CMP.	YDS.	CMP%	YDS/ATT	TD	TD%	INT	INT%	LONG	SK/LOST	RTG
Testaverde	480	258	3,133	53.8	6.53	20	4.2	22	4.6	78t	38/294	68.9
Ferguson	90	44	533	48.9	5.92	3	3.3	6	6.7	69t	5/37	50.8
BUCCANEERS	570	302	3,666	53.0	6.43	23	4.0	48	4.9	78t	43/331	66.0
OPPONENTS	515	301	3,659	58.4	7.10	29	5.6	21	4.1	79t	33/222	82.2

RECEIVING	NO.	YDS.	AVG.	LONG	TD
Carrier	86	1,422	16.5	78t	9
Hill	50	673	13.5	53	5
Wildier	36	335	9.3	27	3
Hall	30	331	11.0	32	2
Howard	30	188	6.3	18	1
BUCCANEERS	302	3,666	12.1	78t	23
OPPONENTS	301	3,659	12.2	79t	29

INTERCEPTIONS	NO.	YDS.	AVG.	LONG	TD
Hamilton	6	70	11.7	30	0
Robinson	6	44	7.3	16	0
Reynolds	5	87	17.4	68t	1
Four tied with one					
BUCCANEERS	21	234	11.1	68t	2
OPPONENTS	28	240	8.6	39	2

TACKLES	SOLO	ASST.	TOTAL
Randle	74	40	114
Marve	71	35	106
Robinson	72	32	104
Jones	75	17	92
Hamilton	66	24	90

SACKS	SP. TM. TACKLES		
Murphy	6.0	Anno	28
Moss	5.5	Elder	23
Goff	4.0	Najarian	14
Davis	3.0	O. Harris	13
Jarvis	3.0	Stamps	13

BUCCANEERS	33.0
OPPONENTS	43.0

PUNTING	NO.	YDS.	AVG.	NET	TB	IN20	LG	BK
Mohr	84	3,311	39.4	32.1	3	10	58	2
BUCCANEERS	86	3,311	38.5	32.1	3	10	58	2
OPPONENTS	69	2,781	40.3	31.4	16	14	60	2

PUNT RETURNS	RET.	FC	YDS.	AVG.	LONG	TD
Drewrey	20	2	220	11.0	55	0
Futrell	12	2	76	6.3	15	0
BUCCANEERS	32	4	296	9.3	55	0
OPPONENTS	54	12	492	9.1	65	0

KICKOFF RETURNS	NO.	YDS.	AVG.	LONG	TD
Elder	40	685	17.1	30	0
Stamps	9	145	16.1	36	0
Howard	5	82	16.4	19	0
Futrell	4	58	14.5	22	0
Wildier	2	42	21.0	23	0
BUCCANEERS	62	1,055	17.0	36	0
OPPONENTS	55	1,143	20.8	72	0

USUAL STARTING LINEUP

OFFENSE:	DEFENSE:
WR 88 Mark Carrier	LE 79 Reuben Davis
LT 74 Paul Gruber	NT 95 Curt Jarvis
LG 73 Tom McHale	RE 94 Robert Goff
C 60 Randy Grimes	OLB 59 Kevin Murphy
RG 69 John Bruhin	ILB 99 Eugene Marve
RT 72 Rob Taylor	ILB 54 Ervin Randle
TE 82 Ron Hall	OLB 58 Winston Moss
WR 84 Bruce Hill	LCB 29 Ricky Reynolds
QB 14 Vinny Testaverde	RCB 22 Rod Jones
FB 43 William Howard	SS 30 Mark Robinson
RB 34 Lars Tate	FS 39 Harry Hamilton

1990

**Record: 6-10 Head Coach: Ray Perkins (13 games),
Richard Williamson (3 games)**

DATE	W/L	SCORE	OPPONENT	ATT.
9/9	W	38-21	at Detroit	54,728
9/16	L	14-35	L.A. RAMS	59,705
9/23	W	23-20	DETROIT	55,075
9/30	W	23-20	at Minnesota (ot)	54,462
10/7	L	10-14	at Dallas	60,076
10/14	W	26-14	GREEN BAY	67,472
10/21	L	13-17	DALLAS	68,315
10/28	L	10-41	at San Diego	40,653
11/4	L	6-26	CHICAGO	68,555
11/11	L	7-35	at New Orleans	67,865
11/18	L	7-31	at San Francisco	62,221
11/25	L	10-20	at Green Bay (Milw.)	55,677
12/2	W	23-17	ATLANTA	42,839
12/16	W	26-13	MINNESOTA	47,272
12/23	L	14-27	at Chicago	46,456
12/30	L	14-16	N.Y. JETS	46,543

	BUCS	OPP
TOTAL FIRST DOWNS	238	313
Rushing	83	129
Passing	142	168
Penalty	13	16
3rd Down: Made/Att.	76/204	93/205
4th Down: Made/Att.	9/19	7/13
POSSESSION AVG.	28:11	31:49
TOTAL NET YARDS	4,475	5,479
Avg. Per Game	279.7	342.4
Total Plays	911	1,001
Avg. Per Play	4.9	5.5
NET YARDS RUSHING	1,626	2,223
Avg. Per Game	101.6	138.9
Total Rushes	410	496
NET YARDS PASSING	2,849	3,256
Avg. Per Game	178.1	203.5
Sacked /Yards Lost	53/433	34/204
Gross Yards	3,282	3,460
Att./Completions	448/245	471/263
Completion Pct.	54.7	55.8
Had Intercepted	24	25
PUNTS/AVERAGE	72/40.3	55/40.5
NET PUNTING AVG.	34.0	35.7
PENALTIES / YARDS	77/651	78/617
FUMBLES / FUMBLES LOST	38/19	33/7
TOUCHDOWNS	28	45
Rushing	7	20
Passing	18	22
Returns	3	3

BY QUARTERS	1	2	3	4	OT	TOT
BUCCANEERS	41	99	50	71	3	264
OPPONENTS	59	112	100	96	0	367

SCORING	TD	R	P	RT	PAT	FG	S	PTS
Christie	0	0	0	0	27/27	23/27	0	96
G. Anderson	5	3	2	0	0/0	0/0	0	30
Hill	5	0	5	0	0/0	0/0	0	30
Carrier	4	0	4	0	0/0	0/0	0	24
Haddix	3	0	0	3	0/0	0/0	0	18

BUCCANEERS	28	7	18	3	27/28	23/27	0	264
OPPONENTS	45	20	22	3	43/45	18/27	0	367

FIELD GOALS	1/19	20/29	30/39	40/49	50+	LONG
Christie	0/0	7/7	10/13	4/5	2/2	54

BUCCANEERS	0/0	7/7	10/13	4/5	2/2	54
OPPONENTS	0/0	11/11	4/5	3/8	0/3	46

RUSHING	NO.	YDS.	AVG.	LONG	TD
G. Anderson	166	646	3.9	22	3
Cobb	151	480	3.2	17	2
Testaverde	38	280	7.4	48t	1
Harvey	27	113	4.2	14	0
Chandler	13	71	5.5	18	1

PASSING	ATT.	CMP.	YDS.	CMP%	YDS/ATT	TD	TD%	INT	INT%	LONG	SK/LOST	RTG
Testaverde	365	203	2,818	55.6	7.72	17	4.7	18	4.9	89t	38/330	75.6
Chandler	83	42	464	50.6	5.59	1	1.2	6	7.2	68t	15/103	41.4
BUCCANEERS	448	245	3,282	54.7	7.33	18	4.0	24	5.4	89t	53/433	69.3
OPPONENTS	471	263	3,460	55.8	7.35	22	4.7	25	5.3	75t	34/204	72.7

BUCCANEERS	410	1,626	4.0	48t	7
OPPONENTS	496	2,223	4.5	47t	20

RECEIVING	NO.	YDS.	AVG.	LONG	TD
Carrier	49	813	16.6	68t	4
Hill	42	641	15.3	48t	5
Cobb	39	299	7.7	17	0
G. Anderson	38	464	12.2	74	2
Hall	31	464	15.0	54t	2

BUCCANEERS	245	3,282	13.4	89t	18
OPPONENTS	263	3,460	13.2	75t	22

INTERCEPTIONS	NO.	YDS.	AVG.	LONG	TD
Haddix	7	231	33.0	65t	3
Hamilton	5	39	7.8	27	0
Robinson	4	81	20.3	27	0
Reynolds	3	70	23.3	46	0
Everett	3	28	9.3	23	0

BUCCANEERS	25	487	19.5	65t	3
OPPONENTS	24	346	14.4	64t	2

TACKLES	SOLO	ASST.	TOTAL
Hamilton	81	38	119
Robinson	86	29	115
Marve	75	36	111
Randle	46	32	78
Murphy	57	20	77

SACKS	SP. TM.	TACKLES	
Thomas	7.5	Anno	25
Randle	5.5	Harris	21
Murphy	4.0	Perkins	18
Moss	3.5	Coleman	14
Newton	3.0	McCants	9

BUCCANEERS	34.0											
OPPONENTS	53.0											

PUNTING	NO.	YDS.	AVG.	NET	TB	IN20	LG	BK
Royals	72	2,902	40.3	34.0	5	8	62	0
BUCCANEERS	72	2,902	40.3	34.0	5	8	62	0
OPPONENTS	55	2,230	40.5	35.7	4	16	54	0

PUNT RETURNS	RET.	FC	YDS.	AVG.	LONG	TD
Drewrey	23	15	184	8.0	16	0

BUCCANEERS	23	15	184	8.0	16	0
OPPONENTS	39	16	352	9.0	36	0

KICKOFF RETURNS	NO.	YDS.	AVG.	LONG	TD
Peebles	18	369	20.5	55	0
Drewrey	14	244	17.4	29	0
Harvey	12	207	17.3	27	0
Cobb	11	223	20.3	45	0
G. Anderson	6	123	20.5	37	0

BUCCANEERS	63	1,175	18.7	55	0
OPPONENTS	43	1,036	24.1	65	0

USUAL STARTING LINEUP

OFFENSE:	DEFENSE:
WR 88 Mark Carrier	LE 79 Reuben Davis
LT 74 Paul Gruber	RE 95 Curt Jarvis
LG 73 Tom McHale	NT 71 Jim Skow
C 60 Randy Grimes	OLB 51 Broderick Thomas
RG 62 Ian Beckles	ILB 99 Eugene Marve
RT 72 Rob Taylor	ILB 58 Winston Moss
TE 82 Ron Hall	OLB 59 Kevin Murphy
WR 84 Bruce Hill	LCB 29 Ricky Reynolds
QB 14 Vinny Testaverde	RCB 45 Wayne Haddix
FB 33 Reggie Cobb	SS 30 Mark Robinson
RB 40 Gary Anderson	FS 39 Harry Hamilton

HISTORY

1991

Record: 3-13 Head Coach: Richard Williamson

DATE	W/L	SCORE	OPPONENT	ATT.
9/1	L	13-16	at N.Y. Jets	61,204
9/8	L	20-21	CHICAGO	65,625
9/15	L	13-15	at Green Bay	58,114
9/22	L	10-17	BUFFALO	57,323
9/29	L	3-31	at Detroit	48,784
10/6	W	14-13	PHILADELPHIA	41,219
10/20	L	7-23	at New Orleans	68,591
10/27	L	0-27	GREEN BAY	40,275
11/3	L	13-28	at Minnesota	35,737
11/10	W	30-21	DETROIT	37,742
11/17	L	7-43	at Atlanta	41,274
11/24	L	14-21	N.Y. GIANTS	63,698
12/1	L	14-33	at Miami	51,036
12/8	L	24-26	MINNESOTA	41,091
12/14	L	0-27	at Chicago	54,719
12/22	W	17-3	INDIANAPOLIS	28,043

	BUCS	OPP
TOTAL FIRST DOWNS	249	295
Rushing	79	120
Passing	147	147
Penalty	23	28
3rd Down: Made/Att.	60/190	79/209
4th Down: Made/Att.	7/14	6/13
POSSESSION AVG.	26:57	33:03
TOTAL NET YARDS	4,001	4,979
Avg. Per Game	250.1	311.2
Total Plays	922	989
Avg. Per Play	4.3	5.0
NET YARDS RUSHING	1,429	2,107
Avg. Per Game	89.3	131.7
Total Rushes	371	512
NET YARDS PASSING	2,572	2,872
Avg. Per Game	160.8	179.5
Sacked/Yards Lost	56/383	39/258
Gross Yards	2,955	3,130
Att./Completions	495/250	438/257
Completion Pct.	50.9	58.7
Had Intercepted	29	11
PUNTS/AVERAGE	84/40.3	71/42.9
NET PUNTING AVG.	32.3	36.5
PENALTIES/YARDS	88/780	110/925
FUMBLES/FUMBLES LOST	30/18	27/16
TOUCHDOWNS	22	41
Rushing	9	21
Passing	13	15
Returns	0	5

BY QUARTERS	1	2	3	4	OT	TOT
BUCCANEERS	30	49	41	79	0	199
OPPONENTS	82	111	77	95	0	365

SCORING	TD	R	P	RT	PAT	FG	S	PTS
Christie	0	0	0	0	22/22	15/20	0	67
Cobb	7	7	0	0	0/0	0/0	0	42
Dawsey	4	1	3	0	0/0	0/0	0	24

BUCCANEERS	22	9	13	0	22/22	15/20	0	199
OPPONENTS	41	21	15	5	40/41	25/35	2	365

FIELD GOALS	1/19	20/29	30/39	40/49	50+	LONG
Christie	1/1	4/4	7/11	3/4	0/0	49

BUCCANEERS	1/1	4/4	7/11	3/4	0/0	49
OPPONENTS	2/2	5/5	9/11	7/14	2/3	50

RUSHING	NO.	YDS.	AVG.	LONG	TD
Cobb	196	752	3.8	59t	7
G. Anderson	72	263	3.7	64t	1
Wilson	42	179	4.3	20	0
Testaverde	32	101	3.2	19	0
Chandler	18	79	4.4	12	0
BUCCANEERS	371	1,429	3.9	64t	9
OPPONENTS	512	2,107	4.1	71t	21

PASSING	ATT.	CMP.	YDS.	CMP%	YDS/ATT	TD	TD%	INT	INT%	LONG	SK/LOST	RTG
Testaverde	326	166	1,994	50.9	6.12	8	2.5	15	4.6	87t	35/234	59.0
Chandler	104	53	557	51.0	5.36	4	3.8	8	7.7	35	10/76	47.6
Carlson	65	31	404	47.7	6.22	1	1.5	6	9.2	36	11/73	34.4
BUCCANEERS	495	250	2,955	50.5	5.97	13	2.6	29	5.9	87t	56/383	53.4
OPPONENTS	438	257	3,130	58.7	7.15	15	3.4	11	2.5	51	39/258	81.7

RECEIVING	NO.	YDS.	AVG.	LONG	TD
Dawsey	55	818	14.9	65t	3
Carrier	47	698	14.9	35	2
Ron Hall	31	284	9.2	24	0
Drewrey	26	375	14.4	87t	2
G. Anderson	25	184	7.4	21	0
BUCCANEERS	250	2,955	11.8	87t	13
OPPONENTS	257	3,130	12.2	51	15

INTERCEPTIONS	NO.	YDS.	AVG.	LONG	TD
Covington	3	21	7.0	18	0
Fullington	2	13	6.5	10	0
Reynolds	2	7	3.5	7	0
Four tied with one					
BUCCANEERS	11	62	5.7	18	0
OPPONENTS	29	349	12.0	32	1

TACKLES	SOLO	ASST.	TOTAL
Thomas	98	76	174
Solomon	91	37	128
Covington	64	20	84
M. Carter	41	21	62
Murphy	31	30	61

SACKS	SP. TM. TACKLES		
Thomas	11.0	Anno	9
Manley	7.0	Hardy	7
Newton	5.5	Tiggle	7
McCants	5.0	Four tied with six	
Davis	3.5		

BUCCANEERS	39.0
OPPONENTS	56.0

PUNTING	NO.	YDS.	AVG.	NET	TB	IN20	LG	BK
Royals	84	3,389	40.3	32.3	6	22	56	0
BUCCANEERS	84	3,389	40.3	32.3	6	22	56	0
OPPONENTS	71	3,049	42.9	36.5	5	18	63	0

PUNT RETURNS	RET.	FC	YDS.	AVG.	LONG	TD
Drewrey	38	15	360	9.5	33	0
C. Carter	1	0	1	1.0	1	0

BUCCANEERS	39	15	361	9.3	33	0
OPPONENTS	49	11	559	11.4	70t	1

KICKOFF RETURNS	NO.	YDS.	AVG.	LONG	TD
G. Anderson	34	643	18.9	39	0
Drewrey	12	246	20.5	43	0
Hardy	8	119	14.9	26	0
Cobb	2	15	7.5	15	0
Wilson	2	19	9.5	11	0

BUCCANEERS	60	1,047	17.5	43	0
OPPONENTS	32	720	22.5	55	0

USUAL STARTING LINEUP

OFFENSE:	DEFENSE:
WR 88 Mark Carrier	LE 98 Ray Seals
LT 74 Paul Gruber	NT 96 Tim Newton
LG 73 Tom McHale	UT 79 Rueben Davis
C 61 Tony Mayberry	RE 52 Keith McCants
RG 62 Ian Beckles	OLB 59 Kevin Murphy
RT 72 Rob Taylor	ILB 55 Jesse Solomon
TE 82 Ron Hall	OLB 51 Broderick Thomas
WR 80 Lawrence Dawsey	LCB 29 Ricky Reynolds
QB 14 Vinny Testaverde	RCB 44 Carl Carter
FB 20 Robert Wilson	SS 25 Tony Covington
RB 34 Reggie Cobb	FS 23 Marty Carter

1992

Record: 5-11 Head Coach: Sam Wyche

DATE	W/L	SCORE	OPPONENT	ATT.
9/6	W	23-7	PHOENIX	41,315
9/13	W	31-3	GREEN BAY	50,051
9/20	L	20-26	at Minnesota	48,113
9/27	W	27-23	at Detroit	51,374
10/4	L	14-24	INDIANAPOLIS	56,585
10/18	L	14-31	at Chicago	61,412
10/25	L	7-38	DETROIT	53,995
11/1	L	21-23	at New Orleans	68,591
11/8	L	7-35	MINNESOTA	49,095
11/15	W	20-17	CHICAGO	69,102
11/22	L	14-29	at San Diego	43,197
11/29	L	14-19	at Green Bay (at Milw.)	52,347
12/6	L	27-31	L.A. RAMS	38,287
12/13	L	7-35	ATLANTA	39,096
12/19	L	14-21	at San Francisco	60,519
12/27	W	7-3	at Phoenix	29,645

	BUCS	OPP
TOTAL FIRST DOWNS	281	296
Rushing	100	100
Passing	165	175
Penalty	16	21
3rd Down: Made/Att.	78/210	92/212
4th Down: Made/Att.	8/21	7/12
POSSESSION AVG.	29:15	30:45
TOTAL NET YARDS	4,771	5,185
Avg. Per Game	298.2	324.1
Total Plays	994	985
Avg. Per Play	4.8	5.3
NET YARDS RUSHING	1,706	1,675
Avg. Per Game	106.6	104.7
Total Rushes	438	441
NET YARDS PASSING	3,065	3,510
Avg. Per Game	191.6	219.4
Sacked / Yards Lost	45/334	36/230
Gross Yards	3,399	3,740
Att./Completions	511/299	508/293
Completion Pct.	58.5	57.7
Had Intercepted	20	20
PUNTS/AVERAGE	74/40.7	64/41.3
NET PUNTING AVG.	36.2	36.3
PENALTIES / YARDS	92/754	74/563
FUMBLES / FUMBLES LOST	19/9	19/12
TOUCHDOWNS	33	43
Rushing	12	15
Passing	17	25
Returns	4	3

BY QUARTERS	1	2	3	4	OT	TOT
BUCCANEERS	60	107	31	69	0	267
OPPONENTS	88	70	112	95	0	365

SCORING	TD	R	P	RT	PAT	FG	S	PTS
Cobb	9	9	0	0	0/0	0/0	0	54
Willis	0	0	0	0	20/20	8/14	0	44
Murray	0	0	0	0	13/13	4/8	0	25
Carrier	4	0	4	0	0/0	0/0	0	24
Hall	4	0	4	0	0/0	0/0	0	24

BUCCANEERS	33	12	17	4	33/33	12/22	0	267
OPPONENTS	43	15	25	3	43/43	20/30	2	365

FIELD GOALS	1/19	20/29	30/39	40/49	50+	LONG
Willis	0/0	3/3	1/4	4/7	0/0	45
Murray	0/0	0/0	2/4	2/4	0/0	47
BUCCANEERS	0/0	3/3	3/8	6/11	0/0	47
OPPONENTS	1/1	6/6	8/11	4/8	1/4	50

RUSHING	NO.	YDS.	AVG.	LONG	TD
Cobb	310	1,171	3.8	25	9
Testaverde	36	197	5.5	18	2
G. Anderson	55	194	3.5	18	1
McDowell	14	81	5.8	23	0
Jennings	5	25	5.0	10	0
BUCCANEERS	438	1,706	3.9	25	12
OPPONENTS	441	1,675	3.8	55t	15

PASSING	ATT.	CMP.	YDS.	CMP%	YDS/ATT	TD	TD%	INT	INT%	LONG	SK/LOST	RTG
Testaverde	358	206	2,554	57.5	7.13	14	3.9	16	4.5	81t	35/259	74.2
DeBerg	125	76	710	60.8	5.68	3	2.4	4	3.2	28t	8/66	71.1
Erickson	26	15	121	57.7	4.65	0	0.0	0	0.0	24	2/9	69.6
BUCCANEERS	511	299	3,399	58.5	6.65	17	3.3	20	3.9	81t	45/334	73.3
OPPONENTS	508	293	3,740	57.7	7.36	25	4.9	20	3.9	83t	36/230	80.8

RECEIVING	NO.	YDS.	AVG.	LONG	TD
Dawsey	60	776	12.9	41	1
Carrier	56	692	12.4	40	4
Hall	39	351	9.0	32	4
G. Anderson	34	284	8.4	34	0
McDowell	27	258	9.6	51t	2

BUCCANEERS	299	3,399	11.4	81t	17
OPPONENTS	293	3,740	12.8	83t	25

INTERCEPTIONS	NO.	YDS.	AVG.	LONG	TD
Fullington	3	25	8.3	16	0
Carter	3	1	0.3	1	0
Mack	3	0	0.0	0	0

BUCCANEERS	20	234	11.7	75	1
OPPONENTS	20	211	10.6	46	1

TACKLES	SOLO	ASST.	TOTAL
Carter	78	40	118
Williams	76	39	115
Thomas	62	51	113
Fullington	59	35	94
Dotson	57	14	71

SACKS	NO.	YDS.	SP. TM.	TACKLES
Dotson	10.0		Brownlow	9
Fullington	5.0		King	9
McCants	5.0		Fullington	8
Seals	5.0		Burnette	7
Wheeler	5.0		Alexander	5

BUCCANEERS	36.0
OPPONENTS	45.0

PUNTING	NO.	YDS.	AVG.	NET	TB	IN20	LG	BK
Stryzinski	74	3,015	40.7	36.2	11	15	57	0

BUCCANEERS	74	3,015	40.7	36.2	11	15	57	0
OPPONENTS	64	2,645	41.3	36.3	8	16	60	0

PUNT RETURNS	RET.	FC	YDS.	AVG.	LONG	TD
Hawkins	13	8	53	4.1	17	0
Drewrey	7	6	62	8.9	17	0
G. Anderson	6	1	45	7.5	13	0

BUCCANEERS	26	15	160	6.2	17	0
OPPONENTS	22	26	117	5.3	16	0

KICKOFF RETURNS	NO.	YDS.	AVG.	LONG	TD
G. Anderson	29	564	19.4	39	0
Hawkins	9	118	13.1	18	0
G. Thomas	3	72	24.0	37	0
Brooks	3	49	16.3	24	0

BUCCANEERS	50	881	17.6	39	0
OPPONENTS	49	1,236	25.2	89t	1

USUAL STARTING LINEUP

OFFENSE:	DEFENSE:
WR 88 Mark Carrier	LE 98 Ray Seals
LT 74 Paul Gruber	NT 77 Mark Wheeler
LG 66 Bruce Reimers	UT 71 Santana Dotson
C 61 Tony Mayberry	RE 52 Keith McCants
RG 62 Ian Beckles	OLB 54 Jimmy Williams
RT 70 Charles McRae	ILB 55 Darrick Brownlow
TE 82 Ron Hall	OLB 51 Broderick Thomas
WR 80 Lawrence Dawsey	LCB 29 Ricky Reynolds
QB 14 Vinny Testaverde	RCB 21 Milton Mack
FB 37 Anthony McDowell	SS 23 Marty Carter
RB 34 Reggie Cobb	FS 27 Darrell Fullington

HISTORY

1993

Record: 5-11 Head Coach: Sam Wyche

DATE	W/L	SCORE	OPPONENT	ATT.
9/5	L	3-27	KANSAS CITY	63,378
9/12	L	7-23	at N.Y. Giants	75,891
9/26	L	17-47	at Chicago	58,329
10/3	W	27-10	DETROIT	40,794
10/10	L	0-15	at Minnesota	53,562
10/24	L	14-37	GREEN BAY	47,354
10/31	W	31-24	at Atlanta	50,647
11/7	L	0-23	at Detroit	65,295
11/14	L	21-45	SAN FRANCISCO	43,835
11/21	W	23-10	MINNESOTA	40,848
11/28	L	10-13	at Green Bay	56,995
12/5	L	17-23	WASHINGTON	49,035
12/12	W	13-10	CHICAGO	56,667
12/19	L	20-27	at L.A. Raiders	40,532
12/26	W	17-10	at Denver	73,434
1/2	L	17-32	SAN DIEGO	35,587

	BUCS	OPP
TOTAL FIRST DOWNS	241	280
Rushing	80	109
Passing	141	152
Penalty	20	19
3rd Down: Made/Att.	74/213	85/224
4th Down: Made/Att.	3/12	5/16
POSSESSION AVG.	28:38	31:22
TOTAL NET YARDS	4,311	5,246
Avg. Per Game	269.4	327.9
Total Plays	949	1,011
Avg. Per Play	4.5	5.2
NET YARDS RUSHING	1,290	1,994
Avg. Per Game	80.6	124.6
Total Rushes	402	479
NET YARDS PASSING	3,021	3,252
Avg. Per Game	188.8	203.3
Sacked/Yards Lost	39/274	29/132
Gross Yards	3,295	3,384
Att./Completions	508/262	503/300
Completion Pct.	51.6	59.6
Had Intercepted	25	9
PUNTS/AVERAGE	94/40.1	76/43.3
NET PUNTING AVG.	35.3	36.3
PENALTIES/YARDS	89/765	126/913
FUMBLES/FUMBLES LOST	28/11	27/13
TOUCHDOWNS	27	40
Rushing	6	15
Passing	19	22
Returns	2	3

BY QUARTERS	1	2	3	4	OT	TOT
BUCCANEERS	19	74	89	55	0	237
OPPONENTS	72	133	75	96	0	376

SCORING	TD	R	P	RT	PAT	FG	S	PTS
Husted	0	0	0	0	27/27	16/22	0	75
Hawkins	5	0	5	0	0/0	0/0	0	30
Cobb	4	3	1	0	0/0	0/0	0	24
Copeland	4	0	4	0	0/0	0/0	0	24
Workman	4	2	2	0	0/0	0/0	0	24
BUCCANEERS	27	6	19	2	27/27	16/22	0	237
OPPONENTS	40	15	22	3	38/40	32/35	1	376

FIELD GOALS	1/19	20/29	30/39	40/49	50+	LONG
Husted	0/0	5/5	5/6	3/6	3/5	57
BUCCANEERS	0/0	5/5	5/6	3/6	3/5	57
OPPONENTS	0/0	9/9	10/10	9/10	4/6	55

RUSHING	NO.	YDS.	AVG.	LONG	TD
Cobb	221	658	3.0	16	3
Workman	78	284	3.6	21	2
Royster	33	115	3.5	19	1
Erickson	26	96	3.7	15	0
G. Anderson	28	56	2.0	13	0
BUCCANEERS	402	1,290	3.2	22	6
OPPONENTS	479	1,994	4.2	78	15

PASSING	ATT.	CMP.	YDS.	CMP%	YDS/ATT	TD	TD%	INT	INT%	LONG	SK/LOST	RTG
Erickson	457	233	3,054	51.0	6.68	18	3.9	21	4.6	67	35/236	66.4
DeBerg	39	23	186	59.0	4.77	1	2.6	3	7.7	24	3/27	47.6
Weldon	11	6	55	54.5	5.00	0	0.0	1	9.1	20	1/11	30.5
BUCCANEERS	508	262	3,295	51.6	6.49	19	3.7	25	4.9	67	39/274	64.1
OPPONENTS	503	300	3,384	59.6	6.73	22	4.4	9	1.8	53	29/132	86.9

RECEIVING	NO.	YDS.	AVG.	LONG	TD
Hawkins	62	933	15.0	67	5
Workman	54	411	7.6	42	2
Copeland	30	633	21.1	67	4
Hall	23	268	11.7	37	1
C. Wilson	15	225	15.0	24	0
BUCCANEERS	262	3,295	12.6	67	19
OPPONENTS	300	3,384	11.3	53	22

INTERCEPTIONS	NO.	YDS.	AVG.	LONG	TD
King	3	29	9.7	28	0
Six tied with one					
BUCCANEERS	9	71	7.9	28	2
OPPONENTS	25	280	11.2	59	1

TACKLES	SOLO	ASST.	TOTAL
Nickerson	124	90	214
Carter	94	36	130
Mayhew	48	28	76
Thomas	43	32	75
Dotson	41	22	63

SACKS	NO.	YDS.	AVG.	LONG	TD
Seals	8.5	Brownlow			11
Curry	5.0	Jones			10
Dotson	5.0	Buckley			7
Price	3.0	Bussey			6
Wheeler	2.0	Gray			6
Lee	2.0	Lynch			6
BUCCANEERS	20.0				
OPPONENTS	34.0				

PUNTING	NO.	YDS.	AVG.	NET	TB	IN20	LG	BK
Stryzinski	93	3,772	40.6	35.3	3	24	57	1
BUCCANEERS	94	3,772	40.1	35.3	3	24	57	1
OPPONENTS	76	3,290	43.3	36.3	11	20	64	0

PUNT RETURNS	RET.	FC	YDS.	AVG.	LONG	TD
G. Anderson	17	1	113	6.6	15	0
Hawkins	15	8	166	11.1	35	0
Claborn	6	6	32	5.3	13	0
BUCCANEERS	38	15	311	8.2	35	0
OPPONENTS	53	23	394	7.4	54	0

KICKOFF RETURNS	NO.	YDS.	AVG.	LONG	TD
C. Wilson	23	454	19.7	42	0
G. Anderson	12	181	15.1	24	0
Royster	8	102	12.8	26	0
Turner	6	61	10.2	19	0
Workman	5	67	13.4	19	0
BUCCANEERS	58	922	15.9	42	0
OPPONENTS	28	499	17.8	46	0

USUAL STARTING LINEUP											
OFFENSE:						DEFENSE:					
WR	85	Courtney Hawkins	LE	98	Ray Seals						
LT	74	Paul Gruber	NT	77	Mark Wheeler						
LG	66	Bruce Reimers	UT	71	Santana Dotson						
C	61	Tony Mayberry	RE	75	Eric Curry						
RG	62	Ian Beckles	OLB	54	Jimmy Williams						
RT	76	Scott Dill	ILB	56	Hardy Nickerson						
TE	82	Ron Hall	DB	27	Barney Bussey						
WR	88	Horace Copeland	LCB	35	Martin Mayhew						
QB	7	Craig Erickson	RCB	29	Ray Reynolds						
FB	46	Vince Workman	SS	23	Marty Carter						
RB	34	Reggie Cobb	FS	41	Joe King						

1994

Record: 6-10 Head Coach: Sam Wyche

DATE	W/L	SCORE	OPPONENT	ATT.
9/4	L	9-21	at Chicago	61,844
9/11	W	24-10	INDIANAPOLIS	36,631
9/18	L	7-9	NEW ORLEANS	45,522
9/25	L	3-30	at Green Bay	58,551
10/2	W	24-14	DETROIT	38,012
10/9	L	13-34	at Atlanta	52,633
10/23	L	16-41	at San Francisco	62,741
10/30	L	13-36	MINNESOTA	42,110
11/6	L	6-20	CHICAGO	60,821
11/13	L	9-14	at Detroit	50,814
11/20	L	21-22	at Seattle	37,466
11/27	W	20-17	at Minnesota (ot)	47,259
12/4	W	26-21	WASHINGTON	45,121
12/11	W	24-14	L.A. RAMS	34,150
12/18	W	17-14	at Washington	47,315
12/24	L	19-34	GREEN BAY	65,076

	BUCS	OPP
--	------	-----

TOTAL FIRST DOWNS	276	298
Rushing	104	100
Passing	149	179
Penalty	23	19
3rd Down: Made/Att.	73/199	94/214
4th Down: Made/Att.	6/15	4/12
POSSESSION AVG.	29:55	30:05
TOTAL NET YARDS	4,754	5,336
Avg. Per Game	297.1	333.5
Total Plays	951	986
Avg. Per Play	5.0	5.4
NET YARDS RUSHING	1,489	1,964
Avg. Per Game	93.1	122.8
Total Rushes	430	468
NET YARDS PASSING	3,265	3,372
Avg. Per Game	204.1	210.8
Sacked/Yards Lost	30/171	20/114
Gross Yards	3,436	3,486
Att./Completions	491/271	498/303
Completion Pct.	55.2	60.8
Had Intercepted	16	9
PUNTS/AVERAGE	74/38.6	68/42.7
NET PUNTING AVG.	35.5	34.6
PENALTIES/YARDS	93/805	94/690
FUMBLES/FUMBLES LOST	18/7	21/12
TOUCHDOWNS	26	40
Rushing	8	13
Passing	17	25
Returns	1	2

BY QUARTERS	1	2	3	4	OT	TOT
-------------	---	---	---	---	----	-----

BUCS	30	94	35	89	3	251
OPPONENTS	75	142	74	60	0	351

SCORING	TD	R	P	RT	PAT	2-PT.	FG	S	PTS
---------	----	---	---	----	-----	-------	----	---	-----

Husted	0	0	0	0	20/20	0	23/35	0	89
Rhett	7	7	0	0	0/0	1	0/0	0	44
C. Wilson	6	0	6	0	0/0	0	0/0	0	36
Hawkins	5	0	5	0	0/0	0	0/0	0	30
J. Harris	3	0	3	0	0/0	1	0/0	0	20

BUCS	26	8	17	1	20/20	3/6	23/35	0	251
OPPONENTS	40	13	25	2	38/38	2/2	23/26	0	351

FIELD GOALS	1/19	20/29	30/39	40/49	50+	LONG
-------------	------	-------	-------	-------	-----	------

Husted	0/0	8/8	10/12	4/10	1/5	53
--------	-----	-----	-------	------	-----	----

BUCS	0/0	8/8	10/12	4/10	1/5	53
OPPONENTS	2/2	10/11	7/7	3/5	1/1	51

RUSHING	NO.	YDS.	AVG.	LONG	TD
---------	-----	------	------	------	----

Rhett	284	1,011	3.6	27	7
Workman	79	291	3.7	18	0
Erickson	26	68	2.6	17	1
McDowell	21	58	2.8	8	0
Dilfer	2	27	13.5	15	0

BUCS	430	1,489	3.5	27	8
OPPONENTS	468	1,964	4.2	85	13

PASSING	ATT.	CMP.	YDS.	CMP%	YDS/ATT	TD	TD%	INT	INT%	LONG	SK/LOST	RTG
---------	------	------	------	------	---------	----	-----	-----	------	------	---------	-----

Erickson	399	225	2,919	56.4	7.32	16	4.0	10	2.5	71t	22/129	82.5
Dilfer	82	28	433	46.3	5.28	1	1.2	6	7.3	42	8/42	36.3
Weldon	9	7	63	77.8	7.00	0	0.0	0	0.0	27	0/0	95.8
Stryzinski	1	1	21	100.0	21.00	0	0.0	0	0.0	21	0/0	118.8

BUCS	491	271	3,436	55.2	7.00	17	3.5	16	3.3	71t	30/171	75.2
OPPONENTS	498	303	3,486	60.8	7.00	25	5.0	9	1.8	81t	20/114	91.2

RECEIVING	NO.	YDS.	AVG.	LONG	TD
-----------	-----	------	------	------	----

Dawsey	46	673	14.6	46	1
Hawkins	37	438	11.8	32	5
C. Wilson	31	652	21.0	71t	6
McDowell	29	193	6.7	19	1
J. Harris	26	337	13.0	48t	3

BUCS	271	3,436	12.7	71t	17
OPPONENTS	303	3,486	11.5	81t	25

INTERCEPTIONS	NO.	YDS.	AVG.	LONG	TD
---------------	-----	------	------	------	----

Nickerson	2	9	4.5	10	0
Mayhew	2	4	2.0	4	0

Five tied with one

BUCS	9	77	8.6	38	0
OPPONENTS	16	323	20.2	92t	2

TACKLES	SOLO	ASST.	TOTAL
---------	------	-------	-------

Nickerson	86	36	122
Carter	74	19	93
Bussey	53	19	72
Mayhew	58	11	69
Everett	53	12	65

SACKS	SP. TM.	TACKLES
-------	---------	---------

Culpepper	4.0	Buckley	9
Curry	3.0	Lynch	8
Dotson	3.0	J. Brady	7
Wheeler	3.0	Bussey	7
K. Wilson	2.5	Marts	7

BUCS	20.0
OPPONENTS	30.0

PUNTING	NO.	YDS.	AVG.	NET	TB	IN20	LG	BK
---------	-----	------	------	-----	----	------	----	----

Stryzinski	72	2,800	38.9	35.9	6	20	53	0
Husted	2	53	26.5	22.0	0	2	32	0

BUCS	74	2,853	38.6	35.5	6	22	53	0
OPPONENTS	68	2,902	42.7	34.6	15	18	65	1

PUNT RETURNS	RET.	FC	YDS.	AVG.	LONG	TD
--------------	------	----	------	------	------	----

Turner	21	4	218	10.4	80t	1
Hawkins	5	2	28	5.6	9	0
Everett	2	2	2	1.0	1	0

BUCS	28	8	248	8.9	80t	1
OPPONENTS	19	42	103	5.4	40	0

KICKOFF RETURNS	NO.	YDS.	AVG.	LONG	TD
-----------------	-----	------	------	------	----

Turner	43	886	20.6	77	0
C. Wilson	10	251	25.1	41	0
Buckley	8	177	22.1	35	0
R. Green	2	33	16.5	18	0
Culpepper	2	30	15.0	18	0
Moore	2	27	13.5	16	0

BUCS	70	1,422	20.3	77	0
OPPONENTS	44	941	21.4	57	0

USUAL STARTING LINEUP

OFFENSE:

WR	85	Courtney Hawkins	LE	72	Chidi Anohut
LT	74	Paul Gruber	NT	73	Brad Culpepper
LG	70	Charles McRae	UT	71	Santana Dotson
C	61	Tony Mayberry	RE	75	Eric Curry
RG	62	Ian Beckles	OLB	55	Lonnice Marts
RT	76	Scott Dill	ILB	56	Hardy Nickerson
TE	81	Jackie Harris	OLB	27	Barney Bussey
	86	Tiji Armstrong	LCB	35	Martin Mayhew
WR	84	Charles Wilson	RCB	39	Charles Dimry
QB	7	Craig Erickson	SS	23	Marty Carter
FB	33	Anthony McDowell	FS	22	Thomas Everett
RB	32	Ernie Rhett			
	46	Vince Workman			

DEFENSE:

HISTORY

1995

Record: 7-9 Head Coach: Sam Wyche

DATE	W/L	SCORE	OPPONENT	ATT.
9/3	W	21-6	at Philadelphia	66,266
9/10	L	6-22	at Cleveland	61,083
9/17	L	6-25	CHICAGO	71,507
9/24	W	14-6	WASHINGTON	49,234
10/1	W	20-13	at Carolina	50,076
10/8	W	19-16	CINCINNATI	41,732
10/15	W	20-17	MINNESOTA (ot)	55,703
10/22	L	21-24	ATLANTA	66,135
10/29	L	7-19	at Houston	31,489
11/12	L	24-27	at Detroit	60,644
11/19	W	17-16	JACKSONVILLE	71,629
11/26	L	13-35	at Green Bay	59,218
12/3	L	17-31	at Minnesota	52,879
12/10	W	13-10	GREEN BAY (ot)	67,557
12/17	L	10-31	at Chicago	49,475
12/23	L	10-37	DETROIT	50,049

	BUCS	OPP
--	------	-----

TOTAL FIRST DOWNS	283	336
Rushing	101	104
Passing	159	202
Penalty	23	30

3rd Down: Made/Att.	68/195	93/211
4th Down: Made/Att.	7/13	4/7

POSSESSION AVG.	28:35	31:25
TOTAL NET YARDS	4,542	5,712

Aug. Per Game	283.9	357.0
Total Plays	961	1031

Aug. Per Play	4.7	5.5
NET YARDS RUSHING	1,587	1,754

Aug. Per Game	99.2	109.6
Total Rushes	398	449

NET YARDS PASSING	2,955	3,958
Aug. Per Game	184.7	247.4

Sacked/Yards Lost	56/386	25/140
Gross Yards	3,341	4,098

Att./Completions	507/267	557/346
Completion Pct.	52.7	62.1

Had Intercepted	20	14
PUNTS/AVERAGE	78/42.3	59/40.0

NET PUNTING AVG.	36.2	32.3
PENALTIES / YARDS	113/882	87/698

FUMBLES / FUMBLES LOST	25/14	26/16
TOUCHDOWNS	26	35

Rushing	19	14
Passing	5	19

Returns	2	2
---------	---	---

BY QUARTERS	1	2	3	4	OT	TOT
-------------	---	---	---	---	----	-----

BUCCANEERS	48	77	36	71	6	238
OPPONENTS	73	106	69	87	0	335

SCORING	TD	R	P	RT	PAT	2-P.	FG	S	PTS
---------	----	---	---	----	-----	------	----	---	-----

Husted	0	0	0	0	25/25	0	19/26	0	82
Rhett	11	11	0	0	0/0	0	0/0	0	66
Ellison	5	5	0	0	0/0	0	0/0	0	30
Dilfer	2	2	0	0	0/0	0	0/0	0	12
Copeland	2	0	2	0	0/0	0	0/0	0	12
Harper	2	0	2	0	0/0	0	0/0	0	12

BUCCANEERS	26	19	5	2	25/25	0/1	19/26	0	238
OPPONENTS	35	14	19	2	30/31	1/4	31/40	0	335

FIELD GOALS	1/19	20/29	30/39	40/49	50+	LONG
-------------	------	-------	-------	-------	-----	------

Husted	1/1	5/6	5/7	5/9	3/3	53
--------	-----	-----	-----	-----	-----	----

BUCCANEERS	1/1	5/6	5/7	5/9	3/3	53
OPPONENTS	2/2	12/13	7/8	8/12	2/5	51

RUSHING	NO.	YDS.	AVG.	LONG	TD
---------	-----	------	------	------	----

Rhett	332	1,207	3.6	21	11
Ellison	26	218	8.4	75	5
Dilfer	23	115	5.0	21t	2
Edmonds	5	28	5.6	9	0
Hawkins	4	5	1.3	11	0

BUCCANEERS	398	1,587	4.0	75	19
OPPONENTS	449	1,754	3.9	66t	14

PASSING	ATT.	CMP.	YDS.	CMP%	YDS/ATT	TD	TD%	INT	INT%	LONG	SK/LOST	RTG
---------	------	------	------	------	---------	----	-----	-----	------	------	---------	-----

Dilfer	415	224	2,774	54.0	6.68	4	1.0	18	4.3	64t	47/331	60.1
Weldon	91	42	519	46.2	5.70	1	1.1	2	2.2	40	9/55	58.8
Roby	1	1	48	100.0	48.00	0	0.0	0	0.0	48	0/0	118.8

BUCCANEERS	507	267	3,341	52.7	6.59	5	1.0	20	3.9	64t	56/386	60.3
OPPONENTS	557	346	4,098	62.1	7.36	19	3.4	14	2.5	91t	25/140	85.4

RECEIVING	NO.	YDS.	AVG.	LONG	TD
-----------	-----	------	------	------	----

Harris	62	751	12.1	33	1
Harper	46	633	13.8	49	2
Hawkins	41	493	12.0	47	0
Copeland	35	605	17.3	64t	2
Dawsey	30	372	12.4	26	0

BUCCANEERS	267	3,341	12.5	64t	5
OPPONENTS	346	4,098	11.8	91t	19

INTERCEPTIONS	NO.	YDS.	AVG	LONG	TD
---------------	-----	------	-----	------	----

Mayhew	5	81	16.2	40	0
Lynch	3	3	1.0	3	0

Six tied with one					
-------------------	--	--	--	--	--

BUCCANEERS	14	137	9.8	40	1
OPPONENTS	20	204	10.2	32	0

TACKLES	SOLO	ASST.	TOTAL
---------	------	-------	-------

Nickerson	89	54	143
Brooks	60	19	79
Dirry	63	14	77
Mayhew	58	17	75
Marts	48	21	69

SACKS	SP. TM. TACKLES
-------	-----------------

Dotson	5.0	DuBose	12
Culpepper	4.0	Gant	11
Ahanotu	3.0	Rouse	9
Sapp	3.0	Johnson	8
Curry	2.0	Buckley	8
McIntosh	2.0		

BUCCANEERS	25.0		
OPPONENTS	56.0		

PUNTING	NO.	YDS.	AVG.	NET	TB	IN20	LG	BK
---------	-----	------	------	-----	----	------	----	----

Roby	77	3,296	42.8	36.2	7	23	61	1
------	----	-------	------	------	---	----	----	---

BUCCANEERS	78	3,296	42.3	36.2	7	23	61	1
OPPONENTS	59	2,358	40.0	32.3	8	12	61	2

PUNT RETURNS	RET.	FC	YDS.	AVG.	LONG	TD
--------------	------	----	------	------	------	----

Edmonds	29	10	293	10.1	45	0
---------	----	----	-----	------	----	---

BUCCANEERS	29	10	293	10.1	45	0
OPPONENTS	41	11	335	8.2	38	0

KICKOFF RETURNS	NO.	YDS.	AVG.	LONG	TD
-----------------	-----	------	------	------	----

Edmonds	58	1,147	19.8	44	0
Ellison	15	261	17.4	33	0
Buckley	2	29	14.5	18	0
Armstrong	1	6	6.0	6	0

BUCCANEERS	76	1,443	19.0	44	0
OPPONENTS	46	856	18.6	37	0

USUAL STARTING LINEUP

OFFENSE:	DEFENSE:
----------	----------

WR	82 Alvin Harper	LE	72 Chidi Ahanotu
LT	74 Paul Gruber	NT	77 Mark Wheeler
LG	60 Jim Pyne	UT	71 Santana Dotson
C	61 Tony Mayberry	RE	99 Warren Sapp
RG	62 Ian Beckles	RE	75 Eric Curry
RT	76 Scott Dill	LLB	51 Lonnie Marts
TE	81 Jackie Harris	ILB	56 Hardy Nickerson
WR	80 Lawrence Dawsey	RLB	55 Derrick Brooks
QB	12 Trent Dilfer	LCB	35 Martin Mayhew
FB	83 Dave Moore	RCB	39 Charles Dirry
RB	32 Errict Rhett	SS	47 John Lynch
			27 Barney Bussey
		FS	22 Thomas Everett

1996

Record: 6-10 Head Coach: Tony Dungy

DATE	W/L	SCORE	OPPONENT	ATT.
9/1	L	3-34	GREEN BAY	54,102
9/8	L	6-21	at Detroit	54,229
9/15	L	23-27	at Denver	71,535
9/22	L	13-17	SEATTLE	30,212
9/29	L	0-27	DETROIT	34,961
10/13	W	24-13	MINNESOTA	32,175
10/20	L	9-13	at Arizona	27,738
10/27	L	7-13	at Green Bay	60,627
11/3	L	10-13	at Chicago	58,727
11/10	W	20-17	OAKLAND (ot)	45,392
11/17	W	25-17	at San Diego	57,526
11/24	W	13-7	NEW ORLEANS	40,203
12/1	L	0-24	at Carolina	57,623
12/8	W	24-10	WASHINGTON	44,733
12/15	L	10-21	at Minnesota	49,302
12/22	W	34-19	CHICAGO	51,572

RECEIVING	NO.	YDS.	AVG.	LONG	TD
Alstott	65	557	8.6	29	3
Hawkins	46	544	11.8	45	1
Thomas	33	427	12.9	31	2
Harris	30	349	11.6	36	1
Moore	27	237	8.8	23	3

BUCCANEERS	274	2,944	10.7	45	12
OPPONENTS	311	3,132	10.1	63†	17

INTERCEPTIONS	NO.	YDS.	AVG.	LONG	TD
Abraham	5	27	5.4	21	0
Lynch	3	26	8.7	25	0
Johnson	2	24	12.0	24	0
Nickerson	2	24	12.0	17	0
Dimry	2	1	0.5	1	0

BUCCANEERS	17	139	8.2	26	0
OPPONENTS	20	326	16.3	98†	3

	BUCS	OPP
TOTAL FIRST DOWNS	260	296
Rushing	90	114
Passing	152	156
Penalty	18	26
3rd Down: Made/Att.	89/225	87/214
4th Down: Made/Att.	9/24	10/13

POSSESSION AVG.	30:58	29:02
TOTAL NET YARDS	4,316	4,814
Avg. Per Game	269.8	300.9
Total Plays	996	976
Avg. Per Play	4.3	4.9

NET YARDS RUSHING	1,589	1,889
Avg. Per Game	99.3	118.1
Total Rushes	472	438

NET YARDS PASSING	2,727	2,925
Avg. Per Game	170.4	182.8
Sacked/Yards Lost	30/217	35/207
Gross Yards	2,944	3,132
Att./Completions	494/274	503/311
Completion Pct.	55.5	61.8
Had Intercepted	20	17

PUNTS/AVERAGE	71/42.5	74/43.4
NET PUNTING YARDS	37.8	33.1
PENALTIES / YARDS	95/787	101/810
FUMBLES / FUMBLES LOST	28/14	31/12

TOUCHDOWNS	21	34
Rushing	8	13
Passing	12	17
Returns	1	4

BY QUARTERS	1	2	3	4	OT	TOT
BUCCANEERS	46	76	38	58	3	221
OPPONENTS	64	91	71	67	0	293

SCORING	TD	R	P	RT	PAT	2-PT.	FG	S	PTS
Husted	0	0	0	0	18/19	0	25/32	0	93
Alstott	6	3	3	0	0/0	0	0/0	0	36
Rhett	4	3	1	0	0/0	0	0/0	0	24
Moore	3	0	3	0	0/0	0	0/0	0	18
R. Brooks	2	2	0	0	0/0	0	0/0	0	12
Thomas	2	0	2	0	0/0	0	0/0	0	12

BUCCANEERS	21	8	12	1	18/19	1/2	25/32	0	221
OPPONENTS	34	13	17	4	32/32	0/2	19/27	0	293

FIELD GOALS	1/19	20/29	30/39	40/49	50+	LONG
Husted	2/2	7/8	8/11	7/8	1/3	50
BUCCANEERS	2/2	7/8	8/11	7/8	1/3	50
OPPONENTS	0/0	9/10	4/5	6/11	0/1	48

RUSHING	NO.	YDS.	AVG.	LONG	TD
Rhett	176	539	3.1	35	3
Alstott	96	377	3.9	39	3
R. Brooks	112	368	3.3	56	2
Difler	32	124	3.9	19	0
Elison	35	106	3.0	13	0

BUCCANEERS	472	1,589	3.4	56	8
OPPONENTS	438	1,889	4.3	57	13

PASSING	ATT.	CMP.	YDS.	CMP%	YDS/ATT	TD	TD%	INT	INT%	LONG	SK/LOST	RTG
Difler	482	267	2,859	55.4	5.93	12	2.5	19	3.9	45	28/207	64.8
Weldon	9	5	76	55.6	8.44	0	0.0	1	11.1	42	2/10	44.0
Milanovich	3	2	9	66.7	3.00	0	0.0	0	0.0	8	0/0	70.1
BUCCANEERS	494	274	2,944	55.5	5.96	12	2.5	20	4.0	45	30/217	64.4
OPPONENTS	503	311	3,132	61.8	6.23	17	3.4	17	3.4	63†	35/207	76.7

TACKLES	SOLO	ASST.	TOTAL
D. Brooks	92	41	133
Nickerson	76	44	120
Lynch	74	29	103
Johnson	61	19	80
Mayhew	61	16	77

SACKS	SP. TM. TACKLES		
Sapp	9.0	Legette	19
Marts	7.0	Bouie	15
Ahanotu	5.5	Gant	11
Upshaw	4.0	Gooch	8
Nickerson	3.0	L. Jones	8

BUCCANEERS	35.0
OPPONENTS	30.0

PUNTING	NO.	YDS.	AVG.	NET TB	IN20	LG	BK
Barnhardt	70	3,015	43.1	37.8	4	24	62
BUCCANEERS	70	3,015	42.5	37.8	4	24	62
OPPONENTS	74	3,210	43.4	33.1	14	14	63

PUNT RETURNS	RET.	FC	YDS.	AVG.	LONG	TD
Williams	13	2	274	21.1	88†	1
Silvan	14	5	113	8.1	17	0
Marshall	13	1	95	7.3	29	0
Hawkins	1	1	-1	-1.0	-1	0
BUCCANEERS	41	9	481	11.7	88†	1
OPPONENTS	38	22	248	6.5	22	0

KICKOFF RETURNS	NO.	YDS.	AVG.	LONG	TD
Silvan	28	626	22.4	54	0
Williams	14	383	27.4	63	0
Marshall	12	264	22.0	37	0
Alstott	1	14	14.0	14	0
Elison	0	0	0.0	0	0

BUCCANEERS	55	1,287	23.4	63	0
OPPONENTS	51	972	19.1	35	0

USUAL STARTING LINEUP

OFFENSE:	84	DEFENSE:	72
WR	84 Robb Thomas	LE	72 Chidi Ahanotu
LT	74 Paul Gruber	NT	77 Brad Culpepper
LG	60 Jim Pyne	UT	99 Warren Sapp
C	61 Tony Mayberry	RE	91 Regan Upshaw
RG	62 Ian Beckles	LLB	51 Lonnie Marts
RT	79 Doug Riesenberg	ILB	56 Hardy Nickerson
TE	81 Jackie Harris	RLB	55 Derrick Brooks
WR	85 Courtney Hawkins	LCB	35 Martin Mayhew
QB	12 Trent Dilfer	RCB	21 Donnie Abraham
FB	40 Mike Alstott	SS	47 John Lynch
RB	32 Erict Rhett	FS	25 Melvin Johnson

HISTORY

1997

Record: 10-6 Head Coach: Tony Dungy

DATE	W/L	SCORE	OPPONENT	ATT.
8/31	W	13-6	SAN FRANCISCO	62,554
9/7	W	24-17	at Detroit	58,234
9/14	W	28-14	at Minnesota	63,697
9/21	W	31-21	MIAMI	73,314
9/28	W	19-18	ARIZONA	53,804
10/5	L	16-21	at Green Bay	60,100
10/12	L	9-27	DETROIT	72,095
10/26	L	6-10	MINNESOTA	66,815
11/2	W	31-28	at Indianapolis	58,512
11/9	W	31-10	at Atlanta	46,018
11/16	W	27-7	NEW ENGLAND	70,479
11/23	L	7-13	at Chicago	43,955
11/30	W	20-8	at New York Giants	68,678
12/7	L	6-17	GREEN BAY	73,523
12/14	L	0-31	at New York Jets	60,122
12/21	W	31-15	CHICAGO	70,930

PLAYOFFS				
12/28	W	20-10	DETROIT	(73,361)
1/4	L	7-21	at Green Bay	(60,327)

	BUCS	OPP
TOTAL FIRST DOWNS	249	265
Rushing	88	96
Passing	134	155
Penalty	27	14
3rd Down: Made/Att.	79/204	75/220
4th Down: Made/Att.	5/14	11/17
POSSESSION AVG.	29:22	30:38
TOTAL NET YARDS	4,376	4,628
Avg. Per Game	213	289
Total Plays	975	981
Avg. Per Play	4.8	4.7
NET YARDS RUSHING	1,934	1,617
Avg. Per Game	120.9	101.1
Total Rushes	479	420
NET YARDS PASSING	2,442	3,011
Avg. Per Game	152.6	188.2
Sacked /Yards Lost	32/196	44/331
Gross Yards	2,638	3,342
Att./Completions	404/224	518/235
Completion Pct.	55.4	62.7
Had Intercepted	12	13
PUNTS/AVERAGE	84/42.6	88/41.6
NET PUNTING AVG.	35.4	31.7
PENALTIES / YARDS	77/660	93/814
FUMBLES / FUMBLES LOST	31/11	21/12
TOUCHDOWNS	38	29
Rushing	15	10
Passing	21	13
Returns	2	6

BY QUARTERS	1	2	3	4	OT	TOT
BUCCANEERS	73	78	65	83	0	299
OPPONENTS	36	85	76	66	0	263

SCORING	TD	R	P	RT	PAT	2-PT.	FG	S	PTS
Husted	0	0	0	0	32/35	0	13/17	0	71
Alstott	10	7	3	0	0/0	0	0/0	0	60
Dunn	7	4	3	0	0/0	0	0/0	0	42
Williams	5	0	4	1	0/0	0	0/0	0	30
Anthony	4	0	4	0	0/0	0	0/0	0	24
Moore	4	0	4	0	0/0	0	0/0	0	24
BUCCANEERS	38	15	21	2	32/35	0/3	13/17	0	299
OPPONENTS	29	10	13	6	25/25	4/4	18/29	1	263
RUSHING	NO.	YDS.	AVG.	LONG	TD				
Dunn	224	978	4.4	76	4				
Alstott	176	665	3.8	47	7				
Differ	33	99	3.0	17	1				
Rhett	31	96	3.1	21	3				
Anthony	5	84	16.8	26	0				
BUCCANEERS	479	1,934	4.0	76	15				
OPPONENTS	420	1,617	3.9	82	10				

PASSING	ATT.	CMP.	YDS.	CMP%	YDS/ATT	TD	TD%	INT	INT%	LONG	SK/LOST	RTG
Differ	386	217	2,555	56.2	6.62	21	5.4	11	2.8	59t	32/196	82.8
Walsh	17	6	58	35.3	3.41	0	0.0	1	5.9	38	0/0	21.2
Barnhardt	1	1	25	100.0	25.00	0	0.0	0	0.0	25	0/0	118.8
BUCCANEERS	404	224	2,638	55.4	6.53	21	5.2	12	3.0	59t	32/196	80.4
OPPONENTS	518	325	3,342	62.7	6.45	13	2.5	13	2.5	79	44/331	79.2

FIELD GOALS	1/19	20/29	30/39	40/49	50+	LONG
Husted	0/0	5/5	2/3	5/5	1/3	54
BUCCANEERS	0/0	5/5	2/3	5/5	1/3	54
OPPONENTS	0/0	5/5	9/13	4/10	0/1	48

RECEIVING	NO.	YDS.	AVG.	LONG	TD
Dunn	39	462	11.8	59t	3
Anthony	35	448	12.8	38t	4
Williams	33	486	14.7	55	4
Copeland	33	431	13.1	49	1
Alstott	23	178	7.7	26	3
BUCCANEERS	224	2,638	11.8	59t	21
OPPONENTS	325	3,342	10.3	79	13

INTERCEPTIONS	NO.	YDS.	AVG.	LONG	TD
Abraham	5	16	3.2	16	0
Lynch	2	28	14.0	28	0
Brooks	2	13	6.5	13	0

Four tied with one					
BUCCANEERS	13	95	7.3	14	0
OPPONENTS	12	370	30.8	77t	4

TACKLES	SOLO	ASST.	TOTAL
Nickerson	108	86	194
Brooks	118	64	182
Lynch	75	79	154
Culpepper	42	38	80
Parker	46	29	75

SACKS	SP. TM.	TACKLES
Sapp	10.5	Quarles 16
Ahanotu	10.0	Legette 14
Culpepper	8.5	Bouie 11
Upshaw	7.5	Gooch 10
Jackson	2.5	Johnson 9

BUCCANEERS	44.0
OPPONENTS	32.0

PUNTING	NO.	YDS.	AVG.	NET	TB	IN20	LG	BK
Landeta	54	2,274	42.1	34.1	6	15	74	1
Barnhardt	29	1,304	45.0	39.1	3	12	61	0
BUCCANEERS	84	3,578	42.6	35.4	9	27	74	1
OPPONENTS	88	3,661	41.6	31.7	8	20	65	2

PUNT RETURNS	RET.	FC	YDS.	AVG.	LONG	TD
Williams	46	12	597	13.0	63	1
Dunn	5	0	48	9.6	25	0

BUCCANEERS	51	12	645	12.6	63	1
OPPONENTS	42	16	388	9.2	57	0

KICKOFF RETURNS	NO.	YDS.	AVG.	LONG	TD
Anthony	25	592	23.7	51	0
Williams	15	277	18.5	28	0
Dunn	6	129	21.5	30	0
Ellison	2	61	30.5	49	0
Rhett	1	16	16.0	16	0
Alstott	1	0	0.0	0	0
White	1	0	0.0	0	0
BUCCANEERS	51	1,075	21.1	51	0
OPPONENTS	44	957	21.8	101t	1

USUAL STARTING LINEUP					
OFFENSE:	DEFENSE:				

WR	85	Reidel Anthony	LE	72	Chidi Ahanotu
LT	74	Paul Gruber	NT	77	Brad Culpepper
LG	60	Jim Pyne	UT	99	Warren Sapp
C	61	Tony Mayberry	RE	91	Regan Upshaw
RG	64	Jorge Diaz	SLB	59	Rufus Porter
RT	70	Jason Odum	ILB	56	Hardy Nickerson
TE	81	Jackie Harris	WLB	55	Derrick Brooks
WR	88	Horace Copeland	LCB	21	Donnie Abraham
QB	12	Trent Diller	RCB	27	Anthony Parker
FB	40	Mike Alstott	SS	47	John Lynch
RB	28	Warrick Dunn	FS	22	Charles Mincy

1998

Record: 8-8 Head Coach: Tony Dungy

DATE	W/L	SCORE	OPPONENT	ATT.
9/6	L	7-31	at Minnesota	62,538
9/13	L	15-23	at Green Bay	60,124
9/20	W	27-15	CHICAGO	64,328
9/28	L	6-27	at Detroit	74,724
10/4	W	20-3	N.Y. GIANTS	64,989
10/18	W	16-13	CAROLINA	63,600
10/25	L	3-9	at New Orleans	52,695
11/1	W	27-24	MINNESOTA	64,979
11/8	L	22-31	TENNESSEE	65,054
11/15	L	24-29	at Jacksonville	72,974
11/22	L	25-28	DETROIT	64,265
11/29	W	31-17	at Chicago	51,938
12/7	W	24-22	GREEN BAY	65,497
12/13	W	16-3	PITTSBURGH	65,335
12/19	L	16-20	at Washington	66,309
12/27	W	35-0	at Cincinnati	49,826

BUCS **OPP**

TOTAL FIRST DOWNS	262	244
Rushing	111	75
Passing	139	148
Penalty	12	21
3rd Down: Made/Att.	93/202	64/202
4th Down: Made/Att.	6/14	3/14
POSSESSION AVG.	31:58	28:02
TOTAL NET YARDS	4,754	4,345
Avg. Per Game	297.1	271.6
Total Plays	1000	925
Avg. Per Play	4.8	4.7
NET YARDS RUSHING	2,148	1,583
Avg. Per Game	134.3	98.9
Total Rushes	523	415
NET YARDS PASSING	2,606	2,762
Avg. Per Game	162.9	172.6
Sacked /Yards Lost	28/181	37/252
Gross Yards	2,787	3,014
Att./Completions	449/234	473/274
Completion Pct.	52.1	57.9
Had Intercepted	18	12
PUNTS/AVERAGE	81/41.2	87/42.0
NET PUNTING AVG.	35.3	34.4
PENALTIES / YARDS	99/840	88/669
FUMBLES / FUMBLES LOST	23/13	28/14
TOUCHDOWNS	36	31
Rushing	12	12
Passing	21	15
Returns	3	4

BY QUARTERS	1	2	3	4	OT	TOT
BUCCANEERS	61	101	49	103	0	314
OPPONENTS	78	71	57	89	0	295

SCORING	TD	R	P	RT	PAT	2-PT.	FG	S	PTS
Husted	0	0	0	0	29-30	0	21-28	0	92
Alstott	9	8	1	0	0-0	0	0-0	0	54
Anthony	7	0	7	0	0-0	1	0-0	0	44
Moore	4	0	4	0	0-0	0	0-0	0	24
Green	3	0	2	1	0-0	0	0-0	0	18
Differ	2	2	0	0	0-0	0	0-0	0	12
Dunn	2	2	0	0	0-0	0	0-0	0	12
Emanuel	2	0	2	0	0-0	0	0-0	0	12

BUCCANEERS	36	12	21	3	29-30	3-6	21-28	0	314
OPPONENTS	31	12	15	4	29-29	0-2	26-30	1	295

RUSHING	NO.	YDS.	AVG.	LONG	TD
Dunn	245	1,026	4.2	50	2
Alstott	215	846	3.9	37	8
Differ	40	141	3.5	17	2
Anthony	4	43	10.8	32	0

BUCCANEERS	523	2,148	4.1	50	12
OPPONENTS	415	1,583	3.8	71t	12

FIELD GOALS	1/19	20/29	30/39	40/49	50+	LONG
Husted	0-1	7-7	8-12	5-7	1-1	52
BUCCANEERS	0-1	7-7	8-12	5-7	1-1	52
OPPONENTS	0-0	10-11	8-8	5-8	3-3	53

RECEIVING	NO.	YDS.	AVG.	LONG	TD
Anthony	51	708	13.9	59t	7
Dunn	44	344	7.8	38t	4
Emanuel	41	635	15.5	55	4
Moore	24	255	10.6	49	1
Alstott	22	152	6.9	26	3

BUCCANEERS	234	2,787	11.9	79t	21
OPPONENTS	274	3,014	11.0	61	15

INTERCEPTIONS	NO.	YDS.	AVG.	LONG	TD
Mincy	4	58	14.5	22t	1
Barber	2	67	33.5	56	0
Lynch	2	29	14.5	17	0
Four tied with	1				

BUCCANEERS	12	212	17.7	56	1
OPPONENTS	18	192	10.7	38	2

TACKLES	SOLO	ASST.	TOTAL
Brooks	134	55	189
Lynch	55	52	107
Mincy	51	44	95
Nickerson	50	44	94
Culpepper	38	43	81

SACKS	SP. TM.	TACKLES
Culpepper	9.0	Quarles 20
Sapp	7.0	Ellison 16
Upshaw	7.0	Barber 12
Barber	3.0	Bouie 10
Jackson	3.0	Gooch 9

BUCCANEERS	37.0
Opponents	28.0

PUNTING	NO.	YDS.	AVG.	NET	TB	IN20	LG	BK
Barnhardt	81	3,340	41.2	35.3	9	19	55	0
BUCCANEERS	81	3,340	41.2	35.3	9	19	55	0
OPPONENTS	87	3,655	42.0	34.4	5	29	71	1

PUNT RETURNS	RET.	FC	YDS.	AVG.	LONG	TD
Green	30	9	453	15.1	95t	1
Williams	10	6	83	8.3	18	0
Barber	1	0	23	23.0	23t	1

BUCCANEERS	41	15	559	13.6	95t	2
OPPONENTS	38	23	302	7.9	93t	1

KICKOFF RETURNS	NO.	YDS.	AVG.	LONG	TD
Anthony	46	1,118	24.3	60	0
Green	10	229	22.9	44	0
Dunn	1	25	25.0	25	0
Ellison	1	19	19.0	19	0
Alstott	1	8	8.0	8	0

BUCCANEERS	59	1,399	23.7	60	0
OPPONENTS	62	1,333	21.5	105t	1

USUAL STARTING LINEUP

OFFENSE:	DEFENSE:		
WR 85	Reidel Anthony	LE 97	Tyoka Jackson
LT 74	Paul Gruber	NT 77	Brad Culpepper
LG 64	Jorge Diaz	DT 99	Warren Sapp
C 61	Tony Mayberry	RE 91	Regan Upshaw
RG 73	Frank Middleton	SLB 50	Jeff Gooch
RT 70	Jason Odum	MLB 56	Hardy Nickerson
TE 83	Dave Moore	WLB 55	Derrick Brooks
WR 87	Bert Emanuel	LCB 21	Donnie Abraham
QB 12	Trent Diller	RCB 20	Ronde Barber
FB 40	Mike Alstott	SS 47	John Lynch
RB 28	Warrick Dunn	FS 22	Charles Mincy

PASSING	ATT.	CMP.	YDS.	CMP%	YDS/ATT	TD	TD%	INT	INT%	LONG	SK/LOST	RTG
Differ	429	225	2,729	52.4	6.36	21	4.9	15	3.5	79t	27/172	74.0
Walsh	19	9	58	47.4	3.05	0	0.0	3	15.8	12	1/9	14.7
Alstott	1	0	0	0.0	0.00	0	0.0	0	0.0	0	0/0	39.6

BUCCANEERS	449	234	2,787	52.1	6.21	21	4.7	18	4.0	79t	28/181	70.3
OPPONENTS	473	274	3,014	57.9	6.37	15	3.2	12	4.5	61	37/252	76.9

HISTORY

1999

Record: 11-5 Head Coach: Tony Dungy

DATE	W/L	SCORE	OPPONENT	ATT.
9/12	L	13-17	N.Y. GIANTS	65,026
9/19	W	19-5	at Philadelphia	64,285
9/26	W	13-10	DENVER	65,297
10/3	L	14-21	at Minnesota	64,106
10/10	L	23-26	at Green Bay	59,868
10/24	W	6-3	CHICAGO	65,283
10/31	L	3-20	at Detroit	63,135
11/7	W	31-16	at New Orleans	47,129
11/14	W	17-10	KANSAS CITY	64,927
11/21	W	19-10	ATLANTA	65,158
11/28	W	16-3	at Seattle	66,314
12/6	W	24-17	MINNESOTA	65,741
12/12	W	23-16	DETROIT	65,536
12/19	L	0-45	at Oakland	46,395
12/26	W	29-10	GREEN BAY	65,723
1/2	W	20-6	at Chicago	66,944
PLAYOFFS				
1/15	W	14-13	WASHINGTON	65,835
1/23	L	6-11	at St. Louis	66,496

	BUCS	OPP
TOTAL FIRST DOWNS	245	228
Rushing	97	75
Passing	132	144
Penalty	16	9
3rd Down: Made/Att.	81/230	75/232
4th Down: Made/Att.	7/15	4/13
POSSESSION AVG.	32:11	27:49
TOTAL NET YARDS	4254	4280
Avg. Per Game	265.9	267.5
Total Plays	991	977
Avg. Per Play	4.3	4.4
NET YARDS RUSHING	1407	1407
Avg. Per Game	111.0	87.9
Total Rushes	502	361
NET YARDS PASSING	2478	2873
Avg. Per Game	154.9	179.6
Sacked/Yards Lost	42/303	43/291
Gross Yards	2781	3164
Att./Completions	447/268	573/302
Completion Pct.	60.0	52.7
Had Intercepted	16	21
PUNTS/AVERAGE	90/43.1	101/43.1
NET PUNTING AVERAGE	37.4	35.4
PENALTIES/YARDS	75/583	88/727
FUMBLES/FUMBLES LOST	25/19	23/10
TOUCHDOWNS	27	23
Rushing	7	8
Passing	18	11
Returns	2	4

BY QUARTERS	1	2	3	4	OT	TOT			
BUCCANEERS	34	106	42	88	0	270			
OPPONENTS	89	47	44	55	0	235			
SCORING									
	TD	R	P	RT	PAT	2P	FG	S	PTS
Gramatica	0	0	0	0	25-25	0	27-32	0	106
Alstott	9	7	2	0	0-0	0	0	0	54
Moore	5	0	5	0	0-0	0	0	0	30
Green	3	0	3	0	0-0	0	0	0	18
Abraham	2	0	0	2	0-0	0	0	0	12
Dunn	2	0	2	0	0-0	0	0	0	12

BUCCANEERS	27	7	18	2	25-25	0-2	27-32	1	270
OPPONENTS	23	8	11	4	23-23	0-0	24-31	1	235
RUSHING									
	TD	NO.	YDS.	AVG.	LONG	TD			
Alstott	242	949	3.9	30	7				
Dunn	195	616	3.2	33	0				
Differ	35	144	4.1	28	0				
King	18	38	2.1	8	0				
Abdullah	5	12	2.4	10	0				
Green	3	8	2.7	15	0				
Zeier	3	7	2.3	8	0				
Anthony	1	2	2.0	2	0				
Mayberry	0	0	0.0	0	0				
BUCCANEERS	502	1776	3.5	33	7				
OPPONENTS	361	1407	3.9	75t	8				
FIELD GOALS									
	1-19	20-29	30-39	40-49	50+	Lg			
Gramatica	0-0	8-8	10-12	6-8	3-4	53			
BUCCANEERS	0-0	8-8	10-12	6-8	3-4	53			
OPPONENTS	0-0	8-9	9-10	6-10	1-2	50			

PASSING	ATT.	CMP.	YDS.	CMP%	YDS/ATT	TD	TD%	INT	INT%	LONG	SK/LOST	RTG
Differ	244	146	1619	59.8	6.64	11	4.5	11	4.5	62t	26/189	75.8
King	146	89	875	61.0	5.99	7	4.8	4	2.7	68	11/78	82.4
Zeier	55	32	270	58.2	4.91	0	0.0	1	1.8	38	5/36	63.4
Royals	2	1	17	50.0	8.50	0	0.0	0	0.0	0	0/0	79.2
BUCCANEERS	447	268	2781	60.0	6.22	18	4.0	16	3.6	68	42/303	76.5
OPPONENTS	573	302	3164	52.7	5.52	11	1.9	21	3.7	61t	43/291	60.1

RECEIVING	NO.	YDS.	AVG.	LONG	TD
Dunn	64	589	9.2	68	2
Green	56	791	14.1	62t	3
Anthony	30	296	9.9	30	1
Alstott	27	239	8.9	24	2
Moore	23	276	12.0	35t	5
Emanuel	22	238	10.8	39	1
Williams	21	176	8.4	14	0

BUCCANEERS	268	2781	10.4	68	18
OPPONENTS	302	3164	10.5	61t	11

INTERCEPTIONS	NO.	YDS.	AVG.	LONG	TD
Abraham	7	115	16.4	55t	2
Brooks	4	61	15.3	38	0
Barber	2	60	30.0	43	0
Robinson	2	36	18.0	36	0
Lynch	2	32	16.0	28	0
Nickerson	2	18	9.0	18	0
Kelly	1	26	26.0	26	0
Singleton	1	7	7.0	7	0

BUCCANEERS	21	355	16.9	55t	2
OPPONENTS	16	144	9.0	37	1

TACKLES	SOLO	ASST.	TOTAL
Brooks	122	58	180
Nickerson	70	71	141
Lynch	68	60	128
Robinson	48	47	95
Barber	49	25	74
Abraham	38	36	74

SACKS	SP. TM.	TACKLES	
Sapp	12.5	Quaries	31
Jones	7.0	D. Davis	21
Ahanotu	6.5	Gooch	19
Culpepper	6.0	Smith	18

BUCCANEERS	43.0
Opponents	42.0

PUNTING	NO.	YDS.	AVG.	NET	TB	IN20	LG	BK
Royals	90	3882	43.1	37.4	8	23	66	0
BUCS	90	3882	43.1	37.4	8	23	66	0
OPPONENTS	101	4150	41.1	35.4	11	27	61	0

PUNT RETURNS	RET.	FC	YDS.	AVG.	LONG	TD
Green	23	14	204	8.9	31	0
Williams	20	12	153	7.7	30	0
BUCCANEERS	43	26	357	8.3	31	0
OPPONENTS	49	13	360	7.3	31	0

KICKOFF RETURNS	RET.	YDS.	AVG.	LONG	TD
Anthony	21	434	20.7	39	0
Murphy	14	307	21.9	55	0
Green	10	185	18.5	29	0
Dunn	8	156	19.5	34	0
Alstott	1	19	19.0	19	0
Williams	1	15	15.0	15	0
BUCCANEERS	55	1116	20.3	55	0
OPPONENTS	61	1074	17.6	36	0

USUAL STARTING LINEUP					
OFFENSE:			DEFENSE:		
WR	81	Jacquez Green	LE	72	Chidi Ahanotu
LT	74	Paul Gruber	NT	77	Brad Culpepper
LG	64	Jorge Diaz	DT	99	Warren Sapp
C	61	Tony Mbayberry	RE	94	Steve White
RG	73	Frank Middleton	SLB	53	Shelton Quarles
RT	71	Jerry Wunsch	MLB	56	Hardy Nickerson
WR	83	Dave Moore	WLB	55	Derrick Brooks
RB	87	Bert Emanuel	LCS	21	Donnie Abraham
QB	10	Shaun King	RCB	20	Ronde Barber
FB	40	Mike Alstott	SS	47	John Lynch
RB	28	Warrick Dunn	FS	24	Darnen Robinson

2000

Record: 10-6 Head Coach: Tony Dungy

DATE	W/L	SCORE	OPPONENT	ATT.
9/3	W	21-16	at New England	60,292
9/10	W	41-0	CHICAGO	65,569
9/17	W	31-10	at Detroit	76,928
9/24	L	17-21	NEW YORK JETS	65,619
10/1	L	17-20	at Washington (ot)	83,532
10/7	L	23-30	at Minnesota	64,162
10/19	L	14-28	DE TROIT	65,557
10/29	W	41-13	MINNESOTA	65,589
11/5	W	27-14	at Atlanta	70,097
11/12	W	20-15	GREEN BAY	65,621
11/19	L	10-13	at Chicago	66,944
11/26	W	31-17	BUFFALO	65,546
12/3	W	27-7	DALLAS	65,621
12/10	W	16-13	at Miami	74,307
12/18	W	38-35	ST. LOUIS	65,653
12/24	L	14-17	at Green Bay (ot)	59,692

PLAYOFFS

12/31	L	3-21	at Philadelphia	65,813
-------	---	------	-----------------	--------

	BUCS	OPP
TOTAL FIRST DOWNS	275	283
Rushing	111	84
Passing	144	180
Penalty	20	19
3rd Down: Made/Att.	66/198 (33.3%)	74/225 (32.9%)
4th Down: Made/Att.	5/12 (41.7%)	12/20 (60.0%)
POSSESSION AVG.	29:38	30:22
TOTAL NET YARDS	4649	4800
Avg. Per Game	290.6	300.0
Total Plays	961	1047
Avg. Per Play	4.8	4.6
NET YARDS RUSHING	2066	1648
Avg. Per Game	129.1	103.0
Total Rushes	490	398
NET YARDS PASSING	2583	3152
Avg. Per Game	161.4	197.0
Sacked/Yards Lost	38/241	55/332
Gross Yards	2824	3484
Att./Completions	433/237	594/339
Completion Pct.	54.7	57.1
Had Intercepted	13	25
PUNTS/AVERAGE	85/41.8	89/40.0
NET PUNTING AVERAGE	35.1	33.5
PENALTIES/YARDS	82/702	95/688
FUMBLES/FUMBLES LOST	16/11	26/16
TOUCHDOWNS	43	29
Rushing	18	12
Passing	17	15
Returns	8	2

BY QUARTERS	1	2	3	4	OT	TOT
BUCCANEERS	88	131	60	109	0	388
OPPONENTS	39	79	53	92	6	269

SCORING	TD	R	P	RT	PAT	2P	FG	S	PTS
Gramatica	0	0	0	0	42-42	0	28-34	0	126
Dunn	9	8	1	0	0-0	0	0-0	0	54
Johnson	8	0	8	0	0-0	0	0-0	0	48
King	5	5	0	0	0-0	1	0-0	0	32
Alstott	5	5	0	0	0-0	0	0-0	0	30
Anthony	4	0	4	0	0-0	0	0-0	0	24
Moore	3	0	3	0	0-0	0	0-0	0	18
Barber	2	0	0	2	0-0	0	0-0	0	12

BUCCANEERS	43	18	18	7	42-42	1-1	28-34	1	388
OPPONENTS	29	12	15	2	25-25	2-4	22-32	0	269

RUSHING	NO.	YDS.	AVG.	LONG	TD
Dunn	248	1133	4.6	70t	8
Alstott	131	465	3.5	20t	5
King	73	353	4.8	19	5
Abdullah	16	70	4.4	19	0
Stecker	12	31	2.6	14	0

BUCCANEERS	490	2066	4.2	70t	18
OPPONENTS	398	1648	4.1	50t	12

FIELD GOALS	1-19	20-29	30-39	40-49	50+	Lg
Gramatica	0-0	8-8	8-10	7-9	5-7	55

BUCCANEERS	0-0	8-8	8-10	7-9	5-7	55
OPPONENTS	1-1	6-6	8-12	6-9	1-4	52

PASSING	ATT.	CMP.	YDS.	CMP%	YDS/ATT	TD	TD%	INT	INT%	LONG	SK/LOST	RTG
King	428	233	2769	54.4	6.47	18	4.2	13	3.0	75	37/240	75.8
Royals	1	1	3	100.0	36.00	0	0.0	0	0.0	36	0/0	118.8
Zeller	3	3	19	100.0	6.33	0	0.0	0	0.0	14	0/0	93.1
Alstott	1	0	0	0.0	0.00	0	0.0	0	0.0	0	0/0	39.6
Hamilton	0	0	0	—	—	0	0.0	0	—	0	1/1	—
BUCCANEERS	433	237	2824	54.7	6.52	18	4.2	13	3.0	75	38/241	76.2
OPPONENTS	594	339	3484	57.1	5.87	15	2.5	25	4.2	72t	55/332	65.0

RECEIVING	NO.	YDS.	AVG.	LONG	TD
Johnson	71	874	12.3	38	8
Green	51	773	15.2	75	1
Dunn	44	422	9.6	45	1
Moore	29	288	9.9	28	3
Anthony	15	232	15.5	46t	4
Alstott	13	93	7.2	21	0

BUCCANEERS	237	2824	11.9	75	18
OPPONENTS	339	3484	10.3	72t	15

INTERCEPTIONS	NO.	YDS.	AVG.	LONG	TD
Abraham	7	82	11.7	23	0
Robinson	6	1	0.2	1	0
Duncan	4	55	13.8	31t	1
Lynch	3	43	14.3	36	0
Barber	2	46	23.0	37t	1
Brooks	1	34	34.0	34t	1
Kelly	1	9	9.0	9t	1
Quarles	1	5	5.0	5	0

BUCCANEERS	25	275	11.0	37t	4
OPPONENTS	13	155	11.9	60	1

TACKLES	SOLO	ASST.	TOTAL
Brooks	130	49	179
Lynch	66	44	110
Robinson	56	48	104
Barber	65	32	97
Duncan	59	38	97

SACKS	SP. TM.	TACKLES	
Sapp	16.5	Gooch	23
Jones	13.0	D. Davis	21
McFarland	6.5	D. Jackson	20
Barber	5.5	Abdullah	16

BUCCANEERS	55.0
Opponents	38.0

PUNTING	NO.	YDS.	AVG.	NET	TB	IN20	LG	BK
Royals	85	3551	41.8	35.1	8	17	63	0

BUCS	85	3551	41.8	35.1	8	17	63	0
OPPONENTS	89	3556	40.0	33.5	12	24	64	3

PUNT RETURNS	RET.	FC	YDS.	AVG.	LONG	TD
Williams	31	18	286	9.2	73t	1
Hastings	5	1	50	10.0	16	0
Green	2	0	1	0.5	1	0

BUCCANEERS	38	19	337	8.6	73t	1
OPPONENTS	41	24	408	10.0	66t	1

KICKOFF RETURNS	RET.	YDS.	AVG.	LONG	TD
Stecker	29	663	22.9	48	0
Williams	19	453	23.8	41	0
Anthony	3	88	29.3	45	0
Murphy	2	24	12.0	19	0
Abdullah	1	16	16.0	16	0

BUCCANEERS	54	1244	20.8	37	0
OPPONENTS	74	1688	22.8	70	0

USUAL STARTING LINEUP	DEFENSE:		
WR	81 Jacques Green	LE	72 Chidi Ahanotu
LT	69 Pete Pierson	NT	92 Anthony McFarland
LG	64 Randall McDaniel	DE	99 Warren Sapp
C	62 Jeff Christy	RE	78 Marcus Jones
RG	73 Frank Middleton	SLB	53 Shelton Quarles
RT	71 Jerry Wunsch	MLB	59 Jamie Duncan
TE	83 Dave Moore	WLB	55 Derrick Brooks
WR	19 Keyshawn Johnson	LCB	21 Donnie Abraham
QB	10 Shaun King	RCB	20 Ronde Barber
FB	40 Mike Alstott	SS	47 John Lynch
RB	28 Warrick Dunn	FS	24 Damien Robinson

2001

Record: 9-7 Head Coach: Tony Dungy

DATE	W/L	SCORE	OPPONENT	ATT.
9/9	W	10-6	at Dallas	61,521
9/30	L	16-20	at Minnesota	64,105
10/7	W	14-10	GREEN BAY	65,510
10/14	L	28-31 (OT)	at Tennessee	68,798
10/21	L	10-17	PITTSBURGH	65,588
10/28	W	41-14	MINNESOTA	65,558
11/4	L	20-21	at Green Bay	59,861
11/11	W	20-17	at Detroit	74,268
11/18	L	24-27	CHICAGO	65,612
11/26	W	24-17	at St. Louis	66,198
12/2	W	16-13 (OT)	at Cincinnati	52,135
12/9	W	15-12	DETROIT	65,514
12/16	L	3-27	at Chicago	66,944
12/23	W	48-21	NEW ORLEANS	65,526
12/29	W	22-10	BALTIMORE	65,619
1/6	L	13-17	PHILADELPHIA	65,541

PLAYOFFS

1/12	L	9-31	at Philadelphia	65,847
------	---	------	-----------------	--------

	BUCS		OPP	
TOTAL FIRST DOWNS	298		262	
Rushing	84		86	
Passing	189		156	
Penalty	25		20	
3rd Down: Made/Att.	80/228	35.1%	78/216	36.1%
4th Down: Made/Att.	11/17	64.7%	4/13	30.8%
POSSESSION AVG.	31:40		28:20	
TOTAL NET YARDS	4694		4653	
Avg. Per Game	293.4		290.8	
Total Plays	1046		950	
Avg. Per Play	4.5		4.9	
NET YARDS RUSHING	1371		1702	
Avg. Per Game	85.7		106.4	
Total Rushes	407		415	
NET YARDS PASSING	3323		2951	
Avg. Per Game	207.7		180.4	
Sacked/Yards Lost	47/298		42/272	
Gross Yards	3621		3223	
Att./Completions	592/362		493/273	
Completion Pct.	61.1		55.4	
Had Intercepted	12		28	
PUNTS/AVERAGE	83/40.7		78/41.5	
NET PUNTING AVERAGE	34.2		34.3	
PENALTIES/YARDS	77/672		91/742	
FUMBLES/FUMBLES LOST	20/10		22/11	
TOUCHDOWNS	34		29	
Rushing	17		8	
Passing	13		20	
Returns	4		1	

BY QUARTERS	1	2	3	4	OT	TOTAL
BUCCANEERS	39	130	50	102	3	324
OPPONENTS	33	63	86	95	3	280

SCORING	TD	R	P	Rt	PAT	2P	FG	S	PTS
Gramatica	0	0	0	0	28-28	0	23-29	0	97
Alstott	11	10	1	0	0-0	2	0-0	0	70
Dunn	6	3	3	0	0-0	0	0-0	0	36
Moore	4	0	4	0	0-0	0	0-0	0	24
Johnson, B.	3	3	0	0	0-0	0	0-0	0	18
Brien	0	0	0	0	2-2	0	5-6	0	17
Stecker	2	1	1	0	0-0	0	0-0	0	12
Abdullah	2	0	1	1	0-0	0	0-0	0	12
Williams	2	0	1	1	0-0	0	0-0	0	12
BUCCANEERS	34	17	13	4	30-30	3-4	28-35	0	324
OPPONENTS	29	8	20	1	25-25	3-4	25-29	0	280

RUSHING	No	Yds	Avg	Lg	TD
Alstott	165	680	4.1	39t	10
Dunn	158	447	2.8	21t	3
Johnson, B.	39	120	3.1	21	3
Stecker	24	72	3.0	17	1
Abdullah	11	40	3.6	12	0
BUCCANEERS	407	1371	3.4	39t	17
OPPONENTS	415	1702	4.1	63t	8

PASSING	ATT	COMP	YDS	CMP%	YDS/ATT	TD	TD%	INT	INT%	LONG	SK/LOST	RTG
Johnson, B.	559	340	3406	60.8	6.09	13	2.3	11	2.0	47	44/269	77.7
King	31	21	210	67.7	6.77	0	0.0	1	3.2	42	3/29	73.3
Gramatica	1	0	0	0.0	0.00	0	0.0	0	0.0	0	0/0	39.6
Royals	1	1	5	100.0	5.00	0	0.0	0	0.0	5	1/0	87.5
BUCCANEERS	592	362	3621	61.1	6.12	13	2.2	12	2.0	47	47/298	77.4
OPPONENTS	493	273	3223	55.4	6.54	20	4.1	28	5.7	67t	42/272	65.3

FIELD GOALS	1-19	20-29	30-39	40-49	50+	Lg
Gramatica	0-0	9-10	9-9	5-7	0-3	49
Brien	0-0	2-2	1-1	2-3	0-0	42
BUCCANEERS	0-0	11-12	10-10	7-10	0-3	49
OPPONENTS	0-0	7-7	6-7	11-13	1-2	50

RECEIVING	No	Yds	Avg	Lg	TD
Johnson, K.	106	1266	11.9	47	1
Dunn	68	557	8.2	31	3
Green	36	402	11.2	35	1
Moore	35	285	8.1	29	4
Alstott	35	231	6.6	19t	1
Williams	24	314	13.1	42	1
BUCCANEERS	362	3621	10.0	47	13
OPPONENTS	273	3223	11.8	67t	20

INTERCEPTIONS	No	Yds	Avg	Lg	TD
Barber	10	86	8.6	36t	1
Abraham	6	98	16.3	46	0
Jackson	4	42	10.5	29	0
Brooks	3	65	21.7	23	0
Lynch	3	21	7.0	15	0
Quarles	1	98	98.0	98t	1
Duncan	1	9	9.0	9	0
BUCCANEERS	28	419	15.0	98t	2
OPPONENTS	12	74	6.2	25	0

TACKLES	SOLO	ASST.	TOTAL
Brooks	110	55	165
Duncan	79	51	130
Lynch	70	35	105
Barber	64	27	91
Jackson	52	26	78

SACKS	SP. TM. TACKLES	
Rice	11.0	Smith 22
Sapp	6.0	Abdullah 21
White	5.0	Gooch 16
McFarland	3.5	Howell 12
Jones	3.0	Yoder 12
BUCCANEERS	42.0	
Opponents	47.0	

PUNTING	No	Yds	Avg	Net	TB	In20	Lg	Bk
Royals	83	3382	40.7	34.2	8	26	61	0
BUCS	83	3382	40.7	34.2	8	26	61	0
OPPONENTS	78	3234	41.5	34.3	8	19	58	2

PUNT RETURNS	Ret	FC	Yds	Avg	Lg	TD
Williams	35	13	366	10.5	84t	1
Anthony	3	1	12	4.0	7	0
Jackson	0	0	18	—	18	0
BUCCANEERS	38	14	396	10.4	84t	1
OPPONENTS	44	12	380	8.6	55t	1

KICKOFF RETURNS	Ret	Yds	Avg	Lg	TD
Murphy	20	445	22.3	39	0
Smith	16	355	22.2	45	0
Stecker	9	259	28.8	86	0
Abdullah	5	92	18.4	29	0
BUCCANEERS	54	1208	22.4	86	0
OPPONENTS	63	1321	21.0	77	0

USUAL STARTING LINEUP	OFFENSE:	DEFENSE:	
WR	81 Jacques Green	LE	78 Marcus Jones
LT	67 Kenyatta Walker	MT	92 Anthony McFarland
LG	64 Randall McDaniel	DT	99 Warren Sapp
C	62 Jeff Christy	RE	97 Simeon Rice
RG	60 Coasey Coleman	SLB	53 Shelton Quarles
RT	71 Jerry Wunsch	MLB	59 Jamie Duncan
TE	83 Dave Moore	WLB	55 Derrick Brooks
WR	19 Keyshawn Johnson	LCB	25 Brian Kelly
QB	14 Brad Johnson	RCB	20 Ronde Barber
FB	40 Mike Alstott	SS	47 John Lynch
RB	28 Warrick Dunn	FS	34 Dexter Jackson

Buccaneer Playoff History



1979 NFC DIVISIONAL PLAYOFF GAME

TAMPA BAY 24, PHILADELPHIA 17

TAMPA STADIUM, DECEMBER 29, 1979



The first foray into the postseason was a successful one for the Tampa Bay franchise, which reached the playoffs in just its fourth year of existence. After winning the NFC Central with a 10-6 record, the Buccaneers faced Philadelphia in the Divisional Playoff round after the Eagles had downed Chicago a week earlier. Tampa Bay used a stingy defense (227 yards allowed) and the relentless running of Ricky Bell to prevail 24-17 in front of a home crowd of 71,402. The Buccaneers opened the game with a methodical 18-play, 80-yard march that drained over nine minutes off the clock. On his way to a 142-yard rushing performance, Bell ran on exactly half of the drive's plays, gaining 37 yards on nine totes, including a four-yard scoring burst around right end. Neither team advanced significantly on its next possession, but Philadelphia moved into field goal range early in the second quarter. After a successful fake field goal run was nullified by a delay-of-game penalty on the Eagles, K Tony Franklin came up short on a 52-yard attempt. Taking over at its own 35, Tampa Bay saw a 25-yard run by Bell called back due to holding but immediately compensated with a 34-yard pass from QB Doug Williams to WR Larry Mucker. Williams later fired a 26-yard pass to WR Isaac Hagins and an apparent TD toss to TE Jimmie Giles, but Giles was ruled to not have possession and the Bucs settle for a 40-yard field goal. Before the intermission, Tampa Bay was able to extend its lead to 17 thanks to a big play by the defense. NT Randy Crowder's fumble recovery at the Eagles' four-yard line just two plays after Tampa Bay's field goal set up a second Buccaneer touchdown, though it took four plays to cover that short distance. After an incomplete pass and two Bell runs for three yards, Buccaneer Head Coach John McKay elected to send Bell through the line one more time on fourth down and the third-year back followed a block by left tackle Darryl Carlton to reach paydirt. Philadelphia did manage to get on the board before halftime when LB Jerry Robinson intercepted a Williams pass at the Buccaneers' 48 and returned it 37 yards to the 11. Two plays later, Jaworski hooked up with WR Charles Smith in the end zone to cut the Buc lead to 17-7. Philly



then opened the third quarter with a 45-yard field goal drive aided by WR Harold Carmichael's tackle-breaking 39-yard reception and concluded by Franklin's 42-yard kick. The Bucs and Eagles then traded two more punts each to run out the period. On its second possession of the fourth quarter, Tampa Bay got what proved to be the decisive points when Williams hit Giles on a three-yard scoring pass that capped a 57-yard drive. Bell provided the key play of the march with a 26-yard run around left tackle on third-and-two from the Philadelphia 49. Philadelphia answered on its next possession with a gritty 80-yard drive, twice keeping possession on fourth-down completions by QB Ron Jaworski. After a 13-yarder to Smith on fourth-and-11 from the 50-yard line, Jaworski then found Carmichael for a 37-yard TD. Following an unsuccessful onside-kick attempt, Philadelphia forced a Buccaneer three-and-out and went on one last drive in the final two minutes. Jaworski's fourth-down incompleteness from the Buc 45 effectively ended the game.

SCORING

Philadelphia	0	7	3	717
Tampa Bay	7	10	0	724

Tampa Bay:	Bell 4 run (O'Donoghue kick)
Tampa Bay:	O'Donoghue 40 FG
Tampa Bay:	Bell 1 run (O'Donoghue kick)
Philadelphia:	Smith 11 pass from Jaworski (Franklin kick)
Philadelphia:	Franklin 42 FG
Tampa Bay:	Giles 9 pass from Williams (O'Donoghue kick)
Philadelphia:	Carmichael 37 pass from Jaworski (Franklin kick)

TEAM STATISTICS

	TB	PHI
First Downs	17	15
Total Net Yards	318	227
Total Offensive Plays	70	59
Rushes-Net Yards	55-186	18-48
Net Yards Passing	132	179
Att.-Comp.-Int.	15-7-1	39-15-0
Sacked-Yards	0-0	2-20
Punts.-Avg.	5-42.6	5-44.3
Fumbles-Lost	0-0	2-1
Penalties-Yards	9-105	8-62
Time of Possession	36:31	23:29

INDIVIDUAL STATISTICS

Rushing: *Philadelphia:* Montgomery 13-35, Harris 4-13, Eckwood 1-0. *Tampa Bay:* Bell 38-142 (2 TDs), Jaworski 8-19, Williams 6-19, J. Davis 3-6.

Passing: *Philadelphia:* Jaworski 39-15-0, 199, 2 TDs. *Tampa Bay:* Williams 15-7-1, 132, 1 TD.

Receiving: *Philadelphia:* Montgomery 4-35, Carmichael 3-92 (TD), Smith 3-49 (TD), Kreplfle 3-23, Harris 1-2, Campfield 1-(-2). *Tampa Bay:* Giles 3-43 (TD), Hagins 2-34, Mucker 1-34, Owens 1-21.

Interceptions: *Philadelphia:* Robinson 1-37.

Sacks: *Tampa Bay:* L. Selmon 2-20.

Attendance: 71,402



1979 NFC CHAMPIONSHIP GAME

L.A. RAMS 9, TAMPA BAY 0

TAMPA STADIUM, JANUARY 6, 1980



In the first NFC Championship Game to be decided without either team scoring a touchdown, host Tampa Bay fell 9-0 to the Los Angeles Rams. In a reversal of the elements that brought the Buccaneers victory one week before in the franchise's first playoff game, Tampa Bay was held to 177 net yards of offense and surrendered to a pounding Rams running game that racked up 216 yards on 53 carries. Three Buccaneer passers were limited to just five completions in 27 attempts and Tampa Bay did not penetrate L.A. territory until midway through the third quarter. Neither team scored in the first quarter, though Los Angeles threatened twice. On its second drive of the game, L.A. advanced to the Buccaneer 18 thanks to two runs and one reception by RB Cullen Bryant for a combined 30 yards. However, fellow RB Wendell Tyler then fumbled on first-and-10 at the 18, with Buccaneer LB Richard Wood recovering. After a Tampa Bay punt, the Rams embarked on another drive deep into Buc territory, mostly on alternating runs by Bryant and Tyler. Tyler got the call on third-and-goal from the one on the final play of the first period but was stopped short by Buc DE Wally Chambers. On the first play of the second quarter, K Frank Corral opened the scoring with a 19-yard field goal. A combined five punts later, Los Angeles took over at its own 38 with just under six minutes to play in the half. Using five of those minutes, Los Angeles advanced 58 yards on 10 plays, the largest chunk coming on a drive-opening 22-yard completion from QB Vince Ferragamo to TE Charle Young. When Buc LB Dewey Selmon stopped Young for a four-yard gain on third-and-five from the Bucs' eight, the Rams were forced into another field goal try, this one a successful 21-yarder. In the final minute of the first half, Tampa Bay drove nearly to midfield but Williams was interception in L.A. territory by LB Jim Youngblood. The Rams took a 6-0 lead into halftime after controlling the ball for almost 21 of the game's first 30 minutes. Neither team scored in the third quarter, though the Rams' Corral tried a 37-yard field goal that sailed wide left. The Los Angeles drive had stalled when S Cedric Brown tracked Tyler down in the backfield for a five-yard loss from the Bucs' 15. After a pair of punts, Tampa Bay made its first move into the Los Angeles half of the field when RB Jerry Eckwood threw a 42-yard option pass to WR Larry Mucker and Mucker was pulled down at the 24. However, QB Mike Rae, seeing his first playoff action in place of starter Doug Williams, threw incomplete passes on third and fourth down. Still trailing by just six points, the Buccaneers stiffened defensively on the ensuing possession. Wood stopped Tyler for two-yards on third-and-three then dropped him for a one-yard loss on fourth-and-one at the Bucs' 27-yard line. After the Bucs were forced to punt again, Los

Angeles made the game's final dent on the scoreboard, driving 45 yards on eight plays to set up Corral's third short three-pointer, a 23-yarder. A 13-yard run by Tyler and a 12-yarder by Bryant keyed the march. WR Isaac Hagins returned the ensuing kickoff to Tampa Bay's 35-yard line then hauled in a 25-yard pass from Rae, but Rae's fourth-down throw to Mucker fell incomplete in the end zone.

SCORING

Los Angeles	0	6	0	39
Tampa Bay	0	0	0	00

Los Angeles: Corral 19 FG

Los Angeles: Corral 21 FG

Los Angeles: Corral 23 FG

TEAM STATISTICS

	TB	LA
First Downs	7	23
Total Net Yards	177	369
Total Offensive Plays	54	77
Rushes-Net Yards	26-92	53-216
Net Yards Passing	85	153
Att.-Comp.-Int.	27-5-1	23-12-0
Sacked-Yards	1-11	1-10
Punts-Avg.	8-37.1	5-37.2
Fumbles-Lost	1-0	1-1
Penalties-Yards	4-45	3-20
Time of Possession	22:11	37:49

INDIVIDUAL STATISTICS

Rushing: Los Angeles: Bryant 18-106, Tyler 28-86, McCutcheon 6-26, Ferragamo 1-(-2).

Tampa Bay: Bell 20-59, Mucker 1-24, Eckwood 2-5, J. Davis 2-4, Rae 1-0.

Passing: Los Angeles: Ferragamo 23-12-0, 163.

Tampa Bay: Williams 13-2-1, 12, Rae 13-2-0, 42, Eckwood 1-1-0, 42.

Receiving:

Los Angeles: Bryant 4-39, Dennard 3-56, Young 3-39, Nelson 1-15, Tyler 1-14.

Tampa Bay: Hagins 2-42, Bell 2-12, Mucker 1-42.

Interceptions:

Los Angeles: Jim Youngblood 1-10.

Sacks:

Los Angeles: Fanning 1-11.

Tampa Bay:

Cotney 1-10.

Attendance:

72,033





1981 NFC DIVISIONAL PLAYOFF GAME

DALLAS 38, TAMPA BAY 0

TEXAS STADIUM, JANUARY 2, 1982



The Buccaneers won a thrilling showdown with Detroit in the last week of the regular season to capture the NFC Central crown but, for the second time in a row, failed to score in the resulting playoff game. Dallas ran for 212 yards and four touchdowns on 46 carries and held Tampa Bay to 222 net yards of offense in a 38-0 whitewash. Buccaneer QB Doug Williams was also sacked four times and intercepted four times as Dallas scored 28 second-half points. The first quarter, however, was scoreless as Tampa Bay repelled several Cowboy scoring chances. After an unsuccessful opening drive for the Bucs, Dallas reached Tampa Bay's 40-yard line but stalled when LBs Cecil Johnson and Andy Hawkins broke up a near completion from QB Danny White to TE Doug Cosbie on third-and-nine. Williams was intercepted by CB Dennis Thurman in Buccaneer territory a few plays later, but the Buc defense tipped away two passes and stopped RB Tony Dorsett for a four-yard loss to force a quick punt. Thurman promptly intercepted another Williams offering three plays later, giving Dallas possession at the Bucs' 47. A two-yard fourth-down run by FB Ron Springs and two third-down completions by White preserved a drive that bled into the second quarter and eventually ended in White's nine-yard scoring pass to WR Tony Hill. The Bucs appeared to be responding on their next possession when a 20-yard pass from Williams to RB James Owens sparked a drive that reached Dallas' 21. However, Tampa Bay was penalized 28 yards on second-and-six when Williams was flagged for intentional grounding while trying to avoid a strong rush from DE Ed "Too Tall" Jones. The drive ended in a punt one play later. Dallas added a 21-yard field goal drive after a short Buccaneer punt, giving the Cowboys a 10-0 halftime advantage. That lead was quickly extended after the intermission when Dallas put together a quick 80-yard touchdown drive to open the third period. Dorsett scrambled for consecutive gains of 25 and 26 yards on short passes and RB James Jones ran six yards off right guard for the

score. S Michael Downs picked off a Williams pass later in the third quarter and returned it 21 yards to Tampa Bay's 33, setting up a Dorsett five-yard TD run. On the Bucs' next play, Williams was hit by DT John Dutton, leading to an interception by Ed Jones. James Jones converted that turnover into a five-yard touchdown run after Dorsett had zipped for 21 yards on first down. On a drive beginning in the final seconds of the third quarter, Tampa Bay made its deepest thrust into Dallas territory on the strength of a 75-yard reception by TE Jimmie Giles. Giles was pulled down at the Dallas five, but a sack and a three-yard loss by RB Jerry Eckwood led to a fourth-and-goal from the nine. Under pressure from LB Anthony Dickerson, Williams missed Giles in the end zone. Dallas scored its final touchdown on the ensuing possession, driving 90 yards in nine-and-a-half minutes before RB Timmy Newsome punched it in from one-yard out. The Bucs' last drive included a 23-yard Williams-to-Giles hookup but ended on a failed fake punt attempt.

SCORING

Tampa Bay	0	0	0	00
Dallas	0	10	21	738

Dallas:	Hill 9 pass from White (Septien)
Dallas:	Septien 32 FG
Dallas:	Springs 1 run (Septien kick)
Dallas:	Dorsett 5 run (Septien kick)
Dallas:	Jones 5 run (Septien kick)
Dallas:	Newsome 1 run (Septien kick)

TEAM STATISTICS

	TB	DAL
First Downs	12	27
Total Net Yards	222	345
Total Offensive Plays	57	73
Rushes-Net Yards	24-74	46-212
Net Yards Passing	148	133
Att.-Comp.-Int.	19-10-4	26-15-0
Sacked-Yards	4-39	1-10
Punts-Avg.	5-38.4	4-30.0
Fumbles-Lost	3-0	0-0
Penalties-Yards	10-105	5-40
Time of Possession	26:51	33:09

INDIVIDUAL STATISTICS

Rushing: Dallas: Dorsett 16-86 (TD), Springs 15-70 (TD), J. Jones 9-32 (TD), Newhouse 4-23, Newsome 1-1 (TD), Cosbie 1-0. Tampa Bay: Owens 12-40, Wilder 4-23, Williams 3-9, Eckwood 4-2, Davis 1-0.

Passing: Dallas: D. White 26-15-0, 143, 1 TD.
Tampa Bay: Williams 29-10-4, 187.

Receiving: Dallas: Dorsett 4-48, DuPree 3-22, Pearson 2-21, Hill 2-18 (TD), J. Jones 2-11, Donley 1-14, Cosbie 1-5. Tampa Bay: Bell 3-36 (TD), Owens 3-32, Giles 2-98, Wilder 1-11, House 1-10.

Interceptions: Dallas: Thurman 2-50, Downs 1-21, E. Jones 1-0.

Sacks: Dallas: Bethea 1-17, Martin 1-9, R. White 1-4, Hegman 0.5-4.5, Lewis 0.5-4.5.

Tampa Bay: L. Selmon 1-10.

Attendance: 64,848



HISTORY



1982 NFC FIRST ROUND PLAYOFF GAME DALLAS 30, TAMPA BAY 17

TEXAS STADIUM, JANUARY 9, 1983



For the second straight season, Tampa Bay's playoff road began and ended in Dallas, where they had hoped to avenge a 38-0 drubbing from the 1981 post-season. Though Tampa Bay actually led 17-16 entering the final quarter, Dallas once again moved on at the Bucs' expense, scoring twice in the fourth quarter to earn a 30-17 win. The Buccaneers were outgained in total net yards by a wide 456-218 margin and had possession of the ball for less than 20 minutes of the game, but stayed close with three takeaways, five sacks and a pair of long touchdowns. Dallas cracked the scoreboard first with a 33-yard Rafael Septien field goal in the first quarter set up by Dexter Clinkscales interception at midfield. After a Buccaneer punt, Septien hit another field goal from identical distance, this one keyed by a 26-yard pass from QB Danny White to WR Butch Johnson that had a 14-yard personal foul tacked onto the end of it. Tampa Bay took its first lead of the game in the second quarter thanks to a big play on defense. With Dallas driving well into Buccaneer territory, White fumbled on third-and-six and Tampa Bay LB Hugh Green recovered the loose ball and ran 60 yards for the only defensive touchdown in Buccaneer playoff history. Dallas promptly moved back into the Bucs' half of the field on its next possession as White again hooked up with Johnson for 23 yards and found WR Tony Hill open for a 14-yard gain. The Buccaneer defense came up with another big play, however, as S Mark Cotney redirected another White aerial and returned it 50 yards to the Dallas 27. RB James Wilder added an 11 yard run from there, but the Bucs were forced to kick a 32-yard field goal when CB Ron Fellows broke up a pass intended for WR Gerald Carter in the end zone. Dallas regained the lead before halftime by putting together a 10-play, 75-yard drive culminating in White's six-yard TD pass to RB Ron Springs. Key plays on that drive included a 21-yard catch by WR Drew Pearson and a 13-yarder by TE Doug Cosbie. The third quarter was dominated by a pair of long drives. Dallas opened the period with an 84-yard march on 17 plays that ended in Septien's 19-yard field goal. The Cowboys converted four third downs on the drive but missed the fifth when DE Lee Roy Selmon stopped RB Tony Dorsett for no gain at the one. After interceptions by Dallas' Dennis Thurman and Tampa Bay's Neal Colzie, the Bucs countered with an 80-yard touchdown drive on six plays. WR Gordon Jones got more than half of that on third-and-eight from midfield when he caught a 49-yard scoring pass, giving Tampa Bay a 17-16 lead. The Bucs then quickly got the ball back to start the fourth quarter thanks to two sacks of White, one by Selmon, but S Monty Hunter then turned in the game's pivotal play, intercepting a Williams throw intended for WR Kevin House and returning it 19 yards for a go-ahead score. Dallas

added an 81-yard drive later in the period, scoring a clinching touchdown on White's 10-yard pass to RB Timmy Newsome. Tampa Bay's offense then stalled and Dallas converted two first downs to run out the final two minutes.

SCORING

Tampa Bay	0	10	7	017
Dallas	6	7	3	1430

Dallas:	Septien 33 FG
Dallas:	Septien 33 FG
Tampa Bay:	Green 60 fumble return (Capece kick)
Tampa Bay:	Capece 32 FG
Dallas:	Springs 6 pass from White (Septien kick)
Dallas:	Septien 19 FG
Tampa Bay:	Jones 49 pass from Williams (Capece kick)
Dallas:	Hunter 19 Interception return (Septien kick)
Dallas:	Newsome 10 pass from White (Septien kick)

TEAM STATISTICS

	TB	DAL
First Downs	8	29
Total Net Yards	218	456
Total Offensive Plays	49	92
Rushes-Net Yards	21-105	42-179
Net Yards Passing	113	277
Att.-Comp.-Int.	28-8-3	45-27-2
Sacked-Yards	0-0	5-35
Punts-Avg.	6-43.5	3-40.6
Fumbles-Lost	0-0	1-1
Penalties-Yards	4-41	6-45
Time of Possession	19:47	40:13

INDIVIDUAL STATISTICS

Rushing: Dallas: Dorsett 26-110, Donley 1-25, Springs 7-24, Newhouse 5-15, Pearson 1-4, DuPre 1-1, D. White 1-0. Tampa Bay: Wilder 14-93, Carver 7-12.

Passing: Dallas: D. White 45-27-2, 312, 2 TDs. Tampa Bay: Williams 28-8-3, 113, 1 TD.

Receiving: Dallas: Pearson 7-95, Johnson 4-76, T. Hill 4-45, Cosbie 3-32, Springs 3-16 (TD), Dorsett 2-14, Newsome 2-14 (TD), Newhouse 1-11, Dupree 1-9. Tampa Bay: House 4-52, Wilder 2-5, Jones 1-49 (TD), Giles 1-7.

Interceptions: Dallas: Hunter 1-19 (TD), Clinkscales 1-11, Thurman 1-0. Tampa Bay: Cotney 1-53, Holt 1-0.

Sacks: Dallas: None. Tampa Bay: Logan 1.5-14.5, Brantley 1-6, Green 1-6, Selmon 1-6, Cannon 1-2.5.

Attendance: 65,042





1997 NFC WILD CARD PLAYOFF GAME

TAMPA BAY 20, DETROIT 10

HOUЛИHAN'S STADIUM, DECEMBER 28, 1997



In the team's first playoff game in Tampa Bay since the 1979 season, the Buccaneers dominated Detroit early, rushing to a 20-0 third quarter lead before holding on for the 20-10 Wild Card victory. Lion RB Barry Sanders, who came into the game in possession of a 14-game streak of 100-yard rushing efforts and just the third 2,000-yard season in league history, was contained spectacularly by a swarming Buc defense, gaining just 65 yards and notching no carry longer than 15 yards. After two failed first-quarter drives for each team, the Bucs made the initial strike with a 40-yard field goal drive keyed by QB Trent Dilfer's scrambling, 23-yard completion to WR Karl Williams on third-and-one. Detroit's next drive stalled, too, but the Lions almost regained possession when Williams muffed the resulting punt. However, the ball bounced through several Detroit hands and out of bounds at the Tampa Bay 11, instead setting up the longest drive in Buccaneer playoff history. Fueled by a pair of first-round rookies — RB Warrick Dunn gained 29 yards on seven runs and catches and WR Reidel Anthony caught passes of 10 and 20 yards — the Bucs marched down to a third-and-seven at the Detroit nine-yard line. From there, Dilfer fired a laser over the middle to WR Horace Copeland in the back of the end zone. Detroit's next attempt to climb back into the game was quickly turned back when CB Anthony Parker intercepted a Scott Mitchell pass at the Lions' 39 and returned it to the 20. Three plays later, PK Michael Husted nailed his second three-pointer, this one from a Buccaneer playoff-record 42 yards out. Detroit moved into Buccaneer territory on its next possession but was stonewalled at the 45 when a fourth-and-one pass attempt fell incomplete under heavy pressure from LB Rufus Porter. The Bucs struck first again in the second half when, after a

Detroit punt, Dilfer marched his squad 53 yards for a touchdown. FB Mike Alstott began the drive with a seven-yard run then finished it with a 31-yard pinballing burst up the middle that turned into the longest carry in Buc playoff history and Tampa Bay's final touchdown. Detroit's next drive lasted 11 plays as Sanders finally got untracked for consecutive runs of 11 and 15 yards, but another fourth-down pass attempt, this one from the Buccaneers' eight-yard line, fell incomplete under significant pressure from the defensive line. The Lions did manage a field goal before the third period ended, then tacked on a touchdown with their first drive of the final quarter, marching 82 yards behind back-up QB Frank Reich. On the ensuing kickoff, a Buccaneer penalty forced Tampa Bay to start at its own five-yard line and the team quickly found itself in a third-and-five situation from the 10. Any developing thoughts of a Detroit comeback were promptly denied, however, when Dilfer hit WR Robb Thomas on a crossing pattern that turned into a 52-yard gain.

SCORING

Detroit	0	0	3	710
Tampa Bay	3	10	7	020

Tampa Bay: Husted 22 FG

Tampa Bay: Copeland 9 pass from Dilfer (Husted kick)

Tampa Bay: Husted 42 FG

Tampa Bay: Alstott 31 run

(Husted kick)

Detroit: Hanson 33 FG

Detroit: Vardell 1 run (Hanson kick)

TEAM STATISTICS

	TB	DET
First Downs	15	18
Total Net Yards	316	307
Total Offensive Plays	60	69
Rushes-Net Yards	32-141	27-109
Net Yards Passing	175	198
Att.-Comp.-Int.	26-13-1	40-21-1
Sacked-Yards	2-6	2-9
Punts-Avg.	5-40.4	4-38.0
Fumbles-Lost	2-1	1-0
Penalties-Yards	4-25	4-20
Time of Possession	31:37	28:23

INDIVIDUAL STATISTICS

Rushing: *Detroit:* Sanders 18-65, Mitchell 4-20,

Rivers 1-17, Reich 1-5, Vardell 2-1 (TD), Jett 1-1.

Tampa Bay: Dunn 18-72, Alstott 11-68 (TD), Anthony 1-1, Dilfer 2-0.

Passing: *Detroit:* Mitchell 25-10-1, 78 yards, Reich 15-11-0, 129 yards.

Tampa Bay: Dilfer 26-13-1, 181 yards, 1 TD.

Receiving: *Detroit:* Morton 8-88, Sanders 5-43, Moore 4-44, Boyd 2-11, Vardell 1-12, Sloan 1-9.

Tampa Bay: Anthony 3-62, Dunn 3-0, Thomas 2-66, Copeland 2-14 (TD), Williams 1-23, Alstott 1-12, Harris 1-4.

Interceptions: *Detroit:* Rice 1-2.

Tampa Bay: Parker 1-19.

Sacks: *Detroit:* Elliss 1.0, London 1.0.

Tampa Bay: Ahanotu 1.0, Jackson 1.0.

Attendance: 73,361





1997 NFC DIVISIONAL PLAYOFF GAME

GREEN BAY 21, TAMPA BAY 7

LAMBEAU FIELD, JANUARY 4, 1998



The Buccaneers trailed by just six points, 13-7, entering the final period but couldn't pull off the upset in Lambeau Field in a Divisional Playoff game as the Packers held on to a 21-7 win. Tampa Bay actually had the first scoring opportunity of the game in the opening quarter when a 51-yard drive positioned them at the Green Bay 25. However, DT Bob Kuberski blocked PK Michael Husted's 43-yard field goal attempt and the Packers took over at their own 33. That preceded a 67-yard, seven-play touchdown drive for the Pack that began with a 17-yard Brett Favre-to-TE Mark Chmura pass and ended similarly with a three-yard Favre-Chmura TD hookup. The Bucs' ensuing drive was much like the previous one, covering 50 yards and reaching the Packers' 25-yard line, thanks in large part to a 17-yard pass from QB Trent Dilfer to WR Horace Copeland on third-and-nine. This time, a potential 43-yard field goal was eschewed in favor of a fake attempt, but TE John Davis was stopped for no gain after taking a shovel pass from holder Steve Walsh. The tide seemed to turn again in the Bucs' favor two plays later when DT Warren Sapp stripped RB Dorsey Levens of the ball while making the tackle and recovered the fumble to give Tampa Bay possession at the Packers' 30. Unfortunately for the visitors, Green Bay's defense held strong, forcing another ill-fated field goal attempt, this one wasted by a botched snap. Sapp, who applied constant pressure in the Green Bay backfield all day, recording three sacks, nearly got the ball back for Tampa Bay when he got to Favre and stripped the ball again on third down, but the Packers recovered and punted away. In the half's final two minutes, Green Bay added to its lead with a pair of field goals, the second one set up by CB Tyrone Williams' interception of a Dilfer pass that went through WR Robb Thomas' hands. The Packers opened the second half with a strong drive into Buccaneer territory, but S John Lynch and CB Donnie Abraham combined to turn them away when Lynch hit Favre as he was passing and Abraham made a diving interception of the resulting errant pass. The Bucs then embarked on a 94-yard drive, the longest ever in Buccaneer playoff history, to score a touch-



down and pull within six. On third-and-11 from their own five-yard line, the Bucs got out of trouble when Dilfer hit a streaking Reidel Anthony on the sideline for a 52-yard gain. Dilfer then found TE Dave Moore for a 28-yard gain over the middle, setting up FB Mike Alstott's six-yard TD run around left end. Packer RB Dorsey Levens matched that score near the beginning of the fourth quarter with a two-yard touchdown run, finishing off a drive that had been kept alive when WR Derrick Mayes' bobbled reception on third-and-18 fell into the crook of Mayes' leg for a 22-yard gain. Favre ran the ball in himself on the two-point conversion. The Bucs' next two drives ended in failed fourth downs, including a march set up by Abraham's second interception of the day.

SCORING

Tampa Bay	0	0	7	07
Green Bay	7	6	0	821

Green Bay: Chmura 3 pass from Favre (Longwell kick)

Green Bay: Longwell 21 FG

Green Bay: Longwell 32 FG

Tampa Bay: Alstott 6 run (Husted kick)

Green Bay: Levens 2 run (Favre run)

TEAM STATISTICS

	TB	GB
First Downs	15	16
Total Net Yards	263	289
Total Offensive Plays	66	64
Rushes-Net Yards	27-90	32-118
Net Yards Passing	173	171
Att.-Comp.-Int.	37-12-2	28-15-2
Sacked-Yards	2-27	4-19
Punts-Avg.	4-42.3	5-42.6
Fumbles-Lost	2-0	3-1
Penalties-Yards	3-38	7-90
Time of Possession	27:57	32:03

INDIVIDUAL STATISTICS

Rushing: *Tampa Bay:* Dunn 18-64, Alstott 7-21 (TD), Anthony 1-5, Walsh 1-0. *Green Bay:* Levens 25-112 (TD), Henderson 2-4, Favre 5-2.

Passing: *Tampa Bay:* Dilfer 36-11-2 200 yards, Walsh 1-1-0, 0 yards. *Green Bay:* Favre 28-15-2, 190 yards, 1 TD.

Receiving: *Tampa Bay:* Copeland 4-44, Moore 3-54, Dunn 2-34, Anthony 1-52, Thomas 1-16, Davis 1-0. *Green Bay:* Freeman 4-75, Levens 4-29, Mayes 2-37, Chmura 2-20 (TD), Henderson 2-8, Brooks 1-21.

Interceptions: *Tampa Bay:* Abraham 2-0. *Green Bay:* Williams 1-14, Prior 1-13.

Sacks: *Tampa Bay:* Sapp 3.0, Culpepper 1.0. *Green Bay:* Butler 1.0, McKenzie 1.0.

Attendance: 60,327



1999 NFC DIVISIONAL PLAYOFF GAME

TAMPA BAY 14, WASHINGTON 13

RAYMOND JAMES STADIUM, JANUARY 15, 2000

The Bucs rallied from a 13-point deficit to stun the Redskins 14-13 before a delirious gathering of 65,835 at Raymond James Stadium. The win propelled the Bucs into the NFC Championship Game for the first time in two decades. Washington ushered the league's second-ranked offense into Tampa, but left with 157 total yards and no offensive TDs. After a scoreless first quarter, the Redskins struck first. Brett Conway booted a 28-yard FG, giving Washington a 3-0 lead that carried into the locker room. The Redskins then stretched their lead before many fans had returned to their seats. RB Brian Mitchell returned the second-half kickoff 100 yards for a TD. The return set an NFL postseason record and handed Washington a 10-0 lead. CB Darrell Green later picked off Shaun King, setting up Conway for a 48-yard FG. Washington led 13-0 and the natives were growing restless. But S John Lynch intercepted Redskins QB Brad Johnson late in the third quarter, igniting a fire under the Bucs' offense. King marched Tampa Bay to the Redskins 2, where FB Mike Alstott scored on a highlight-reel rumble, cutting Washington's lead to 13-7. Two series later, DE Steve White knocked the ball out of Johnson's hands. DT Warren Sapp recovered at the Redskins 32, setting up an acrobatic one-yard TD toss from King to TE John Davis. The Redskins got one more crack, but Dan Turk's errant snap on a 52-yard FG attempt with 1:17 left punched Tampa Bay's ticket to St. Louis.



SCORING

Washington	0	3	10	013
Tampa Bay	0	0	7	714

Washington: Conway 28-yd. FG

Washington: Mitchell 100-yard kickoff return (Conway kick)

Washington: Conway 48-yd. FG

Tampa Bay: Alstott 2-yd. run (Gramatica kick)

Tampa Bay: Davis 1-yd. pass from King (Gramatica kick)

TEAM STATISTICS

	WASH	TB
First Downs	10	12
3rd Down	3-14	4-16
Total Yards	157	186
Rushing Yards	46	44
Passing Yards	111	142
Punts-Avg.	8-42.1	10-41.8
Fumbles-Lost	2-1	1-0
Penalties-Yds.	4-61	2-25
Time of Possession	28:25	31:35

INDIVIDUAL STATISTICS

Rushing: *Washington:* Davis 17-37, Centers 1-7, Mitchell 1-1, Thrash 1-1, Hicks 1-0, Westbrook 1-0.

Tampa Bay: Alstott 15-24, Dunn 11-18, King 1-2.

Passing: *Washington:* Johnson 32-20-149, 0 TD, 1 INT, 23 LG. *Tampa Bay:* King 32-15-157, 1 TD, 1 INT, 30 LG.

Receiving: *Washington:* Connell 4-59, Fryar 4-30, Davis 3-26, Centers 3-8, Hicks 2-17, Mitchell 2-1, Alexander 1-4, Westbrook 1-4. *Tampa Bay:* Dunn 4-32, Alstott 3-17, Emanuel 2-47, Moore 2-32, Green 2-25, Williams 1-3, Davis 1-1.

Interceptions: *Washington:* Green 1-12.

Tampa Bay: Lynch 1-0.

Punt Returns: *Washington:* Mitchell 5-44, 15 LG, 2 FC.

Tampa Bay: Williams 1-7, 3 FC.

Kickoff Returns: *Washington:* Mitchell 1-100, Thrash 1-24, Sellers 1-1. *Tampa Bay:* Dunn 4-68, 25 LG.

Sacks: *Washington:* Stubblefield 1-10, Barber 1-5.

Tampa Bay: White 2-20, Sapp 1-8.

Attendance: 65,835



HISTORY



1999 NFC CHAMPIONSHIP GAME



ST. LOUIS 11, TAMPA BAY 6

TRANS WORLD DOME, JANUARY 23, 2000

Tampa Bay held the high-powered Rams in check for nearly 60 minutes, but a late TD pass enabled St. Louis to escape with an 11-6 win before 66,496 at Trans World Dome. The win propelled the Rams to their second-ever Super Bowl berth. The Bucs jumped on the board quickly. DE Steve White intercepted NFL MVP Kurt Warner on the first play of the game, setting up the Tampa Bay offense at the St. Louis 20. Martin Gramatica booted a 25-yard FG, giving the Bucs a 3-0 lead. The Rams bounced right back, marching 74 yards on 16 plays before settling for a 24-yard FG by Jeff Wilkins. St. Louis grabbed its first lead thanks to a Bucs miscue. C Tony Mayberry snapped the ball over QB Shaun King's head and King knocked the ball out of the end zone for a safety. Wilkins missed a 44-yard FG after the ensuing free kick. The Bucs marched to the Rams 41 late in the second quarter, but CB Todd Lyght picked off King to preserve the 5-3 lead at the half. Tampa Bay reclaimed the lead at the outset of the third quarter when Gramatica nailed a 23-yarder. The Rams tried to counter but LB Hardy Nickerson intercepted Warner at the Bucs 2. On the Rams' next possession, CB Brian Kelly picked off Warner. But the turnover tide turned with eight minutes left. Rams CB Dre Bly intercepted King and returned it to midfield. Six plays later, Warner finally struck gold, lofting a 30-yard TD strike to WR Ricky Proehl. The two-point attempt failed. Tampa Bay drove to the Rams 35 but stalled with 34 seconds left.

SCORING

Tampa Bay	3	0	3	06
St. Louis	3	2	0	611

Tampa Bay:	Gramatica 25-yd. FG
St. Louis:	Wilkins 24-yd. FG
St. Louis:	Safety, King out of end zone
Tampa Bay:	Gramatica 23-yd. FG
St. Louis:	Proehl 30-yd. pass from Warner (Wilkins kick)

TEAM STATISTICS

	TB	STL
First Downs	12	17
3rd Down	5-14	7-15
Total Yards	203	309
Rushing Yards	77	51
Passing Yards	126	258
Punts-Avg.	5-40.4	4-43.8
Fumbles-Lost	3-0	2-0
Penalties-Yds.	3-15	7-48
Time of Possession	26:59	33:01



INDIVIDUAL STATISTICS

Rushing: *Tampa Bay:* Alstott 12-39, Dunn 9-35, King 2-3. *St. Louis:* Faulk 17-44, Hakim 1-6, Holcombe 1-2, Warner 2(-)1.

Passing: *Tampa Bay:* King 29-13-163, 0 TD, 2 INT, 32 LG. *St. Louis:* Warner 43-26-258, 1 TD, 3 INT, 30 LG.

Receiving: *Tampa Bay:* Green 4-59, Dunn 4-37, Williams 2-28, Emanuel 1-22, Alstott 1-9, Moore 1-8. *St. Louis:* Holt 7-68, Proehl 6-100, Bruce 3-22, Faulk 3-5, Hakim 2-27, Holcombe 2-5, Williams 1-22, Robinson 1-11, Conwell 1(-)2.

Interceptions: *Tampa Bay:* Kelly 1-15, Nickerson 1-6, White 1-0. *St. Louis:* Lyght 1-19, Bly 1-9.

Punt Returns: *Tampa Bay:* Williams 4-45, 15 LG. *St. Louis:* Hakim 3-25, 15 LG, 1 FC.

Kickoff Returns: *Tampa Bay:* Dunn 3-60, 26 LG. *St. Louis:* Horne 2-38, 24 LG.

Sacks: *Tampa Bay:* none. *St. Louis:* Wistrom 1-13, Clemons 1-8, Carter 1-6, Farr 1-5, Zgonina 1-5.

Attendance: 66,496





2000 NFC WILD CARD PLAYOFF GAME



PHILADELPHIA 21 TAMPA BAY 3

VETERANS STADIUM, DECEMBER 31, 2000

Tampa Bay remained winless on the road in the postseason (0-5) as Philadelphia dominated the Bucs in a 21-3 victory at Veterans Stadium. The Bucs struck first on a 29-yard field goal by K Martin Gramatica early in the second quarter, but the Eagles defense proved stingy for the rest of the contest. Tampa Bay mustered 199 total yards, including just 50 on the ground, and was held to 3-of-13 on third down conversions. The Philadelphia offense, led by QB Donovan McNabb, scored all the points it would need on two drives late in the first half. McNabb kept the ball on a quarterback draw for a five-yard score with 3:21 left following a fumble by Bucs QB Shaun King. King was sacked by Philadelphia DE Hugh Douglas, putting the Eagles in great field position at the Tampa Bay 15-yard line. McNabb then extended the lead to 14-3 with a five-yard scoring strike to WR Na Brown with 12 seconds remaining before intermission. After a scoreless third quarter, the Eagles put the game out of reach on McNabb's second touchdown pass of the day, a two-yarder to TE Jeff Thomason early in the final period. McNabb completed passes to 10 different players on 24-of-33 attempts for 161 yards, and also rushed for 32 yards on eight carries. Eagles RB Chris Warren aided the ground attack, gaining 82 yards on 21 carries. Bucs QB Shaun King passed for 171 yards, including six completions to WR Keyshawn Johnson for 106 yards. But the rushing game was shut down, with FB Mike Alstott totaling 42 yards and RB Warrick Dunn gaining just one yard on eight carries.

SCORING

Tampa Bay	0	3	0	0.....3
Philadelphia	0	14	0	7.....21

Tampa Bay: Gramatica 29-yd. FG
Philadelphia: McNabb 5-yd. run (Akers kick)
Philadelphia: Brown 5-yd. pass from McNabb (Akers kick)
Philadelphia: Thomason 2-yd. pass from McNabb (Akers kick)

TEAM STATISTICS

	TB	PHI
First Downs	11	20
3rd Down	3-13	9-18
Total Yards	199	277
Rushing Yards	50	126
Passing Yards	149	151
Punts-Avg.	6-40.5	5-36.6
Fumbles-Lost	2-1	1-0
Penalties-Yds.	7-62	2-20
Time of Possession	25:07	34:53

INDIVIDUAL STATISTICS

Rushing: *Tampa Bay:* Alstott 7-42, King 4-7, Dunn 8-1.
Philadelphia: Warren 21-82, McNabb 8-32, Mitchell 4-12.

Passing: *Tampa Bay:* King 31-17-171, 0 TD, 0 INT, 41 LG.
Philadelphia: McNabb 33-24-161, 2 TD, 1 INT, 25 LG.

Receiving: *Tampa Bay:* Johnson 6-106, Dunn 5-28, Alstott 2-14, Moore 2-12, Anthony 1-6, Hape 1-5.
Philadelphia: Johnson 5-47, Mitchell 5-37, Small 3-30, Lewis 3-24, Martin 2-8, Pritchett 2(-1), Brown 1-5, Pinkston 1-5, Warren 1-4, Thomason 1-2.

Interceptions: *Tampa Bay:* Abraham 1-0.
Philadelphia: None.

Punt Returns: *Tampa Bay:* Williams 2-12, 11 LG, 1 FC.
Philadelphia: Mitchell 3-38, 16 LG, 1 FC.

Kickoff Returns: *Tampa Bay:* Green 1-21, 21 LG, Williams 1-14, 14 LG, Anthony 1-7, 7 LG.
Philadelphia: Mitchell 1-24, 24 LG, Douglas 1-24, 24 LG.

Sacks: *Tampa Bay:* White 1-10, Singleton 0.5-0, Webster 0.5-0. *Philadelphia:* Douglas 2-14, Caldwell 1-7, Thomas 1-1.

Attendance: 65,813.



HISTORY



2001 NFC WILD CARD PLAYOFF GAME



PHILADELPHIA 31 TAMPA BAY 9

VETERANS STADIUM, JANUARY 12, 2002

Philadelphia controlled the running game and took advantage of four Bucs' turnovers as it ended Tampa Bay's season for the second consecutive year in a 31-9 victory at Veterans Stadium in an NFC Wild Card contest. The Bucs remained winless on the road in the postseason (0-6) and were handed a first round playoff loss for the second straight year in what would prove to be Tony Dungy's final game as head coach. FS Dexter Jackson intercepted Eagles QB Donovan McNabb on the opening series, leading to a 36-yard field goal by K Martin Gramatica. The Eagles pulled even on a David Akers FG and TE Chad Lewis gave Philadelphia the lead for good on a 16-yard TD reception from McNabb. Gramatica cut the lead to 10-6 with his second three-pointer, but McNabb found RB Duce Staley for a 23-yard TD pass in the final minute of the first half for a 17-6 lead. Gramatica again closed the gap with a 27-yard FG on the final play of the half, drawing the Bucs to within 17-9 at the break. But the Eagles dominated the second half, adding a 25-yard TD scamper by RB Correll Buckhalter and a 59-yard interception return for a touchdown by S Damon Moore in the closing minutes. Tampa Bay mustered just 258 yards of total offense, including 63 on the ground. QB Brad Johnson threw four interceptions and the Bucs converted on only 5-of-12 third down attempts. McNabb, who passed for 194 yards, added 57 yards rushing.



SCORING

Tampa Bay	3	6	0	09
Philadelphia	3	14	7	731

Tampa Bay:	Gramatica 36-yd. FG
Philadelphia:	Akers 26-yd. FG.
Philadelphia:	Lewis 16-yd. pass from McNabb (Akers kick)
Tampa Bay:	Gramatica 32-yd. FG
Philadelphia:	Staley 23-yd. pass from McNabb (Akers kick)
Tampa Bay:	Gramatica 27-yd. FG
Philadelphia:	Buckhalter 25-yd. run (Akers kick)
Philadelphia:	Moore 59-yd. INT return (Akers kick)


TEAM STATISTICS

	TB	PHI
First Downs	16	17
3rd Down	5-12	5-13
Total Yards	258	334
Rushing Yards	63	148
Passing Yards	195	186
Punts-Avg.	5-41.6	6-37.7
Fumbles-Lost	1-0	1-0
Penalties-Yds.	4-28	7-59
Time of Possession	29:37	30:23

INDIVIDUAL STATISTICS

Rushing:	Tampa Bay: TB: Alstott 12-32, Dunn 11-29, B. Johnson 1-2. Philadelphia: McNabb 4-57, Buckhalter 9-55, Staley 15-34, Thrash 1-2.
Passing:	Tampa Bay: B. Johnson 36-22-202, 0 TD, 4 INT. Philadelphia: McNabb 25-16-194, 2 TD, 1 INT.
Receiving:	Tampa Bay: Dunn 8-37, Alstott 5-32, K. Johnson 3-75, Williams 2-25, Green 2-15, Moore 1-13, Yoder 1-5. Philadelphia: J Pinkston 5-62, Lewis 4-60, Thrash 3-32, Staley 2-27, Buckhalter 2-13.
Interceptions:	Tampa Bay: Jackson 1-9. Philadelphia: Moore 2-59, Dawkins 1-0, Vincent 1-0.
Punt Returns:	Tampa Bay: Williams 3-10, 12 LG, 1 FC. Philadelphia: Mitchell 2-10, 10 LG, 0 FC.
Kickoff Returns:	Tampa Bay: Stecker 4-91, 32 LG, Murphy 2-47, 35 LG. Philadelphia: Mitchell 1-27, 27 LG, Douglas 1-16, 16 LG, Walker 1-9, 9 LG.
Sacks:	Tampa Bay: Rice 2-7, White 1-1. Philadelphia: Douglas 1-7.
Attendance:	65,847.

Records



Team Records

Individual Records/Offense

SCORING

MOST POINTS SCORED

Season	126, Martin Gramatica, 2000 106, Martin Gramatica, 1999 99, Donald Igwebuike, 1989 96, Steve Christie, 1990
Game	24, Jimmie Giles, at Miami, 10/20/85 18, Mike Alstott, vs. Minnesota, 10/28/01 18, Warrick Dunn, vs. St. Louis, 12/18/00 18, Mike Alstott, at Cincinnati, 12/27/98 18, Reggie Cobb, vs. Detroit, 11/10/91 18, Morris Owens, vs. Miami, 10/24/76

MOST TOUCHDOWNS SCORED

Season	13, James Wilder (13 rush), 1984 11, Mike Alstott (10 rush, 1 rec.), 2001 11, Errict Rhett (11 rush), 1995 10, Mike Alstott (7 rush, 3 rec.) 1997 10, James Wilder (10 rush), 1985
Game	4, Jimmie Giles, at Miami, 10/20/85 3, Mike Alstott, vs. Minnesota, 10/28/01 3, Warrick Dunn, vs. St. Louis, 12/18/00 3, Mike Alstott, at Cincinnati, 12/27/98 3, Reggie Cobb, vs. Detroit, 11/10/91 3, Morris Owens, vs. Miami, 10/24/76

MOST POINTS PLACEKICKING

Season	126, Martin Gramatica, 2000
Game	16, Martin Gramatica, vs. New Orleans, 12/23/01 (4 FGs, 4 PATs) 14, Steve Christie, vs. Minnesota, 12/16/90 14, Steve Christie, vs. Green Bay, 10/14/90 14, Donald Igwebuike, at Chicago, 11/19/89 14, Bill Capece, vs. Chicago, 1/2/83 (rest are 4 FGs, 2 PATs)

MOST FIELD GOALS

Season	28, Martin Gramatica, 2000
Game	4, 11 times, most recently by Martin Gramatica, vs. New Orleans, 12/23/01

MOST FIELD GOALS ATTEMPTED

Season	35, Michael Husted, 1994
Game	6, Michael Husted, vs. Cincinnati, 10/8/95

BEST FIELD GOAL PERCENTAGE

Season	85.2%, Steve Christie, 1990 (23-27)
--------	-------------------------------------

MOST EXTRA POINTS

Season	42, Martin Gramatica, 2000
Game	6, Donald Igwebuike, vs. Atlanta, 9/13/87

MOST EXTRA POINTS ATTEMPTED

Season	42, Martin Gramatica, 2000
Game	7, Donald Igwebuike, vs. Atlanta, 9/13/87

BEST EXTRA POINT PERCENTAGE

Season	100%, 10 times, most recently by Martin Gramatica, 2001 (28-28)
--------	--

MOST CONSECUTIVE GAMES SCORING A TOUCHDOWN

5, Errict Rhett, 9/24/95—10/22/95
5, Reggie Cobb, 9/27/92—11/1/92
5, Gary Anderson, 9/9/90—10/7/90

LONGEST FIELD GOAL MADE

57, Michael Husted, at L.A. Raiders, 12/19/93

LONGEST FIELD GOAL ATTEMPT

62, Donald Igwebuike, at New Orleans, 9/22/85 and vs. Minnesota, 9/15/85
--

MOST CONSECUTIVE FIELD GOALS MADE

16, Martin Gramatica, 10/9/00—12/3/00
16, Michael Husted, 11/19/95—9/22/96

MOST CONSECUTIVE EXTRA POINTS

95, Martin Gramatica, 9/12/99—current
--

COMBINED YARDAGE

MOST TOTAL YARDS, RUSHING AND RECEIVING

Season	2,229, James Wilder, 1984 (1,544 rush, 685 rec)
	1,641, James Wilder, 1985 (1,300 rush, 341 rec)
	1,555, Warrick Dunn, 2000 (1,133 rush, 422 rec)
	1,511, Ricky Bell, 1979 (1,263 rush, 248 rec)
	1,440, Warrick Dunn, 1997 (978 rush, 462 rec)
	1,422, Mark Carrier, 1989 (1,422 rec)
	1,370, Warrick Dunn, 1998 (1,026 rush, 344 rec)
	1,327, Reggie Cobb, 1992 (1,171 rush, 156 rec)
	1,317, Errict Rhett, 1995 (1,207 rush, 110 rec)
	1,266, Keyshawn Johnson, 2001 (1,266 rec)
Game	239, James Wilder, at Minnesota, 11/6/83 (219 rush, 20 rec)
	221, Warrick Dunn, vs. Dallas, 12/3/00 (210 rush, 11 rec)
	216, James Wilder, vs. Green Bay, 9/30/84 (172 rush, 44 rec)
	212, Mark Carrier, at New Orleans, 12/6/87 (212 rec)
	201, James Wilder, vs. Detroit, 11/23/86 (130 rush, 71 rec)
Season	3,772, Doug Williams, 1981 (3,563 pass, 209 rush)
	3,766, Doug Williams, 1980 (3,396 pass, 370 rush)
Game	499, Doug Williams, at Minnesota, 11/16/80 (486 pass, 13 rush)
	468, Vinny Testaverde, at Indianapolis, 10/16/8 (469 pass, -1 rush)
	404, Brad Johnson vs. Chicago, 11/18/01 (399 pass, 5 rush)
	397, Doug Williams, vs. Chicago, 1/2/83 (367 pass, 30 rush)
	388, Vinny Testaverde, at New Orleans, 12/6/87 (369 pass, 19 rush)

MOST YARDS, PASSING AND RUSHING

- 381, Vinny Testaverde, vs. Green Bay 9/13/92
(363 pass, 18 rush)
378, Steve DeBerg, at Miami, 10/20/85
(365 pass, 13 rush)

RUSHING

MOST YARDS RUSHING

- Season 1,544, James Wilder, 1984
1,300, James Wilder, 1985
1,263, Ricky Bell, 1979
1,207, Errict Rhett, 1995
1,171, Reggie Cobb, 1992
1,133, Warrick Dunn, 2000
1,026, Warrick Dunn, 1997
1,011, Errict Rhett, 1994
- Game 219, James Wilder, at Minnesota, 11/6/83
210, Warrick Dunn, vs. Dallas, 12/3/00
192, Errict Rhett, vs. Washington, 12/4/94
172, James Wilder, vs. Green Bay, 9/30/84
167, Ricky Bell, vs. Green Bay, 10/21/79
166, James Wilder, at Chicago, 9/8/85
152, Ricky Bell, vs. N.Y. Giants, 11/18/79
146, James Wilder, at Minnesota, 11/4/84
144, Errict Rhett, at Detroit, 11/12/95
142, Ricky Bell, vs. Philadelphia, 12/29/79
(Playoff Game)

MOST RUSHING ATTEMPTS

- Season 407, James Wilder, 1984
365, James Wilder, 1985
332, Errict Rhett, 1995
310, Reggie Cobb, 1992
283, Ricky Bell, 1979
- Game 43, James Wilder, vs. Green Bay, 9/30/84
(OT, 39 in reg)
42, James Wilder, at Pittsburgh, 10/30/83
40, Errict Rhett, vs. Washington, 12/4/94

BEST AVERAGE PER RUSH

- Season 4.6, James Wilder, 1987 (106-488)
(min. 100)
4.57, Warrick Dunn, 2000 (248-1,133)
Game 10.1, Ricky Bell, vs. New Orleans, 10/14/79
(min. 10)
(10-101)
9.6, Warrick Dunn, vs. Dallas, 12/3/00
(22-210)

MOST TOUCHDOWNS RUSHING

- Season 13, James Wilder, 1984
11, Errict Rhett, 1995
10, Mike Alstott, 2001
10, James Wilder, 1985
- Game 3, Mike Alstott, vs. Minnesota, 10/28/01
3, Warrick Dunn, vs. St. Louis, 12/18/00
3, Mike Alstott, at Cincinnati, 12/27/98
3, Reggie Cobb, vs. Detroit, 11/20/91

MOST YARDS RUSHING - QUARTERBACK

- Season 425, Steve Young, 1986
370, Doug Williams, 1980
- Game 105, Vinny Testaverde, vs. Minnesota,
12/16/90

MOST 100-YARD RUSHING GAMES

- Season 5, Warrick Dunn, 1997
5, James Wilder, 1985, 1984
5, Ricky Bell, 1979 (plus 1 in playoffs)

PASSING

MOST YARDS PASSING

- Season 3,563, Doug Williams, 1981
3,554, Steve DeBerg, 1984
3,406, Brad Johnson, 2001
3,396, Doug Williams, 1980
3,240, Vinny Testaverde, 1988
- Game 486, Doug Williams, at Minnesota, 11/16/80
469, Vinny Testaverde, at Indianapolis,
10/16/88
399, Brad Johnson, vs. Chicago, 11/18/01
373, Jack Thompson, at Detroit, 12/19/83
370, Vinny Testaverde, vs. Cleveland, 11/5/89
369, Vinny Testaverde, at New Orleans,
12/6/87
367, Doug Williams, vs. Chicago, 1/2/83
365, Steve DeBerg, at Miami, 10/20/85
363, Vinny Testaverde, vs. Green Bay,
9/13/92
351, Vinny Testaverde, vs. Atlanta, 12/2/90
350, Doug Williams, vs. Chicago, 12/20/80
346, Steve DeBerg, vs. Chicago, 10/6/85

MOST PASSES ATTEMPTED

- Season 559, Brad Johnson, 2001
521, Doug Williams, 1980
509, Steve DeBerg, 1984
482, Trent Dilfer, 1996
- Game 56, Brad Johnson, vs. Chicago, 11/18/01
56, Doug Williams, vs. Cleveland, 9/28/80
55, Doug Williams, at Minnesota, 11/16/80
54, Brad Johnson, vs. Detroit, 12/9/01
54, Steve DeBerg, at Kansas City, 10/28/84
52, Vinny Testaverde, at Chicago, 11/6/88

MOST PASSES COMPLETED

- Season 340, Brad Johnson, 2001
308, Steve DeBerg, 1984
267, Trent Dilfer, 1996
258, Vinny Testaverde, 1989
- Game 40, Brad Johnson, vs. Chicago, 11/18/01
31, Brad Johnson, vs. Detroit, 12/9/01
31, Vinny Testaverde, at Houston, 12/10/89

HIGHEST COMPLETION PERCENTAGE

- Season 60.8%, Brad Johnson, 2001 (340-559)
60.5%, Steve DeBerg, 1984 (308-509)
59.8%, Trent Dilfer, 1999 (146-244)
- Game 88.0%, Vinny Testaverde, vs. Green Bay,
9/13/92 (22-25)
86.2%, Steve DeBerg, at Detroit, 10/14/84
(25-29)
83.3%, Trent Dilfer, vs. Denver, 9/26/99
(15-18)
81.5%, Vinny Testaverde, at Green Bay, 9/10/89
(22-27)
79.3%, Brad Johnson, vs. Green Bay, 10/7/01
(23-29)

MOST YARDS PER ATTEMPT

- Season 7.72, Vinny Testaverde, 1990
7.56, Doug Williams, 1981
7.32, Craig Erickson, 1994
7.13, Vinny Testaverde, 1992
- Game 14.5, Vinny Testaverde, vs. Green Bay, 9/13/92
14.3, Gary Huff, vs. St. Louis, 12/18/77
13.0, Craig Erickson, vs. Indianapolis, 9/11/94

RECORDS

MOST TOUCHDOWN PASSES

Season	21, Trent Dilfer, 1998
Game	21, Trent Dilfer, 1997
Game	5, Steve DeBerg, vs. Atlanta, 9/13/87
	4, six times, most recently by Shaun King, vs. Minnesota, 10/29/00

MOST INTERCEPTIONS THROWN

Season	35, Vinny Testaverde, 1988
Game	7, Steve DeBerg, vs. San Fran., 9/7/86

LOWEST INTERCEPTION PERCENTAGE

Season	1.97%, Brad Johnson, 2001 (11-559)
	2.51%, Craig Erickson, 1994 (10-399)
	2.54%, Steve DeBerg, 1987 (7-275)

MOST CONSECUTIVE PASSES WITHOUT AN INTERCEPTION

152, Trent Dilfer, 10/12/97-11/30/97

HIGHEST NFL PASSING RATING

Season	85.3, Steve DeBerg, 1987
	82.8, Trent Dilfer, 1997

MOST 300-YARD PASSING GAMES

Season	4, Vinny Testaverde, 1989 and 1988
	4, Doug Williams, 1981 and 1980

MOST CONSECUTIVE COMPLETIONS

- 15, Brad Johnson, over two games, at St. Louis, 11/26/01 (1) and at Cincinnati 12/2/01 (14)
- 15, Steve DeBerg, vs. Minnesota, 9/14/86
- 14, Vinny Testaverde, over two games, at Green Bay, 9/10/89 (9) and vs. San Francisco, 9/17/89 (5)

MOST CONSECUTIVE PASSES WITHOUT BEING SACKED

111, Doug Williams, 11/4/79-12/7/79

MOST CONSECUTIVE GAMES THROWING A TD PASS

9, three times, most recently by Steve DeBerg, 1984

RECEIVING

MOST PASS RECEPTIONS

Season	106, Keyshawn Johnson, 2001
	86, Mark Carrier, 1989
	85, James Wilder, 1984
	76, Kevin House, 1984
Game	13, James Wilder, vs. Minnesota, 9/15/85
	12, Warrick Dunn, vs. Chicago, 11/18/01
	12, Keyshawn Johnson, vs. Chicago, 11/18/01
	11, five times, most recently by Jacques Green, at Minnesota, 10/9/00
	10, nine times, most recently by Keyshawn Johnson, vs. Detroit, 12/9/01

MOST YARDS RECEIVING

Season	1,422, Mark Carrier, 1989
	1,266, Keyshawn Johnson, 2001
	1,176, Kevin House, 1981
	1,040, Bruce Hill, 1988
	1,005, Kevin House, 1984
	970, Mark Carrier, 1988
Game	212, Mark Carrier, at New Orleans, 12/6/87
	178, Kevin House, at Oakland, 10/18/81

	176, Charles Wilson, vs. L.A. Rams, 12/11/94
	166, Gerald Carter, at San Francisco, 11/18/84
	166, Morris Owens, at Seattle, 10/16/77
	164, Mark Carrier, at Chicago, 11/19/89
	164, Jacques Green, vs. Kansas City, 11/14/99
	162, Bruce Hill, at Indianapolis, 10/16/88
	159, Keyshawn Johnson, vs. Pittsburgh, 10/21/01
	157, Bruce Hill, vs. Philadelphia, 9/4/88

MOST TOUCHDOWNS RECEIVING

Season	9, Mark Carrier, 1989
	9, Bruce Hill, 1988
	9, Kevin House, 1981
Game	4, Jimmie Giles, at Miami, 10/20/85

MOST RECEPTIONS, RUNNING BACK

Season	85, James Wilder, 1984
Game	13, James Wilder, vs. Minnesota, 9/15/85

MOST YARDS RECEIVING, RUNNING BACK

Season	685, James Wilder, 1984
Game	138, Warrick Dunn, vs. Chicago, 11/18/01

MOST RECEPTIONS, TIGHT END

Season	62, Jackie Harris, 1995
Game	10, Jackie Harris, at Green Bay, 11/26/95

MOST YARDS RECEIVING, TIGHT END

Season	786, Jimmie Giles, 1981
Game	143, Calvin Magee, at Chicago, 12/7/86
	134, Jimmie Giles, vs. St. Louis, 11/10/85

BEST AVERAGE PER RECEPTION

Season	22.1, Kevin House, 1980 (24-531)
	21.1, Horace Copeland, 1993 (30-633)

LONGEST RECEPTION, RUNNING BACK

74, Gary Anderson, vs. Green Bay, 10/14/90

LONGEST RECEPTION, TIGHT END

- 81 (TD), Tyji Armstrong, vs. L.A. Rams, 12/6/92
- 81 (TD), Jimmie Giles, vs. Chicago, 11/1/81

MOST 100-YARD RECEIVING GAMES

Season	9, Mark Carrier, 1989
--------	-----------------------

Individual Records/Defense

MOST TACKLES

Season	214, Hardy Nickerson, 1993
	194, Hardy Nickerson, 1997
	189, Derrick Brooks, 1998
	182, Derrick Brooks, 1997
	180, Derrick Brooks, 1999
Game	23, Derrick Brooks, at Minnesota, 9/30/01
	22, Derrick Brooks, vs. Buffalo, 11/26/00
	22, Hardy Nickerson, at Chicago, 11/23/97
	21, Broderick Thomas, vs. Philadelphia, 10/6/91
	20, Derrick Brooks, vs. Carolina, 10/18/98
	20, Hardy Nickerson, vs. Minnesota, 10/26/97

MOST QUARTERBACK SACKS

Season	16.5, Warren Sapp, 2000
	13, Marcus Jones, 2000
	13, Lee Roy Selmon, 1977
	12.5, Warren Sapp, 1999
	11, Simeon Rice, 2001
	11, Broderick Thomas, 1991
	11, Lee Roy Selmon, 1983
	11, Lee Roy Selmon, 1979
	11, Lee Roy Selmon, 1978
Game	4, Marcus Jones, vs. Detroit, 10/19/00

MOST PASS INTERCEPTIONS

Season	10, Ronde Barber, 2001
	9, Cedric Brown, 1981
	7, Donnie Abraham, 1999, 2000
	7, Wayne Haddix, 1990
	7, Jeremiah Castille, 1985
Game	3, Ronde Barber, at New Orleans, 12/23/01
	2, 43 times, most recently by Ronde Barber, at Detroit, 11/11/01

MOST YARDS, INTERCEPTIONS RETURNED

Season	231, Wayne Haddix, 1990
	215, Cedric Brown, 1981
Game	131, Cedric Brown, vs. Green Bay, 11/22/81

MOST INTERCEPTIONS FOR TOUCHDOWNS

Season	3, Wayne Haddix, 1990
--------	-----------------------

LONGEST FUMBLE RETURN

80 (TD), Cedric Brown (lateral from Danny Reece), at Houston, 10/19/80

LONGEST NON-SCORING FUMBLE RETURN

38, Donald Anderson, at New Orleans, 12/6/87

MOST FUMBLES CAUSED

Season	7, Broderick Thomas, 1991
	7, Wally Chambers, 1979

MOST FUMBLES RECOVERED

Season	5, Bill Kollar, 1979
--------	----------------------

Individual Records/ Special Teams

MOST PUNTS

Season	100, Dave Green, 1978
	98, Dave Green, 1977
Game	11, five times, most recently by Mark Royals, at Green Bay, 12/24/00

BEST GROSS PUNTING AVERAGE

Season	43.13, Mark Royals, 1999
	43.07, Tommy Barnhardt, 1996
	42.8, Reggie Roby, 1995
Game	50.4, Reggie Roby, at Carolina, 10/1/95
(min. 4)	49.9, Mark Royals, vs. N.Y. Jets, 9/24/00
	49.4, Tommy Barnhardt, vs. Ariz., 9/28/97
	48.5, Dave Green, at L.A. Rams, 11/5/78

BEST NET PUNTING AVERAGE

Season	37.8, Tommy Barnhardt, 1996
	37.4, Mark Royals, 1999

MOST PUNTS INSIDE THE 20

Season	26, Mark Royals, 2001
	24, Dan Stryzinski, 1993
	23, Mark Royals, 1999

MOST FAIR CATCHES FORCED

42, Dan Stryzinski, 1994

MOST PUNT RETURNS

Season	70, Danny Reece, 1979 (NFL Record)
	57, Danny Reece, 1980
Game	8, Danny Reece, vs. Detroit, 9/1/79

MOST YARDS PUNTS RETURNED

Season	597, Karl Williams, 1997
	453, Jacquez Green, 1998
Game	116, Karl Williams, at Detroit, 11/11/01
	116, Karl Williams, vs. Chicago, 12/21/97

BEST AVERAGE, PUNT RETURNS

Season	21.1, Karl Williams, 1996
(min. 10)	

MOST KICKOFF RETURNS

Season	58, Bobby Joe Edmonds, 1995
	48, Phil Freeman, 1985
Game	8, Vernon Turner, vs. Minnesota, 10/30/94

MOST YARDS KICKOFFS RETURNED

Season	1,147, Bobby Joe Edmonds, 1995
	1,118, Reidel Anthony, 1998
Game	242, Vernon Turner, vs. Minnesota, 10/30/94

BEST AVERAGE, KICKOFF RETURNS

Season	27.4, Karl Williams, 1996
(min. 10)	

MOST SPECIAL TEAMS TACKLES

Season	31, Shelton Quarles, 1999
Game	5, Sam Anno, vs. Minnesota, 12/16/90
	5, Shelton Quarles, vs. Minnesota, 12/6/99

LONGEST BLOCKED RETURNS

Field Goal	79 (TD), Mike Washington, vs. Atlanta, 9/24/78
Punt	33 (TD), Ricky Reynolds, at Washington, 10/22/89

Team Records/Offense

SCORING

MOST POINTS SCORED

Season	388, 2000
	335, 1984
	320, 1989
Game	48, vs. New Orleans, 12/23/01
	48, vs. Atlanta, 9/13/87
	42, vs. Chicago, 10/8/89
	41, vs. Minnesota, 10/28/01
	41, vs. Minnesota, 10/29/00
	41, vs. Chicago, 9/10/00
	41, vs. N.Y. Jets, 12/16/84

MOST TOUCHDOWNS

Season	43, 2000
	40, 1984
	38, 1997

RECORDS

Game 38, 1981
7, vs. Atlanta, 9/13/87
6, vs. Chicago, 10/8/89

MOST RUSHING TOUCHDOWNS

Season 19, 1995
18, 2000
Game 3, 14 times, most recently at St. Louis,
11/26/01

MOST PASSING TOUCHDOWNS

Season 23, 1989
22, 1987, 1985 and 1984
Game 5, vs. Atlanta, 9/13/87
4, seven times, most recently vs.
Minnesota, 10/29/00

MOST RETURN TOUCHDOWNS

Season 7, 2000
5, 1981
Game 3, at New Orleans, 12/11/77

MOST FIELD GOALS

Season 28, 2001
28, 2000
27, 1999
Game 4, 11 times, most recently vs. New Orleans,
12/23/01

MOST FIELD GOALS ATTEMPTED

Season 35, 2001
35, 1994
34, 2000
Game 6, vs. Cincinnati, 10/8/95

LARGEST MARGIN OF VICTORY

Season +119, 2000 (388-269)
Game +41, vs. Chicago, 9/10/00 (41-0)
+38, vs. Atlanta, 9/13/87 (48-10)
+35, at Cincinnati, 12/27/98 (35-0)

LARGEST MARGIN OF VICTORY, ROAD

Game +35, at Cincinnati, 12/27/98 (35-0)

TOTAL YARDS

MOST YARDS, TOTAL OFFENSE

Season 5,321, 1984
5,160, 1981
5,061, 1988
Game 573, at Minnesota, 11/16/80
483, at Indianapolis, 10/16/88
476, at Miami, 10/20/85
475, at Cincinnati, 10/29/89
464, vs. Washington, 12/4/94

MOST PLAYS

Season 1,091, 1984
1,055, 1979
1,046, 2001
1,031, 1980
Game 91, vs. Green Bay, 9/30/84
(OT, 79 in regulation)
87, at Kansas City, 10/28/84
86, vs. Indianapolis, 10/4/92

BEST AVERAGE GAIN PER PLAY

Season 5.43, 1981
5.07, 1988

Game 8.43, vs. Minnesota, 10/29/00
8.35, at Miami, 10/20/85
8.2, at Indianapolis, 10/16/88

BEST TIME OF POSSESSION

Game 48:09, vs. Oakland, 11/10/96
(OT, 37:09 in regulation)
42:14, vs. Washington, 12/4/94
41:21, vs. Detroit, 11/24/85
(OT, 31:40 in regulation)

FIRST DOWNS

MOST FIRST DOWNS

Season 344, 1984
298, 2001
295, 1988
Game 30, vs. Atlanta, 9/13/87
28, four times, most recently vs. Washington,
12/4/94

MOST RUSHING FIRST DOWNS

Season 114, 1984
111, 1978, 1998 and 2000
Game 16, at Cincinnati, 12/27/98
16, vs. Washington, 12/4/94
16, vs. Detroit, 9/16/84

MOST PASSING FIRST DOWNS

Season 209, 1984
189, 2001
174, 1989
Game 21, vs. Chicago, 11/18/01
20, vs. Atlanta, 9/13/87
20, vs. Cleveland, 9/28/80

MOST PENALTY FIRST DOWNS

Season 34, 1985
33, 1987
Game 6, vs. Kansas City, 9/5/93
5, six times, most recently at Tennessee,
10/14/01

BEST THIRD DOWN EFFICIENCY

Season 42.9%, 1984
41.3%, 1989
Game 87.5%, vs. Atlanta, 9/13/87 (14-16)

RUSHING

MOST RUSHING ATTEMPTS

Season 609, 1979
549, 1978
Game 62, vs. Kansas City, 12/16/79
55, vs. Philadelphia, 12/29/79 (Playoff Game)
55, vs. Green Bay, 10/21/79

MOST YARDS RUSHING

Season 2,437, 1979
2,148, 1998
Game 250, vs. Dallas, 12/3/00
246, vs. Minnesota, 11/1/98
244, vs. N.Y. Giants, 11/2/80
235, at Green Bay, 9/16/79
229, at Detroit, 9/21/86
229, vs. Detroit, 9/1/79

BEST AVERAGE PER RUSH

Season	4.22, 2000
	4.11, 1998
	4.09, 1986
	4.04, 1997
	4.00, 1979
Game	9.00, vs. Detroit, 12/23/95 (16-144)
	6.94, vs. Dallas, 12/3/00 (36-250)
	6.44, vs. New Orleans, 10/14/79 (25-161)

PASSING

MOST PASSES ATTEMPTED

Season	592, 2001
	570, 1989
	563, 1984
Game	56, vs. Chicago, 11/18/01
	56, at Minnesota, 11/16/80
	56, vs. Cleveland, 9/28/80

MOST PASSES COMPLETED

Season	362, 2001
	334, 1984
	302, 1989
Game	41, vs. Chicago, 11/18/01
	33, vs. Minnesota, 11/8/92
	31, at Houston, 12/10/89

BEST COMPLETION PERCENTAGE

Season	61.1%, 2001
	60.0%, 1999
	59.3%, 1984
Game	86.2%, at Detroit, 10/14/84 (25-29)
	84.6%, vs. Green Bay, 9/13/92 (22-26)
	81.5%, at Green Bay, 9/10/89 (22-27)
	80.0%, at New Orleans, 12/11/77 (8-10)

MOST NET YARDS PASSING

Season	3,545, 1984
	3,429, 1981
Game	486, at Minnesota, 11/16/80
	444, at Indianapolis, 10/16/88
	395, vs. Chicago, 11/18/01
	365, at Miami, 10/20/85
	352, at New Orleans, 12/6/87

BEST AVERAGE PER PASS PLAY

Season	7.00, 1994
	6.97, 1981
Game	14.3, vs. St. Louis, 12/18/77
	11.2, at Detroit, 9/9/90

MOST PASSES INTERCEPTED

Season	35, 1988
	25, 1993
Game	7, vs. San Francisco, 9/7/86

FEWEST PASSES INTERCEPTED

Season	11, 1982 (9 games)
	12, 2001
	12, 1997

FEWEST TIMES BUC PASSER SACKED

Season	11, 1982 (9 games)
	12, 1979

MOST TIMES BUC PASSER SACKED

Season	56, 1985, 1991 and 1995
--------	-------------------------

Game	10, vs. Pittsburgh, 10/21/01
	10, vs. Washington, 10/9/77
	9, at L.A. Rams, 11/5/78

FUMBLES

MOST FUMBLES

Season	39, 1983
Game	8, at N.Y. Jets, 12/12/82

FEWEST FUMBLES

Season	16, 2000
--------	----------

FEWEST FUMBLES LOST

Season	7, 1994
--------	---------

PENALTIES

MOST PENALTIES:

Season	118, 1984
Game	20, vs. Seattle, 10/17/76

FEWEST PENALTIES:

Season	38, 1982 (9 games)
	75, 1999
Game	0, at Detroit, 12/18/83

MOST YARDS PENALIZED

Season	905, 1979
Game	190, vs. Seattle, 10/17/76

FEWEST YARDS PENALIZED

Season	297, 1982 (9 games)
	660, 1997
Game	0, at Detroit, 12/18/83

Team Records/Defense

TOTAL DEFENSE

FEWEST TOTAL YARDS ALLOWED

Season	3,926, 1977 (14 games)
	3,949, 1979
Game	80, vs. Kansas City, 12/16/79
	107, vs. N.Y. Giants, 9/12/99
	127, at Dallas, 9/9/01
	128, at Cincinnati, 9/7/80
	135, vs. N.Y. Giants, 10/4/98
	151, vs. Philadelphia, 9/19/99

FEWEST TOTAL POINTS ALLOWED

Season	223, 1977 (15.9 per game, 14 games)
	235, 1999 (16 games, 14.7 per game)
Game	0, vs. Chicago, 10/00 (41-0)
	0, at Cincinnati, 12/27/98 (35-0)
	0, vs. St. Louis, 11/10/85 (16-0)
	0, vs. Kansas City, 12/16/79 (3-0)
	3, 10 times, most recently at Seattle, 11/28/99

FEWEST FIRST DOWNS ALLOWED

Season	228, 1999
	241, 1977 (14 games)
Game	4, vs. N.Y. Giants, 9/12/99 and
	vs. Kansas City, 12/16/79
	7, vs. Washington, 12/4/94

FEWEST RUSHING FIRST DOWNS ALLOWED

Season	75, 1998, 1999
Game	0, at Detroit, 9/17/00
	0, vs. Washington, 12/4/94

RECORDS

FEWEST PASSING FIRST DOWNS ALLOWED

Season	106, 1977 (14 games) 109, 1978
Game	0, vs. New England, 12/12/76

FEWEST PLAYS ALLOWED

Season	925, 1998 933, 1976 (14 games)
Game	38, vs. Kansas City, 12/16/79 40, vs. Washington, 12/4/94

LOWEST OPPONENT THIRD DOWN PERCENTAGE

Season	31.7%, 1998
Game	0.0%, at Chicago, 1/2/00 (0-12)

MOST TURNOVERS FORCED

Season	46, 1981 (32 int, 14 fum) 43, 1978 (29 int, 14 fum)
Game	8, vs. Minnesota, 12/16/90 (5 int, 3 fum)

RUSHING DEFENSE

FEWEST YARDS ALLOWED

Season	1,408, 1999 1,551, 1988
Game	10, vs. Washington, 12/4/94 12, vs. Green Bay, 12/26/99 17, at Detroit, 9/17/00 17, at L.A. Raiders, 12/19/93

FEWEST RUSHES ALLOWED

Season	361, 1999
Game	10, at Detroit, 9/17/00 12, at Detroit, 9/7/97 12, vs. Green Bay, 12/26/99

LOWEST AVERAGE PER RUSH

Season	3.24, 1988 3.44, 1978
Game	0.74, at L.A. Raiders, 12/19/93 0.83, vs. Washington, 12/4/94

PASSING DEFENSE

FEWEST NET YARDS ALLOWED

Season	1,895, 1977 (14 games) 2,076, 1979
Game	16, at Cincinnati, 9/7/80

FEWEST ATTEMPTS ALLOWED

Season	321, 1976 (14 games) 337, 1977 (14 games) 419, 1978
Game	7, at Chicago, 11/26/78

FEWEST COMPLETIONS ALLOWED

Season	180, 1976 (14 games) 190, 1977 (14 games) 241, 1978
Game	4, at Chicago, 11/26/78 4, vs. New England, 12/12/76

LOWEST PCT. OF COMPLETIONS ALLOWED

Season	52.7%, 1999 55.8%, 1990
Game	28.6%, at Cincinnati, 9/7/80 (6-21) 28.6%, vs. New England, 12/12/76 (4-14)

MOST PASSES INTERCEPTED

Season	32, 1981 (648 yards returned) 29, 1978
Game	6, at New Orleans, 12/11/77 5, five times, most recently at Seattle, 11/28/99
Season	55, 2000 44, 1997 43, 1999 42, 2001 42, 1983
Game	10, at Baltimore, 9/9/79 9, at Philadelphia, 9/19/99 8, vs. Green Bay, 12/7/98

MOST YARDS PASSERS SACKED

Season	332, 2000 331, 1997
Game	75, vs. N.Y. Giants, 11/18/79 (5)

PENALTIES

MOST OPPONENT PENALTIES

Season	136, 1984
Game	16, vs. Chicago, 10/21/84

MOST YARDS OPPONENT PENALIZED

Season	1,078, 1984
Game	160, at Denver, 11/7/76

FEWEST PENALTY FIRST DOWNS ALLOWED

Season	9, 1999
--------	---------

FUMBLES

MOST FUMBLES FORCED

Season	45, 1979 43, 1983
Game	8, vs. Green Bay, 12/7/98

MOST FUMBLES RECOVERED

Season	24, 1979 22, 1976
Game	4, at St. Louis, 11/26/01 4, at Pittsburgh, 10/30/83

Team Records/ Special Teams

MOST PUNTS

Season	102, 1978 96, 1983
Game	11, five times, most recently at Green Bay, 12/24/00

FEWEST PUNTS

Season	68, 1988 68, 1984
Game	0, vs. Minnesota, 10/29/00 0, vs. Minnesota, 11/1/98 0, vs. Miami, 9/21/97 0, at Green Bay, 11/22/81

BEST GROSS PUNTING AVERAGE

Season	43.1, 1999
Game	50.4, at Carolina, 10/1/95 (min. 4)

BEST NET PUNTING AVERAGE

Season 37.8, 1996

MOST PUNT RETURNS

Season 70, 1979

Game 8, vs. Detroit, 9/1/79

MOST PUNT RETURN YARDAGE

Season 645, 1997

Game 116, at Detroit, 11/11/01

116, vs. Chicago, 12/21/97

109, at Minnesota, 12/15/96

BEST PUNT RETURN AVERAGE

Season 13.6, 1998

MOST KICKOFF RETURNS

Season 80, 1985

Game 9, vs. Minnesota, 10/30/94

9, at N.Y. Jets, 11/17/85

MOST KICKOFF RETURN YARDAGE

Season 1,622, 1985

1,422, 1994

Game 265, vs. Minnesota, 10/30/94

BEST KICKOFF RETURN AVERAGE

Season 23.7, 1998

MOST PUNTS FORCED

Season 104, 1979

97, 1978

Game 10, at Washington, 10/1/00

10, at Detroit, 9/8/96

10, vs. Chicago, 12/2/79

LOWEST GROSS OPPONENT PUNTING AVERAGE

Season 37.6, 1977 (14 games)

Game 25.5, at Pittsburgh, 12/5/76

LOWEST PUNT RETURN AVERAGE ALLOWED

Season 5.3, 1992

LOWEST KICKOFF RETURN AVERAGE ALLOWED

Season 17.6, 1999

FEWEST TOTAL PUNT RETURN YARDS ALLOWED

Season 103, 1994

Opponent Records/ Individual

SCORING

MOST TOUCHDOWNS (also Most Points, 24)

4, Marshall Faulk, St. Louis, 12/18/00

4, Jerry Rice, San Francisco, 11/14/93

4, Sterling Sharpe, Green Bay, 10/24/93

3, 14 times, most recently by Marty Booker,
Chicago, 11/18/01

MOST POINTS PLACEKICKING

18, Fuad Reveiz, Minnesota, 10/30/94

(5 FGs, 3 PAT)

MOST FIELD GOALS

5, Fuad Reveiz, Minnesota, 10/30/94

5, Eric Schubert, N.Y. Giants, 11/3/85

LONGEST FIELD GOAL

55, Kevin Bulter, Chicago, 12/12/93

53, four times, most recently by John Kasay,
Carolina, 10/11/98

LONGEST FIELD GOAL ATTEMPTED

63, Ray Wersching, San Francisco, 10/26/80

RUSHING

MOST YARDS RUSHING

237, Barry Sanders, Detroit, 11/13/94

215, Barry Sanders, Detroit, 10/12/97

207, Eric Dickerson, L.A. Rams, 10/5/86

203, Earl Campbell, Houston, 10/19/80

196, Eric Dickerson, Indianapolis, 12/27/87

191, Eric Dickerson, L.A. Rams, 11/25/84

187, Barry Sanders, Detroit, 11/7/93

173, Anthony Thomas, Chicago, 12/16/01

172, Rueben Mayes, New Orleans, 10/19/86

169, Ahman Green, Green Bay, 11/4/01

MOST RUSHING ATTEMPTS

35, Heath Sherman, Philadelphia, 10/6/91

34, John Riggins, Washington, 9/19/82

33, five times, most recently by Raymont
Harris, Chicago, 11/23/97

LONGEST RUN

85, Barry Sanders, Detroit, 10/2/94

82, (TD), Barry Sanders, Detroit, 10/12/97

80, (TD), Barry Sanders, Detroit, 10/12/97

78, (TD), Reggie Brooks, Washington,
12/5/93

75, Napoleon Kaufman, Oakland, 12/19/99

75, (TD), Horace King, Detroit, 11/12/78

71, (TD), Steve McNair, Tennessee, 11/8/98

71, (TD), Herschel Walker, Minnesota, 12/8/91

70, (TD), Fred Taylor, Jacksonville, 11/15/98

69, Barry Sanders, Detroit, 11/13/94

69, (TD), Barry Sanders, Detroit, 9/29/91

PASSING

MOST YARDS PASSING

418, Lynn Dickey, Green Bay, 10/12/80
(OT, 336 in reg.)

390, Brett Favre, Green Bay, 10/10/99

386, Tommy Kramer, Minnesota, 10/7/84

377, Danny White, Dallas, 10/9/83
(OT, 337 in reg.)

374, Wade Wilson, Minnesota, 12/16/90

MOST PASSES ATTEMPTED

62, Steve Dils, Minnesota, 9/5/81

53, Daunte Culpepper, Minnesota, 10/29/00

53, Don Majkowski, Green Bay, 12/3/89

MOST PASSES COMPLETED

37, Steve Dils, Minnesota, 9/5/81

35, Lynn Dickey, Green Bay, 10/12/80

(OT, 25 in reg.)

BEST COMPLETION PERCENTAGE (min. 15 attempts)

84.0%, Randall Cunningham, Minnesota,
11/1/98 (21-25)

82.6%, Joe Montana, San Francisco, 11/18/84
(19-23)

RECORDS

81.8%, Bernie Kosar, Cleveland, 11/5/89
Rick Neuheisel, San Diego, 10/11/87
(both 18-22)

MOST TOUCHDOWN PASSES

5, Wade Wilson, Atlanta, 12/13/92
5, Boomer Esiason, Cincinnati, 10/29/89
5, Ken O'Brien, N.Y. Jets, 11/17/85

LONGEST PASS

91, (TD), Scott Mitchell—Brett Perriman,
Detroit, 12/23/95
83, (TD), Jim Harbaugh—Anthony Morgan,
Chicago, 10/18/92
81, (TD), Heath Shuler—Desmond Howard,
Washington, 12/4/94
80, (TD), Danny White—Ron Springs, Dallas,
10/9/83
79, Scott Mitchell—Herman Moore, Detroit,
10/12/97
79, (TD), Bubby Brister—Louis Lipps,
Pittsburgh, 12/24/89

MOST PASSES INTERCEPTED

5, Don Majkowski, Green Bay, 10/14/90
John Kitna, Seattle, 11/28/99
4, seven times, most recently by Aaron
Brooks, New Orleans, 12/23/01

RECEIVING

MOST PASS RECEPTIONS

13, William Andrews, Atlanta, 12/6/81
12, Ted Brown, Minnesota, 9/5/81

MOST PASS RECEPTIONS - WIDE RECEIVERS

11, Andre Rison, Atlanta, 10/31/93
10, five times, most recently by Herman
Moore, Detroit, 12/23/95

MOST PASS RECEPTIONS - TIGHT ENDS

10, Pete Mitchell, Jacksonville, 11/19/95

MOST YARDS RECEIVING

172, Jerry Rice, San Francisco, 11/14/93
169, Sterling Sharpe, Green Bay, 12/3/89
165, Marty Booker, Chicago, 11/18/01
165, Torry Holt, St. Louis, 12/18/00
162, Hassan Jones, Minnesota, 12/16/90
161, Pete Mitchell, Jacksonville, 11/19/95

MOST YARDS RECEIVING - RUNNING BACK

128, Eddie Lee Ivey, Green Bay, 10/12/80

MOST YARDS RECEIVING - TIGHT END

161, Pete Mitchell, Jacksonville, 11/19/95

MOST TOUCHDOWN RECEPTIONS

4, Jerry Rice, San Francisco, 11/14/93
4, Sterling Sharpe, Green Bay, 10/24/93

DEFENSE

MOST INTERCEPTIONS

2, 46 times, most recently by Dexter
McCleon, St. Louis, 12/18/00

LONGEST INTERCEPTION RETURN

98, (TD), Bennie Blades, Detroit, 9/29/96
92, (TD), Andre Collins, Washington, 12/4/94

LONGEST FUMBLE RETURN

68, George Cumby, Green Bay, 10/11/81

SPECIAL TEAMS

MOST PUNTS

12, Brad Maynard, N.Y. Giants, 9/12/99
10, Tommy Barnhardt, Washington, 10/1/00
10, Mark Royals, Detroit, 9/8/96
10, Bob Parsons, Chicago, 12/2/79

BEST PUNTING AVERAGE

56.0, Reggie Roby, Washington, 12/4/94
54.0, Maury Buford, Chicago, 10/6/85

LONGEST PUNT

71, Craig Henrich, Tennessee, 11/8/98
69, Maury Buford, Chicago, 10/6/85

MOST PUNT RETURNS

11, Eddie Brown, Washington, 10/9/77
(NFL Record)

MOST YARDS, PUNT RETURNS

145, Vai Sihakema, St. Louis, 12/21/86
130, Mel Gray, New Orleans, 12/6/87
129, Phillip Epps, Green Bay, 10/2/83

LONGEST PUNT RETURN

93, (TD), Glyn Milburn, Chicago, 9/20/98
90, (TD), Phillip Epps, Green Bay, 10/2/83
88, (TD), Jeff Fisher, Chicago, 9/20/81
80, Mel Gray, New Orleans, 12/6/87
71, (TD), Vai Sihakema, St. Louis, 12/21/86

MOST KICKOFF RETURNS

6, eight times, most recently by Michael
Lewis, New Orleans, 12/23/01

MOST YARDS, KICKOFF RETURNS

176, Eddie Payton, Minnesota, 11/16/80

LONGEST KICKOFF RETURN

105, (TD), Terry Fair, Detroit, 9/28/98
101, (TD), Leon Johnson, N.Y. Jets, 12/14/97
91, (TD), Ray Williams, Detroit, 12/14/80

Opponent Records/Team SCORING

MOST POINTS, GAME

62, at N.Y. Jets, 11/17/85

MOST POINTS, HOME GAME

49, vs. Minnesota, 10/23/88

MOST POINTS, HALF

49, at Green Bay, 10/2/83 (1st)
42, vs. New Orleans, 10/14/79 (2nd)

MOST POINTS, QUARTER

35, at Green Bay, 10/2/83 (2nd)
33, at Atlanta, 11/17/91 (2nd)

OTHER QUARTER HIGHS

1st 21, vs. Philadelphia, 9/4/88
3rd 21, six times, most recently at Oakland,
12/19/99
4th 28, at St. Louis, 11/8/87

LARGEST MARGIN OF VICTORY

45, at Oakland, 12/19/99

TOUCHDOWNS

MOST TOUCHDOWNS, GAME

8, at Cincinnati, 10/29/89
8, at N.Y. Jets, 11/17/85

MOST TOUCHDOWNS, RUSHING

5, at San Francisco, 12/4/83
5, vs. New Orleans, 10/14/79

MOST TOUCHDOWNS, PASSING

6, at Cincinnati, 10/29/89

MOST TOUCHDOWNS, RETURNS

3, at N.Y. Jets, 12/14/97
3, at Green Bay, 10/2/83
3, at Denver, 11/7/76

TOTAL OFFENSE

MOST YARDS, GAME

581, at N.Y. Jets, 11/17/85
569, vs. Green Bay, 10/12/80 (OT, 476 in reg.)
543, vs. Minnesota, 10/7/84
519, at Green Bay, 10/2/83

MOST PLAYS

99, vs. Green Bay, 10/12/80 (OT, 82 in reg.)
92, at Dallas, 1/9/83 (Playoff)
92, vs. Minnesota, 9/5/81

BEST GAIN PER PLAY

7.84, vs. Detroit, 10/12/97

MOST FIRST DOWNS

35, at N.Y. Jets, 11/17/85

MOST FIRST DOWNS, RUSHING

18, at San Francisco, 12/4/83

MOST FIRST DOWNS, PASSING

21, vs. Minnesota, 9/5/81
21, vs. Green Bay, 10/12/80 (OT, 17 in reg.)

RUSHING

MOST RUSHING ATTEMPTS

60, at Chicago, 11/26/78

MOST YARDS RUSHING

299, vs. L.A. Rams, 11/25/84
296, vs. Minnesota, 12/8/91
273, vs. Chicago, 11/20/83
265, at New Orleans, 10/19/86

BEST AVERAGE PER RUSH

8.2, vs. Detroit 10/2/94

PASSING

MOST PASSES ATTEMPTED

63, vs. Minnesota, 9/5/81
53, vs. Minnesota, 10/29/00
53, vs. Green Bay, 12/3/89

MOST PASSES COMPLETED

37, vs. Minnesota, 9/5/81
35, vs. Green Bay, 10/12/80 (OT, 25 in reg.)

MOST YARDS PASSING

415, vs. Green Bay, 10/12/80 (OT, 333 in reg.)
379, at N.Y. Jets, 11/17/85
377, vs. Minnesota, 12/16/90
374, vs. Minnesota, 10/7/84
355, at Green Bay, 10/2/83
354, at Green Bay, 10/10/99

BEST COMPLETION PERCENTAGE

84.0%, vs. Minnesota, 11/1/98 (21-25)

SPECIAL TEAMS

MOST PUNTS

12, vs. N.Y. Giants, 9/12/99
10, at Washington, 10/1/00
10, at Detroit, 9/8/96
10, vs. Chicago, 12/2/79

FEWEST PUNTS

1, six times, most recently at Minnesota, 9/30/01

BEST GROSS PUNTING AVG. (min. 4)

56.0, vs. Washington, 12/4/94

MOST PUNT RETURNS

11, vs. Washington, 10/9/77

MOST YARDS PUNTS RETURNED

145, at St. Louis, 12/21/86

MOST KICKOFF RETURNS

9, vs. New Orleans, 12/23/01

MOST YARDS KICKOFFS RETURNED

179, vs. New Orleans, 12/23/01
179, vs. N.Y. Giants, 11/18/79

PENALTIES

MOST PENALTIES

16, vs. Chicago, 10/21/84

MOST YARDS PENALIZED

160, at Denver, 11/7/76

FEWEST YARDS PENALIZED

0, at Green Bay, 11/25/90

Two-Team Records

MOST POINTS

90, N.Y. Jets 62, Tampa Bay 28, 11/17/85
79, Cincinnati 56, Tampa Bay 23, 10/29/89
79, Miami 41, Tampa Bay 38, 10/20/85

FEWEST POINTS

3, Tampa Bay 3, Kansas City 0, 12/16/79
9, L.A. Rams 9, Tampa Bay 0, 1/6/80
(NFC Championship)
9, San Francisco 6, Tampa Bay 3, 12/10/78
9, Tampa Bay 6, Chicago 3, 10/24/99

MOST YARDS GAINED

1,023, Tampa Bay 573, Minnesota 450,
11/16/80
957, Cincinnati 482, Tampa Bay 475,
10/29/89

RECORDS

MOST RUSHING YARDS

- 425, L.A. Rams 251, Tampa Bay 174, 10/5/86 (OT, 386 in reg.)
- 424, Atlanta 249, Tampa Bay 175, 9/28/86 (OT, 357 in reg.)
- 414, Indianapolis 257, Tampa Bay 157, 12/15/85

MOST YARDS PASSING

- 812, Tampa Bay 486, Minnesota 326, 11/16/80
- 684, Tampa Bay 444, Indianapolis 240, 10/16/88

MOST PASSES ATTEMPTED

- 100, Tampa Bay 54, Kansas City 46, 10/28/84
- 96, Tampa Bay 57, Chicago 39, 11/18/01
- 96, Tampa Bay 56, Minnesota 40, 11/16/80

MOST PASSES COMPLETED

- 57, Minnesota 33, Tampa Bay 24, 10/15/95

MOST INTERCEPTIONS THROWN

- 8, Tampa Bay 7, San Francisco 1, 9/7/86

MOST TOUCHDOWN PASSES

- 9, Cincinnati 6, Tampa Bay 3, 10/29/89

MOST FIRST DOWNS

- 54, Miami 30, Tampa Bay 24, 10/20/85

Half-Game Records

BUCS' OFFENSE

MOST YARDS, TOTAL OFFENSE

- 374, at Minnesota, 11/16/80 (2nd)
- 346, at Indianapolis, 10/16/88 (2nd), (312 at Dallas, 9/21/80 is most in 1st)

MOST YARDS, NET RUSHING

- 192, vs. Chicago, 9/20/98 (2nd)
- 173, at Minnesota, 11/6/83 (2nd)

MOST YARDS, NET PASSING

- 325, at Minnesota, 11/16/80 (2nd)
- 324, at Indianapolis, 10/16/88 (2nd), (226, vs. Atlanta, 9/13/87 is most in 1st)

MOST POINTS, HALF

- 31, vs. Minnesota, 10/29/00 (1st)
- 31, vs. Chicago, 12/22/96 (1st)
- 30, vs. New Orleans, 12/23/01 (1st)
- 28, vs. Minnesota, 10/28/01 (1st)
- 28, at Cincinnati, 12/27/98 (1st)
- 28, vs. Chicago, 10/8/89 (1st)
- 28, at Chicago, 9/8/85 (1st)
- 27, vs. L.A. Rams, 12/6/92 (1st)
- 27, vs. Atlanta, 9/13/87 (1st)
- 27, vs. Green Bay, 11/22/81 (1st)

MOST POINTS, QUARTER

- 24, vs. Chicago, 12/22/96 (2nd)
- 24, vs. Green Bay, 11/22/81 (2nd)
- 21, eight times, most recently vs. Minnesota, 10/28/01 (2nd) (21, three times is most in 4th) (21 vs. Detroit, 10/3/93 is most in 3rd) (20, vs. Chicago, 10/25/87 is most in 1st)
- 20, vs. Chicago, 9/10/00 (2nd)

INDIVIDUAL RECORDS

MOST YARDS RUSHING

- 179, James Wilder, at Minnesota, 11/6/83 (2nd)
- 113, Warrick Dunn, vs. Dallas, 12/3/00 (1st)
- 112, James Wilder, vs. Green Bay, 9/30/84 (1st)

MOST YARDS PASSING

- 340, Vinny Testaverde, at Indianapolis, 10/16/88 (2nd) (226, Steve DeBerg, vs. Atlanta, 9/13/87 is most in 1st)

BUCS' DEFENSE

FEWEST YARDS TOTAL OFFENSE ALLOWED

- 16, vs. New England, 11/16/97
- 23, vs. New York Giants, 9/2/78 (1st)
- 24, vs. Kansas City, 12/16/79 (2nd)

FEWEST YARDS RUSHING ALLOWED

- 2, vs. New England, 11/16/97
- 1, vs. Green Bay, 12/26/99 (2nd)
- 2, vs. Indianapolis, 12/22/91 (2nd)
- 3, vs. Washington, 12/4/94 (1st)
- 3, vs. Green Bay, 10/14/90 (2nd)
- 6, at L.A. Raiders, 12/19/93 (2nd)
- 7, vs. Washington, 12/4/94 (2nd)
- 7, vs. Minnesota, 10/18/87 (1st)

FEWEST NET YARDS PASSING ALLOWED

- 5, vs. Kansas City, 11/14/99 (1st)

OPPONENTS' INDIVIDUAL RECORDS

MOST YARDS RUSHING

- 200, Barry Sanders, Detroit, 11/13/94 (2nd)

MOST YARDS PASSING

- 294, Wade Wilson, Minnesota 12/16/90 (2nd)
- 267, Lynn Dickey, Green Bay, 10/2/83 (1st)

ROOKIE RECORDS

SCORING

MOST POINTS

- Season 106, Martin Gramatica, 1999

MOST TOUCHDOWNS

- Season 8, Lars Tate, 1988

RUSHING

MOST YARDS RUSHING

- Season 1,011, Errict Rhett, 1994
- Game 192, Errict Rhett, vs. Washington, 12/4/94

RECEIVING

MOST YARDS RECEIVING

- Season 818, Lawrence Dawsey, 1991
- Game 212, Mark Carrier, at New Orleans, 12/6/87

MOST RECEPTIONS

- Season 65, Mike Alstott, 1996
- Game 9, James Wilder, vs. St. Louis, 9/27/81

MOST TOUCHDOWNS RECEIVING

- Season 5, Kevin House, 1980

PASSING

MOST YARDS PASSING

Season 1,170, Doug Williams, 1978
 Game 369, Vinny Testaverde, at New Orleans,
 12/6/87

MOST TOUCHDOWN PASSES

Season 7, Doug Williams, 1978
 7, Shaun King, 1999

DEFENSIVE

MOST INTERCEPTIONS

Season 5, Donnie Abraham, 1996
 5, David Greenwood, 1985

MOST TACKLES

Season 151, Hugh Green, 1981

MOST SACKS

Season 10, Santana Dotson, 1992

Miscellaneous Records

LONGEST GAME

4:02 Green Bay, 9/30/84 W 30-27 (OT)
 4:02 at Detroit, 11/20/77 L 7-16
 4:01 at Minnesota, 10/28/79 W 12-10

SHORTEST GAME

2:25 at Cincinnati, 10/10/76 L 0-21

2:30 Kansas City, 12/16/79 W 3-00
 2:33 at Chicago, 11/26/78 L 3-14

LONGEST TOUCHDOWN DRIVES

Yards 97, at Tennessee, 10/14/01 (13 plays, 5:33,
 Johnson-Dunn 26 pass)
 94, vs. Atlanta 12/9/84 (16 plays, 7:50,
 DeBerg 2 run)
 Plays 19, at New Orleans 9/9/84 (80 yards,
 10:26, Thompson-Armstrong 2 pass)
 Time 10:59, vs. New Orleans 9/18/94 (80 yards, 15
 plays, Erickson-J. Harris 10 pass)

LONGEST FIELD GOAL DRIVES

Yards 86, vs. Green Bay 9/13/92 (11 plays, 5:24);
 at Minnesota 11/27/94 (14 plays, 7:58)
 Plays 21, at Chicago 9/4/94 (67 yards, 10:05)
 Time 10:33, vs. San Diego 1/2/94 (19 plays, 84 yards)

BEST CAREER PUNTING AVERAGE (min. 100 atts.)

42.6, Tommy Barnhardt (180-7,659), 1996-98

BEST CAREER FIELD GOAL PERCENTAGE (min. 50 atts.)

83.3%, Martin Gramatica (55-66), 1999-2000

MOST KICKOFF COVERAGE TACKLES

80, Jim Obradovich, 1978-83



RECORDS

Career Top Tens

RUSHING

PLAYER	YEARS	NO.	YDS.	AVG.	LG	TD
1. James Wilder	1981-89	1,575	5,957	3.8	75t	37
2. Warrick Dunn	1997-01	1,070	4,200	3.9	76	17
3. Mike Alstott	1996-01	1,025	3,982	3.9	47	40
4. Reggie Cobb	1990-93	878	3,061	3.5	59t	21
5. Ricky Bell	1977-81	820	3,057	3.7	56	16
6. Errict Rhett	1994-97	823	2,853	3.5	35	24
7. Jerry Eckwood	1979-81	515	1,845	3.6	61t	6
8. Gary Anderson	1990-93	321	1,159	3.6	64t	5
9. Lars Tate	1988-89	289	1,056	3.7	48	15
10. Louis Carter	1976-78	311	913	2.9	26	4

PASSING

PLAYER	YEARS	ATT.	COMP.	YDS.	PCT.	TD	INT
1. Vinny Testaverde	1987-92	2,160	1,126	14,820	.521	77	112
2. Trent Dilfer	1994-99	2,038	1,117	12,969	.548	70	80
3. Doug Williams	1978-82	1,890	895	12,648	.474	73	73
4. Steve DeBerg	1984-87, 1992-93	1,414	813	9,439	.575	61	62
5. Craig Erickson	1992-94	882	473	6,094	.536	34	31
6. Shaun King	1999-01	605	343	3,854	.567	25	18
7. Brad Johnson	2001	559	340	3,406	.608	13	11
8. Jack Thompson	1983-84	475	274	3,243	.577	20	26
9. Steve Young	1985-86	501	267	3,217	.533	11	21
10. Steve Spurrier	1976	311	156	1,628	.502	7	12

RECEIVING

PLAYER	YEARS	NO.	YDS.	AVG.	LG	TD
1. James Wilder	1981-89	430	3,492	8.1	50	9
2. Mark Carrier	1987-92	321	5,018	15.6	78t	27
3. Kevin House	1980-86	286	4,928	17.2	84t	31
4. Jimmie Giles	1978-86	279	4,300	15.4	81t	34
5. Warrick Dunn	1997-01	259	2,374	9.2	68	9
6. Gerald Carter	1981-87	239	3,443	14.4	74t	17
7. Ron Hall	1987-93	209	2,422	11.6	54t	10
8. Lawrence Dawsey	1991-95	206	2,842	13.8	65t	5
Courtney Hawkins	1992-96	206	2,744	13.3	67	13
10. Bruce Hill	1987-91	190	2,942	15.5	53	23

SCORING

PLAYER	YEARS	TD	TDR	TDP	TDRT	FG	PAT	2-PT	TP
1. Michael Husted	1993-98	0	0	0	0	117	151	0	502
2. Donald Igwebuike	1985-89	0	0	0	0	94	134	0	416
3. Martin Gramatica	1999-01	0	0	0	0	78	95	0	329
4. Mike Alstott	1996-01	50	40	10	0	0	0	0	304
5. James Wilder	1981-89	46	37	9	0	0	0	0	276
6. Jimmie Giles	1978-86	34	0	34	0	0	0	0	204
7. Bill Capece	1981-83	0	0	0	0	43	67	0	196
8. Kevin House	1980-86	31	0	31	0	0	0	0	186
9. Steve Christie	1990-91	0	0	0	0	38	49	0	163
10. Mark Carrier	1987-92	27	0	27	0	0	0	0	162

KICKOFF RETURNS (YARDS)

PLAYER	YEARS	NO.	YDS.	AVG.	LG	TD
1. Reidel Anthony	1997-01	95	2,232	23.5	60	0
2. Michael Morton	1982-84	89	1,885	21.2	50	0
3. Phil Freeman	1985-87	79	1,667	21.1	58	0
4. Gary Anderson	1990-93	81	1,511	18.7	39	0
5. Donnie Elder	1988-89	74	1,457	19.7	51	0
6. George Ragsdale	1977-79	61	1,298	21.3	46	0
7. Karl Williams	1996-01	51	1,163	22.8	63	0
8. Bobby Joe Edmonds	1995	58	1,147	19.8	44	0
9. James Owens	1981-84	55	1,073	19.5	34	0
10. Gary Davis	1980-81	49	1,032	21.1	54	0

PUNT RETURNS (YARDS)

PLAYER	YEARS	NO.	YDS.	AVG.	LG	TD
1. Karl Williams	1996-01	155	1,759	11.3	88	4
2. Danny Reece	1976-80	222	1,556	7.0	50	0
3. Willie Drewrey	1989-92	88	826	9.4	55	0
4. Jacques Green	1998-01	55	658	12.0	95	1
5. Bobby Futrell	1986-90	77	639	8.3	40	0
6. Leon Bright	1984-85	35	297	8.5	29	0
7. Bobby Joe Edmonds	1995	29	293	10.1	45	0
8. Theo Bell	1981-85	49	250	5.1	14	0
9. Courtney Hawkins	1992-96	34	246	7.2	35	0
10. John Holt	1981-85	37	243	6.6	22	0

INTERCEPTIONS

PLAYER	YEARS	NO.	YDS.	AVG.	LG	TD
1. Donnie Abraham	1996-01	31	341	11.0	55t	2
2. Cedric Brown	1976-84	29	593	20.4	81t	2
3. Mike Washington	1976-84	28	418	14.9	49t	3
4. John Lynch	1993-01	18	182	10.1	36	0
5. Harry Hamilton	1988-91	17	232	13.7	58	0
Mark Cotney	1976-80, 82-84	17	205	12.1	29	0
Ricky Reynolds	1987-93	17	174	10.2	68t	1
8. Ronde Barber	1997-01	16	259	16.2	56	2
9. Derrick Brooks	1995-01	12	204	17.0	53	1
Jeris White	1977-79	12	156	13.0	39	0
Mark Robinson	1988-90	12	153	12.8	28	0

More Career Top Tens

GAMES PLAYED

PLAYER	NO.
1. Paul Gruber, 1988-99	183
2. Tony Mayberry, 1990-99	160
3. Dave Moore, 1992-01	146
4. John Lynch , 1993-01	135
5. Richard Wood, 1976-84	132
6. Steve Wilson, 1976-85	126
7. Lee Roy Selmon, 1976-84	121
Jimmie Giles, 1978-86	121
John Cannon, 1982-90	121
10. Randy Grimes, 1983-92	119

GAMES STARTED

PLAYER	NO.
1. Paul Gruber, 1988-99	183
2. Tony Mayberry, 1990-99	145
3. Lee Roy Selmon, 1976-84	117
4. Jimmie Giles, 1978-86	112
5. Derrick Brooks , 1995-01	109
6. Chidi Ahanotu, 1993-00	104
Hardy Nickerson, 1993-99	104
Steve Wilson, 1976-85	104
Randy Grimes, 1983-92	104
10. David Logan, 1979-86	103
Ricky Reynolds, 1987-93	103

RECORDS

TOTAL TOUCHDOWNS

PLAYER	NO.
1. Mike Alstott, 1996-01	50
2. James Wilder, 1981-89	46
3. Jimmie Giles, 1978-86	34
4. Kevin House, 1980-86	31
5. Mark Carrier, 1987-92	27
6. Warrick Dunn, 1997-01	26
7. Errict Rhett, 1994-97	25
8. Dave Moore, 1992-01	24
9. Bruce Hill, 1987-91	23
10. Reggie Cobb, 1990-93	22

FIELD GOALS

PLAYER	NO.
1. Michael Husted, 1993-98	117
2. Donald Igbewuikwe, 1985-89	94
3. Martin Gramatica, 1999-01	78
4. Bill Capece, 1981-83	43
5. Steve Christie, 1990-91	38
6. Neil O' Donoghue, 1978-79	24
7. Obed Ariri, 1984	19
8. Garo Yepremian, 1980-81	18
9. Dave Green, 1976-78	13
10. Ken Willis, 1992	8

RUSHING ATTEMPTS

PLAYER	NO.
1. James Wilder, 1981-89	1,575
2. Warrick Dunn, 1997-01	1,070
3. Mike Alstott, 1996-01	1,025
4. Reggie Cobb, 1990-93	878
5. Errict Rhett, 1994-97	823
6. Ricky Bell, 1977-81	820
7. Jerry Eckwood, 1979-81	515
8. Gary Anderson, 1990-93	321
9. Louis Carter, 1976-78	311
10. Lars Tate, 1988-89	289

RUSHING TOUCHDOWNS

PLAYER	NO.
1. Mike Alstott, 1996-01	40
2. James Wilder, 1981-89	37
3. Errict Rhett, 1994-97	24
4. Reggie Cobb, 1990-93	21
5. Warrick Dunn, 1997-01	17
6. Ricky Bell, 1977-81	16
7. Lars Tate, 1988-89	15
8. Doug Williams, 1978-82	13
9. James Owens, 1981-84	8
10. Johnny Davis, 1978-80	6
Jerry Eckwood, 1979-81	6
Steve Young, 1985-86	6

PASSING ATTEMPTS

PLAYER	NO.
1. Vinny Testaverde, 1987-92	2,160
2. Trent Dilfer, 1994-99	2,038
3. Doug Williams, 1978-82	1,890
4. Steve DeBerg, 1984-87, 1992-93	1,414
5. Craig Erickson, 1992-94	882
6. Shaun King, 1999-01	605
7. Brad Johnson, 2001	559
8. Steve Young, 1985-86	501
9. Jack Thompson, 1983-84	475
10. Steve Spurrier, 1976	311

PASS COMPLETIONS

PLAYER	NO.
1. Vinny Testaverde, 1987-92	1,126
2. Trent Dilfer, 1994-99	1,117
3. Doug Williams, 1978-82	895
4. Steve DeBerg, 1984-87, 92-93	813
5. Craig Erickson, 1992-94	473
6. Shaun King, 1999-01	343
7. Brad Johnson, 2001	340
8. Jack Thompson, 1983-84	274
9. Steve Young, 1985-86	267
10. Steve Spurrier, 1976	156

TOUCHDOWN PASSES

PLAYER	NO.
1. Vinny Testaverde, 1987-92	77
2. Doug Williams, 1978-82	73
3. Trent Dilfer, 1994-99	70
4. Steve DeBerg, 1984-87, 1992-93	61
5. Craig Erickson, 1992-94	34
6. Shaun King, 1999-01	25
7. Jack Thompson, 1983-84	20
8. Brad Johnson, 2001	13
9. Steve Young, 1985-86	11
10. Steve Spurrier, 1976	7

QUARTERBACK RATING

(Minimum 250 attempts)

PLAYER	NO.
1. Brad Johnson, 2001	77.7
2. Shaun King, 1999-01	77.2
3. Steve DeBerg, 1984-87, 1992-93	73.9
4. Craig Erickson, 1992-94	73.8
5. Jack Thompson, 1983-84	69.8
6. Trent Dilfer, 1994-99	69.4
7. Doug Williams, 1978-82	66.2
8. Vinny Testaverde, 1987-92	64.4
9. Steve Young, 1985-86	63.1
10. Steve Spurrier, 1976	57.1

RECEIVING YARDS

PLAYER	NO.
1. Mark Carrier, 1987-92	5,018
2. Kevin House, 1980-86	4,928
3. Jimmie Giles, 1978-86	4,300
4. James Wilder, 1981-89	3,492
5. Gerald Carter, 1981-87	3,443
6. Bruce Hill, 1987-91	2,942
7. Lawrence Dawsey, 1991-95	2,842
8. Courtney Hawkins, 1992-96	2,744
9. Ron Hall, 1987-93	2,422
10. Warrick Dunn, 1997-01	2,374

RECEIVING TOUCHDOWNS

PLAYER	NO.
1. Jimmie Giles, 1978-86	34
2. Kevin House, 1980-86	31
3. Mark Carrier, 1987-92	27
4. Dave Moore, 1992-01	24
5. Bruce Hill, 1987-91	23
6. Gerald Carter, 1981-87	17
7. Reidel Anthony, 1997-01	16
8. Morris Owens, 1976-79	14
9. Courtney Hawkins, 1992-96	13
10. Calvin Magee, 1985-88	11

PUNTS

PLAYER	NO.
1. Mark Royals, 1990-91, 1999-01	414
2. Frank Garcia, 1983-87	379
3. Dave Green, 1976-78	290
4. Dan Stryzinski, 1992-94	239
5. Tom Blanchard, 1979-81	203
6. Tommy Barnhardt, 1996-98	180
7. Larry Swider, 1981-82	97
8. Chris Mohr, 1989	84
9. Reggie Roby, 1995	77
10. Ray Criswell, 1988	68

PUNTING YARDS

PLAYER	NO.
1. Mark Royals, 1990-91, 1999-01	17,106
2. Frank Garcia, 1983-87	15,588
3. Dave Green, 1976-78	11,659
4. Dan Stryzinski, 1992-94	9,587
5. Tom Blanchard, 1979-81	8,300
6. Tommy Barnhardt, 1996-98	7,659
7. Larry Swider, 1981-82	4,096
8. Chris Mohr, 1989	3,311
9. Reggie Roby, 1995	3,296
10. Ray Criswell, 1988	2,477

TACKLES

PLAYER	NO.
1. Derrick Brooks, 1995-01	1,107
2. Hardy Nickerson, 1993-99	1,028
3. Richard Wood, 1976-84	855
4. John Lynch, 1993-01	782
5. Lee Roy Selmon, 1976-84	742
6. Jeff Davis, 1982-87	662
7. Cecil Johnson, 1977-85	645
8. David Logan, 1979-86	624
9. Scot Brantley, 1980-87	622
10. Mark Cotney, 1976-80, 1982-84	590

QUARTERBACK SACKS

PLAYER	NO.
1. Lee Roy Selmon, 1976-84	78.5
2. Warren Sapp, 1995-01	64.5
3. David Logan, 1979-86	39.0
4. Brad Culpepper, 1994-99	33.0
5. Chidi Ahanotu, 1993-00	31.0
6. Broderick Thomas, 1989-93	26.5
7. Marcus Jones, 1996-01	24.0
8. Santana Dotson, 1992-94	23.0
9. John Cannon, 1982-90	22.0
10. Ron Holmes, 1985-88	19.0

Season Top Tens

RUSHING

PLAYER	YEAR	ATT.	YDS.	AVG.	LG	TD
1. James Wilder	1984	407	1,544	3.8	37t	13
2. James Wilder	1985	365	1,300	3.6	28t	10
3. Ricky Bell	1979	283	1,263	4.5	49t	7
4. Errict Rhett	1995	332	1,207	3.6	21t	11
5. Reggie Cobb	1992	310	1,171	3.8	25t	9
6. Warrick Dunn	2000	248	1,133	4.6	70t	8
7. Warrick Dunn	1998	245	1,026	4.2	50	2
8. Errict Rhett	1994	284	1,011	3.6	27t	7
9. Warrick Dunn	1997	224	978	4.4	76t	4
10. Mike Alostott	1999	242	949	3.9	30	7

PASSING

PLAYER	YEAR	YDS.	ATT.	COMP.	TD	INT
1. Doug Williams	1981	3,563	471	238	19	14
2. Steve DeBerg	1984	3,554	509	308	19	18
3. Brad Johnson	2001	3,406	559	340	13	11
4. Doug Williams	1980	3,396	521	254	20	16
5. Vinny Testaverde	1988	3,240	466	222	13	35
6. Vinny Testaverde	1989	3,133	480	258	20	22
7. Craig Erickson	1993	3,054	457	233	18	21
8. Craig Erickson	1994	2,919	399	225	16	10
9. Jack Thompson	1983	2,906	423	249	18	21
10. Trent Dilfer	1996	2,859	482	267	12	19

RECORDS

RECEPTIONS

PLAYER	YEAR	NO.
1. Keyshawn Johnson	2001	106
2. Mark Carrier	1989	86
3. James Wilder	1984	85
4. Kevin House	1984	76
5. Keyshawn Johnson	2000	71
6. Warrick Dunn	2001	68
7. Mike Alstott	1996	65
8. Warrick Dunn	2001	68
9. Courtney Hawkins	1993	62
Jackie Harris	1995	62

RECEIVING YARDS

PLAYER	YEAR	YDS.
1. Mark Carrier	1989	1,422
2. Keyshawn Johnson	2001	1,266
3. Kevin House	1981	1,176
4. Bruce Hill	1988	1,040
5. Kevin House	1984	1,005
6. Mark Carrier	1988	970
7. Courtney Hawkins	1993	933
8. Keyshawn Johnson	2000	874
9. Lawrence Dawsey	1991	818
10. Gerald Carter	1984	816

SCORING

PLAYER	YEAR	TD	PAT	FGM	2-PT.	TP
1. Martin Gramatica	2000	0	42	28	0	126
2. Martin Gramatica	1999	0	25	27	0	106
3. Donald Igwebuike	1989	0	33	22	0	99
4. Martin Gramatica	2001	0	28	23	0	97
5. Donald Igwebuike	1985	0	30	22	0	96
Steve Christie	1990	0	27	23	0	96
7. Obed Ariri	1984	0	38	19	0	95
8. Michael Husted	1996	0	18	25	0	93
9. Michael Husted	1998	0	29	21	0	92
10. Michael Husted	1994	0	20	23	0	89

KICKOFF RETURN AVERAGE (MIN. 10)

PLAYER	YEAR	NO.	YDS.	AVG.	LG	TD
1. Karl Williams	1996	14	383	27.4	63	0
2. Charles Wilson	1994	10	251	25.1	41	0
3. John Holt	1981	11	274	24.9	43	0
4. Reidel Anthony	1998	46	1,118	24.3	60	0
5. Karl Williams	2000	19	453	23.8	41	0
6. Reidel Anthony	1997	25	592	23.7	51	0
7. Isaac Hagins	1977	21	493	23.5	41	0
8. George Ragsdale	1978	24	555	23.1	46	0
9. Michael Morton	1983	30	689	23.0	50	0
10. Aaron Stecker	2000	29	663	22.9	48	0

PUNT RETURN AVERAGE (MIN. 10)

PLAYER	YEAR	NO.	YDS.	AVG.	LG	TD
1. Karl Williams	1996	13	274	21.1	88t	1
2. Jacques Green	1998	30	453	15.1	95t	1
3. Karl Williams	1997	46	597	13.0	63	1
4. Courtney Hawkins	1993	15	166	11.1	35	0
5. Willie Drewrey	1989	20	220	11.0	55	0
6. Bobby Futrell	1988	27	283	10.5	40	0
7. Karl Williams	2001	35	366	10.5	84t	1
8. Vernon Turner	1994	21	218	10.4	80t	1
9. Leon Bright	1985	12	124	10.3	29	0
10. Bobby Joe Edmonds	1995	29	293	10.1	45	0

INTERCEPTIONS

PLAYER	YEAR	NO.
1. Ronde Barber	2001	10
2. Cedric Brown	1981	9
3. Wayne Haddix	1990	7
Jeremiah Castille	1985	7
Donnie Abraham	1999	7
Donnie Abraham	2000	7
7. Mike Washington	1981	6
Harry Hamilton	1988	6
Cedric Brown	1978	6
Neal Colzie	1981	6
Beasley Reece	1983	6
Harry Hamilton	1989	6
Mark Robinson	1981	6
Damien Robinson	2000	6
Donnie Abraham	2001	6

QB SACKS

PLAYER	YEAR	NO.
1. Warren Sapp	2000	16.5
2. Marcus Jones	2000	13.0
Lee Roy Selmon	1977	13.0
4. Warren Sapp	1999	12.5
5. Lee Roy Selmon	1978	11.0
Lee Roy Selmon	1979	11.0
Lee Roy Selmon	1983	11.0
Broderick Thomas	1991	11.0
Simeon Rice	2001	11.0
10. Warren Sapp	1997	10.5

Buccaneer Playoff Records

— INDIVIDUAL —

SERVICE

MOST GAMES, CAREER

6, several players

SCORING

MOST POINTS, GAME

- 12, Ricky Bell, vs. Philadelphia, 12/29/79
- 9, Martin Gramatica, at Philadelphia, 1/12/02
- 8, Michael Husted, vs. Detroit, 12/28/97

MOST TOUCHDOWNS, GAME

- 2, Ricky Bell, vs. Philadelphia, 12/29/79
- 1, eight times, most recently Mike Alstott and John Davis, vs. Washington, 1/15/00

MOST PATS MADE, GAME

- 3, Neil O'Donoghue, vs. Philadelphia, 12/29/79

MOST PATS ATTEMPTED, GAME

- 3, Neil O'Donoghue, vs. Philadelphia, 12/29/79

MOST FIELD GOALS MADE, GAME

- 3, Martin Gramatica, at Philadelphia, 1/12/02
- 2, Michael Husted, vs. Detroit, 12/28/97
- 2, Martin Gramatica, at St. Louis, 1/23/00

MOST FIELD GOALS ATTEMPTED, GAME

- 3, Martin Gramatica, at Philadelphia, 1/12/02
- 2, Michael Husted, vs. Detroit, 12/28/97
- 2, Martin Gramatica, at St. Louis, 1/23/00

LONGEST FIELD GOAL

- 42, Michael Husted, vs. Detroit, 12/28/97

RUSHING

MOST YARDS GAINED, GAME

- 142, Ricky Bell, vs. Philadelphia, 12/29/79
- 93, James Wilder, at Dallas, 1/9/83
- 72, Warrick Dunn, vs. Detroit, 12/28/97

MOST ATTEMPTS, GAME

- 38, Ricky Bell, vs. Philadelphia, 12/29/79
- 20, Ricky Bell, vs. L.A. Rams, 1/6/80

LONGEST RUN

- 31t, Mike Alstott, vs. Detroit, 12/28/97
- 26, Ricky Bell, vs. Philadelphia, 12/29/79

BEST AVERAGE GAIN, GAME (Min. 10 attempts)

- 6.6, James Wilder, at Dallas, 1/9/83
- 6.2, Mike Alstott, vs. Detroit, 12/28/97

MOST TOUCHDOWNS RUSHING, GAME

- 2, Ricky Bell, vs. Philadelphia, 12/29/79

PASSING

MOST ATTEMPTS, GAME

- 36, Brad Johnson, at Philadelphia, 1/12/02
- 36, Trent Dilfer, at Green Bay, 1/4/98
- 31, Shaun King, at Philadelphia, 12/31/00

MOST COMPLETIONS, GAME

- 22, Brad Johnson, at Philadelphia, 1/12/02
- 17, Shaun King, at Philadelphia, 12/31/00
- 15, Shaun King, vs. Washington, 1/15/00

MOST YARDS GAINED, GAME

- 202, Brad Johnson, at Philadelphia, 1/12/02
- 200, Trent Dilfer, at Green Bay, 1/4/98
- 187, Doug Williams, at Dallas, 1/2/82

MOST TOUCHDOWN PASSES, GAME

- 1, Shaun King, vs. Washington, 1/15/00
- 1, Trent Dilfer, vs. Detroit, 12/28/97
- 1, Doug Williams, at Dallas, 1/9/83
- 1, Doug Williams, vs. Philadelphia, 12/29/79

LONGEST PASS COMPLETION

- 75, Doug Williams (to Jimmie Giles), at Dallas, 1/2/82
- 52, Trent Dilfer (to Reidel Anthony), at Green Bay, 1/4/98

MOST INTERCEPTIONS, GAME

- 4, Brad Johnson, at Philadelphia, 1/12/02
- 4, Doug Williams, at Dallas, 1/2/82
- 3, Doug Williams, at Dallas, 1/9/83

MOST TIMES SACKED, GAME

- 5, Shaun King, at St. Louis, 1/23/00

RECEIVING

MOST RECEPTIONS, GAME

- 8, Warrick Dunn, at Philadelphia, 1/12/02
- 6, Keyshawn Johnson, at Philadelphia, 12/31/00
- 5, Mike Alstott, at Philadelphia, 1/12/02
- 5, Warrick Dunn, at Philadelphia, 12/31/00

MOST RECEIVING YARDS, GAME

- 106, Keyshawn Johnson, at Philadelphia, 12/31/00
- 98, Jimmie Giles, at Dallas, 1/2/82
- 75, Keyshawn Johnson, at Philadelphia, 1/12/02
- 66, Robb Thomas, vs. Detroit, 12/28/97

MOST TOUCHDOWN RECEPTIONS, GAME

- 1, Horace Copeland, vs. Detroit, 12/28/97
- 1, Jimmie Giles, vs. Phil., 12/29/79
- 1, Gordon Jones, at Dallas, 1/9/83
- 1, John Davis, vs. Washington, 1/15/00

TACKLES

MOST TACKLES, GAME

- 18, Derrick Brooks, vs. Washington, 1/15/00

SACKS

MOST SACKS, GAME

- 3, Warren Sapp, at Green Bay, 1/4/98
- 2, Lee Roy Selmon, vs. Philadelphia, 12/29/79
- 2, Steve White, vs. Washington, 1/15/00
- 2, Simeon Rice, at Philadelphia, 1/12/02

INTERCEPTIONS

MOST INTERCEPTIONS, GAME

- 2, Donnie Abraham, at Green Bay, 1/4/98

MOST INTERCEPTION RETURN YARDS, GAME

- 50, Mark Cotney, at Dallas, 1/9/83

LONGEST INTERCEPTION RETURN

- 50, Mark Cotney, at Dallas, 1/9/83

RECORDS

FUMBLE RECOVERIES

MOST OPPONENT FUMBLES RECOVERED, GAME

- 1, Warren Sapp, at Green Bay, 1/4/98; vs. Washington, 1/15/00
- 1, Randy Crowder, vs. Philadelphia, 12/29/79
- 1, Hugh Green, at Dallas, 1/9/83
- 1, Richard Wood, vs. L.A. Rams, 1/6/80

LONGEST FUMBLE RETURN

- 60t, Hugh Green, at Dallas, 1/9/83

PUNTING

MOST PUNTS, GAME

- 10, Mark Royals, vs. Washington, 1/15/00

GROSS YARDS AVERAGE, GAME (MIN. 4)

- 43.5, Larry Swider, at Dallas, 1/9/83
- 42.6, Tom Blanchard, vs. Philadelphia, 12/29/79

NET YARDS AVERAGE, GAME (MIN. 4)

- 39.4, Sean Landeta, vs. Detroit, 12/28/97
- 37.4, Mark Royals, vs. Washington, 1/15/00

LONGEST PUNT

- 56, Mark Royals, at Philadelphia, 12/31/00
- 53, Tom Blanchard, at St. Louis, 1/23/00; L.A. Rams, 1/6/80
- 53, Mark Royals, vs. Washington, 1/15/00
- 52, Tom Blanchard, vs. Phi., 12/29/79
- 52, Larry Swider, at Dallas, 1/2/82

PUNT RETURNS

MOST PUNT RETURNS, GAME

- 4, Karl Williams, at St. Louis, 1/23/00
- 3, Karl Williams, at Philadelphia, 1/12/02
- 3, Danny Reece, vs. Philadelphia, 12/29/79

MOST PUNT RETURN YARDS, GAME

- 45, Karl Williams, at St. Louis, 1/23/00
- 33, Danny Reece, vs. Philadelphia, 12/29/79

BEST PUNT RETURN AVERAGE, GAME (MIN. 3)

- 11.2, Karl Williams, at St. Louis, 1/23/00

LONGEST PUNT RETURN

- 21, Reidel Anthony, at Green Bay, 1/4/98

KICKOFF RETURNS

MOST KICKOFF RETURNS, GAME

- 5, James Owens, at Dallas, 1/9/83
- 4, Aaron Stecker, at Philadelphia, 1/12/02
- 4, Warrick Dunn, vs. Washington, 1/15/00
- 4, Reidel Anthony, at Green Bay, 1/4/98
- 4, Isaac Hagins, vs. L.A. Rams, 1/6/80

MOST KICKOFF RETURN YARDS, GAME

- 110, James Owens, at Dallas, 1/9/83
- 106, Isaac Hagins, vs. L.A. Rams, 1/6/80

BEST KICKOFF RETURN AVERAGE, GAME (Min. 3)

- 30.7, James Owens, at Dallas, 1/2/82
- 26.5, Isaac Hagins, vs. L.A. Rams, 1/6/80

LONGEST KICKOFF RETURN

- 35, Frank Murphy, at Philadelphia, 1/12/02
- 35, James Owens, at Dallas, 1/2/82
- 33, John Holt, at Dallas, 1/2/82

— TEAM —

SCORING

MOST POINTS, GAME

- 24, vs. Philadelphia, 12/29/79
- 20, vs. Detroit, 12/28/97

FEWEST POINTS, GAME

- 0, vs. L.A. Rams, 1/6/80
- 0, at Dallas, 1/2/82

MOST TOUCHDOWNS, GAME

- 3, vs. Philadelphia, 12/29/79

MOST FIELD GOALS, GAME

- 3, at Philadelphia, 1/12/02
- 2, vs. Detroit, 12/28/97
- 2, at St. Louis, 1/23/00

MOST FIELD GOAL ATTEMPTS, GAME

- 3, at Philadelphia, 1/12/02
- 2, vs. Detroit, 12/28/97
- 2, at St. Louis, 1/23/00

FIRST DOWNS

MOST FIRST DOWNS, GAME

- 17, vs. Philadelphia, 12/29/79
- 16, at Philadelphia, 1/12/02
- 15, at Green Bay, 1/4/98
- 15, vs. Detroit, 12/28/97

FEWEST FIRST DOWNS, GAME

- 7, vs. L.A. Rams, 1/6/80

MOST FIRST DOWNS, RUSHING, GAME

- 12, vs. Philadelphia, 12/29/79

FEWEST FIRST DOWNS, RUSHING, GAME

- 2, at Philadelphia, 12/31/00

MOST FIRST DOWNS, PASSING, GAME

- 11, at Philadelphia, 1/12/02
- 9, at Green Bay, 1/4/98
- 9, vs. Detroit, 12/28/97

FEWEST FIRST DOWNS, PASSING, GAME

- 4, vs. Philadelphia, 12/29/79
- 4, vs. L.A. Rams, 1/6/80
- 4, at Dallas, 1/9/83

MOST FIRST DOWNS, PENALTY, GAME

- 2, at Philadelphia, 1/12/02
- 2, at Philadelphia, 12/31/00
- 2, at Green Bay, 1/4/98
- 2, at Dallas, 1/2/82

FEWEST FIRST DOWNS, PENALTY, GAME

- 0, vs. L.A. Rams, 1/6/80

TOTAL NET YARDS

MOST NET YARDS, GAME

- 318, vs. Philadelphia, 12/29/79
- 316, vs. Detroit, 12/28/97

FEWEST NET YARDS, GAME

- 177, vs. L.A. Rams, 1/6/80
- 186, vs. Washington, 1/15/00

RUSHING

MOST RUSHING ATTEMPTS, GAME

55, vs. Philadelphia, 12/29/79
32, vs. Detroit, 12/28/97

FEWEST RUSHING ATTEMPTS, GAME

19, at Philadelphia, 12/31/00
21, at Dallas, 1/9/83

MOST RUSHING YARDS, GAME

186, vs. Philadelphia, 12/29/79
141, vs. Detroit, 12/28/97

FEWEST RUSHING YARDS, GAME

44, vs. Washington 1/15/00
50, at Philadelphia, 12/31/00

MOST RUSHING TOUCHDOWNS, GAME

2, vs. Philadelphia, 12/29/79

FEWEST RUSHING TOUCHDOWNS, GAME

0, six times, last at Philadelphia, 1/12/02

PASSING

MOST ATTEMPTS, GAME

37, at Green Bay, 1/4/98
36, at Philadelphia, 1/12/02
32, vs. Washington, 1/15/00

FEWEST ATTEMPTS, GAME

15, vs. Philadelphia, 12/29/79
26, vs. Detroit, 12/28/97

MOST COMPLETIONS, GAME

22, at Philadelphia, 1/12/02
17, at Philadelphia, 12/31/00
15, vs. Washington, 1/15/00

FEWEST COMPLETIONS, GAME

5, vs. L.A. Rams, 1/6/80
7, vs. Philadelphia, 12/29/79

MOST NET PASSING YARDS, GAME

195, at Philadelphia, 1/12/02
187, at Dallas, 1/2/82
175, vs. Detroit, 12/28/97

FEWEST PASSING YARDS, GAME

96, vs. L.A. Rams, 1/6/80
113, at Dallas, 1/9/83

MOST PASSING TOUCHDOWNS, GAME

1, four times, last vs. Washington, 1/15/00

FEWEST PASSING TOUCHDOWNS, GAME

0, six times, last at Philadelphia, 1/12/02

MOST INTERCEPTIONS THROWN, GAME

4, at Philadelphia, 1/12/02
4, at Dallas, 1/2/82
3, at Dallas, 1/9/83

FEWEST INTERCEPTIONS, GAME

0, at Philadelphia, 12/31/00

SACKS

MOST SACKS, GAME

5, at Dallas, 1/9/83

4, at Green Bay, 1/4/98; vs. Washington, 1/15/00

INTERCEPTIONS

MOST INTERCEPTIONS, GAME

3, at St. Louis, 1/23/00

MOST INTERCEPTION RETURN YARDS, GAME

50, at Dallas, 1/9/83

PUNTING

MOST PUNTS, GAME

10, vs. Washington, 1/15/00
8, vs. L.A. Rams, 1/6/80

GROSS YARDS AVERAGE, GAME (MIN. 4)

43.5, at Dallas, 1/9/83
42.6, vs. Philadelphia, 12/29/79

NET YARDS AVERAGE, GAME (MIN. 4)

39.4, vs. Detroit, 12/28/97
37.4, vs. Washington, 1/15/00

PUNT RETURNS

MOST PUNT RETURNS, GAME

4, at St. Louis, 1/23/00

MOST PUNT RETURN YARDS, GAME

45, at St. Louis, 1/23/00
33, vs. Philadelphia, 12/29/79

BEST PUNT RETURN AVERAGE, GAME (MIN. 3)

11.2, at St. Louis, 1/23/00

KICKOFF RETURNS

MOST KICKOFF RETURNS, GAME

6, at Philadelphia, 1/12/02
5, at Dallas, 1/9/83
5, at Dallas, 1/2/82
5, at Green Bay, 1/4/98

MOST KICKOFF RETURN YARDS, GAME

147, at Dallas, 1/2/82
138, at Philadelphia, 1/12/02
110, at Dallas, 1/9/83

BEST KICKOFF RETURN AVERAGE, GAME (MIN. 3)

29.4, at Dallas, 1/2/82
26.5, vs. L.A. Rams, 1/6/80

PENALTIES

MOST PENALTIES, GAME

10, at Dallas, 1/2/82
9, vs. Philadelphia, 12/29/79

FEWEST PENALTIES, GAME

2, vs. Washington, 1/15/00

MOST PENALTY YARDS, GAME

105, vs. Philadelphia, 12/29/79
105, at Dallas, 1/2/82

FEWEST PENALTY YARDS, GAME

15, at St. Louis, 1/23/00
28, at Philadelphia, 1/12/02
38, at Green Bay, 1/4/98

Career Playoff Leaders

RUSHING

Player	G	No.	Yds.	Avg.	LG	TD
1. Mike Alstott	6	64	226	3.5	31t	3
2. Warrick Dunn	6	75	219	2.9	13	0
3. Ricky Bell	2	58	201	3.4	26	2
4. James Wilder	2	18	116	6.4	25	0
5. James Owens	1	12	40	3.3	12	0

RECEIVING

Player	G	No.	Yds.	Avg.	LG	TD
1. Warrick Dunn	6	26	168	6.5	22	0
2. Mike Alstott	6	15	148	9.9	26	0
3. Dave Moore	6	9	119	13.2	28	0
Keyshawn Johnson	2	9	181	20.1	46	0
5. Jacquez Green	3	8	99	12.4	32	0

PASSING

Player	G	Att.	Comp.	Yds.	Pct.	TD	INT	Rating
1. Shaun King	3	92	45	491	48.9	1	3	55.1
2. Doug Williams	4	85	27	444	31.8	2	9	18.6
3. Trent Duffer	2	62	24	381	38.7	1	3	45.2
4. Brad Johnson	1	36	22	202	61.1	0	4	36.8

SCORING

Player	G	TD	FG	PAT	TP
1. Martin Gramatica	4	0	6-6	2-2	20
2. Mike Alstott	4	3	0-0	0-0	18
3. Ricky Bell	2	2	0-0	0-0	12
4. Michael Husted	2	0	2-3	3-3	9

PUNTING

Player	G	No.	Yds.	Avg.	LG
1. Mark Royals	4	26	1,071	41.2	56
2. Larry Swider	2	11	453	41.2	52
3. Sean Landeta	2	9	371	41.2	50

KICKOFF RETURNS (AVG.)

Player	G	No.	Yds.	Avg.	LG	TD
1. John Holt	2	2	55	27.5	33	0
2. James Owens	2	8	202	25.3	35	0
3. Isaac Hagins	2	7	165	23.6	31	0

PUNT RETURNS (AVG.)

Player	G	No.	Yds.	Avg.	LG	TD
1. Danny Reece	2	5	47	9.4	13	0
2. Karl Williams	6	12	82	6.8	15	0
3. Theo Bell	2	2	9	4.5	8	0

INTERCEPTIONS

Player	G	No.	Yds.	Avg.	LG	TD
1. Donnie Abraham	3	3	0	0.0	0	0
2. Mark Cotney	3	1	50	50.0	50	0
Brian Kelly	2	1	15	15.0	15	0
Dexter Jackson	1	1	9	9.0	9	0
Hardy Nickerson	4	1	6	6.0	6	0
John Lynch	4	1	0	0.0	0	0
Steve White	4	1	0	0.0	0	0
John Holt	2	1	0	0.0	0	0

Top Buc Performances

100-YARD RUSHING GAMES (67)

Player	Att.	Yards	Opponent	Date
Jimmy DuBose	24	109	at N.Y. Giants	10/15/78
Ricky Bell	21	104	at L.A. Rams	11/5/78
Jerry Eckwood	20	121	vs. Detroit	9/1/79
Jerry Eckwood (2)	23	120	at Chicago	9/30/79
Ricky Bell (2)	10	101	vs. New Orleans	10/14/79
Ricky Bell (3)	28	167	vs. Green Bay	10/21/79
Ricky Bell (4)	22	152	vs. N.Y. Giants	11/18/79
Ricky Bell (5)	28	101	vs. Minnesota	11/25/79
Ricky Bell (6)	39	137	vs. Kansas City	12/16/79
Ricky Bell (7) *	38	142	vs. Philadelphia	12/29/79
Ricky Bell (8)	26	130	vs. N.Y. Giants	11/2/80
Jerry Eckwood (3)	23	114	at Chicago	9/20/81
Jerry Eckwood (4)	21	110	vs. Chicago	11/1/81
James Owens	16	112	vs. Green Bay	11/22/81
James Wilder	42	126	at Pittsburgh	10/30/83
James Wilder (2)	31	219	at Minnesota	11/6/83
James Wilder (3)	24	112	at N.Y. Giants	9/23/84
James Wilder (4)	43	172	vs. Green Bay	9/30/84
James Wilder (5)	30	146	at Minnesota	11/4/84
James Wilder (6)	28	125	vs. Atlanta	12/9/84
James Wilder (7)	31	103	vs. N.Y. Jets	12/16/84
James Wilder (8)	27	166	at Chicago	9/8/85
James Wilder (9)	22	113	vs. Minnesota	9/15/85
James Wilder (10)	26	114	at New Orleans	9/22/85
James Wilder (11)	27	104	at Detroit	9/29/85
James Wilder (12)	29	120	vs. St. Louis	11/10/85
Nathan Wonsley	18	138	at Detroit	9/21/86
Nathan Wonsley (2)	18	108	at L.A. Rams	10/5/86
James Wilder (13)	25	110	at Kansas City	10/26/86
James Wilder (14)	24	130	vs. Detroit	11/23/86
Lars Tate	18	106	at Detroit	11/13/88
William Howard	23	101	at New England	12/11/88
Lars Tate (2)	18	112	vs. Chicago	10/8/89
Gary Anderson	22	108	at Minnesota	9/30/90
Vinny Testaverde	7	105	vs. Minnesota	12/16/90
Reggie Cobb	21	139	vs. Detroit	11/10/91
Reggie Cobb (2)	22	110	vs. N.Y. Giants	11/24/91
Reggie Cobb (3)	26	107	at Detroit	9/27/92
Reggie Cobb (4)	24	109	at Chicago	10/18/92
Reggie Cobb (5)	28	114	vs. Chicago	11/15/92
Reggie Cobb (6)	26	100	vs. L.A. Rams	12/6/92
Reggie Cobb (7)	25	113	vs. Detroit	10/3/93
Errict Rhett	25	112	at Detroit	11/13/94
Errict Rhett (2)	24	111	at Seattle	11/20/94
Errict Rhett (3)	40	192	vs. Washington	12/4/94
Errict Rhett (4)	31	119	vs. L.A. Rams	12/11/94
Errict Rhett (5)	27	104	vs. Washington	9/24/95
Errict Rhett (6)	25	144	at Detroit	11/12/95
Errict Rhett (7)	24	100	vs. Jacksonville	11/19/95
Errict Rhett (8)	22	118	vs. Green Bay	12/10/95
Reggie Brooks	15	114	at Denver	9/15/96
Warrick Dunn	24	130	at Detroit	9/7/97
Warrick Dunn (2)	16	101	at Minnesota	9/14/97
Warrick Dunn (3)	16	125	at Green Bay	10/5/97
Warrick Dunn (4)	24	120	at N.Y. Giants	11/30/97
Warrick Dunn (5)	16	119	vs. Chicago	12/21/97
Mike Alstott	20	103	vs. Chicago	9/20/98

RECORDS

Mike Alstott (2)	19	128	vs. Minnesota	11/1/98
Warrick Dunn (6)	18	115	vs. Minnesota	11/1/98
Warrick Dunn (7)	16	107	at Jacksonville	11/15/98
Mike Alstott (3)	25	131	vs. Denver	9/26/99
Mike Alstott (4)	25	117	at New Orleans	11/7/99
Warrick Dunn (8)	20	106	vs. Buffalo	11/26/00
Warrick Dunn (9)	22	210	vs. Dallas	12/3/00
Warrick Dunn (10)	22	145	vs. St. Louis	12/18/00
Mike Alstott (5)	28	129	vs. Minnesota	10/28/01
Mike Alstott (6)	24	101	vs. New Orleans	12/23/01

* Playoff game

100-YARD RUSHERS SUMMARY (* Includes one playoff game)

James Wilder (14), Warrick Dunn (10), Ricky Bell (8*), Errict Rhett (8), Reggie Cobb (7), Mike Alstott (6), Jerry Eckwood (4), Nathan Wonsley (2), Lars Tate (2), Reggie Brooks (1), Jimmy DuBose (1), James Owens (1), William Howard (1), Gary Anderson (1), Vinny Testaverde (1)

100-YARD RECEIVING GAMES (93)

Player	Rec.	Yards	Opponent	Date
Morris Owens	9	166	at Seattle	10/16/77
Morris Owens (2)	5	113	vs. N.Y. Giants	11/13/77
Morris Owens (3)	4	138	vs. St. Louis	12/18/77
Morris Owens (4)	5	132	vs. Minnesota	10/1/78
Isaac Hagins	5	139	at Minnesota	10/28/79
Jimmie Giles	4	105	at Dallas	9/21/80
Gordon Jones	7	106	vs. Cleveland	9/28/80
Jerry Eckwood	10	101	vs. Cleveland	9/28/80
Jimmie Giles (2)	6	128	vs. Pittsburgh	11/9/80
Gordon Jones (2)	7	121	at Minnesota	11/16/80
Kevin House	3	138	vs. Chicago	12/20/80
Jimmie Giles (3)	5	109	at Chicago	9/20/81
Kevin House (2)	4	178	at Oakland	10/18/81
Kevin House (3)	6	107	at New Orleans	11/29/81
Kevin House (4)	5	126	vs. Atlanta	12/6/81
Jimmie Giles (4)	5	100	at Minnesota	9/12/82
Kevin House (5)	4	105	vs. Washington	9/19/82
James Wilder	11	116	at N.Y. Jets	12/12/82
James Wilder (2)	11	126	vs. Cincinnati	9/25/83
Kevin House (6)	5	110	at Cleveland	11/13/83
Kevin House (7)	6	156	at San Francisco	12/4/83
Kevin House (8)	8	136	at Detroit	12/18/83
Kevin House (9)	7	126	vs. Minnesota	10/7/84
Gerald Carter	10	109	vs. Chicago	10/21/84
Kevin House (10)	10	100	at Kansas City	10/28/84
Gerald Carter (2)	9	166	at San Francisco	11/18/84
Kevin House (11)	6	105	at Green Bay	12/2/84
Jimmie Giles (5)	7	112	vs. Chicago	10/6/85
Kevin House (12)	6	100	vs. Chicago	10/6/85
Jimmie Giles (6)	7	116	at Miami	10/20/85
Kevin House (13)	4	111	at Miami	10/20/85
Jimmie Giles (7)	6	134	vs. St. Louis	11/10/85
Kevin House (14)	4	131	vs. Indianapolis	12/15/85
Gerald Carter (3)	7	143	at Green Bay	11/16/86
Calvin Magee	8	143	at Chicago	12/7/86
Steve Holloway #	8	107	vs. Minnesota	10/18/87
Mark Carrier	8	212	at New Orleans	12/6/87
Gerald Carter (4)	5	116	vs. St. Louis	12/20/87
Bruce Hill	8	157	vs. Philadelphia	9/4/88
Bruce Hill (2)	7	162	at Indianapolis	10/16/88
Ron Hall	7	121	at Indianapolis	10/16/88
Mark Carrier (2)	9	142	vs. Miami	10/30/88
Mark Carrier (3)	5	120	vs. New Orleans	9/24/89

Bruce Hill (3)	6	107	vs. Chicago	10/8/89
Mark Carrier (4)	6	105	vs. Chicago	10/8/89
Mark Carrier (5)	8	106	at Washington	10/22/89
Bruce Hill (4)	7	125	at Cincinnati	10/29/89
Mark Carrier (6)	7	100	at Cincinnati	10/29/89
James Wilder (3)	8	107	vs. Cleveland	11/5/89
Mark Carrier (7)	6	164	at Chicago	11/19/89
Mark Carrier (8)	7	104	vs. Green Bay	12/3/89
Mark Carrier (9)	10	135	at Houston	12/10/89
Mark Carrier (10)	4	131	at Detroit	12/17/89
Mark Carrier (11)	6	101	vs. Pittsburgh	12/24/89
Bruce Hill (5)	5	104	at Minnesota	9/30/90
Mark Carrier (12)	6	113	vs. Dallas	10/21/90
Willie Drewrey	2	119	vs. Atlanta	12/2/90
Mark Carrier (13)	6	104	at Atlanta	11/17/91
Lawrence Dawsey	8	100	at Miami	12/1/91
Mark Carrier (14)	6	110	vs. Minnesota	12/8/91
Mark Carrier (15)	7	115	vs. Green Bay	9/13/92
Lawrence Dawsey (2)	5	107	vs. Green Bay	9/13/92
Courtney Hawkins	5	102	at Chicago	10/18/92
Lawrence Dawsey (3)	9	101	at Chicago	9/26/93
Horace Copeland	2	104	at Atlanta	10/31/93
Courtney Hawkins (2)	8	112	vs. Washington	12/5/93
Courtney Hawkins (3)	8	105	at Denver	12/26/93
Horace Copeland (2)	7	101	vs. San Diego	1/2/94
Charles Wilson	4	176	vs. L.A. Rams	12/11/94
Lawrence Dawsey (4)	7	116	at Washington	12/18/94
Horace Copeland (3)	5	155	at Philadelphia	9/3/95
Jackie Harris	5	108	at Carolina	10/1/95
Alvin Harper	6	117	vs. Cincinnati	10/8/95
Jackie Harris (2)	10	122	at Green Bay	11/26/95
Horace Copeland (4)	8	122	vs. Green Bay	12/10/95
Courtney Hawkins (4)	8	111	at Detroit	9/8/96
Warrick Dunn	6	106	vs. Miami	9/21/97
Horace Copeland (5)	6	105	vs. Detroit	10/12/97
Bert Emanuel	5	106	vs. Tennessee	11/8/98
Reidel Anthony	2	126	at Jacksonville	11/15/98
Jacquez Green	7	164	vs. Kansas City	11/14/99
Warrick Dunn (2)	6	115	vs. Detroit	12/12/99
Jacquez Green (2)	10	113	at Chicago	1/2/00
Jacquez Green (3)	5	104	vs. Chicago	9/10/00
Jacquez Green (4)	11	131	at Minnesota	10/9/00
Keyshawn Johnson (1)	6	121	vs. Minnesota	10/29/00
Keyshawn Johnson (2)	7	116	vs. St. Louis	12/18/00
Keyshawn Johnson (3)*	6	106	at Philadelphia	12/31/00
Keyshawn Johnson (4)	8	140	at Tennessee	10/14/01
Keyshawn Johnson (5)	10	159	vs. Pittsburgh	10/21/01
Warrick Dunn (3)	12	138	vs. Chicago	11/18/01
Keyshawn Johnson (6)	10	101	vs. Detroit	12/9/01
Keyshawn Johnson (7)	7	119	at Chicago	12/16/01

Replacement game

* Includes one playoff game

100-YARD RECEIVERS SUMMARY

Mark Carrier (15), Kevin House (14), *Keyshawn Johnson (7), Jimmie Giles (7), Horace Copeland (5), Bruce Hill (5), Jacquez Green (4), Morris Owens (4), Gerald Carter (4), Lawrence Dawsey (4), Courtney Hawkins (4), Warrick Dunn (3), James Wilder (3), Gordon Jones (2), Jackie Harris (2), Isaac Hagins (1), Jerry Eckwood (1), Calvin Magee (1), Steve Holloway (1), Ron Hall (1), Willie Drewrey (1), Charles Wilson (1), Alvin Harper (1), Bert Emanuel (1), Reidel Anthony (1)

300-YARD PASSING GAMES (38)

Player	Att.	Comp.	Yards	TD	Opponent	Date
Doug Williams	35	16	311	1	vs. Minnesota	10/1/78
Doug Williams (2)	56	30	343	3	vs. Cleveland	9/28/80

RECORDS

Doug Williams (3)	45	21	302	3	vs. Pittsburgh	11/9/80
Doug Williams (4)	55	30	486	4	at Minnesota	11/16/80
Doug Williams (5)	29	16	350	1	vs. Chicago	12/20/80
Doug Williams (6)	40	17	324	1	at Chicago	9/20/81
Doug Williams (7)	30	16	335	2	at Oakland	10/18/81
Doug Williams (8)	29	19	336	2	vs. Atlanta	12/6/81
Doug Williams (9)	35	22	321	1	vs. San Diego	12/13/81
Doug Williams (10)	49	25	367	2	vs. Chicago	1/2/83
Jack Thompson	40	30	316	1	vs. Cincinnati	9/25/83
Jack Thompson (2)	46	25	337	3	at San Francisco	12/4/83
Jack Thompson (3)	42	28	373	3	at Detroit	12/18/83
Steve DeBerg	41	26	316	2	at San Francisco	11/18/84
Steve DeBerg (2)	44	27	322	2	vs. L.A. Rams	11/25/84
Steve DeBerg (3)	43	23	346	2	vs. Chicago	10/6/85
Steve DeBerg (4)	32	19	365	4	at Miami	10/20/85
Steve DeBerg (5)	34	24	333	5	vs. Atlanta	9/13/87
Steve DeBerg (6)	37	23	303	3	at St. Louis	11/8/87
Vinny Testaverde	47	22	369	2	at New Orleans	12/6/87
Vinny Testaverde (2)	45	21	324	2	vs. Philadelphia	9/4/88
Vinny Testaverde (3)	37	20	300	1	vs. Green Bay	10/2/88
Vinny Testaverde (4)	42	25	469	2	at Indianapolis	10/16/88
Vinny Testaverde (5)	52	22	305	1	at Chicago	11/6/88
Vinny Testaverde (6)	38	19	311	3	at Washington	10/22/89
Vinny Testaverde (7)	39	23	336	3	at Cincinnati	10/29/89
Vinny Testaverde (8)	50	27	370	2	vs. Cleveland	11/5/89
Vinny Testaverde (9)	48	31	328	2	at Houston	12/10/89
Vinny Testaverde (10)	33	17	351	2	vs. Atlanta	12/2/90
Vinny Testaverde (11)	41	23	330	2	vs. Minnesota	12/8/91
Vinny Testaverde (12)	25	22	363	2	vs. Green Bay	9/13/92
Craig Erickson	28	18	318	4	at Atlanta	10/31/93
Craig Erickson (2)	24	19	313	3	vs. Indianapolis	9/11/94
Trent Dilfer	48	27	312	0	at Green Bay	11/26/95
Trent Dilfer (2)	40	30	327	0	at San Diego	11/17/96
Trent Dilfer (3)	39	25	301	2	at Minnesota	10/3/99
Brad Johnson	56	40	399	0	vs. Chicago	11/18/01
Brad Johnson (2)	54	31	305	1	vs. Detroit	12/9/01

300-YARD PASSERS SUMMARY

Vinny Testaverde (12), Doug Williams (10), Steve DeBerg (6), Trent Dilfer (3) Jack Thompson (3), Brad Johnson (2), Craig Erickson (2)

MULTIPLE-SACK GAMES (112)

Player	Sacks	Opponent	Date
Lee Roy Selmon	2.0	at Houston	9/12/76
Council Rudolph	2.0	vs. Miami	10/24/76
Lee Roy Selmon (2)	2.0	at Philadelphia	9/18/77
Council Rudolph (2)	2.0	at Detroit	11/20/77
Lee Roy Selmon (3)	2.0	vs. Atlanta	11/27/77
Lee Roy Selmon (4)	2.0	vs. Chicago	12/4/77
Lee Roy Selmon (5)	3.0	at New Orleans	12/11/77
Lee Roy Selmon (6)	3.0	at Minnesota	9/17/78
Lee Roy Selmon (7)	2.0	at N.Y. Giants	10/15/78
Dave Pear	2.0	vs. Chicago	10/22/78
Dave Pear (2)	3.0	at San Francisco	12/10/78
Charley Hannah	2.0	at San Francisco	12/10/78
Randy Crowder	2.0	at Baltimore	9/9/79
David Lewis	2.0	at Baltimore	9/9/79
Lee Roy Selmon (8)	2.0	at Baltimore	9/9/79
Lee Roy Selmon (9)	2.0	at Green Bay	9/16/79
Lee Roy Selmon (10)	2.0	vs. L.A. Rams	9/23/79
Lee Roy Selmon (11) *	2.0	vs. Philadelphia	12/29/79
Randy Crowder (2)	2.0	at Cincinnati	9/7/80
Dave Stalls	2.0	vs. Detroit	11/23/80

David Logan	2.0	vs. Minnesota	12/7/80
Lee Roy Selmon (12)	3.0	at Detroit	12/14/80
Lee Roy Selmon (13)	2.0	vs. Minnesota	9/5/81
Hugh Green	2.0	vs. Denver	11/15/81
Lee Roy Selmon (14)	2.0	at New Orleans	11/29/81
Lee Roy Selmon (15)	2.0	at Detroit	12/20/81
Andy Hawkins	2.0	vs. Washington	9/19/82
Dave Stalls (2)	2.0	vs. Chicago	1/2/83
Lee Roy Selmon (16)	2.0	vs. Detroit	9/4/83
David Logan (2)	2.0	at Dallas	10/9/83
Lee Roy Selmon (17)	3.0	vs. New Orleans	10/23/83
David Logan (3)	2.0	at Pittsburgh	10/30/83
Lee Roy Selmon (18)	2.0	at Minnesota	11/6/83
David Logan (4)	2.0	vs. Minnesota	10/7/84
John Cannon	2.0	vs. N.Y. Jets	12/16/84
Hugh Green (2)	2.0	vs. N.Y. Jets	12/16/84
Lee Roy Selmon (19)	2.0	vs. N.Y. Jets	12/16/84
Ron Holmes	2.0	vs. L.A. Rams	10/13/85
David Logan (5)	2.0	vs. L.A. Rams	10/13/85
David Logan (6)	2.0	at N.Y. Giants	11/3/85
Kevin Kellin	2.5	vs. Atlanta	9/13/87
Calvin Turner #	3.0	vs. Minnesota	10/18/87
Miles Turpin #	2.0	vs. Minnesota	10/18/87
Ron Holmes (3)	2.5	vs. Chicago	10/25/87
Chris Washington (2)	2.0	at Green Bay	11/1/87
Chris Washington (3)	2.0	at St. Louis	11/8/87
Curt Jarvis	2.0	at L.A. Rams	11/29/87
Ron Holmes (4)	3.0	vs. St. Louis	12/20/87
Ron Holmes (5)	2.0	vs. Minnesota	10/23/88
Kevin Murphy	2.0	vs. San Francisco	9/17/89
Kevin Murphy (2)	2.0	vs. New Orleans	9/24/89
Ray Goff	2.0	vs. Detroit	10/15/89
Reuben Davis	2.0	at Chicago	11/19/89
Ervin Randle	3.0	at Detroit	9/9/90
Broderick Thomas	3.0	at Dallas	10/7/90
Broderick Thomas (2)	2.0	vs. Chicago	11/4/90
Broderick Thomas (3)	2.0	at Detroit	9/29/91
Keith McCants	2.0	vs. Green Bay	10/27/91
Tim Newton	2.0	vs. Green Bay	10/27/91
Broderick Thomas (4)	2.0	vs. Detroit	11/10/91
Broderick Thomas (5)	2.0	vs. N.Y. Giants	11/24/91
Broderick Thomas (6)	2.0	vs. Indianapolis	12/22/91
Santana Dotson	2.0	vs. Phoenix	9/6/92
Santana Dotson (2)	2.0	vs. Green Bay	9/13/92
Ray Seals	2.0	vs. Green Bay	9/13/92
Broderick Thomas (7)	3.0	at Minnesota	9/20/92
Santana Dotson (3)	2.0	vs. Minnesota	11/8/92
Ray Seals (2)	2.0	vs. Minnesota	11/8/92
Keith McCants (2)	2.0	vs. Chicago	11/15/92
Ray Seals (3)	2.0	at Chicago	9/26/93
Eric Curry	2.0	at Minnesota	10/10/93
Chidi Ahanotu	2.0	vs. Jacksonville	11/19/95
Eric Curry (2)	2.0	vs. Detroit	12/23/95
Warren Sapp	2.0	vs. Seattle	9/22/96
Lonnie Marts	2.0	vs. Oakland	11/10/96
Warren Sapp (2)	2.0	at Minnesota	12/15/96
Hardy Nickerson	2.0	vs. Chicago	12/22/96
Warren Sapp (3)	2.5	vs. San Francisco	8/31/97
Brad Culpepper	3.0	vs. Arizona	9/28/97
Chidi Ahanotu (2)	2.0	vs. Arizona	9/28/97
Chidi Ahanotu (3)	2.0	at Green Bay	10/5/97
Brad Culpepper (2)	3.0	at Atlanta	11/9/97

RECORDS

Chidi Ahanotu (4)	2.0	at N.Y. Giants	11/30/97
Warren Sapp (4)	2.0	vs. Chicago	12/21/97
Warren Sapp (5)	3.0*	at Green Bay	1/4/98
Warren Sapp (6)	2.0	at Green Bay	9/13/98
Brad Culpepper (3)	2.0	vs. Green Bay	12/7/98
Regan Upshaw	2.0	vs. Green Bay	12/7/98
Steve White	2.0	vs. Pittsburgh	12/13/98
John Lynch	2.0	at Washington	12/19/98
Chidi Ahanotu (5)	3.0	at Philadelphia	9/19/99
Warren Sapp (7)	3.0	at Philadelphia	9/19/99
Marcus Jones	2.0	at Philadelphia	9/19/99
Marcus Jones (2)	2.0	at Green Bay	10/10/99
Warren Sapp (8)	2.0	at Green Bay	10/10/99
Brad Culpepper (4)	2.0	vs. Minnesota	12/6/99
Steve White (2)*	2.0	vs. Washington	1/15/00
Ronde Barber	2.5	vs. Chicago	9/10/00
Anthony McFarland	2.5	at Detroit	9/17/00
Warren Sapp (9)	3.0	at Detroit	9/17/00
Marcus Jones (3)	2.0	at Minnesota	10/9/00
Marcus Jones (4)	4.0	vs. Detroit	10/19/00
Warren Sapp (10)	2.0	vs. Detroit	10/19/00
Warren Sapp (11)	2.0	vs. Buffalo	11/26/00
Warren Sapp (12)	2.0	at St. Louis	12/18/00
Warren Sapp (13)	2.0	at Detroit	11/11/01
Steve White (3)	2.0	vs. Chicago	11/18/01
Warren Sapp (14)	2.0	at St. Louis	11/26/01
Simeon Rice	2.0	at Cincinnati	12/2/01
Simeon Rice (2)	2.0	at Chicago	12/16/01
Simeon Rice (3)	2.0	vs. New Orleans	12/23/01
Simeon Rice (4)*	2.0	at Philadelphia	1/12/02

* Playoff game # Replacement game

Top Opponent Performances

100-YARD RUSHING GAMES (92)

Player	Att.	Yards	Opponent	Date
Ronnie Coleman	25	142	at Houston	9/12/76
Bob Malone	22	118	vs. Miami	10/24/76
Otis Armstrong	18	116	at Denver	11/7/76
Clark Gaines	27	103	at N.Y. Jets	11/14/76
Rocky Bleier	29	118	at Pittsburgh	12/5/76
Andy Johnson	14	127	vs. New England	12/12/76
Walter Payton	33	101	vs. Chicago	12/4/77
Haskel Stanback	23	112	vs. Atlanta	9/24/78
Horace King	12	104	at Detroit	11/12/78
Roland Harper	25	144	at Chicago	11/26/78
Walter Payton (2)	27	105	at Chicago	11/26/78
Billy Taylor	33	148	at Chicago	10/7/79
Cullen Bryant *	18	106	vs. L.A. Rams	1/6/80
Tony Dorsett	20	100	at Dallas	9/21/80
Walter Payton (3)	28	133	at Chicago	10/6/80
Earl Campbell	33	203	at Houston	10/19/80
Walter Payton (4)	29	130	vs. Chicago	12/20/80
Wilbert Montgomery	22	119	at Philadelphia	10/25/81
Ted Brown	31	129	at Minnesota	11/8/81
George Rogers	23	120	at New Orleans	11/29/81
John Riggins	34	136	vs. Washington	9/19/82
Walter Payton (5)	26	109	vs. Chicago	1/2/83
Tony Dorsett (2) *	26	110	at Dallas	1/9/83
Matt Suhey	19	112	vs. Chicago	11/20/83

RECORDS

Walter Payton (6)	22	106	vs. Chicago	11/20/83
Wendell Tyler	16	102	at San Francisco	12/4/83
Billy Sims	16	100	at Detroit	10/14/84
Eric Dickerson	28	191	vs. L.A. Rams	11/25/84
Walter Payton (7)	17	120	at Chicago	9/8/85
Joe Morris	26	132	at N.Y. Giants	11/3/85
Eddie Lee Ivery	13	109	at Green Bay	12/1/85
Gerry Ellis	9	101	at Green Bay	12/1/85
Randy McMillan	13	108	vs. Indianapolis	12/15/85
Gerald Riggs	27	129	vs. Atlanta	9/28/86
Eric Dickerson (2)	30	207	at L.A. Rams	10/5/86
Stump Mitchell	20	126	vs. St. Louis	10/12/86
Reuben Mayes	24	172	at New Orleans	10/19/86
Walter Payton (8)	20	139	vs. Chicago	11/9/86
Neal Anderson	16	115	at Chicago	9/20/87
Darrin Nelson	17	103	at Minnesota	11/15/87
Charles White	29	137	at L.A. Rams	11/29/87
Stump Mitchell (2)	23	101	vs. St. Louis	12/20/87
Eric Dickerson (3)	33	196	at Indianapolis	12/27/87
Stump Mitchell (3)	18	110	vs. Phoenix	9/18/88
James Brooks	17	131	at Cincinnati	10/29/89
Neal Anderson (2)	15	100	at Chicago	11/19/89
Barry Sanders	21	104	at Detroit	12/17/89
Emmitt Smith	23	121	at Dallas	10/7/90
Craig Heyward	20	155	at New Orleans	11/11/90
Mike Rozier	23	115	vs. Atlanta	12/2/90
Barry Sanders (2)	27	160	at Detroit	9/29/91
Terry Allen	14	127	at Minnesota	11/3/91
Barry Sanders (3)	23	118	vs. Detroit	11/10/91
Mark Higgs	25	131	at Miami	12/1/91
Herschel Walker	16	126	vs. Minnesota	12/8/91
Barry Sanders (4)	21	122	vs. Detroit	10/25/92
Marion Butts	22	104	at San Diego	11/22/92
Rodney Hampton	29	134	at N.Y. Giants	9/12/93
Neal Anderson (3)	23	104	at Chicago	9/26/93
Barry Sanders (5)	22	130	vs. Detroit	10/3/93
Darrell Thompson	21	105	vs. Green Bay	10/24/93
Barry Sanders (6)	29	187	at Detroit	11/7/93
Reggie Brooks	20	128	vs. Washington	12/5/93
Marshall Faulk	18	104	vs. Indianapolis	9/11/94
Barry Sanders (7)	20	166	vs. Detroit	10/2/94
Ricky Watters	14	103	at San Francisco	10/23/94
Terry Allen (2)	17	113	vs. Minnesota	10/30/94
Barry Sanders (8)	26	237	at Detroit	11/13/94
Chris Warren	16	116	at Seattle	11/20/94
Edgar Bennett	21	100	vs. Green Bay	12/24/94
Derrick Moore	21	123	at Carolina	10/1/95
Rashaan Salaam	27	134	at Chicago	12/17/95
Barry Sanders (9)	20	125	at Detroit	9/8/96
Terrell Davis	22	137	at Denver	9/15/96
Robert Smith	18	133	vs. Minnesota	10/8/96
Raymont Harris	19	118	at Chicago	11/3/96
Anthony Johnson	26	111	at Carolina	12/1/96
Leroy Hoard	20	101	at Minnesota	12/15/96
Barry Sanders (10)	24	215	vs. Detroit	10/12/97
Raymont Harris (2)	33	116	at Chicago	11/23/97
Dorsey Levens*	25	112	at Green Bay	1/4/98

RECORDS

Barry Sanders (11)	27	131	at Detroit	9/28/98
Eddie George	27	134	vs. Tennessee	11/8/98
Fred Taylor	20	128	at Jacksonville	11/15/98
Greg Hill	16	123	at Detroit	10/31/99
Napolean Kaufman	8	122	at Oakland	12/19/99
Tyrone Wheatley	19	111	at Oakland	12/19/99
Stephen Davis	28	141	at Washington	10/1/00
James Stewart	29	116	vs. Detroit	10/19/00
Jerome Bettis	17	143	vs. Pittsburgh	10/21/01
Ahman Green	24	169	at Green Bay	11/4/01
Anthony Thomas	31	173	at Chicago	12/16/01
*Playoff Game				

100-YARD RECEIVING GAMES (92)

Player	Att.	Yards	Opponent	Date
Bob Chandler	5	110	vs. San Diego	12/26/76
Cliff Branch	5	110	at Oakland	11/28/76
Johnny Perkins	4	110	vs. N.Y. Giants	9/2/78
James Scott	5	105	vs. Chicago	10/22/78
Willie Miller	6	105	at L.A. Rams	11/5/78
David Hill	7	106	at Detroit	11/12/78
Paul Coffman	7	106	vs. Green Bay	10/21/79
Ahmad Rashad	7	117	at Minnesota	10/28/79
Fred Scott	9	148	at Detroit	11/11/79
Eddie Lee Ivey	11	128	vs. Green Bay	10/12/80
Paul Coffman (2)	9	109	vs. Green Bay	10/12/80
Aundra Thompson	7	102	vs. Green Bay	10/12/80
Sammy White	6	120	at Minnesota	11/16/80
Leonard Thompson	5	106	at Detroit	12/14/80
Joe Senser	8	101	at Minnesota	11/8/81
James Lofton	6	102	vs. Green Bay	11/22/81
Wes Chandler	8	112	vs. San Diego	12/13/81
Walter Payton	6	115	at Chicago	9/11/83
Ron Springs	11	126	at Dallas	10/9/83
Tony Galbreath	11	110	at Minnesota	11/6/83
Mike Jones	6	110	vs. Minnesota	10/7/84
Carlos Carson	7	131	at Kansas City	10/28/84
Emery Moorehead	8	114	vs. Chicago	10/6/85
Tony Collins	6	109	vs. New England	10/27/85
Al Toon	6	133	at N.Y. Jets	11/17/85
James Lofton (2)	6	106	at Green Bay	12/1/85
Mike Jones (2)	4	104	at Minnesota	12/8/85
Dwight Clark	7	100	vs. San Francisco	9/7/86
Jeff Chadwick	5	106	at Detroit	9/21/86
Charlie Brown	7	110	vs. Atlanta	9/28/86
Pete Metzelaars	7	113	vs. Buffalo	11/2/86
Willie Gault	4	116	vs. Chicago	11/9/86
Al Williams #	5	110	vs. San Diego	10/11/87
Robert Awalt	9	124	at St. Louis	11/8/87
Jerry Rice	7	103	vs. San Francisco	11/22/87
Eric Martin	2	101	at New Orleans	12/6/87
J.T. Smith	6	103	vs. Phoenix	9/18/88
Jay Novacek	5	102	vs. Phoenix	9/18/88
Walter Stanley	6	107	vs. Green Bay	10/2/88
Bill Brooks	7	139	at Indianapolis	10/16/88
Anthony Carter	6	123	vs. Minnesota	10/23/88
Jerry Rice (2)	8	122	vs. San Francisco	9/17/89
Tim McGee	5	127	at Cincinnati	10/29/89

RECORDS

Sterling Sharpe	8	169	vs. Green Bay	12/3/89
Jason Phillips	10	115	at Detroit	12/17/89
Louis Lipps	4	137	vs. Pittsburgh	12/24/89
Robert Clark	6	117	at Detroit	9/9/90
Hassan Jones	5	101	at Minnesota	9/30/90
Sterling Sharpe (2)	7	139	vs. Green Bay	10/14/90
Hassan Jones (2)	7	162	vs. Minnesota	12/16/90
Anthony Carter (2)	8	106	vs. Minnesota	12/16/90
Brett Perriman	6	127	vs. Detroit	11/10/91
Tony Martin	5	106	at Miami	12/1/91
Brett Perriman (2)	9	117	at Detroit	9/27/92
Tom Waddle	3	114	at Chicago	10/18/92
Herman Moore	3	108	vs. Detroit	10/25/92
Michael Haynes	5	113	vs. Atlanta	12/13/92
Jerry Rice (3)	7	118	at San Francisco	12/19/92
Sterling Sharpe (3)	10	147	vs. Green Bay	10/24/93
Andre Rison	11	147	at Atlanta	10/31/93
Jerry Rice (4)	8	172	vs. San Francisco	11/14/93
Anthony Carter (3)	9	104	vs. Minnesota	11/21/93
Alexander Wright	6	104	at L.A. Raiders	12/19/93
Anthony Miller	7	117	vs. San Diego	1/2/94
Qadry Ismail	6	101	at Minnesota	11/27/94
Desmond Howard	5	130	vs. Washington	12/4/94
Sterling Sharpe (4)	9	132	vs. Green Bay	12/24/94
Bert Emanuel	9	121	vs. Atlanta	10/22/95
Eric Metcalf	4	106	vs. Atlanta	10/22/95
Brett Perriman (3)	10	125	at Detroit	11/12/95
Herman Moore (2)	9	104	at Detroit	11/12/95
Pete Mitchell	10	161	vs. Jacksonville	11/19/95
Robert Brooks	6	114	at Green Bay	11/26/95
Cris Carter	6	136	at Minnesota	12/3/95
Robert Brooks (2)	9	122	vs. Green Bay	12/10/95
Jeff Graham	5	102	at Chicago	12/17/95
Brett Perriman (4)	5	135	vs. Detroit	12/23/95
Herman Moore (3)	10	105	vs. Detroit	12/23/95
Herman Moore (4)	9	104	vs. Detroit	9/29/96
Curtis Conway	9	120	vs. Chicago	12/22/96
Barry Sanders	8	102	at Detroit	9/7/97
Jake Reed	6	131	at Minnesota	9/14/97
Rob Moore	8	147	vs. Arizona	9/28/97
Herman Moore	5	120	vs. Detroit	10/12/97
Jake Reed (2)	6	117	vs. Minnesota	11/1/98
Antonio Freeman	7	152	at Green Bay	10/10/99
Bill Schroeder	7	158	at Green Bay	10/10/99
Johnnie Morton	7	107	vs. Detroit	12/12/99
Ricky Proehl*	6	100	at St. Louis	1/23/00
Randy Moss	5	118	at Minnesota	10/9/00
Cris Carter (2)	7	115	vs. Minnesota	10/29/00
Eric Moulds	8	102	vs. Buffalo	11/26/00
Torry Holt	9	165	vs. St. Louis	12/18/00
Bill Schroeder	4	119	vs Green Bay	10/7/01
Marty Booker	7	165	vs. Chicago	11/18/01
Torry Holt	8	139	at St. Louis	11/26/01

RECORDS

300-YARD PASSING GAMES (41)

Player	Att.	Comp.	Yards	TD	Opponent	Date
Brian Sipe	32	22	318	3	vs. Cleveland	9/28/80
Lynn Dickey	51	35	418	1	vs. Green Bay	10/12/80
Tommy Kramer	37	24	324	2	at Minnesota	11/16/80
Gary Danielson	44	29	360	1	at Detroit	12/14/80
Steve Dils	62	37	361	1	vs. Minnesota	9/5/81
Dan Fouts	49	33	351	1	vs. San Diego	12/13/81
Ken Stabler	43	29	333	1	at New Orleans	12/5/82
Danny White *	45	27	312	2	at Dallas	1/9/83
Danny White (2)	44	29	377	2	at Dallas	10/9/83
Tommy Kramer (2)	47	27	386	2	vs. Minnesota	10/7/84
Bill Kenney	46	26	332	2	at Kansas City	10/28/84
Dan Marino	39	27	302	3	at Miami	10/20/85
Ken O'Brien	30	23	367	5	at N.Y. Jets	11/17/85
Tommy Kramer (3)	36	21	309	0	at Minnesota	12/8/85
Joe Montana	46	32	356	1	vs. San Francisco	9/7/86
Eric Hipple	46	31	318	0	at Detroit	9/21/86
Jim Kelly	29	14	342	3	Buffalo	11/2/86
Wade Wilson	33	22	339	3	at Minnesota	11/30/86
Neil Lomax	36	25	314	3	at St. Louis	11/8/87
Joe Montana (2)	45	29	304	3	vs. San Francisco	11/22/87
Randy Wright	51	28	321	1	vs. Green Bay	10/2/88
Wade Wilson (2)	30	22	335	3	vs. Minnesota	10/23/88
Don Majkowski	53	25	331	2	vs. Green Bay	12/3/89
Don Majkowski (2)	42	25	355	1	vs. Green Bay	10/14/90
Wade Wilson (3)	39	24	374	1	vs. Minnesota	12/16/90
Jim Kelly (2)	35	20	322	1	vs. Buffalo	9/22/91
Dan Marino (2)	32	20	307	2	at Miami	12/1/91
Rodney Peete	31	20	323	1	at Detroit	9/27/92
Jim Everett	38	25	342	3	vs. L.A. Rams	12/6/92
Wade Wilson (4)	26	19	324	5	vs. Atlanta	12/13/92
Steve Young	29	23	311	4	vs. San Francisco	11/14/93
Brett Favre	39	30	306	3	at Green Bay	9/25/94
Warren Moon	48	33	332	1	vs. Minnesota	10/15/95
Scott Mitchell	41	26	352	2	vs. Detroit	12/23/95
Scott Mitchell	50	29	331	2	at Detroit	9/7/97
Brad Johnson	44	29	334	1	at Minnesota	9/14/97
Kent Graham	52	31	339	1	vs. Arizona	9/28/97
Brett Favre (2)	40	22	390	2	at Green Bay	10/10/99
Daunte Culpepper	53	29	313	1	vs. Minnesota	10/29/00
Kurt Warner	32	20	316	2	vs. St. Louis	12/18/00
Daunte Culpepper (2)	44	30	322	1	at Minnesota	9/30/01

* Playoff game # Replacement game

Longest Plays/All-Time

Passing	Yards	Opponent	Date
Vinny Testaverde to Willie Drewrey	89t	vs. Atlanta	12/2/90
Vinny Testaverde to Willie Drewrey	87t	at Green Bay	9/15/91
Doug Williams to Kevin House	84t	at Detroit	12/20/81
Doug Williams to Jimmie Giles	81t	vs. Chicago	11/1/81
Vinny Testaverde to Tyji Armstrong	81t	vs. L.A. Rams	12/6/92
Jack Thompson to Jimmie Giles	80	at Dallas	10/9/83
Trent Dilfer to Reidel Anthony	79t	at Jacksonville	11/15/98
Vinny Testaverde to Mark Carrier	78t	at Chicago	11/19/89
Doug Williams to Kevin House	77t	at Oakland	10/18/81
Shaun King to Jacquez Green	75	vs. N.Y. Jets	9/24/00
Doug Williams to Jimmie Giles	75	at Dallas*	1/2/82

Rushing	Yards	Opponent	Date
Warrick Dunn	76	vs. Chicago	12/21/97
James Wilder	75t	at Minnesota	11/6/83
Jerry Ellison	75	vs. Detroit	12/23/95
Warrick Dunn	70t	vs. Dallas	12/3/00
Gary Anderson	64t	vs. Chicago	9/8/91
Jerry Eckwood	61t	at Chicago	9/30/79
Jerry Eckwood	59	vs. Chicago	11/1/81
Nathan Wonsley	59t	at L.A. Rams	10/5/86
Reggie Cobb	59t	vs. Detroit	11/10/91
Ricky Bell	56	vs. Detroit	9/9/79
Reggie Brooks	56	at Denver	9/15/96

Field Goals	Yards	Opponent	Date
Michael Husted	57	at L.A. Raiders	12/19/93
Martin Gramatica	55	vs. Detroit	10/19/00
Donald Igwebuike	55	at Minnesota	11/30/86
Martin Gramatica	54	vs. Green Bay	11/12/00
Steve Christie	54	vs. Detroit	9/23/90
Michael Husted	54	vs. Minnesota	11/21/93
Michael Husted	54	at Atlanta	11/9/97
Donald Igwebuike	53	at N.Y. Giants	11/3/85
Donald Igwebuike	53	at Green Bay	9/11/88
Donald Igwebuike	53	vs. Cleveland	11/5/89
Michael Husted	53	vs. Washington	12/4/94
Martin Gramatica	53	vs. Atlanta	11/21/99

There have been 34 50-yard or longer field goals: Husted 10, Igwebuike 9, Gramatica 8, Capece 4, Christie 2, Tiffin 1

Kickoff Returns	Yards	Opponent	Date
Aaron Stecker	86	vs. New Orleans	12/23/01
Vernon Turner	77	vs. Minnesota	10/30/94
Karl Williams	63	vs. Washington	12/8/96
Reidel Anthony	60	at Detroit	9/28/98
Phil Freeman	58	at Chicago	9/8/85
Yo Murphy	55	at New Orleans	11/7/99
Danny Peebles	55	at Minnesota	9/30/90

Punt Returns	Yards	Opponent	Date
Jacquez Green	95t	at Green Bay	9/13/98
Karl Williams	88t	vs. Chicago	12/22/96
Karl Williams	84t	vs. New Orleans	12/23/01
Vernon Turner	80t	vs. Detroit	10/2/94
Karl Williams	73t	vs. Buffalo	11/26/00

RECORDS

Fumble Returns	Yards	Opponent	Date
Cedric Brown	80t	at Houston	10/19/80
Martin Mayhew	78t	vs. Minnesota	10/15/95
David Logan	60t	vs. Detroit	12/14/80
Hugh Green	60t	at Dallas*	1/9/83
David Logan	54t	at Minnesota	11/6/83

Interception Returns	Yards	Opponent	Date
Shelton Quarles	98t	vs. Green Bay	10/7/01
Neal Colzie	82t	vs. Minnesota	9/5/81
Cedric Brown	81t	vs. Green Bay	11/22/81
Darryl Pollard	75	at Chicago	10/18/92
Cedric Brown	72	vs. N.Y. Giants	11/18/79
Jeremiah Castille	69t	vs. New Orleans	10/23/83
Ricky Reynolds	68t	vs. Detroit	10/15/89
Wayne Haddix	65t	at San Francisco	11/18/90
Wayne Haddix	62t	at Detroit	9/9/90
Harry Hamilton	58	at Atlanta	11/27/88

Punts	Yards	Opponent	Date
Sean Landeta	74	at N.Y. Jets	12/14/97
Dave Green	70	at Detroit	11/20/77
Mark Royals	66	at Chicago	1/2/00
Frank Garcia	64	vs. Detroit	9/4/83
Frank Garcia	64	at Minnesota	11/6/83

* Playoff game



LB Shelton Quarles returned an interception 98 yards for a touchdown against Green Bay in 2001, the longest play in team history.

Sidelines



John McKay

John McKay, known for his unprecedented success on the football field and his wit off of it, died on Sunday, June 10, 2001 from kidney failure due to complications from diabetes at the age of 77. With his passing, the Buccaneer family lost the man who led the franchise from its very beginning.

McKay spent more than 25 years overall as a head coach on the collegiate and professional level. The legendary coach compiled an overall head coaching record of 171-128-9 (.572). In 25 seasons as a head coach, McKay's teams won a college conference or professional division championship 11 times and advanced to postseason play on 12 occasions.

McKay was named the first head coach in Buccaneers history on October 31, 1975. He coached the Buccaneers for nine seasons (1976-84) and compiled a 44-88-1 record. In just the franchise's fourth season (1979), he led Tampa Bay to an NFC Central Division championship, a playoff win over Philadelphia and the club's first appearance in the NFC Championship Game. McKay also coached the lone Hall of Famer in Buccaneer history, DE Lee Roy Selmon, the team's first overall draft pick in 1976.

He guided the Buccaneers to consecutive playoff appearances in 1981 and 1982. McKay then led Tampa Bay to its second NFC Central Division championship in 1981. He was a part of the franchise's inaugural win, a 33-14 victory over New Orleans on December 11, 1977. He later served as Team President during the '85 season.

Prior to joining Tampa Bay, McKay coached at the University of Southern California for 16 seasons from 1960-75. He led the Trojans to four national championships and a 127-40-8 record (.760). McKay coached 40 first-team All-Americans during his 16 years.

In only his third season as head coach at USC in 1962, McKay guided the Trojans to his first national crown. He followed by capturing national championships in the 1967,



1972 and 1974 seasons. His four national titles ranks tied with Notre Dame's Frank Leahy for second all-time, trailing only Alabama's Paul "Bear" Bryant's six championships. In addition, his resume at USC includes three undefeated seasons, nine conference championships, eight Rose Bowl appearances (including five victories), 14 consecutive winning campaigns and two National Coach of the Year honors (1962 and 1972). He also tutored two Heisman Trophy winners in Mike Garrett (1965) and O.J. Simpson (1968). McKay

produced outstanding players at nearly every position at USC, including RB Ricky Bell, FB Sam Cunningham, QB Pat Haden, WR Lynn Swann, LB Richard Wood, OT Ron Yary and TE Charles Young. During his last four seasons at USC (1972-75), he also served as the school's athletic director.

McKay served as an assistant at USC in 1959 before being named the Trojans head coach in 1960. He was also an assistant coach at Oregon from 1950-1959. McKay played one season as a defensive back at Purdue before transferring to Oregon, where he lettered for three seasons and earned All-American honorable mention and All-Coast first-team honors. Prior to attending college, he served in the Army Air Corps in World War II. McKay was inducted into the College Football Hall of Fame in 1988 and into the Rose Bowl Hall of Fame in 1991. He was also a member of the 1994 inaugural class of USC's Athletic Hall of Fame.

McKay was born in Everettville, West Virginia. He attended Shinnston High School (WV), where he was an all-state running back and a star guard in basketball.

He and his wife Corky (the former Nancy Jean Hunter) had four children, sons John and Rich and daughters Michele and Terri. Rich has been general manager of the Buccaneers since 1994, while John served as the general manager of the 2001 NFL Champion Los Angeles Xtreme and also played wide receiver for USC from 1972-74 and for Tampa Bay from 1976-78.

Lee Roy Selmon

Lee Roy Selmon became the first Buccaneer player ever inducted into the Pro Football Hall of Fame on July 29, 1995. The Buccaneers' first draft choice in 1976, Selmon proved to be the most outstanding player to date in team history. Drafted out of Oklahoma where he won both the Outland and Lombardi trophies during his senior season, Selmon went on to become the cornerstone of the Buccaneer franchise for nearly a decade.



A member of eight All-America teams while with the Sooners, Selmon was an even greater professional. The Buccaneers' all-time career sack leader (78.5), Selmon anchored a ferocious defense which led the team to its first-ever NFC Central Division Championship in 1979.

Selmon managed to establish numerous team records despite having his career prematurely shortened due to a herniated disk suffered at the end of the 1984 season. His lengthy list of Buccaneer records include: career sacks (78.5), sacks in a season (13), career fumbles caused (28.5) and Pro Bowl selections (six). In addition, he was named NFL Defensive Player of the Year in 1979 and NFC Defensive Lineman of the Year by the NFL Players Association four times (1979-80, 1982-83). His number 63

became the first and only jersey retired by the Buccaneers on September 7, 1986.

Selmon's on-the-field contributions were equalled only by his generosity off the field. He was a perennial contender for the NFL Man of the Year and the Byron "Whizzer" White Award for humanitarian service. Since his retirement, Selmon has remained highly-visible in community affairs. In addition to occupying a seat on the board of the Tampa Sports Authority, Selmon has taken

on the responsibility of building the University of South Florida's football program. Selmon served as Associate Athletic Director at USF since August of 1994 before being named Athletic Director in June 2001. Selmon was entrusted with the primary task of procuring funds for the University's successful efforts to form a football team.

Selmon was born and raised in Eufaula, Okla. He has five brothers and three sisters, including Dewey, who played for the Bucs from 1976-80, and Lucious, who is currently the outside linebackers coach for the Jacksonville Jaguars. Lee Roy and his wife, Claybra, have three children, Brandy, Lee Roy, Jr., a senior defensive lineman on the USF football team, and Christopher.

Buccaneers Statistics

YEAR	TEAM	G-S	TOTAL TACK.	FUM. REC.	FUM. FOR.	QB SACK
1976	Tampa Bay	8-6	24	0	0	5.0
1977	Tampa Bay	14-14	110	2	5	13.0
1978	Tampa Bay	14-14	92	0	2	11.0
1979	Tampa Bay	16-16	117	2	3	11.0
1980	Tampa Bay	16-16	97	2	4	9.0
1981	Tampa Bay	14-13	73	0	5	6.5
1982	Tampa Bay	9-9	58	1	2	4.0
1983	Tampa Bay	14-13	71	1	3	11.0
1984	Tampa Bay	16-16	100	2	4.5	8.0
9-YEAR TOTALS		121-117	742	10	28.5	78.5

NFC Central Standings

2001				1992				1983			
W	L	T		W	L	T		W	L	T	
*Chicago	13	3	0	*Minnesota	11	5	0	*Detroit	9	7	0
*Green Bay	12	4	0	Green Bay	9	7	0	Green Bay	8	8	0
*TAMPA BAY	9	7	0	TAMPA BAY	5	11	0	Chicago	8	8	0
Minnesota	5	11	0	Chicago	5	11	0	Minnesota	8	8	0
Detroit	2	14	0	Detroit	5	11	0	TAMPA BAY	2	14	0
2000				1991				1982			
W	L	T		W	L	T		W	L	T	
*Minnesota	11	5	0	*Detroit	12	4	0	(No official champion due to strike)	W	L	T
*TAMPA BAY	10	6	0	*Chicago	11	5	0	Green Bay	5	3	1
Green Bay	9	7	0	Minnesota	8	8	0	*Minnesota	5	4	0
Detroit	9	7	0	Green Bay	4	12	0	*TAMPA BAY	5	4	0
Chicago	5	11	0	TAMPA BAY	3	13	0	*Detroit	4	5	0
								Chicago	4	5	0
1999				1990				1981			
W	L	T		W	L	T		W	L	T	
*TAMPA BAY	11	5	0	*Chicago	11	5	0	*TAMPA BAY	9	7	0
*Minnesota	10	6	0	TAMPA BAY	6	10	0	Detroit	8	8	0
*Detroit	8	8	0	Detroit	6	10	0	Green Bay	8	8	0
Green Bay	8	8	0	Green Bay	6	10	0	Minnesota	7	9	0
Chicago	6	10	0	Minnesota	6	10	0	Chicago	6	10	0
1998				1989				1980			
W	L	T		W	L	T		W	L	T	
Minnesota	15	1	0	*Minnesota	10	6	0	*Minnesota	9	7	0
*Green Bay	11	5	0	Green Bay	10	6	0	Detroit	9	7	0
TAMPA BAY	8	8	0	Detroit	7	9	0	Chicago	7	9	0
Detroit	5	11	0	Chicago	6	10	0	TAMPA BAY	5	10	1
Chicago	4	12	0	TAMPA BAY	5	11	0	Green Bay	5	10	1
1997				1988				1979			
W	L	T		W	L	T		W	L	T	
Green Bay	13	3	0	*Chicago	12	4	0	*TAMPA BAY	10	6	0
*TAMPA BAY	10	6	0	*Minnesota	11	5	0	*Chicago	10	6	0
*Detroit	9	7	0	TAMPA BAY	5	11	0	Minnesota	7	9	0
*Minnesota	9	7	0	Detroit	4	12	0	Green Bay	5	11	0
Chicago	4	12	0	Green Bay	4	12	0	Detroit	2	14	0
1996				1987				1978			
W	L	T		W	L	T		W	L	T	
*Green Bay	13	3	0	*Chicago	11	4	0	*Minnesota	8	7	1
Minnesota	9	7	0	*Minnesota	8	7	0	Green Bay	8	7	1
Chicago	7	9	0	Green Bay	5	9	1	Detroit	7	9	0
TAMPA BAY	6	10	0	TAMPA BAY	4	11	0	Chicago	7	9	0
Detroit	5	11	0	Detroit	4	11	0	TAMPA BAY	5	11	0
1995				1986				1977			
W	L	T		W	L	T		W	L	T	
*Green Bay	11	5	0	*Chicago	14	2	0	*Minnesota	9	5	0
*Detroit	10	6	0	Minnesota	8	8	0	*Chicago	9	5	0
Chicago	9	7	0	Detroit	5	11	0	Detroit	6	8	0
Minnesota	8	8	0	Green Bay	4	12	0	Green Bay	4	10	0
TAMPA BAY	7	9	0	TAMPA BAY	2	14	0	TAMPA BAY	2	12	0
1994				1985				1976			
W	L	T		W	L	T		W	L	T	
*Minnesota	10	6	0	*Chicago	15	1	0	(Buccaneers competed in AFC West in 1976 only)	W	L	T
*Green Bay	9	7	0	Green Bay	8	8	0	*Oakland	13	1	0
*Detroit	9	7	0	Detroit	7	9	0	Denver	9	5	0
*Chicago	9	7	0	Minnesota	7	9	0	San Diego	6	8	0
TAMPA BAY	6	10	0	TAMPA BAY	2	14	0	Kansas City	5	9	0
								TAMPA BAY	0	14	0
1993				1984							
W	L	T		W	L	T					
*Detroit	10	6	0	*Chicago	10	6	0				
*Minnesota	9	7	0	Green Bay	8	8	0				
*Green Bay	9	7	0	TAMPA BAY	6	10	0				
Chicago	7	9	0	Detroit	6	10	0				
TAMPA BAY	5	11	0	Minnesota	4	11	1				
				Minnesota	3	13	0				

*Qualified for playoffs

Raymond James Stadium

A new era in Tampa Bay sports opened on September 20, 1998, when the Tampa Bay Buccaneers defeated the Chicago Bears, 27-15, in the inaugural event at Raymond James Stadium. The culmination of three years of intense research, development and construction, Raymond James Stadium is a combination of the finest elements of modern stadium design and its own groundbreaking innovations. Referred to as 'The Crown Jewel of the NFL' by league insiders, the stadium's features are centered around one concept: enhancing the fan's experience at a Tampa Bay Buccaneers game.

Raymond James Stadium was designed by HOK Sports Facilities Group and constructed under the joint management of Huber, Hunt & Nichols and Metric Constructors. It is administered by the Tampa Sports Authority and includes among its tenants the Tampa Bay Buccaneers of the National Football League, the University of South Florida football team and college football's Outback Bowl.

The \$168.5 million facility was financed by a half-cent sales tax for community investment purposes that was approved by voters

on September 3, 1996. A Florida sales tax rebate also funded the stadium construction, as did a portion of a tourist development tax. The remainder of the stadium's finances were provided by Buccaneers Owner/ President Malcolm Glazer. Bryan Glazer and Joel Glazer, team executive vice presidents, oversaw stadium design and were responsible for the development of the stadium's unique fan enhancements. The Tampa Bay Buccaneers hope you enjoy Raymond James Stadium throughout the 2002 NFL season and share in the bright future of the team, the stadium and the Tampa Bay community.

Diagram Color Coding

-  2002 Season Tickets: \$590
2002 Single-Game: \$59
-  2002 Season Tickets: \$490
2002 Single-Game: \$49
-  2002 Season Tickets: \$490
2002 Single-Game: \$49
-  2002 Season Tickets: \$350
2002 Single-Game: \$35
-  2002 Season Tickets: \$230
2002 Single-Game: \$25
-  Club Seating



Ticket Information

For the third consecutive year, the Buccaneers have sold out Raymond James Stadium to season ticket holders. The Buccaneers Ticket Office is adding names to their season ticket waiting list, which currently has over 40,000 requests. The ticket office may be reached by phone at (813) 879-2827 or (800) 282-0683, over a TTY line for hearing-impaired guests, and via e-mail at buccaneerstickoffice@buccaneers.nfl.com. Office hours are 8:30 a.m. to 5:30 p.m., Monday through Friday. Buccaneers single-game tickets can be found

in four price ranges, (as shown by the accompanying stadium diagram.) Raymond James Stadium is currently sold out through season ticket sales and most sections are not available on a game-by-game basis.

Should any single game tickets become available, they may be purchased through TicketMaster outlets, TicketMaster charge-by-phone, and online at TicketMaster.com. If tickets remain available on game day, they will be sold at the Raymond James Stadium box office at the south end of the stadium beginning three hours before kickoff.

Amenities At Raymond James Stadium

General Seating. After 22 years of watching Buccaneer football from bench seating, Tampa Bay fans now comfortably settle into individual seats, measuring 19-21" wide and with 32-33" from one seat back to the next. Overall, Raymond James Stadium holds over 65,000 fans, 50,000 of which are in general seating. There are up to 650 wheelchair-accessible seats located in all areas, not just the end zone. Seats in all sections also feature cupholders.

Club Seats. Raymond James Stadium also has over 12,000 club seats, a modern feature that allows fans to experience Buccaneer games and entertain guests in maximum comfort. Club seats are extra-wide and padded and feature in-seat service and prime sideline locations. The seats are accessible from a luxurious, air-conditioned club level that houses restaurants, sports bars, video walls, lounge seating and additional views of the field.

Luxury Suites. A total of 195 suites on three floors at mid-level along both sidelines offer absolutely the most luxurious setting to watch a Buccaneer game. Each suite has retractable glass windows, private bar and restroom and televisions that can carry other NFL action. The suites are accessible from private elevators.

Concessions. Raymond James Stadium has over 600 points of sale for food, beverages and merchandise, a ratio of one point for every 103 seats. A wide variety of concessions will be available, from hot dogs and sodas to gourmet pizzas and cappuccino.

Restrooms/Services. Raymond James Stadium is equipped with 60 restroom locations and a total of 972 fixtures. That ratio of one fixture for every 81 fans is an immense

improvement in comfort for Buccaneer fans. The ratio for women fans is one fixture for every 70 people, improved from 1 for every 129 in Houlihan's Stadium. There are also five first aid stations, with at least one on each level.

Media Facilities. The Raymond James Stadium press box seats up to 225 members of the media in a spacious, comfortable box on the west side upper suite level. A dining area featuring a multiple-screen video wall has been added, and the box is accessible from an elevator dedicated specifically to the media. The media entrance is located at Dock D on the southwest corner of the stadium.

Escalators. An added comfort feature in Raymond James Stadium is a total of 20 escalators. With a bank of four escalators located at each corner ramp and an additional four in the club lounge, Buccaneer fans will find it easier and quicker to navigate the stadium than ever before.

Traffic Control. Patrons of events at Raymond James Stadium can be assured that their travel to and from the facility will be as time-efficient as possible. The stadium is outfitted with a comprehensive traffic control system that automatically assists with the progression of traffic in and around the stadium traffic area. The system is comprised of a traffic control center located adjacent to the Tampa Sports Authority offices on the ground level of the south end zone plaza. From there, a crew of over 50 uniformed officers will assist in easing traffic flow. In addition, the system is equipped with 10 cameras and a staff of four constantly monitoring each major intersection surrounding the stadium and altering traffic light cycles accordingly.

Parking Diagram



Stadium Area Driving Map



Buccaneer Ticket Office

One Buccaneer Place
Tampa, FL 33607
(813) 879-2827
(800) 282-0683

TTY: (813) 879-0386

Fax: (813) 876-5782

Ticketmaster

Tampa (813) 287-8844
St. Petersburg/Clearwater (727) 898-2100
Central Florida (407) 839-3900
Lakeland (863) 682-5300
Ft. Myers (941) 334-3309

www.ticketmaster.com

Raymond James Stadium



An instantly-recognizable Tampa Bay landmark, Raymond James Stadium includes some of the most unique stadium features in the world. It is a blend of modern design, classic appointments, state-of-the-art technology and historic influences that combine to create the most exciting and enjoyable game atmosphere in the National Football League. Some of the most extraordinary features include:

Buccaneer Cove

In an effort to expand and enhance the overall game experience at Raymond James Stadium, the Tampa Bay Buccaneers constructed a \$3 million pirate ship extravaganza called Buccaneer Cove. Located in the north end zone of the stadium, Buccaneer Cove encompasses 20,000 square feet and runs the entire length of the end zone concourse. The Cove features a weathered, two-story fishing village façade from which a wide variety of stadium concessions, ranging from standard fare to more authentic Tampa items, are offered. Scattered throughout the area are a variety of beach hut kiosks offering additional concessions and other game enhancements.

The centerpiece of Buccaneer Cove is the majestic, 103-foot-long ship, an authentic replica of an early 1800s pirate ship, arguably one of the most recognizable stadium features in the world.

The most menacing aspect of the pirate ship is its massive 9'x7' skull and crossed swords

facing the playing field which features huge, glowing red eyes and a mouth that breathes smoke. Additionally, eight cannons celebrate Buccaneer touchdowns by releasing thundering cannon fire, smoke, mini-footballs and a variety of Buc merchandise into the stands. The ship will also be complete with working rigging and a crew to raise and lower its huge 32'x50' sails.

Massive enough to be a striking image from any spot in the stadium, the majestic ship looms out over the the crowd in the north end zone.

- Ship Length103'
- Ship Weight43 tons
- Ship Height78'
- Bow Detail.....9'x7'
- Ship Width.....32'
- Swords16' each

The ship was constructed over a two-month period using, among others, the following materials:

- 5.5 tones of concrete
- 14 tons of steel
- 700 yards of sails
- 1 mile of rigging
- 300 feet of rope
- 60 gallons of paint
- 64,000 linear feet of wood trim



The ship's dock serves as an interactive entertainment area from which patrons enjoy the most unique vantage point in the National Football League. Adding to the festive atmosphere is a larger-than-life interactive talking parrot that sits perched at the ship's stern.

All areas of Buccaneer Cove and the Ship's facilities are ADA disabled ramp accessible so that all fans can benefit from this unique setting. With a full menu of food and beverages, plentiful facilities and an excellent view of the action on the field, Buccaneer Cove is as animated as the 19th-century pirate village after which it is modeled.

Buccaneer Cove was designed by HOK Studio E and constructed by The Nassal Company.

BucVision

BucVision, which features two massive videoboards at each end of Raymond James Stadium, is arguably the most sophisticated video and scoreboard system in the NFL.

The main attraction of BucVision is the sheer size of the two videoboards, each

measuring 24 feet high by 92 feet wide, which is significantly larger than conventional NFL scoring systems.

BucVision is not only larger, it is more technologically advanced. In addition to viewing plays from three different angles at each end of the field, fans are also treated to highlights from up to six games simultaneously from around the NFL before and after Buccaneer games, essentially transforming Raymond James Stadium into the world's largest sports bar.

Operated by more than 30 technicians, BucVision allows Tampa Bay to become the first professional team in any sport to show images through high-definition television (HDTV), the wide-screen television images which are revolutionizing the television industry. In addition to showing the network feeds, the system incorporates five in-house cameras that capture the festive atmosphere of Raymond James Stadium patrons.

The system also contains a crystal-clear sound system which enhances the gameday experience for general fans, club seat holders, and luxury suite patrons.

Who is Raymond James

There are those who claim to have met him...which is odd, because no one by the name of Raymond James exists. Never did. It's simply a combination of two names, Robert James, who founded the firm in 1962, and Edward Raymond, who sold his firm to Bob James in 1964. The James family is still very much a part of Raymond James. Bob's son, Tom, is the CEO and his two sons, Hunt and Court, are actively involved with the firm.

And although no one really knows a person by the name of Raymond James, the firm itself is very well known for:

- Being one of the largest U.S. investment firms with more than 2,100 offices.
- Having one of the top-rated equity research teams in the country.
- Being one of the largest employers in the Tampa Bay community.
- Having the distinction of being the first brokerage firm in the nation to buy the naming rights to an NFL stadium.



Thomas A. James, Chairman and CEO

Through its three investment firms, Raymond James & Associates, Raymond James Financial Services and Raymond James Ltd., the firm is located in all 50 of the United States, in Canada and in eight countries overseas.

Now celebrating its 40th anniversary, Raymond James still has its international headquarters in St. Petersburg, Florida. Throughout the last 40 years, the firm has built an international reputation as a leader in investment and financial planning for individuals, corporations and municipalities.

Raymond James Financial is a highly diversified financial services firm with its own insurance company, bank, trust companies, merchant banking, venture capital and asset management subsidiaries.

More than 3,000 Associates are employed at the firm's headquarters and more than 10,000 are affiliated with the firm worldwide. Raymond James has international offices in Argentina, Belgium, Canada, England, France, Germany, India, Switzerland and Turkey.

But Being First is Nothing New to Raymond James.

In 1998, when Raymond James decided to buy the naming rights to Tampa's new community stadium, it became the first investment firm in the United States to make such a bold move.

Raymond James is widely known as a firm of firsts. In addition to being one of the first firms to offer financial planning, it was among the first to affiliate an insurance agency in support of its financial planning process. It also became one of the first to offer clients the alternative of wrap-fee accounts and the first to provide investors with a "client Bill of Rights" a detailed explanation of an investor's rights and responsibilities.

In 1998, Raymond James achieved another first when it began offering investors exclusive mutual fund research with specific recommendations (highly recommended/hold-under review or not recommended) on load and no-load mutual funds and sectors.



The Raymond James Financial Center, the firm's sprawling headquarters complex, is situated on 55 acres in northeast St. Petersburg, right in the heart of the Tampa Bay area. Three fourth-story bridges connect the three towers. The bridge between Towers 2 and 3 is 320 feet long, making it one of the longest in Florida and a landmark in the area. The Financial Center houses the Tom and Mary James/Raymond James Financial Art Collection, the largest privately owned collection in the Southeast, and is surrounded by beautiful landscaping comprised entirely of plants and trees indigenous to Florida. A fourth tower is now under construction.

Raymond James is also one of the industry's front runners in financial services technology, offering clients a full array on online services including real time account access and online trading in alliance with his or her personal Financial Advisor.

Service Makes Raymond James Special

A key factor in the firm's success is its unswerving commitment to clients, embodied in its "Service 1st" philosophy.

Bob James, whose concern for people and their financial well-being was legendary, set this extraordinary standard for client service. The firm's commitment has only grown more resolute over the years as Tom has continued to stress his father's allegiance to client service.

The firm is also distinguished for its support of the communities in which its Associates live and work. In Tampa Bay alone, Raymond James is perennially one of the largest contributors to the United Way, sponsors major art events such as the Gasparilla Festival of the Arts, supports the Florida Orchestra, contributes to several important museums and assists many Tampa Bay educational institutions. Raymond James also encourages its

Associates around the world to participate enthusiastically in worthwhile volunteer activities that enrich their communities.

Work, Work, Play Environment

It's commonly known in the Tampa Bay area that people who choose to work for Raymond James remain with the firm. Many Associates have celebrated and surpassed their 20-, 25- and even 30-year anniversaries with the 40 year-old firm.

Raymond James works hard to find Associates who meet the firm's standards in terms of knowledge, aptitude, energy and service orientation. And, once those employees are on board, Raymond James works even harder to ensure that they stay with the company.

While the turnover rate is low, the firm's growth rate is tremendous. At any time, there are 50-100 openings at its headquarters. On average, the firm receives 20,000 applications a year and conducts nearly 4,000 interviews. Not surprisingly, a large percentage of new hires spring from Associate referrals.

Three key factors affect the high employee retention rate at Raymond James. They are



Raymond James' state-of-the-art trading floor sits atop miles of computer, phone and TV cabling under the floor. Wall-mounted monitors keep traders constantly apprised of breaking developments in the markets.

the firm's distinctive "work, work, play" environment, its flexibility with regard to work schedules and dress, and the educational opportunities the firm offers. In addition to its own on-site "university," Raymond James encourages Associates to continue advancing their educations by way of a generous tuition reimbursement program.

A Sight to Behold, the Tom and Mary James/Raymond James Financial Art Collection

Another benefit enjoyed by Associates at the Raymond James is the opportunity to enjoy magnificent art throughout The Raymond James Financial Center. The Tom and Mary James/Raymond James Financial Art Collection is one of the largest private collections in the Southeast and runs the gamut from Wall Street paintings by Leroy Neiman to stunning outdoor Indian bronzes by Dave McGary. The collection is maintained by a full-time curator who supervises Associate, client and community tours on a regular basis.

For the third consecutive year in 2002, the firm sponsored "Wildlife & Western

Reflections," a one-of-a-kind art show and sale featuring paintings and sculptures from nationally and internationally acclaimed wildlife and western artists. The show was held at its headquarters and was open to the public. The event featured 17 nationally and internationally recognized artists and more than 300 works of art – including paintings, bronzes and prints.

It may seem like a stretch for a firm that specializes in investment and financial planning and is noted for its art and community involvement to partner with the hard-hitting star of the National Football League, the Tampa Bay Buccaneers. But it's proven to be a good match.

Finances and Football - an Intelligent Mix

Tom believes that the national exposure of having the firm's name associated with one of the NFL's finest sports facilities pays big dividends in building brand identity beyond the boundaries of Florida.

The partnership between the Buccaneers and Raymond James has proven to be a good one. Several Buccaneers have interned at Raymond James to learn more about the corporate world and hone their business skills and more internships are planned. Others have joined the firm after retiring.

Raymond James is also working with Bucs Kicker Martin Gramatica on a special program, now in its third year, designed to benefit children's hospitals in the Tampa Bay area and other NFL cities in which the Bucs play. Since the program's inception, \$28,750 has been donated to children's hospitals around the country.

According to Tom, "we're proud to have our firm's name associated with the Buccaneers and look forward to growing that partnership by having our two teams work together to improve the community of Tampa Bay."

**For additional information
about Raymond James, please
visit our Web site:**

www.RaymondJames.com

Key facts: Raymond James Financial, Inc.

Description	An international diversified financial services holding company, headquartered in St. Petersburg, Florida, with subsidiaries engaged primarily in investment and financial planning.
Address	880 Carillon Parkway, St. Petersburg, Florida 727-567-1000
Web site	www.RaymondJames.com
Founded	August 16, 1962
Chairman	Thomas A. James
Ticker symbol	RJF
Exchange Listing	New York Stock Exchange
2001 revenues	\$1,657,844,000
Net income	\$96,410,000
Number of locations worldwide	2,100
International offices	Located in Buenos Aires, Argentina; Brugge, Brussels and Sombrefe, Belgium; Calgary, Toronto, Vancouver, Canada; London, England; Paris, France; Dusseldorf and Stuttgart, Germany; Mumbai, India; Geneva and Lausanne, Switzerland; and Istanbul, Turkey.
Corporate headquarters employees	3,000
Associates worldwide	10,000
Major subsidiaries	Raymond James & Associates Raymond James Financial Services Raymond James Ltd. Eagle Asset Management Heritage Asset Management Raymond James Bank, FSB Raymond James Trust Companies Planning Corporation of America Raymond James Capital Raymond James International Holdings

Bucs In the Community

The Tampa Bay Buccaneers owners, players, coaches and staff members support a variety of community programs. During the 2001 football season and the 2002 off-season, members from all areas of the Buccaneers organization donated significant amounts of time and funding to established charities, and several created their own philanthropic programs. The following is just a sample of the many community programs Buccaneers have supported over the past year:

- Pro Bowl LB **Derrick Brooks** received numerous awards for his charitable efforts regarding "Brooks' Bunch", a group of Boys & Girls Club members that he has worked with since joining the Buccaneers. Brooks received the National Consortium for Academics and Sports Civic Leader Giant Steps Award, the Hillsborough Education Foundation Educational Visionary Award and the National Conference for Community and Justice Silver Medallion Humanitarian Award. One of the reasons for the recognition that Brooks has received is the educational field trips through which Brooks rewards Boys & Girls Club members who have exhibited hard work and good behavior in school. To earn a spot on the trips, students are required to write essays, perform various research assignments and present a final essay to a panel of judges. All assignments, along with the students' attendance and behavioral marks during the classes, are tabulated and counted towards a final grade for the class. Students who complete their assignments, demonstrate good behavior and maintain their grades in school earn a ticket. Brooks' Bunch trips have included



Pro Bowl LB **Derrick Brooks** at Hoover Dam on his 2001 "Wild, Wild West" Brooks Bunch Adventure.

tours of the American West, South Africa, Washington, D.C., Atlanta and Ft. Lauderdale.

- During his fifth annual "Circle of Friends — Winter Week," formerly known as "Jerry's Journey," T **Jerry Wunsch** accompanied a group of pediatric cancer patients on a five-day ski trip to his hometown of Wausau, Wisconsin. Wunsch partnered with St. Louis Rams DE Grant Wistrom to host the trip, and the two brought together 34 young cancer patients from Tampa's Children's Cancer Center and from similar centers in St. Louis, Atlanta and Wisconsin. The Circle of Friends participated in cross-country and downhill skiing, dog sled and snowmobile rides, arts and crafts sessions and a sleigh ride through the country. Wunsch also created the Wunsch Family Foundation in the spring of 2001.



QB **Brad Johnson** and S **John Lynch** meet Colonel **Mike Coman** during their visit to MacDill Air Force Base.

- A contingent of Buccaneer players and officials — including General Manager **Rich McKay** and players **CB Ronde Barber**, **C Jeff Christy**, **G Russ Hochstein**, **QB Brad Johnson**, **S John Lynch**, **LB Shelton Quarles** and **WR Karl Williams** — visited MacDill Air Force base. The purpose of the visit was for the players to acknowledge the sacrifices that military personnel make without complaint in order to maintain the security of our country. The visiting Buccaneers. Signed autographs and distributed Buccaneers t-shirts and hats.

- Defensive Tackle **Anthony "Booger" McFarland** introduced his "Booger's Bucs



DT Anthony "Booger" McFarland receives a t-shirt and hat in appreciation for bringing his "Booger's Bucs Can Wait" program to Memorial Middle School.

Can Wait" program to Webb and Memorial Middle School. Each year, McFarland works with Hillsborough County Middle Schools to educate kids about making informed decisions about issues, such as smoking, drinking, using drugs and relationships. At the schools, he presents a video, passes out informational material and answers questions about how to handle the decision-making process and peer pressure. In 2000, McFarland introduced his program to Roland Park and Van Buren Middle Schools.

- In October, the Buccaneers introduced their "Tackle Math with the Buccaneers" initiative for Hillsborough and Pinellas County seventh graders. Tackle Math with the Buccaneers is a program designed to teach and reinforce the math skills of seventh grade students while providing an entertaining format for learning. The curriculum features math exercises with football themes for an entire school year. Every seventh grade math class in Hillsborough and Pinellas counties received the materials for the program, which include student playbooks, a coaches (teachers) manual, transparencies, an interactive CD ROM, a video introducing the program, and a Tackle Math poster.

- Buccaneers LB **Derrick Brooks**, G **Russ Hochstein**, S **Dexter Jackson**, G **Randall McDaniel** and LB **Al Singleton** spoke to kids, at the Belmont Heights Boys & Girls Club, about the importance of education and getting a college degree at the Buccaneers United Way Hometown Huddle. The Buccaneers also unveiled a poster featuring all of the Buccaneers who have earned their college degrees and awarded three essay contest winners \$1000 scholarships.

- During the 2001 season, the Tampa Bay Buccaneers established the **Buccaneers Rookie Club**. The objective of the Rookie Club was to involve the Buccaneer rookies, as a group, in charitable appearances throughout the season to help them learn more about their new community. Every month, throughout the season, the Rookie Club selects one Tuesday to make an appearance as a group. This season the Rookie Club made appearances at All Children's Hospital, where they met and signed autographs for the pediatric patients and Leslie Peters Residential Program, where they played basketball and talked about the importance or making the right choices in life. The Rookie



Rookie S John Howell gets ready to bowl, as kids from Big Brothers/Big Sisters look on.

Club also went bowling with kids from Big Brothers/Big Sisters and ran the Buccaneers Gatorade Football Clinic at the West Tampa Boys & Girls Club.

- Several Buccaneers, including G **Cosey Coleman**, S **David Gibson**, S **John Howell**, RB **Aaron Stecker** and TE **Todd Yoder** spent Halloween at the Children's Home. The Buccaneers carved pumpkins and decorated trick-or-treat bags with kids who live at the Children's Home.

- Center **Jeff Christy** continued "Brookwood Birthdays" program for the young girls who reside at Brookwood. Through the program, he and his wife, **Kris** send a birthday card, personalized birthday cake and a Target gift certificate to every Brookwood girl on her birthday.

- Kicker **Martin Gramatica** continued his relationship with Shriners Hospitals for Children by visiting young patients at the

Bucs In the Community

facility located on the University of South Florida campus. During his visits to the hospital he worked on arts and crafts projects with the kids, signed autographs and posed for photos.

- Several Buccaneers donated to Bay area charities by sponsoring on-field-incentive programs. Kicker **Martin Gramatica** sponsored "Kicking for Kids" in conjunction with Raymond James Financial. For every field goal Martin kicked at Raymond James Stadium, Raymond James Financial donated \$500 to various Bay area children's hospitals. For every field goal he kicked during a road game, Raymond James donated \$500 to that city's children's hospital. For each touchdown he made, Pro Bowl FB **Mike Alstott** contributed money to the Mike Alstott Fund, which benefits various Tampa Bay area children's charities. Through the "Tackles for Tampa Bay" program, Pro Bowl S **John Lynch** and his wife, Linda, donate \$100 per tackle, \$500 per interception and \$1,000 per sack that John makes to the John Lynch Foundation. Additionally, the Lynchs contribute \$1,000 per Buccaneers victory to the Foundation. Funds raised through "Tackles for Tampa Bay" support all of the John Lynch Foundation's programs, which benefit student athletes and Boys & Girls Club members. QB **Brad Johnson** works with the University of Phoenix and Saint Leo University to sponsor the "Quarterbacking for Education" program. For every touchdown Brad scores, running or passing, the University of Phoenix and Saint Leo University donate \$100 to the MacDill Education Council, Inc., a nonprofit foundation that promotes the continuation of higher education within the Armed Forces in the Tampa Bay area.

- Pro Bowl LB **Derrick Brooks** celebrated Thanksgiving with some of Tampa's underprivileged families by distributing Thanksgiving dinners to families whose children attend the Belmont Heights and Ybor City Boys & Girls Clubs. Brooks worked with Publix to give away 100 meals that included a Thanksgiving turkey, green beans, corn, potatoes, dinner rolls and desert. Rookie WR **Milton Wynn** also helped less fortunate families celebrate Thanksgiving by distributing 50 Thanksgiving dinner baskets to the residents of the Tampa Park Apartments.



QB Shaun King enjoys time with the kids at the Childs Park recreation Center.

Several Buccaneers players stuffed Thanksgiving food baskets at the Metropolitan Ministries holiday food tent. Players who participated in the annual event included K **Martin Gramatica**, CB **Corey Ivy**, RB **Aaron Stecker**, DE **Ellis Wyms**, TE **Todd Yoder** and Buccaneer Alumni **Paul Gruber** and **Randall McDaniel**.

- Several players celebrated the Christmas season with area children and families. For the fifth consecutive year, Pro Bowl FB **Mike Alstott** visited kids who reside at the Joshua House. At the event, Alstott interacted with the kids, signed autographs and ran the Gatorade Youth Football Clinic. Quarterback **Shaun King** celebrated Christmas with families whose children attend the Childs Park Recreation Center in St. Petersburg by providing them with holiday food baskets and Christmas trees. During his annual Christmas party, Pro Bowl LB **Derrick Brooks** distributed tennis shoes and gifts to the most needy members of the Belmont Heights and Ybor City Boys and Girls Clubs. Center **Jeff Christy** delivered a 52" TV to the youth who reside at Brookwood, a young women's residence. Christy also made a \$5,000 donation to the Metropolitan Ministries Holiday Food Tent. Pro Bowl S **John Lynch** and his wife **Linda**, hosted their fifth annual Christmas party for Hillsborough and Pinellas County Boys & Girls Club members, where they distributed gifts such as clothing, shoes and toys to children in need. Rookie T **Kenyatta Walker** donated \$8,000 to the Foster Angels of Hillsborough County and helped distribute gifts to foster parents at the Foster Angels distribution center. Walker donated the funds after hearing the Foster Angels storage facility was broken

into and robbed of \$15,000 worth of gifts. Pro Bowl WR **Keyshawn Johnson** hosted his annual "Key's Kids" holiday party for the 300 children who participated in his "Key's Kids" ticket program. The Key's Kids program is an effort to motivate misguided and under-served youth to achieve academic success. The incentive and reward based program recognizes and rewards students for achieving goals which will enhance their educational opportunities.



Pro Bowl S John Lynch distributes gifts at his annual Christmas party with the Boys & Girls Clubs of Tampa Bay.

- Linebacker **Shelton Quarles** served as Tampa's official spokesperson for the American Heart Walk, a national effort by the American Heart Association to help fight heart disease and stroke by raising money to support lifesaving research, programs and education. Quarles was the featured speaker at the American Heart Association's Leadership Breakfast/Team Captain Kickoff. He also appeared in an American Heart Walk public service announcement and helped promote the Walk to the Tampa Bay community via radio and television interviews.

- The Buccaneers continued the **NFL/Buccaneers Community Quarterback Award**, a national program that recognizes volunteers in the 31 NFL markets who demonstrate leadership, dedication and a commitment to bettering the community in which they live. The Buccaneers appointed a review committee made up of team representatives, media and community leaders to review nominations. Once selected, the Buccaneers and

NFL Charities made grants in the name of the winners to the non-profit organizations where they serve. Ten finalists received \$1,000 grants, two runners-up received \$2,500 grants, and one overall winner received \$10,000. The Buccaneers' overall winner was **Bill Strickland** of Shriners Hospital. Bill, who was paralyzed while working as a narcotics officer for the Hillsborough County Sheriff's Office, provides support and motivation for physically challenged children at the Shriners Hospital.



LB Shelton Quarles tosses out footballs at the American heart Walk Captains Kick-off Banquet.

- The Buccaneers selected the third **Student Advisory Board**, an all-student committee that brings together high school students to perform marketing and community service projects and develop their leadership skills in preparation for continuing their education. Student Advisory Board members serve as liaisons between the Buccaneers and their schools, and are responsible for working on community service projects and developing creative techniques to promote Buccaneer spirit at their high schools.

- The **Buccaneer Women's Organization**, a charitable group formed by the wives, fiancées and girlfriends of several Buccaneer players and coaches, hosted a Fall Festival for area children's charities. The event took place on the pirate ship and field at Raymond James Stadium and involved approximately 100 children ages 6-15 from Joshua House, the Children's Home, Brookwood, The Spring, the Lakeland Baptist Children's Home and Redlands Christian Migrant Association.

Bucs In the Community

At the festival, kids enjoyed arts and crafts, games, face painting, food and Buccaneers prizes. They also had the opportunity to participate in the Buccaneers Gatorade Junior Training Camp, a mini football clinic that gave them the opportunity to execute several football and agility drills.



Buccaneers Student Advisory Board members take a timeout from their volunteer work to visit with Captain Fear.

- The Buccaneers hosted the annual **Bank of America FanFest**, an event that gave fans the opportunity to meet and receive autographs from players and coaches. By purchasing autograph cards, fans helped raise funds for several Tampa Bay area charities. Fans also had the opportunity to participate in interactive games and attractions on the field, a question and answer session with Buccaneers coaches, photo opportunities with the Tampa Bay Buccaneers Cheerleaders and a complimentary photo by the Pirate Ship.

- The Buccaneers hosted an NFL-high number of charitable groups and school children at every home game as part of the game day ticket program. Buccaneers who hosted groups were Owner/President **Malcolm Glazer**, Pro Bowl FB **Mike Alstott**, Pro Bowl LB **Derrick Brooks**, C **Jeff Christy**, WR **Keyshawn Johnson**, Defensive Coordinator **Monte Kiffin**, QB **Shaun King**, Pro Bowl S **John Lynch**, G **Randall McDaniel**, DT **Anthony McFarland**, LB **Shelton Quarles**, DE **Simeon Rice** and T **Jerry Wunsch**.

- The Buccaneers were a Finish Line sponsor of the Susan G. Komen Tampa Bay Race for the Cure, a local component of the national event designed to raise funds for breast cancer education, screening and treatment programs. The Buccaneers had a team of

walkers that consisted of Buccaneer Women's Organization members, Student Advisory Board members and Buccaneer Cheerleaders.

- The Buccaneers teamed up with Checkers Drive-In Restaurants to sponsor the second annual "Bucs on the Beach" volleyball tournament, which featured appearances by Buccaneers players, coaches and cheerleaders, music and giveaway items. Several Buccaneers players, including Pro Bowl K **Martin Gramatica**, T **Jerry Wunsch**, S **Dexter Jackson** and TE **Todd Yoder** attended. A team of Buccaneers coaches and General Manager **Rich McKay** played the winning volleyball team. All proceeds generated through "Bucs on the Beach" went to the Spring of Tampa Bay and the Glazer Family Foundation.

- The Tampa Bay Buccaneers held their First Annual Kids Workshop & Safety Fest, with Pewter Partner Home Depot, at Raymond James Stadium. The event offered the first 2,000 kids in attendance the opportunity to build their own wooden pirate ship and take it home as a souvenir. Buccaneers LB **Derrick Brooks**, LB **Shelton Quarles**, T **Jerry Wunsch** and TE **Todd Yoder** were on hand to assist the kids with the building of their pirate ships and sign autographs.

- Tampa Bay Buccaneers players S **David Gibson**, TE **Damien Vaughn**, DE **Ron Warner**, and T **Jerry Wunsch** participated in the "Big Hearts for Little Hearts Valentine Carnival" at All Children's Hospital. At the carnival, the players enjoyed games, took pictures, sang karaoke and signed autographs for the children.



Carol Idzik paints the face of one of the many children who participated in the Buccaneers Women's Organization Fall Festival.

Training Camp

For the first time, the Buccaneers' training camp will be held at Disney's Wide World of Sports Complex in Lake Buena Vista, Florida.

Tampa Bay will become the first NFL team to conduct training camp at the sports complex at Walt Disney World Resort. Prior to this summer, the Buccaneers trained at the University of Tampa since 1987. Disney's complex, which is approximately one hour east of Tampa, provides the Buccaneers with practice fields, locker room, training room and many other first-class facilities.

DATES: The Buccaneers will report to training camp on Sunday, July 28 and begin practices on Monday, July 29. The club is scheduled to break camp on Wednesday, August 21 following a morning practice. All dates are subject to change.

PRACTICES: While Disney's Wide World of Sports complex has a daily admission for its events, Buccaneer practices at training camp, with the exception of the August 10th and August 11th practices with the Miami Dolphins, will be free to all fans and open to the public. Promotional coupons offering free admission will be available to fans for the practices with the Buccaneers and Dolphins. Exact details concerning the accessibility to these practices will be available at a later date.

MEDIA PARKING: The sports complex includes ample parking in excess of more than 3,500 spaces. Media parking will be available in the front two rows of the

parking lot. All parking locations are free of charge. The main lot offers handicap-accessible spaces closest to the sports complex main walkway.

DIRECTIONS TO DISNEY'S WIDE WORLD OF THE SPORTS COMPLEX:

FROM TAMPA

Take I-4 East to Exit 65 (Osceola Parkway). Take a left onto Victory Way. Park in the main lot and proceed to the main entrance.

FROM DOWNTOWN ORLANDO

Take I-4 West to Exit 65 (Osceola Parkway West). Take a left onto Victory Way. Park in the main lot and proceed to the main entrance.

DIRECTIONS TO THE FOOTBALL FIELDS AFTER ENTERING THE COMPLEX:

Media may get from the parking lot to the field by walking along the main sidewalk past the ballpark and the Milk House to the sports fields. Media may get from the parking lot to the press room by walking along the main sidewalk and taking a left into the ballpark. (There will be an open gate directly across from the main entrance to the All Star Cafe). The opening in the gate is adjacent to an elevator. Take the elevator to the fourth floor and the press box is just ahead to the right.

To get from the press box to the sports fields, take the elevator back down to the second floor. Exit the elevator and walk outside the ballpark gate. Walk past the ballpark and the All Star Cafe and then past the Milk House. The fields are down the stairs and directly ahead.

New Division Alignment

The NFL will expand to 32 teams this season with the addition of the Houston Texans. The league will realign for the first time since 1970 - into eight divisions of four teams each - and a new scheduling formula will guarantee for the first time that all teams play each other on a regular, rotating basis.

AFC EAST

Buffalo Bills
Miami Dolphins
New England Patriots
New York Jets

AFC NORTH

Baltimore Ravens
Cincinnati Bengals
Cleveland Browns
Pittsburgh Steelers

AFC SOUTH

Houston Texans
Indianapolis Colts
Jacksonville Jaguars
Tennessee Titans

AFC WEST

Denver Broncos
Kansas City Chiefs
Oakland Raiders
San Diego Chargers

NFC EAST

Dallas Cowboys
New York Giants
Philadelphia Eagles
Washington Redskins

NFC NORTH

Chicago Bears
Detroit Lions
Green Bay Packers
Minnesota Vikings

NFC SOUTH

Atlanta Falcons
Carolina Panthers
New Orleans Saints
Tampa Bay Buccaneers

NFC WEST

Arizona Cardinals
St. Louis Rams
San Francisco 49ers
Seattle Seahawks

Cheerleaders

Introduced into the NFL in 1976, the team's 32-member dance team are known as the Tampa Bay Buccaneers Cheerleaders. The squad is comprised of athletes, businesswomen, mothers and full-time college students. The squad makes approximately 300 community appearances every year for both non-profit organizations and corporate events. In addition to their volunteer work in the Bay area community, the Tampa Bay Buccaneers Cheerleaders make regular appearances all over the United States, serving as ambassadors for the Buccaneer organization. The team has performed in locations outside of the Bay area, including Asia, Canada, Egypt, Germany, California, Hawaii and Texas.

Cheerleading Coordinator Carole Wood enters her fifth season with the Buccaneers after serving as captain and guest choreographer for the Atlanta Falcons Cheerleaders from 1991 to 1997. Wood uses more than 20 years of cheerleading and dance experience to map out all the squad's pre-game and sideline dance routines, while also managing its day-to-day operations. Under Wood's guidance, the Tampa Bay Buccaneers are committed to creating a dynamic, exciting game day atmosphere for Buccaneers fans. Wood also manages

Captain Fear the Buccaneer, as well as the Pewter Pirates. Wood will also direct the Junior Program for the fifth consecutive season. At the conclusion of the program, participants will perform during one of the Buccaneers' NFL Halftime Shows.

Sandy Charboneau enters her second season with the Buccaneers as Cheerleading Assistant after performing as a member of the squad for seven seasons. Charboneau handles all community and corporate appearances.

For more information about the Tampa Bay Buccaneers Cheerleaders, log onto www.buccaneers.com or call (813) 870-2700.



Carole Wood:
*Cheerleading
Coordinator*



Sandy Charboneau:
*Cheerleading
Assistant*

2002 Tampa Bay Buccaneers Cheerleaders

Jennifer Abbott

Pharmacy Assistant

Kelly Aden

Special Education Major

LaKesha Bennett

Pharmacy Assistant

Michele Betancourt

Advertising Consultant

Angela Crawford

Business Major

Catherine Croake

Dance Instructor

Jessica Deauseault

Second Grade School Teacher

Tammy Denbo

Assistant State Attorney

Jessica Diaz

Dance/Arts Major

Danielle Dolen

Radio/TV Broadcasting Major

Kayla Drawdy

Mass Communication Major

Deanna Dutting

Industrial Technology Major

Amy Fleck

Meeting Planner

Dawnyale Foster

Speech Pathologist

Kimberly Giacinto

Financial Analyst

Andrea Gordillo

Speech Pathologist

Stacy Hager

Hair Stylist

Jennette Harshman

Mass Communications Major

Angel Haywood

Premed Major

Kelly Knight

Client Services Representative

Kimberly Kolinski

Mass Communications Major

Hope Michaels

Associates Retail Manager

Karen Olszyk

Technology Sales Consultant

Angel Reames

Administrative Specialist

Carissa Reimink

Finance Student

Carrie Riley

Interior Designer

Ayesha Robinson

Fifth Grade School Teacher

Amyra Shaheed

District Manager

Carla Thomas

Asset Management

Kristin Turner

Transition Support Specialist

Leigh Vollmer

Skin Esthetician

Kimberly Wingfield

Real Estate

Captain Fear, the Buccaneer



For Mascot Appearances, call 813.870.2700

Buccaneers' Preseason Television

For the 13th consecutive year and the 26th overall season, WTOG-TV (UPN-44) will serve as the official preseason television station for the Tampa Bay Buccaneers. WTOG-TV will provide live coverage of three of Tampa Bay's four preseason games. The station will also air a live pre-game show and halftime show from each preseason location.

T.J. Rives returns for his second season as the host of "Countdown to Kickoff," a live half-hour pre-game show airing 30 minutes prior to kickoff. Rives, who has spent the past four years (1999-2002) on Sportsradio 1010 The Team, is the morning host on "The Starting Lineup." Overall, Rives has worked in sports radio in the Bay area for the last decade. He has also handled play-by-play duties for the University of South Florida's men's basketball team for the last five years. WTOG's preseason package will feature live telecasts of three Buccaneers' contests beginning with the second game on Friday, August 16 at Jacksonville. Tampa Bay then hosts Washington on Saturday, August 24 at 8:00 p.m. before concluding its preseason slate at Houston on Friday, August 30 at 8:00 p.m.

Ron Jaworski will serve as the color analyst for the Buccaneers' preseason games. Jaworski has provided analysis on a myriad of NFL shows for ESPN the past 11 years, including NFL Monday Night Countdown, Edge NFL Matchup and NFL 2 Night. He is also a frequent contributor as a pre- and post-game reporter on NFL Sunday Countdown. Additionally, the former Philadelphia Eagles quarterback was nominated for an Emmy in 1996 for his work as the host of Eagles Game Day Live.

Joining Jaworski in the broadcast booth will be Dave Sims, who will handle the play-by-play duties for the sixth consecutive season. Sims is an Emmy award-winning announcer who has called college basketball action for CBS Sports during NCAA tournaments and regular season action with ABC, ESPN and the Big East/ Creative Sports Networks. Additionally, he serves as the play-by-play voice covering NFL regular season games and NCAA basketball on Westwood One Radio Network. Sims' other credits include Major League Baseball play-by-play announcing for ESPN and track and field coverage for NBC Sports at the 1988 Seoul Olympics and 1990 Goodwill Games. Sims is

currently in his fourth year as host of the Philadelphia Phillies Sunday pre-game show called "Phillies Weekly." He also hosts "Game Face," a live weekly talk show for New York Cablevision, and serves as the TV play-by-play voice of the Arena Football League's New Jersey Red Dogs.

Doug Graber will serve as a sideline reporter after serving as the color analyst for one Bucs' pre-season game last year. The former Bucs' defensive coordinator (1987-89) also currently works as the color analyst for the University of South Florida Bulls football program and spent 1997-98 working with USF, ESPN-Regional and SportsChannel. Before he entered the field of broadcasting, Graber worked since 1966 as a football coach at the high school, college and professional level. His coaching experience includes stints with Rutgers University (head coach, 1990-95), Kansas City Chiefs (secondary coach, 1983-86) and the Buccaneers. Graber coached NFL Europe's Frankfurt Galaxy during the spring of 2001 and 2002.

WTOG will host a weekly half-hour Buccaneers show scheduled every Saturday at 6:30 p.m. EDT during the regular season. The show, co-hosted by Rives and Graber, takes a look at the past week's game and a look ahead to the following week's opponent.



RON JAWORSKI



DAVE SIMS



DOUG GRABER



T.J. RIVES

Buccaneers' Radio Network

For the 12th consecutive year, WQYK-FM (99.5) will serve as the flagship station for the Tampa Bay Buccaneers' Radio Network. WQYK broadcasts all Buccaneer games in stereo with a 100,000-watt signal that blankets the Tampa Bay area. WQYK will also simulcast Buccaneer football on its sister station, 50,000-watt SportsRadio 1010 The Team.

For the past 11 years, WQYK has been the top-rated radio station in the Tampa Bay market. The station has consistently been an industry leader and has also been an active corporate participant in the Tampa Bay community. This season, WQYK's coverage will again include the pre-game show along with a post-game report.

Handling the play-by-play duties for the 14th straight season is Gene Deckerhoff. Considered one of the nation's premier play-by-play announcers, Deckerhoff has also served as the voice of Florida State University football and basketball for the past 22 years. Deckerhoff is the former play-by-play man for the USFL's Tampa Bay Bandits and also served as the sports director for WCTV-TV in Tallahassee. Deckerhoff is a five-time recipient of the Florida Sportscaster of the Year award.

Joining Deckerhoff for the fourth consecutive season will be former Buc Scot Brantley. Brantley played linebacker for the Buccaneers from 1980-87. The third-round pick from Florida racked up 622 career tackles, five sacks and eight interceptions. He has been a sports radio talk show host in the Bay Area for the past 12 years and is also the color analyst for University of Florida football. He

joined 1010 The Team in 1999.

Ronnie "Night Train" Lane begins his second season as Tampa Bay's sideline reporter. Lane is a 20-year broadcast veteran who previously served on the Buccaneers' broadcast team from 1986-89. Lane co-hosts a daily program on SportsRadio 1010 The Team with Brantley.

Buccaneer fans across the state can tune into Tampa Bay games thanks to the Buccaneers' Radio Network. Deckerhoff's descriptions of the action and all of the attending pre-game, halftime and post-game action are simulcast on at least 21 AM and FM stations in locations ranging from Gainesville (WGGG, 1230 AM) to Stuart (WSTU, 1450 AM).

Once again, Orlando fans can catch all the Buccaneer game day action on WQTM, 740 AM. A full list of Tampa Bay Buccaneers' Radio Network affiliates is in the box below.



GENE DECKERHOFF



SCOT BRANTLEY



RONNIE LANE

Buccaneers' Radio Network Affiliates

Asheville, N.C.	WTZK	1350 AM	Lakeland	WLKF	1430 AM
Brooksville	WWJB	1450 AM	Las Vegas, NV	KRLV	1340 AM
Crystal River	WXOF	96.3 FM	Leesburg/Tavares	WQBQ	1410 AM
Daytona Beach	WPUL	1590 AM	Melbourne	WIXC	1060 AM
Englewood	WENG	1530 AM	Ocala	WMOP	900 AM
Ft. Walton Beach	WFTW	1260 AM	Orlando	WQTM	740 AM
FT. Myers/Naples	WGUF	98.9 FM	Reno, NV	KPTT	630 AM
Gainesville	WGEG	1230 AM	Sarasota	WAMR	1320 AM
Homosassa Springs	WXCX	95.3 FM	Stuart	WSTU	1450 AM
Jacksonville	WZNZ	1460 AM	Tampa Bay	WQYK	99.5 FM
Lake City (5 Points)	WCJX	106.5 FM		WQYK	1010 AM
Lake Wales	WIPC	1280 AM			

2002 NFL Schedule

WEEK 1

Thursday, Sept. 5

San Francisco at N.Y. Giants, 8:30 p.m.

Sunday, Sept. 8

Arizona at Washington, 1:00 p.m.

Atlanta at Green Bay, 1:00 p.m.

Baltimore at Carolina, 1:00 p.m.

Detroit at Miami, 1:00 p.m.

Indianapolis at Jacksonville, 1:00 p.m.

Kansas City at Cleveland, 1:00 p.m.

Minnesota at Chicago, 1:00 p.m.

N.Y. Jets at Buffalo, 1:00 p.m.

Philadelphia at Tennessee, 1:00 p.m.

San Diego at Cincinnati, 1:00 p.m.

New Orleans at Tampa Bay, 4:15 p.m.

Seattle at Oakland, 4:15 p.m.

St. Louis at Denver, 4:15 p.m.

Dallas at Houston, 8:30 p.m.

Monday, Sept. 9

Pittsburgh at New England, 9:00 p.m.

WEEK 2

Sunday, Sept. 15

Chicago at Atlanta, 1:00 p.m.

Cincinnati at Cleveland, 1:00 p.m.

Detroit at Carolina, 1:00 p.m.

Green Bay at New Orleans, 1:00 p.m.

Jacksonville at Kansas City, 1:00 p.m.

Miami at Indianapolis, 1:00 p.m.

New England at N.Y. Jets, 1:00 p.m.

Tampa Bay at Baltimore, 1:00 p.m.

Tennessee at Dallas, 1:00 p.m.

Arizona at Seattle, 4:05 p.m.

N.Y. Giants at St. Louis, 4:05 p.m.

Buffalo at Minnesota, 4:15 p.m.

Denver at San Francisco, 4:15 p.m.

Houston at San Diego, 4:15 p.m.

Oakland at Pittsburgh, 8:30 p.m.

Monday, Sept. 16

Philadelphia at Washington, 9:00 p.m.

WEEK 3

Sunday, Sept. 22

Carolina at Minnesota, 1:00 p.m.

Cleveland at Tennessee, 1:00 p.m.

Dallas at Philadelphia, 1:00 p.m.

Indianapolis at Houston, 1:00 p.m.

Kansas City at New England, 1:00 p.m.

New Orleans at Chicago, 1:00 p.m.

N.Y. Jets at Miami, 1:00 p.m.

Buffalo at Denver, 4:05 p.m.

San Diego at Arizona, 4:05 p.m.

Green Bay at Detroit, 4:15 p.m.

Seattle at N.Y. Giants, 4:15 p.m.

Washington at San Francisco, 4:15 p.m.

Cincinnati at Atlanta, 8:30 p.m.

Monday, Sept. 23

St. Louis at Tampa Bay, 9:00 p.m.

Open date: Baltimore, Jacksonville,

Oakland, Pittsburgh

WEEK 4

Sunday, Sept. 29

Carolina at Green Bay, 1:00 p.m.

Chicago at Buffalo, 1:00 p.m.

Cleveland at Pittsburgh, 1:00 p.m.

Dallas at St. Louis, 1:00 p.m.

Houston at Philadelphia, 1:00 p.m.

Miami at Kansas City, 1:00 p.m.

New Orleans at Detroit, 1:00 p.m.

N.Y. Jets at Jacksonville, 1:00 p.m.

N.Y. Giants at Arizona, 4:05 p.m.

Tampa Bay at Cincinnati, 4:05 p.m.

New England at San Diego, 4:15 p.m.

Tennessee at Oakland, 4:15 p.m.

Minnesota at Seattle, 8:30 p.m.

Monday, Sept. 30

Denver at Baltimore, 9:00 p.m.

Open date: Atlanta, Indianapolis, San

Francisco, Washington

WEEK 5

Sunday, Oct. 6

Arizona at Carolina, 1:00 p.m.

Cincinnati at Indianapolis, 1:00 p.m.

New England at Miami, 1:00 p.m.

N.Y. Giants at Dallas, 1:00 p.m.

Oakland at Buffalo, 1:00 p.m.

Pittsburgh at New Orleans, 1:00 p.m.

Tampa Bay at Atlanta, 1:00 p.m.

Washington at Tennessee, 1:00 p.m.

Kansas City at N.Y. Jets, 4:05 p.m.

San Diego at Denver, 4:05 p.m.

Philadelphia at Jacksonville, 4:15 p.m.

St. Louis at San Francisco, 4:15 p.m.

Baltimore at Cleveland, 8:30 p.m.

Monday, Oct. 7

Green Bay at Chicago, 9:00 p.m.

Open date: Detroit, Houston,

Minnesota, Seattle

WEEK 6

Sunday, Oct. 13

Atlanta at N.Y. Giants, 1:00 p.m.

Baltimore at Indianapolis, 1:00 p.m.

Buffalo at Houston, 1:00 p.m.

Carolina at Dallas, 1:00 p.m.

Detroit at Minnesota, 1:00 p.m.

Green Bay at New England, 1:00 p.m.

Jacksonville at Tennessee, 1:00 p.m.

New Orleans at Washington, 1:00 p.m.

Pittsburgh at Cincinnati, 1:00 p.m.

Cleveland at Tampa Bay, 4:15 p.m.

Kansas City at San Diego, 4:15 p.m.

Oakland at St. Louis, 4:15 p.m.

Miami at Denver, 8:30 p.m.

Monday, Oct. 14

San Francisco at Seattle, 9:00 p.m.

Open date: Arizona, Chicago, N.Y. Jets,

Philadelphia

WEEK 7

Sunday, Oct. 20

Buffalo at Miami, 1:00 p.m.

Carolina at Atlanta, 1:00 p.m.

Chicago at Detroit, 1:00 p.m.

Denver at Kansas City, 1:00 p.m.

Jacksonville at Baltimore, 1:00 p.m.

Minnesota at N.Y. Jets, 1:00 p.m.

Seattle at St. Louis, 1:00 p.m.

San Francisco at New Orleans, 1:00 p.m.

Tampa Bay at Philadelphia, 1:00 p.m.

Houston at Cleveland, 4:05 p.m.

San Diego at Oakland, 4:05 p.m.

Dallas at Arizona, 4:15 p.m.

Washington at Green Bay, 4:15 p.m.

Monday, Oct. 21

Indianapolis at Pittsburgh, 9:00 p.m.

Open date: Cincinnati, New England,

N.Y. Giants, Tennessee

WEEK 8

Sunday, Oct. 27

Atlanta at New Orleans, 1:00 p.m.

Chicago at Minnesota, 1:00 p.m.

Cleveland at N.Y. Jets, 1:00 p.m.

Detroit at Buffalo, 1:00 p.m.

Oakland at Kansas City, 1:00 p.m.

Pittsburgh at Baltimore, 1:00 p.m.

Seattle at Dallas, 1:00 p.m.

Tampa Bay at Carolina, 1:00 p.m.

Tennessee at Cincinnati, 1:00 p.m.

Arizona at San Francisco, 4:05 p.m.

Denver at New England, 4:15 p.m.

Houston at Jacksonville, 4:15 p.m.

Indianapolis at Washington, 8:30 p.m.

Monday, Oct. 28

N.Y. Giants at Philadelphia, 9:00 p.m.

Open date: Green Bay, Miami, San

Diego, St. Louis

WEEK 9

Sunday, Nov. 3

Baltimore at Atlanta, 1:00 p.m.

Cincinnati at Houston, 1:00 p.m.

Dallas at Detroit, 1:00 p.m.

Minnesota at Tampa Bay, 1:00 p.m.

New England at Buffalo, 1:00 p.m.

Philadelphia at Chicago, 1:00 p.m.

Pittsburgh at Cleveland, 1:00 p.m.

Tennessee at Indianapolis, 1:00 p.m.

N.Y. Jets at San Diego, 4:05 p.m.

San Francisco at Oakland, 4:15 p.m.

St. Louis at Arizona, 4:15 p.m.

Washington at Seattle, 4:15 p.m.

Jacksonville at N.Y. Giants, 8:30 p.m.

Monday, Nov. 4

Miami at Green Bay, 9:00 p.m.

Open date: Carolina, Denver, Kansas

City, New Orleans

2002 NFL Schedule

WEEK 10**Sunday, Nov. 10**

Atlanta at Pittsburgh, 1:00 p.m.
 Cincinnati at Baltimore, 1:00 p.m.
 Detroit at Green Bay, 1:00 p.m.
 Houston at Tennessee, 1:00 p.m.
 Indianapolis at Philadelphia, 1:00 p.m.
 New Orleans at Carolina, 1:00 p.m.
 N.Y. Giants at Minnesota, 1:00 p.m.
 San Diego at St. Louis, 1:00 p.m.
 Seattle at Arizona, 4:05 p.m.
 Washington at Jacksonville, 4:05 p.m.
 Kansas City at San Francisco, 4:15 p.m.
 New England at Chicago, 4:15 p.m.
 Miami at N.Y. Jets, 8:30 p.m.

Monday, Nov. 11

Oakland at Denver, 9:00 p.m.
 Open date: Buffalo, Cleveland, Dallas,
 Tampa Bay

WEEK 11**Sunday, Nov. 17**

Arizona at Philadelphia, 1:00 p.m.
 Baltimore at Miami, 1:00 p.m.
 Buffalo at Kansas City, 1:00 p.m.
 Cleveland at Cincinnati, 1:00 p.m.
 Dallas at Indianapolis, 1:00 p.m.
 Green Bay at Minnesota, 1:00 p.m.
 New Orleans at Atlanta, 1:00 p.m.
 Pittsburgh at Tennessee, 1:00 p.m.
 Washington at N.Y. Giants, 1:00 p.m.
 Carolina at Tampa Bay, 4:05 p.m.
 San Francisco at San Diego, 4:05 p.m.
 Denver at Seattle, 4:15 p.m.
 Jacksonville at Houston, 4:15 p.m.
 N.Y. Jets at Detroit, 4:15 p.m.
 New England at Oakland, 8:30 p.m.

Monday, Nov. 18

Chicago at St. Louis, 9:00 p.m.

WEEK 12**Sunday, Nov. 24**

Atlanta at Carolina, 1:00 p.m.
 Buffalo at N.Y. Jets, 1:00 p.m.
 Cincinnati at Pittsburgh, 1:00 p.m.
 Cleveland at New Orleans, 1:00 p.m.
 Detroit at Chicago, 1:00 p.m.
 Green Bay at Tampa Bay, 1:00 p.m.
 Jacksonville at Dallas, 1:00 p.m.
 Minnesota at New England, 1:00 p.m.
 San Diego at Miami, 1:00 p.m.
 Tennessee at Baltimore, 1:00 p.m.
 Kansas City at Seattle, 4:05 p.m.
 Oakland at Arizona, 4:05 p.m.
 N.Y. Giants at Houston, 4:15 p.m.
 St. Louis at Washington, 4:15 p.m.
 Indianapolis at Denver, 8:30 p.m.

Monday, Nov. 25

Philadelphia at San Francisco, 9:00 p.m.

WEEK 13**Thursday, Nov. 28**

New England at Detroit, 12:30 p.m.
 Washington at Dallas, 4:05 p.m.

Sunday, Dec. 1

Arizona at Kansas City, 1:00 p.m.
 Atlanta at Minnesota, 1:00 p.m.
 Baltimore at Cincinnati, 1:00 p.m.
 Carolina at Cleveland, 1:00 p.m.
 Chicago at Green Bay, 1:00 p.m.
 Miami at Buffalo, 1:00 p.m.
 Pittsburgh at Jacksonville, 1:00 p.m.
 Tennessee at N.Y. Giants, 1:00 p.m.
 Denver at San Diego, 4:05 p.m.
 Houston at Indianapolis, 4:05 p.m.
 Seattle at San Francisco, 4:15 p.m.
 St. Louis at Philadelphia, 4:15 p.m.
 Tampa Bay at New Orleans, 8:30 p.m.

Monday, Dec. 2

N.Y. Jets at Oakland, 9:00 p.m.

WEEK 14**Sunday, Dec. 8**

Atlanta at Tampa Bay, 1:00 p.m.
 Buffalo at New England, 1:00 p.m.
 Cincinnati at Carolina, 1:00 p.m.
 Cleveland at Jacksonville, 1:00 p.m.
 Houston at Pittsburgh, 1:00 p.m.
 Indianapolis at Tennessee, 1:00 p.m.
 N.Y. Giants at Washington, 1:00 p.m.
 San Francisco at Dallas, 1:00 p.m.
 St. Louis at Kansas City, 1:00 p.m.
 Detroit at Arizona, 4:05 p.m.
 New Orleans at Baltimore, 4:05 p.m.
 Philadelphia at Seattle, 4:05 p.m.
 Denver at N.Y. Jets, 4:15 p.m.
 Oakland at San Diego, 4:15 p.m.
 Minnesota at Green Bay, 8:30 p.m.

Monday, Dec. 9

Chicago at Miami, 9:00 p.m.

WEEK 15**Sunday, Dec. 15**

Baltimore at Houston, 1:00 p.m.
 Carolina at Pittsburgh, 1:00 p.m.
 Indianapolis at Cleveland, 1:00 p.m.
 Jacksonville at Cincinnati, 1:00 p.m.
 Minnesota at New Orleans, 1:00 p.m.
 N.Y. Jets at Chicago, 1:00 p.m.
 Oakland at Miami, 1:00 p.m.
 San Diego at Buffalo, 1:00 p.m.
 Seattle at Atlanta, 1:00 p.m.
 Tampa Bay at Detroit, 1:00 p.m.
 Washington at Philadelphia, 1:00 p.m.
 Kansas City at Denver, 4:05 p.m.
 Dallas at N.Y. Jets, 4:15 p.m.
 Green Bay at San Francisco, 4:15 p.m.
 Arizona at St. Louis, 8:30 p.m.

Monday, Dec. 16

New England at Tennessee, 9:00 p.m.

WEEK 16**Saturday, Dec. 21**

Miami at Minnesota, 1:30 p.m.
 San Francisco at Arizona, 5:00 p.m.
 Philadelphia at Dallas, 8:30 p.m.

Sunday, Dec. 22

Buffalo at Green Bay, 1:00 p.m.
 Chicago at Carolina, 1:00 p.m.
 Detroit at Atlanta, 1:00 p.m.
 Houston at Washington, 1:00 p.m.
 New Orleans at Cincinnati, 1:00 p.m.
 N.Y. Giants at Indianapolis, 1:00 p.m.
 San Diego at Kansas City, 1:00 p.m.
 Tennessee at Jacksonville, 1:00 p.m.
 St. Louis at Seattle, 4:05 p.m.
 Cleveland at Baltimore, 4:15 p.m.
 Denver at Oakland, 4:15 p.m.
 N.Y. Jets at New England, 8:30 p.m.

Monday, Dec. 23

Pittsburgh at Tampa Bay, 9:00 p.m.

WEEK 17**Saturday, Dec. 28**

Philadelphia at N.Y. Jets, 1:30 p.m.
 Kansas City at Oakland, 5:00 p.m.

Sunday, Dec. 29

Atlanta at Cleveland, 1:00 p.m.
 Baltimore at Pittsburgh, 1:00 p.m.
 Carolina at New Orleans, 1:00 p.m.
 Cincinnati at Buffalo, 1:00 p.m.
 Dallas at Washington, 1:00 p.m.
 Miami at New England, 1:00 p.m.
 Minnesota at Detroit, 1:00 p.m.
 Tennessee at Houston, 1:00 p.m.
 Jacksonville at Indianapolis, 4:05 p.m.
 Arizona at Denver, 4:15 p.m.
 Green Bay at N.Y. Jets, 4:15 p.m.
 Seattle at San Diego, 4:15 p.m.
 Tampa Bay at Chicago, 8:30 p.m.

Monday, Dec. 30

San Francisco at St. Louis, 9:00 p.m.

All Times Eastern

Postseason

Wild Card Weekend
 January 4-5, 2003

Divisional Playoffs
 January 11-12, 2003

Conference Championships
 January 19, 2003

Super Bowl XXXVII
 San Diego, California
 January 26, 2003

AFC-NFC Pro Bowl
 Honolulu, Hawaii
 February 3, 2003

Future Buccaneers Schedules

2003

Intraconference by Division
 Interconference by Division
 Intraconference by Position

HOME

Dallas
 N.Y. Giants
 Houston
 Indianapolis
 NFC North

AWAY

Philadelphia
 Washington
 Jacksonville
 Tennessee
 NFC West

2004

Intraconference by Division
 Interconference by Division
 Intraconference by Position

HOME

San Francisco
 Seattle
 Denver
 Kansas City
 NFC North

AWAY

Arizona
 St. Louis
 Oakland
 San Diego
 NFC East

2005

Intraconference by Division
 Interconference by Division
 Intraconference by Position

HOME

Chicago
 Detroit
 Buffalo
 Miami
 NFC East

AWAY

Green Bay
 Minnesota
 New England
 N.Y. Jets
 NFC West

2006

Intraconference by Division
 Interconference by Division
 Intraconference by Position

HOME

Philadelphia
 Washington
 Baltimore
 Cincinnati
 NFC West

AWAY

Dallas
 N.Y. Giants
 Cleveland
 Pittsburgh
 NFC North

2007

Intraconference by Division
 Interconference by Division
 Intraconference by Position

HOME

Arizona
 St. Louis
 Jacksonville
 Tennessee
 NFC East

AWAY

San Francisco
 Seattle
 Houston
 Indianapolis
 NFC North

2008

Intraconference by Division
 Interconference by Division
 Intraconference by Position

HOME

Green Bay
 Minnesota
 Oakland
 San Diego
 NFC West

AWAY

Chicago
 Detroit
 Denver
 Kansas City
 NFC East

2009

Intraconference by Division
 Interconference by Division
 Intraconference by Position

HOME

Dallas
 N.Y. Giants
 New England
 N.Y. Jets
 NFC North

AWAY

Philadelphia
 Washington
 Buffalo
 Miami
 NFC West

2002 Opponents



MIAMI DOLPHINS

August 12 at Tampa
 Head Coach: Dave Wannstedt
 Public Relations: Harvey Greene
 Stadium: Pro Player Stadium
 Phone: (954) 452-7010



JACKSONVILLE JAGUARS

August 16 at Jacksonville
 Head Coach: Tom Coughlin
 Public Relations: Dan Edwards
 Stadium: ALLTEL Stadium
 Phone: (904) 633-6000



WASHINGTON REDSKINS

August 24 at Tampa
 Head Coach: Steve Spurrier
 Public Relations: Michelle Tessier
 Stadium: FedEx Field
 Phone: (703) 726-7000



HOUSTON TEXANS

August 30 at Houston
 Head Coach: Dom Capers
 Public Relations: Tony Wylie
 Stadium: Reliant Stadium
 Phone: (832) 200-2002



NEW ORLEANS SAINTS

September 8 at Tampa
December 1 at New Orleans
 Head Coach: Jim Haslett
 Public Relations: Greg Benschel
 Stadium: Superdome
 Phone: (504) 733-0255



BALTIMORE RAVENS

September 15 at Baltimore
 Head Coach: Brian Billick
 Public Relations: Kevin Byrne
 Stadium: PSINet Stadium
 Phone: (410) 654-6200



ST. LOUIS RAMS

September 23 at Tampa
 Head Coach: Mike Martz
 Public Relations: Rick Smith
 Stadium: Dome at America's Center
 Phone: (314) 982-7267



CINCINNATI BENGALS

September 29 at Cincinnati
 Head Coach: Dick LeBeau
 Public Relations: Jack Brennan
 Stadium: Paul Brown Stadium
 Phone: (513) 621-3550



ATLANTA FALCONS

October 6 at Atlanta
December 8 at Tampa
 Head Coach: Dan Reeves
 Public Relations: Aaron Salkin
 Stadium: Georgia Dome
 Phone: (770) 965-3115



CLEVELAND BROWNS

October 13 at Tampa
 Head Coach: Butch Davis
 Public Relations: Todd Stewart
 Stadium: Cleveland Browns Stadium
 Phone: (440) 891-5000



PHILADELPHIA EAGLES

October 20 at Philadelphia
 Head Coach: Andy Reid
 Public Relations: Derek Boyko
 Stadium: Veterans Stadium
 Phone: (215) 463-2500



CAROLINA PANTHERS

October 27 at Carolina
November 17 at Tampa
 Head Coach: John Fox
 Public Relations: Charlie Dayton
 Stadium: Ericsson Stadium
 Phone: (704) 358-7000



MINNESOTA VIKINGS

November 3 at Tampa
 Head Coach: Mike Tice
 Public Relations: Bob Hagan
 Stadium: Hubert H. Humphrey Metrodome
 Phone: (612) 828-6500



GREEN BAY PACKERS

November 24 at Tampa
 Head Coach: Mike Sherman
 Public Relations: Lee Rimmel
 Stadium: Lambeau Field
 Phone: (920) 496-5700



DETROIT LIONS

December 15 at Detroit
 Head Coach: Marty Mornhinweg
 Public Relations: Matt Barnhart
 Stadium: Ford Field
 Phone: (313) 216-4000



PITTSBURGH STEELERS

December 23
 Head Coach: Bill Cowher
 Public Relations: Ron Wahl
 Stadium: Heinz Field
 Phone: (412) 432-7800



CHICAGO BEARS

December 29 at Champaign
 Head Coach: Dick Jauron
 Public Relations: Scott Hagel
 Stadium: Soldier Field
 Phone: (847) 295-6600

Media Policies and Gameday Information

Interview Requests: All interview requests for Tampa Bay Buccaneers players, coaches, executives or staff members should be directed to the Communications Department. Interviews to be conducted by phone must be arranged at least two days in advance and will be subject to availability. Head Coach Jon Gruden will address the media directly after the team's afternoon practice on Wednesday and Thursday and will make a weekly conference call each Wednesday to speak with the opposing team's media. Gruden's scheduled day-after-game press conference during the regular season will be at 11:00 a.m. at One Buccaneer Place.

Open Locker Room Periods: The Buccaneers' locker room is open for accredited media each Wednesday and Thursday for one hour. Selected Buccaneer players will also be available to the media following workouts on Monday and Friday, with the assistance of team communications personnel. Times for the open locker room session are available by contacting the communications department at (813) 870-2700. Players and coaches are not available for interviews on Tuesdays.

Practice Regulations: Times for the team's weekly practices are available by calling the Buccaneers' communications department. All practices are closed to the media. Media, still photographers and videographers may attend the first 15 minutes of practice. A member of the Buccaneers' communications department will escort the media back to the practice field after the conclusion of the team's afternoon practice to conduct interviews with head coach Jon Gruden and other members of the coaching staff. Buccaneer players will not be available for interviews after practice.

Game Credentials: Credential requests are honored for accredited media on specific assignment and must be made through the Buccaneers' communications department. Credentials will not be issued to writers or photographers working on a free-lance basis unless the request is made by a recognized publication or news organization. Season-long credentials are issued in August; game-by-game credentials must be requested at least one week prior to

each home game. All credential requests must be submitted to the Communications Department, One Buccaneer Place, Tampa, FL 33607, or by fax at (813) 878-0813.

Press Releases: The Buccaneers' weekly press release, including updated statistics, player bios, etc., may be obtained in the team's press facility at One Buccaneer Place or on the internet at www.buccaneers.com in the media center. To access the media center, please contact the communications department for a user name and password. The team's weekly injury report, which is first released on Wednesday and updated on Thursday and Friday, can be found in the same locations.

GAMEDAY INFORMATION

Entry: The media entrance at Raymond James Stadium is located near Dock D on the the southwest corner of the facility. The entrance to the media lobby can be found just north of the southwest ramps and just south of the television truck parking area. The press box and television and radio booths may be reached via a media-dedicated elevator on the east side of the lobby.

Will Call: Members of the media needing to pick up their pass at the game will find the media will call area just inside the media entrance at Dock D. Ticket will call is located on the south end of the stadium, accessible from the outside between Ramps C and D.

Phones: Media needing a phone on gameday must contact Tom Galloghy of Sprint (813-249-3043) prior to the day of the game. If you do not place an order prior to the day of the game, you will be responsible for any charges from Sprint for setting up these services on gameday.

Locker Room Access: Both team locker rooms will be open to press bearing the proper credentials following the NFL-mandated 10-minute cooling-off period. The media elevator will transport members of the press that wish to visit the locker room at a designated time in the fourth quarter. To reach either locker room from the press box, simply take the elevator to the ground level and follow the corridor running parallel to the field's west sideline. NOTE: No interviews of players for either team are allowed on the field following the game.

2002 Pewter Partners



Bank of America



RAYMOND JAMES
FINANCIAL



2002 Schedule

PRESEASON

MON	AUG	12	MIAMI	8:00 PM
Fri	Aug	16	at Jacksonville	7:00 PM
SAT	AUG	24	WASHINGTON	8:00 PM
Fri	Aug	30	at Houston	8:00 PM

REGULAR SEASON

SUN	SEPT	8	NEW ORLEANS	4:15 PM
Sun	Sept	15	at Baltimore	1:00 PM
MON	SEPT	23	ST. LOUIS	9:00 PM
Sun	Sept	29	at Cincinnati	4:05 PM
Sun	Oct	6	at Atlanta	1:00 PM
SUN	OCT	13	CLEVELAND	4:15 PM
Sun	Oct	20	at Philadelphia	1:00 PM
Sun	Oct	27	at Carolina	1:00 PM
SUN	NOV	3	MINNESOTA	1:00 PM
Sun	Nov	10	BYE WEEK	
SUN	NOV	17	CAROLINA	4:05 PM
SUN	NOV	24	GREEN BAY	1:00 PM
Sun	Dec	1	at New Orleans	8:30 PM
SUN	DEC	8	ATLANTA	1:00 PM
Sun	Dec	15	at Detroit	1:00 PM
MON	DEC	23	PITTSBURGH	9:00 PM
Sun	Dec	29	at Chicago	8:30 PM

ALL TIMES EASTERN

www.Buccaneers.com

For the latest Buccaneers news and information