

1977

MEDIA GUIDE



1977 HOUSTON OILERS

NFL SCHEDULE



Day	Date	Opponent	Site	Game Time
PRE-SEASON				
Mon.	Aug. 8	Oakland Raiders	Oakland, Cal.	8 P.M. (CDT)
Sun.	Aug. 14	Baltimore Colts	Astrodome	2:45 P.M. (CDT)
Sat.	Aug. 20	Chicago Bears	Astrodome	8 P.M. (CDT)
Mon.	Aug. 29	San Francisco 49ers	Astrodome	8 P.M. (CDT)
Sat.	Sept. 3	Dallas Cowboys	Astrodome	8 P.M. (CDT)
Sat.	Sept. 10	New Orleans Saints	New Orleans, La.	7 P.M. (CDT)

CHAMPIONSHIP SEASON

Sun.	Sept. 18	New York Jets	Astrodome	3 P.M. (CDT)
Sun.	Sept. 25	Green Bay Packers	Green Bay, Wis.	1 P.M. (CDT)
Sun.	Oct. 2	Miami Dolphins	Miami, Fla.	12:00 P.M. (CDT)
Sun.	Oct. 9	Pittsburgh Steelers	Astrodome	1 P.M. (CDT)
Sun.	Oct. 16	Cleveland Browns	Astrodome	1 P.M. (CDT)
Sun.	Oct. 23	Pittsburgh Steelers	Pittsburgh, Pa.	12:00 P.M. (CDT)
Sun.	Oct. 30	Cincinnati Bengals	Cincinnati, O.	12:00 P.M. (CST)
Sun.	Nov. 6	Chicago Bears	Astrodome	1 P.M. (CST)
Sun.	Nov. 13	Oakland Raiders	Oakland, Cal.	3 P.M. (CST)
Sun.	Nov. 20	Seattle Seahawks	Seattle, Wash.	3 P.M. (CST)
Sun.	Nov. 27	Kansas City Chiefs	Astrodome	1 P.M. (CST)
Sun.	Dec. 4	Denver Broncos	Astrodome	1 P.M. (CST)
Sun.	Dec. 11	Cleveland Browns	Cleveland, O.	12:00 P.M. (CST)
Sun.	Dec. 18	Cincinnati Bengals	Astrodome	1 P.M. (CST)

NOTE: ALL TIMES LISTED ARE HOUSTON TIME



HOUSTON OILER TRAINING CAMP INFORMATION
STEPHEN F. AUSTIN STATE UNIVERSITY
NACOGDOCHES, TEXAS 75961
TELEPHONE NUMBERS

General Office	(713) 569-7766
Adrian Burk	(713) 569-8107
Pat Pepler	(713) 569-7685
Public Relations	(713) 569-0415
(Bob Ellis)	(713) 569-6164
Assistant Coaches	(713) 569-7766
Photographic Services	(713) 569-0036
(Ronnie Brown-Keith Few)	(713) 569-7766
Trainers	(713) 569-7766
(Charlie Henry-Jerry Meins)	(713) 569-8565
Equipment Manager (Greg Doramus)	(713) 569-7766
	(713) 569-1140
Camp Mailing Address:	P.O. Box 6212
	Stephen F. Austin Station
	Nacogdoches, Texas 75961
<i>(The team, staff, and media will be quartered in Dorm Fourteen)</i>	



More publications available at:

www.retroseasons.com/library/



HOUSTON OILERS CLUB DIRECTORY & INFORMATION

Owner-President	K.S. "Bud" Adams, Jr.
Senior Vice President	Ladd K. Herczeg
Assistant to the President-General Counsel .	Adrian M. Burk
Head Coach-General Manager	O.A. "Bum" Phillips
Assistant General Manager	Pat Pepler
Defensive Coordinator	Ed Biles
Offensive Coordinator	Ken Shipp
Assistant Coaches	Andy Bourgeois, Joe Bugel, King Hill, Richie Petitbon, Wade Phillips
Business Manager	Lewis Mangum
Controller	Bob Boen
Assistant Controller	L. Wayne Fisher
Director of Public Relations	Jack Cherry
Assistant Public Relations	Bob Ellis
Director Speakers Bureau-Group Sales . . .	Walt Schlinkman
Assistant Ticket Manager	Rick Nichols
Club Scouts	George Blackburn Bill Groman
Associate Trainers	Charlie Henry Jerry Meins
Equipment Manager	Greg Doramus
Assistant Equipment Manager	Ed Temple
Director Photographic Services	Ronnie Brown
Photographic Services Assistant	Keith Few
Still Photography	Lou Witt
Club Address	6910 Fannin, P.O. Box 1516 Houston, Texas 77001
Club Telephone	(713) 797-9111
Public Relations	(713) 797-1272 (Office) (713) 498-3616 (Home)
Stadium-Capacity-Surface	THE ASTRODOME 50,000, Astro turf

SECRETARIES

Ann Smith	K.S. "Bud" Adams, Jr.
Joyce Bailey	Ladd Herczeg
Dania Fisher	O.A. "Bum" Phillips Pat Pepler
Margaret Wicke	Coaches
Mary K. Clark	Public Relations
Doris Sands	Receptionist
Sherri Landrum	Ticket Office
Jean Perry	Ticket Office

MEDICAL STAFF

Dr. Tom Cain	Team Physician
Dr. Robert H. Fain	Team Physician
Dr. Roy Bell	Team Dentist

Published by
HOUSTON OILERS, INC.

Edited by
Jack Cherry, Public Relations Director
Bob Ellis, Ass't. Public Relations Director

Printed by
GULF COAST GRAPHICS
4650 Beechnut
Houston, Texas 77096

TABLE OF CONTENTS

The 1977 Houston Oiler Fact Book is divided into four color-coded sections for your assistance in quickly finding the information that you desire. We hope that this format meets with your approval and that it will make your duties easier.

1977 Schedule	Inside Front Cover
Training Camp Directory	Inside Front Cover
President-Owner, K.S. "Bud" Adams, Jr	3 - 4
General Manager-Head Coach, O.A. "Bum" Phillips	5 - 7, 9
Football Staff	9 - 18
Front Office	21 - 29
1977 Player Profiles	30-66
Final 1976 Team & Individual Statistics	67 - 69
Player Career Statistics	71 - 79
1977 Numerical Roster	80
Final 1976 Depth Chart	81 - 82
Pronunciation Guide	83 - 84
All Time Coaches Roster	85
Houston Oiler 1977 Roster	Foldout
1977 Oiler Opponents	1 - 15
1976 Season In Review	16 - 29
All-Time Series Results	30 - 34
All-Time Pre-Season Scores	36
All-Time Regular Season Scores	37 - 41
Oiler Historical Highlights	1 - 9
Oiler Championship Games	10 - 12
Oiler All-Time Draft Lists	13 - 18
All-Pro Oilers	19
Oiler Leaders By Years	20 - 21
All-Time Roster	22 - 25
Oiler Individual Records	26 - 31
Oiler Team Records, Offense	32 - 38
Oiler Team Records, Defense	39 - 41
Oilers-Opponent Long Plays	42 - 43
The Last Time	44 - 45
Houston in the NFL Manual	46 - 48
Attendance Figures	49 - 50
1976 Final NFL Standings	1
1977 NFL Player Personnel Data	2 - 4
NFL The Breaking Form	5
1977 Complete NFL Schedule	6 - 9

BUD & BUM





K. S. "Bud" ADAMS, Jr. President - Owner

The name Kenneth Stanley Adams, Jr. has been synonymous with sports and diversified business interests in the Southwest for over twenty years.

One of the conceivers and founders of the American Football League back in 1959, Bud Adams had played a major role in bringing big league sports to the city of Houston and the Gulf Coast area.

As sole owner of the Houston Oilers since the team's inception, Adams has seen his team win two AFL championships and four division titles since 1960.

Although professional football has been the dominant force in Adams' sports endeavors, he was a stockholder in the Houston Sports Association and worked diligently to bring major league baseball to Houston. He also fielded a basketball team — Ada Oilers — in the powerful National Industrial Basketball League and has been involved in professional boxing at various times.

Sports and football in particular, is only one of his many successful endeavors. On February 22, 1946, Bud Adams started his business career in Houston after serving 3 years in the Navy Air Corp during World War II.

On June 3, 1947, his company was incorporated under the laws of the State of Delaware, as Ada Oil Company. Through an exchange offer effective March 31, 1974, Ada Resources, Inc. was formed.

Today, Bud Adams is the owner of Bud Adams Enterprises, and president and chairman of Ada Resources, Inc. — the keystone of Adams' interests.

Adams heads a business complex of 15 companies engaged in the oil business, farming and ranching, automobile sales, real estate, securities and several other related interests. He just recently opened a 26-story Doctors Center, the first phase of one of the finest medical complexes in the Southwest.



K.S. "Bud" Adams, Jr., with four of the lovely ladies from the San Jan Dancers who will be a part of all of the 1977 Houston Oiler pre-game festivities. From left to right are: Charlene Wilkerson of Pasadena, Laurie Miller of Deer Park, Mr. Adams, Dana Murphy of Pasadena, and Jenifer Maurer of Humble.

One of Adams' farming interests is the River Garden Farms Company, one of the largest irrigated farms in the United States, located in the Sacramento River Valley of California.

Born in Bartlesville, Oklahoma, Adams attended grade and junior high schools in that city and later went to Culver Military Academy, where he won letters in football, basketball and baseball.

Majoring in petroleum engineering, Adams attended his first year of college at Menlo College in Menlo Park, California. He won letters in football and rugby.

In 1941, Adams transferred to the University of Kansas to continue his studies in petroleum engineering. He also lettered in football and was a member of Sigma Chi Fraternity.

While at Kansas, Adams joined the Naval Reserve and in 1944 was selected for Officer Midshipman School and was later commissioned an ensign in the U. S. Naval Reserve. After further training, Adams joined a Pacific Fleet Carrier Aircraft Service Unit, where he was an engineering officer at an aviation repair installation.

Following V-J Day, Adams was sent to a Naval Air Station in Norman, Oklahoma, and later to Washington, D. C. as an aide to the Commanding Officer of the U. S. Navy's Congressional Liaison Office. He was later honorably discharged in 1946.

After his discharge, Adams moved to Houston, entered the oil business and became one of the city's leading sports figures.

In recognition of his knowledge and experience, Adams was named to the board of trustees of the Pro Football Hall of Fame in Canton, Ohio. He participates in a wide variety of civic and charitable activities and has been honored as Houston's "Salesman of the Year", "Sportsman of the Year", and "Westerner of the Year."

O.A. PHILLIPS

Head Coach — General Manager

In January of 1975, O.A. "Bum" Phillips was named the Head Coach and General Manager of the Houston Oilers. At the time he was an "unknown" to football fans throughout the nation, but was hardly "unknown" to the men in the coaching fraternity.

And, now Bum isn't an "unknown" to anyone.

His Houston Oilers made a run at the Pittsburgh Steelers in the AFC Central Division in his first season, and on the way they captured the imagination of fans around the country who were pulling for Bum and his hustling football team.

The Oilers didn't quite make it to the playoffs in 1975—the 10-4 record marked the first time since the playoffs were initiated that ten wins didn't qualify a team—but the Oilers came of age, and Bum became the toast of the NFL.

Who is this man who won the hearts of his players and the admiration of fans everywhere?

Paul "Bear" Bryant says of Bum, "He has a keen football mind, knows how to deal with and motivate people, and has a great deal of football imagination." Darrell Royal calls him "a coach's coach whose defensive innovations have spread throughout the country." Hayden Fry says, "He is a great teacher because he takes into consideration the mental and physical limitations of each individual player and then motivates them to perform well above their capabilities. He cares for his players as if they were his own children."

And, University of Houston coach Bill Yeoman said, "Bum's extreme professional qualifications and dedication to the game are unequalled."

The crew-cut, folksy, sit-a-spell coach of the Oilers sluffs off the credit for success. "It's the people who play the game and the assistant coaches who get them ready. That is what wins football games," Bum declares.

It is rather ironic that if Bum had not had a squabble with a supervisor at his refinery job, following a three year tour of combat with the Marines in World War II, the Oilers might not be blessed with his talents today.

When told to donate to a certain charity, Bum declined, asking instead to be able to donate to another charity. He was told no, so Bum said, "In that case, tell the man at the gate to have my check ready. I'm leaving."

Newly married, 21-years old, equipped with a high school diploma and untrained for anything but jungle warfare, Bum left the plant wondering what he was going to do.

"My idea of a permanent job was to hire on at a refinery and work there until I retired. That's what just about everyone else in our part of the country did after high school."

"I had no idea what to do after I quit. I just climbed into my pickup and started driving home.

"On the way I passed Lamar College (now Lamar University). There were some people practicing football. I stopped to watch, and the coach came over and asked me if I was interested in trying out. I told him I was just watching."

The coach persuaded Phillips to try out, then talked him into accepting a scholarship.

"I really wasn't that interested," Bum recalls. "I figured it would be something to do until I got a good job."

That was 32 years ago and Bum, now 53, has risen to the top level of the coaching profession. Opposing coaches wish Bum had made the donation.

Bum—the nickname was bestowed on him by his younger sister Edrina whose attempts to say brother emerged as "Bumble" and later, when her vocabulary improved, to "Bum"—doesn't care about images. He is just himself.

He wears cowboy boots, western style clothes, is a super countrywestern music lover, but that isn't anything new just because he is now in the limelight. He's always been that way.

He hates to lose, but the few times it happens, he takes the blame. He loves to win, but after every Oiler win, he refuses the credit, giving it instead to his staff and players.

Bum loves his family, his life, and his job. His wife Helen is the mother of Bum's six children. Three are still at home, Dee Jean, 19; Andrea, 17; and Kim Ann, 10. They have three married children, Susan Reeves of Orange, Cicely Springer of Houston, and son Wade, an assistant coach with the Oilers.

Bum says he learned to appreciate life during the war.

"You'd talk to someone one day, and he'd be dead the next. Maybe even the same day."

"Somebody didn't walk up to you and say, 'Oh, so-and-so's dead,' either. You'd see the fellow. I hope people today don't have to see death to appreciate life."

Oh yeah, there is one thing we forgot to tell you about Bum.

He's a real softie. Anytime his two year old grand-daughter Tracy can't get what she wants from her parents Laurie and Wade Phillips, she knows just where to go—and like grandpa, she's got one heckuva winning percentage.



For more information on Bum, see page 9.



HAPPINESS IS WINNING!

**HOUSTON OILERS
FOOTBALL STAFF**





O.A. "Bum" PHILLIPS
Head Coach & General Manager

PROFESSIONAL: Named head coach of the Houston Oilers January 25, 1975 Appointed additional duties and title of General Manager on February 14, 1977 succeeding Sid Gillman in both capacities Named defensive coordinator of the Houston Oilers March 7, 1974 Was defensive coordinator of the San Diego Chargers, 1967-71.

COLLEGE: Head coach at University of Texas at El Paso 1962 . . . Defensive coordinator at University of Houston 1965-67 Assistant coach at Texas A&M 1957 Defensive coordinator at Southern Methodist University 1972 Defensive coordinator at Oklahoma State University 1973.

PERSONAL: Born September 29, 1923 in Orange, Texas Played high school football at Beaumont French High School Played college football at Lamar Junior College and Stephen F. Austin State University Combat veteran of the U.S. Marine Corps during World War II Coached high school football at Nederland, Texas, Port Neches, Texas, Amarillo, Texas and Jacksonville, Texas Voted Texas Pro Coach of the Year in 1975 He and his wife Helen are the parents of six children, two married daughters, Susan Reeves of Orange, Texas and Cicely Springer of Houston, one married son, Wade, defensive line coach with the Oilers, and three daughters at home, Dee Jean, 19, Andrea, 17, and Kim Ann, 10.

For more information on Bum, see page 5.

ED BILES
Defensive Coordinator



PROFESSIONAL: Initiated NFL career with New Orleans Saints in 1969 as Administrative Coordinator under head coach Tom Fears The following season he was named defensive backfield coach In 1971 Biles joined the New York Jets as an assistant coach, '72 and '73 he coached the Jets defensive backs working under Weeb Ewbank In February, 1974,

Biles came to the Houston Oilers as a defensive assistant, the following year head coach Bum Phillips named Biles defensive coordinator. . . . Tutoed safety Burgess Owens with the Jets to a first team berth on the All-NFL Rookie team Has played a big role in the development of free agent Ted Washington who is rated among the top linebackers in pro ball As defensive coordinator with the Oilers, Houston's defense finished the 1975 season first in the National Football League in rushing defense with allowing just 3.4 yards a play The Oilers finished 8th in the NFL in passing defense in 1976 allowing just 137 yards a game The club finished 4th in the NFL in quarterback sacks in 1975 with 45, and 3rd in 1976 with 50, both club records Three Oiler players have won all-pro honors under Biles in the past two campaigns, outside linebacker Robert Brazile, middle guard Curley Culp, and defensive end Elvin Bethea.

COLLEGE: Began his collegiate coaching career as Freshmen coach at Xavier of Ohio in 1956 Served as an assistant until 1962 when he was named to the head coaching post Compiled an overall 40-27-3 record Named Catholic Coach of the Year in 1965 after Xavier finished with an 8-2 record While at Xavier, he coached future NFL greats Dan Abramowicz, WR, and OG John Shanners, the Saints 1st draft choice in '69 and presently playing with the Cincinnati Bengals. . . . Guided Xavier University's Freshman team to a four year 16-4 record including a pair of unbeaten and untied campaigns.

PERSONAL: Born in Glendale, Ohio Four sport standout at Reading High in Reading, Ohio Football, baseball, basketball and track Attended Miami University on an athletic scholarship Played under Ara Parseghian and was a teammate with John McVay present head coach of the New York Giants While at Miami he served as baseball coach and as a graduate assistant football coach Has lectured at numerous clinics throughout the nation Enjoys golf Married to the former Jackie Price of Covington, Kentucky Four children; Jim, Jay, Mike and Sharon Resides in Missouri City, Texas.

KEN SHIPP

Offensive Coordinator

PROFESSIONAL: Started NFL career with St. Louis Cardinals in 1968 as quarterback and receivers coach under head coach Charlie Winner Highly instrumental in developing QB Jim Hart, the most proficient passer in St. Louis history and worked closely with receivers Jackie Smith and John Gilliam After three seasons in St. Louis, 1968-

69-70, Shipp joined the New Orleans Saints as QB and receivers coach under J.D. Roberts Tutored Archie Manning his first two years in the NFL Manning finished second in the League in yards gained passing his second season In 1973, Shipp joined the New York Jets as QB and receivers coach under Weeb Ewbank In 1974 new head coach Charlie Winner named Shipp his offensive coordinator Shipp served as head coach of the Jets for the final five games of the 1975 season With New York he worked very closely with Joe Namath and receivers Rich Caster and Jerome Barkum In 1976 he moved to the Detroit Lions where he was the offensive coordinator and QB and receivers coach under Rick Forzano Shipp coached in the Canadian Football League for one year, 1959-60, at Montreal under Perry Moss as QB and receivers coach In January 1977, Houston coach Bum Phillips named Shipp offensive coordinator for the Oilers.

COLLEGE: Began college coaching career at Middle Tennessee in 1951 as receivers coach Moved to Trinity in 1953 and served as receivers coach through 1957 In 1958, he tutored the receivers at Florida State, working with Tony Romeo before he joined the New England Patriots and became one of the AFL's standout tight ends In 1961 Shipp joined the staff at Tulsa, where he recruited Howard Twilley from Galena Park High in Houston and assisted in the acquisition of QB Jerry Rhome Twilley and Rhome established a complete new slate of NCAA passing records, led the Hurricanes to the Missouri Valley Conference Title in 1962 and the Bluebonnet Bowl Title in '64 In 1963 Shipp served as QB and receivers coach at South Carolina working with QB Dan Reeves who later became an All-Pro running back and is presently an assistant coach with the Dallas Cowboys In 1968 and 70 Shipp coached the QB's and receivers at Miami, Florida, working under Charlie Tate He was with Miami in '68 when they were ranked Number 1 in the nation through most of the season and played in the Blue Bonnet Bowl The following year Miami went on to win the Liberty Bowl.

PERSONAL: Born in Murfreesboro, Tennessee Played football and baseball at Central High in Murfreesboro Attended Middle Tennessee State University on an athletic scholarship Hobbies: golf, tennis and swimming Resides in Quail Valley, Texas.

ANDY BOURGEOIS

Offensive Backs



PROFESSIONAL: Joined the Oilers in 1973 as special teams coach Moved to offensive backfield in '74.

COLLEGE: Coached the receivers at TCU in 1971-72 Tutored the Tulane freshmen team in 1970.

PERSONAL: Spent nine highly successful years in high school sports as a Athletic Director and head coach Began coaching at St. Aloysius

High in Vicksburg, Mississippi, served for four years, 1961 through 1964, as Athletic Director and Head Coach for football and track While at St. Aloysius his team won the Mississippi Catholic School Championship In 1965 he moved to Cor Jesu High in New Orleans as AD and initiated their athletic program Served as AD and head football coach for four years before Cor Jesu consolidated with St. Aloysius in New Orleans and became Brother Martin High He coached football and served as AD at Brother Martin for one year Born in New Orleans, Louisiana Attended St. Aloysius High, standout three sport performer, football, baseball, and track Matriculated at LSU, earned scholarship as a football walk-on Played on LSU's 1958 National Champions and in the '59 and '60 Sugar Bowls Was a two year member of LSU's famed Chinese Bandits Senior year was a two-way starter (DB and WR) All-SEC Third Baseman and two-year captain Clinic Director for Bud Wilkinson and Duffy Daugherty Kodak Football Clinics in New Orleans Received BS from LSU in Education, Masters in Guidance and Counseling from Loyola of New Orleans in '70 Hobbies: golf and duck hunting Married to the former Lola White of Jackson, Mississippi Three children, Troy, Blake and Drew Resides in Houston.



JOE BUGEL

Offensive Line



PROFESSIONAL: Joined the Oilers in January, 1976, as offensive line coach Was with the Detroit Lions past two seasons, worked under coach Rick Forzano Served as offensive line coach and running game coordinator While with the Lions Bugel helped develop two players who were named on the All-NFL Rookie Team, Lyn Boden (OG) and David

Hill (TE) During his two year stint the Lions moved from 14th in total offense in the NFC to 5th.

COLLEGE: Began coaching with his alma mater Western Kentucky in 1964 under Jim Feix Served as offensive coordinator and later was assistant head coach and recruiting supervisor The Hilltoppers led the NCAA Division II in total offense twice and were two-time runner-ups for the National Title, 1965 and '66 In 1970 Bugel moved to the United States Naval Academy where he was offensive line coach for four years under Rick Forzano In 1974 he joined Earl Bruce's staff at Iowa State as defensive line coach In 1975 Bugel literally moved in with Ohio State mentor Woody Hayes He joined the Buckeye staff as offensive line coach and resided with the Hayes' family Bugel worked with three first team All-Americans, Doug France (Drafted No. 1 by Los Angeles), Kurt Schumacher (Drafted No. 1 by New Orleans) and Steve Meyers (Drafted by Detroit).

PERSONAL: Born in Pittsburgh, Pennsylvania Munnhall High, All-State selection Played guard, fullback and linebacker Played in Big 33 game Two year starter in basketball Attended Western Kentucky on a football scholarship Four year starter, All-American in '64, played guard and MLB Named Top Lineman in Ohio Valley Conference in '63, named All-Conference twice Selected Top Lineman by teammates Two year captain Played in Tangerine Bowl, WK defeated Coast Guard Academy coached by Otto Graham Received BS in physical education, Masters in guidance and counseling At graduation he was the Senior Athlete with the highest academic standing Married to the former Brenda Sage of Nashville, Tennessee Three children, Angie, Holly and Jennifer Resides in Missouri City, Texas.



KING HILL

Receivers



PROFESSIONAL: Joined Houston as a scout in 1970 Started 1971 as a scout but worked with the Oilers quarterbacks the final half of the season Will tutor the receivers this season Selected as bonus pick (First player chosen) by Chicago Cardinals in the 1958 NFL draft Played twelve years in the NFL Four with the Cardinals, seven and

and a half with the Philadelphia Eagles and one half season with the Minnesota Vikings Best season was '63, completed 91 of 186 for 1213 yards and 10 TD's Finished career with a 42.2 yard punting average Throughout career always had his best games against the Dallas Cowboys Served as Vice President of the Players Association and was team rep for 11 years Served on the Executive Committee which negotiated the first collective bargaining agreement between the players and the NFL.

COLLEGE: A three sport standout at Rice All-American QB, seeded second on the golf team behind Jay Riviere and a three year starter on the basketball team Played QB and DB for three years Shared QB duties with Frank Ryan Teammates included WR Buddy Dial and OT J.D. Smith Tutored under coach Jess Neely Named football MVP by teammates and Houston Post MVP Captain in College All-Star game Played in '58 Hula Bowl against Pro's, intercepted one pass against idol Tobin Rote Recently inducted into the Rice Hall of Fame.

PERSONAL: Born in Hamilton, Texas Brazosport High, All-State in football and basketball and also played with the golf and baseball teams Tied the Freeport Country Course record, 64, as a teenager and was heavily recruited by the University of Houston on a golf scholarship Enjoys music in general Married to the former Sharon Alexander of Fort Worth, Texas The Hills' have one child, Cody and reside in Houston, Texas.





RICH PETITBON

Defensive Secondary

PROFESSIONAL: Initiated coaching career with the Oilers in 1974 when he joined Houston as the defensive backs coach Selected in the second round of the 1959 draft by the Chicago Bears Was one of the premier defensive backs in the NFL for 14 years Played 10 seasons with the Bears, two with Los Angeles Rams and two with Washington Red-

skins Holds five Chicago interception records Best season was 1963; eight interceptions, named all-Pro and was a defensive leader on the Bears NFL Championship Team Played in four Pro-Bowls In the '68 Pro-Bowl his 70 yard TD interception return spearheaded the West to a 38-20 victory Played with the Rams in '69 when they were the NFC's Western Division Titlelist and was a member of the '73 Washington Super Bowl squad Finished career with 48 interceptions, for 801 yards and three TD's.

COLLEGE: Attended Tulane on a football scholarship All-SEC QB Participated in track Selected MVP by teammates Sports Illustrated Player of the Week MVP in Oyster Bowl Played with RB Tommy Mason.

PERSONAL: Born in New Orleans, Louisiana Jesuit High Played football and ran tack Selected All-City QB and team won State Championship in '53 Hobbies: golf and tennis Married to the former Beverly Fuglem of Minneapolis, Minnesota Three children, Hope, Richard and Vicki Leigh Resides in Houston.





WADE PHILLIPS

Defensive Line

PROFESSIONAL: Joined the Oilers in 1976 as linebacker coach Will oversee the defensive line this season.

COLLEGE: Began coaching career at his alma mater Houston in 1969 under Bill Yeoman as freshmen coach and assistant linebacker coach In 1970 he moved to Orange, Texas High where he served as defensive coordinator for three years

Phillips joined the coaching staff at Oklahoma State in '73 under Jim Stanley At OSU he tutored the defensive ends and linebackers and was heavily involved in recruiting and scouting In '74 the Oklahoma State defense finished first in the conference in pass defense, second in total defense and participated in their first bowl game in 16 years defeating Brigham Young University in the Fiesta Bowl In 1975 Phillips was the defensive line coach at Kansas working under Bud Moore While serving at Kansas he worked with DE Mike Butler, selected in the first round of the '77 draft by the Green Bay Packers, and the Jayhawks snapped the long Oklahoma winning streak with a 23-3 victory in Norman, Oklahoma Kansas played in the Sun Bowl that year bowing to Pittsburgh

PERSONAL: Born in Orange, Texas All-District quarterback and middle linebacker at Port Neches Groves High Also a standout with the basketball and baseball squads Attended the University of Houston on an athletic scholarship Started three years (30 consecutive games) for Houston teams that lost only seven times during that span Teammates included Elmo Wright and Royce Berry Received BS degree in physical education and speech Son of Oiler head coach Bum Phillips Enjoys country and western music Married to the former Laurie Nunez of Port Neches, Texas The Phillips' have one daughter, Tracy, and reside in Missouri City, Texas.

ASSISTANT COACH WADE PHILLIPS (BUM'S SON) ON WHAT WOULD HE DO IF AN ERROR WAS TRACED TO HIS COACHING:

"If something goes wrong, I'll just plead hereity."



JERRY MEINS
Associate Trainer

Meins has been with the Oilers since 1974 when he was named strength coach. Before joining the Oilers, he was the assistant trainer at the University of Southern California for four years. While at Southern Cal, he worked with the 1972 National Champion football team, two Rose Bowl squads and four baseball Championship teams. Meins also served as head trainer at Pueblo

High in Tucson, Arizona. A native of Hawarden, Iowa, he received a BA degree in physical education from the University of North Iowa and his Masters from the University of Arizona. Meins was in the initial Athletic Training Class in a Masters Program at Arizona. He is a Certified Athletic Trainer and a member of the Southwest Athletic Trainers Association. Jerry, whose main hobby is training dogs for Field Trials, won his first ribbon this past May. He is a bachelor and resides in Houston.



CHARLIE HENRY
Associate Trainer

Henry has been with the Oilers since 1973, when he was named Assistant Trainer. Henry is a graduate of Lamar University where he was a student trainer for four years. Prior to joining the Oilers, he was head trainer at Port Neches-Groves High for two years and Anahuac High for two years. Henry, a native of Groves, Texas, is a Certified Athletic Trainer and a member

of the Southwest Athletic Trainers Association. When he joined the Oilers, he was the first full-time assistant trainer in the clubs history. Charlie and his wife, the former Peggy Wilborn of Anahuac, Texas, have two daughters, Candy and Amy, and reside in Sugarland, Texas, where he is an active Deacon in the First Baptist Church.



GREG DORAMUS

Equipment Manager

Doramus joined the Oilers Public Relations department in 1973 after a two-year stint with the San Diego Chargers as Assistant Equipment Manager and Special Projects Coordinator. In '74 he moved into the ticket office handling player engagements and group sales. In 1975 Bum Phillips named Doramus Equipment Manager. Doramus, a member of the Southwest Athletic Trainers Association, is a native of Corpus Christi, Texas. He attended Texas A&I where he served as trainer and equipment manager and received his BBA and Teachers Certificate in business. During the off season, he coached the Oilers basketball squad to a perfect 15-0 record. Greg is married to the former Sharon Mihalko of San Antonio, Texas, who is presently teaching math at Pearland High. The Doramus' reside in Houston.



EDDIE TEMPLE

Equipment Assistant

Temple, a native of New Braunfels, Texas, joined the Oilers equipment department prior to the opening of training camp. He attended Stephen F. Austin University where he was equipment manager for the football team for four years. Temple resides in Houston, Texas.





**HOUSTON OILERS
FRONT OFFICE**



ADRIAN BURK

Assistant to the
President/General Counsel



Burk joined the Houston Oilers in his present capacity in February of 1976, but is not a new name on the Oiler or football scene, having been a part of football as a player, coach, official, and administrator. After a brilliant prep career at Gaston High School in Joinerville, Texas, Burk played tailback, wingback, and defensive back as well as

handling the punting chores on the 1946 Kilgore Junior College National Champions who played in the first ever Little Rose Bowl in Pasadena, California. In that game Burk grabbed off four interceptions. He also was captain of the Kilgore College State Championship teams in basketball and track. Burk then moved on to Baylor University where he won All-American honors and was the nation's top collegiate passer in 1949 and a number one draft pick of the Baltimore Colts in 1950. Burk also pitched and played first base for the Bears and is a member of the Baylor Sports Hall of Fame. Burk is a co-holder of the National Football League record for most touchdown passes in a single game, seven, set against Washington (10-17-54) while playing for the Philadelphia Eagles. He also became the 12th player in NFL history in 1954 to throw for twenty touchdown passes in a single season, and played in the 1955 and 1956 Pro Bowl Games. In 1951, Burk served as backfield coach at the University of Florida. Earning his law degree in the off season, he was a trial attorney for Vinson, Elkins Law Firm from 1957 to 1968 and left private practice to join the Oilers. As an official in the National Football League, he was a member of the crew that worked football's longest game, the playoff battle between Kansas City and Miami on Christmas Day, 1971. A co-founder of the Houston Touchdown Club, Burk assisted K.S. "Bud" Adams, Jr. in setting up the Oiler organization in 1959 and 1960 and was instrumental in the signing of many players to their first Oiler contracts, including Heisman Trophy winner and LSU great Billy Cannon. The 49 year old Burk is married to the former Neva Nelle Wright of Henderson, Texas and is Chairman of the Board of Trustees, Deacon and Adult Bible Study teacher at Westbury Baptist Church in Houston.



LADD K. HERCZEG

Senior Vice-President

Herczeg joined the Oilers organization in March of 1976 in the dual role of Financial Vice-President of Bud Adams Enterprises, Inc. (parent company) and the Houston Oilers. Shortly thereafter he was elected to the Oilers Board of Directors. In January, 1977, Herczeg was elevated to the post of Senior Vice-President of both companies and elected to the

Enterprise's Board of Directors. A native of Cleveland, Ohio, Herczeg played high school football at Cleveland Benedictine and earned a football scholarship to the University of Hawaii, but after one year transferred to Ohio State University where he graduated third in his class June, 1968, with a B.S. degree in Accounting. Upon graduation, he joined Arthur Andersen & Co., an international CPA firm, where he earned his Certified Public Accountant Certificate before being inducted into the U.S. Army in May, 1969. His nineteen months of active duty included a one-year tour of duty in South Vietnam. Herczeg rejoined Arthur Andersen & Co. in February, 1971 and was promoted to Audit Manager in 1975. During his tenure with the Company, he was involved with clients in numerous industries including the Cleveland Browns, Inc. The 31-year-old Herczeg is a member of the American Institute of Certified Accountants, Beta Gamma Sigma and the Pacesetters of Ohio State University. His primary duties with Bud Adams Enterprises include overall responsibility of the financial area, long range planning and development of management personnel for the company and all its affiliates including the Houston Oilers, Inc. Herczeg is married to the former Kathleen M. Vinson of Bedford, Ohio, and resides in Missouri City, Texas, a suburb of Houston.

PAT PEPPLER

Assistant General Manager



Pat Pepler joined the Houston Oilers organization on February 2, 1977 as assistant general manager and brings a wealth of professional football experience to the post, and has played a vital role in the molding of four Super Bowl championship teams. A 1948 graduate of Michigan State University where he played football, basketball and baseball, Pepler launched a coaching career in East Lansing, Michigan

after a brief stint in pro baseball before moving into the collegiate ranks as an assistant coach at North Carolina State University for eight years. After a one-year tour with Wake Forest University, Peppler joined Vince Lombardi at Green Bay as Director of Player Personnel, and put the pieces in place during the golden era of the Packers that saw them winning the NFL title in 1965, and back-to-back Super Bowl titles in 1967 and 1968. During his tenure at Green Bay Peppler also served as the club's assistant general manager. In 1971 he became the Director of Pro Scouting for the Miami Dolphins and twice more (1973 and 1974) shared in the glory of consecutive Super Bowl championships. A native of Baltimore, Maryland, Peppler moved on to Atlanta to begin the monumental task of rebuilding the Falcons as the team's General Manager, and last season assumed the role as head coach for the latter part of the season, and stunned the football world with consecutive wins over Dallas and San Francisco. The quick-witted and personable Peppler is the father of six children, Mrs. Greg (Pamela) Nickoli, 28; Susan, 26; Walter, 24; Terry, 21; John, 16; and Jim, 14.



JACK CHERRY

**Director of
Public Relations**

Cherry, 42, came to the Oilers as Director of Media Services in July, 1975 and was named Director of Public Relations in January, 1977. After graduating from Xavier University, Ohio, he attended Ohio State University's Journalism and Radio-TV graduate school. He then began his career as a sports writer for the Columbus Ohio

Evening Dispatch and the Daily Call in Piqua, Ohio. After serving as Sports Editor for the Eagle Gazette in Lancaster, Ohio, Cherry was named Sports Information Director at his alma mater Xavier (O.) University. He served as the Musketeers SID from 1958 till '72 when he was appointed Assistant Sports Information Director at Louisiana State University. In 1973, he was the Sports Information Director at Kansas University, and in 1974, he joined the Houston Texans of the World Football League as Director of Public Relations and Promotions. He was also the NCAA District Four representative on the NCAA Public Relations Committee from 1965 till 1971 and served as a press aide for the NCAA National Basketball Championships from 1965 till 1974. Cherry is married to the former Barbara O'Brien of Columbus, Ohio. The Cherry's have four children, Jack, 16, Lisa Anne, 14, Patrick, 13, and Tom, 12, and reside in Alief, Texas.



BOB ELLIS
Assistant Director of
Public Relations

Ellis is the newest member of the Oiler staff, joining the club on April 15, 1977. Ellis comes to Houston after spending the past 10 years working in the Sports Publicity field in Philadelphia, Pennsylvania. He initiated his career with his alma mater, Villanova University, as Assistant Sports Information Director for four years before assuming the head post in 1972. After three years with the Wildcats, he was named Director of Public Relations and Publicity with the Philadelphia Bell Football Club in the World Football League. Ellis remained with the Bell until the League ceased operations in 1975. He has also worked in the Public Relations department for the Philadelphia Eagles and was a Staff Writer and Assistant Editor with the Philadelphia Eagles Exclusive Newspaper. Ellis is married to the former Pat Shanahan of Philadelphia, Pa. The Ellis' have one son, Robbie, and reside in Houston, Texas.



BOB BOEN
Controller

Bob Boen joined the Houston Oilers as assistant controller in August of 1976, and this past January was elevated to the post of Controller. A native of Muskogee, Oklahoma, Boen is a graduate of Northeastern State College in Oklahoma and brought previous sports administration experience to his duties with the Oilers, having served in various capacities with the San Francisco Giants, the Oakland A's and with the Southern California Sun in the World Football League. Boen also was formerly associated with the Arthur Andersen & co. Boen and his wife Sharon make their home in Houston.



WAYNE FISHER

Assistant Controller

Fisher has been a member of the Houston Oiler organization since its inception, and has served in numerous capacities. A native of Cedar Bayou, Texas, Fisher holds a BBA Degree in Accounting from Texas A&M University and after several years of accounting duties with major industries, Fisher joined Ada Oil in 1949. With the Oilers, Fisher has held a number of financial positions within the

Bud Adams Enterprise corporate organization. Fisher and his wife, Audry, are the parents of two sons, David and Dean.



LEWIS MANGUM

Business Manager

Mangum came to the Oilers after working for six years with Oiler owner K.S. (Bud) Adams, Jr. as an accountant for Ada Oil Company. During his 11 year tenure, Mangum has been a key behind-the-scenes administrator in the Oiler organization whose duties have included controller, traveling secretary, business manager and just about anything connected

with the general operating procedures of a major sports franchise. A native of Kosciusko, Mississippi, he attended Ole Miss for two years, graduated from the University of Houston with a BBA major in Accounting. Mangum is married to the former La Verne Michalka of Cameron, Texas. The Mangums' have three children, twin girls Lucy and Laura and one son Larry. They reside in Sharpstown, Texas, where Lewis is very active in Little League baseball.



RICK NICHOLS
Assistant Ticket Manager

Nichols joined the Oilers in 1973 as a part-time aide in the public relations department. Two years later he became a permanent member of the Oilers ticket office staff and this past January was named Assistant Ticket Manager. Nichols is a 1975 graduate of the University of Houston with a BBA in Marketing. While at Houston, he served as a Student Assistant

Sports Information Director for one year. A native of Tulsa, Oklahoma, Nichols is married to the former Pam Lipsmeyer of Little Rock, Arkansas. The Nichols' reside in Missouri City, Texas.



WALT SCHLINKMAN
Director Speakers
Bureau/Group Sales

Walt Schlinkman, a long time associate of the Houston Oilers as a coach and scout, was named to the newly created post of Director Speakers Bureau & Group Sales this past spring. A native of Dumas, Texas, Schlinkman was an all-time great running back at Texas Tech and was the number-one draft pick of the Green Bay

Packers in 1946, playing a running back for the Packers through 1950. In 1952, he launched a coaching career at Lake Forest College as an assistant coach and two years later joined the staff at Marquette University. In 1956, Schlinkman moved on as an aide at Columbia University before spending one season in the Canadian Football League at Vancouver. Schlinkman then returned to the states to serve as an assistant coach with the Chicago Cardinals for the 1959 season, and then signed on with the Houston Oilers in 1960 and except for a one-year stint with the St. Louis Cardinals (1964) has been a member of the Oiler family as an offensive and defensive coach and scout. He and his wife Pat are the parents of three daughters, Penny, Holly, and Kelly, and one grand daughter, Amanda.



BILL GROMAN

Scout

Groman, who joined the Oilers scouting staff in March, is enjoying his first association with a Houston football team since his playing days with the Oilers. Groman has spent 15 years in the AFL and NFL as an All-Pro receiver and later as a college scout with the BLESTO scouting combine. He signed with the Oilers as a free agent in 1960 and immediately established

himself as one of the premier receivers in the AFL. He finished second in the league in receiving and was named All-Pro. Groman was a vital part of the Oilers AFL Championship teams in 1960 and 61 and with the Buffalo Bills title teams in 1964 and 65. He still holds numerous Oiler receiving records and shares the NFL mark for most TD receptions in a season; 17, shared with Don Hutson and Elroy Hirsch. A native of Tiffin, Ohio, Groman matriculated at Heidelberg College on an athletic scholarship and was a three sport stand-out athlete. He was the nations leading scorer among small colleges, playing halfback, an All-Conference basketball player and his record 9.7 in the 100-yard dash stood until last year. After receiving his BS in education, he remained with his alma mater and served as offensive backs coach. The following year, 1959, he coached at Perrysburg High in Perrysburg, Ohio. In all Groman played seven years in the AFL, 1960-61-62 and 66 with Houston, '63 with Denver and 1964-65 with Buffalo. After retiring as a player, he worked for three years as a stock broker and then joined BLESTO in 1970. Groman is married to the former Ellie Garcia of Mc Allen, Texas. They have two children David and Gigi and reside in Houston, Texas.



GEORGE BLACKBURN

Scout

Blackburn has been with Houston for four years, he joined the Oilers in 1973 after serving with the SEPO scouting combine for two seasons. Blackburn, who hails from Columbus, Ohio, has an impeccable background for his duties with the Oilers as a talent scout. He was an All-Ohio Conference quarterback at Findlay College, Ohio, and was recently inducted into

the Findlay Hall of Fame. He was a highly successful coach in the Ohio school system for eight years before moving

into the college ranks. Included among his collegiate coaching assignments were three head coaches positions; the University of Virginia, Cincinnati and Miami of Ohio. Under coach Blackburn, Miami won the Mid-American-Conference Championship in 1948 and he was named the Atlantic Coast Conference Coach of the Year in '68. Among the many standout players he tutored are Ara Parseghian, Jacky Lee and Ron Kostelnik. Blackburn is married to the former Elaine Bright of Vanlue, Ohio. They have four children, daughters Judy and Jan and twin sons John and Jim, and two grandsons, Tommy and Jamie. Both sons seem to be following in their dad's footsteps, John is the defensive coordinator at Randolph-Macon College and Jim coaches at Habersham Central High in Cornelia, Georgia. The Blackburns reside in Houston, Texas.



RONNIE BROWN

Director of Photographic Services

Ronnie Brown joined the Houston Oilers on a part-time basis in 1973, while still managing a photo lab business for Brown and Associates in Houston and Beaumont. Following the 1975 campaign, Brown was named Director of Photographic Services for the Oilers and undertook the formation of a Photographic Services division that extended beyond the Oilers and was named Oiler Sports Productions. It serves as a complete athletic film service from every aspect, sales, servicing and processing of game films for colleges and high schools in the Greater Houston area. Brown is a native of Pascagoula, Mississippi and became interested and involved in photography work while at the University of Houston as a history major. Brown and his wife, the former Kathy Kirsh of Houston, have one son, Tommy, and reside in Houston.



KEITH FEW

Graphic Services Assistant

Few joined the Oilers Photographic Services department on a part-time basis in July, 1976. Six months later he was named Graphic Services Assistant joining the Oilers staff full time. Few is a native Houstonian who attended the University of Houston on a football scholarship majoring in Radio and TV. He is a bachelor and resides in Houston, Texas.

JESSE CANTU

Field Superintendent



Cantu will be beginning his sixteenth season with the Houston Oilers in charge of the field operations at the Oiler training center. A full time employee of the City of Houston in the Traffic Department, Cantu finds time each day to keep the Oiler practice facilities in first class shape. He and his wife Mary are the parents of five children, three boys, Lupe, Jesse Jr., and Joe, and two daughters Letecia and Rosie.



ANN SMITH
Secretary



JOYCE BAILEY
Secretary



DANIA FISHER
Secretary



MARGARET WICKE
Secretary



MARY KAY CLARK
Public Relations



JEAN PERRY
Ticket Office



SHERRI LANDRUM
Ticket Office



DORIS SANDS
Receptionist

**BUM'S BUNCH
1977 PLAYER PROFILES**



SAMAJI ADI AKILI, CB-S**49****New Mexico Highlands****6-2 192****Born: July 22, 1952****Year Oiler: 2****Year NFL: 4****How Acquired: Free Agent, 1976**

PRO: (Formerly know as Sam Williams) Selected by San Diego 12th round, 1974 Traded by Chargers to Atlanta for DB Tom Hayes and a draft choice, 1976 Released by Falcons and signed with Oilers, 1976 Was a top alternate for the Oilers last year A two-year starter with the Chargers, led the San Diego secondary in tackles each season.

COLLEGE: After two seasons at New Mexico Highlands, transferred to the University of California Played defensive back and linebacker

PERSONAL: Born in Cameron, Texas Rockdale High Makes home in Houston.

WILLIE ALEXANDER, CB**19****Alcorn A&M****6-3 195****Born: September 21, 1949****Year Oiler: 7****Year NFL: 7****How Acquired: Drafted 6th, 1971**

PRO: Played in 12 games last season, started 11 Credited with 42 tackles Earned a starting berth late in his rookie season and has played in 79 games through the 1976 season Has 13 career interceptions Most thefts, 4 in 1971.

COLLEGE: Two-time All-Southwestern Conference cornerback Played on National Negro College Champion in 1968 and 1969 and runner-up in 1970 Pittsburgh Courier All-America.

PERSONAL: Native of Montgomery, Alabama George Washington Carver High played linebacker Resides in Houston and is very active with the Big Brothers Selected for the 'Outstanding Big Brother Award' in 1975 Married to the former Carolyn Elaine Whitney of Yazoo City, Mississippi.

Bum says, "Willie has been a fine player with us, and contributes in every way we ask of him, and he plays several spots for us in addition to special teams. He's a fine all-around player."

RICHARD ALLEN, LB**46****Oklahoma State****6-2 235****Born: August 8, 1954****Year Oiler: Rookie****Year NFL: Rookie****How Acquired: Free Agent, 1977**

Played nose guard, end and linebacker at OSU Lettered four

years . . . Started three years, saw a lot of action as a frosh
 Lettered four years at Lawton High in Lawton, Oklahoma
 All-Conference and All-District Also All-League in track
 Born in Reagan, Texas Resides in Lawton, Oklahoma.

WARREN ANDERSON, WR

83



West Virginia State

6-2 195

Born: July 3, 1955

Year Oiler: Rookie

Year NFL: Rookie

How Acquired: Drafted 4th round, 1977

Nicknamed Mr. Offense. Holds virtually all the school receiving and kickoff return records Set school and NAIA Kickoff Return Record, 106 yards (11 seconds expired on score clock) Also made 99 yard return . . . Teams leading receiver past two years Career rushing: 31 attempts for 141 yards, 4.6 average Career scoring 80 points 106 yard K.O. Return longest in W.V.I.C. and longest ever in W. Virginia Did not play till 6th game in 1973, then proved durability by never missing a game through-out career Triple teamed in one game but made 5 last quarter catches for 123 yards and one TD leading team to victory School records: Most receptions season, 31; most yards receiving season, 550; most TD receptions season, 4; most receptions game, 8; most kickoff return yards game, 176; most career receptions, 95; most yards receiving career, 1394; most TD receptions career, 11; most kickoff returns career, 39; most kickoff return yardage career, 920 yards Longest reception was 47 yards All-W. V. I. C. . . . Honorable Mention N.A.I.A. All American. Enjoys community work Criminal Justice major Played at James Blair High in Williamsburgh All-Peninsula, All-Eastern Regional and All-State selection as an end Started two years at Guard on the basketball team.

MIKE BARBER, TE

49



Louisiana Tech

6-3 235

Born: June 4, 1953

Year Oiler: 1

Year NFL: 1

How Acquired: Drafted 2nd, 1976

PRO: Missed the 1976 season because of tendonitis Played briefly against Tampa Bay.

COLLEGE: First team All-American, AP and NEA Senior Bowl Played with 1974 NCAA Division II Finalists 4.5 speed in the 40 13.7 in college high hurdles 57 career receptions for 1,235 yards and 17 TD's First catch as a collegian was a school record 94-yard TD Started at QB early in college career Two-time All-America Placed in both 440-yard and 120-yard hurdle races in Southland Conference track meet Moved to wide receiver as a sophomore and then to tight end.

PERSONAL: Born in Marshall, Texas White Oak High QB and MLB Enjoys the outdoors and meeting people Makes home in Missouri City, Texas Outstanding player in the Texas High School All-Star game as a linebacker.

Bum says "Mike is like and extra value for us because we didn't get a chance to evaluate him last year. Its like having two second round draft choices."

HORACE BELTON, RB**36****Southeastern U.****5-9 197****Born: July 16, 1955****Year Oiler: Rookie****Year NFL: Rookie****How Acquired: Free Agent, 1977**

A Standout college ball carrier Started three seasons gained 1061 yards on 206 carries, 5.2 average, junior year Also scored 15 TD's Named All-GSC, All-District NAIA Honorable mention All-American Born in Baton Rouge, Louisiana Studied Law Makes home in Baton Rouge, La.

ELVIN BETHEA, DE**65****North Carolina A&T****6-2 260****Born: March 1, 1946****Year Oiler: 10****Year NFL: 10****How Acquired: Drafted 3rd, 1968**

PRO: Started all games last year Led team in QB sacks, 14½ Was team leader in sacks five times in the last eight years Credited with 86 tackles and 63 assists in '76 Team leader in forced fumbles, 4 Made 4 QB sacks and recovered one fumble vs San Diego last year Has played in 126 consecutive games for the Oilers Played in the Pro Bowl five straight years, 1971-76 Has scored one TD in his career, 38-yard fumble return against Cincinnati in 1974, the following year he registered his first safety, also against the Bengals Has served as team Captain and player representative Selected on numerous All-AFL, All-NFL and All-AFC teams during career.

COLLEGE: Two-year NAIA All-American at North Carolina A&T Also participated in track program.

PERSONAL: Born in Trenton, New Jersey Central High in Trenton Enjoys fishing and hunting and archery Nickname; Big E Brother Warren is DT at N. Carolina A&T Father of two children, Lamonte and Brittany Now makes home in Houston.

Bum says, "Elvin had the best year of his whole career in 1976. He played better last year than I even dreamed he could play. He played good the year before, but he played great last year. Elvin is one of those guys who practices and plays every game every week, hurt or otherwise, it doesn't make any difference."

GREGG BINGHAM, MLB**54****Purdue****6-1 230****Born: March 13, 1951****Year Oiler: 5****Year NFL: 5****How Acquired: Drafted 4th, 1973**

PRO: Started in all 14 games last season Team leader in

tackles, 100, and assists, 91 Credited with 2 sacks, 2 interceptions, 2 forced fumbles and was co-leader in fumbles recovered, 3 Had led the Oilers in tackles and assists each of the past three seasons Started in every game since joining the Oilers Plays on field goal and PAT special teams 12 career interceptions Made 3 interceptions against Buffalo in '74 Selected on All Rookie Team and Honorable Mention All-Pro '74

COLLEGE: All-Big Ten and All American UPI Lineman of the Week at least once per year during his last three years at Purdue Made 128 unassisted tackles in junior season North-South All-Star Game.

PERSONAL: Native of Chicago, Illinois Gordon Tech High Nickname, Devil Married to the former Maureen Foster of Long Beach, California Resides in Houston and operates a small fleet of car wash agencies.

Bum says, "He's a four year starter and all he's done is improve every year."

DAVID BOHANNON, LB

40

Prairie View

6-1 249

Born: February 15, 1954

Year Oiler: Rookie

Year NFL: Rookie

How Acquired: Free Agent, 1977



A star running back at Prairie View Was one of top rushers in Southwestern Conference as a soph when he gained 522 yards Also scored 4 TD's Named Outstanding Offensive Player by team-mates Also threw the discus, best was over 159 feet Born in Dekalb, Texas All-State RB at Dekalb High, gained over 1000 yards senior year Was a Physical Education major College nickname: Shack Makes home in Dekalb.

ROBERT BRAZILE, OLB

52

Jackson State

6-4 238

Born: February 7, 1953

Year Oiler: 3

Year NFL: 3

How Acquired: Drafted 1st, 1975



PRO: Has been a starter since joining the Oilers Made 82 tackles, 75 assists, 6½ sacks and forced 2 fumbles last year All-Pro last year and played in his first Pro-Bowl NFL Defensive Rookie of the Year in '75 and named to virtually every All-Rookie squad NFL Rookie of the Year Credited with 7 sacks, 138 total hits, two forced fumbles and 4 fumble recoveries in his rookie season Has 4.6 speed in the 40 Has seen action on special teams and was a stand-out performer.

COLLEGE: Started college career as a light end but moved to linebacker sophomore year Set school record with 129 tackles and 79 assists in '74 Consensus All-American and unanimous All-Conference Conference interception leader in '74 with 9 Senior Bowl and College All-Star Games Was the 6th player selected in the '75 NFL draft.

PERSONAL: Born in Mobile, Alabama Married to the former Alice Cook. The Braziles' have two children, Sherri and Robert III and reside in Jackson, Mississippi.

Bum says, "He could start for this football team in about three or four different places. He's that kind of an athlete, he's not only big and fast, he's a great athlete. He could play tight end, defensive line and any one of the linebackers."

WILLIE BRISTER, TE

85



Southern U.

6-4 236

Born: January 28, 1952

Year Oiler: 1

Year NFL: 3

How Acquired: Free Agent, 1977

PRO: Drafted by New York Jets 15th round, 1974 . . . Released by Jets, 1976, signed with Houston, 1977 . . . Played both tight end and wide receiver with Jets . . . Played in 12 games each season, started against Vikings in '75 . . . Caught 4 passes for 49 yards in another start, against the Oilers.

COLLEGE: Used mainly as a blocker at Southern U. . . Honorable mention All-SWAC . . . Graduated with degree in History-Social Studies.

PERSONAL: Born in Tylertown, Mississippi . . . Southern Lab High in Baton Rouge, La. . . Has three brothers, all involved in athletics at either the high school or collegiate level . . . Nickname: Slick . . . Resides in Baton Rouge, Louisiana.

GARY BROUSSARD, WR

80



McNeese State

6-1 178

Born: May 12, 1953

Year Oiler: Rookie

Year NFL: Rookie

How Acquired: Free Agent, 1977

A top receiver at McNeese . . . Led team in '73 . . . An all around athlete, scores in the 70's on the golf course . . . Born in Port Sulphur, Louisiana . . . Delta Heritage High, won letters in baseball, football, basketball and track . . . Received degree in Health and Physical Education . . . Makes home in Port Sulphur, La.

KEN BURROUGH, WR

00



Texas Southern

6-4 210

Born: June 14, 1948

Year Oiler: 7

Year NFL: 8

How Acquired: Trade from New Orleans, 1971

PRO: Drafted by New Orleans, 1st round in 1970 . . . Traded with DT Dave Rowe to Houston for RB Hoyle Granger, OT Terry Stoepel, DE Charlie Blossom and the Oilers 2nd choice in '71 . . . Has made at least one reception in 50 consecutive games since joining Houston, the streak started Oct. 7, 1973 vs Los Angeles . . . Did not play in the final 3 games of the '74 season due to a broken

arm Oilers leading receiver last year, 51 for 932 yards and 7 TD's, longest was 67-yard TD pass against San Diego Oilers top receiver past 3 years Top performance in '76 was against the Chargers: 5 receptions for 136 yards and 2 TD's Fifth leading receiver in the AFC last year. . . . Despite being double covered all season Burrough missed becoming the first receiver since the AFL-NFL merger to post back to back 1000-yard receiving seasons by 68-yards His 53 catches in '75 produced 1,063 yards and 8 TD's and an invitation to the Pro-Bowl Set two Pro-Bowl records; Most yards gained receiving, game, 96; Longest reception, 64-yards for a TD Oiler QB Dan Pastorini was the passer on the record passing play Had 5 games in '76 in which he caught passes for 90 yards or better, 2 over the 100 yard mark His 24 TD receptions since joining the Oilers average 50.1 yards per catch His scoring aeriels are: 62, 57, 52, 80, 3, 49, 25, 47, 22, 56, 77, 57, 59, 46, 68, 13, 75, 42, 67, 54, 53, 69, 16, and 54 yards Was also used as a kickoff return man early in his NFL career, 23 returns for 455 yards.

COLLEGE: A stand-out athlete at Texas Southern All-American in both Football ('69 and '70) and Track All-SWAC '67, '69 and '70 138 receptions for 1,912 yards during college career College All-Star and Senior Bowl Games Texas Southern Univeristy MVP Award 1969-70 New Pittsburgh Courier All-American Award 1970.

PERSONAL: Native of Jacksonville, Florida Quarterback and defensive back at William Raines High Hobbies include: tennis, golf, billiards and backgammon Burrough is also an avid amateur horticulturist Very active in Civic, Charity and Community affairs Campaign Chairman for the NAACP Board of Directors with the Leukemia Society of America, Inc. Jacksonville Pro Football Player of the Year Award, 1975 Houston Lawyers Ass. Award, 1975 Pat Neff Elementary School Leadership Award, 1975-76 Nickname: Double O Resides in Houston.

Bum says, "He's a special class individual, a class person as well as being a class football player. Kenney's a great leader on our team, but he's one of those quiet leaders. He doesn't talk, he does. He's an actor not a talker."

AL BURTON, DE



Bethune-Cookman

6-5 265

Born: March 30, 1952

Year Oiler: 2

Year NFL: 2

How Acquired: Free Agent, 1976

68

PRO: Signed as free agent by Dallas, 1975 Released by Cowboys September '75; signed with Houston Played in 12 games last year, started 6 Credited with 21 tackles and 13 assists.

COLLEGE: Received degree in religion and philosophy from Bethune-Cookman All-Conference 1st team 1973-74-75, All-American 1974-75 (Mutual Black Network).

PERSONAL: Born in Daytona Beach, Florida Mainland Sr. High, starred at DE and OT Hobby, creative gadgetry Performed in movie 'Semi-Tough' Very active with the churches in Daytona Beach in improving the community by working with young people and their parents through the Fellowship of Christian Athletes Nickname: Tracy and Reb.

Bum says, "He improved all year long. In the middle of the year, I didn't know if he was going to be good enough to be a starter, but he started coming along and he got better as the season progressed."

SKIP BUTLER, KI-P**2****Texas-Arlington****6-0 200****Born: October 21, 1947****Year Oiler: 6****Year NFL: 7****How Acquired: Free Agent, 1972**

PRO: Drafted by Green Bay, 4th in 1970 . . . Released by Packers and signed by New Orleans in '70; released by Saints and signed by New York Giants in '71; signed with Houston after being released by Giants Second All-Time Oiler scorer, 330 points Holds Oiler mark for consecutive PAT's, 75 Is closing in on numerous Houston kicking records Successful on 16 of 27 FG's last year Conversions were: 33, 44, 54, 28, 22, 40, 31, 18, 31, 36, 39, 29, 43, 22, 32, and 31 yards . . . Misses: 45, 44, 46, 55, 44, 36, 50, 44, 36, 32 and 55 yards Butlers 54-yard three pointer against Buffalo, September 19, 1976, was his career longest and second longest in Oiler history Connected on 24 of 24 PAT attempts in '76 Punted 12 times last year, averaged 33.6 Serves as Houston player co-rep. . . . 58.8 FG percentage with Houston.

COLLEGE: All time scoring champion while at Texas-Arlington Scored 216 points, more points by kicking than any other collegian, 44 FG's Established 13 college records, 5 National records Sporting News, AP, Sports Illustrated (2-years) and Little All-American.

PERSONAL: Born in Gladwater, Texas QB-kicker at Gladwater High Hobbies include: tennis, golf, bowling and basketball Co-chairman for the National Association for Retarded Children Co-chairman Big Brother Recipient of Special Award for Special Olympics Coordinator Married to the former Sandra Hill of Irving, Texas The Butlers reside in Arlington, Texas, along with their two children, Karon Brooke and Kyle Blaine.

Bum says, "He finished in the NFL's top ten, his consistency was pretty good. In fact, he didn't miss an extra point last year, and I can't remember the last time he missed one."

BOBBY BYARS, DB**34****Cheyney State****6-1 185****Born: August 14, 1952****Year Oiler: 1****Year NFL: 1****How Acquired: Free Agent, 1977**

PRO: Selected by Houston 15th round 1976 draft Released by Oilers before season Signed as a free agent, 1977.

COLLEGE: All-around athlete at Cheyney 4.7 speed in the 40.

PERSONAL: Born in Cheyney, Pa. . . . Makes home in Cheyney area.

GEORGE CAMPBELL, WR**41****McMurry****6-1 190****Born: November 29, 1953****Year Oiler: Rookie****Year NFL: Rookie****How Acquired: Free Agent, 1977**

Joined Houston as a free agent, 1977 Three year starter at McMurray Selected Most Outstanding Back by teammates and coaches All-District NAIA in '74 Holds school records for most receptions, game, 13, against Arkansas at Monticello and longest run from scrimmage, 87 yards Born in Houston, Texas Jesse H. Jones High All-District Four WR Played under coach Buddy Hamrick Nickname: Soup Hobbies: knitting and punch needlepoint Makes home in Houston, Texas.

ROB CARPENTER, RB**26****Miami, Ohio****6-1 214****Born: April 20, 1955****Year Oiler: Rookie****Year NFL: Rookie****How Acquired: Drafted 3rd choice in 3rd round, 1977**

Rushed for over 1,000 yards each of past two season One of top rushers in schools history Played on three winning Tangerine Bowl teams MVP in East-West and Ohio Shriners All Star Games despite playing on losing team Honorable mention All American as a Junior All Conference twice Mid American Player of the Week several times Led team in scoring two years Education major Broke Rex Kern's total and single season yardage records at Lancaster High Rushed for 1556 yards Senior year including 300 in one game Named for Ernie-Godfrey Scholar-Athlete Award AP & UPI All State Pole Vaulter in high school hobbies include farming and carpentry Helped father construct home.

DAVID CARTER, C**63****Western Kentucky****6-2 225****Born: November 27, 1953****Year Oiler: Rookie****Year NFL: Rookie****How Acquired: Drafted 2nd choice in 6th round, 1977**

Four year starter All-Ohio Valley Conference in junior year Played in North-South All-Star game Starter in Division II national playoffs in 1973-75 Was the long snapper for four straight years and never made a bad one Captain at Western

Kentucky his senior season . . . Education major . . . Catcher on the baseball team at Western Kentucky for two seasons and was also the designated hitter . . . Tied school record for most doubles in a season . . . Credited as the team leader on the football squad . . . Won high school All-State honors at Lincoln High School in Vincennes, Indiana.

RONNIE COLEMAN, RB

47



Alabama A&M

5-10 198

Born: July 9, 1951

Year Oiler: 4

Year NFL: 4

How Acquired: Free Agent, 1974

PRO: The Oilers top rusher last season, 684 yards on 171 attempts for a 4.0 average and 2 TD's . . . Also the teams 3rd leading receiver, 39 catches for 228 yards and 3 TD's . . . Returned 7 punts for 91 yards including a 69-yard scoring return against Cincinnati . . . Top effort was 142 yards vs. Tampa Bay . . . Started all but one game in '76, injured and missed contest with Oakland . . . Oilers top rusher in '75, 790 yards.

COLLEGE: Standout athlete at Alabama A&M . . . Football and baseball . . . Team MVP, 1970, All-SIAC, 1970-71-72 and North Alabama MVP, 1970 . . . Played and roomed with brother for two years in college, in one game Ronnie scored two TD's on offense while his brother, Percy a middle linebacker, scored two on interceptions . . . Received Bachelor of Science Degree in social studies.

PERSONAL: Born in Jasper, Alabama . . . Shares birthday with O.J. Simpson . . . Walker High, QB, RB, DB and LB . . . Hobbies include: Bowling, diving, swimming, sledding, hunting and fishing . . . Nickname: Bubble Eyes . . . Recently honored when his hometown, Jasper, Ala. celebrated 'Ronnie Coleman Day' . . . Married to the former Linda Means of Eutan, Ala. . . . The Colemans and their daughter Taffany make their home in Houston.

Bum says, "Ronnie's going to be an excellent back this year. We're going to have a lot stronger running game and Ronnie's the guy thats going to help make it stronger. He's also a good punt returner and special teams player, he does everything well."

ORLANDO JAMES COLLERT, RB

31

Year NFL: 1

Middle Tennessee

Year Oiler: 1

Born: July 21, 1951

5-10 200

How Acquired: Free Agent, 1977

PRO: (Formerly know as Bobby Joe Easter) Selected by Buffalo 8th round, 1976 . . . Released by Bills prior to the start of the season . . . Signed by Houston March, 1977 . . .

COLLEGE: Rushed for 791 yards and six TD's senior year . . . Played four different positions as a junior . . . Also caught 11 passes for 240 yards and two TD's final two years.

PERSONAL: Born in Lincolnton, North Carolina . . . Lincolnton High . . . Resides in Lincolnton, NC.

CHARLES COLLINS, OT**63**

Southwest Texas State

6-2 265

Born: February 12, 1954

Year Oiler: Rookie

Year NFL: Rookie

How Acquired: Free Agent, 1977



Played both guard and tackle at Southwest Texas State Native of Bellaire, Texas Played at Bellaire High Played two years at Wharton Junior College Makes home in San Marcos, Texas.

EDWIN COLLINS, WR**46**

Rice

6-1 189

Born: February 10, 1952

Year Oiler: 1

Year NFL: 1

How Acquired: Free Agent, 1977



Has had trials with the Baltimore Colts and New York Jets Played his college ball at Rice Resides in Houston Received degree in business.

CURLEY CULP, MG**78**

Arizona State

6-1 265

Born: October 10, 1946

Year Oiler: 4

Year NFL: 10

How Acquired: Trade from Kansas City, 1974



PRO: Drafted by Denver, 2nd 1968 Traded by Broncos to Kansas City for 4th round draft choice, 1968 Traded with 1st round choice from Chiefs to Oilers for DT John Matuszak and a 3rd choice, 1974 Has started in all games since joining the Oilers Credited with 69 tackles, 42 assists, 7 sacks, 3 forced fumbles and 2 fumble recoveries last season All-Pro and Pro Bowl past two years Pro Bowl following 1971 season Led Oilers in sacks in '75, 11½ Named to just about every All-AFC and most All-Pro teams in '75 Selected the NFL's Outstanding Defensive Player by NEA and received the George Halas Trophy in '75 Played with Kansas City in Super Bowl victory over Minnesota in 1970 Played in AFC Championship game and the AFL All-Star game in '69.

COLLEGE: Two-sport standout at Arizona State All-America in football and NCAA heavyweight wrestling champion in '68 Named to the U.S. '68 Olympic wrestling squad Three time WAC wrestling champ Time and Sporting News All-America Captained ASU wrestling team and won All-America honors twice Student-Athlete of the Year Award Maintained

near B average in business.

PERSONAL: Born in Yuma, Arizona Excellent paddle ball player One of ten children Strengthened body tossing 50-pound barrels on fathers farm Enjoys music Makes home in Houston.

Bum says, "I'm glad we've got him, he's so strong and so fast. He's what a football player ought to be."

BILL CURRIER, DB

20



South Carolina

6-0 190

Born: January 5, 1955

Year Oiler: Rookie

Year NFL: Rookie

How Acquired: Drafted 9th, 1977

Three year starter High among teams leading tacklers past two seasons Selected on All South Independent All Star squad Blue-Gray Game Active member of Fellowship of Christian Athletes Business Administration Major.

STEVE DAVIS, WR

35



Georgia

6-1 210

Born: June 11, 1954

Year Oiler: Rookie

Year NFL: Rookie

How Acquired: Drafted 8th, 1977

Wide receiver who also played quarterback first two years Won Best Receiver Award in 1976 Alternated as starter in 1975 (Junior year) and was full time starter in 1976 Played in 1976 Cotton Bowl and 1977 Sugar Bowl.

JOE DAWKINS, RB

33



Wisconsin

6-2 220

Born: January 27, 1948

Year Oiler: 2

Year NFL: 8

How Acquired: Trade from New York Giants, 1976

PRO: Drafted by Houston 10th round, 1970 Traded by Oilers to Denver for RB Dickie Post, 1971 Traded by Broncos to New York Giants for 3rd round draft choice, 1974 Came back to Oilers from Giants in '76 for 7th round draft choice. Played in all 14 games last season, started 2 Gained 67 yards on 31 attempts Has played in 98 straight regular season games since entering the NFL Gained 999 yards in two years with the Giants Rushed for 706 in '73 with Denver Led Giants in rushing and receiving in '74 and rushing in '75.

COLLEGE: Started collegiate career at Los Angeles City College

... Moved to Wisconsin, earned two letters gaining 816 yards on 188 carries for a 4.3 average ... Played WR, HB, FB, and LB ... Junior College All-League ... Also played baseball and basketball.
PERSONAL: Born in Los Angeles, California ... Freemont High, QB, HB and LB ... Hobbies include: photography, tennis and film editing ... Nickname: Joe D ... Makes his home in Los Angeles with wife Cheryl.

KARL DOUGLAS, QB

12



Texas A&I

6-3 215

Born: June 17, 1949

Year Oiler: 1

Year NFL: 1

How Acquired: Free Agent, 1977

PRO: Selected by Baltimore 3rd round, 1971 ... Member of Colts Taxi squad in '71 ... Released by Colts in '72 ... Played in Canadian Football League three years ... 1973, 16 games, and 1974, 13 games with British Columbia Lions ... 1974, 3 games, and 1975, 16 games with Calgary Stampeders ... Signed as free agent by Houston, 1977.

COLLEGE: Broke most of Randy Johnson's records at A&I ... MVP in NAIA Championship game ... Best season was junior year, 141 of 249 for 2025 yards and 14 TD's ...

PERSONAL: Born in Houston, Texas ... E.E. Worthing High ... Resides in Houston, Texas.

ELBERT DRUNGO, OT

75



Tennessee State

6-5 265

Born: April 30, 1943

Year Oiler: 9

Year NFL: 9

How Acquired: Drafted 3rd, 1969

PRO: Started in all 14 outings last year, has been a starter since second year with Oilers ... Plays on all FG and PAT teams ... Has played both guard and tackle during career ... Has recovered 4 fumbles returned one KO in his career ... Named Oilers Outstanding Lineman in '71.

COLLEGE: All-Conference tight end for three years ... Played linebacker as a freshman ... All-America as a junior and senior ... Most Improved Player Award, '67 ... Royal Crown, Pittsburgh Courier and Ebony All-American selections ... Played with 1966 National Collegiate Champion Tennessee A and I ... Two-time winner of the W.A. Scott II Award presented by the Atlanta Daily World.

PERSONAL: Born in Columbus, Mississippi ... R.E. Hunt High, FB ... Hobbies: drawing and tennis ... Married to the former Deborah Louise McMichael of Springfield, Ohio ... Makes home in Hermitage, Tennessee.

Bum says, "Will probably be a guard this year, he's got enough ability to play either guard or tackle. He's a tough kid and he's consistent, whatever he does, he does it consistently, he gives you an honest days work."

CHEZ EVANS, OT**62****Oklahoma****6-2½ 270****Born: November 13, 1954****Year Oiler: Rookie****Year NFL: Rookie****How Acquired: Free Agent, 1977**

Played on Oklahoma's National Champion in 1974 and '75 A three year starter Played both DT and OT during collegiate career Credited with key block for Oklahoma's initial score in the '74 game against Texas Sophomore year he backed up Leroy Selmon on defense before switching to offense for the Texas game A star RB at Seminole High in his hometown Seminole, Oklahoma.

ED FISHER, OG**60****Arizona State****6-3 250****Born: May 31, 1949****Year Oiler: 4****Year NFL: 4****How Acquired: Free Agent, 1974**

PRO: Signed as a free agent in 1973 by Kansas City Claimed on waivers by Oilers in '74 Started all 14 games last season Played in 14 games in '75, his first full season at OG after playing with the defense in '74.

COLLEGE: All-Conference OT at Arizona State Received Bachelor of Arts degree in secondary education.

PERSONAL: Born in Stockton, California Lincoln High, OT and DT Hobbies: working with stain glass windows, racketball and restoring antiques Married to the former Nan Seidner of Chicago, Illinois, and resides in Phoenix, Arizona.

Bum says, "Ed Fisher is one of the most talented football players on our offensive line, ability wise he could probably play center or guard, and play either very well. He's getting bigger every year, his first year here he was 238. And of course he's a great special teamer too."

EDDIE FOSTER, WR**89****Houston****5-10 185****Born: June 5, 1954****Year Oiler: Rookie****Year NFL: Rookie****How Acquired: Drafted 8th, 1977**

Led team in receiving, 25, and yards gained receiving, 520 Scored 2 TD's Longest reception 45 yards Played tight end last season after starting the two previous years at split end Played for Southwest Conference Champion Started in three Bowl Games; last year's Cotton and two Bluebonnet

Made 73 yard TD catch in '74 Bluebonnet Bowl . . . Hotel Restaurant Management Major . . . Native Houstonian . . . All America and two time All City and All District at Kashmere High . . .

HAYDEN FRY, RB

32

North Texas State

6-2 205

Born: September 30, 1953

Year Oiler: Rookie

Year NFL: Rookie

How Acquired: Free Agent, 1977



Played defensive back and flanker at North Texas State . . . Started at both positions . . . Oldest son of Hayden Fry, 1973 College Coach of the Year by the Texas Sports Writers Association . . . Born in Quantico, Virginia . . . Makes home in Denton, Texas.

JIMMY GILES, TE

88

Alcorn State

6-3 225

Born: November 8, 1954

Year Oiler: Rookie

Year NFL: Rookie

How Acquired: Drafted 2nd choice in 3rd round, 1977



Enrolled at Alcorn on baseball scholarship . . . Also played basketball . . . Played football two years . . . Considered top prospect . . . Played 3rd base and outfield in minor leagues for Dodger organization. Played in S.W. vs S.E. All Star Game in Los Angeles . . . Used primarily as a blocker last season, made 10 catches for 113 yards, 1 TD. "We feel Jimmy will make an outstanding contribution to the Oilers because he has speed, size and ability and has proven to us he can catch the ball in traffic. He should develop into one of the top tight ends in the NFL," stated Alcorn Coach Marino H. Casem.

MIKE GREEN, P-WR

14

Ohio University

6-4 195

Born: August 15, 1954

Year Oiler: 1

Year NFL: 1

How Acquired: Free Agent, 1977



PRO: Selected by Miami 16th round 1976 draft . . . Released by Dolphins, signed with Houston in 1977.

COLLEGE: All-Mid-American Conference punter twice and All-MAC wide receiver in 1975 . . . Averaged 41.8 yards on 59 punts in '75 . . . Longest was a school record 75 yards . . . AP honorable mention All-American . . . Team MVP in '73 and '75 . . . Caught 50 passes for 642 yards and 3 TD's senior year . . . Career total of

88 receptions for 1288 yards and 8 TD's Played in East-West Shrine game.

PERSONAL: Born in Cedar Falls, Iowa All-State honorable mention in basketball at Athens (Ohio) High and baseball letterman Brother of punter David Green, Cincinnati Bengals Resides in Athens, Ohio.

JOHN HADL, QB

21



Kansas

6-1 214

Born: February 15, 1940

Year Oiler: 2

Year NFL: 16

How Acquired: Trade from Green Bay, 1976

PRO: Drafted by San Diego 3rd round, 1962 Traded by Chargers to Los Angeles Rams for DT Coy Bacon and RB Bob Thomas, 1973 Traded by Rams to Green Bay for five draft choices (1st, 2nd and 3rd in '75 and 1st and 2nd in '76), 1974 Traded with DB Ken Ellis and two draft choices to Houston for QB Lynn Dickey, 1976 Started four games in '76 when Dan Pastorini was injured He directed the 13-point underdog Oilers to a 3-point advantage over the Bengals in his first start; before Cincinnati escaped with a last minute victory on a 49-yard scoring bomb The following week against the Steelers Hadl directed the Oilers to 16 points, the first scores allowed by the Pitt defense in 23 quarters, but the Steelers, capitalizing on Oiler errors posted the victory In his third start, vs. Atlanta, Hadl piloted the Oilers to a 20-14 victory which snapped a six-game losing streak Against the Falcons he completed 18 of 26 for 222 yards and 2 TD's Hadl finished the '76 season with 60 completions in 113 attempts for 644 yards and 7 TD's Ranked among the top three NFL passers for Most Yards Gained, lifetime, and Most Passes Attempted, lifetime, and fourth for Most TD Passes, lifetime Three-time Charger MVP Still Holds most of San Diego passing records Played in four AFL All-Star games, '64, '65, '68, '69 Played in three AFL Championship games, '63, '64, '65 Had a streak of 36 TD passes in 38 games from '66 to '68 Led League twice in completions and yardage Led the AFL in '68 with 208 of 440 for 3,473 yards and 27 TD's In '71 he led the NFL completing 233 of 431 for 3,075 yards and 21 TD's Pro Footballs' Man of the Year in '71 Has passed for more than 300 yards in a game 16 times 1973 Pro Bowl and NFL MVP.

COLLEGE: Three-time All-Big Eight and two-time All-American Only player to be selected MVP in East-West shrine and College All-Star games Led NCAA University Division in punting, 1959.

PERSONAL: Born in Lawrence, Kansas Now makes home in Houston Active in many charity projects, including a program to aid the American Indian.

Bum says, "He has so much to offer us, and with his experience he is a great asset. I know that John is going to have a great year with us. He has just a great attitude about the game and what it takes to win."

TED HAND, C**66**

Eastern Michigan U. 6-2 250

Born: July 10, 1951 Year Oiler: 1

How Acquired: Free Agent, 1977 Year NFL: 1

Joins the Oilers after two seasons with the Hamilton Tigers in the Canadian Football League, and one with Detroit in the WFL Went to camp with New England in 1974 Born in Hazel Park, New Jersey West Milford High in West Milford, N.J. . . . Has degree in business administration Makes home in Butler, New Jersey.

DON HARDEMAN, RB**30**

Texas A&I

6-2 235

Born: August 13, 1952

Year Oiler: 3

Year NFL: 3

How Acquired: Drafted 1-A, 1975



PRO: One of two first round draft choices in '75 Played in 12 games last season, started two 32 carries for 114 yards and one TD 24.4 kickoff return average on 7 returns Stand-out special teams performer, among leading tacklers on kickoff coverage team Started most of 1975 gaining 648 yards and scoring 5 TD's Named on numerous All-Rookie teams 4.6 in the 40 15th player chosen in the '75 draft.

COLLEGE: Two-way All-America, RB and LB Led Texas A&I to National Championship senior season rushing for 1,547 yards, 7.2 average, and 18 TD's 3rd in nation in scoring, 108 points 119.9 yards per game average All-American linebacker as soph and junior All-American RB senior campaign MVP in NAIA Champion Bowl Senior Bowl and College All-Star game Received degree in Physical Education.

PERSONAL: Born in Killeen, Texas Hobby: writing poetry Resides in Houston with wife June and two sons.

Bum says, "We're expecting a lot out of Don Hardeman this year. He's one of those players who can be as good as he wants to be if he just makes up his mind he wants to. He's going to have some good competition this year, so it isn't going to come easy for him."

LARRY HARRIS, G-T**61**

Oklahoma State

6-3 274

Born: August 4, 1954

Year Oiler: 1

Year NFL: 1

How Acquired: Drafted 7th, 1976



PRO: Selected in 7th round, 1976 Was on injured reserve in '76.

COLLEGE: Played defensive tackle as soph Moved to OT for junior and senior seasons Played for Bum Phillips frosh year.

PERSONAL: Born in Sherman, Texas Played OT in high school, All-District Also lettered in basketball and track, won district discus title Resides in Houston, Texas.

DENNIS HAVIG, G

56



Colorado

6-3 251

Born: May 6, 1949

Year Oiler: 2

Year NFL: 7

How Acquired: Trade from Atlanta, 1976

PRO: Selected by Atlanta 8th round, 1971 Traded by Falcons to Houston for LB Guy Roberts, 1976 Played in all 14 games last year A starter for the Falcons since mid '73 Taxied in '71 UPI and Football Digest All-Rookie squads in '72

COLLEGE: All-Big Eight and Outstanding Lineman with Colorado in '70 '69 and '70 Liberty Bowls East-West Shrine All-Star Game and Senior Bowl.

PERSONAL: Born in Powell, Wyoming Powell High, FB

Hobbies: golf, tennis and bowling Works in transportation

Married to the former Debra Burgener of Powell, Wyoming

The Havigs' have three children; Megan, Mandi and Mallory and make their home in Marietta, Georgia.

CONWAY HAYMAN, G

70



Delaware

6-3 260

Born: January 9, 1949

Year Oiler: 3

Year NFL: 5

How Acquired: Free Agent, 1975.

PRO: Drafted by Washington 6th round, 1971 Released by Redskins and signed by New England, 1972 Released by Patriots and signed by Los Angeles, 1974 Released by Rams and signed with Houston, 1975 Did not play in '71, taxied in '72 and '73 Started all 14 games for Oilers last season Was stand-out alternate and played on special teams in '75.

COLLEGE: Three-year letterman at Delaware All-MAC, All-East and All-America Also played basketball.

PERSONAL: Born in Newark, Delaware Newark High, end

and tackle Brother Gary played with Seattle in '76 and Buffalo

in '74 and '75 Hobbies: tennis, reading, writing, dancing,

boxing and sewing Is currently attending the University of

Houston in a Masters of Business Administration program

Enjoys working with young people One of three elected 'Concerned

Citizen of Columbia, 1973' Nickname; Earl Makes

home in Houston.

JOHN HOUSMAN, RB**40****Houston****6-3 208****Born: October 28, 1954****Year Oiler: Rookie****Year NFL: Rookie****How Acquired: Free Agent, 1977**

The seventh leading rusher in Cougar history with 1788 yards in three campaigns Named Outstanding Offensive Player in the '75 Astro-Bluebonnet Bowl Best season was soph year, 988 yards gained rushing A native of Killeen, Texas Two-time All-District player at Killeen High, also a straight A student and a member of the National Honor society.

HARVEY HULL, LB**48****Mississippi State****6-2 230****Born: August 9, 1955****Year Oiler: Rookie****Year NFL: Rookie****How Acquired: Drafted 10th, 1977**

Four year starter Made 76 solo tackles, 31 assists, 8 sacks and recovered 2 fumbles last season Named first team all South-eastern Conference by A.P. & U.P.I. . . . Second team All America North-South and East-West All Star Games Led team with 90 primary tackles, 57 assists and 18 sacks Junior year U.P.I. Lineman of the Week after 15 unassisted tackle performance against Southern Mississippi Created fumble against Alabama sophomore year; recovered ball and scored on 45 yard return Birmingham News Freshman All-SEC, two time MVP in High School Education Major.

KEVIN HUNT, T**72****Doane, Neb.****6-5 260****Born: November 29, 1948****Year Oiler: 5****Year NFL: 7****How Acquired: Free Agent, 1973**

PRO: Drafted by Green Bay 10th round, 1970 Traded by Packers to New England for OG Bill DuLac, 1973 Claimed on waivers from Patriots by Oilers, 1973 Played in 13 games for Houston last year, started 7 Saw a lot of action on special teams Was top backup OT in '75 Started several games for Packers.

COLLEGE: NAIA Small College All-America Also played baseball Standout DT Also a kicking specialist.

PERSONAL: Born in Framingham, Massachusetts Wahconah Regional High in Dalton, Mass. . . . Drafted by the Minnesota Twins baseball team Married to the former Joan Sahling of Woodriver, Nebraska The Hunts reside in Houston and became the proud parents of twin daughters born in January, Mandy and Kelly.

Bum says, " Boy, he did a heck-of-a job for us last year. When (Greg) Sampson was hurt Kevin stepped right in and started seven games and in those seven games he was the aggressor."

OVE JOHANSSON, K

18



Abilene Christian

5-10 175

Born: March 31, 1948

Year Oiler: Rookie

Year NFL: Rookie

How Acquired: Drafted 12th, 1977

Kicked the longest field goal in history of game, 69 yards A soccer All American at Davis and Elkins before transferring to Abilene Christian Hit on 8 of 15 FG's and 34 of 37 PAT's Conversions were from; 21, 22, 28, 33, 37, 42, 43 and 69 yards Misses were; 34, 41, 47, 53, 53, 57, and 57 yards In pre-game practice before 69 yard FG he hit on two from 70 yards First team All Lone Star Conference NAIA Second Team Shrine Bowl in Houston Consistently kicks off into end zone.

AL JOHNSON, RB

15



Cincinnati

6-0 200

Born: June 17, 1950

Year Oiler: 6

Year NFL: 6

How Acquired: Free Agent, 1972

PRO: Saw action in all 14 games last season Excellent special teams performer Returned 8 kickoffs for 150 yards Played in 33 games in first three seasons with Oilers.

COLLEGE: QB at Cincinnati Most Improved Player, freshman year Outstanding Offensive Back awards three years in a row Co-captain Sigma, Sigma Honorary Fraternity, Inc.

PERSONAL: Born in Baltimore, Maryland Douglas High, HB, TE and QB Hobbies include, home, music and cars Nicknames: Dog, AJ and Lord Baltimore Married to the former Cheryl Ann Kearney of Linden, New Jersey Resides in Missouri City, Texas.

Bum says, "Al Johnson is one of the best special teamers I have ever seen in all the time I've been watching the game. He's 'Mr. Special Teams'. He can play for you anywhere, he's filled in at running back, wide receiver, and in the secondary. He'll do whatever you want him to do, plus he's such a great special teamer, I mean excellent and underline excellent."



Widner

5-9 170

Born: January 21, 1952

Year Oiler: 4

Year NFL: 4

How Acquired: Drafted 15th, 1974

PRO: Perhaps the best 15th round selection in the History of the NFL draft . . . Played in all games last season, started 13, somewhat hampered by injuries part of the season . . . Oilers 2nd leading receiver for third straight year, 47 for 495 yards and 4 TD's . . . Longest reception 40 yards . . . Teams top punt and kickoff return man; 39 punt returns for 397 yards (10.2 average, longest 46 yards) and 26 KO returns for 579 yards (22.3 average, longest 53 yards) . . . NFL ranking in '76: Punt Returns, 11th (6th AFC); Kickoff Returns, 22nd (16th AFC); Pass Receiving, 15th (8th AFC) . . . Top game receiving in '76 was 5 for 104 yards and 1 TD against Atlanta . . . Is the All-Time NFL punt return leader, 108 returns for 1424 yards averaging 13.2 yards per return . . . Co-holder of NFL record for most TD's scored on returns (punt and kickoff) in a season; 3 punts and 1 KO returned for TD's in 1975 . . . 12 career TD's average 41.9 yards per score . . . TD passes: 6, 29, 27, 9, 32, 34 and 40 yards; Punt Returns: 63, 52, and 83 yards; KO Return: 81 yards; Rushing: 47 yards . . . Combined career yardage for receptions, rushing, punt returns and KO returns is 4,961 yards on 326 plays for an average of 15.3 yards per play . . . Named to the Pro-Bowl in '75, Johnson responded with a record shattering performance and was selected MVP; in 7 plays his offensive output was 263 yards, Pro-Bowl records: Most Yards Gained on Punt Returns, 159; Longest Punt Return, 90-yards; Tied the record for Most Punt Returns, Game, 4 . . . He also returned 3 KO's for 74 yards . . . Two-time Houston MVP in NEA poll . . . Holds majority of Oiler punt and kickoff return records.

COLLEGE: Set 12 All-time Mid-Atlantic Conference records . . . College Division All-America in '73 . . . Two-time NCAA Division II rushing leader, 1,494 yards in '73 and 1,556 in '74 . . . Tied for lead in points scored with 162 in '72 . . . Career rushing average 8.8, 2,946 yards on 332 carries . . . Last two years averaged 9.7 with 2,518 yards on 258 attempts . . . Scored 45 career TD's including record 20 in '73 . . . Career total offense was 3,737 yards and he scored in 25 consecutive games . . . Also established 9 new all-time NCAA records . . . Averaged 41.7 yards on his TD runs and scored every 7.7 times he touched the ball . . . Shattered virtually all of Whizzer White's seemingly unapproachable all-time rushing records. Referred to in Phila. media as 'Billy Boxoffice'.

PERSONAL: Born in Marcus Hook, Pennsylvania . . . Works in Oiler public relations department in off season making public appearances . . . Does outstanding work with young people . . . Nick-names: 'Billy J' and 'Billy White Shoes' . . . Resides in Houston with wife, the former Barbara De Shields, and two children, Marcia and Kendra.

Bum says, "I'd like to see him well this year so he can get back on special teams. He can change the field position for you quicker than anybody other than the referee."

STEVE KINER, LB**57**

Tennessee

6-1 225

Born: June 12, 1947

Year Oiler: 4

Year NFL: 7

How Acquired: Trade from New England, 1974

PRO: Selected by Dallas 3rd round, 1970 Traded from Cowboys to New England for 4th round choice, 1971 Traded from Patriots to Miami for OT Bill Griffin, 1972 Released by Dolphins and signed by Washington, 1972 Claimed by New England on waivers from Redskins, 1973 Traded by Pats to Houston for 9th draft choice, 1974 Played in all 14 contests for Oilers last three seasons, started all but one in '76 Oilers 2nd leading tackler for second year in a row, 87 tackles and 70 assists 5 QB sacks and forced 2 fumbles A three year starter Played in the '71 Super Bowl Has played in 84 games in 6 years.

COLLEGE: Two-time All-American Southeastern Conference Soph of the Year Once made 12 unassisted tackles and two interceptions in a game while playing with a broken wrist.

PERSONAL: Born in Sandstone, Minnesota Hillsborough High in Tampa, Florida Makes home in Houston.

Bum says, "Steve Kiner has got to be the best the Houston Oilers ever got for a ninth round draft choice. He's been a starter for us for three years and I can't remember him ever missing a game or a practice session."

ERNEST KIRK, DE**79**

Howard Payne

6-2 265

Born: April 14, 1952

Year Oiler: 1

Year NFL: 1

How Acquired: Free Agent, 1977

PRO: Joined the Oilers as a free agent in 1974 Release by Houston prior to start of season Signed with Edmonton Eskimos in the Canadian Football League in '75 Started at two positions, DE and OG Was leading tackler on team when moved to guard mid-way through season Move was brought about by rash of injuries on offensive line Was with Edmonton when they won the Grey Cup in '75.

COLLEGE: Three year starter All-Conference Second team Little All-American Leading tackler senior and junior year.

PERSONAL: Born in Marlin, Texas Hobbies: basketball, tennis and motorcycle riding Off-season employment: Resident house parent with Texas Youth Counselors Married to the former Adelia Mae Houston of Brownsville, Texas Resides in Brownsville, Texas.

ERNEST KNOX, LB**64****Southern Methodist****6-2 240****Born: September 20, 1952****Year Oiler: 1****Year NFL: 1****How Acquired: Free Agent, 1977**

Was in camp with Kansas City in '75 Played with semi-pro Farris Wheels in '76 Played outside linebacker and defensive end Wharton Junior College, two years Four year performer at Southern Methodist Temple High, Temple, Texas Resides in Dallas.

DANNY LEE, P**11****NE Louisiana****6-2 190****Born: September 3, 1953****Year Oiler: 1****Year NFL: 1****How Acquired: Free Agent, 1977**

An 11th round draft choice by New Orleans in 1975 Set school record junior season averaging 42.9 on 76 punts Also set school record with a 73-yard punt Younger brother of David Lee, two-time NFL punting champion while with the Baltimore Colts Surpassed all of Dave's collegiate punting records Born in Minden, Louisiana Minden High.

JACK LeVECK, LB**56****Ohio U.****6-1 225****Born: February 3, 1950****Year Oiler: 1****Year NFL: 3****How Acquired: Free Agent, 1977**

PRO: Joined Atlanta as a free agent, 1972 Released by Falcons and signed by St. Louis, 1973 Released by Cardinals and had try-outs with Cleveland and Chicago Played in 24 games with Cards over two-year span Considered a top reserve and a standout on special teams.

COLLEGE: A top performer at Ohio U. . . . Collected 22 tackles in one game Received Bachelor of Science degree in education.

PERSONAL: Born in Columbus, Ohio Watkins-Memorial High Makes home in Pataskala, Ohio.

CHARLES MALITO, WR**39**

Nebraska

6-2 160

Born: September 19, 1953

Year Oiler: Rookie

YEAR NFL: Rookie

How Acquired: Free Agent, 1977

Joined the Oilers as a free agent in 1977 . . . Played three years at Nebraska . . . Was standout track performer . . . Won the Big 8 outdoor 440 title with a 48.7 in a driving rainstorm . . . Attended Lakewood High, Lakewood, Colorado . . . All-Metro and All-State (State 440 champ) . . . Nickname: Mosquito and Skeeter . . . Resides in Lincoln Nebraska.

CARL MAUCH, C**55**

Southern Illinois

6-4 250

Born: July 7, 1947

Year Oiler: 3

Year NFL: 9

How Acquired: Trade from San Diego, 1975

PRO: Selected by Baltimore 13th round, 1969 . . . Released by Colts to Miami on waivers, 1970 . . . Traded by Dolphins to San Diego for 4th round draft choice, 1971 . . . Traded by Chargers to Houston for the negotiating rights to G Booker Brown and DB Benny Johnson . . . Was the starting center in all 14 outings last season . . . Superb leader both on and off the field . . . Team captain . . . Has started 83 consecutive NFL games . . . Recovered one fumble for a TD in '72.

COLLEGE: Team Captain . . . Spirit Award in senior year . . . Graduated from Southern Illinois with honors, 4.57 out of a possible 5.0, in business management . . . Had the highest grade point average among athletes, senior year at SIU.

PERSONAL: Native of McLeansboro, Illinois . . . McLeansboro Township High, LB and C . . . Hobbies: softball, raquetball and basketball . . . Leading scorer on Oilers basketball team . . . Makes home in Houston with wife Vickie and their three children; Timmy, Christina and Teresa.

Bum says, "Carl Mauch is the leader of our offensive line, he's a spirited leader and a fierce competitor."

STEVE MEYER, DE**66**

Sam Houston State

6-5 245

Born: January 31, 1954

Year Oiler: Rookie

Year NFL: Rookie

How Acquired: Free Agent, 1977

A native Houstonian . . . Played at Reagan High, Blinn Junior College and Sam Houston State . . . Played both defensive tackle

and end Received degree in Physical Education Makes home in Houston.

LINCOLN MINOR, RB

23

Year NFL: 2 **New Mexico State**

Year Oiler: 1 **Born: January 22, 1950**

6-2 **210** **How Acquired: Free Agent, 1977**

PRO: Signed as free agent by Washington, 1973 Released by Redskins and signed by Kansas City, 1973 Traded by Chiefs to New Orleans for a draft choice Played with Birmingham in the WFL in '74

COLLEGE: New Mexico State, played one season 14 rush attempts for 65 yards, 4.6 average.

PERSONAL: Born in Mountain View, California Ravenswood High in Palo Alto Has worked for the juvenile court in San Francisco Resides in Mountain View, California.

ZEKE MOORE, CB

22



Lincoln

6-3 **195**

Born: December 2, 1943

Year Oiler: 11

Year NFL: 11

How Acquired: Drafted 5th, 1967

PRO: Most experienced ace on the Oilers air-patrol Started all 14 contests in 1976 Has played in 131 AFL-NFL games, all with Houston 35 tackles, 13 assists and 1 interception last year 21 career interceptions Has started at both cornerback and safety during career Oilers top interceptor in '75 Led AFL in KO returns and played in AFL championship game, 1967 Played in '69 AFL All-Star game and the NFL Pro-Bowl in '71 and '72 Has returned 64 KO's for 1,618 yards (25.3) during career.

COLLEGE: All-Conference RB at Lincoln Also played basketball

PERSONAL: Born in Tuskegee, Alabama Tuskegee Institute High, RB Local Dodge-NFL Man of the Year Award in '75 Outstanding Achievement Award by the National Alliance of Businessmen Hobbies: basketball and softball Very active in community relations and various charitable organizations A standout performer with the Oilers basketball squad Married to the former Norma Jones of Houston; makes home in Houston with wife and four children, Tina, Eleska, Reginald and Ezekial III. Bum says, "Zeke is a pro's pro. He knows his position and the opposition probably as well as anyone playing the game. He is a real student and like fine wine, he gets better with age."

DAN O'ROURKE, WR**25****Colorado State****5-10 194****Born: February 10, 1954****Year Oiler: 1****Year NFL: 1****How Acquired: Free Agent, 1977**

PRO: Selected by Houston 13th round, 1976 Released by Oilers before season and resigned as a free agent, 1977

COLLEGE: CSU's number two all-time receiver, 85 receptions for 1299 yards Three year starter All-Western Athletic Conference in '75 Has 4.5 speed in the 40.

PERSONAL: Born in Freeport, Illinois Running back in high school, was All-Ohio along with Archie Griffin Also ran track Resides in Fort Collins, Colorado.

DANTE PASTORINI, QB**7****Santa Clara****6-3 205****Born: May 26, 1949****Year Oiler: 7****Year NFL: 7****How Acquired: Drafted 1st, 1971**

PRO: Played in 13 games last season, started 10 Has been the Oilers starting QB since rookie season Despite suffering a rib injury which sidelined him for one game and severely limited his playing time to eight plays in three other games (five were punting plays) Pastorini finished the season with some impressive stats: 167 of 309 for 1795 yards, 54.0 comp. pct., 10 TD's 67t long, 10 interceptions The following is how he finished in the NFL rankings: Overall Passing, 15th; Attempts, 11th; Completions, 12th; Percent of Completions, 14th; yards gained, 16th; Percent of Interceptions, 6th Top performances in '76 were: 25 of 39 for 329 yards and 3 TD's vs San Diego; 24 of 40 for 217 yards vs Denver; 16 of 36 for 216 yards and 1 TD vs Oakland Pastorini also handled the Oiler punting chores in '76; 70 for 2571 yards 36.7 average, 74 long, 12 inside the 20 Pastorini had started in 33 straight games before missing the second Cincinnati game last year In 1975 he piloted the Oilers to their best season since 1962, winning 10 and losing 4 barely missing the playoffs Connected for a career high 14 TD's and 2053 yards in '75 Selected to play in the Pro-Bowl in 1976, he responded with a record setting 64-yard TD pass to Oiler teammate Ken Burrough. In all Dan completed 5 of 12 for 133 yards.

COLLEGE: Finest quarterback in Santa Clara history, still holds most of schools passing records Second team AP Little All-American, First team UPI Little All-Coast Played in East-West Shrine game and named MVP Selected Most Valuable Back in Senior Bowl Played in College All-Star game.

PERSONAL: Born on May 26, 1949 in San Francisco, California Attended Bellarmine Prep in San Jose All-League selection in football and baseball MVP in California High School All-Star game Drafted out of high school by the New York Mets Serves on the Board of Directors for the National Leukemia Society of America Works with the Easter Seal Foundation Does a lot of work with various youth groups and charitable organizations Operates a race and pleasure boat business in Houston

. . . . Holds world record for elapsed time in Unlimited Jet Class in quarter mile drag, :08:91 Holds Southern Drag Boat Association record, 127.88 MPH, elapsed time :08:26 seconds Hobbies: golf, tennis, fishing, skiing Nickname: Dan Married to the former June Wilkinson of East Borne Sussex, England The Pastorinis' have one child, Brahma Marie and reside in Houston, Texas.

Bum says, "I think he's going to have an excellent year in 1977. I've never seen anybody work as hard as he did during the off-season. Now nobody told him to, he just went out and did it. He made up his mind that we're going to have a great year and he's going to have a great year. Dan's a great competitor, he'll play with pain and do whatever you want him to do. He's another leader who leads by his actions."

JIM PHILLIPS, OT

67



Angelo State
 6-4 273
 Born: August 24, 1954
 Year Oiler: 1
 Year NFL: 1
 How Acquired: Free Agent, 1977

Was in the Dallas try-out camp last year Played offensive and defensive tackle at Angelo State Played high school ball at Jayton, Jayton Texas Makes home in San Angelo.

ROBERT RAY, QB-P-K

17



North Texas State
 6-4 222
 Born: November 3, 1953
 Year Oiler: Rookie
 Year NFL: Rookie
 How Acquired: Free Agent, 1977

A starting quarterback for coach Hayden Fry Assumed the starting position mid-way through junior season and directed the Mean Green to four victories Played two years with Nebraska before transferring to North Texas Born in Midland, Texas Midland High Resides in Wichita Falls, Texas.

HOUSTON OILERS 1977 ROAD HEADQUARTERS

OPPONENT	HOTEL	TELEPHONE
Oakland	Berkeley Marriott	(415) 548-7920
New Orleans	Hyatt Regency	(504) 561-1234
Green Bay	Port Plaza	(414) 432-4811
Miami	Marriott	(305) 649-5000
Seattle	Washington Plaza	(206) 624-7400
Cincinnati	Stouffer's Towers	(513) 721-8600
Pittsburgh	Marriott Inn	(412) 922-8400
Cleveland	Marriott Inn	(216) 252-5333



Penn State

6-4½ 263

Born: April 27, 1955

Year Oiler: Rookie

Year NFL: Rookie

How Acquired: Drafted 2nd, 1977

Was a defensive lineman freshman year Three year starter at tackle Played in four post season bowls: Orange, Sugar, Cotton, and Gator; was a starter in the last three played in Senior Bowl All East, A.P. & U.P.I. Honorable mention All American on several teams Tri-captain Health and Physical Education Major Outstanding high school athlete All State in football Captain of football and track squads 50 and 5 wrestling record Heavily recruited by Eastern and Mid-Eastern Colleges "George is not only a fine football player but a great young man and has most of his best football ahead of him, and he will work to become a stronger player", praised Penn State Coach Joe Paterno "I hate to say that I was hoping to go that high in the draft, but I'm very pleased and I did have high hopes. I'm very happy to be going to Houston. It seems to be a very progressive area and the Oilers organization impressed me very much", said Reihner.



Wisconsin-Milwaukee

6-2 195

Born: May 6, 1953

Year Oiler: 2

Year NFL: 2

How Acquired: Free Agent, 1976

PRO: Signed as free agent by Oakland, 1975 Sat out '75 season due to an ankle injury Played in two games with '76 Raiders before being released and signed by Oilers Played in 11 games with Houston last season, started 10 Credited with 44 tackles, 30 assists and one interception 2nd team on '76 All-Rookie squad.

COLLEGE: Four year starter Captain in '73 and '74 Voted Outstanding Performer in '74 Established school record for career interceptions, 24, and single game mark, 4 Scored 5 TD's during career, 2 on punt returns and 3 on interception returns Received B.S. degree in business Chancellors Award in '74.

PERSONAL: Born in Baraboo, Wisconsin Baraboo High, All-Conference and three year starter in football and basketball All-Conference WR and CB on undefeated team Hobbies: tennis, golf and real estate Chairman of Captains Council, 1975 Resides in Houston.

Bum says, "Mike came in here as a free agent on a Wednesday and the next weekend he started which was a shock to him and us too. How often do you get a free agent come in, in the middle of the week and start the next ball game. Mike did and he did a good job for us, he's also a good special teamer, a good tackler and an intelligent player."

AL ROMANO, LB

69



Pittsburgh

6-3 225

Born: April 4, 1954

Year Oiler: Rookie

Year NFL: Rookie

How Acquired: Drafted 11th, 1977

Three year starter . . . Runner-up for Outland Trophy . . . One of four finalists for Lombardi Trophy . . . Numerous All American Teams including: A.P., U.P.I., Kodak, Walter Camp Foundation . . . Played in three Bowls; Sun, Fiesta and Sugar . . . Named outstanding lineman in '75 Sun Bowl . . . In 11 regular season games last season, made 65 tackles, 55 assists, and 9 sacks . . . Played in Hula and Japan Bowls . . . Economics Major.

ANDRE ROUNDTREE, LB

36



Iowa State

6-3 220

Born: July 1, 1953

Year Oiler: 1

Year NFL: 2

How Acquired: Free Agent, 1977

PRO: Selected by Detroit in 12th round, 1975 . . . Released by Lions, 1976 . . . Missed the '75 season due to an injury.
COLLEGE: Played defensive end at Iowa State . . . Played every game after transferring from Santa Ana Junior College in California . . . Named All-Conference senior year . . . College nickname: Shaft . . . Received Bachelor of Arts degree in sociology.
PERSONAL: Born in Garden Grove, California . . . Westminster High . . . Makes home in Garden Grove, Ca.

GREG SAMPSON, T

73



Stanford

6-6 270

Born: December 25, 1950

Year Oiler: 6

Year NFL: 6

How Acquired: Drafted 1st, 1972

PRO: Played in 8 games last year, started 7 . . . Hampered part of the season by minor injuries . . . Started every game in '74 and '75 . . . Played defensive tackle first two years with Houston . . . AFC All-Rookie team in 1972.
COLLEGE: Started DE on Stanfords '71 and '72 Rose Bowl championship teams . . . Named on several All-West Coast teams . . . Pro-Scouts All-America.
PERSONAL: Born in Bellingham, Washington . . . R.A. Millikan High in Long Beach, California . . . Hobbies: hunting, water skiing and tennis . . . Owns a Recreational Vehicle Park in Oceanside, California, which he operates during the off-season . . . Married

to the former Kathy Price of Trinity, Texas Makes home in Missouri City, Texas.

Bum says, "One of the most gifted lineman that we have and may be one of the better athletes on the whole football team. He can do a lot of things, he can play guard or tackle and he can play defense."

JOHN SAWYER, TE

81



Southern Mississippi

6-2 230

Born: July 26, 1953

Year Oiler: 3

Year NFL: 3

How Acquired: Drafted 11th, 1977

PRO: Played in all 14 games last year, started 4 18 receptions for 208 yards, longest 53-yards Plays on special teams Sidelined with an injury for six games in his rookie year.

COLLEGE: 79 career catches for 971 yards and 4 TD's All-South Independent MVP Jackson Touchdown Club Senior and All-American Bowls MVP Big Gold Club.

PERSONAL: Born in Brookhaven, Mississippi Baker High Hobbies: fishing and hunting Nickname: Country Married to the former Suzie Wilkinson of Baton Rouge, Louisiana Makes home in Baker, Louisiana.

Bum says, "John's a good sound blocker and he has excellent hands, he's also a standout on special teams."

SPENCER SETTLES, LB

39

UCLA

6-1½ 235

Year Oiler: 1

Born: February 25, 1953

Year NFL: 1

How Acquired: Free Agent, 1977

Was with the Atlanta Falcons part of last season Played at UCLA four years and was a two year starter Selected MVP by teammates in '74 Received degree in Economics Nickname: Rock A native Houstonian, played at Elmore High.

BOBBY SIMON, OG

74



Grambling

6-5 265

Born: December 13, 1952

Year Oiler: 1

Year NFL: 1

How Acquired: Drafted 8th, 1976

PRO: Did not play in 1976, on the injured reserved list with Houston.

COLLEGE: A top offensive lineman at Grambling Has 4.8

speed in the 40 Was a top pass-protection blocker who earned the 'Tag' watchdog for the QB's Won several Outstanding Lineman Awards Selected for the John G. and Most Durable Player Awards.

PERSONAL: Born in Mansfield, Louisiana De Soto High Hobbies: arts and crafts and fishing Resides in Houston, Texas.

Bum says, "Bobby is the kind of player that we anticipate great things out of. He has excellent speed to go with his size and has all the potential of being an outstanding pro player."

GREG STEMRICK, CB

27



Colorado State

5-11 185

Born: October 25, 1951

Year Oiler: 3

Year NFL: 3

How Acquired: Free Agent, 1975

PRO: Played in all 14 games last year, started 4 Made one interception Played in 11 games with Oilers in '75 Was with Chicago WFL in '74.

COLLEGE: First team All-WAC Honorable mention All-American Selected Best Defensive Back Also played basketball.

PERSONAL: Born in Cincinnati, Ohio Lincoln Heights High Brother Ken coaches at Oklahoma Christian Enjoys music Nickname: Stem Married to the former Pamela Crawford of Lincoln Heights, Ohio; one son, Gregory Makes home in Houston.

Bum says, "A very good special teamer, aggressive football player. He has good range and knows the coverage areas. Greg could crack the starting line-up this year."

ART STRINGER, OLB

39



Ball State

6-2 223

Born: January 30, 1954

Year Oiler: 1

Year NFL: 1

How Acquired: Drafted 9th, 1976

PRO: Selected in 9th round, 1976 Was on injured reserve in '76.

COLLEGE: First team All-MAC in '75 Three year starter Standout on special teams Has also played fullback.

PERSONAL: Born in Troy, Alabama All-State and All-America in high school Writes poetry as a hobby Makes home in Houston.

ALTIE TAYLOR, RB**42****Utah State****5-10 200****Born: September 29, 1947****Year Oiler: 2****Year NFL: 9****How Acquired: Free agent, 1976**

PRO: Selected by Detroit 2nd round, 1969 . . . Released by Lions and signed by Houston, 1976 . . . Played in 11 games last year . . . Lions All-time leading rusher, 4,297 yards on 1,165 attempts . . . Only Detroit ball carrier to rush over 1000 times . . . Led Lions in rushing three straight years . . . Ranked among top active rushers in League . . . Scored 30 career TD's . . . 160 yards gained rushing against Green Bay in '73 is career high . . . Topped 100-yards rushing in four games.

COLLEGE: One of Utah States All-time leading rushers, 3,925 yards in three year career . . . Also KO return specialist, made a 105 yard return against West Texas State . . . Starred in '69 North-South game.

PERSONAL: Born in Pittsburgh, California . . . Starred at Diablo Junior College before enrolling at Utah State . . . Makes home in Detroit with wife, Adela, and three children, Rona, Taya and Altie III.

Bum says, "I look for him to be the same Altie Taylor he was two years ago in Detroit when he was setting all those records. He's sure going to have the chance."

EARL THOMAS, WR**82****Houston****6-3 215****Born: October 4, 1948****Year Oiler: 2****Year NFL: 7****How Acquired: Free Agent, 1976**

PRO: Selected by Chicago in 6th round, 1971 . . . Traded by Bears to St. Louis for OC Wayne Mulligan, RB Cliff McClain and a 7th round choice, 1974 . . . Traded by Cardinals to Green Bay for a draft choice, 1976 . . . Released by Packers and signed with Houston, 1976 . . . Played in 6 games for Oilers last year, started one . . . A starter with both the Bears and Cardinals, second most productive receiver for St. Louis in '75 . . . Best season was in '74, 34 receptions for 513 yards and 5 TD's playing a major role in the Cards drive to the NFC Eastern Division title.

COLLEGE: Started at Houston senior season . . . Caught 15 for 271 . . . Alternated at TE soph and junior years.

PERSONAL: Born in Greenville, Texas . . . Greenville High, QB . . . Brother of Redskins RB Mike Thomas, and Jimmy Thomas former 49er RB . . . Enjoys playing chess and writing short stories . . . Most interested in music and how the artists relate their feelings through their work . . . Married to the former Marie Smith of Houston . . . The Thomas's have one child, Christopher, and reside in Houston.

Bum says, "He didn't get the chance to go through training camp with us last year so we didn't have the opportunity to play him like we think we can this year."

TED THOMPSON, LB**51****Southern Methodist****6-1 220****Born: January 17, 1953****Year Oiler: 3****Year NFL: 3****How Acquired: Free Agent, 1975**

PRO: Played in 12 games last season and 14 in '75 Has played both outside and in the middle Standout special teams performer Can also be used as a backup punter and placekicker.

COLLEGE: Three-year starting linebacker at Southern Methodist Academic All-SWC Captain Named on Outstanding College Athletes of America Also played baseball Received Bachelors Degree in business administration.

PERSONAL: Born in Atlanta, Texas Atlanta High, RB Hobbies: golf and guitar Enjoys playing basketball, softball and horseback riding Nickname: Silver Makes home in Houston.

Bum says, "Ted has been a very consistent player for us, he's most consistant on the special teams."

MORRIS TOWNS, T**76****Missouri****6-4 275****Born: January 10, 1954****Year Oiler: Rookie****Year NFL: Rookie****How Acquired: Drafted 1st, 1977**

Became starter as a sophomore after moving from defense Tom Harmon's All-American Team Blue-Gray, Hula and Japan Bowls N.E.A. First Team All-American All-Big 8 selection Engineering Major Played one of his better games in victory over Nebraska "You got a heck of a football player, as good as any I've seen," said Missouri Coach Al Onofrio Vashon High - All State selection twice at defensive tackle Heavily recruited Likes all outdoor sports, fishing and enjoys basketball "I really didn't believe I'd go as high in the draft as I did. I know I have a lot to contribute and I'm glad that I'll be contributing to a team like the Oilers," said Towns.

DONNIE WALKER, S**29****Central State, Ohio****6-2 180****Born: December 26, 1950****Year Oiler: 1****Year NFL: 3****How Acquired: Free Agent, 1977**

PRO: Selected by Buffalo 4th round, 1973 Traded by Bills to Los Angeles for 5th round draft choice, 1975 Released by Rams and signed by New York Jets, 1975 Released by Jets

and signed with Houston, 1977 . . . Very adept punt returner, in his first two seasons he returned 68 for 594 yards . . . 43 returns in '74 established a new record in Buffalo and tied for the third most in NFL history . . . Has played cornerback and safety.

COLLEGE: Played defensive back and wide receiver . . . Pittsburgh Courier All-American . . . All-NAIA, second team . . . Named Outstanding Defensive Player for the West in the Ohio Shrine Bowl.

PERSONAL: Born in the Bronx, New York City. . . Lindenhurst High . . . Standout football and track athlete . . . Enjoys music, plays the piano and trombone . . . Makes home in Los Angeles, California.

LLOYD WALLS, DB

32



Arkansas State

5-10 176

Born: November 14, 1950

Year Oiler: 1

Year NFL: 1

How Acquired: Free Agent, 1977

Was a Navy veteran who won a walk-on scholarship at Arkansas State in '74 . . . Enjoyed starters' status throughout college career . . . Political Science major . . . Played wide receiver on three straight undefeated teams at Lincoln High in Forrest City, Arkansas . . . Also starred four years in baseball . . . Enjoys singing and doing impressions . . . Resides in Forrest City, Arkansas.

TED WASHINGTON, LB

59



Mississippi Valley

6-1 245

Born: February 16, 1948

Year Oiler: 4

Year NFL: 5

How Acquired: Free Agent, 1973

PRO: Selected by Kansas City 17th round, 1972 . . . Released by Chiefs and signed by New York Jets, 1974 . . . Traded from Jets to Houston for C Warren Koegel, 1974 . . . A three year starter . . . Credited with 82 tackles, 37 assists, 5½ sacks and 2 forced fumbles in '76 . . . Led Oilers in sacks in '74 with 11 . . . Oilers second leading tackler in '75; 96 tackles, 23 assists, 2½ sacks, 3 interceptions and recovered 4 fumbles . . . A most proficient special teams player.

COLLEGE: 1st team All-SWAC in 1971-72 . . . All SWAC in '69 and '70 at middle guard and tackle . . . Named Outstanding Defensive Player in the first Black All-Star game in Houston in '71 . . . Outstanding Defensive Player in the SWAC in '71 . . . AP All-American third team in '72 . . . Captain junior and senior years . . . Participated in Track . . . Received Bachelor of Science degree in physical education.

PERSONAL: Born in Tampa, Florida . . . Middleton High in Tampa and Tuskegee High in Tuskegee, Alabama, played OT and DT . . . Enjoys hunting and fishing . . . Married to the former Jennifer Oliver of Tuskegee, Alabama . . . The Washingtons have two children, Michelle and Phebe, and reside in Tuskegee, Alabama.

Bum says, "Whew, he's like a block of granite for us. Without him on that side, when he's not in there you can really tell it. When he's out we miss him probably as much as anyone on our team. When you miss him you're missing a whole lot cause he's a load."



Bowling Green

6-2 200

Born: October 2, 1945

Year Oiler: 2

Year NFL: 10

How Acquired: Free Agent, 1976

PRO: Selected by Detroit 9th round, 1967 . . . Played out option and signed with Houston, 1976 . . . Started in four outings for Houston in '76 before being sidelined for the season with an injury . . . Has earned his reputation as one of the NFL's top air-police-men. . . Played in 108 games with the Lions . . . 17 career interceptions and 5 fumbles recoveries . . . Has scored two TD's in career; 27-yard interception return and 52-yard fumble recovery and return . . . Intercepted 3 passes in game against Chicago in '68 . . . Named AP Player of the Week several times during career and honorable mention All-Pro twice.

COLLEGE: All-Conference and All-American . . . HB and DB . . . Participated in track program . . . Was Bowling Greens first All-American . . . Received Bachelor of Science Degree in business administration.

PERSONAL: Born in Sherman, Texas . . . Bowling Green (O.) High, FB . . . Father was a music professor at SMU . . . Hobbies include: horses, guitar, furniture building and refinishing, wood carving, writing poetry, gardening and golf . . . Awards include: Who's Who in American Colleges and Universities, B.G.S.U. Outstanding Citizen Award and Outstanding Young Men in America, 1971 . . . Nickname: Wegs . . . Married to the former Sharon Barkham of Rochester, Michigan . . . The Wegers and their two children, Kurtis and Brian, reside in Oxford, Michigan.

Bum says, "He was doing an excellent job for us last year till he got hurt. He's fully recovered now and we anticipate he'll do the job for us this year. He's smart and an excellent leader."



Oregon State

6-3 200

Born: March 23, 1953

Year Oiler: 1

Year NFL: 1

How Acquired: Free Agent, 1977

PRO: Selected by Los Angeles Rams 15th round 1975 . . . Released by Rams and signed by the So. California Sun, WFL, 1975 . . . Signed by San Diego when WFL folded, 1976 . . . Released by Chargers and signed by Rams, 1976 . . . Claimed on waivers from Rams by New Orleans, 1976. Released by Saints and signed by Houston . . . Was the second leading punter in WFL.

COLLEGE: Attended Orange Coast JC before transferring to Oregon State . . . Career stats: 250 or 575 for 3099 yards and 10 TD's.

PERSONAL: Born in Ontario, California . . . Newport Beach High . . . Makes home in Newport Beach, California.



Prairie View A&M

6-1 200

Born: August 1, 1952

Year Oiler: 4

Year NFL: 4

How Acquired: Free Agent, 1972

PRO: A two-year starter, led the Oilers in interceptions last year, 5 for 103 yards Made 64 tackles, assisted on 35 and recovered 3 fumbles; scored on a 96-yard fumble recovery return against New Orleans Was a high school coach when presented with the opportunity to try out with Houston Rookie year he played tight end, wide receiver, running back, linebacker and defensive back The following year he settled in at safety and since coming under coach Bum Phillips tutelage is rapidly developing into one of the premier free safties in the NFL Considered among the elite as a special teams player; is nearly always the first man down under punts and kickoffs.

COLLEGE: All-Conference Played defensive back and linebacker

PERSONAL: Born in Beaumont, Texas Charlton-Pollard High, LB and TE Makes home in Houston.

Bum says, "He's a super special teamer and a good weak safety. He's a tough tackler, an extremely tough tackler and he improved quite a bit last year."

FRED WILLIS, RB

44



Boston College

6-0 205

Born: July 22, 1952

Year Oiler: 6

Year NFL: 7

How Acquired: Trade from Cincinnati, 1972

PRO: Selected by Cincinnati 4th round, 1971 Traded with RB Paul Robinson to Houston for LB Ron Pritchard and WR Charlie Joiner Played in 13 games last year, started 12 A starter since joining the Oilers Houston's second leading rusher last season, 148 for 542 yards, 3.6 average, 44 long, 2 TD's 32 receptions for 255 yards, 7.9 average, 42 long, 1 TD Top efforts in '76 were against Buffalo, 16 carries for 96 yards and Cincinnati, 26 for 90 Can play both halfback and fullback with equal efficiency Led Houston in rushing in 1972, 461 yards, and 1973, 579 yards Top receiver in the AFC in '73, 57 for 371 yards Rookie year he led the Bengals in rushing, 590 yards Has taken ballet lessons in off-season in effort to improve coordination and agility Works extremely hard on weight program in off-season Serves as Houston player co-rep.

COLLEGE: One of the all-time greats at Boston College Finished career with 419 attempts for 2217 yards, 5.1 average, 19 TD's 1077 rushing yards senior year Made 11 career TD receptions and is still Boston College's all-time scoring leader with 30 for 180 points All-East and All-New England in '70 Received Bachelor of Science degree in marketing.

PERSONAL: Born in Natick, Massachusetts Played high school ball at Kimball Union Academy in New Hampshire Owns and operates a motorcycle shop Wife's name is Laurinda

. . . . The Willis' have two children and reside in Sugarland, Texas. Bum says, "He can play halfback or fullback and he's one of the few on the team that can play both positions."

TIM WILSON, RB

45



Maryland

6-3 220

Born: January 14, 1954

Year Oiler: Rookie

Year NFL: Rookie

**How Acquired: Drafted 1st choice
in 3rd round, 1977**

Was primarily the blocking back in Maryland's "I" Gained 610 yards on 138 carries and scored 6 TD's, 4.4 average Has played at both Up and Tailback spots . . . started Gator and Cotton Bowls Played in Liberty and Senior Bowls Gained 398 yards on 82 carries, 4.9 average, and scored 3 TD's junior year Also caught 15 passes for 160 yards, 2 TD's Bench presses 315 lbs. Had 5.4 rushing average sophomore season much sought after following brilliant high school career at DeLaWarr High in New Castle, Delaware Scored 19 TD's, 7.3 average, 1134 yards his senior season "Tim's going to be an outstanding pro, he has the size, speed and is a tough football player. He'll be a real asset, he can catch the ball out of the backfield and is a real fine blocking back," said Maryland Coach Jerry Claiborne.

GARY WOOLFORD, CB

24



Florida State

6-0 178

Born: May 4, 1954

Year Oiler: Rookie

Year NFL: Rookie

**How Acquired: Drafted 1st choice
in 6th round, 1977**

Started collegiate career at Western Illinois before transferring to Florida State after sophomore season starter both years at Florida State and was highest graded defensive player both seasons Has played all positions in secondary started senior campaign as defensive back but was moved to wide receiver when team was hit with a rash of injuries caught five passes, rushed for 44 yards played in All-American Bowl.

JAMES YOUNG, OG

77



Texas Southern

6-2 260

Born: July 8, 1950

Year Oiler: 1

Year NFL; 1

How Acquired: Free Agent, 1977

A native Houstonian Played at Wheatly High before matriculating at Texas Southern Went to camp with the Washington Redskins last year after playing the 1975 season with Oklahoma City in the Continental League.

HOUSTON OILERS' FINAL 1976 TEAM STATISTICS

OILERS	TEAM STATISTICS	OPPONENT				
199	TOTAL FIRST DOWNS	226				
71	Rushing	117				
110	Passing	90				
18	Penalty	19				
65-210	Third Down Efficiency	79-221				
3570	TOTAL NET YARDS	3986				
255.0	Avg. Per Game	284.7				
839	Total Plays	885				
4.1	Avg. Per Play	4.5				
1498	NET YARDS RUSHING	2072				
107.0	Avg. Per Game	148.0				
416	Total Rushes	540				
3.6	Avg. Per Rush	3.8				
2072	NET YARDS PASSING	1915				
148.0	Avg. Per Game	136.8				
39-357	Tackled/yards Lost	50-344				
2429	Gross Yards	2259				
423-227	Attempts/Completions	345-173				
.537	Pct. of Completions	.501				
19	Had Intercepted	11				
100-35.3	PUNTS/AVERAGE	96-38.7				
27.9	NET PUNTING AVERAGE	32.2				
48-10.5	PUNT RETURNS/AVERAGE	60-11.0				
58-21.1	KICKOFF RETURNS/AVERAGE	53-21.2				
8-19.2	MISC. RETURN/AVERAGE	15-27.9				
11-16.0	INTERCEPTIONS/AVG. RETURN	19-10.3				
99-776	PENALTIES/YARDS	107-963				
25-14	FUMBLES/BALL LOST	33-17				
25	TOUCHDOWNS	31				
6	Rushing	13				
17	Passing	17				
2	Returns	1				
24-25	EXTRA POINTS/ATTEMPTS	29-31				
16-27	FIELD GOALS/ATTEMPTS	18-29				
222	TOTAL POINTS	273				
SCORE BY PERIODS	1	2	3	4	OT	Total
OILERS22	57	61	82	X	222
Opponents.35	76	63	97	X	273

INDIVIDUAL STATISTICS

RUSHING	Att	Yards	Avg.	LG	TD
COLEMAN	171	684	4.0	39	2
WILLIS	148	542	3.7	44	2
HARDEMAN	32	114	3.6	21	1
DAWKINS	31	67	2.2	7	1
PASTORINI	11	45	4.1	11	0
BURROUGH	3	22	7.3	12	0
TAYLOR	5	11	2.2	8	0
BAKER	3	2	2.0	2	0
JOHNSON, B.	6	6	1.0	10	0
HADL	6	11	1.8	6	0
BUTLER	1	0	.0	0	0
OILERS TOTALS	416	1498	3.6	44	6
Opp. Totals	540	2072	3.8	69	13

PUNTING	No.	Yards	Avg.	TB	In 20	LG
PASTORINI	70	2571	36.7	4	12	74
BUTLER	11	370	33.6	0	0	39
CLARK	10	335	33.5	0	0	47
HOOPES	8	221	27.5	0	0	38
SAWYER	1	32	32.0	0	1	32
OILERS TOTALS	100	3529	35.3	4	13	74
Opp. Totals	96	3717	38.7	5	16	78

INTERCEPTIONS	No.	Yards	Avg.	LG	TD
WHITTINGTON	5	103	20.6	50	0
BINGHAM	2	18	9.0	15	0
MOORE	1	28	28.0	28	0
REINFELDT	1	19	19.0	19	0
BRAZILE	1	8	8.0	8	0

STEMRICK	1	0	0.0	0	0
OILERS TOTALS	11	176	16.0	50	0
Opp. Totals	19	197	10.3	39	0

RECEIVING	No.	Yards	Avg.	LG	TD
BURROUGH	51	932	18.2	69t	7
JOHNSON, B.	47	495	10.5	40t	4
COLEMAN	39	228	5.8	19	3
WILLIS	32	255	7.9	42	1
SAWYER	18	208	11.5	53	1
ALSTON	18	165	9.1	29	1
HARDEMAN	7	25	3.6	11	0
BAKER	3	32	10.7	14	0
THOMAS	4	15	3.7	14	0
STEMRICK	1	10	11.0	11	0
TAYLOR	2	15	7.5	7	0
DAWKINS	3	21	7.0	7	0
OILERS TOTALS	227	2429	10.7	69t	17
Opp. Totals	173	2258	13.0	81t	17

PUNT RETURNS	No.	FC	Yards	Avg.	LG	TD
JOHNSON, B.	38	9	403	10.6	46	0
WHITTINGTON	3	0	10	3.3	7	0
COLEMAN	7	2	91	13.0	69t	1
MOORE	0	1	0	0.0	0	0
OILERS TOTALS	48	12	504	10.5	69t	1
Opp. Totals	60	13	659	11.0	67	0

KICKOFF RETURNS	No	Yards	Avg.	LG	TD
JOHNSON, B.	26	579	22.2	53	0
TAYLOR	15	296	19.7	32	0
HARDEMAN	7	171	24.4	40	0
JOHNSON, A.	8	150	18.7	25	0
BAKER	1	15	15.0	15	0
BEIRNE	1	12	12.0	12	0
OILERS TOTALS	58	1223	21.2	53	0
Opp. Totals	53	1125	21.2	41	0

PASSING	Att.	Comp.	Yards	Pct.	Avg./Att.	TD
PASTORINI	309	167	1795	.540	5.81	10
HADL	113	60	634	.531	5.61	7
COLEMAN	1	0	0	.000	0.0	0
OILERS TOTALS	423	227	2429	.537	4.48	17
Opp. Totals	345	173	2259	.501	4.85	17

PASSING con't.	Pct. TD.	Int.	Pct Int.	LG	Lost/Att.
PASTORINI	3.2	10	3.2	67t	24-234
HADL	6.1	8	7.1	69t	15-123
COLEMAN	0.0	1	0.0	0	0-0
OILERS TOTALS	4.0	19	4.5	69t	39-357
Opp. Totals	4.9	11	3.2	81t	50-344

SCORING	TDR	TDP	TDRT	FG	PAT	TP
BUTLER	0	0	0	16-26	24-24	72
BURROUGH	0	7	0	0-0	0-0	42
COLEMAN	2	3	1	0-0	0-0	36
JOHNSON, B.	0	4	0	0-0	0-0	24
WILLIS	2	1	0	0-0	0-0	18
HARDEMAN	1	0	0	0-0	0-0	6
ALSTON	0	1	0	0-0	0-0	6
WHITTINGTON	0	0	1	0-0	0-0	6
DAWKINS	1	0	0	0-0	0-0	6
SAWYER	0	1	0	0-0	0-0	6
OILERS TOTALS	6	17	2	16-27	24-24	222
Opp. Totals	13	17	1	18-29	29-31	273

FIELD GOALS	1-19	20-29	30-39	40-49	50+
BUTLER	1-1	3-3	8-11	3-8	1-3
Opp. Totals	1-1	6-8	7-10	3-10	1-2

INDIVIDUAL DEFENSIVE LEADERS

1974-76
(14 Game Totals)

TACKLES	76	75	74
Bingham	100	110	128
Kiner	87	93	92
Bethea	86	67	50
Brazile	82	75	
Washington	82	96	89
Culp	69	86	32
Whittington	64	32	
Reinfeldt	44		
Alexander	42	49	71
Moore	35	50	57
Burton	21		
ASSISTS	76	75	74
Bingham	91	75	78
Brazile	75	63	
Kiner	70	45	49
Bethea	63	55	51
Culp	42	28	23
Washington	37	23	53
Whittington	35		
Reinfeldt	30		
Burton	27		
Moore	13		
SACKS	76	75	74
Bethea	14½	10	5
Culp	7	11½	6
Brazile	6½	7	
Washington	5½	2½	11
Kiner	5	2	2½
Little	3		
Bingham	2		
Four Players	1		
INTERCEPTIONS	76	75	74
Whittington	5	1	
Bingham	2	4	4
Brazile	1		
Moore	1	5	2
Reinfeldt	1		
Stemrick	1		
Alexander		3	2
Washington		3	
FUMBLES FORCED	76	75	74
Bethea	4		
Culp	3	6	2
Bingham	2		
Brazile	2	2	
Kiner	2		
Washington	2	2	2
Three players	1	1	
FUMBLES RECOVERED	76	75	74
Bingham	3		
Whittington	3		
Beathe	2		
Culp	2	3	
Five players	1	1	
Brazile		4	
Washington		4	

**HOUSTON OILER
CAREER STATISTICS**



PLAYER'S CAREER STATISTICS

SAMAJI ADI AKILI (Formerly Sam Williams)

CAREER INTERCEPTIONS					
Year	No.	Yards	Avg.	TD	LG
1974 (S.D.)	1	25	25.0	0	25
1975 (S.D.)	1	0	.0	0	0
1976 (Hou)	None				
Totals	2	25	12.5	0	25

Additional statistics: Recovered one fumble, 1974

WILLIE ALEXANDER

CAREER INTERCEPTIONS					
Year	No.	Yards	Avg.	TD	LG
1971	4	74	18.5	0	30
1972	1	16	16.0	0	16
1973	3	3	1.0	0	3
1974	2	56	28.0	0	29
1975	3	41	13.7	0	32
1976	0	0	0	0	0
Totals	13	190	14.6	0	36

Additional statistics: Recovered two fumbles for 27 yards, 1972

ELVIN BETHEA

Recovered two fumbles, 1970; recovered five fumbles, 1972; recovered one fumble, 1973; recovered two fumbles for 38 yards and one TD, 1974; scored one safety, 1975; recovered two fumbles for four yards, year 1976.

GREGG BINGHAM

CAREER INTERCEPTIONS					
Year	No.	Yards	Avg.	TD	LG
1973	2	22	11.0	0	18
1974	4	36	9.0	0	18
1975	4	57	14.3	0	26
1976	2	18	9.0	0	15
Totals	12	133	11.1	0	26

Additional statistics: recovered one fumble, 1974; recovered three fumbles, 1976.

ROBERT BRAZILE

Recovered five fumbles for 18 yards, 1975; intercepted one pass for eight yards, year 1976.

WILLIE BRISTER

CAREER RECEIVING					
Year	No.	Yards	Avg.	TD	LG
1974 (N.Y.J.)	5	90	18.0	0	32
1975 (N.Y.J.)	1	3	3.0	0	3
1976	None				
Totals	6	93	15.5	0	32

Additional statistics: Recovered one fumble in end zone for a touchdown, 1975.

KEN BURROUGH

CAREER RECEIVING					
Year	No.	Yards	Avg.	TD	LG
1970 (N.O.)	13	196	15.1	2	35

1971 (Hou)	25	370	14.8	1	62t
1972 (Hou)	26	521	20.0	4	80t
1973 (Hou)	43	577	13.4	2	49t
1974 (Hou)	36	492	13.7	2	51
1975 (Hou)	53	*1063	20.1	8	77t
1976 (Hou)	51	932	18.2	7	69
Totals	247	4152	16.8	26	80t

* - denotes led the NFL.

Additional statistics: Returned 15 kickoffs for 298 yards, 1970; returned eight kickoffs for 157 yards, 1971.

SKIP BUTLER

CAREER STATISTICS

FIELD GOALS

Year	1-19	20-29	30-39	40-49	Over 50	Total
1971 (N.O.)	0-0	0-0	1-3	0-2	0-0	1-5
1972 (Hou)	3-3	3-5	3-4	3-6	0-1	12-19
1973 (Hou)	4-4	2-2	6-8	3-8	0-2	15-24
1974 (Hou)	0-0	4-6	2-5	3-7	0-1	9-19
1975 (Hou)	0-0	8-9	4-8	6-12	0-1	18-30
1976 (Hou)	1-1	3-3	8-11	3-8	1-3	16-26
Totals	8-8	20-25	24-29	18-43	1-8	71-123

PUNTING

Year	No	Yards	Avg.	B1	LG
1972 (Hou)	3	105	35.0	0	47
1973 (Hou)	36	1344	37.3	0	55
1976 (Hou)	11	370	33.6	1	39
Totals	50	1819	36.3	1	55

SCORING

Year	FGA-FG	EPA-EP	Total
1971 (N.O.)	5-1	6-5	8
1972 (Hou)	19-12	16-15	51
1973 (Hou)	24-15	21-21	66
1974 (Hou)	19-9	29-29	56
1975 (Hou)	30-18	34-31	85
1976 (Hou)	26-16	24-24	72
Totals	123-71	130-125	338

Additional statistics: Recovered one fumble, 1972

RONNIE COLEMAN

CAREER RUSHING

Year	TC	Yards	Avg.	TD	LG
1974	52	193	3.7	1	37
1975	175	790	4.5	5	46t
1976	171	684	4.0	2	39
Totals	398	1667	4.2	8	46t

RECEIVING

Year	No.	Yards	Avg.	TD	LG
1974	4	9	2.3	0	7
1975	18	129	7.2	0	15
1976	39	228	5.8	3	19
Total	61	366	6.0	3	19

KICKOFF RETURNS

Year	No.	Yards	Avg.	TD	LG
1974	3	91	30.3	0	39
1975	8	149	18.6	0	27
1976	None				
Totals	11	240	21.8	0	39

PUNT RETURNS

Year	No.	FC	Yards	Avg.	TD.	LG.
1975	1	0	0	.0	0	0
1976	7	2	91	13.0	69t	1
Totals	8	2	91	11.4	69t	1

Additional statistics. Recovered one fumble, 1976.

CURLEY CULP

Recovered one fumble, 1970; recovered two fumbles for four yards, 1972; recovered two fumbles, 1973; recovered three fumbles for 38 yards and one TD, 1975; recovered two fumbles, 1976.

JOE DAWKINS

CAREER RUSHING

Year	TC	Yards	Avg.	TD	LG
1970 (Hou)	124	517	4.2	2	49
1971 Hou (6)- Den (8)	42	135	3.2	2	21
1972 (Den)	56	243	4.3	2	19
1973 (Den)	160	706	4.4	2	72
1974 (NYG)	156	561	3.6	2	16
1975 (NYG)	129	438	3.4	2	15
1976 (Hou)	31	67	2.2	1	7
Totals	698	2667	3.8	13	72

RECEIVING

Year	No.	Yards	Avg.	TD	LG
1970 (Hou)	15	94	6.3	0	17
1971 Hou (6)- Den (8)	9	53	5.9	0	13
1972 (Den)	18	242	13.4	0	60
1973 (Den)	30	329	11.0	0	42
1974 (NYG)	46	332	7.2	3	51
1975 (NYG)	24	245	10.2	0	39
1976 (Hou)	3	21	7.0	0	14
Totals	145	1316	9.1	3	60

KICKOFF RETURNS

Year	No.	Yards	Avg.	TD	LG
1970 (Hou)	None				
1971 Hou (6)- Den (8)	2	34	17.0	0	17
1972 (Den)	15	357	23.8	0	28
1973 (Den)	10	222	22.2	0	31
1974 (NYG)	4	154	38.5	0	53
1975 (NYG)	1	32	32.0	0	32
1976 (Hou)	None				
Totals	32	799	25.0	0	53

Additional statistics: Returned one punt for no yards, 1970; recovered one fumble, 1973 and 1975; recovered three fumbles, 1974.

ELBERT DRUNGO

Recovered one fumble, 1969; returned one kickoff for 25 yards, 1970; recovered three fumbles for seven yards, 1973; recovered two fumbles, 1976.

EDDIE FISHER

Recovered one fumble, 1975; recovered two fumbles, 1976.

JOHN HADL

CAREER PASSING

Year	Att	Comp	Pct	Yards	TD	LG	Int	Avg. Gain
1962 (S. D.)	260	107	.411	1632	15	72	24	6.28
1963 (S. D.)	64	28	.438	502	6	69	6	7.84
1964 (S. D.)	274	147	.536	2157	18	76	15	7.87
1965 (S. D.)	348	174	.500	*2798	20	85	21	*8.04
1966 (S. D.)	375	200	.533	2846	23	78	14	7.59
1967 (S. D.)	427	217	.508	3365	24	72	22	7.88
1968 (S. D.)	*440	*208	.473	*3473	*27	84	*32	7.89
1969 (S. D.)	324	158	.488	2253	10	76	11	6.95
1970 (S. D.)	327	162	.495	2388	22	67	15	7.30
1971 (S. D.)	*431	*233	.541	*3075	*21	77	25	7.13
1972 (S. D.)	370	190	.514	2449	15	61	26	6.62
1973 (L. A.)	258	135	.523	2008	22	69	11	7.78
1974 (L. A.)	115	53	.461	680	5	38	6	5.91
(G. B.)	184	89	.484	1072	3	68	8	5.83
1974 (L.A./G.B)	299	142	.475	1752	8	68	14	5.86
1975 (G. B.)	353	191	.541	2095	6	54	21	5.93
1976 (Hou)	113	60	.531	634	7	69	8	5.61
Totals	4663	2352	.504	33427	244	85	265	7.16

*Indicates led league or tied for lead.

RUSHING

Year	TC	Yards	Avg.	TD	LG
1962 (S.D.)	40	139	3.5	1	18
1963 (S.D.)	8	26	3.3	0	33
1964 (S.D.)	20	70	3.5	1	20
1965 (S.D.)	28	91	3.3	1	23
1966 (S.D.)	38	95	2.5	2	21
1967 (S.D.)	37	107	2.9	3	26
1968 (S.D.)	23	14	0.6	2	9
1969 (S.D.)	26	109	4.2	2	17
1970 (S.D.)	28	188	6.7	1	34
1971 (S.D.)	18	75	4.2	1	37
1972 (S.D.)	22	99	4.5	1	17
1973 (LA)	14	5	0.4	0	6
1974 LA (6)- GB (7)	19	25	1.3	0	9
1975 (GB)	20	47	2.4	0	9
1976 (Hou)	6	11	2.2	0	6
Totals	347	1081	3.1	15	37

HADL'S 300-YARD PLUS GAMES

Year	Opponent	Att	Comp	Yds	Pct	TD	Int	Long
1968	Oakland	52	21	359	.404	1	2	62
1971	N. Y. Jets	27	19	358	.704	4	1	49
1967	At Denver	34	15	345	.441	3	2	67
1966	At Houston	35	20	341	.571	4	3	78
1971	Denver	29	12	332	.414	4	0	77
1966	At New York	41	22	331	.537	1	0	67
1968	At New York	37	17	326	.459	3	3	84
1968	Cincinnati	37	20	325	.541	2	0	48
1968	At Denver	35	21	325	.600	5	1	79
1971	At Oakland	36	20	321	.556	2	1	40
1968	Denver	18	9	321	.500	4	1	74
1967	At Oakland	39	19	318	.487	1	3	71
1965	Buffalo	38	18	315	.474	0	2	68
1967	Oakland	40	18	315	.450	2	3	60
1965	At Buffalo	29	18	314	.621	3	1	52
1967	Kansas City	32	17	307	.531	2	1	60

Additional statistics: Punted twice for 37.5 average, 1963; punted 62 times for a 39.5 average, 1964; punted 38 times for a 40.6 average, 1965; caught two passes for minus 13 yards, 1966; punted twice for 35.0 average, 1967; recovered one fumble and punted once for a 30.0 average, 1970; recovered one fumble for minus one yard, 1971; caught one pass for four yards and recovered four fumbles for minus 16 yards, 1972; recovered one fumble, 1974; recovered three fumbles for minus 12 yards, 1975; recovered two fumbles, 1976.

DON HARDEMAN

Year	CAREER RUSHING				
	TC	Yards	Avg.	TD	LG
1975	166	648	3.9	5	39
1976	32	114	3.6	1	21
Totals	198	762	3.9	6	39

Year	RECEIVING				
	No.	Yards	Avg.	TD	LG
1975	5	10	2.0	0	9
1976	7	25	3.6	0	11
Totals	12	35	2.9	0	11

Additional statistics: Recovered one fumble, 1975.

DENNIS HAVIG

Recovered one fumble, 1972-73-74.

AL JOHNSON

Year	CAREER RUSHING				
	TC	Yards	Avg.	TD	LG
1972	11	13	1.2	0	7
1973	1	-3	-3.0	0	0
1974	None				
1975	None				
1976	None				
Totals	12	10	0.8	0	7

Year	RECEIVING				
	No.	Yards	Avg.	TD	LG
1972	6	24	4.0	0	16
1973	None				
1974	None				
1975	None				
1976	None				
Totals	6	24	4.0	0	16

Additional statistics: Returned two punts for no yards, returned seven kickoffs for 154 yards, recovered one fumble for four yards, 1972; returned eight kickoffs for 150 yards, 1976.

BILLY JOHNSON

Year	CAREER RECEIVING				
	No.	Yards	Avg.	TD	LG
1974	29	388	13.4	2	44
1975	37	393	10.6	1	30
1976	47	495	10.5	4	40
Totals	113	1276	11.3	7	44

Year	PUNT RETURNS					
	No.	FC	Yards	Avg.	TD	LG
1974	30	3	409	13.6	0	49
1975	40	1	612	15.3	3	83t
1976	38	9	403	10.6	0	46
Totals	108	13	1424	13.2	3	83t

Year	KICKOFF RETURNS				
	No.	Yards	Avg.	TD	LG
1974	29	785	27.1	0	67
1975	33	798	24.2	1	81t
1976	26	579	22.2	0	53
Totals	88	2162	24.6	1	81t

Year	RUSHING				
	TC	Yards	Ave.	TD	LG
1974	5	82	16.4	1	47t
1975	5	17	3.4	0	19
1976	6	6	1.0	0	6
Totals	16	105	7.2	1	47t

Year	COMBINED RETURN YARDAGE		
	P-Ret	KO-Ret	Total
1974	409	785	1194
1975	612	798	1410
1976	403	579	982
Totals	1424	2162	3586

Year	COMBINED YARDAGE (Rush - Receiving - P-Ret - KO-Ret)								
	Total Plays	Rush Yds	Rec. Yds.	P-Ret. Yds.	KOR Yds.	Total Yds.	Avg. Per Play	TD's	LG
1974	93	82	388	409	785	1664	17.9	3	67
1975	115	17	393	612	798	1820	15.8	5	83t
1976	117	6	495	403	579	1483	12.7	4	53
Totals	325	105	1276	1424	2162	4967	15.3	12	83t

Additional statistics: Recovered one fumble for four yards, 1972.

STEVE KINER

Year	CAREER INTERCEPTIONS				
	No.	Yards	Avg.	TD	LG
1970 (Dal)	1	28	28.0	0	28
1971 (N.E.)	4	25	6.3	0	25
1973 (N.E.)	None				
1974 (Hou)	1	34	34.0	0	34
1975 (Hou)	2	7	3.5	0	7
1976 (Hou)	None				
Totals	8	94	11.7	0	34

Additional statistics: Recovered one fumble for two yards, 1971; recovered one fumble for eleven yards and scored on a safety, 1973; recovered one fumble, 1975; recovered one fumble for six yards, 1976.

JACK LeVECK

Returned two kickoffs for 32 yards and recovered one fumble, 1974.

CARL MAUCH

Recovered three fumbles for minus three yards and one TD, 1972; recovered one fumble, 1973.

LINCOLN MINOR

Three rushing attempts for 10 yards, one reception for five yards, 1973.

ZEKE MOORE

Year	CAREER INTERCEPTIONS				
	No.	Yards	Avg.	TD	LG
1967	0	0	0.0	0	0
1968	0	0	0.0	0	0
1969	4	71	17.8	1	51t
1970	6	85	14.2	0	32
1971	3	29	9.7	0	26
1972	0	0	0.0	0	0
1973	0	0	0.0	0	0
1974	2	38	19.0	1	22t

1975	5	137	27.4	0	74
1976	1	28	28.0	0	28
Totals	21	388	18.5	2	74

Additional statistics: Recovered two fumbles, 1969; recovered one fumble 1972 and 73.

DAN PASTORINI

CAREER PASSING

Year	Att	Comp	Pct	Yards	TD	LG	Int	Avg. Gain
1971	270	127	.470	1702	7	62t	21	6.3
1972	299	144	.482	1711	7	82t	12	5.7
1973	290	154	.531	1482	5	50	17	5.1
1974	247	140	.566	1571	10	65	10	6.4
1975	342	163	.477	2053	14	77t	16	6.0
1976	309	167	.540	1795	10	67t	10	5.8
Totals	1757	895	.509	10,314	53	82t	86	5.9

RUSHING

Year	TC	Yards	Avg.	TD	LG
1971	26	140	5.4	3	27
1972	38	205	5.4	2	17
1973	31	102	3.3	0	17
1974	24	-6	-0.2	0	7
1975	23	97	4.2	1	19
1976	11	45	4.1	0	11
Totals	153	583	3.8	6	27

PUNTING

Year	No.	Yards	Avg.	LG	BI
1971	73	3044	40.6	62	1
1972	82	3381	41.2	63	2
1973	27	1087	40.3	59	0
1975	62	2447	39.5	68	0
1976	70	2571	36.7	74	0
Totals	314	12530	39.9	74	3

Additional statistics: Recovered three fumbles, 1971; recovered two fumbles for minus 10 yards, 1972; recovered three fumbles for minus 37 yards, 1973; recovered four fumbles for minus 17 yards, 1974; recovered four fumbles, 1975.

MIKE REINFELDT

Made one interception for 19 yards, recovered two fumbles, 1976.

TIM ROSSOVICH

CAREER INTERCEPTIONS

Year	No.	Yards	Avg.	TD	LG
1971 (Phil)	1	24	24.0	0	24
1972 (S.D.)	1	0	.0	0	0
1973 (S.D.)	1	9	9.0	0	0
1974 (WFL)	2	5	2.5	0	
1975 (WFL)	None				
1976 (Hou)	None				
Totals	5	38	7.6	0	24

Additional statistics: Returned two kickoffs 20 yards, 1968; recovered two fumbles, 1969; returned one kickoff 22 yards, recovered two fumbles for two yards, 1970; recovered two fumbles for five yards, 1971; recovered one fumble 1971 and 1973.

GREG SAMPSON

Recovered one fumble, 1976.

JOHN SAWYER

CAREER RECEIVING

Year	No.	Yards	Avg.	TD	LG
1975	7	144	20.6	1	51
1976	18	208	11.5	1	53
Totals	25	352	14.1	2	53

Additional statistics: Recovered two fumbles, 1976.

GREG STEMRICK

Returned three kickoffs 59 yards, 1974; recovered one fumble, 1975 and 1976.

ALTIE TAYLOR

CAREER RUSHING

Year	TC	Yards	Avg.	TD	LG
1969 (Det)	118	348	2.9	0	26
1970 (Det)	198	666	3.4	2	34
1971 (Det)	174	736	4.8	4	36t
1972 (Det)	154	658	4.3	4	38t
1973 (Det)	176	719	4.1	5	34
1974 (Det)	150	532	3.5	5	27
1975 (Det)	195	638	3.3	4	24
1976 (Hou)	5	11	2.2	0	8
Totals	1170	4308	3.7	24	38t

CAREER RECEIVING

Year	No.	Yards	Avg.	TD	LG
1969 (Det)	13	86	6.6	0	20
1970 (Det)	27	261	9.7	2	42
1971 (Det)	26	270	10.4	1	40
1972 (Det)	29	250	8.6	2	40t
1973 (Det)	27	252	9.3	0	35
1974 (Det)	30	293	9.8	1	34
1975 (Det)	21	111	5.3	0	17
1976 (Hou)	2	15	7.6	0	7
Totals	175	1538	8.8	6	64

Additional statistics: Recovered two fumbles 1970 and 1971; recovered one fumble, 1972; recovered one fumble and returned 12 kickoffs 295 yards, 1973; recovered one fumble; returned 15 kickoffs for 296 yards, 1976.

EARL THOMAS

CAREER RECEIVING

Year	No.	Yards	Avg.	TD	LG
1971 (Chi)	3	40	13.3	0	28
1972 (Chi)	20	365	18.3	2	44
1973 (Chi)	20	343	14.3	4	38
1974 (St. L)	34	513	15.1	5	52
1975 (St. L)	21	375	17.9	2	80t
1976 (Hou)					
Totals	102	1636	16.0	13	80t

Additional statistics: Recovered one fumble, 1971; scored an 82 yard touchdown with a lateraled kickoff, 1972; threw one interception, recovered one fumble, ran 12 yards with a lateral from a kickoff, 1973.

TED THOMPSON

Returned one kickoff for minus five yards, recovered one fumble, 1975.

DONNIE WALKER

CAREER PUNT RETURNS

Year	No.	Yards	Avg.	TD	LG
1973 (Buf)	25	210	8.4	0	23
1974 (Buf)	43	384	8.9	0	52
1975 (NYJ)	None				
1976 (Hou)	None				
Totals	68	598	8.8	0	52

Additional statistics: Recovered one fumble, 1974.

TED WASHINGTON

Recovered two fumbles, 1974; recovered four fumbles, 1975; recovered one fumble, 1976.

MIKE WEGER

CAREER INTERCEPTIONS

Year	No.	Yards	Avg.	TD	LG
1967 (Det)	0	0	0.0	0	0
1968 (Det)	5	50	10.0	0	18
1969 (Det)	3	44	14.7	0	25
1970 (Det)	5	52	10.4	1	29t
1971 (Det)	1	16	16.0	0	16
1972 (Det)	0	0	0.0	0	0
1973 (Det)	2	20	10.0	0	12
1974 (Det)		INJURED - DID NOT PLAY			
1975 (Det)	1	23	23.0	0	23
1976 (Hou)	None				
Totals	17	205	12.1	1	29t

Additional statistics: Recovered two fumbles, 1969; recovered one fumble, 1970; recovered two fumbles, one for a 52 yard touchdown, 1971; recovered one fumble, 1975.

C.L. WHITTINGTON

CAREER INTERCEPTIONS

Year	No.	Yards	Avg.	TD	LG
1974	None				
1975	1	5	5.0	0	5
1976	5	103	20.6	0	50
Totals	6	108	18.0	0	50

Additional statistics: Recovered one fumble, returned three kickoffs 37 yards, 1974; recovered one fumble, returned one kickoff for no yards, 1975; recovered three fumbles for 96 yards, including one for a 96 yard touchdown.

FRED WILLIS

CAREER RUSHING

Year	TC	Yards	Avg.	TD	LG
1971 (Cin)	139	590	4.3	7	36
1972 (Cin/Hou)	134	461	3.4	0	43
1973 (Hou)	171	579	3.4	4	25
1974 (Hou)	74	239	3.2	3	18
1975 (Hou)	118	420	3.6	2	23
1976 (Hou)	148	542	3.6	2	44
Totals	784	2831	3.8	18	44

CAREER RECEIVING

Year	No.	Yards	Avg.	TD	LG
1971 (Cin)	23	223	9.3	0	29
1972 (Cin/Hou)	45	297	6.6	2	57
1973 (Hou)	*57	371	6.5	1	50
1974 (Hou)	25	130	5.2	1	21
1975 (Hou)	20	104	5.2	0	20
1976 (Hou)	32	255	7.9	1	42
Totals	202	1380	6.8	5	57

Additional statistics: Recovered one fumble, 1971; recovered two fumbles, 1973; recovered three fumbles for minus three yards, 1975.

*Led AFC

1977 HOUSTON OILER

NUMERICAL ROSTER

00 - BURROUGH, Ken	48 - HULL, Harvey
2 - BUTLER, Skip	49 - AKILI, Samaji Adi
7 - PASTORINI, Dan	49 - BARBER, Mike
11 - LEE, Danny	51 - THOMPSON, Ted
12 - DOUGLAS, Karl	52 - BRAZILE, Robert
14 - GREEN, Mike	54 - BINGHAM, Greg
15 - JOHNSON, Al	55 - MAUCK, Carl
16 - WHITE, Alvin	56 - LE VECK, Jack
17 - RAY, Robert	56 - HAVIG, Dennis
18 - JOHANSSON, Ove	57 - KINER, Steve
19 - ALEXANDER, Willie	59 - WASHINGTON, Ted
20 - CURRIER, Bill	60 - FISHER, Ed
21 - HADL, John	61 - HARRIS, Larry
22 - MOORE, Zeke	62 - EVANS, Chez
23 - MINOR, Lincoln	63 - CARTER, David
24 - WOOLFORD, Gary	63 - COLLINS, Charles
25 - O'ROURKE, Dan	64 - KNOX, Ernest
26 - CARPENTER, Rob	64 - REIHNER, George
27 - STEMRICK, Greg	65 - BETHEA, Elvin
28 - WEGER, Mike	66 - HAND, Ted
29 - WALKER, Donnie	66 - MEYER, Steve
30 - HARDEMAN, Don	67 - KENNARD, Kenneth
31 - COLLERT, Olando James	67 - PHILLIPS, Jim
32 - FRY, Hayden	68 - BURTON, Al
32 - WALLS, Lloyd	69 - ROMANO, Al
33 - DAWKINS, Joe	70 - HAYMAN, Conway
34 - BYARS, Bobby	72 - HUNT, Kevin
35 - DAVIS, Steve	73 - SAMPSON, Greg
36 - BELTON, Horace	74 - SIMON, Bobby
36 - ROUNDTREE, Andre	75 - DRUNGO, Elbert
37 - REINFELDT, Mike	76 - TOWNS, Morris
38 - WHITTINGTON, C.L.	77 - YOUNG, James
39 - MALITO, Chas.	78 - CULP, Curley
39 - SETTLES, Spencer	79 - KIRK, Ernest
39 - STRINGER, Art	80 - BROUSSARD, Gary
40 - BOHANNON, David	80 - LITTLE, John
40 - HOUSMAN, John	81 - SAWYER, John
41 - CAMPBELL, George	82 - THOMAS, Earl
42 - TAYLOR, Altie	83 - ANDERSON, Warren
44 - WILLIS, Fred	84 - JOHNSON, Billy
45 - WILSON, Tim	85 - BRISTER, Willie
46 - ALLEN, Richard	88 - GILES, Jimmy
46 - COLLINS, Edwin	89 - FOSTER, Eddie
47 - COLEMAN, Ronnie	

1977 HOUSTON OILER DEPTH

(The Only Players Listed Are Those Who Were Active With Houston in 1976)

(DEFENSE)

LEFT END

68 AL BURTON (3)
6-5, 270, Bethune-Cookman

MIDDLE GUARD

78 CURLEY CULP (10)
6-1, 265, Arizona St.

RIGHT END

65 ELVIN BETHEA (10)
6-2, 255, No. Carolina A&T

OUTSIDE LINEBACKER

59 TED WASHINGTON (5)
6-1, 245, Mississippi Valley

INSIDE LINEBACKER

57 STEVE KINER (7)
6-1, 225, Tennessee

INSIDE LINEBACKER

54 GREGG BINGHAM (5)
6-1, 230, Purdue

OUTSIDE LINEBACKER

52 ROBERT BRAZILE (3)
6-4, 238, Jackson St.

LEFT CORNERBACK

27 GREG STEMIRICK (3)
5-11, 185, Colorado St.

19 WILLIE ALEXANDER (7)

6-3, 195, Alcorn A&M

RIGHT CORNERBACK

22 ZEKE MOORE (11)
6-3, 195, Lincoln

49 SAMAJI ADI AKILI (4)

6-1, 187, N. Mexico Highlands

STRONG SAFETY

28 MIKE WEGER (5)
6-2, 200, Bowling Green

FREE SAFETY

38 C.L. WHITTINGTON (4)
6-1, 200, Prairie View

37 MIKE REINFELDT (2)

6-2, 195, Wisconsin (Milwaukee)

NOTES:

- a) Number (5) after a players name indicates 1977 year of NFL experience.
- b) Samaji Adi Akili was formerly listed on the roster as Sam Williams.
- c) Art Stringer was drafted in 1976, and was injured reserve all season.

SPECIALISTS	
PUNTING	7 DAN PASTORINI
PLACEMENTS	2 SKIP BUTLER

1977 HOUSTON OILER DEPTH

(The Only Players Listed Are Those Who Were Active With Houston in 1976)

(OFFENSE)

LEFT TACKLE	LEFT GUARD	CENTER	RIGHT GUARD	RIGHT TACKLE	TIGHT END
73 GREG SAMPSON (6) 6-6, 270 Stanford	70 CONWAY HAYMAN (5) 6-3, 265, Delaware	55 CARL MAUCK (9) 6-4, 250, So. Illinois	60 ED FISHER (4) 6-3, 250, Arizona St.	75 ELBERT DRUNGO (9) 6-5, 265, Tenn. St.	81 JOHN SAWYER (3) 6-2, 230, Miss. St.
72 KEVIN HUNT (7) 6-5, 260, Doane	56 DENNIS HAVIG (7) 6-2, 256, Colorado				49 MIKE BARBER (1) 6-3, 235, La. Tech.

WIDE RECEIVER

00 KEN BURROUGH (8)

QUARTERBACK

7 DAN PASTORINI (7)
6-3, 205, Santa Clara

21 JOHN HADL (16)
6-1, 215, Kansas

WIDE RECEIVER

84 BILLY JOHNSON (4)
5-9, 170, Widener

89 EARL THOMAS (7)
6-2, 215, Houston

RUNNING BACK

47 RONNIE COLEMAN
5-11, 198, Alabama A&M

33 JOE DAWKINS (8)
6-2, 220, Wisconsin

15 AL JOHNSON (6)
6-0, 200, Cincinnati

RUNNING BACK

44 FRED WILLIS (7)
5-11, 198, Boston College

42 ALTIE TAYLOR (9)
5-10, 200, Utah State

30 DON HARDEMAN (3)
6-2, 235, Texas A&I

1977 HOUSTON OILER PRONUNCIATION GUIDE

AKILI, Samaji Adi	AH-KEY-LEE
ALEXANDER, Willie	ALEX-ANDER
ALLEN, Richard	AL-LEN
ANDERSON, Warren	ANN-DER-SON
BARBER, Mike	BAR-BER
BELTON, Horace	BELL-TON
BETHEA, Elvin	BA-THAY
BINGHAM, Gregg	BING-AM
BOHANNON, David	BO-HAN-NON
BRAZILE, Robert	BRA-ZEAL
BRISTER, Willie	BRIS-TER
BROUSSARD, Gary	BREW-SARD
BURROUGH, Kenny	BURR-ROW
BURTON, Al	BURR-TON
BURLER, Skip	BUT-LER
BYARS, Bobby	BUYERS
CAMPBELL, George	CAM-BELL
CARPENTER, Rob	CAR-PEN-TER
CARTER, David	CAR-TER
COLEMAN, Ronnie	COAL-MAN
COLLERT, Olando James	CAL-LERT
COLLINS, Charles	KULL-LINS
COLLINS, Edwin	KULL-LINS
CULP, Curley	KULP
CURRIER, Bill	KERR-RE-ER
DAVIS, Steve	DAVE-IS
DAWKINS, Joe	DAW-KINS
DRUNGO, Elbert	DRUNG-GO
EVANS, Chez	EV-VANS
FISHER, Ed	FISH-HER
FOSTER, Eddie	FOSS-TER
FRY, Hayden	FRY
GILES, Jimmy	JYL-ES
GREEN, Mike	GREEN
HADL, John	HAY-DEL
HAND, Ted	HAND
HARDEMAN, Don	HAR-DAH-MAN
HARRIS, Larry	HAIR-RIS
HAVIG, Dennis	HAVE-IG
HAYMAN, Conway	HAY-MEN
HOUSMAN, John	HOUSE-MAN
HULL, Harvey	HULL
HUNT, Kevin	HUNT

JOHANSSON, Ove	YO-HAN-SEN
JOHNSON, Billy	JOHN-SON
JOHNSON, Al	JOHN-SON
KENNARD, Kenneth	KEN-NARD
KINER, SteveKY-NER
KIRK, ErnestKIRK
KNOX, Ernest	KNOCKS
LEE, DannyLEE
LeVECK, JackLA-VEK
MALITO, Charles	MAH-LEET-TOE
MAUCK, Carl	MA-LK
MEYER, Steve	MEYER
MINOR, Lincoln	MY-NOR
MOORE, Zeke	MORE
O'ROURKE, Dan	OH-ROURK
PASTORINI, Dan	PASS-TOR-REEN-EE
PHILLIPS, Jim	PHIL-LIPS
RAY, Robert	RAY
REIHNER, GeorgeREEN-NER
REINFELDT, Mike	RINE-FELDT
ROMANO, Al	ROW-MAH-NO
ROUNDTREE, Andre	ROUND-TREE
SAMPSON, Greg	SAMP-SON
SAWYER, JohnSAW-YER
SETTLES, Spencer	SET-TELS
SIMON, Bobby	SI-MON
STEMRICK, Greg	STEM-RICK
STRINGER, Art	STRING-HER
TAYLOR, AltieTAY-LOR
THOMAS, Earl	TOM-MAS
THOMPSON, Ted	TOM-SON
TOWNS, Morris	TOWNS
WALKER, Donnie	WALL-KER
WALLS, Lloyd	WALLS
WASHINGTON, Ted	WASH-ING-TON
WEGER, MikeWIG-GER
WHITE, AlvinWHITE
WHITTINGTON, C.L.WITT-ING-TON
WILSON, Tim	WIL-SON
WILLIS, Fred	WILL-LIS
WOOLFORD, Gary	WOOL-FORD
YOUNG, JAMES	YOUNG

HOUSTON OILERS ALL-TIME COACHES ROSTER

Head Coaching Years Underlined
Current Coaches in Boldface

Coach	Years
Armstrong, Neill	1962-63
Baugh, Sammy	<u>1964-65</u>
Beatty, Bruce1973
Biles, Ed1974-77
Boghosian, Sam1974-75
Bourgeois, Andy1973-77
Breaux, Don1972
Bugel, Joe1977
Carpenter, Lew1973-74
Childress, Joe	1966-67-68-69-70
Conkright, "Red" W.F.1963-64
Devore, Hugh	1966-67-68-69-70
Dickson, George.1971
Dry, F.A.	1966-67-68-69-70
Durden, Earnel1973
Ettinger, "Red Dog" John1964
Gillman, Sid	<u>1973-74</u>
Henning, Dan1972
Hill, King.1971-77
Hughes, Ed.	<u>1971</u>
Ivy, Frank (Pop)	<u>1962-63</u>
Lemm, Wally	<u>1960-61-66-67-68-69-70</u>
Madro, Joe.	1972-73-74
McCullough, Ken1976
McFadin, "Bud" Lewis.	1966-67-68-69-70
Miller, Burnie1971-73
Peccatiello, Larry1972-75
Peterson, Bill	<u>1972-73</u>
Petitbon, Richie.1974-77
Phillips, O.A.	<u>1974-77</u>
Phillips, Wade1976-77
Polsfoot, Fran.	1968-71; 1975-76
Rice, George.1975-76
Robinson, Wayne1966-67
Rymkus, Lou	<u>1960-61-65</u>
Schlinkman, Walt	1960-61-62-63-65-66-67-68 69-70-71-76
Shipp, Ken.1977
Simpson, Jackie.1972
Smith, Jerry1972
Speedie, Mac.1960-61
Spencer, Joe.	1961-62-63-64-65
Steber, John1964
Taylor, "Bones" Hugh	<u>1964-65</u>
Wallner, Fred1960-61
Woolley, Joe.1973-75
Yowarsky, Walt1971
Zwahlen, Ernie1971

HOUSTON OILERS 1977 ROSTER

NO.	NAME	POS.	HGT.	WGT.	NFL EXP.	BIRTHDATE	BIRTHPLACE	COLLEGE	RESIDENCE	GAMES IN '76
49	AKILL, Samaji Adi	DB	6-2	192	4	7/22/52	Cameron, Tx.	New Mexico Highlands	Houston, Tx.	4
19	ALEXANDER, Willie	CB	6-3	195	7	9/21/49	Montgomery, Al.	Alcorn A & M	Houston, Tx.	12
46	ALLEN, Richard	LB	6-2	235	R	8/8/54	Reagan, Tx.	Oklahoma St.	Lawton, Ok.	0
83	ANDERSON, Warren	WR	6-2	195	R	7/3/55	Williamsburg, Va.	W. Virginia St.	Williamsburg, Va.	0
49	BARBER, Mike	TE	6-3	235	1	6/4/53	White Oak, Tx.	Louisiana Tech	Missouri City, Tx.	2
36	BELTON, Horace	RB	5-9	197	R	7/16/55	Baton Rouge, La.	Southeastern La.	Baton Rouge, La.	0
65	BETHEA, Elvin	DE	6-2	255	10	3/1/46	Trenton, N.J.	No. Carolina A&T	Houston, Tx.	14
54	BINGHAM, Gregg	MLB	6-1	230	5	3/13/51	Chicago, Il.	Purdue	Houston, Tx.	14
40	BOHANNON, David	LB	6-1	249	R	2/15/54	DeKalb, Tx.	Prairie View	DeKalb, Tx.	0
52	BRAZILE, Robert	OLB	6-4	238	3	2/7/53	Pineland, Al.	Jackson State	Houston, Tx.	14
85	BRISTER, Willie	TE	6-4	236	3	1/28/52	Tylertown, Miss.	Southern	Houston, Tx.	0
80	BROUSSARD, Gary	WR	6-1	178	R	5/12/53	Port Sulphur, La.	McNeese	Baton Rouge, La.	0
00	BURROUGH, Ken	WR	6-3	210	8	6/14/48	Jacksonville, Fl.	Texas Southern	Port Sulphur, La.	0
68	BURTON, Al	DE	6-5	265	2	3/30/52	Daytona Beach, Fl.	Bethune-Cookman	Houston, Tx.	14
2	BUFLER, Skip	Ki	6-0	200	8	10/21/47	Daytona Beach, Fl.	Texas-Arlington	Daytona Beach, Fl.	12
34	BYARS, Bobby	SS	6-1	185	1	8/14/52	Gladewater, Tx.	Texas-Arlington	Arlington, Tx.	14
41	CAMPBELL, George	WR	6-1	190	R	11/29/53	Houston, Tx.	McMurry	Cheney, Pa.	0
26	CARPENTER, Rob	RB	6-1	214	R	4/20/55	Lancaster, O.	Miami, O.	Houston, Tx.	0
63	CARTER, David	C	6-2	225	R	11/27/53	Vincennes, Ind.	Western Ky.	Lancaster, O.	0
47	COLEMAN, Ronnie	RB	5-11	198	4	7/9/51	Jasper, Al	Alabama A&M	Vincennes, Ind.	0
31	COLLERT, Olando James	RB	5-11	200	1	7/29/52	Murfreesboro, Tn.	Middle Tennessee	Houston, Tx.	13
63	COLLINS, Charles	OG	6-2	265	R	2/12/54	Bellaire, Tx.	SW Texas St.	Murfreesboro, Tn.	0
46	COLLINS, Edwin	WR	6-1	189	1	2/10/52	Del Valle, Tx.	Rice	San Marcos, Tx.	0
78	CULP, Curley	MG	6-1	265	10	10/10/46	Yuma, Az.	Arizona State	Houston, Tx.	0
20	CURRIER, Bill	DB	6-0	190	R	1/5/55	Glen Burnie, Md.	So. Carolina	Houston, Tx.	14
35	DAVIS, Steve	WR	6-1	210	R	6/11/54	Cambridge, MD.	Georgia	Columbia, S.C.	0
33	DAWKINS, Joe	RB	6-2	220	8	1/27/48	Los Angeles, Ca.	Wisconsin	Athens, Ga.	0
12	DOUGLAS, Karl	QB	6-1	212	3	6/17/49	Houston, Tx.	Texas A&I	Los Angeles, Ca.	14
75	DRUNGO, Elbert	T	6-5	265	9	4/30/43	Columbus, Ms.	Tennessee State	Houston, Tx.	0
				270	5	11/12/54	Columbus, Ok.	Oklahoma St.	Hermitage, Tn.	14

89	FOSTER, Eddie	WR	5-10	185	R	6/5/54	Houston, Tx.	0
92	FRY, Hayden	RB	6-2	205	R	9/30/53	Denton, Tx.	0
88	GILES, Jimmy	TE	6-3	225	R	11/8/54	Natchez, Miss.	0
14	GREEN, Mike	P	6-4	195	1	8/15/54	Athens, Oh.	0
21	HADL, John	QB	6-1	215	16	2/15/40	Ohio University	14
66	HAND, Ted	C	6-2	250	1	7/10/51	Kansas	0
30	HARDEMAN, Don	RB	6-2	235	3	8/13/52	E. Michigan	13
61	HARRIS, Larry	T-G	6-3	274	1	8/4/52	Texas A&I	0
56	HAVIG, Dennis	G	6-3	251	7	5/6/49	Oklahoma State	14
70	HAYMAN, Conway	G	6-3	260	5	1/9/49	Colorado	14
40	HOUSMAN, John	RB	6-3	208	R	10/28/54	Delaware	0
48	HULL, Harvey	LB	6-2	230	R	8/9/55	Houston, Tx.	0
72	HUNT, Kevin	T	6-5	260	7	10/29/48	Mississippi State	0
18	JOHANSSON, Ove	K	5-10	175	R	3/31/48	Doane (Neb.)	13
15	JOHNSON, Al	RB	6-0	200	6	6/17/50	Abilene Christian	0
84	JOHNSON, Billy	WR	5-9	170	4	1/21/52	Cincinnati	14
67	KENNARD, Kenneth	MG	6-2	245	R	10/4/54	Widener College	0
79	KIRK, Ernest	DE	6-2	265	1	4/14/52	San Angelo St.	0
57	KINER, Steve	MLB	6-1	225	7	6/12/47	Howard Payne	14
64	KNOX, Ernest	LB	6-2	245	1	9/20/52	Tennessee	0
11	LEE, Danny	P	6-2	190	1	9/3/53	SMU	0
56	LE VECK, Jack	LB	6-1	225	3	2/3/50	N.E. Louisiana	0
39	MALITO, Chas.	WR	6-2	160	R	9/19/53	Ohio U.	0
55	MAUCK, Carl	C	6-4	250	9	7/7/47	Nebraska	14
66	MEYER, Steve	DE	6-5	245	R	1/31/54	So. Illinois	0
23	MINOR, Lincoln	RB	6-2	220	2	1/22/51	Sam Houston St.	0
22	MOORE, Zeke	CB	6-3	195	11	12/2/43	New Mexico State	0
25	O'ROURKE, Dan	WR	5-10	194	1	2/10/54	Lincoln	14
7	PASTORINI, Dan	QB-P	6-3	205	7	5/26/49	Colorado St.	0
67	PHILLIPS, Jim	OT	6-4	273	1	8/24/54	Santa Clara	13
17	RAY, Robert	QB-K	6-4	222	R	11/3/53	Angelo St.	0
64	REIHNER, George	OG	6-4	263	R	4/27/55	N. Texas St.	0
37	REINFELDT, Mike	SS	6-2	195	2	5/6/53	Penn State	0
6	ROMANO, Al	P	6-2	225	R	4/14/54	Wisconsin (Milwaukee)	11

36	ROUNDTRIE, Andre	LB	6-3	220	2	7/1/53	Garden Grove, Ca.	Iowa St.	Garden Grove, Ca.	0
73	SAMPSON, Greg	T	6-6	270	6	12/25/50	Long Beach, Ca.	Stanford	Missouri City, Tx.	8
81	SAWYER, John	TE	6-2	230	3	7/26/53	Baker, La.	So. Mississippi	Baton Rouge, La	14
39	SETTLES, Spencer	LB	6-2	235	1	2/25/53	Houston, Tx.	UCLA	Houston, Tx.	0
74	SIMON, Bobby	T-G	6-3	252	1	12/13/52	Mansfield, La.	Grambling	Houston, Tx.	0
27	STEMRICK, Greg	CB	5-11	185	3	10/25/51	Cincinnati, Oh.	Colorado State	Houston, Tx.	14
39	STRINGER, Art	OLB	6-1	223	1	1/30/54	Troy, Al.	Ball State	Houston, Tx.	0
42	TAYLOR, Altie	RB	5-10	200	9	9/29/47	Pittsburg, Ca.	Utah State	Detroit, Mi.	11
82	THOMAS, Earl	WR	6-3	215	7	10/4/48	Greenville, Tx.	Houston	Houston, Tx.	7
51	THOMPSON, Ted	MLB	6-1	220	3	1/17/53	Atlanta, Tx.	SMU	Houston, Tx.	14
76	TOWNS, Morris	OT	6-4	275	R	1/10/54	St. Louis, Mo.	Missouri	St. Louis, Mo.	0
29	WALKER, Donnie	DB	6-2	195	3	12/26/50	Bronx, N.Y.	Central State (Ohio)	Lindenhurst, N.J.	0
32	WALLS, Lloyd	DB	5-10	176	R	11/14/50	Forrest City, Ark.	Arkansas State	Forrest City, Ark.	0
59	WASHINGTON, Ted	OLB	6-1	245	5	2/16/48	Tampa, Fl.	Mississippi Valley	Tuskegee, Al	13
28	WEGER, Mike	SS	6-2	200	10	10/2/45	Dallas, Tx.	Bowling Green	Oxford, Mi.	4
16	WHITE, Alvin	QB	6-3	218	2	3/26/53	Ontario, Can.	Oregon State	Newport Beach, Ca.	0
38	WHITTINGTON, C.L.	FS	6-1	200	4	8/1/52	Beaumont, Tx.	Prairie View A&M	Houston, Tx.	14
44	WILLIS, Fred	RB	6-0	205	7	11/9/47	Natick, Ma.	Boston College	Stafford, Tx.	13
45	WILSON, Tim	RB	6-3	220	R	1/14/54	New Castle, Del.	Maryland	New Castle, Del.	0
24	WOOLFORD, Gary	CB	6-0	178	R	5/4/54	Joliet, Ill.	Florida St.	Joliet, Ill.	0
77	YOUNG, James	DT	6-2	260	R	7/8/50	Houston, Tx.	Texas Southern	Houston, Tx.	0

OPPONENTS



OAKLAND RAIDERS

American Conference, Western Division

August 8, at Oakland-Alameda County Stadium — 8:00 P.M. CDT
(Pre-Season)

November 13, at Oakland-Alameda County Stadium — 3:00 P.M. CST
7811 Oakport Street, Oakland, California, 94621

Managing General Partner:
Al Davis

Executive Assistant:
Al LoCasale

Head Coach:
John Madden

Public Relations Assistants:
Steve Forsythe — Andy Olson

Office Phone: (415) 562-5900

Oakland-Alameda County Stadium Capacity: 54,615

1976 Record: 13-1 (Defeated New England, 24-21 in AFC Divisional playoffs; Defeated Pittsburgh, 24-7, in AFC Championship game; Defeated Minnesota, 32-14 in Super Bowl XI.)

Coaching Staff: John Madden (9th year), Oliver Spencer, Tom Dahms, Bob Zeman, Tom Flores, Joe Scannella, Don Shinnick, Lew Erber.

Top Three 1977 Draft Choices: Round 1 - Choice to Green Bay; Round 2 - Mike Davis DB Colorado from Philadelphia, Ted McKnight RB Minnesota-Duluth; Round 3 - Choice to Houston via Buffalo.

LAST SEASON

Site — The Astrodome

Winner — Oakland, 14-13

Attendance — 45,426 SRO

1976 Statistical Leaders

Rushing — Mark van Eegen (10th in NFL), 233 for 1012 yards, 4.3 average, 21 long, 3 TD.

Passing — Ken Stabler (1st in NFL), 194 or 291 for 2737 yards, 27 TD, 17 interceptions.

Receiving — Dave Casper (Tied for 8th in NFL), 53 for 691 yards, 30t long, 10 TD.

Punting — Ray Guy (4th in NFL), 67 for 2785 yards, 66 long, 41.6 average.

Interceptions — Monte Johnson 4 for 40 yards, 22 long, 0 TD.

Punt Returns — Neal Colzie (Tied for 8th in NFL), 41 for 448 yards, 10.9 average, 32 long, 0 TD.

Kickoff Returns — Rick Jennings (7th in NFL), 16 for 417 yards, 26.1 average, 55 long, 0 TD.

Scoring — Dave Casper (Tied for 5th in NFL among non kickers), 10 TDP, 60 points. Cliff Branch (3rd in NFL among non-kickers) 12 TDP, 72 points.

TRAVEL HEADQUARTERS

Houston vs. Oakland

First Meeting: Monday, August 8 at Oakland. The Oilers will headquarter at The Berkeley Marriott and the Oilers public relations representative will check in on Thursday, August 4. Telephone number is (415) 548-7920.

Second Meeting: Sunday, November 13 at Oakland. The Oilers will headquarter at The Berkeley Marriott and the Oilers public relations representative will check in on Wednesday, November 9. Telephone number is (415) 548-7920.



BALTIMORE COLTS

American Conference, Eastern Division

August 14, at The Astrodome — 2:45 P.M. CDT (Pre-Season)

Executive Plaza III, Hunt Valley, Maryland, 21031

President and Treasurer:

Robert Irsay

Executive Vice President and General Manager:

Rickard Szymanski

Head Coach:

Ted Marchibroda

Public Relations Director:

Wilt Browning

Office Phone: (301) 667-4400

Memorial Stadium

Capacity: 60,020

1976 Record: 11-3 (Lost to Pittsburgh, 40-14 in AFC Divisional Playoffs).

Coaching Staff: Ted Marchibroda (3rd year, 6th overall), Maxie Baughn, Dick Bielski, George Boutselis, Whitey Dovell, Ed Khayat, Frank Lauterbur.

Top Three 1977 Draft Choices: Round 1 - Randy Burke WR Kentucky; Round 2 - Mike Ozdowski DE Virginia; Round 3 - Choice to St. Louis



LAST SEASON

Site — Memorial Stadium

Winner — Baltimore, 38-14

Attendance — 60,020 SRO

1976 Statistical Leaders

Rushing — Lydell Mitchell, (4th in NFL), 289 for 1200 yards, 4.2 average, 43 long, 5 TD.

Passing — Bert Jones, (2nd in NFL), 207 of 343 for 3104 yards, 24 TD, 9 interceptions.

Receiving — Lydell Mitchell, (3rd in NFL), 60 for 555 yards, 40t long, 3 TD.

Punting — David Lee, (9th in NFL), 59 for 2342 yards, 56 long, 39.7 average.

Interceptions — Jackie Wallace, (Tied for 5th in AFC), 5 for 105 yards, 41 long, 0 TD.

Punt Returns — Howard Stevens, 39 for 315, 7.9 average, 44 long, 0 TD.

Kickoff Returns — Howard Stevens, 30 for 710 yards, 23.7 average, 83 long, 0 TD.

Scoring — Toni Linhart, 20-27 FG, 49-51 PAT, 109 points.

TRAVEL HEADQUARTERS

Houston vs. Baltimore

First Meeting: Sunday, August 14 at Houston. The Colts will headquarter at The Marriott Astrodome and the Colts public relations representative will check in on Wednesday, August 10. Telephone number is (713) 797-9000.

CHICAGO BEARS

National Conference, Central Division

August 20, at The Astrodome - 8:00 P.M. CDT (Pre-Season)

November 6, at The Astrodome - 1:00 P.M. CST

55 East Jackson, Suite 1200, Chicago, Illinois, 60604

Chairman of the Board:

George S. Halas

Executive Vice President and General Manager:

James E. Finks

Head Coach:

Jack Pardee

Public Relations Director:

Ted Haracz

Office Phone: (312) 663-5100

Soldier Field

1976 Record: 7-7

Coaching Staff: Jack Pardee (3rd year, 4th overall), Bob Bowser, Ray Callahan, Brad Eklund, Clyde Emrich, Ross Fichtner, Sid Gillman, John Hilton, Fred O'Connor.

Top Three 1977 Draft Choices: Round 1 - Ted Albrecht OT California; Round 2 - Mike Spivey DB Colorado; Round 3 - Earl Robin RB Washington, Choice from New York Giants



Capacity: 57,359

LAST SEASON

Bears and Oilers did not play.

1976 Statistical Leaders

Rushing - Walter Payton, (2nd in NFL), 311 for 1390 yards, 4.5 average, 60 long, 13 TD.

Passing - Bob Avellini, 118 of 271 for 1580 yards, 8 TD, 15 interceptions.

Receiving - Roland Harper, 29 for 291 yards, 39 long, 1 TD.

Punting - Bob Parsons, 99 for 3726 yards, 62 long, 37.6 average.

Interceptions - Ross Brupbacher, (Tied for 4th in NFL), 7 for 49 yards, 25 long, 0 TD.

Punt Returns - Virgil Livers, 28 for 205 yards, 7.3 average, 51 long, 0 TD.

Kickoff Returns - Brian Baschnagel, (8th in NFL), 29 for 754 yards, 26.0 average, 48 long, 0 TD.

Scoring - Walter Payton, (Tied for 2nd in NFL among non kickers), 13 TDR, 0 TDP, 78 points

TRAVEL HEADQUARTERS

Houston vs. Chicago

First Meeting: Saturday, August 20 at Houston. The Bears will headquarter at The Marriott Astrodome and the Bears public relations representative will check in on Tuesday, August 16. Telephone number is (713) 797-9000.

Second Meeting: Sunday, November 6 at Houston. The Bears will headquarter at The Marriott Astrodome and the Bears public relations representative will check in on Wednesday, November 2. Telephone number is (713) 797-9000.

SAN FRANCISCO 49ers

National Conference, Western Division

August 29, at The Astrodome — 8:00 P.M. CDT (Pre-Season)

11 Nevada St., Redwood City, California, 94061

President:

Edward J. DeBartolo, Jr.

Executive Vice President and General Manager:

Joe Thomas

Head Coach:

Ken Meyer

Public Relations Director:

George McFadden

Office Phone: (415) 365-3420

Candlestick Park

1976 Record: 8-6

Coaching Staff: Ken Meyer (1st year), Doug Gerhart, Howard Mudd, Jimmy Raye, Ed Alzman, Ed Beard, Floyd Peters, Jim Shofner.

Top Three 1977 Draft Choices: Round 1 - Choice to New England; Round 2 - Choice to New England; Round 3 - Elmo Boyd WR Eastern Kentucky, Choice from Houston.



Capacity: 61,000

LAST SEASON

49ERS and Oilers did not play.

1976 Statistical Leaders

Rushing — Delvin Williams, (3rd in NFL), 248 for 1203 yards, 4.9 average, 80t long, 7 TD.

Passing — Jim Plunkett, 126 of 243 for 1592 yards, 13 TD, 16 interceptions.

Receiving — Gene Washington, 33 for 457 yards, 55t long, 6 TD; Wilbur Jackson, 33 for 344 yards, 32 long, 1 TD.

Punting — Tom Wittum (3rd in NFC), 89 for 3639 yards, 68 long, 40.9 average.

Interceptions — Bruce Rhodes, 3 for 42 yards, 30 long, 0 TD.

Punt Returns — Bruce Rhodes (8th in NFC), 16 for 142 yards, 8.9 average, 22 long, 0 TD.

Kickoff Returns — Anthony Leonard, 26 for 553 yards, 21.3 average, 39 long, 0 TD.

Scoring — Steve Mike-Mayer, 16-28 FG, 26-30 PAT, 74 points.

TRAVEL HEADQUARTERS

Houston vs. San Francisco

First Meeting: Monday, August 29 at Houston. The 49ERS will headquarter at The Marriott Astrodome and the 49ERS public relations representative will check in on Thursday, August 25. Telephone number is (713) 797-9111.

DALLAS COWBOYS

National Conference, Eastern Division

September 3, at The Astrodome - 8:00 P.M. CDT (Pre-Season)

6116 North Central Expressway, Dallas, Texas 75206

Chairman of the Board:

Clint W. Murchison, Jr.

President and General Manager:

Texas E. Schramm

Head Coach:

Tom Landry

Public Relations Director:

Doug Todd

Office Phone: (214) 369-8000

Texas Stadium

Capacity: 65,101

1976 Record: 11-3 (lost to Los Angeles, 14-12 in NFC Divisional Playoffs).

Coaching Staff: Tom Landry (18th year), Jim Myers, Ermal Allen, Mike Ditka, Dan Reeves, Gene Stallings, Ernie Stautner, Jerry Tubbs, Bob Ward.

Top Three 1977 Draft Choices: Round 1 - Tony Dorsett RB Pittsburgh, Choice from Seattle; Round 2 - Glenn Carano QB Nevada-Las Vegas; Choice from Seattle; Round 3 - Tony Hill WR Stanford, Choice from Philadelphia.



LAST SEASON

Site - Texas Stadium

Winner - Cowboys defeated Oilers 26-20 in an overtime pre-season contest.

Attendance - 61,315

1976 Statistical Leaders

Rushing - Doug Dennison, 153 for 542 yards, 3.5 average, 14 long, 6 TD.

Passing - Roger Staubach, (8th in NFL), 208 of 369 for 2715 yards, 14 TD, 11 interceptions.

Receiving - Drew Pearson (1st in NFC-4th in NFL), 58 for 806 yards, 40t long, 6 TD.

Punting - Danny White, 70 for 2690 yards, 54 long, 38.4 average.

Interceptions - Mark Washington, 4 for 49 yards, 22 long, 0 TD.

Punt Returns - Butch Johnson, (Tied for 8th in NFL), 45 for 489 yards, 10.9 average, 55 long, 0 TD.

Kickoff Returns - Butch Johnson, (Tied for 5th in NFC), 28 for 693 yards, 24.8 average, 74 long, 0 TD.

Scoring - Efern Herrera, (6th in NFL among kickers, 18-23 FG, 34-34 PAT, 88 points.

TRAVEL HEADQUARTERS

Houston vs. Dallas

First Meeting: Saturday, September 3 at Houston. The Cowboys will headquarter at The Marriott Astrodome and the Cowboys public relations representative will check in on Tuesday, August 30. Telephone number is (713) 797-9000.

NEW ORLEANS SAINTS

National Conference, Western Division

September 10, at The Louisiana Superdome — 7:00 P.M. CDT
(Preseason)

944 St. Charles, New Orleans, Louisiana, 70130

President:

John W. Mecom, Jr.

Head Coach and Vice President:

Hank Stram

Public Relations Director:

Jerry Wynn

Office Phone: (504) 524-1421

Louisiana Superdome

1976 Record: 4-10

Coaching Staff: Hank Stram (2nd year, 17th overall), John Beake, Buck Buchanan, Whitey Campbell, Jim Garrett, Rich Kotite, Dick Nolan, Alvin Roy, Sam Rutigliano, Dick Stanfel, Dick Wood.

Top Three 1977 Draft Choices: Round 1 - Joe Campbell DE Maryland; Round 2 - Mike Fultz DT Nebraska; Round 3 - Bob Watts LB Boston College.



Capacity: 72,000

LAST SEASON

Site — The Astrodome

Winner — New Orleans, 13-10 in a pre-season contest.

Attendance — 40,798

Site — Louisiana Superdome

Winner — Houston, 31-26

Attendance — 56,561

1976 Statistical Leaders

Rushing — Chuck Muncie, 149 for 659 yards, 4.4 average, 51 long, 2 TD.

Passing — Bobby Scott (7th in NFC), 103 of 190 for 1065 yards, 4 TD, 6 interceptions.

Receiving — Tony Galbreath, (Tied for 6th in NFL), 54 for 420 yards, 35 long, 1 TD.

Punting — Tom Blanchard, (5th in NFC), 101 for 3974 yards, 63 long, 39.3 average.

Interceptions — Jim Merlo, 4 for 132 yards, 83t long, 2 TD.

Punt Returns — Pete Athas, (7th in NFC), 35 for 332 yards, 9.5 average, 67 long, 0 TD.

Kickoff Returns — Tony Galbreath, 20 for 399 yards, 20.0 average, 32 long, 0 TD.

TRAVEL HEADQUARTERS

Houston vs. New Orleans

First Meeting: Saturday, September 10 at New Orleans. The Oilers will headquarter at The Hyatt Regency and the Oilers public relations representative will check in on Wednesday, September 7. Telephone number is (504) 561-1234.

NEW YORK JETS

American Conference, Eastern Division

September 18, at The Astrodome — 3:00 P.M. CDT

598 Madison Avenue, New York, New York, 10022

President:

Jim Kensil

General Manager:

Al Ward

Head Coach:

Walt Michaels

Public Relations Director:

Frank Ramos

Office Phone: (212) 421-6600

Shea Stadium

1976 Record: 3-11

Coaching Staff: Walt Michaels (1st year), John Idzik, Bob Fry, Joe Gardi, Dan Henning, Bob Ledbetter, John Mazur, Dan Sekanovic

Top Three 1977 Draft Choices: Round 1 - Marvin Powell OT Southern California; Round 2 - Wesley Walker WR California; Round 3 - Choice to Pittsburgh, Tank Marshall DE Texas A&M Choice from San Francisco.



Capacity: 60,000

LAST SEASON

Site — The Astrodome

Winner — New York, 27-24

Attendance — 45,149 SRO

1976 Statistical Leaders

Rushing — Clark Gaines, 157 for 724, 4.6 average, 33 long, 3 TD.

Passing — Joe Namath, 114 of 230 for 1090 yards, 4 TD, 16 interceptions.

Receiving — Clark Gaines, 41 for 400 yards, 27 long, 2 TD.

Punting — Duane Carrell, (Tied for 9th in NFL), 81 for 3218 yards, 72 long, 39.7 average.

Interceptions — Rich Sowell, 2 for 46 yards, 27 long, 0 TD.

Punt Returns — Lou Piccone, 21 for 173 yards, 8.2 average, 60 long, 1 TD.

Kickoff Returns — Lou Piccone, 31 for 699 yards, 22.5 average, 38 long, 0 TD.

Scoring — Pat Leahy, 11-16 FG, 16-20 PAT, 49 points.

TRAVEL HEADQUARTERS

Houston vs. New York Jets

First Meeting: Sunday, September 18 at Houston. The Jets will headquarter at The Marriott Astrodome and the Jets public relations representative will check in on Wednesday, September 14. Telephone number is (713) 797-9000.

GREEN BAY PACKERS

National Conference, Central Division

September 25, at Lambeau Field - 1:00 CDT

1265 Lombardi Avenue, Green Bay, Wisconsin, 54303

President:

Dominic Olejniczak

General Manager and Head Coach:

Bart Starr

Public Relations Director:

Chuck Lane

Office Phone: (414) 494-2351

Lambeau Field

Capacity: 56,267

1976 Record: 5-9

Coaching Staff: Bart Starr (3rd year), Dave Hanner, Bill Curry, John Meyer, Dick LeBeau, Zeke Bratkowski, Burt Gustafson, Lew Carpenter, Bob Lord.

Top Three 1977 Draft Choices: Round 1 - Mike Butler DE, Kansas; Ezra Johnson DE, Morris Brown; Round 2 - Greg Koch, Ark.



LAST SEASON

Packers and Oilers did not play.

1976 Statistical Leaders

Rushing - Willard Harrell, 130 for 435 yards, 3.3 average, 56 long, 3 TD.

Passing - Lynn Dickey, 115 of 243 for 1465 yards, 7 TD, 14 interceptions.

Receiving - Ken Payne, 33 for 467 yards, 57t long, 4 TD.

Punting - David Beverly, 83 for 3074 yards, 60 long, 37.0 average.

Interceptions - Johnnie Gray, 4 for 101 yards, 67 long, 1 TD.

Punt Returns - Johnnie Gray, 37 for 307 yards, 8.3 average, 27 long, 0 TD.

Kickoff Returns - Mike C. McCoy, (Tied for 9th in NFL), 18 for 457 yards, 25.4 average, 65 long, 0 TD.

Scoring - Chester Marcol, 10-19 FG, 24-27 PAT, 54 points.

TRAVEL HEADQUARTERS

Houston vs. Green Bay

First Meeting: Sunday, September 25 at Green Bay. The Oilers will headquarter at The Green Bay Port Plaza and the Oilers public relations representative will check in on Wednesday, September 21. Telephone number is (414) 432-4811.

MIAMI DOLPHINS

American Conference, Eastern Division

October 2, at The Orange

October 2, at The Orange Bowl — 12:00 P.M. CDT

330 Biscayne Boulevard, Suite 1100, Miami, Florida, 33132

President and Managing General Partner:
Joseph Robbie

Head Coach and Vice President:
Donald F. Shula

Public Relations Director:
Bob Kearney

Office Phone: (305) 379-1851

The Orange Bowl

1976 Record: 6-8

Coaching Staff: Don Shula (8th year, 15th overall), Bill Arnsparger, Tom Keane, John Sandusky, Mike Scarry, Howard Schnellenberger, Carl Taseff.

Top Three 1977 Draft Choices: Round 1 - A.J. Duhe DT Louisiana State; Round 2 - Bob Baumhower DR Alabama; Round 3 - Choice to Houston, Mike Watson DT Miami, Ohio, Choice from Chicago.



Capacity: 75,449

LAST SEASON

Site — The Astrodome

Winner — Miami, 10-6, in a pre-season game.

Attendance — 44,316

1976 Statistical Leaders

Rushing — Benny Malone, 186 for 797 yards, 4.3 average, 31 long, 4 TD.

Passing — Bob Griese (9th in NFL), 162 of 272 for 2097 yards, 11 TD, 12 interceptions.

Receiving — Nat Moore, 33 for 623 yards, 67t long, 4 TD.

Punting — Larry Seiple, 62 for 2366 yards, 56 long, 38.2 average.

Interceptions — Ken Ellis, 2 for 40 yards, 40 long, 0 TD.

Punt Returns — Freddie Solomon, 13 for 205 yards, 15.9 average, 79t long, 1 TD.

Kickoff Returns — Duriel Harris (1st in NFL), 17 for 559 yards, 32.9 average, 69 long, 0 TD.

Scoring — Garo Yepremian, 16 for 23 FG, 29-31 PAT, 77 points.

TRAVEL HEADQUARTERS

Houston vs. Miami

First Meeting: Sunday, October 2 at Miami. The Oilers will headquarter at The Marriott Airport and the Oilers public relations representative will check in on Wednesday, September 28. Telephone number is (305) 649-5000.

PITTSBURGH STEELERS

American Conference, Central Division

October 9, at The Astrodome - 1:00 P.M. CDT

October 23, at Three Rivers Stadium - 12:00 P.M. CDT

100 Stadium Circle, Pittsburgh, Pennsylvania, 15212

Chairman of the Board:

Arthur J. Rooney

President:

Daniel M. Rooney

Head Coach:

Chuck Noll

Public Relations Director:

Ed Kiely

Office Phone: (412) 323-1200

Three Rivers Stadium

Capacity: 50,350

1976 Record: 10-4 (Defeated Baltimore, 40-14, in the AFC divisional playoffs; lost to Oakland, 24-7, in the AFC Championship game).

Coaching Staff: Chuck Noll (9th year), Bud Carson, Dick Hoak, Tom Moore, George Perles, Dan Radakovich, Lou Riecke, Paul Uram, Woody Widenhofer.

Top Three 1977 Draft Choices: Round 1 - Robin Cole LB New Mexico; Round 2 - Sidney Thornton RB Northwestern Louisiana; Round 3 - Tom Beasley DT Virginia Tech, Choice from New York Jets, Jim Smith WR Michigan.

LAST SEASON

Site - Three Rivers Stadium

Winner - Pittsburgh, 32-16

Attendance - 47,947

Site - The Astrodome

Winner - Pittsburgh, 21-0

Attendance - 44,743

1976 Statistical Leaders

Rushing - Franco Harris (7th in NFL), 289 for 1128 yards, 3.9 average, 30 long, 14 TD; Rocky Bleier (9th in NFL), 220 for 1036 yards, 4.7 average, 28 long, 5 TD.

Passing - Terry Bradshaw, 92 of 192 for 1177 yards, 10 TD, 9 interceptions.

Receiving - Lynn Swann, 28 for 516 yards, 47 long, 3 TD.

Punting - Bobby Walden, 76 for 2982 yards, 58 long, 39.2 average.

Interceptions - Glen Edwards, (Tied for 5th in AFC), 6 for 95 yards, 55 long, 0 TD.

Punt Returns - Theo Bell (8th AFC), 39 for 390 yards, 10.0 average, 53 long, 0 TD.

Kickoff Returns - Jack Deloplaine, 17 for 385 yards, 22.6 average, 39 long, 0 TD.

Scoring - Franco Harris (Tied for 1st in NFL among non kickers), 14 TD (14 Rush), 84 points; Roy Gerela (8th in NFL among kickers), 14-26 FG, 40-43 PAT, 82 points.

TRAVEL HEADQUARTERS

Houston vs. Pittsburgh

First Meeting: Sunday, October 9 at Houston. The Steelers will headquarter at The Marriott Astrodome and the Steelers public relations representative will check in on Wednesday, October 5. Telephone number is (713) 797-9000.

Second Meeting: Sunday, October 23 at Pittsburgh. The Oilers will headquarter at The Marriott and the Oilers public relations representative will check in on Wednesday, October 19. Telephone number is (412) 922-8400.



CLEVELAND BROWNS

American Conference, Central Division

October 16, at The Astrodome - 1:00 P.M. CDT

December 11, at Cleveland Stadium - 12:00 P.M. CST

Tower B, Cleveland Stadium, Cleveland, Ohio, 44114

President:

Arthur B. Modell

General Manager:

Peter Hadhazy

Public Relations Director:

Nate Wallack

Office Phone: (216) 696-5555

Cleveland Stadium

1976 Record: 9-5

Coaching Staff: Forrest Gregg (4th year), Raymond Berry, Walt Corey, Rod Humenuik, Billy Kinard, Dick Modzelewski, George Sefcik, Al Tabor.

Top Three 1977 Draft Choices: Round 1 - Robert Jackson LB Texas A&M; Round 2 - Tom Skladany P-K Ohio State; Round 3 - Choice to Buffalo.



Capacity: 80,233

LAST SEASON

Site - The Astrodome

Winner - Cleveland, 21-7

Attendance - 47,073

Site - Cleveland Stadium

Winner - Cleveland, 13-10

Attendance - 60,226

1976 Statistical Leaders

Rushing - Greg Pruitt (7th in AFC), 209 for 1000 yards, 4.8 average, 64 long, 4 TD.

Passing - Brian Sipe (6th in AFC), 178 of 312 for 2113 yards, 17 TD, 14 interceptions.

Receiving - Reggie Rucker (7th in AFC), 49 for 676 yards, 45 long, 8 TD.

Punting - Don Cockroft, 64 for 2487 yards, 51 long, 38.9 average.

Interceptions - Thom Darden (Tied for 6th in NFL), 7 for 73 yards, 21 long, 0 TD.

Punt Returns - Steve Holden, 31 for 205 yards, 6.6 average, 38 long, 0 TD.

Kickoff Returns - Steve Holden (7th in AFC), 19 for 461 yards, 24.3 average, 44 long, 0 TD.

Scoring - Don Cockroft, 15-28 FG, 27-30 PAT, 72 points.

TRAVEL HEADQUARTERS

Houston vs. Cleveland

First Meeting: Sunday, October 16 at Houston. The Browns will headquarter at Stouffers Inn-Greenway Plaza and the Browns public relations representative will check in on Wednesday, October 12. Telephone number is (713) 629-1200.

Second Meeting: Sunday, December 11 at Cleveland. The Oilers will headquarter at The Marriott and the Oilers public relations representative will check in on Wednesday, December 7. Telephone number is (216) 252-5333.

CINCINNATI BENGALS

American Conference, Central Division

October 30, at Riverfront Stadium — 12:00 P.M. CST

December 18, at The Astrodome — 1:00 P.M. CST

200 Riverfront Stadium, Cincinnati, Ohio, 45202

President:

John Sawyer

Vice President and General Manager:

Paul E. Brown

Head Coach:

Bill Johnson

Public Relations Director:

Allan Heim

Office Phone: (513) 621-3550

Riverfront Stadium

Capacity: 56,000

1976 Record: 10-4

Coaching Staff: Bill Johnson (2nd year), Mike McCormack, Boyd Dowler, Jack Donaldson, Howard Brinker, Chuck Studley, Charley Winner, Kim Wood.

Top Three 1977 Draft Choices: Round 1 - Eddie Edwards DT Miami, Choice from Buffalo, Wilson Whitley DT Houston, Choice from Philadelphia, Mike Cobb TE Michigan State; Round 2 - Pete Johnson RB Ohio State; Round 3 - Mike Voight RB North Carolina.

LAST SEASON

Site — The Astrodome

Site — Riverfront Stadium

Winner — Cincinnati, 27-7

Winner — Cincinnati, 31-27

Attendance — 45,499

Attendance — 53,243

1976 Statistical Leaders

Rushing — Boobie Clark, 151 for 671 yards, 4.4 average, 24 long, 7 TD.

Passing — Ken Anderson, (7th in AFC), 179 of 338 for 2367 yards, 19 TD, 14 interceptions.

Receiving — Isaac Curtis, 41 for 766 yards, 85t long, 6 TD.

Punting — Pat McNally, 76 for 2999, 61 long, 39.5 average.

Interceptions — Ken Riley (2nd in NFL), 9 for 141 yards, 53t long, 1 TD.

Punt Returns — Willie Shelby, 21 for 162 yards, 7.7 average, 30 long, 0 TD.

Kickoff Returns — Willie Shelby (Tied for 9th in NFL), 30 for 761, 25.4 average, 97t long, 1 TD.

Scoring — Chris Bahr, (Tied for 9th in NFL among kickers), 14-27 FG, 39-42 PAT, 81 points.

TRAVEL HEADQUARTERS

Houston vs. Cincinnati

First Meeting: Sunday, October 30 at Cincinnati. The Oilers will headquarter at Souffers Towers and the Oilers public relations representative will check in on Wednesday, October 26. Telephone number is (513) 721-8600.

Second Meeting: Sunday, December 18 at Houston. The Bengals will headquarter at The Marriott Astrodome and the Bengals public relations representative will check in on Wednesday, December 14. Telephone number is (713) 797-9000.



SEATTLE SEAHAWKS

National Conference, Western Division

November 20, at The Kingdome — 3:00 P.M. CST

5305 Lake Washington Boulevard, Kirkland, Washington, 9803

Managing General Partner:
Herman Sarkowsky

General Manager:
John Thompson

Head Coach:
Jack Patera

Public Relations Director:
Don Andersen

Office Phone: (206) 827-9777

The Kingdome

1976 Record: 2-12

Coaching Staff: Jack Patera (2nd year), Bob Hollway, Earl Leggett, Andy MacDonald, Jerry Rhome, Sam Boghosian, Larry Peciatiello.

Top Three 1977 Draft Choices: Round 1 - Choice to Dallas, Steve August OG Tulsa, Choice from San Diego via Dallas; Round 2 - Tom Lynch OT Boston College, Choice from Buffalo via Dallas; Choice to Los Angeles, Terry Beeson LB Kansas, Choice from San Diego via Dallas, Pete Cronan DE Oregon State; Choice from Los Angeles; Round 3 - Dennis Boyd DE Oregon State.



Capacity: 64,750

LAST SEASON

Seattle and Houston did not play.

1976 Statistical Leaders

Rushing — Sherman Smith, 119 for 537 yards, 4.5 average, 53 long, 4 TD.

Passing — Jim Zorn, 208 of 439 for 2571 yards, 12 TD, 27 interceptions.

Receiving — Steve Largent (6th in NFL), 54 for 705 yards, 45 long, 4 TD.

Punting — Rick Engles, 80 for 3087 yards, 55 long, 38.3 average.

Interceptions — Dave Brown, 4 for 70 yards, 33 long, 0 TD.

Punt Returns — Lyle Blackwood, 19 for 132 yards, 6.9 average, 26 long, 0 TD.

Kickoff Returns — Oliver Ross, 30 for 655 yards, 21.8 average, 45 long, 0 TD.

Scoring — John Lypoldt, 8-15 FG, 22-25 PAT, 46 points.

TRAVEL HEADQUARTERS

Houston vs. Seattle

First Meeting: Sunday, November 20 at Seattle. The Oilers will headquarter at The Washington Plaza and the Oilers public relations representative will check in on Wednesday, November 16. Telephone number is (206) 624-7400.

KANSAS CITY CHIEFS

American Conference, Western Division

November 27, at The Astrodome - 1:00 P.M. CST

One Arrowhead Drive, Kansas City, Missouri, 64129

Chairman of the Board:

Lamar Hunt

General Manager:

Jim Schaaf

Head Coach:

Paul Wiggin

Public Relations Director:

Bob Sprenger

Office Phone: (816) 924-9300

Arrowhead Stadium

Capacity: 78,000

1976 Record: 5-9

Coaching Staff: Paul Wiggin (3rd year), Chet Franklin, Tom Bettis, Tom Pratt, Joe Spencer, Bob Schnelker, Jack Christiansen, Steve Ortmyer.

Top Three 1977 Draft Choices: Round 1 - Gary Green DB Baylor, Round 2 - Tony Reed RB Colorado; Round 3 - Thomas Howard LB Texas Tech.



LAST SEASON

Site - Arrowhead Stadium

Winner - Kansas City 9-3 OT (Pre-Season)

Attendance - 32,083

1976 Statistical Leaders

Rushing - MacArthur Lane, 162 for 542 yards, 3.3 average, 20 long, 5 TD.

Passing - Mike Livingston (10th in NFL), 189 of 338 for 2682 yards, 12 TD, 13 interceptions.

Receiving - Mac Arthur Lane (1st in NFL), 66 for 686 yards, 44 long, 1 TD.

Punting - Jerrel Wilson (3rd in NFL), 65 for 2,729 yards, 62 long, 42.0 average.

Interceptions - Kerry Reardon, 5 for 26 yards, 22 long, 0 TD.

Punt Returns - Larry Brunson (5th in NFL) 31 for 387 yards, 12.5 average, 48 long, 0 TD.

Kickoff Returns - Lawrence Williams (5th in NFL), 25 for 688 yards, 27.5 average, 64 long, 0 TD.

Scoring - Jan Stenerud (4th in NFL among kickers), 21-38 FG, 27-33 PAT, 90 points.

TRAVEL HEADQUARTERS

Houston vs. Kansas City

First Meeting: Sunday, November 27 at Houston. The Chiefs will headquarter at The Marriott - West Loop and the Chiefs public relations representative will check in on Wednesday, November 23. Telephone number is (713) 960-0111.

DENVER BRONCOS

American Conference, Western Division

December 4, at The Astrodome — 1:00 P.M. CST

5700 Logan Street, Denver, Colorado, 80216

Chairman of the Board:
Gerald H. Phillips

General Manager:
Fred Gehrke

Head Coach:
Robert "Red" Miller

Public Relations Director:
Bob Peck

Office Phone: (303) 623-8778

Mile High Stadium

Capacity: 75,087

1976 Record: 9-5

Coaching Staff: Red Miller (1st year), Joe Collier, Stan Jones, Myrel Moore, Bob Gambold, Paul Roach, Ken Gray, Fran Polsfoot, Babe Parilli, Marv Braden.

Top Three 1977 Draft Choices: Round 1 - Steve Schindler OG Boston College; Round 2 - Rob Lytle RB Michigan; Round 3 - Choice to Green Bay.

LAST SEASON

Site — The Astrodome

Winner — Houston, 17-3

Attendance — 51,041 SRO

1976 Statistical Leaders

Rushing — Otis Armstrong (6th in AFC), 247 for 1008 yards, 4.1 average, 31 long, 5 TD.

Passing — Steve Ramsey, 128 of 270 for 1931 yards, 11 TD, 13 interceptions.

Receiving — Otis Armstrong, 39 for 457 yards, 36t long, 1 TD.

Punting — Norris Weese, 52 for 1852 yards, 55 long, 35.6 average.

Interceptions — Tom Jackson (Tied for 6th in NFL), 7 for 136 yards, 46t long, 1 TD.

Punt Returns — Rick Upchurch (1st in NFL), 39 for 536 yards, 13.7 average, 92t long, 4 TD.

Kickoff Returns — Lonnie Perrin (4th in NFL), 14 for 391 yards, 27.9 average, 43 long, 0 TD.

Scoring — Jim Turner (Tied for 9th in NFL among kickers), 15-21 FG, 36-39 PAT, 81 points.



TRAVEL HEADQUARTERS

Houston vs. Denver Broncos

First Meeting: Sunday, December 4 at Houston. The Broncos will headquarter at The Marriott and the Broncos public relations representative will check in on Wednesday, November 30. Telephone number is (713) 797-9000.

REVIEW OF OILERS 1976 SEASON

HOUSTON 20, TAMPA BAY 0

September 12 at THE ASTRODOME

The combination of a strong defensive attack coupled with a well balanced offensive output produced a 20-0 Houston shutout over Tampa Bay. The Bucs were limited to 108 total yards, 49 rushing and 59 passing, and eight first downs. C.L. Whittington's two pass interceptions spearheaded the defensive attack which completely stymied the Bucs offensive endeavors. Curley Culp registered two QB sacks, overall the Oilers had five and harassed the Tampa Bay passers into an erratic 9 of 26 performance. Ronnie Coleman, after missing the last three pre-season outings, rushed for 142 yards and made four receptions for 35. Dan Pastorini connected on 17 of 29 for 197 yards and two touchdowns. Pastorini's prime targets were Ken Burrough and Billy Johnson, five catches each. Burrough and Fred Willis were the recipients of Pastorini's scoring tosses. Skip Butler accounted for the other Oiler points hitting on 2 of 3 field goals.

Score by Periods

<i>Tampa Bay</i>	0	0	0	0 - 0
<i>Houston</i>	0	7	3	10 - 20

Scoring

Houston -Willis, 13 pass from Pastorini (Butler kick).
 Houston-Butler, FG 33.
 Houston-Burrough, 42 pass from Pastorini (Butler kick).
 Houston-Butler, FG 44.

Team Statistics

	<i>Tampa Bay</i>	<i>Houston</i>
First Downs	8	21
Rushing Yardage	27-49	42-190
Passing Yardage	59	182
Return Yardage	35	144
Passes	9-26-2	21-29-1
Punts	11-42.4	5-39.8
Fumbles-Lost	0-0	3-3
Yards Penalized	9-80	8-60
Attendance-42,228	No Shows-1,683	

INDIVIDUAL STATISTICS

Rushing

Tampa Bay-E. Johnson, 5 for 15 yards; Davis, 3 for 14; Carter, 12 for 7; DuBose, 3 for 5; Kendrick, 1 for 3; Spurrier, 1 for 3; Dickinson; 2 for 2.
Houston-Coleman, 25 for 142 yards; Willis, 8 for 30; Dawkins, 4 for 11; Hardeman, 3 for 3; Baker, 1 for 2; Pastorini, 1 for 2.

Passing

Tampa Bay-Spurrier, 8 of 21 for 90 yards (two intercepted); Dickinson, 1 of 5 for 15.
Houston-Pastorini, 17 of 27 for 194 yards (one intercepted); Hadl, 2 of 2 for 11.

Receiving

Tampa Bay-McKay, 3 for 49 yards; DuBose 2 for 21; Moore, 2 for 21; E. Johnson, 2 for 14.
Houston-Burrough, 5 for 92 yards; B. Johnson, 5 for 41; Coleman, 4 for 35; Willis 1 for 13; Sawyer, 1 for 12; Alston, 1 for 7; Baker, 1 for 6; Hardeman, 1 for -1.



HOUSTON 13, BUFFALO BILLS 3

September 19 at Rich Stadium

For the second straight week the Houston defense turned in tremendous effort and the Oilers registered their second consecutive win of the season defeating the Buffalo Bills 13-3. O.J. Simpson was limited to a scant 38 yards rushing while the Bills passers were badgered and harassed all afternoon by the Oilers merciless defense. Skip Butler kicked a career record 54-yard field goal early in the second quarter to give Houston a 3-0 advantage. Benny Ricard split the uprights from 27 yards to tie the score at 3-3 at the half. After a scoreless third period, Dan Pastorini engineered a nine play 32-yard drive culminated by a 28-yard Butler field goal reestablishing the Oilers scoreboard advantage at 6-3. A few minutes later Elvin Bethea hit Buffalo passer Gary Marangi who coughed up the ball and Curley Culp recovered for the Oilers at the Bills 19. On the ensuing play Don Hardeman scampered into the end zone securing the victory. Fred Willis was the games top rusher with 96 yards. Ronnie Coleman had 74 before retiring to the sidelines with a knee injury mid-way in the final quarter.

Score by Periods

<i>Houston</i>	0	3	0	10	- 1
<i>Buffalo</i>	0	3	0	0	-

Scoring

- Houston-Butler, FG 54.
- Buffalo-Ricardo, FG 27.
- Houston-Butler, FG 28.
- Houston-Hardeman, 19 run (Butler kick).

Team Statistics

	<i>Buffalo</i>	<i>Houston</i>
First Downs	13	1
Rushing Yardage	33-89	39-20
Passing Yardage	79	5
Return Yardage	112	9
Passes	11-30-0	9-24
Punts	9-42.7	9-36
Fumbles-Lost	3-2	2-
Yards Penalized	7-58	8-5
Attendance-61,364	No Shows-2,313	

INDIVIDUAL STATISTICS

Rushing

Houston-Willis, 16 for 96 yards; Coleman, 16 for 74; Hardeman, for 21; Pastorini, 2 for 14; Dawkins, 2 for 5; B. Johnson, 1 for -
Buffalo-Simpson, 16 for 38 yards; Powell, 9 for 32; Washington, for 9; Ferguson, 3 for 6; Marangi, 1 for 4; Hooks, 1 for 0

Passing

Houston-Pastorini, 9 of 24 for 80 yards (one intercepted)
Buffalo-Ferguson, 9 of 24 for 90 yards; Marangi, 2 of 6 for 2

Receiving

Houston-Alston, 1 for 29 yards; Willis, 3 for 23; Burrough, 3 for 20; B. Johnson, 2 for 8.
Buffalo-Seymour, 3 for 38 yards; Chandler, 3 for 34; Simpson, 3 for 25; Hooks, 1 for 8; Powell, 1 for 6.



OAKLAND 14, HOUSTON 13

September 26 at THE ASTRODOME

The Houston Oilers suffered their initial loss of the season when they dropped a heart-thumping 14-13 decision to the eventual Super Bowl Champion Oakland Raiders before a standing-room-only crowd in the Astrodome. Once again the Oiler defense turned in a superb effort. The Raiders, in their two previous outings had amassed nearly 900 total yards and 53 first downs. Against Houston they scrapped and battled every inch of their way for 234 yards and 13 first downs. Reserve QB Mike Rae, a former Canadian league, guided the Oakland offense with a pin-point passing exhibition that produced 13 completions in 22 attempts for 170 yards and two touchdowns, despite being sacked five times (three by Elvin Bethea). Skip Butlers two first quarter field goals, 22 and 40 yards, took Houston to an early 6-0 lead before Rae found Cliff Branch with his first scoring toss. Early in the final period Rae teamed with Branch again for the deciding score. Holding a 14-6 advantage, the Raiders seemed well on their way to victory. But Dan Pastorini rallied the Oilers, engineering an eight play 75 yard scoring drive that narrowed the gap to 14-13. Houston had two earlier drives fail when the Oakland defense held in fourth and goal situations. Butler attempted a 55 yard FG with three seconds remaining in the game that failed.

Score by Periods

<i>Oakland</i>	0	7	0	7	-14
<i>Houston</i>	6	0	0	7	-13

Scoring

- Houston—Butler, FG 22.
- Houston—Butler, FG 40.
- Oakland—Branch, 9 pass from Rae (Steinfort kick).
- Oakland—Branch, 33 pass from Rae (Stienfort kick).
- Houston—Alston, 4 pass from Pastorini (Butler kick).

Team Statistics

	<i>Oakland</i>	<i>Houston</i>
First Downs	13	17
Rushing Yardage	36-106	32-79
Passing Yardage	128	187
Return Yardage	47	33
Passes	13-22-1	16-36-1
Punts	9-41.2	6-37.8
Fumbles-Lost	1-0	0-0
Yards Penalized	6-68	2-15
Attendance—45,426	No Shows—3,088	

INDIVIDUAL STATISTICS

Rushing

- Oakland*—van Eeghen, 19 for 55 yards; Banaszak, 10 for 22; Jennings, 4 for 14; Kunz; 1 for 7; Rae, 1 for 5; Bankston, 1 for 5.
- Houston*—Hardeman, 8 for 40 yards; Willis, 13 for 33; Pastorini, 3 for 3; Dawkins, 8 for 3.

Passing

- Oakland*—Rae, 13 of 22 for 170 yards (one interception).
- Houston*—Pastorini, 16 of 36 for 216 yards (one interception).

Receiving

- Oakland*—Branch, 3 for 68 yards; Banaszak, 6 for 43; Siani, 2 for 29; Casper, 1 for 15; Van Eeghen, 1 for 15.
- Houston*—Willis, 5 for 81 yards; Burrough, 2 for 48; Sawyer, 2 for 40; Dawkins, 2 for 18; B. Johnson, 3 for 16; Alston, 2 for 13.

HOUSTON 31, NEW ORLEANS 26

October 3 at THE LOUISIANA SUPERDOME

The Houston Oilers exploded for 21 third quarter points and were on the whip the New Orleans Saints 31-26. The contest was somewhat marred by a fourth period melee which saw one Oiler and two Saints ejected from the game. Ronnie Coleman returned Houston's lineup and rushed 13 times for 61 yards, caught four passes and scored two touchdowns. At the half Houston was up 10-0 but Rich Szaro's third field goal reduced that advantage to 7-3. The game was set up by a 46-yard Billy Johnson punt return, two plays later Johnson was on the receiving end of a nine-yard Dan Pastorini pass. Then C.L. Whittington picked off Bobby Scott's attempted pass and returned it ten yards to the Houston 47, four plays later Coleman bolted into the end zone from the 22 and padded the Oiler lead to 24-9. Whittington reappeared on the Saints' next possession. He scooped up a fumble on the Oiler four-yard line and returned it for a 96-yard score. Down 31-9, New Orleans rallied for 17 points in the final stanza before bowing to the Oilers. Johnson returned three punts for 65 yards and three kickoffs for 60.

Score by Periods

<i>Houston</i>	7	3	21	0
<i>New Orleans</i>	0	6	3	17

Scoring

- Houston—Coleman, 5 pass from Pastorini (Butler kick).
- New Orleans—Szaro, FG 20.
- Houston—Butler, FG 31.
- New Orleans—Szaro, FG 26.
- New Orleans—Szaro, FG 43.
- Houston—B. Johnson, 9 pass from Pastorini (Butler kick).
- Houston—Coleman, 22 run (Butler kick).
- Houston—Whittington, 96 fumble return (Butler kick).
- New Orleans—T. Owens, 60 pass from Scott (Szaro kick).
- New Orleans—Szaro, FG 26.
- New Orleans—Childs, 4 pass from Douglas (Szaro kick).

Team Statistics

	<i>New Orleans</i>	<i>Houston</i>
First Downs	22	24
Rushing Yardage	32-105	24-105
Passing Yardage	270	160
Return Yardage	346	21
Passes	22-44-1	18-29-0
Punts	8-38.3	10-40.0
Fumbles-Lost	3-2	1-0
Yards Penalized	8-65	9-65
Attendance—56,561	No Shows—4,599	

INDIVIDUAL STATISTICS

Rushing

- Houston*—Coleman, 13 for 61 yards; Willis, 9 for 33; Hadl, 2 for 1; Dawkins, 1 for -3.
- New Orleans*—Strachan, 9 for 31 yards; Douglas, 2 for 30; Galbreath, 9 for 23; Muncie, 6 for 18; Burton, 1 for 3; Scott, 4 for 0; Maxson, 1 for 0.

Passing

- Houston*—Pastorini, 16 of 27 for 183 yards (one intercepted); Hadl, 2 of 2 for 11.
- New Orleans*—Scott, 17 of 34 for 228 yards (one intercepted); Douglas, 5 of 10 for 63.

Receiving

- Houston*—Burrough, 5 for 99 yards; Willis, 4 for 42; B. Johnson, 4 for 35; Coleman, 4 for 12; Alston, 1 for 6.
- New Orleans*—Galbreath, 7 for 67 yards; Herrmann, 5 for 78; Owens, 3 for 91; Thaxton, 2 for 25; Seal, 2 for 20; Muncie, 1 for 6; Childs, 1 for 4; Strachan, 1 for 0.

HOUSTON 17, DENVER 3

October 10 at THE ASTRODOME

"We had an excellent game and I think offensively and defensively we played our best game of the year. We didn't make any turnovers and if you don't beat yourself, you will win a lot of games". That's how Oiler coach Bum Phillips summed up Houston's 17-3 corraling of the Denver Broncos. Denver scored first but Houston scored more as the AFC's leading defense took charge and, aided by some excellent special teams play, thwarted the Broncos in every phase of the game. Six Bronco drives began inside their own twenty, the Denver passers were sacked six times (three by Curley Culp) while completing only 6 of 23 for 88 yards and in the second half they were limited to a mere 11 yards total offense and one first down. Dan Pastorini had one of the finest outings of his career completing 24 of 40 for 217 yards. Pastorini also displayed a superb punting game angling three out of bounds inside the 20. Ken Burrough made five receptions for 107 yards, Ronnie Coleman and Billy Johnson each caught five but Fred Willis took high honors with six. Willis was also the top rusher in the game, 15 for 57.

Score by Periods

<i>Denver</i>	3	0	0	0	-3
<i>Houston</i>	0	7	3	7	-17

Scoring

- Denver—Turner, FG 31.
- Houston—Willis, 14 run (Butler kick).
- Houston—Butler, FG 18.
- Houston—Coleman, 10 run (Butler kick).

Team Statistics

	<i>Denver</i>	<i>Houston</i>
First Downs	8	18
Rushing yardage.	26-87	31-95
Passing Yardage	67	217
Return Yardage	26	54
Passes.	6-23-1	24-40-0
Punts	10-47.3	7-35.0
Fumbles-Lost	0-0	0-0
Yards Penalized	2-10	6-40
Attendance—51,041	No Shows—3,113	

INDIVIDUAL STATISTICS

Rushing

- Denver*—Armstrong, 12 for 47 yards; Keyworth, 13 for 43; Dolbin, 1 for -3.
- Houston*—Willis, 15 for 57 yards; Pastorini, 2 for 12; Taylor, 2 for 12; Coleman, 10 for 11; Dawkins, 1 for 7; B. Johnson, 1 for -4.

Passing

- Denver*—Ramsey, 5 of 9 for 88 yards; Weese 1 of 4 for 7 (one intercepted).
- Houston*—Pastorini, 24 of 40 for 218 yards.

Receiving

- Denver*—Upchurch, 1 for 41 yards; Moses, 1 for 21; Armstrong, 2 for 20; Keyworth, 2 for 13.
- Houston*—Burrough, 5 for 107 yards; B. Johnson, 5 for 38; Willis, 6 for 34; Coleman, 5 for 23; Alston, 2 for 8; Sawyer, 1 for 7.



SAN DIEGO 30, HOUSTON 27

October 17 at San Diego Stadium

Discriminated by injuries to four key defensive starters, the Houston Oilers were victimized 30-27 by the San Diego Chargers. Safety Mike Weger and C.L. Whittington and defensive end Tody Smit all hurt in the Denver game, did not play against the Chargers. Linebacker Ted Washington was injured early in the first period; Duane Benson, Washington's replacement had been injured on the opening kickoff. Charger quarterback Dan Fouts took quick advantage of the situation. Relying primarily on sweeps Fouts directed a ground attack that produced 233 yards and two touchdowns (the first allowed by the Oilers this season) and ravaged the revamped Houston secondary completing 19 of 25 for 279 yards and two TD's. The Oilers took an early 3-0 lead when Elvin Bethea made his first of four sacks forcing a Fouts fumble, seven plays later Skiff Butler converted a 31-yard field goal. Butler connected for another three pointer, 36-yards, in the second quarter but a 13-yard Fouts to Dwight McDonald scoring strike gave the Chargers a 7-6 halftime edge. San Diego opened the third stanza with a 13 play 52-yard drive culminated by a 30-yard FG. On their next possession Fouts Matthews thundered 42-yards for a TD that furthered the Chargers lead to 17-6. Two plays later Dan Pastorini teamed with Ken Burrough on a 54-yard scoring connection reducing the San Diego advantage to 17-13. On the fourth periods second play from scrimmage Fouts hit Charlie Joiner with an 81-yard TD pass. Pastorini then rallied the Oilers with two scoring aeriels, 67 yards to Burrough and 32 to Billy Johnson, and Houston forged ahead 27-24. But Fouts continued to exploit Houston's patched up defense and engineered a 60 yard drive capped with a one-yard plunge by Matthews for the winning touchdown.

Score by Periods

Houston	3	3	7	14	27
San Diego	0	7	10	13	27

Scoring

- Houston - Butler, FG 31.
- San Diego - McDonald, 13 pass from Fouts (Wersching kick).
- Houston - Butler, FG 36.
- San Diego - Wersching, FG 30.
- San Diego - Matthews, 42 run (Wersching kick).
- Houston - Burrough, 54 pass from Pastorini (Butler kick).
- San Diego - Joiner, 81 pass from Fouts (Wersching kick).
- Houston - Burrough, 67 pass from Pastorini (Butler kick).
- Houston - B. Johnson, 32 pass from Pastorini (Butler kick).
- San Diego - Matthews, 1 run (kick failed).

Team Statistics

	San Diego	Houston
First Downs	24	11
Rushing Yardage	42-223	23-55
Passing Yardage	250	32
Return Yardage	155	11
Passes	19-25-0	25-39-1
Punts	3-32.7	3-36
Fumbles-Lost	4-2	1-0
Yards Penalized	6-55	9-8
Attendance-33,327	No Shows 1,762	

INDIVIDUAL STATISTICS

Rushing

- Houston-Coleman, 11 for 28 yards; Willis, 10 for 20; Pastorini 2 for 3.
- San Diego-Scarber, 17 for 78 yards; Young, 15 for 73; Matthews 6 for 59; Hoopes, 1 for 10; Morris, 1 for 3; Fouts, 2 for 0.

Passing

- Houston-Pastorini, 25 for 39 for 329 yards (one intercepted).
- San Diego-Fouts, 19 of 25 for 279 yards (two intercepted).

Receiving

- Houston-Burrough, 6 for 63 yards; Coleman, 5 for 49; Alston 3 for 22; B. Johnson, 4 for 12; Hardeman, 1 for 11; Sawyers 1 for 11; Willis, 1 for 2.
- San Diego-Joiner, 2 for 106 yards; Young, 5 for 55; Curran, 4 for 49; Matthews, 2 for 22; Scarber, 3 for 21; Dorsey, 1 for 1; McDonald, 1 for 13; Morris, 1 for 0.

CINCINNATI 27, HOUSTON 7
 October 24 at THE ASTRODOME

In their showdown for the lead in the AFC's tough Central Division, the Houston Oilers suffered a complete breakdown and were trampled 27-7 by the Cincinnati Bengals before a standing-room-only crowd in The Astrodome and a National Television audience. "We played terrible," coach Bum Phillips said. "Offense, defense, special teams. Everything. When you break down like we did today, you're gonna get beat badly." The Oilers gave the Bengals a fumble, an interception, two long punt returns and some badly timed offensive penalties. Cincinnati's initial score was set up by a Ken Riley interception and eight yard return to the Oilers ten yard line. Two plays later Ken Anderson found Isaac Curtis in the end zone with a seven yard toss. Next, Bengal punt returner Willie Shelby broke a 30-yard return to the Houston 23. When the Oiler defense toughened, Cincinnati settled for a 34-yard Chris Bahr field goal and a 10-0 first quarter lead. In the second period The Bengals the mounted an 11 play 80-yard scoring drive, reserve QB John Reaves drilled Bruce Coslet with a 14-yard TD strike. Another Shelby punt return, 27 yards, produced a 28-yard Bahr FG. Down 20-0 at the half, this was the first time in 31 outings that Houston had been out of a game at intermission. At the start of the second half, the Oiler offense seemed to get untracked. On their first possession they drove 58 yards to a fourth-and-goal at the Bengal one-yard line but Dan Pastorini, under a fierce Bengal rush, over threw Elbert Drungo. Another scoring opportunity was lost on Houston's next possession when Bob Brown stripped Pastorini of the ball and Coy Bacon scooped it up and started what would eventually be an 80-yard TD return. Mack Alston caught Bacon from behind. As he fell, Bacon lateraled to Melvin Morgan who covered the final 32 yards. Ronnie Coleman scored Houston's only points when he returned a punt 69 yards.

Score by Periods

<i>Cincinnati</i>	10	10	7	0	-27
<i>Houston</i>	0	0	0	7	-7

Scoring

- Cincinnati - Curtis, 7 pass from Anderson (Bahr kick).
- Cincinnati - Bahr, FG 34.
- Cincinnati - Coslet, 14 pass from Reaves (Bahr kick).
- Cincinnati - Bahr, FG 28.
- Cincinnati - Morgan, 80-yard fumble return (Bahr kick).
- Houston - Coleman, 69-yard punt return (Butler kick).

Team Statistics

	<i>Cincinnati</i>	<i>Houston</i>
First Downs	18	12
Rushing Yardage	40-162	9-28
Passing Yardage	154	120
Return Yardage	157	69
Passes	15-24-0	21-41-3
Punts	6-37.0	7-47.7
Fumbles-Lost	3-1	1-1
Yards Penalized	9-82	7-50
Attendance 50,968	No Shows 5,469	

INDIVIDUAL STATISTICS

Rushing

- Cincinnati* - Clark, 11 for 60 yards; Davis, 6 for 39; Fritts, 5 for 22; Griffin, 10 for 21; Elliott, 7 for 18; Anderson, 1 for 2.
- Houston* - Hardeman, 2 for 14 yards; Willis, 4 for 13; Coleman, 3 for 1.

Passing

- Cincinnati* - Anderson, 13 of 20 for 148 yards; Reaves, 2 of 4 for 27.
- Houston* - Pastorini, 21 of 41 for 170 yards (three intercepted).

Receiving

- Cincinnati* - Curtis, 4 for 62 yards; Elliott, 3 for 34; Brooks, 3 for 23; Coslet, 1 for 14; Fritts, 1 for 13; Clark, 1 for 11; Davis, 1 for 11; Griffin, 1 for 7.
- Houston* - Burrough, 6 for 63 yards; Coleman, 5 for 49; Alston, 3 for 22; B. Johnson, 4 for 12; Hardeman, 1 for 11; Sawyer, 1 for 11; Willis, 1 for 2.

BALTIMORE 38, HOUSTON 14

November 1 at Memorial Stadium

Embarrassed 38-14 by the Baltimore Colts in front of a Memorial Stadium sell-out crowd and a National Television audience, the Houston Oilers dropped their third straight. "They are the best team we have played this year," praised Oiler coach Bum Phillips. "I was very impressed with the balance of their attack. They are equally as good running as they are passing. We are good defensively, but we have people hurt and when you have people hurt, we you're not the same team. We got down with mistakes that cost us dearly, but don't take anything away from those people." The Oilers turned the ball over three times in the first half and the Colts streaked to a 21-0 half time advantage. In the first two quarters Houston was limited to two first downs, 54 total yards, lost two fumbles and was intercepted once. Baltimore, spearheaded by Lydell Mitchells 107 yards rushing, amassed 254 total yards, an 16 first downs. Bert Jones completed 14 of 20. The Colts continue their overall dominance in the second half and built to a 31-0 lead before the Oilers found the end zone. Dan Pastorini teamed with Ken Burrough on a 53-yard TD pass and Joe Dawkins bulled across the scoring stripe from the two. Pastorini, harassed mercilessly by the Sack Pack, hit on 10 of 22 for 160 yards and saw eight of his attempts dropped. The Houston passers were sacked six times:

Score by Periods

<i>Houston</i>	0	0	0	14-1
<i>Baltimore</i>	7	14	3	14-3

Scoring

Baltimore—Leaks, 4 run (Linhart kick).
Baltimore—McCauley, 1 run (Linhart kick).
Baltimore—Leaks, 1 run (Linhart kick).
Baltimore—Linhart, FG 25.
Baltimore—McCauley, 1 run (Linhart kick).
Houston—Burrough, 53 pass from Pastorini (Butler kick).
Houston—Dawkins, 2 run (Butler kick).
Baltimore—R. Lee, 69 run (Linhart kick).

Team Statistics

	<i>Baltimore</i>	<i>Houston</i>
First Downs	25	1
Rushing Yardage	53-268	14-1
Passing Yardage	190	10
Return Yardage	85	13
Passes	19-30-0	11-30-0
Punts	5-36.6	7-35.7
Fumbles-Lost	3-1	3-0
Yards Penalized	8-114	4-3
Attendance—60,020	No Shows—0	

INDIVIDUAL STATISTICS

Rushing

Houston—Coleman, 7 for 68 yards; Hardeman, 5 for 11; Dawkins, 1 for 2; Taylor, 1 for 2.
Baltimore—Mitchell, 28 for 136 yards; R. Lee, 10 for 93; Leaks, 6 for 18; McCauley, 5 for 15; Jones, 3 for 6; Troup, 1 for 0.

Passing

Houston—Pastorini, 10 of 22 for 160 yards; Hadl, 1 of 8 for 10; Coleman, 0 of 1 (one intercepted).
Baltimore—Jones, 19 of 28 for 197 yards; Troup, 0 of 2.

Receiving

Houston—Sawyer, 2 for 63 yards; Burrough, 2 for 62; Alston, 1 for 27; Stemrick, 1 for 10; Coleman, 3 for 5; Hardeman, 2 for 3.
Baltimore—Chester, 2 for 47 yards; Mitchell, 7 for 46; Doughty, 3 for 42; Carr, 3 for 38; McCauley, 3 for 17; Leaks, 1 for 7.

CLEVELAND 21, HOUSTON 7

November 7 at THE ASTRODOME

Cleveland extended the Houston losing streak to four and sent the Oilers into the basement of the AFC's Central Division, fatally dimming any remaining playoff hopes, when the Browns posted a 1-7 victory over the Oilers. "It seems like lately every week it is something different," said coach Bum Phillips. "We manage to help the other team. Its a different thing every week. One week we can't catch the ball, and then the next week we catch it and then can't hang onto it. If it was something we could correct, we would have corrected it three weeks ago. Its like a cancer, it just breaks out in different places." On the games third scrimmage play Dan Pastorini had the ball knocked from his grip, the ball rolled into the Houston end zone where Elbert Drungo reclaimed it for the Oilers. The Browns got two points but Pastorini was finished for the day, immediate x-rays revealed that he had suffered a cracked rib. The Browns further capitalized on the safety when, six plays after the ensuing free kick, Don Cockroft booted a 30-yard FG. Cockroft hit another three-pointer, 40-yards, four minutes into the second quarter after the Oilers stopped a 56-yard 15-play drive at the Houston 13. The Oiler defense limited the Browns to 76 yards and four first downs in the first half and narrowed the gap to one-point, 8-7, when reserve QB John Hadl drilled Ronnie Coleman with a seven-yard scoring strike. Houston turned the ball over on each of their three fourth quarter possessions, one interception and two fumbles, and Cleveland took full advantage of the Oiler miscues in securing their victory.

Score by Periods

Cleveland	5	3	0	13-21
Houston	0	7	0	0-7

Scoring

- Cleveland—Safety, fumble recovered in end zone.
- Cleveland—Cockroft, FG 30.
- Cleveland—Cockroft, FG 40.
- Houston—Coleman, 7 pass from Hadl (Butler kick).
- Cleveland—Darden, 10 pass from G. Pruitt (Cockroft kick failed).
- Cleveland—Roan, 23 pass from Sipe (Cockroft kick).

Team Statistics

	Cleveland	Houston
First Downs	13	11
Rushing Yardage	44-200	31-125
Passing Yardage	62	63
Return Yardage	43	29
Passes	9-19-0	13-21-1
Punts	6-45.2	6-34.7
Fumbles-Lost	2-1	4-2
Yards Penalized	5-40	4-30
Attendance—47,073	No Shows—7,245	

INDIVIDUAL STATISTICS

Rushing

- Cleveland—G. Pruitt, 18 for 79 yards; Poole, 10 for 76; Miller, 8 for 29; M. Pruitt, 7 for 14; Duncan, 1 for 2.
- Houston—Coleman, 12 for 70 yards; Hardeman, 12 for 25; Burrough, 1 for 12; Hadl, 2 for 8; B. Johnson, 1 for 5; Dawkins, 2 for 3; Willis, 1 for 2.

Passing

- Cleveland—Phipps, 7 of 17 for 35 yards; Sipe, 1 of 1 for 23; G. Pruitt, 1 of 1 for 10.
- Houston—Hadl, 12 of 20 for 106 yards (one intercepted); Pastorini, 1 of 1 for -4.

Receiving

- Cleveland—Roan, 1 for 23 yards; Warfield, 1 for 20; Duncan, 1 for 10; Rucker, 2 for 9; Miller, 2 for 9; G. Pruitt, 2 for -3.
- Houston—Burrough, 3 for 24 yards; Coleman, 3 for 24; Alston, 2 for 23; Sawyer, 1 for 11; Hardeman, 2 for 10; Thomas, 2 for 10.

CINCINNATI 31, HOUSTON 27

November 14 at Riverfront Stadium

With slightly under one minute remaining in the contest, the Houston Oilers held a tenacious three-point lead over the Cincinnati Bengals when Ken Anderson, escaping a fierce fourth-down pass rush, hit Issac Curtis with a BOMB. The bomb covered 47 yards and capped a four-touchdown comeback by the Bengals who escaped with a 31-26 victory. "He (Anderson) knew where to go," stated dejected Bum Phillips after the game, "and how to get there. We had the perfect defense called. We had Issac double teamed, but he made an excellent catch and an excellent run." John Hadl, starting in place of the injured Dan Pastorini, responded with a commanding, brilliant performance and came within seconds of directing the major NFL upset of the year. Hadl choreographed the 13-point underdog Oilers to a 13-3 halftime lead and a 20-10 edge midway through the third stanza before Cincinnati eventually caught and surpassed Houston on the scoreboard.

Score by Periods

<i>Houston</i>	3	10	7	7	-2
<i>Cincinnati</i>	0	3	14	14	-3

Scoring

- Houston—Butler, FG 39.
- Houston—B. Johnson, 34 pass from Hadl (Butler kick).
- Houston—Butler, FG 29.
- Cincinnati—Bahr, FG 50.
- Cincinnati—Trumpy, 48 pass from Anderson (Bahr kick).
- Houston—Willis, 1 run (Butler kick).
- Cincinnati—Trumpy, 3 pass from Anderson (Bahr kick).
- Cincinnati—Anderson, 1 run (Bahr kick).
- Houston—Coleman, 13 pass from Hadl (Butler kick).
- Cincinnati—Curtis, 47 pass from Anderson (Bahr kick).

Team Statistics

	<i>Cincinnati</i>	<i>Houston</i>
First Downs	31	27
Rushing Yardage	28-85	48-144
Passing Yardage	215	111
Return Yardage	132	18
Passes	14-30-0	12-25-1
Punts	7-37.1	7-31.4
Fumbles-Lost	4-3	1-1
Yards Penalized	11-83	13-77
Attendance—59,574	No Shows—6,331	

INDIVIDUAL STATISTICS

Rushing

- Houston*—Willis, 26 for 90 yards; Coleman, 21 for 49; B. Johnson, 1 for 2.
- Cincinnati*—Clark, 13 for 53 yards; Curtis, 1 for 19; Anderson, 4 for 14; Elliott, 5 for 9; Davis, 1 for 4; Griffin, 3 for -1; Brooks, 1 for -13.

Passing

- Houston*—Hadl, 12 of 25 for 125 yards (two intercepted).
- Cincinnati*—Anderson, 14 of 30 for 253 yards.

Receiving

- Houston*—B. Johnson, 3 for 51 yards; Sawyer, 3 for 27; Burroughs, 2 for 26; Coleman, 1 for 13; Willis, 3 for 8.
- Cincinnati*—Curtis, 4 for 116 yards; Trumpy, 4 for 63; Elliott, 3 for 22; Brooks, 1 for 21; Myers, 1 for 21; Clark 1 for 10.

PITTSBURGH 32, HOUSTON 16

November 21 at Three Rivers Stadium

In a cold brisk afternoon blemished by intermittent snow flurries, the two-time defending Super Bowl Champion Pittsburgh Steelers capitalized on some costly Houston errors and dealt the Oilers their sixth straight loss, 32-16. The costly blunders were two lost fumbles, two interceptions, and one blocked punt which went for two-point safety. The Steelers drove 56 yards on eight plays after the opening kickoff, Rocky Bleier scored on a 10-yard burst, but when the Oiler defense stiffened. Pittsburgh was kept in check their next six possessions; however, they did net another eight points (two Roy Gerela FG's, 37 & 35 yards, and the safety). John Hadl teamed with Ken Burrough on a 69-yard scoring aerial and Skip Butler kicked a 43-yard field goal narrowing the Steelers lead to 5-10 at the half. Reggie Harrison ran for a pair of second half TD's and Gerela added another FG forging a 32-10 lead before Hadl connected with John Sawyer on a two-yard scoring toss.

Score by Periods

Houston	0	10	0	6	-16
Pittsburgh	10	5	10	7	-32

Scoring

Pittsburgh—Bleier, 10 run (Gerela kick).
 Pittsburgh—Gerela, FG 37.
 Pittsburgh—Safety, Toews recovered blocked punt in end zone.
 Houston—Burrough, 69 pass from Hadl (Butler kick).
 Pittsburgh—Gerela, FG 35.
 Houston—Butler, FG 43.
 Pittsburgh—Harrison, 1 run (Gerela kick).
 Pittsburgh—Gerela, FG 18.
 Pittsburgh—Harrison, 1 run (Gerela kick).
 Houston—Sawyer, 2 pass from Hadl (Kick failed).

Team Statistics

	<i>Pittsburgh</i>	<i>Houston</i>
First Downs	17	12
Rushing Yardage	48-143	33-101
Passing Yardage	105	124
Return Yardage	126	174
Passes	8-13-1	9-23-2
Punts	5-32.0	7-27.7
Fumbles-Lost	3-1	3-2
Yards Penalized	10-84	10-77
Attendance—47,947	No Shows—0	

INDIVIDUAL STATISTICS

Rushing

Houston—Willis, 15 for 53 yards; Coleman, 12 for 33; Dawkins, 4 for 10; Burrough, 1 for 5; Butler, 1 for 0.
 Pittsburgh—Bleier, 19 for 66 yards; Harrison, 15 for 44; Harris, 10 for 37; Pough, 1 for 6; Swann, 1 for 2; Deloplaine, 2 for -12.

Passing

Houston—Hadl, 9 of 20 for 134 yards (two intercepted); Pastorini, 0 for 3.
 Pittsburgh—Kruczek, 8 of 13 for 132 yards (one intercepted).

Receiving

Houston—Burrough, 3 for 96 yards; B. Johnson, 3 for 26; Coleman, 2 for 10; Sawyer, 1 for 2.
 Pittsburgh—Brown, 3 for 58 yards; Bleier, 3 for 56; Swann, 1 for 14; Harris, 1 for 4.

HOUSTON 20, ATLANTA 14
November 28 at THE ASTRODOME

The Oilers combined a strong defense with an equally impressive offensive attack to defeat the Atlanta Falcons 20-14 and snap their six-game losing streak. After receiving the opening kickoff, John Hadl directed a 55-yard 15-play drive culminated by Skip Butler 22-yard field goal, the drive consumed 8:10. Atlanta took a brief 7-3 lead in the second quarter, Bubba Bean passed to John Gilliam for a 49-yard TD. Houston regained the advantage on the next series, Hadl engineered an eight play 67-yard march finishing with a 16-yard scoring strike to Ken Burrough; the key play in the drive was a Billy Johnson 40-yard reception. Atlanta edged back in front 14-10, when Scott Hunter connected with Alfred Jenkins on a 22-yard TD pass four plays after intermission. Hadl responded with a 40-yard quick-screen to Johnson who was conveyed into the end zone putting Houston ahead for good, 17-14. The final score, a 32-yard Butler FG, was the result of C.L. Whittington's interception and 33-yard return. Atlanta mounted a final surge, in the last period they scrapped and battled for 73 yards to the Houston five. It was third down, victory was a mere six yards away. However, Elvin Bethea, resorting to his acute instincts, correctly diagnosed the Falcon strategy and moved down the scrimmage line and smothered the ball carrier at the four. Robert Brazile batted down the fourth down pass in the end zone and Houston tasted victory for the first time in seven outings.

Score by Periods

<i>Atlanta</i>	0	7	7	0	-14
<i>Houston</i>	3	7	10	0	-20

Scoring

- Houston-Butler, FG 22.
- Atlanta-Gilliam, 49 pass from Bean (Mike-Mayer kick).
- Houston-Burrough, 16 pass from Hadl (Butler kick).
- Atlanta-Jenkins, 27 pass from Hunter (Mike-Mayer kick).
- Houston-B. Johnson, 40 pass from Hadl (Butler kick).
- Houston-Butler, FG 32.

Team Statistics

	<i>Atlanta</i>	<i>Houston</i>
First Downs	15	17
Rushing Yardage	36-118	39-159
Passing Yardage	165	210
Return Yardage	19	80
Passes	10-19-2	18-26-1
Punts	5-41.4	5-36.0
Fumbles-Lost	1-1	1-1
Yards Penalized	7-53	8-94
Attendance-41,039	No Shows-15,201	

INDIVIDUAL STATISTICS

Rushing

- Atlanta*-Esposito, 13 for 81 yards; Stanback, 8 for 12; Bean, 11 for 11; Collins, 3 for 8; Hunter, 1 for 6.
- Houston*-Coleman, 19 for 73 yards; Willis, 13 for 66; B. Johnson, 1 for 10; Dawkins, 2 for 8; Burrough, 1 for 5; Hadl, 1 for 0; Taylor, 2 for -3.

Passing

- Atlanta*-Hunter, 6 of 12 for 87 yards (one intercepted); Bean, 1 of 1 for 49; McQuilken, 3 of 5 for 45; Jenkins, 0 for 1 (one intercepted).
- Houston*-Hadl, 18 of 26 for 222 yards (one intercepted).

Receiving

- Atlanta*-Jenkins, 5 for 102 yards; Gilliam, 2 for 63; Esposito, 2 for 15; Pritchett, 1 for 1.
- Houston*-B. Johnson, 5 for 104 yards; Burrough, 4 for 46; Willis, 3 for 36; Alston, 3 for 19; Thomas, 1 for 12; Coleman, 2 for 5.

CLEVELAND 13, HOUSTON 10

December 5 at Cleveland Stadium

Inable to convert any of Cleveland's six turnovers into points the Oilers bowed to the Browns 13-10 on an icy carpet at Cleveland stadium. Despite turning the ball over on three of their first four possessions the Browns were up 7-0 at intermission. Don Cockroft kicked a field goal in each of the final periods while Skip Butler's third quarter three-pointer and a Dan Pastorini to Ken Burrough's 4-yard scoring pass in the last stanza accounted for the Houston points.

Score by Periods

<i>Houston</i>	0	0	3	7	-10
<i>Cleveland</i>	0	7	3	3	-13

Scoring

Cleveland—Warfield, 37 pass from Sipe (Cockroft kick).
Cleveland—Cockroft, FG 39.
Houston—Butler, FG 31.
Cleveland—Cockroft, FG 46.
Houston—Burrough, 54 pass from Pastorini (Butler kick).

Team Statistics

	<i>Cleveland</i>	<i>Houston</i>
First Downs	14	9
Rushing Yardage	45-176	23-58
Passing Yardage	89	117
Return Yardage	231	174
Passes	9-22-2	17-29-3
Punts	5-29.2	9-29.2
Fumbles-Lost	5-3	3-1
Yards Penalized	9-83	5-53
Attendance—60,226	No Shows—4,201	

INDIVIDUAL STATISTICS

Rushing

Houston—Coleman, 8 for 25 yards; Dawkins, 6 for 15; Pastorini, 1 for 11; Hadl, 1 for 6; Willis, 7 for 1.
Cleveland—Miller, 17 for 99 yards; G. Pruitt, 24 for 74; Warfield, 1 for 3; Sipe, 3 for 0.

Passing

Houston—Pastorini, 13 of 19 for 127 yards (one intercepted); Hadl, 4 of 10 for 25 (two intercepted).
Cleveland—Sipe, 9 of 22 for 114 yards (two intercepted).

Receiving

Houston—Burrough, 3 for 69 yards; B. Johnson, 4 for 51; Sawyer, 3 for 14; Willis, 3 for 11; Taylor, 1 for 7; Dawkins, 1 for 3; Thomas, 1 for 1; Coleman, 1 for -4.
Cleveland—Warfield, 2 for 50 yards; Rucker, 2 for 29; Logan, 1 for 16; Miller, 3 for 14; G. Pruitt, 1 for 5.

QUARTERBACK JOHN HADL ON HOW LONG HE THINKS HE CAN PLAY:

“I don’t know why I couldn’t play another five years. I’ve never been hurt and there is no one smarter at the game. Hell, nobody asks Fran Tarkenton that question and he’s a year older than I am.”

PITTSBURGH 21, HOUSTON 0

December 11 at THE ASTRODOME

The Oilers were shut-out 21-0 by the playoff bound Pittsburgh Steelers in the final game of the season. Houston gained more yards, 126-121, and registered two more first downs than the Steelers in the first half but Pittsburgh held a 7-0 edge, thanks to a Mel Blount interception that put the Steelers on the Houston 13. Two plays later Terry Bradshaw hit Lynn Swann with a 21-yard TD pass. The second half was all Pittsburgh. Here's how Oiler coach Bum Phillips summed it up. "Ever been to a circus when the Bears got loose? The people scatter. That was us out there in the second half." The Steelers rushed for 195 yards in the second half, two were 11- and 1-yard touchdown runs by Franco Harris and Bradshaw. Pittsburgh's Steel Curtain Defense closed around the Oilers offense limiting it to two first downs, 15 yards rushing and 10 passing.

Score by Periods

<i>Pittsburgh</i>	0	7	7	7	-21
<i>Houston</i>	0	0	0	0	-0

Scoring

Pittsburgh—Swann, 21 pass from Bradshaw (Gerela kick).
Pittsburgh—Harris, 11 run (Gerela kick).
Pittsburgh—Bradshaw, 1 run (Gerela kick).

Team Statistics

	<i>Pittsburgh</i>	<i>Houston</i>
First Downs	20	9
Rushing Yardage	53-258	26-93
Passing Yardage	76	64
Return Yardage	90	15
Passes	8-19-0	13-29-1
Punts	7-38.6	11-34.4
Fumbles-Lost	0-0	2-1
Yards Penalized	10-80	6-56
Attendance—52,437	No Shows—7,694	

INDIVIDUAL STATISTICS

Rushing

Pittsburgh—Bleier, 22 for 107 yards; Harris, 23 for 104; Bradshaw, 4 for 35; Fuqua, 2 for 9; Harrison, 2 for 3.
Houston—Willis, 11 for 49 yards; Coleman, 14 for 49; B. Johnson, 1 for -5.

Passing

Pittsburgh—Bradshaw, 8 of 19 for 76 yards (one intercepted).
Houston—Pastorini, 13 of 19 for 95 yards (one intercepted).

Receiving

Pittsburgh—Swann, 2 for 34 yards, Bleier, 2 for 28; Harris, 2 for 12; Brown, 1 for 4; Stallworth, 1 for -2.
Houston—Burrough, 3 for 44 yards; B. Johnson, 3 for 19; Sawyer, 2 for 13; Alston, 1 for 9; Taylor, 1 for 8; Willis, 1 for 7; Coleman, 2 for -5.

UPCOMING SUPER BOWL SITES

1978 — New Orleans, Louisiana

1979 — Miami, Florida

1980 — Pasadena, California

**HOUSTON OILERS
ALL-TIME SERIES SCORES**

HOUSTON vs. ATLANTA		(W-1 / L-1 / T-0)	
1972-	Hou 10	at Atl	20 (L)
1976-	at Hou 20	Atl	14 (W)
HOUSTON vs. BALTIMORE		(W-1 / L-2 / T-0)	
1970-	at Hou 20	Balt	24 (L)
1973-	Hou 31	at Balt	27 (W)
1976-	Hou 14	at Balt	38 (L)
HOUSTON vs. BUFFALO		(W-16 / L-7 / T-0)	
1960-	Hou 24	at Buff	25 (L)
	at Hou 31	Buff	23 (W)
1961-	Hou 28	at Buff	16 (W)
	at Hou 12	Buff	22 (L)
1962-	Hou 28	at Buff	23 (W)
	at Hou 17	Buff	14 (W)
1963-	Hou 31	at Buff	20 (W)
	at Hou 28	Buff	14 (W)
1964-	Hou 10	at Buff	24 (L)
	at Hou 17	Buff	48 (L)
1965-	Hou 19	at Buff	17 (W)
	at Hou 18	Buff	29 (L)
1966-	Hou 21	at Buff	27 (L)
	at Hou 20	Buff	42 (L)
1967-	Hou 20	at Buff	3 (W)
	at Hou 10	Buff	3 (W)
1968-	Hou 30	at Buff	6 (W)
	at Hou 35	Buff	7 (W)
1969-	Hou 17	at Buff	3 (W)
	at Hou 28	Buff	14 (W)
1971-	Hou 20	at Buff	14 (W)
1974-	Hou 21	at Buff	9 (W)
1976-	Hou 13	at Buff	3 (W)
HOUSTON vs. CHICAGO		(W-0 / L-1 / T-0)	
1973-	Hou 14	at Chi	35 (L)
HOUSTON vs. CINCINNATI		(W-5 / L-10 / T-1)	
1968-	Hou 27	at Cincy	17 (W)
1969-	at Hou 31	Cincy	31 (T)
1970-	Hou 20	at Cincy	13 (W)
	at Hou 20	Cincy	30 (L)
1971-	Hou 13	at Cincy	28 (L)
	at Hou 10	Cincy	6 (W)
1972-	Hou 7	at Cincy	30 (L)
	at Hou 17	Cincy	61 (L)
1973-	Hou 10	at Cincy	24 (L)
	at Hou 24	Cincy	27 (L)
1974-	Hou 34	at Cincy	21 (W)
	at Hou 20	Cincy	3 (W)
1975-	Hou 19	at Cincy	23 (L)
	at Hou 19	Cincy	21 (L)
1976-	at Hou 7	Cincy	27 (L)
	Hou 27	at Cincy	31 (L)
HOUSTON vs. CLEVELAND		(W-3 / L-9 / T-0)	
1970-	Hou 14	at Clev	28 (L)
	at Hou 10	Clev	21 (L)
1971-	Hou 0	at Clev	31 (L)
	at Hou 24	Clev	37 (L)
1972-	Hou 0	at Clev	20 (L)
	at Hou 17	Clev	23 (L)
1973-	Hou 13	at Clev	42 (L)
	at Hou 13	Clev	23 (L)
1974-	Hou 7	at Clev	20 (L)
	at Hou 28	Clev	24 (W)

1975-	Hou	40	at	Clev	10	(W)
	at	Hou	21		Clev	10
1976-	at	Hou	7		Clev	21
		Hou	10	at	Clev	13

HOUSTON vs. DALLAS COWBOYS (W-0 / L-2 / T-0)

1970-	Hou	10	at	Dal	52	(L)
1974-	at	Hou	0		Dal	10

HOUSTON vs. DENVER (W-16 / L-7 / T-1)

1960-	Hou	45	at	Den	25	(W)
	at	Hou	20		Den	10
1961-	Hou	55	at	Den	13	(W)
	at	Hou	45		Den	14
1962-	Hou	10	at	Den	20	(L)
	at	Hou	34		Den	17
1963-	Hou	33	at	Den	24	(W)
	at	Hou	20		Den	14
1964-	Hou	38	at	Den	17	(W)
	at	Hou	34		Den	15
1965-	Hou	17	at	Den	28	(L)
	at	Hou	21		Den	31
1966-	Hou	38	at	Den	40	(L)
	at	Hou	45		Den	7
1967-	Hou	20	at	Den	18	(W)
	at	Hou	10		Den	6
1968-	at	Hou	38		Den	17
1969-	Hou	20	at	Den	20	(T)
	at	Hou	24		Den	21
1970-	at	Hou	31		Den	21
1972-	Hou	17	at	Den	30	(L)
1973-	at	Hou	20		Den	48
1974-	Hou	14	at	Den	38	(L)
1976	at	Hou	17		Den	3

HOUSTON vs. DETROIT (W-1 / L-1 / T-0)

1971-	at	Hou	7		Det	31
1975-	at	Hou	24		Det	8

HOUSTON vs. GREEN BAY (W-0 / L-1 / T-0)

1972-	at	Hou	10		G.B.	23
-------	----	-----	----	--	------	----

HOUSTON vs. KANSAS CITY (W-7 / L-17 / T-0)

1960-	Hou	0	at	Dal	24	(L)
	at	Hou	20		Dal	10
1961-	Hou	21	at	Dal	26	(L)
	at	Hou	38		Dal	7
1962-	Hou	14	at	Dal	6	(W)
	at	Hou	7		Dal	31
	*at	Hou	17		Dal	20
1963-	Hou	7	at	K.C.	28	(L)
	at	Hou	28		K.C.	7
1964-	Hou	7	at	K.C.	28	(L)
	at	Hou	19		K.C.	28
1965-	Hou	21	at	K.C.	52	(L)
	at	Hou	38		K.C.	36
1966-	Hou	23	at	K.C.	48	(L)
1967-	Hou	24	at	K.C.	19	(W)
	at	Hou	20		K.C.	25
1968-	Hou	10	at	K.C.	24	(L)
	at	Hou	21		K.C.	26
1969-	Hou	0	at	K.C.	24	(L)
1970-	Hou	9	at	K.C.	24	(L)
1971-	at	Hou	16		K.C.	20
1973-	Hou	14	at	K.C.	39	(L)

1974-	at Hou	7	K.C.	17	(L)
1975-	Hou	17	at K.C.	13	(W)

AFL Championship game

HOUSTON vs. LOS ANGELES (W-0 / L-1 / T-0)

1973-	at Hou	26	L.A.	31	(L)
-------	--------	----	------	----	-----

HOUSTON vs MIAMI (W-6 / L-5 / T-0)

1966-	Hou	28	at Mia	29	(L)
	at Hou	13	Mia	20	(L)
1967-	Hou	41	at Mia	10	(W)
	at Hou	17	Mia	14	(W)
1968-	Hou	24	at Mia	10	(W)
	at Hou	7	Mia	24	(L)
1969-	Hou	32	at Mia	7	(W)
	at Hou	22	Mia	10	(W)
1970-	at Hou	10	Mia	20	(L)
1972-	Hou	13	at Mia	34	(L)
1975-	at Hou	20	Mia	19	(W)

HOUSTON vs. NEW ENGLAND (W-10 / L-12 / T-1)

1960-	Hou	24	at Bost	10	(W)
	at Hou	37	Bost	21	(W)
1961-	Hou	31	at Bost	31	(T)
	at Hou	27	Bost	15	(W)
1962-	Hou	21	at Bost	34	(L)
	at Hou	21	Bost	17	(W)
1963-	Hou	3	at Bost	45	(L)
	at Hou	28	Bost	46	(L)
1964-	Hou	24	at Bost	25	(L)
	at Hou	17	Bost	34	(L)
1965-	Hou	14	at Bost	42	(L)
	at Hou	31	Bost	10	(W)
1966-	Hou	21	at Bost	27	(L)
	at Hou	14	Bost	38	(L)
1967-	Hou	7	at Bost	18	(L)
	at Hou	27	Bost	6	(W)
1968-	Hou	16	at Bost	0	(W)
	at Hou	45	Bost	17	(W)
1969-	Hou	0	at Bost	24	(L)
	at Hou	27	Bost	23	(W)
1971-	Hou	20	at New Eng	28	(L)
1973-	at Hou	0	New Eng	32	(L)
1975-	Hou	7	at New Eng	0	(W)

HOUSTON vs. NEW ORLEANS (W-1 / L-0 / T-1)

1971-	at Hou	13	N.O.	13	(T)
1976-	Hou	36	at N.O.	26	(W)

HOUSTON vs. NEW YORK GIANTS (W-0 / L-1 / T-0)

1973-	Hou	14	at N.Y.	34	(L)
-------	-----	----	---------	----	-----

HOUSTON vs. NEW YORK JETS (W-12 / L-8 / T-1)

1960-	Hou	42	at N.Y.	28	(W)
	at Hou	27	N.Y.	21	(W)
1961-	Hou	48	at N.Y.	21	(W)
	at Hou	49	N.Y.	13	(W)
1962-	Hou	44	at N.Y.	10	(W)
	at Hou	56	N.Y.	17	(W)
1963-	Hou	17	at N.Y.	24	(L)
	at Hou	31	N.Y.	27	(W)
1964-	Hou	21	at N.Y.	24	(L)
	at Hou	33	N.Y.	17	(W)
1965-	Hou	14	at N.Y.	41	(L)
	at Hou	27	N.Y.	21	(W)
1966-	Hou	13	at N.Y.	52	(L)
	at Hou	24	N.Y.	0	(W)

1967-	Hou	28	at N.Y.	28	(T)
1968-	Hou	7	at N.Y.	26	(L)
	at Hou	14	N.Y.	20	(L)
1969-	Hou	17	at N.Y.	26	(L)
	at Hou	26	N.Y.	34	(L)
1972-	at Hou	26	N.Y.	20	(W)
1974-	Hou	27	at N.Y.	22	(W)

HOUSTON vs. OAKLAND

(W-8 / L-16 / T-0)

1960-	Hou	38	at Oak	22	(W)
	at Hou	13	Oak	14	(L)
1961	Hou	47	at Oak	16	(W)
	at Hou	55	Oak	0	(W)
1962-	Hou	28	at Oak	20	(W)
	at Hou	32	Oak	17	(W)
1963-	Hou	49	at Oak	52	(L)
	at Hou	13	Oak	24	(L)
1964-	Hou	10	at Oak	20	(L)
	at Hou	42	Oak	28	(W)
1965-	Hou	17	at Oak	21	(L)
	at Hou	21	Oak	33	(L)
1966-	Hou	23	at Oak	38	(L)
	at Hou	31	Oak	0	(W)
1967-	*Hou	7	at Oak	40	(L)
	at Hou	7	Oak	19	(L)
1968-	at Hou	15	Oak	24	(L)
1969-	Hou	17	at Oak	21	(L)
	**Hou	7	at Oak	56	(L)
1971-	Hou	21	at Oak	41	(L)
1972-	at Hou	0	Oak	34	(L)
1973-	at Hou	6	Oak	17	(L)
1975-	Hou	27	at Oak	26	(W)
1976-	at Hou	13	Oak	14	(L)

* '67 championship game

** playoff game

HOUSTON vs. PHILADELPHIA

(W-0 / L-1 / T-0)

1972-	at Hou	17	Phila	18	(L)
-------	--------	----	-------	----	-----

HOUSTON vs. PITTSBURGH

(W-3 / L-11 / T-0)

1970-	Hou	19	at Pitt	7	(W)
	at Hou	3	Pitt	7	(L)
1971-	Hou	16	at Pitt	23	(L)
	at Hou	29	Pitt	3	(W)
1972-	Hou	7	at Pitt	24	(L)
	at Hou	3	Pitt	9	(L)
1973-	Hou	7	at Pitt	33	(L)
	at Hou	7	Pitt	36	(L)
1974-	Hou	13	at Pitt	10	(W)
	at Hou	7	Pitt	13	(L)
1975-	Hou	17	at Pitt	24	(L)
	at Hou	9	Pitt	32	(L)
1976-	Hou	16	at Pitt	32	(L)
	at Hou	0	Pitt	21	(L)

HOUSTON vs. SAN DIEGO

(W-10 / L-14 / T-1)

1960-	Hou	21	at L.A.	24	(L)
	at Hou	38	L.A.	28	(W)
	*at Hou	24	L.A.	16	(W)
1961-	Hou	24	at S.D.	34	(L)
	at Hou	33	S.D.	13	(W)
	*Hou	10	at S.D.	3	(W)
1962-	Hou	42	at S.D.	17	(W)
	at Hou	33	S.D.	27	(W)
1963-	Hou	0	at S.D.	27	(L)
	at Hou	14	S.D.	20	(L)

1964—	Hou	21	at	S.D.	27	(L)
	at	Hou	17		S.D.	20 (L)
1965—	Hou	14	at	S.D.	31	(L)
	at	Hou	26		S.D.	37 (L)
1966—	at	Hou	22		S.D.	28 (L)
1967—	Hou	3	at	S.D.	13	(L)
	at	Hou	24		S.D.	17 (W)
1968—	Hou	14	at	S.D.	30	(L)
1969—	at	Hou	17		S.D.	21 (L)
1970—	Hou	31	at	S.D.	31	(T)
1971—	at	Hou	49		S.D.	33 (W)
1972—	Hou	20	at	S.D.	34	(L)
1974—	at	Hou	21		S.D.	14 (W)
1975—	at	Hou	33		S.D.	17 (W)
1976—	Hou	27	at	S.D.	30	(L)

* championship games

HOUSTON vs. SAN FRANCISCO (W-1 / L-1 / T-0)

1970—	at	Hou	20		S.F.	30 (L)
1975—	Hou	27	at	S.F.	13	(W)

HOUSTON vs. ST. LOUIS (W-0 / L-2 / T-0)

1970—	Hou	0	at	S.L.	44	(L)
1974—	at	Hou	27		S.L.	31 (L)

HOUSTON vs. TAMPA BAY (W-1 / L-0 / T-0)

1976—	at	Hou	20		T.B.	0 (W)
-------	----	-----	----	--	------	-------

HOUSTON vs. WASHINGTON (W-1 / L-1 / T-0)

1971—	Hou	13	at	Wash	22	(L)
1975—	at	Hou	13		Wash	10 (W)





The Houston Oilers went Hollywood in the off season playing roles in the soon to be released movie version of Dan Jenkins' book *Semi Tough*. Standing from left to right are Ted Thompson, C.L. Whittington, Al Johnson, Steve Kiner, and Don Hardeman. The guys in front? Oh yeah, that's Burt Reynolds on the left and Kris Kristofferson.



Oiler Zeke Moore was singled out by the National Alliance of Businessmen for his work in the off season with area youth. Col. Fred Karsten, Regional Director of the NAB, left, and Orin Cloud, Metropolitan Director, right, made the presentation.

HOUSTON OILERS' PRE-SEASON SCORES (42-48-1)

	1960	Opp		1969	Opp
0 Dallas Texans		27	24 Buffalo		7
3 Los Angeles Chargers		22	29 Baltimore		33
2 Denver		3	19 Chicago		17
0 New York Titans		14	11 Dallas Cowboys		14
3 Dallas Texans		24	30 New Orleans		14
Won 2, Lost 3			Won 3, Lost 2		
1961			1970		
4 San Diego Chargers		27	13 Chicago		23
5 Oakland		17	10 New Orleans		19
8 San Diego		42	7 Minnesota		14
0 New York Titans		20	37 Dallas Cowboys		21
2 Denver		10	3 Los Angeles Rams		20
Won 3, Lost 2			27 Philadelphia		7
			Won 2, Lost 4		
1962			1971		
3 New York Titans		27	6 Los Angeles Rams		17
3 Denver		17	35 New York Giants		6
0 Boston		10	14 St. Louis		16
4 Buffalo		21	21 Philadelphia		17
4 Dallas Texans		31	20 Dallas Cowboys		28
Won 4, Lost 1			37 Chicago		17
			24 New Orleans		17
			Won 4, Lost 3		
1963			1972		
0 Denver		27	24 Dallas Cowboys		25
7 New York Titans		0	17 Chicago		20
1 Boston		20	20 Green Bay		3
3 San Diego		21	33 St. Louis		24
3 Kansas City Chiefs		17	14 Minnesota		26
Won 3, Lost 2			14 New Orleans		14
			Won 2, Lost 3, Tied 1		
1964			1973		
8 Boston		7	13 New York Jets		16
8 San Diego		44	7 Chicago		34
0 Denver		32	14 Green Bay		33
0 Oakland		34	27 Dallas Cowboys		24
7 Kansas City		27	20 Baltimore		9
Won 1, Lost 4			10 New Orleans		16
			Won 2, Lost 4		
1965			1974		
1 New York Titans		16	16 New York Giants		7
9 Buffalo		7	48 Washington		3
7 Boston		6	13 Dallas Cowboys		19
5 Denver		3	6 Atlanta		10
3 San Diego		10	37 Chicago		20
Won 5, Lost 0			16 New Orleans		24
			Won 3, Lost 3		
1966			1975		
26 Oakland		17	13 New Orleans		7
0 New York Jets		16	24 Washington		13
6 Buffalo		28	21 Denver		27
20 Kansas City		31	14 Dallas Cowboys		17
Won 1, Lost 3			21 Baltimore		26
			24 Chicago		13
			Won 3, Lost 3		
1967			1976		
9 Kansas City		34	3 Kansas City . . . (OT)		9
7 Oakland		24	10 New Orleans		13
7 New York Jets		13	14 New York Giants		30
7 Dallas Cowboys		30	24 New York Jets		27
Won 0, Lost 4			6 Miami		10
			20 Dallas (OT)		26
			Won 0, Lost 6		
1968			1977		
9 Washington		3			
28 New York Jets		14			
24 New Orleans		23			
37 Buffalo		7			
19 Dallas Cowboys		33			
Won 4, Lost 1					

HOUSTON OILERS ALL-TIME REGULAR SEASON SCORES

1960
WON 10 LOST 4 TIED 0
COACH: LOU RYMKUS

Date	Houston		Final Score		Opponent	Attendance
	Points	Opponent	Points	Opponent		
9-11	37		at	Oakland	22	12,703
9-18	38			Los Angeles	28	20,156
9-25	14			Oakland	13	16,421
10-9	27			New York	21	16,156
10-16	20			Dallas	10	19,026
10-23	42		at	New York	28	21,000
10-30	24		at	Buffalo	25	23,000
11-6	45		at	Denver	25	14,489
11-13	21		at	Los Angeles	24	14,489
11-20	20			Denver	10	20,778
11-25	24		at	Boston	10	27,123
12-4	0		at	Dallas	24	20,000
12-11	31			Buffalo	23	25,247
12-18	37			Boston	21	22,352

POINTS SCORED: Houston 379 Opponents 285
ATTENDANCE: Home 140,136 Away 140,120

1961
WON 10 LOST 3 TIED 1
COACH: LOU RYMKUS (First Five Games) Wally Lemm

Date	Houston		Final Score		Opponent	Attendance
	Points	Opponent	Points	Opponent		
9-9	55			Oakland	0	16,231
9-24	24		at	San Diego	34	29,210
10-1	21		at	Dallas	26	28,000
10-8	12			Buffalo	22	22,761
10-13	31		at	Boston	31	15,070
10-22	38			Dallas	7	21,237
10-29	28		at	Buffalo	16	23,228
11-5	55		at	Denver	13	11,564
11-12	27			Boston	15	35,649
11-19	49			New York	13	33,428
11-26	45			Denver	14	27,864
12-3	33			San Diego	13	37,854
12-10	48		at	New York	21	9,462
12-10	47		at	Oakland	16	4,821

POINTS SCORED: Houston 513 Opponents 242
ATTENDANCE: Home 197,016 Away 119,364

1962
WON 11 LOST 3 TIED 0
COACH: Frank "Pop" Ivy

Date	Houston		Final Score		Opponent	Attendance
	Points	Opponent	Points	Opponent		
9-9	28		at	Buffalo	23	31,236
9-16	21		at	Boston	34	32,276
9-23	42		at	San Diego	17	28,061
10-7	17			Buffalo	14	26,350
10-14	56			New York	17	20,650
10-21	10		at	Denver	20	34,496
10-28	7			Dallas	31	31,750
11-4	14		at	Dallas	6	29,017
11-11	28		at	Oakland	20	11,000
11-18	21			Boston	17	35,250
11-25	33			San Diego	27	28,235
12-2	34			Denver	17	30,650
12-9	32			Oakland	17	27,400
12-15	44		at	New York	10	8,167

POINTS SCORED: Houston 387 Opponents 270
ATTENDANCE: Home 200,285 Away 166,140

1963
WON 6 LOST 8 TIED 0
COACH: Frank "Pop" Ivy

Date	Houston		Final Score		Opponent	Attendance
	Points	Opponent	Points	Opponent		
9-7	13			Oakland	24	24,749
9-14	20			Denver	14	23,147
9-22	17		at	New York	24	9,336
9-28	31		at	Buffalo	20	32,340
10-6	7		at	Kansas City	28	27,801
10-13	33		at	Denver	24	24,087
10-20	28			Buffalo	14	23,948
10-27	28			Kansas City	7	26,331
11-1	3		at	Boston	45	31,185
11-10	31			New York	27	23,615
11-24	0		at	San Diego	27	31,713
12-1	28			Boston	46	23,042
12-8	14			San Diego	20	18,540
12-15	49		at	Oakland	52	17,401

POINTS SCORED: Houston 302 Opponents 372
ATTENDANCE: Home 163,376 Away 173,863

1964
WON 4 **LOST 10** **TIED 0**
COACH: Sammy Baugh

Date	Final Score		Opponent	Attendance
	Houston			
9-12	21	at	San Diego 27	22,632
9-19	42		Oakland 28	26,482
9-27	38	at	Denver 17	22,651
10-4	7	at	Kansas City 28	22,729
10-11	17		Buffalo 48	26,218
10-17	21	at	New York 24	32,840
10-25	17		San Diego 20	21,671
11-1	10	at	Buffalo 24	40,119
11-6	24	at	Boston 25	28,161
11-15	10	at	Oakland 20	16,375
11-22	19		Kansas City 28	17,782
11-29	17		Boston 34	17,560
12-13	33		New York 17	16,225
12-20	34		Denver 15	15,839
POINTS SCORED: Houston 310				Opponents 355
ATTENDANCE: Home 141,777				Away 185,507

1965
WON 4 **LOST 10** **TIED 0**
COACH: Hugh "Bones" Taylor

Date	Final Score		Opponent	Attendance
	Houston			
9-14	27		New York 21	52,680
9-19	31		Boston 10	32,445
9-26	17	at	Oakland 21	18,166
10-3	14	at	San Diego 31	28,190
10-17	17	at	Denver 28	32,492
10-24	38		Kansas City 36	34,670
10-31	19	at	Buffalo 17	44,267
11-7	21		Oakland 33	35,729
11-14	21		Denver 31	28,126
11-21	14	at	New York 41	55,312
11-28	21	at	Kansas City 52	16,457
12-5	18		Buffalo 29	23,087
12-12	26		San Diego 37	24,120
12-18	14	at	Boston 42	14,508
POINTS SCORED: Houston 298				Opponents 429
ATTENDANCE: Home 230,857				Away 209,392

1966
WON 3 **LOST 11** **TIED 0**
COACH: Wally Lemm

Date	Final Score		Opponent	Attendance
	Houston			
9-3	45		Denver 7	30,156
9-10	31		Oakland 0	31,763
9-18	13	at	New York 52	54,681
9-25	20	at	Buffalo 27	42,526
10-2	38	at	Denver 40	27,203
10-16	24		New York 0	30,823
10-23	13		Miami 20	23,173
10-30	23	at	Kansas City 48	31,676
11-6	23	at	Oakland 38	34,102
11-13	21	at	Boston 27	23,426
11-20	20		Buffalo 42	27,312
12-4	22		San Diego 28	17,569
12-11	14		Boston 38	17,100
12-18	28	at	Miami 29	20,045
POINTS SCORED: Houston 335				Opponents 396
ATTENDANCE: Home 177,896				Away 233,659

1967
WON 9 **LOST 4** **TIED 1**
COACH: Wally Lemm

Date	Final Score		Opponent	Attendance
	Houston			
9-9	20		Kansas City 25	28,003
9-17	20	at	Buffalo 3	41,384
9-24	3	at	San Diego 13	36,032
10-1	10		Denver 6	21,798
10-15	28	at	New York 28	62,729
10-22	24	at	Kansas City 19	46,365
10-29	10		Buffalo 3	30,060
11-5	7	at	Boston 18	19,422
11-12	20	at	Denver 18	30,392
11-26	27		Boston 6	28,044
12-3	17		Miami 14	20,979
12-10	7		Oakland 19	36,375
12-16	24		San Diego 17	19,870
12-23	41	at	Miami 10	25,982
POINTS SCORED: Houston 258				Opponents 199
ATTENDANCE: Home 185,129				Away 262,306

1968
 WON 7 LOST 7 TIED 0
 COACH: Wally Lemm

Date	Final Score		Opponent	Attendance	
	Houston				
9-9	21		Kansas City	26	45,083
9-14	24	at	Miami	10	40,067
9-21	14	at	San Diego	30	46,217
9-29	15		Oakland	24	46,098
10-6	7		Miami	24	36,109
10-13	16	at	Boston	0	32,502
10-20	14		New York	20	51,710
10-27	30	at	Buffalo	7	34,339
11-3	27	at	Cincinnati	17	24,012
11-10	7	at	New York	26	60,242
11-17	38		Denver	17	36,075
11-28	10	at	Kansas City	24	48,493
12-7	35		Buffalo	6	34,110
12-15	45		Boston	17	34,198
POINTS SCORED: Houston 303				Opponents 248	
ATTENDANCE: Home 283,383				Away 285,872	

1969
 WON 6 LOST 6 TIED 2
 COACH: Wally Lemm

Date	Final Score		Opponent	Attendance	
	Houston				
9-14	17	at	Oakland	21	49,361
9-21	17	at	Buffalo	3	40,146
9-28	22		Miami	10	41,086
10-5	28		Buffalo	14	46,485
10-12	0	at	Kansas City	24	45,805
10-19	17	at	New York	26	63,841
10-26	24		Denver	21	45,348
11-2	0	at	Boston	24	19,006
11-9	31		Cincinnati	31	45,298
11-16	20	at	Denver	20	45,002
11-23	32	at	Miami	7	27,281
11-27	17		San Diego	21	40,065
12-6	26		New York	34	51,923
12-14	27		Boston	23	39,215
POINTS SCORED: Houston 278				Opponents 279	
ATTENDANCE: Home 309,420				Away 290,442	

1970
 WON 3 LOST 10 TIED 1
 COACH: Wally Lemm

Date	Final Score		Opponent	Attendance	
	Houston				
9-20	19	at	Pittsburgh	7	45,538
9-27	10		Miami	20	39,840
10-4	20	at	Cincinnati	13	55,094
10-11	20		Baltimore	24	48,050
10-18	3		Pittsburgh	7	42,799
10-25	31	at	San Diego	31	41,427
11-1	0	at	St. Louis	44	47,911
11-8	9	at	Kansas City	24	49,810
11-15	20		San Francisco	30	43,040
11-22	14	at	Cleveland	28	74,723
11-29	31		Denver	21	35,733
12-7	10		Cleveland	21	50,528
12-13	20		Cincinnati	30	34,435
12-20	10	at	Dallas	52	50,504
POINTS SCORED: Houston 217				Opponents 352	
ATTENDANCE: Home 294,497				Away 365,007	

1971
 WON 4 LOST 9 TIED 1
 COACH: Ed Hughes

Date	Final Score		Opponent	Attendance	
	Houston				
9-19	0	at	Cleveland	31	73,387
9-26	16		Kansas City	20	46,498
10-3	13		New Orleans	13	47,966
10-10	13	at	Washington	22	54,041
10-17	7		Detroit	31	45,885
10-24	16	at	Pittsburgh	23	45,872
10-31	10		Cincinnati	6	37,947
11-7	20	at	New England	28	53,155
11-14	21	at	Oakland	41	54,705
11-21	13	at	Cincinnati	28	59,390
11-28	24		Cleveland	37	37,921
12-5	29		Pittsburgh	3	37,778
12-12	20	at	Buffalo	14	28,107
12-19	49		San Diego	33	35,959
POINTS SCORED: Houston 251				Opponents 330	
ATTENDANCE: Home 289,954				Away 368,657	

1972
WON 1 **LOST 13** **TIED 0**
COACH: Bill Peterson

Date	Final Score			Opponent	Attendance	
	Houston					
9-17	17	at		Denver	30	51,656
9-24	13	at		Miami	34	77,821
10-1	26			New York	20	51,423
10-9	0			Oakland	34	51,378
10-15	7	at		Pittsburgh	24	42,929
10-22	17			Cleveland	23	38,113
10-29	7	at		Cincinnati	30	59,409
11-5	0	at		Cleveland	20	61,985
11-12	17			Philadelphia	18	34,175
11-19	10			Green Bay	23	41,752
11-26	20	at		San Diego	34	46,289
12-3	10	at		Atlanta	20	58,850
12-10	3			Pittsburgh	9	36,528
12-17	17			Cincinnati	61	32,482

POINTS SCORED: Houston 164 Opponents 380
ATTENDANCE: Home 285,851 Away 398,939

1973
WON 1 **LOST 13** **TIED 0**
COACH: Bill Peterson (First Five Games) **Sid Gillman**

Date	Final Score			Opponent	Attendance	
	Houston					
9-16	14	at		N.Y. Giants	34	57,979
9-23	10	at		Cincinnati	24	51,823
9-30	7			Pittsburgh	36	39,331
10-7	26			Los Angeles	31	34,874
10-14	20			Denver	48	32,801
10-21	13	at		Cleveland	42	61,146
10-28	14	at		Chicago	35	43,755
11-4	31	at		Baltimore	27	52,707
11-11	13			Cleveland	23	37,280
11-18	14	at		Kansas City	39	68,444
11-25	0			New England	32	27,344
12-2	6			Oakland	17	25,801
12-9	7	at		Pittsburgh	33	38,004
12-16	24			Cincinnati	27	21,955

POINTS SCORED: Houston 199 Opponents 447
ATTENDANCE: Home 270,094 Away 373,858

1974
WON 7 **LOST 7** **TIED 0**
COACH: Sid Gillman

Date	Final Score			Opponent	Attendance	
	Houston					
9-15	21			San Diego	14	25,317
9-22	7	at		Cleveland	20	58,988
9-29	7			Kansas City	17	28,538
10-6	7			Pittsburgh	13	30,049
10-13	10	at		Minnesota	51	48,006
10-20	27			St. Louis	31	26,371
10-27	34	at		Cincinnati	21	55,434
11-3	27	at		N.Y. Jets	22	47,218
11-10	21	at		Buffalo	9	79,223
11-17	20			Cincinnati	3	44,054
11-24	0			Dallas	10	49,775
12-1	13	at		Pittsburgh	10	41,195
12-8	14	at		Denver	38	47,142
12-15	28			Cleveland	24	33,299

POINTS SCORED: Houston 236 Opponents 282
ATTENDANCE: Home 264,215 Away 363,363

1975
WON 10 **LOST 4** **TIED 0**
COACH: O.A. "Bum" Phillips

Date	Final Score			Opponent	Attendance	
	Houston					
9-21	7	at		New England	0	54,212
9-28	33			San Diego	17	37,602
10-5	19			Cincinnati	21	45,321
10-12	40	at		Cleveland	10	49,984
10-19	13			Washington	10	51,911
10-26	24			Detroit	8	50,084
11-2	17	at		Kansas City	13	65,449
11-9	17	at		Pittsburgh	24	49,460
11-16	20			Miami	19	51,755
11-24	9			Pittsburgh	32	51,851
11-30	19	at		Cincinnati	23	59,574
12-7	27	at		San Francisco	13	49,618
12-14	27	at		Oakland	26	54,020
12-21	21			Cleveland	10	47,934

POINTS SCORED: Houston 293 Opponents 226
ATTENDANCE: Home 336,458 Away 382,317

1976
 WON 5 LOST 9 TIED 0
 COACH: O.A. "Bum" Phillips

Date	Final Score		Opponent	Attendance
	Houston			
9-12	20		Tampa Bay 0	43,911
9-19	13	at	Buffalo 3	63,667
9-26	13		Oakland 14	45,426
10-3	31	at	New Orleans 26	56,561
10-10	17		Denver 3	51,041
10-17	27	at	San Diego 30	33,327
10-24	7		Cincinnati 27	50,968
11-1	14	at	Baltimore 38	60,020
11-7	7		Cleveland 21	47,073
11-14	27	at	Cincinnati 31	59,574
11-21	16	at	Pittsburgh 32	47,947
11-28	20		Atlanta 14	41,039
12-5	10	at	Cleveland 13	60,226
12-11	0		Pittsburgh 21	52,437
POINTS SCORED: Houston 222			Opponents 273	
ATTENDANCE: Home 331,895			Away 381,322	



OILER HISTORY



OILER HISTORICAL HIGHLIGHTS

1959

- August 3 — K. S. "Bud" Adams, Jr. announces Houston's entry into the American Football League.
- August 15 — A.F.L. formally organized with six cities — Los Angeles, New York, Denver, Dallas, Houston and Minneapolis-St. Paul.
- October 18 — John W. Breen hired as Oiler Player Personnel Director.
- October 29 — Rice University refuses use of its stadium for Houston's professional football team.
- October 31 — Adams names the team "Oilers" — "for sentimental and social reasons."
- November 22 — A.F.L. conducts first player draft. Oilers select Heisman Trophy winner Billy Cannon of L.S.U.
- December 8 — Oilers sign first players in Don Hitt and Tony Banfield, both of Oklahoma State.

1960

- January 1 — Oilers sign their first draft choice in L.S.U.'s Billy Cannon.
- January 3 — Oilers name former Cleveland great Lou Rymkus as first head coach.
- January 8 — Los Angeles Rams file suit to establish the validity of a contract Billy Cannon signed with Rams on November 30, 1959.
- January 13 — Rymkus names first assistant coach in Wally Lemm, who will coach defensive backs.
- January 17 — Don Suman named Administrative Assistant to the President, K. S. "Bud" Adams, Jr.
- January 17 — Oilers signed former Texas A&M great Charley Milstead to contract.
- January 24 — Walt Schlinkman named to Oiler coaching staff as offensive backfield coach.
- February 20 — Oilers sign veteran pro quarterback George Blanda.
- March 8 — Houston School Board approves lease of Jeppesen Stadium to K. S. "Bud" Adams, Jr., and gives permission to increase seating capacity from 22,000 to 36,000.
- June 21 — Court rules that Billy Cannon will play with the Houston Oilers.
- July 15 — Houston opens first training camp at the University of Houston with daily practices to be held at old Busch Field during season.
- July 30 — George Blanda leads Blues to 14 - 0 intrasquad victory at Baytown.
- August 6 — Oilers lose, 27 - 10, to Dallas Texans in first pre-season game at Tulsa.
- August 20 — Oilers defeat Denver, 42 - 3, before 18,500 in home debut at Jeppesen.
- September 11 — Oilers win first regular season contest, 37 - 22, over Oakland in San Francisco. Charles Hennigan scores first Oiler TD on a 43-yard pass from George Blanda. Dave Smith scored first Oiler TD rushing on 8-yard run. Smith had 104 yards on 19 carries during game.
- November 21 — Oilers draft Pittsburgh's Mike Ditka as their No. 1 choice.
- December 11 — Oilers clinch AFL Eastern Division title with 31 - 23 win over Buffalo in Houston.
- December 29 — Lou Rymkus named AFL's first Coach of the Year.

1961

- January 1 — Oilers win first AFL Championship by defeating Los Angeles Chargers, 24 - 16, before 32,000 fans at Jeppesen Stadium. Billy Cannon was named game's MVP; Blanda completed 16 of 32 passes for 301 yards and three TD's. Winning players share: \$1,016.42.
- January 14 — Oilers sign Willard Dewveall, former SMU star, who played out his option with the Chicago Bears and became first NFL player to jump leagues.
- January 31 — Harris County voters pass \$22 million bond issue to finance a new domed stadium, which will be home of the Oilers.
- March 1 — Oiler owner K. S. "Bud" Adams, Jr. announces Oilers to train for '61 season in Honolulu.
- April 25 — Assistant coach Wally Lemm resigns coaching duties to enter private business.
- May 21 — Don Suman named Vice-President and General Manager.
- July 18 — Oilers open training camp at Ellington Field prior to leaving for Honolulu.
- August 12 — Oilers defeat Oakland, 35 - 17, in Honolulu.
- September 9 — Oilers open regular season with a 55 - 0 rout of Oakland at Jeppesen despite threats from Hurricane Carla.
- October 16 — Wally Lemm replaces Lou Rymkus as head coach after Oilers have only a tie, one victory and three losses in five starts.
- October 22 — Oilers defeat Dallas Texans, 38 - 7, in first outing under Lemm. Blanda comes off the bench to throw three TD passes, kick 53-yard field goal and three PAT's.

- October 29 — Blanda sets AFL passing record: 464 yards, 18 of 32 for four TD's as Oilers defeat Buffalo, 28 - 16, in Buffalo.
- November 19 — Blanda throws seven touchdown passes against New York in 49 - 13 win to set AFL record and the all-time pro record.
- December 3 — Oilers defeat previously unbeaten San Diego, 33 - 13, before Houston's largest crowd, 37,845. Charles Hennigan caught 10 passes for 214 yards and three TD's. Blanda hits on 20 of 34 attempts for 351 yards and four TD's and kicks AFL record 55-yard field goal.
- December 10 — Billy Cannon scores five TD's (3 rushing, 2 receiving); carries 25 times for 216 yards; five catches for 115 yards to account for 330 total yards offense (of team's 473) as Oilers defeat New York, 48 - 21, in Polo Grounds.
- December 17 — Oilers win second straight Eastern Division crown by beating Oakland, 47 - 16, in Oakland. Oilers become first pro team in history to score over 500 points in one season with 513 points in 14 games.
- December 20 — Wally Lemm named AFL Coach of the Year.
- December 23 — George Blanda named AFL Player of the Year.
- December 24 — Oilers win second straight AFL title, defeating San Diego, 10 - 3, in San Diego. Billy Cannon wins MVP award for second straight year. Winning players share: \$1,724.00.

1962

- February 23 — Wally Lemm resigns to become head coach of St. Louis Cardinals.
- March 5 — Oilers name Frank (Pop) Ivy as head coach.
- July 12 — Oilers open 1962 training camp at Ellington Air Force Base.
- August 5 — Oilers open pre-season campaign with 33 - 27 win over New York.
- September 9 — Oilers open regular season play with 28 - 23 win over Buffalo in Buffalo.
- September 16 — Oilers lose to Boston, 34 - 21, in first pro game in historic Harvard Stadium.
- October 7 — Oilers win home opener over Buffalo, 17 - 14.
- October 14 — Oilers set AFL scoring record with 56 - 17 win over New York as Blanda hits on six TD passes.
- December 1 — Oilers draft Arkansas' Danny Brabham as their No. 1 pick in AFL draft.
- December 15 — Oilers win third consecutive Eastern Division title, 44 - 10, over New York. Charlie Tolar gets 107 yards on 18 carries to become the first Oiler back to gain over 1,000 yards in one season. His total was 1,012 on 244 carries. Oilers compile best regular season record in club's history with 11 wins, three losses.
- December 23 — Oilers lose AFL title to Dallas Texans, 20 - 17, in historic six quarter game which lasted 77 minutes, 54 seconds and was football's longest game. Oilers trailed 17 - 0 at halftime but great second half left game deadlocked at 17 - 17 at end of regulation time.

1963

- January 1 — Oilers sign their No. 1 draft choice in Danny Brabham.
- February 14 — Pop Ivy given two-year contract as head coach and general manager.
- July 11 — Oilers open training camp at Colorado Springs, Colorado.
- August 3 — Oilers lose pre-season opener, 27 - 10, in Denver.
- August 22 — Chargers defeat Oilers in pre-season game at Jeppesen, 21 - 3; first time Oilers fail to score TD at home.
- September 7 — Oilers drop regular season home opener, 24 - 13, to Oakland.
- November 1 — Oilers suffer worst defeat in history — 45 - 3 to Boston in Boston.
- December 1 — Oilers pick Texas' All-American Scott Appleton as their No. 1 draft choice.
- December 15 — Oilers sign All-American quarterback Don Trull of Baylor. Trull was Houston's top future draft choice in previous draft.

1964

- February 2 — Oilers sign their No. 1 draft choice, Scott Appleton, to four-year contract.
- March 1 — Oilers announce building of a new training site at Fannin and Braeswood.
- May 17 — Sammy Baugh named backfield coach on Oilers coaching staff.
- June 2 — Frank (Pop) Ivy relieved of head coach-general manager duties. Adams names Sammy Baugh the new head coach and Carroll Martin the new general manager.
- July 17 — Oilers open training camp at new site — Fannin and Braeswood.
- August 10 — Oilers defeat Boston, 38 - 7, in Boston for first win in 1964.
- August 14 — Oilers loan Jacky Lee to Denver for two years; receive defensive lineman Bud McFadin and No. 1 draft choice.
- September 8 — Oilers trade Billy Cannon to Oakland for Bob Jackson, Sonny Bishop and Dobie Craig.

- September 12 — San Diego defeats Houston, 27 - 21, in regular season opener.
- September 13 — Rookie Sid Blanks sets AFL record with 91-yard TD run against New York in Houston.
- December 18 — Sammy Baugh resigns as Oiler head coach.
- December 20 — Oilers play final game in Jeppesen Stadium, defeating Denver, 34 - 15, to end season with 4 - 10 record. Charles Hennigan catches 101st pass of season to set new all-time pro record.
- December 22 — Hugh (Bones) Taylor named Oiler head coach; Sammy Baugh stays on staff as assistant.
- December 27 — Lou Rymkus rejoins Oiler coaching staff as offensive line coach.

1965

- January 12 — AFL meeting and All-Star game shifted to Houston after racial incidents in New Orleans.
- June 5 — Oilers announce they will not play in Harris County Domed Stadium because of "unrealistic lease agreement." Sign five-year lease with Rice University for use of Rice Stadium.
- June 22 — Ralph Neely's contract with Houston declared invalid by Oklahoma City Federal Court after University of Oklahoma tackle had signed contracts with both Houston and Dallas.
- July 17 — Oilers open 1965 training camp.
- August 7 — Oilers defeat New York Jets, 21 - 16, in pre-season opener in Alexandria, Virginia.
- September 4 — Oilers defeat San Diego, 13 - 10, in Little Rock to conclude undefeated five-game pre-season schedule.
- September 12 — Oilers defeat New York, 27 - 21, in regular season opener. A record crowd of 52,680 watched at Rice Stadium.
- November 27 — Oilers draft Texas' All-American Tommy Nobis as their No. 1 draft choice.
- November 29 — Oilers sign their No. 5 draft choice, fullback Hoyle Granger of Mississippi State.
- December 18 — Oilers conclude second straight 4 - 10 season with 42 - 14 loss to Boston in Boston.

1966

- January 2 — Oilers sign top draft choices in Arkansas tackle Glen Ray Hines and L.S.U. tackle George Rice after Cotton Bowl game.
- January 13 — K. S. "Bud" Adams, Jr. names Don Klosterman as Oilers' Executive Vice-President and General Manager.
- January 18 — Oilers announce that Hugh (Bones) Taylor's contract as head coach will not be renewed.
- January 29 — Wally Lemm named Oiler head coach by Klosterman.
- June 8 — Oilers sign Ernie Ladd; Commissioner awards Willie Frazier and Pete Jaquess to San Diego in compensation.
- June 9 — The AFL and NFL announce plans to merge into one league by 1970. Common draft and championship game scheduled immediately.
- July 10 — Oilers open 1966 training camp.
- August 2 — Oilers defeat Oakland, 26 - 17, in year's first pre-season game. Attraction at Rice Stadium sponsored by Arabia Shrine Temple.
- September 3 — Oilers open regular season play with 45 - 7 home victory over the Denver Broncos. Denver was held to no first downs, an AFL record.
- November 17 — Oilers relinquish rights to Ralph Neely to Dallas. Get in return Dallas' first draft choice and two others. Teams (Dallas-Houston) announce three pre-season games with first set for Houston in 1967.
- December 18 — Oilers close out '66 season with last minute 29 - 28 loss to Miami Dolphins in Miami. Worst seasonal record in history of 3 wins, 11 losses. Four losses were recorded in last 30 seconds of play.

1967

- March 14 — First common draft between AFL and NFL; Oilers take Michigan State All-American George Webster as their No. 1 choice.
- March 18 — Oilers sign first player from pro football's first common draft in fourth pick Roy Hopkins, a fullback from Texas Southern.
- March 19 — Oilers release four veterans including quarterback George Blanda and tackle Rich Michael; both had been with club from start. Flankerback Charles Hennigan traded to San Diego for Sammie Taylor, a wide receiver from Grambling College.
- April 2 — Oilers announce they will hold 1967 training camp at Schreiner Institute in Kerrville, Texas, in the heart of the hill country. Only third time in history Oilers will have trained outside Houston.
- April 15 — Oilers sign their No. 1 draft choice in Michigan State's two-time All-American linebacker George Webster.
- July 11 — Oilers open 1967 training camp in Kerrville at Schreiner Institute.
- August 5 — Kansas City defeats Oilers in first pre-season game, 24 - 9.
- September 9 — Oilers drop season opener to Kansas City, 25 - 20, at Rice Stadium.

- December 17 — Oilers clinch Eastern Division title with 24 - 17 win over San Diego at Rice Stadium and become first team to go from cellar to division title in one season. Accomplished with 15 rookies on the squad.
- December 20 — Four Oilers named to All-AFL team. Defensive end Pat Holmes, cornerback Miller Farr, guard Bob Talamini and rookie linebacker George Webster named to AFL elite unit.
- December 23 — Oiler linebacker George Webster, the number one choice from Michigan State, was unanimous choice as AFL's defensive Rookie of the Year.
- December 23 — Oilers complete regular season with 41 - 10 romp over Miami Dolphins in Orange Bowl and wrap up Eastern Division Championship.

1968

- January 1 — Oakland Raiders break open close game in second quarter and wallop Oilers, 40 - 7, in AFL championship game. Only Oiler TD comes in fourth quarter on pass from Pete Beathard to Charles Frazier.
- January 30 — Oilers pick Ole Miss receiver Mac Haik as their first draft choice (second round) in second combined AFL-NFL college draft. First choice went to Kansas City in Pete Beathard trade.
- February 10 — Oiler owner K. S. "Bud" Adams, Jr. announces that Oilers will move to the Harris County Domed Stadium for the 1968 season. Contract with Rice will be settled.
- June 27 — NFL players vote to strike as negotiations between owners and players falter and threaten the start of '68 training camps. Conflict arose over wages and pension plan.
- July 6 — NFL owners postpone the start of all training camps until settlement of wage-pension dispute with NFL Players Association.
- July 8 — Oilers open 1968 training camp at Schreiner Institute in Kerrville, Texas.
- July 9 — Oilers sign first draft choice — Mac Haik of Ole Miss. Haik was the last Oiler rookie to sign '68 contract.
- July 10 — AFL players and owners sign two-year contract and pension agreement.
- July 14 — NFL players and owners end dispute, open training camps.
- August 1 — Oilers defeat Washington Redskins, 9 - 3, in first professional game ever played indoors in fabulous Astrodome.
- August 31 — Oilers and Dallas Cowboys battle in Astrodome before standing room only crowd of over 55,000 with Dallas winning, 33 - 19.
- September 9 — Oilers open regular season with Monday night clash in Astrodome with Kansas City. 45,083 crowd packed Astrodome for nationally televised contest as Kansas City held off Oilers to win, 26 - 21.
- December 15 — Oilers close out disappointing season with 45 - 17 win over Boston Patriots in Astrodome. Finished season with 7 - 7 record.
- December 17 — Eleven Oilers named to AFL Eastern Division All-Star squad including George Webster and Hoyle Granger for second straight year.
- December 23 — George Webster and Miller Farr named to All-AFL team by both Associated Press and United Press.

1969

- January 12 — Joe Namath leads New York Jets to 16 - 7 upset over the Baltimore Colts in Super Bowl III in Miami's Orange Bowl.
- January 25 — Oiler linebacker George Webster one of four AFL players named to Pro Football Writers' Association's first combined All-Pro team.
- January 28 — Oilers choose Arizona State's All-American linebacker Ron Pritchard as first draft choice and pick SMU's All-American receiver Jerry LeVias in the second round.
- February 8 — Oilers' first round draft choice Ron Pritchard becomes first round draft choice in country to sign with pro team. Signs multi-year Oiler contract.
- April 3 — Head Coach Wally Lemm opens special three-day rookie camp at Oiler practice field.
- April 15 — Jim Norton, last of the original Houston Oilers, announces his retirement after nine years and Oiler owner K. S. "Bud" Adams, Jr. retires his number 43 jersey.
- May 10 — Historic merger meeting of AFL-NFL sees Cleveland, Pittsburgh and Baltimore switch to AFL to form two 13-team divisions to be known as the American and National Football Conference of the National Football League.
- July 14 — Oilers open '69 training camp at Schreiner Institute in Kerrville, Texas.
- August 2 — Oilers open pre-season action with 24 - 7 win over Buffalo Bills. August 15
- August 15 — Oilers come within seconds of upset win over Baltimore Colts. Colts score on final play of game to win pre-season encounter, 33 - 29, in Astrodome.
- September — Oilers lose heartbreaking 14 - 11 decision to Dallas Cowboys in Astrodome before standing room only crowd.
- September 14 — Oakland scores in final quarter to thwart Oilers' upset bid in league opener, 21 - 17. Oilers lost winning TD when Jerry LeVias dropped pass in wide open.

- December 14 — Oilers need victory over Boston in Astrodome to assure playoff spot as runner-up team in Eastern Division despite 5 - 6 - 2 record. Oilers come from behind to take 27 - 23 triumph and finish with 6 - 6 - 2 record.
- December 21 — Oilers lose bid for championship in humiliating 56 - 7 loss to Oakland in playoff game. Daryle Lamonica hurled six TD passes for Raiders. Kansas City defeated New York, 13 - 6, to set up all Western Division title game. Kansas City won AFL title, 17 - 7, over Oakland.
- December 23 — George Webster named All-Pro for third consecutive year.

1970

- January 6 — Oiler General Manager Don Klosterman resigns and accepts general manager's position with Baltimore Colts.
- January 15 — Oiler linebacker George Webster named to Pro Football Hall of Fame's All-Time AFL defensive unit. The three-year Oiler veteran was youngest and least experienced player named to the All-Time AFL team.
- January 21 — Oilers trade quarterback Pete Beathard and cornerback Miller Farr to St. Louis Cardinals for quarterback Charley Johnson and cornerback Bob Atkins.
- January 27 — Oilers draft North Carolina Central guard Doug Wilkerson in first round of college draft.
- February 26 — First round draft choice Doug Wilkerson signs Oiler contract.
- June 30 — Oiler veterans join NFL Players Association strike. Owners bar veterans from training camps. Dispute revolved around pension plan.
- July 14 — Oilers open training camp at Schreiner Institute in Kerrville, Texas, with only rookies reporting.
- August 3 — Veterans report to training camp after settlement of NFL-NFLPA pension dispute.
- August 8 — Oilers drop pre-season opener to Chicago Bears, 23 - 13, in Astrodome.
- August 29 — Oilers enjoy one of team's greatest victories in history as they crush Dallas Cowboys, 37 - 21, in Astrodome as Jerry LeVias has great night with three touchdowns in game.
- September 20 — Oilers open NFL season with 19 - 7 triumph over Pittsburgh in Pittsburgh as Charley Johnson passes to Jerry LeVias for two touchdowns.
- November 1 — Oiler Head Coach Wally Lemm, who led Oilers to AFL title in 1961 and to Eastern Division title in 1967, announces he will retire at the end of 1970 season.
- December 13 — Oilers end one of poorest seasons in club's history with 3 - 10 - 1 record with 52 - 10 defeat by Dallas Cowboys in Dallas. Club was riddled with injuries throughout season.
- December 18 — Oilers trade Doug Wilkerson, the team's No. 1 draft choice in 1970 to San Diego for former Oiler tight end Willie Frazier.

1971

- January 21 — Oiler owner K. S. "Bud" Adams, Jr. names Ed Hughes to be the sixth head coach in Oiler history. Hughes, 43, was offensive backfield coach with the San Francisco 49ers and was signed to a five-year contract.
- January 28 — The Oilers, who pick third behind Boston and New Orleans in the college draft, select quarterback Dan Pastorini of Santa Clara in the first round and grab quarterback Lynn Dickey of Kansas State in the third round.
- January 26 — Oilers trade running back Hoyle Granger, tackle Terry Stoepel and defensive end Charles Blossom to New Orleans for defensive tackle Dave Rowe and wide receiver Ken Burrough.
- February 14 — Oiler owner K. S. "Bud" Adams, Jr. named Bob Brodhead as general manager. Brodhead was former player and controller with Cleveland.
- March 3 — Ed Hughes completes his coaching staff with hiring of defensive backfield coach Burnie Miller. Miller joins Walt Schlinkman, Fran Polsfoot, Ernie Zwahlen, George Dickson and Walt Yowarsky on Oiler staff. Trainer Bobby Brown is released from his duties.
- March 28 — Jess Thompson named Director of Scouting.
- April 2 — General Manager Bob Brodhead resigns position with Oilers after only one month on job.
- April 7 — Oilers hire Warren Araia as trainer.
- April 8 — Ed Hughes and his staff get first look at rookies with special three-day rookie camp.
- April 27 — Oilers trade cornerback Leroy Mitchell to Denver Broncos for safety John Charles.
- May 5 — Oilers name John W. Breen as general manager replacing Bob Brodhead. Breen was the first employee hired by Oiler owner K. S. "Bud" Adams, Jr. in 1959 when the American Football League was formed.
- May 15 — Oilers trade linebacker Olen Underwood to Denver for guard Bob Young.
- June 3 — Oilers get linebacker Dave Olerich from St. Louis for draft choice.
- June 15 — Oilers trade offensive tackle Glen Ray Hines, linebacker Jess Lewis and a second round draft choice to New Orleans for defensive tackle Mike Tilleman.
- June 24 — Oilers' number one draft choice, Dan Pastorini of Santa Clara, signs contract.

- July 9 — Oilers open training camp at Schreiner Institute in Kerrville, Texas, and begin 12th season.
- July 27 — Oilers trade wide receiver Jerry LeVias to San Diego Chargers for 6-8, 300-pound offensive tackle Gene Ferguson and 6-8, 290-pound defensive tackle Ron Billingsley.
- July 31 — Oilers battle Los Angeles Rams in Hall of Fame game in Canton, Ohio with Rams winning 17 - 6. Rookie Lynn Dickey impressive in his pro debut.
- August 6 — Oilers trade rookie offensive tackle Larron Jackson and draft choice to Denver for rookie cornerback Cleo Johnson.
- August 9 — Oilers open home season with 35 - 6 walloping of New York Giants in the Astrodome.
- October 26 — Oilers trade running back Joe Dawkins to Denver for running back Dick Post. Also trade tight end Willie Frazier to Kansas City for running back Robert Holmes and a draft choice.
- October 31 — First victory of season comes against Cincinnati as Ken Houston runs interception back 48 yards for game's only TD as Oilers win 10 - 6 in Astrodome.
- November 16 — Offensive line coach Ernie Zwahlen fired by Oiler General Manager John Breen. Scout King Hill brought in to work with young quarterbacks.
- December 12 — Safety Ken Houston ties all-time pro record for touchdowns on interceptions with theft against Buffalo in Oilers' 20 - 14 victory. Houston tied record of seven set by Erich Barnes of Cleveland and Herb Adderley of Dallas.
- December 14 — Head Coach Ed Hughes fires offensive backfield coach Walt Schlinkman and equipment manager Johnny Gonzales.
- December 19 — Oilers close out '71 season with third straight victory by blasting San Diego, 49 - 33, for highest point production since 1963. Ken Houston establishes all-time pro record with two touchdowns on interceptions. The five-year veteran intercepted successive John Hadl passes in the third quarter and returned them for touchdowns of 35 and 29 yards to run his career total to 9. His four returns of interceptions for TD's in one year is also an NFL record.
- December 22 — Oiler owner K. S. "Bud" Adams, Jr. announces that Head Coach Ed Hughes' contract has been terminated by mutual agreement. A settlement was reached on the remaining four years of Hughes' contract.
- December 24 — Oiler defensive end Elvin Bethea and safety Ken Houston are named to AFC Pro-Bowl squad. It was second straight year for Houston.
- December 30 — Oilers name former Florida State and Rice University coach Bill Peterson as their new head coach.

1972

- January 8 — Joe Madro, a veteran of 17 pro coaching seasons, joined the Oiler coaching staff as offensive line coach.
- February 1 — Greg Sampson, a 6-5½, 265-pound defensive from Stanford was Houston's No. 1 draft choice.
- March 21 — K. S. "Bud" Adams, Jr. spearheaded a drive which landed the 1974 Super Bowl game for Houston. The game will be played in Rice Stadium on January 13, 1974.
- April 9 — Walt Schlinkman named by Oilers as Director of Player Personnel and Scouting.
- June 8 — Ken Houston named best strong safety in pro football by Pro Football Weekly.
- July 8 — Oilers sign No. 1 draft choice Greg Sampson of Stanford to multi-year contract.
- August 16 — Oilers trade quarterback Charley Johnson to Denver Broncos for undisclosed high draft choice.
- August 19 — Oilers defeat Green Bay Packers, 20 - 3, in Astrodome for first pre-season victory of 1972.
- August 24 — Second-year quarterback Lynn Dickey suffers a hip injury that sidelines him for the '72 season. Oilers defeated St. Louis Cardinals, 33 - 24, in Astrodome for second straight pre-season win.
- September 11 — Oilers tie New Orleans, 14 - 14, in Astrodome and finish pre-season slate with 2 - 2 - 1 record.
- October 1 — Oilers stun Joe Namath and New York Jets, 26 - 20, in the Astrodome for only victory of 1972 season.
- October 25 — Oilers trade Ron Pritchard and Charlie Joiner to Cincinnati for running backs Paul Robinson and Fred Willis. Also trade linebacker George Webster to Pittsburgh for wide receiver Dave Smith.
- December 23 — Guy Murdock, Oilers' rookie center, named to UPI's NFL All-Rookie team.

1973

- January 29 — Oilers acquire All-Pro center Bill Curry from Baltimore for guard Tom Regner and Oilers' third round draft choice.
- January 30 — Oilers draft Tampa's giant defensive end John Matuszak, 6-7, 282, in first round of 1973 draft. Oilers take running back-quarterback George Amundson of Iowa State in first round choice acquired from Atlanta for Mike Tilleman.
- March 2 — Veteran coach and front office executive Sid Gillman accepts position of Executive Vice-President and General Manager of Houston Oilers, replacing John Breen, who retired.

- March 9 — Bruce Beatty named defensive line coach by Oilers. Had been on New England Patriots' staff for past four seasons.
- March 13 — Andy Bourgeois named special teams coach by Oilers. First year in pros after coaching at T.C.U.
- March 21 — Oilers trade defensive tackle Ron Billingsley and quarterback Kent Nix to New Orleans Saints for quarterback Edd Hargett, linebacker Tom Stincic and tight end Dave Parks.
- April 17 — Oilers acquired return specialist Alvin Haymond from Washington Redskins for conditional draft choice.
- April 18 — Oilers trade seventh round draft choice to Chicago Bears for linebacker Larry Rowden, a third-year pro from Houston.
- April 24 — Oilers trade cornerback Jim Tolbert to St. Louis Cardinals for linebackers Mike McGill and Jim Hargrove.
- May 7 — Oilers swap second round draft choice to Buffalo for defensive end Al Cowlings.
- May 9 — Oilers trade first and third round draft choices to Dallas Cowboys for defensive end Tody Smith and wide receiver Billy Parks.
- May 15 — Oilers claim former University of Houston great Gus Hol-lomon off waivers from the New York Jets.
- May 15 — Oilers trade all-pro safety Ken Houston and No. 5 draft choice to Washington Redskins for defensive end Mike Fanucci, wide receiver Clifton McNeil, offensive tackle Jim Snowden, safety Jeff Severson and tight end Mack Alston.
- June 20 — No. 2 draft choice George Amundson of Iowa State signs with Oilers.
- July 5 — No. 1 draft choice John Matuszak signs with Oilers.
- August 23 — Oilers upset Dallas Cowboys, 27 - 24, in an exhibition game in Houston for Oilers' first win in last 15 games.
- September 16 — Oilers open 1973 season with 34 - 14 loss to New York Giants.
- October 16 — Bill Peterson fired as head coach of Oilers after 48 - 20 loss to Denver, making Peterson's regular season record in one and one-half years 1 - 18. Sid Gillman assumes dual role of General Manager-Head Coach for the rest of year.
- November 5 — Oilers win only game of 1973 season, 31 - 27, over Baltimore Colts as Lynn Dickey completes 22 of 32 passes for 340 yards and three touchdowns.
- December 16 — Oilers end second straight 1 - 13 season with 27 - 24 loss to Cincinnati.
- December 19 — Oiler defensive end Elvin Bethea named to Pro Bowl team for third straight year.

1974

- January 18 — Sid Gillman announces decision to remain as General Manager-Head Coach for at least one more season, ending speculation that a new head coach would be named.
- February 2 — Richie Pettitbon, a former NFL defensive back with Chicago, Los Angeles, and Washington, joins Oilers as defensive backfield coach.
- February 8 — Former New Orleans and New York Jets coach Ed Biles joins Oilers as defensive assistant.
- February 9 — Oiler center Bill Curry assumes duties as President of the National Football League Players' Association.
- March 7 — O. A. "Bum" Phillips, a veteran Texas high school and college coach who was with Sid Gillman at San Diego, is hired by Oilers as defensive coordinator.
- March 15 — Oregon State assistant coach Sam Boghosian named special teams coach of the Houston Oilers.
- April 20 — NFL owners, meeting in New York, vote in sweeping rule changes designed to open up the game with more offense.
- April 30 — Oilers announce new location of training site at Sam Houston State University in Huntsville, located about 70 miles north of Houston. Training camp is tentatively scheduled to begin July 6.
- May 24 — Oilers announce loss of \$459,281.00 for fiscal year 1973.
- July 6 — Oiler rookies report to training camp amid pickets carried by Oiler veterans who were members of the National Football League Players' Association. The NFLPA went on strike against the owners officially on July 1.
- July 20 — Oiler rookies beat the minor league San Antonio Toros, 13 - 7, in Alamo Stadium in the first game ever played between the two teams.
- August 3 — Oilers win first opening pre-season game since 1969 with 16 - 7 victory over the New York Giants. The game was played mostly with rookies and free agents since the veterans were on strike.
- August 11 — NFLPA strike ends for 14-day "cooling off" period and Oiler veterans report to camp.
- August 15 — Oilers acquire veteran running back Vic Washington from San Francisco for a first round draft choice in 1976 and a third round pick in 1977.
- August 27 — Oiler trainer Bobby Gunn announces resignation; Charlie Henry and Jerry Meins are named co-trainers to replace him.
- August 28 — Oiler tackle John Matuszak tries to jump his contract and sign with World Football League Houston Texans. Oilers obtain temporary restraining order and present it to Matuszak at Texans' game with New York Stars. Matuszak is put on inactive list until trial.
- September 5 — Oilers and WFL Texans meet in court over John Matuszak dispute.

- September 9** — State District Judge Arthur Leshner grants temporary injunction against John Matuszak playing for any other team than Oilers until further court hearings. Matuszak remains on inactive list.
- September 15** — Oilers open regular season with 21 - 14 win over San Diego, Houston's first regular season home victory since October 1, 1972.
- October 22** — Oilers trade John Matuszak and No. 3 draft choice to Kansas City for Curley Culp and No. 1 draft choice, ending court battle and giving Houston an experienced veteran at middle guard.
- October 27** — Oilers break five-game losing streak with 34 - 21 win over Cincinnati in Curley Culp's first game as an Oiler. Houston would go on to win four in a row and six of its last eight games.
- December 15** — Oilers defeat Cleveland for first time in history, 28 - 24, and complete a 7 - 7 season, the best in Houston since 1968.

1975

- January 2** — Assistant General Manager Dan Downs resigns, citing differences with Head Coach-General Manager Sid Gillman as his reason.
- January 25** — O. A. Phillips named Oiler head coach by Sid Gillman, who says he will remain in single role as general manager.
- January 28** — Oilers pick Jackson State linebacker Robert Brazile in the first round of the NFL draft. Brazile was the sixth player picked in the draft. Houston also took Texas A&I running back Don Hardeman in a later first round selection, and chose Kansas wide receiver Emmett Edwards in the second round.
- February 14** — Sid Gillman leaves Oilers as general manager by mutual consent with owner Bud Adams. O. A. Phillips adds title of general manager to head coaching duties.
- February 18** — Tom Williams, formerly executive assistant who started with the Oilers as a scout, is named assistant general manager.
- July 19** — Rookies report to Oiler training camp at Huntsville, Texas.
- July 25** — Veterans scheduled to report to training camp.
- August 2** — Rookies Emmett Edwards of Kansas, Robert Brazile of Jackson State and Don Hardeman of Texas A&I are Oiler rookies participating in College All-Star game against World Champion Pittsburgh Steelers in Chicago.
- September 14** — Coach Bum Phillips and his Oilers close out first pre-season campaign with 3 - 3 record by beating Chicago Bears, 24 - 13, in Chicago.
- September 20** — Seven rookies make Oilers' 43-man squad — draft choices Robert Brazile, linebacker from Jackson State; fullback Don Hardeman of Texas A&I; wide receiver Emmett Edwards of Kansas; defensive back Mark Cotney of Cameron State; tight end John Sawyer of Southern Mississippi and free agents defensive back Greg Stenrick of Colorado State and linebacker Ted Thompson of Southern Methodist.
- September 22** — Oilers open 1975 NFL season with 7 - 0 win over New England Patriots. Only TD was fumble return for score by Oilers' Willie Germany in first quarter.
- September 29** — Oilers open home NFL season with 33 - 17 win over San Diego. Curley Culp scored first TD of career with 38-yard return of fumble.
- October 3** — Oilers sign defensive end Bubba Smith and the former All-Pro end with Baltimore is united with brother Tody on Oiler squad.
- October 6** — Oilers lose first regular season game, 21 - 19, to Cincinnati in Astrodome. Oilers had led 17 - 7 in third quarter and then missed TD on four shots from Bengal one-yard line.
- October 13** — Houston scores its first win in history over Cleveland in Cleveland, with 40 - 10 triumph.
- October 20** — Oilers come from behind to defeat Washington, 13 - 10, for first win ever over NFC team. Win was in the Astrodome.
- October 26** — Oilers make it two in a row over NFC opponent with 24 - 8 rout of Detroit in the Astrodome.
- November 3** — Oilers whip Kansas City for first time since 1967, 17 - 13, and first time in Arrowhead Stadium to run season's record to 6 - 1.
- November 10** — Pittsburgh scored in final two minutes to break 17 - 17 tie and hand Oilers 24 - 17 loss in Pittsburgh.
- November 17** — Oilers rebound from Pitt loss with 20 - 19 win over Miami as Billy Johnson ties all-time pro record for TD's in one season on returns. Billy has three on punts and one on kickoffs. He broke a punt return for 83 yards against Dolphins. Ronnie Coleman made great seven-yard run for winning TD with less than two minutes to play. Standing-room-only crowd in the Astrodome.
- November 25** — Oilers lose Monday night showdown return battle with Pittsburgh, 32 - 9, and see title hopes dim.
- December 1** — Cincinnati eliminates Oilers from playoff picture with 23 - 19 win in rain in Cincinnati.

- December 8 — Oilers bounce back from two straight losses to defeat San Francisco, 27 - 13, to complete sweep of NFC teams in '75. Billy Johnson missed all-time return record when he missed TD by one yard, returning punt 76 yards to 49er one-yard line.
- December 15 — Oilers score on game's final play to nip Oakland, 27 - 26, for first win over Raiders since 1966. Dan Pastorini passed two yards to tight end Mack Alston for the score and Skip Butler kicked the extra point. Oakland had won eight straight games from the Oilers.
- December 22 — Oilers close out finest season since 1962 with 21 - 10 win over Cleveland giving Coach Bum Phillips a 10 - 4 - 0 record his first year as a head coach. Oilers set a new home attendance record, averaging 48,000 in seven home games.
- December 31 — U.S. District Judge Earl F. Larson declared the Pete Rozelle Rule was illegal thus making the option-compensation clause out for NFL teams.

1976

- January 27 — NFC All-Stars come from behind to nip AFC All-Stars in annual Pro Bowl game in New Orleans' Superdome but Oilers' Billy Johnson named MVP of game. Set new records for returns including 90-yard TD gallop with punt. Oilers had five players — Curley Culp, Elvin Bethea, Ken Burrough, Dan Pastorini and Billy Johnson. Pastorini passed 64 yards to Burrough for AFC score.
- January 30 — Oiler assistant coach Sam Boghosian resigns to accept coaching position with expansion team Seattle.
- February 4 — Oiler assistant Larry Peccatiello resigns to accept coaching position with expansion team Seattle.
- February 10 — Wade Phillips, son of Head Coach Bum Phillips, named to Oiler coaching staff as linebacker coach. Phillips had been an assistant at University of Kansas.
- March 15 — Veteran coach Ken McCullough named offensive line coach by Bum Phillips. McCullough had been coaching in Canada for the past five seasons.
- April 1 — Oilers lose Fred Hoaglin, Mark Cotney and Jesse O'Neal in NFL expansion draft.
- April 2 — Oilers trade quarterback Lynn Dickey to Green Bay for quarterback John Hadl, cornerback Ken Ellis, draft choices and cash. One of the biggest trades in Houston Oiler history.
- April 9 — Oilers make Mike Barber of Louisiana Tech their number one pick in the 1976 college draft. Oilers did not have first round selection, so Barber was picked in 2nd round or 48th player in draft selected. Barber is a tight end.
- June 1 — Oilers acquire veteran wide receiver Otis Taylor from Kansas City for future draft choice.
- June 20 — Oilers sign veteran safety Mike Weger, who played out his option with Detroit after eight seasons.
- July 14 — Oilers report to training camp at Sam Houston State University in Huntsville, Texas.
- September 4 — Jim McLemore, Oiler public relations director, is stricken with a fatal heart attack just hours before the Houston-Dallas pre-season game at Texas Stadium.
- September 4 — Oilers fall to Dallas in overtime, 26-20, to complete 0-6 pre-season play. It was the Oilers' second overtime loss.
- September 12 — Oilers defeat Tampa Bay 20-0 in season opener.
- October 17 — Oilers take field against Chargers knowing a win would give them a share of the Central Division lead, but after being hit with a rash of injuries, bow 30-27. Loss was first of six in a row.
- November 28 — Oilers defeat Atlanta Falcons 20-14 in the Astro-dome to snap six-game losing streak.
- December 11 — Pittsburgh defeats Oilers in season finale to win AFC Central Division title. Oilers finish 1976 campaign at 5-9.

1977

- January 14 — Head coach and general manager O.A. "Bum" Phillips announces the appointment of Ken Shipp as offensive coordinator with King Hill becoming receiver coach, and appointment of Joe Bugel as offensive line coach.
- February 2 — Pat Peppler is named assistant general manager of the Oilers.
- May 3 — Oilers draft offensive tackle Morris Towns of Missouri as its first-round pick, and select offensive guard George Reihner of Penn State in the second round.
- July 17 — Houston Oilers open training camp at Stephen F. Austin State University in Nacogdoches, Texas.

BUM PHILLIPS ON WHY HE DOESN'T GO TO THE SUPER BOWL:

"The only way I'd like to be at the Super Bowl is wearing a bench pass."

OILER CHAMPIONSHIP GAMES

Jeppesen Stadium — Houston, Texas

Sunday, January 1, 1961

HOUSTON 24, LOS ANGELES 16 — Quarterback George Blanda passed 88 yards to halfback Billy Cannon to put the clincher on the game and give the Houston Oilers the first American Football League Championship in history, 24-14, over the Los Angeles Chargers before 32,000 fans at Jeppesen Stadium.

Los Angeles	6	3	7	0-16
HOUSTON	0	10	7	7-24

L.A. — Agajanian 38 field goal.
 L.A. — Agajanian 22 field goal.
 Hou — Smith, 17 pass from Blanda (Blanda kick).
 Hou — Blanda 18 field goal.
 L.A. — Agajanian 27 field goal.
 Hou — Groman, 7 pass from Blanda (Blanda kick).
 L.A. — Lowe, 2 run (Agajanian kick).
 Hou — Cannon, 88 pass from Blanda (Blanda kick).

Attendance: 32,000
 Team Statistics

	OILERS	Chargers
First Downs	17	21
Net Yards Gained	401	333
Net Yards Rushing	100	162
Net Yards Passing	301	171
Passes	32-16-0	41-21-2
Punts	5-34.0	4-41.0
Fumbles - Lost	2-0	2-0
Yards Penalized	4-54	3-15

Individual Statistics

Rushing

Oilers — Cannon 18 for 50, Smith 19 for 45, Hall 3 for 5.
 Chargers — Lowe 21 for 165, Ferguson 4 for 11, Ford 2 for -5, Kemp 6 for -9.

Passing

Oilers — Blanda 16 of 31 for 301 yards, 3 TD; Cannon 0 of 1.
 Chargers — Kemp 21 of 41 for 171 yards, 2 interceptions.

Receiving

Oilers — Cannon 3 for 128, Hennigan 4 for 71, Smith 5 for 52, Groman 3 for 37, Carson 1 for 13.
 Chargers — Kocourek 3 for 57, Norton 6 for 55, Womble 6 for 29, Ferguson 2 for 19, Flowers 1 for 6, Lowe 3 for 5.

Balboa Stadium — San Diego, California

Sunday, December 24, 1961

HOUSTON 10, SAN DIEGO 3 — The Houston Oilers captured their second straight American Football League Championship with a 10-3 triumph over the San Diego Chargers at Balboa Stadium in one of pro football's roughest contests of all time. Thirteen players went to the sidelines with injuries. The only touchdown of the game was a 35-yard pass from George Blanda to Billy Cannon.

HOUSTON	0	3	7	0-10
San Diego	0	0	0	3-3

Hou — Blanda 46 field goal.
 Hou — Cannon, 35 pass from Blanda (Blanda kick).
 S.D. — Blair 12 field goal.

Attendance: 29,556
 Team Statistics

	OILERS	Chargers
First Downs	18	15
Net Yards Gained	256	256
Net Yards Rushing	96	79
Net Yards Passing	160	177
Passes	41-18-6	32-17-4
Punts	4-41.5	6-33.3
Fumbles - Lost	5-1	2-2
Yards Penalized	5-68	10-106

Individual Statistics

Rushing

Oilers — Tolar 16 for 52, Cannon 15 for 48, Blanda 2 for -4.
 Chargers — Roberson 8 for 37, Lowe 5 for 30, Lincoln 3 for 7, Kemp 4 for 5.

Passing

Oilers — Blanda 18 of 40 for 160 yards, 5 interceptions, 1 TD; Groman 0 of 1, 1 interception.
 Chargers — Kemp 17 of 32 for 226 yards, 4 interceptions.

Receiving

Oilers — Cannon 5 for 53, Hennigan 5 for 43, Groman 3 for 32, McLeod 1 for 20, Dewveall 2 for 10, Tolar 2 for 2.

Chargers — Kocourek 7 for 123, Norton 3 for 48, Flowers 2 for 17, Roberson 1 for 11, Lowe 1 for 10, Scarpitto 1 for 9, Hayes 1 for 5, Lincoln 1 for 3.

Jeppesen Stadium — Houston, Texas

Sunday, December 23, 1962

DALLAS 20, HOUSTON 17 — The Dallas Texans used a 25-yard field goal by Tommy Brooker to end the longest game in pro football history in the sixth quarter and defeated the Houston Oilers, 20-17, to win the American Football League Championship. The regulation game ended 17-17 after the Oilers had erased a 17-0 Dallas halftime lead. The game lasted two hours and 54 minutes.

Dallas	3	14	0	0	0	3-20
HOUSTON	0	0	7	10	0	0-17

Dal — Brooker 16 field goal.

Dal — Haynes, 28 pass from Dawson (Brooker kick).

Dal — Haynes, 2 run (Brooker kick).

Hou — Dewveall, 15 pass from Blanda (Blanda kick).

Hou — Blanda 31 field goal.

Hou — Tolar, 1 run (Blanda kick).

Dal — Brooker 25 field goal.

Attendance: 37,981

Team Statistics

	OILERS	Texans
First Downs	21	19
Net Yards Gained	359	237
Net Yards Rushing	98	199
Net Yards Passing	261	88
Passes	46-23-5	14-9-0
Punts	3-39.3	8-31.2
Fumbles - Lost	0-0	2-1
Yards Penalized	6-50	6-42

Individual Statistics

Rushing

Oilers — Tolar 17 for 58, Cannon 11 for 37, Smith 2 for 3.

Texans — Spikes 11 for 77, McClinton 24 for 70, Haynes 14 for 26, Dawson 5 for 26.

Passing

Oilers — Blanda 23 of 46 for 261 yards, 5 interceptions, 1 TD.

Texans — Dawson 9 of 14 for 88 yards, 1 TD.

Receiving

Oilers — Dewveall 6 for 95, McLeod 5 for 70, Cannon 6 for 54, Hennigan 3 for 37, Tolar 1 for 8, Smith 1 for 6, Jamison 1 for 9.

Texans — Haynes 3 for 45, Arbanas 2 for 21, Spikes 2 for 24, McClinton 1 for 4, Bishop 1 for -6.

Oakland Coliseum — Oakland, California

Sunday, December 31, 1967

OAKLAND 40, HOUSTON 7 — The Oakland Raiders ended the Houston Oilers Cinderella story with a 40-7 walloping in the American Football League Championship game. Houston had become the first team in history to go from the cellar to a division title in one season and it was accomplished with fifteen rookies on the squad.

HOUSTON	0	0	0	7-7
Oakland	3	14	10	13-40

Oak — Blanda 37 field goal.

Oak — Dixon, 69 run (Blanda kick).

Oak — Kocourek, 17 pass from Lamonica (Blanda kick).

Oak — Lamonica, 1 run (Blanda kick).

Oak — Blanda 40 field goal.

Oak — Blanda 42 field goal.

Hou — Frazier, 5 pass from Beathard (Wittenborn kick).

Oak — Blanda 36 field goal.

Oak — Miller, 12 pass from Lamonica (Blanda kick).

Attendance: 53,330

Team Statistics

	OILERS	Raiders
First Downs	11	18
Net Yards Gained	146	364
Net Yards Rushing	38	263
Net Yards Passing	108	101
Passes	25-15-1	26-10-0
Punts	11-38.5	4-44.3
Fumbles - Lost	4-2	0-0
Yards Penalized	7-45	4-69

Individual Statistics

Rushing

Oilers — Granger 14 for 19, Campbell 6 for 15, Blanks 1 for 6, Beathard 1 for -2.

Raiders — Dixon 21 for 144, Banaszak 15 for 116, Lamonica 5 for 22, Biletnikoff 1 for -10, Todd 4 for -8, 2 for -1.

Passing

Oilers — Beathard 15 of 35 for 142 yards, 1 interception, 1 TD.

Raiders — Lamonica 10 of 24 for 111 yards, 2 TD; Blanda 0 of 2.

Receiving

Oilers — Frazier 7 for 81, Reed 4 for 60, Taylor 1 for 6, Campbell 2 for 5, Granger 1 for -10.

Raiders — Miller 3 for 32, Cannon 2 for 31, Biletnikoff 2 for 19, Kocourek 1 for 17, Dixon 1 for 8, Banaszak 1 for 4.



HOUSTON OILERS' ALL-TIME DRAFT LISTS

1960

Player	Pos.	School	Status
Peter Arena	G	Northwestern	OILERS
Dick Bass	HB	College of Pacific	Rams
William Bohler	T	St. Ambrose	OILERS
Larry Cadwell	T	Louisville	OILERS
BILLY CANNON	HB	LOUISIANA STATE	OILERS
DOUG CLINE	LB	CLEMSON	OILERS
DeJustice Coleman	HB	Illinois	
Bob Crandall	HB	New Mexico	OILERS
Cleatus Drinnon	C	Hardin-Simmons	OILERS
John Gremer	G	Illinois	
George Herring	T	North Texas State	
Don Hitt	C	Oklahoma State	OILERS
Steve Johnson	QB	Pepperdine	OILERS
John Lands	E	Montana	Eagles
JACKY LEE	QB	CINCINNATI	OILERS
Bruce Maher	HB	Detroit	Lions
Don Mattson	T	Southern California	
Mike McGee	G	Duke	Cardinals
Hugh McInnis	E	Mississippi State	Cardinals
Max Messner	T	Cincinnati	Lions
George Mulholland	E	New Mexico State	OILERS
Gary O'Steen	HB	Alabama	
Gene Prebola	E	Boston University	Raiders
Palmer Pyle	T	Michigan State	Colts
William Roach	T	Texas Christian	OILERS
Robert Simms	E	Rutgers	Giants
Phillip Snowden	QB	Missouri	OILERS
Don Underwood	T	McNeese State	
Duane Whetstone	FB	George Washington	
BOB WHITE	FB	OHIO STATE	OILERS
Maury Youmans	T	Syracuse	Bears

SECONDARY SELECTIONS

Clair Branch	RB	Texas-Austin	OILERS
Dave Chamberlain	HB	Miami (Ohio)	
Stan Fanning	DE	Idaho	Bears
Don Cochran	T	Alabama	
Jim Glasgow	T	Jackson State	
Dave Graham	E	Virginia	Eagles
Bob Haas	HB	Missouri	OILERS
Lowell Hughes	QB	Kent State	
Dale Johannson	T	Augustana	OILERS
Jim Marshall	DT	Ohio State	Browns
RON MORRISON	T	NEW MEXICO	OILERS
Jerry Muennink	C	Texas-Austin	DNP
Paul Oglesby	T	UCLA	OILERS
John Peppercorn	E	Kansas	OILERS
Bob Peterson	C	Oregon	
BOB TALAMINI	G	KENTUCKY	OILERS
Bob Towns	E	Georgia	OILERS
Bob Wasden	E	Auburn	
Jim Welch	HB	Southern Methodist	Colts
Jim Wolff	HB	Panhandle A&M	OILERS

1961

Round	Player	Pos.	School	Status
1	Mike Ditka	E	Pittsburgh	Bears
2	TOM GOODE	C	MISSISSIPPI STATE	OILERS
3	WALTER SUGGS	T	MISSISSIPPI STATE	OILERS
4	Bobby Walden	HB	Georgia	Vikings
5	Monte Lee	LB	Texas-Austin	Cardinals
6	Jake Gibbs	QB	Mississippi	Baseball
7	Dick Reynolds	T	North Carolina State	OILERS
8	Houston Antwine	G	Southern Illinois	Lions
9	Ralph White	T	Bowling Green	OILERS
10	Charles Lee	C	Iowa	Steelers
11	Robert Bird	G	Bowling Green	OILERS
12	BOB McLEOD	E	ABILENE CHRIST.	OILERS
13	Gerald Hinton	G	Louisiana Tech	Canada
*14	Jimmy King	T	Clemson	Cardinals
15	Dennis Ferriter	C	Marquette	
16	Larry Wood	HB	Northwestern	Canada
17	Sam Fewell	T	South Carolina	Bears
18	Mike Grimsley	HB	Michigan State	Colts
19	Myron Pearson	HB	Colorado State	
20	Lewis Johnson	HB	Florida A&M	Packers
*21	Ron Miller	QB	Wisconsin	Rams
22	BOB KELLY	E	NEW MEXICO STATE	OILERS
*23	James Anderson	FB	Mississippi	49ers
24	Ken Gregory	E	Whittier	OILERS
*25	Jack Kreider	HB	Tulsa	
*26	Don Fuell	QB	Mississippi Southern	OILERS
27	Boyd King	C	Rice	Cowboys
*28	JOHN FRONGILLO	C	BAYLOR	OILERS
29	Tom Lewis	E	Lake Forest	OILERS
29a	Errol Linden	DE	Houston	Lions
30	Jim Stroud	T	Rice	OILERS

*—Future Choices

1962

Round	Player	Pos.	School	Status
1	Ray Jacobs	DT	Howard Payne	OILERS
2	Earl Gros	FB	Louisiana State	Packers
3	Pete Case	T	Georgia	Eagles
4	GARY CUTSINGER	DE	OKLAHOMA STATE	OILERS
4a	Choice to San Diego			
5	Bill Rice	E	Alabama	OILERS
6	Ray Pinion	G	Texas Christian	OILERS
7	Gus Gonzales	G	Tulane	OILERS
8	Clyde Brock	DT	Utah State	Bears
9	LARRY ONESTI	LB	NORTHWESTERN	OILERS
10	Bob Moses	E	Texas-Austin	Cowboys
11	John Thomas	G	McMurry	OILERS
12	Jack Collins	HB	Texas-Austin	Steelers
13	Royce Cassell	E	New Mexico State	
*14	Glynn Griffing	QB	Mississippi	Giants
15	Ken Shaffer	T	Marquette	
16	Billy Ray Adams	FB	Mississippi	49ers
17	BILL MILLER	DT	NEW MEX. HIGHLANDS	OILERS
18	Art Perkins	HB	North Texas State	Cowboys
19	BOBBY JANCIAK	DB	LAMAR TECH	OILERS
20	Joe Bob Isbell	G	Houston	Cowboys
21	Roland Jackson	FB	Rice	Cardinals
22	Ken Bolin	HB	Houston	OILERS
23	Bill Van Buren	C	Iowa	
24	Boyd Melvin	T	Northwestern	
25	Bob Johnson	T	Rice	DNP
*26	Harold Hays	G	Mississippi Southern	Cowboys
27	Roger McFarland	HB	Kansas	
*28	Gary Henson	E	Colorado	Eagles

*—Future Choices

1963

Round	Player	Pos.	School	Status
1	DANNY BRABHAM	LB	ARKANSAS	OILERS
2	Don Estes	T	Louisiana State	Cardinals
3	Jerry Cook	HB	Texas-Austin	OILERS
4	Lee Roy Caffey	LB	Texas A&M	Eagles
4a	Jerry Hopkins	C	Texas A&M	OILERS
5	Homer Jones	RB	Texas Southern	OILERS
5a	Don Chuy	T	Clemson	Rams
6	Lionel Aldridge	DE	Utah State	Packers
7	JOHNNY BAKER	LB	MISSISSIPPI STATE	OILERS
8	Jim Burson	HB	Auburn	Cardinals
9	Ed Burke	T	Notre Dame	OILERS
10	Choice to Denver			
11	Tom Brown	G	Pittsburgh	
11a	Choice to Boston			
12	Choice to Oakland			
13	Choice to Oakland			
13a	Dennis Ward	G	Oklahoma	OILERS
*14	DON TRULL	QB	BAYLOR	OILERS
15	No choice			
*16	Rex Benson	T	Miami	Rams
17	Jerry Griffin	E	Louisiana Tech	
18	Paul Lea	HB	Oklahoma	OILERS
19	Bob Hoover	HB	Florida	Vikings
20	Wayne Lee	C	Oklahoma	
*21	STALEY FAULKNER	T	TEXAS-AUSTIN	OILERS
22	Sam Byer	LB	Texas A&M	DNP
23	Gene Raesz	E	Rice	Canada
24	Bob Burton	T	Grambling	
25	Gary Kaltenbach	T	Pittsburgh	Vikings
*26	Dave Thiesen	HB	Nebraska	Rams
*27	Al Hildebrand	T	Stanford	OILERS
*28	Tim Stein	C	Miami (Ohio)	
*29	Oliver Ross	T	West Texas State	49ers

*—Future Choices

1964

Round	Player	Pos.	School	Status
1	SCOTT APPLETON	DT	TEXAS-AUSTIN	OILERS
2	Charley Taylor	HB	Arizona State	Redskins
2a	Billy Truax	E	Louisiana State	Browns
3	Bobby Crenshaw	G	Baylor	Oilers
4	ODE BURRELL	HB	MISSISSIPPI STATE	OILERS
5	John Varnell	DT	West Texas State	OILERS
5a	SID BLANKS	HB	TEXAS A&I	OILERS
6	Dave Wilcox	DE	Oregon	49ers
7	Choice to Denver			
8	Ezell Seals	HB	Prairie View	OILERS
9	Jerry Burton	HB	Northwest Louisiana	Rams
10	SAMMY ODOM	LB	N. W. LOUISIANA	OILERS
11	Owen Dejanovich	G	Arizona State	OILERS
12	BENNY NELSON	DB	ALABAMA	OILERS
13	Choice to Kansas City			
*14	Ken Henson	C	Texas Christian	Rams
*15	Pat Crain	FB	Clemson	Bears
16	Bill Munson	QB	Utah State	Rams
*17	Dick Leeuwenburg	T	Stanford	Bears
*18	Bob Nichols	T	Stanford	Steelers

19	Carl Robinson	T	Prairie View	Vikings
20	PETE JAQUSS	DB	E. NEW MEXICO	OILERS
*21	Jerry Cole	E	Southwest Texas	OILERS
*22	Ed Kessler	FB	North Carolina	Steelers
*23	Jim Whitehead	T	Georgia	Bears
*24	John Garrett	LB	Oklahoma	Rams
*25	Dick Bowe	T	Rice	Eagles
*26	Alex Zenko	T	Kent State	Packers

1965

Round	Player	Pos.	School	Status
1	LAWRENCE ELKINS	E	BAYLOR	OILERS
2	Malcolm Walker	C	Rice	Cowboys
2a	Ralph Neely	T	Oklahoma	Cowboys
3	Ernie Koy	HB	Texas-Austin	Giants
4	BOBBY MAPLES	LB	BAYLOR	OILERS
5	Frank Molden	T	Jackson State	Steelers
6	Dennis Murphy	T	Florida State	Bears
7	No choice			
8	Ray Ogden	HB	Alabama	Cardinals
8a	Roy Hilton	LB	Jackson State	Colts
9	GEORGE KINNEY	DT	WILEY	OILERS
10	MAXIE WILLIAMS	G	S. E. LOUISIANA	OILERS
11	Trade to Oakland			
12	Bob Reed	G	Tennessee State	Redskins
13	Bob Felts	HB	Florida A&M	Colts
14	NORMAN EVANS	T	TEXAS CHRISTIAN	OILERS
15	Tony Guillory	LB	Lamar Tech	Rams
16	Junior Coffey	RB	Washington	Packers
17	Jim Grisham	FB	Oklahoma	Vikings
18	Russ Mundy	FB	West Texas State	OILERS
18a	Russell Wayt	LB	Rice	Cowboys
19	Frank Fox	T	Sam Houston State	OILERS
20	Gus Brezina	G	Houston	

1965 Redshirts

Round	Player	Pos.	School	Status
1	Donny Anderson	HB	Texas Tech	Packers
2	GLEN RAY HINES	T	ARKANSAS	OILERS
3	Mike Shinn	E	Kansas	Packers
4	Ollie Cordill	QB	Memphis State	Browns
5	Jerry Crumpler	T	Missouri	
6	Traded to Oakland			
7	Leo Lowery	FB	Texas Tech	OILERS
8	Len Sears	T	South Carolina	OILERS
9	Tom Bleick	HB	Georgia Tech	Colts
10	George Hafner	QB	McNeese State	Colts
*11	Bill Anderson	QB	Tulsa	Rams
12	Harlan Lane	E	Baylor	Cardinals

*—Traded to Miami for rights to Ron Caveness, LB, Arkansas and signed Caveness.

1966

Round	Player	Pos.	School	Status
1	Tommy Nobis	LB	Texas-Austin	Falcons
2	Stan Hindman	G	Mississippi	49ers
3	GEORGE RICE	DT	LOUISIANA STATE	OILERS
4	GEORGE ALLEN	T	WEST TEXAS STATE	OILERS
5	HOYLE GRANGER	FB	MISSISSIPPI STATE	OILERS
6	Dave Long	E	Iowa	Cardinals
7	Hartwell Menefee	DB	New Mexico State	OILERS
8	Dan Bland	DB	Mississippi State	49ers
9	Dick Suffell	DB	Southwest Texas	OILERS
10	Wilbur Aylor	G	Southwest Texas	OILERS
11	MONTY LEDBETTER	E	N. W. LOUISIANA	OILERS
12	Harry Day	E	Memphis State	OILERS
13	Fred Zimmerman	LB	Toledo	Falcons
14	Butch Lince	T	North Dakota	Eagles
15	Tommy Dillard	T	Austin Peay	OILERS
16	Steve Smith	E	Michigan	49ers
17	Lyle Loebach	T	Simpson	49ers
18	Ed Buzzell	QB	Ottawa	OILERS
19	Frank Fuller	T	Drake	OILERS
20	Dave Odegaard	T	Bemidji State	OILERS

1966 Redshirts

Round	Player	Pos.	School	Status
1	Tom Fisher	LB	Tennessee	Deceased
2	Tim Van Galder	QB	Iowa State	Cardinals
3	Ralph Dunlop	T	Baylor	Lions
4	Bill Davis	QB	Lamar Tech	Rams
5	Richard Glover	T	Virginia State	
6	John Gary	T	Grambling	Colts
7	Clyde Pettaway	T	No. Carolina A&T	
8	Roger Marshall	QB	Baylor	DNP
9	Lee Garner	LB	Mississippi	Colts
10	Dan Goich	T	California	Cardinals
11	Charles Arkwright	T	Georgia	OILERS

1967

Round	Player	Pos.	School	Status
1	GEORGE WEBSTER	LB	MICHIGAN STATE	STARTER (All-Pro)
1a	TOM REGNER	G	NOTRE DAME	STARTER
2	BOB DAVIS	QB	VIRGINIA	SQUAD
2a	ROY HOPKINS	RB	TEXAS SOUTHERN	SQUAD
3	LARRY CARWELL	CB	IOWA STATE	SQUAD
4	CAREL STITH	DT	NEBRASKA	SQUAD
5	PETE JOHNS	S	TULANE	SQUAD
5a	WILLIE PARKER	DT	ARKANSAS AM&N	STARTER
5b	ZEKE MOORE	CB	LINCOLN	SQUAD
6	PETE BARNES	LB	SOUTHERN	SQUAD
7	ED CARRINGTON	TE	VIRGINIA SIGNED LATE	(Cab)
8	JOHNNY BRUNSON	RB	BENEDICT	INJURED (Cab)
8a	Sharon Washington	WR	Northeast Missouri	Cut
9	KEN HOUSTON	S	PRAIRIE VIEW	STARTER
10	WOODY CAMPBELL	RB	NORTHWESTERN	STARTER
10a	Tim Sheehan	C	Stanford	Cut
11	Harold Decker	DE	Kalamazoo	Cut
12	Traded to Buffalo			
13	Traded to Buffalo			
14	Henry Hailstock	G	Lincoln	Cut
15	MARVIN McQUEEN	LB	MISSISSIPPI ARMY	(Cut in '68)
16	Rex Keeling	K	Samford	Cut
17	Larry Lee	WR	Texas A&M	DNP

1968

Round	Player	Pos.	School	Status
1	Traded to Kansas City			
2	MAC HAIK	WR	MISSISSIPPI	STARTER
3	ELVIN BETHEA	DE	N. CAROLINA A&T	STARTER
4	JIM BEIRNE	WR	PURDUE	STARTER
5	Bob Longo	TE	Pittsburgh	Cut
6	Traded to Cincinnati			
7	Paul Toscano	DB	Wyoming	Cut
8	Traded to New York			
9	BOB ROBERTSON	T	ILLINOIS	SQUAD
9a	Traded to Miami			
10	JOE PEACE	LB	LOUISIANA TECH	(Cab)
10a	TOM DOMRES	DT	WISCONSIN	STARTER
11	BILL HALLEY	TE	LA VERNE	INJURED (Cab)
12	Barry Lischner	RB	Missouri	Cut
13	JIM DOUSAY	RB	LOUISIANA ST.	INJURED (Cab)
14	RICH STOTTER	LB	HOUSTON	SQUAD
15	Traded to San Diego			
16	BOB SMITH	S	MIAMI (Ohio)	SQUAD
17	BILLY ALSBROOK	DB	N. CAROLINA COLLEGE	ARMY

1969

Round	Player	Pos.	School	Status
1	RON PRITCHARD	LB	ARIZONA STATE	SQUAD
2	JERRY LeVIAS	WR	S. METHODIST	STARTER
3	ELBERT DRUNGO	T	TENNESSEE STATE	SQUAD
3a	RICH JOHNSON	RB	ILLINOIS	SQUAD
4	CHARLIE JOINER	WR	GRAMBLING	SQUAD
4a	ROY GERELA	Ki	N. MEXICO STATE	STARTER
5	JOHNNY PEACOCK	S	HOUSTON	STARTER
6	Willie Grate	WR	South Carolina State	Cut
7	MIKE RICHARDSON	RB	S. METHODIST	SQUAD
8	GLENN WOODS	DT	PRAIRIE VIEW	SQUAD (Cab)
9	ED WATSON	LB	GRAMBLING	SQUAD (Cab)
10	Joe Pryor	TE	Boston College	Cut
10a	BOB NAPONIC	QB	ILLINOIS	CAB
11	Terry May	DE	Southern Methodist	Cut
12	George Resley	DT	Texas A&M	Cut
13	Richard Pickens	RB	Tennessee	Cut
14	Roy Don Reeves	DB	South Carolina	Cut
15	John Tyszkiewicz	G	Chattanooga	DNP
16	LOYD WAINSCOTT	LB	TEXAS-AUSTIN	SQUAD
17	HANK AUTRY	C	S. MISSISSIPPI	SQUAD

1970

Round	Player	Pos.	School	Status
1	DOUG WILKERSON	G	NO. CAROLINA CENTRAL	
2	LEO BROOKS	DT	TEXAS-AUSTIN	SQUAD
2a	Bill Dusenbury	RB	J. C. Smith	Cut
3	Traded to Cleveland			
4	SPIKE JONES	P	GEORGIA	STARTER
5	RON SAUL	G	MICHIGAN STATE	SQUAD
5a	Ed Duley	DT	Northern Arizona	Cut
6	BENNY JOHNSON	CB	J. C. SMITH	SQUAD
7	Charles Olson	S	Concordia (Minn)	Cut
8	Mike McClish	T	Wisconsin	DNP
9	CHARLES BLOSSOM	DE	TEXAS SOUTHERN	CAB
10	JOE DAWKINS	RB	WISCONSIN	STARTER
11	Robert Morris	C	Duke	Cut
12	Richard Dawkins	TE	J. C. Smith	Cut
13	JESS LEWIS	LB	OREGON STATE	SQUAD
14	Claire Rasmussen	T	Wisconsin St. (Osh)	Cut
15	Dave Sharp	T	Stanford	Cut
16	No Choice			
17	Julian Fagan	P	Mississippi	Cut

1971

Round	Player	Pos.	School	Status
1	DAN PASTORINI . . .	QB	SANTA CLARA	STARTER
2	Traded to New Orleans			
3	LYNN DICKEY . . .	QB	KANSAS STATE	SQUAD
4	Larron Jackson . . .	T	Missouri	Traded to Denver
5	WILLIE ARMSTRONG . . .	RB	GRAMBLING	INJURED (Cab)
6	WILLIE ALEXANDER . . .	CB	ALCORN A&M	STARTER
7	PHIL CROYLE . . .	LB	CALIFORNIA (Berk)	SQUAD
7a	Larry Watson	T	Morgan State	Cut
8	Traded to Denver			
9	FLOYD RICE	LB	ALCORN A&M	STARTER
10	Russell Price	DE	N. Carolina Central	Tr. to Miami
11	MACON HUGHES	WR	RICE	INJURED (Cab)
12	John Thompson	G	Minnesota	Cut
13	Joe Hoing	G	Arkansas Tech	Cut
14	Dick Adams	DB	Miami (Ohio)	Cut
15	ANDY HOPKINS	RB	S. F. AUSTIN	SQUAD
16	Moses Denson	RB	Maryland State	Canada
17	Calvin Fox	LB	Michigan State	Cut

1972

Round	Player	Pos.	School	Status
1	GREG SAMPSON	DT	STANFORD	SQUAD
2	Traded to New Orleans for Mike Tilleman			
3	LEWIS JOLLEY	RB	N. CAROLINA	SQUAD
3a	SOLOMON FREELON	G	GRAMBLING	STARTER
	(From Kansas City)			
4	Traded to St. Louis for Dave Olerich			
5	Traded to Denver for Cleo Johnson			
6a	Joe Bullard	DB	Tulane	Cut
6b	Elmer Allen	G	Mississippi	Cut
7	Eric Hutchinson	DB	Northwestern	Cut
8	GUY ROBERTS	LB	MARYLAND	SQUAD
9	Willie Postler	T	Montana	Canada
10a	RHETT DAWSON	WR	FLORIDA STATE	SQUAD
10b	Jim Butler	TE	Tulsa	Cut
11	Ron Evans	T	Baylor	DNP
12	WILLIE RODGERS	RB	JACKSON STATE	SQUAD
13	Willie Roberts	DB	Houston	Cut
14	Gary Crockett	C	Lamar University	Cut
15	Traded to Pittsburgh for Worthy McClure			
16	GUY MURDOCK	C	MICHIGAN	STARTER
17	Kelly Cochrane	QB	Miami (Fla)	Cut

1973

Round	Player	Pos.	School	Status
1	JOHN MATUSZAK	DT	TAMPA	Traded
1a	GEORGE AMUNDSON	RB	IOWA STATE	SQUAD
	(from Atlanta for Mike Tilleman)			
2	Traded to New Orleans for Mike Tilleman			
3	Traded to Baltimore for Bill Curry			
4	GREGG BINGHAM	LB	PURDUE	STARTER
5	Edesel Garrison	WR	Southern California	Cut
6	Ron Mayo	TE	Morgan State	Cut 2nd Year
7	Shelby Jordan	T	Washington-St.L.	Cut
8	Joe Blahak	DB	Nebraska	Cut 2nd Year
9	Mark Williams	Ki	Rice	Cut
10	Darrel Vaughan	DT	Northern Colorado	Cut
11	Larry Eaglin	CB	S. F. Austin	Cut 2nd Year
12	BRAD LYMAN	WR	UCLA	INJURED
13	Willie Martin	G	Northeastern Oklahoma	Cut
14	RON LOU	C	ARIZONA STATE	SQUAD
15	Roger Goree	LB	Baylor	Cut
16	Tim Dameron	WR	East Carolina	Cut
17	Randy Braband	LB	Texas-Austin	Cut

1974

Round	Player	Pos.	School	Status
1	Traded to Dallas for Tody Smith and Billy Parks			
2	Traded to Buffalo for Al Cowlings			
3	Traded to Dallas for Tody Smith and Billy Parks			
4	Steve Manstedt	LB	Nebraska	WFL
5	Traded to Washington for Alvin Haymond			
6	Traded to New Orleans for James Ford			
6b	Booker Brown	G	USC	WFL
	(from Los Angeles for Bob Crum)			
7	Leonard Fairley	DB	Alcorn A&M	Cut
8	Mike McCoy	DB	Western Kentucky	Cut
9	Traded to New England for Steve Kiner			
10	Traded to New Orleans for James Ford			
11	STEVE TAYLOR	C	AUBURN	INJURED
12	Rickey Brown	LB	Florida	Cut
13	Dan Dixon	G	Boise State	WFL
14	Traded to Buffalo for Levert Carr			
15	BILLY JOHNSON	Sp	WIDENER	STARTER
16	Matthew Williams	RB	N. E. Louisiana	Cut
17	Bill Hedge	T	N. W. Missouri State	Cut

1975

Round	Player	Pos.	School	Status
1	ROBERT BRAZILE	LB	JACKSON STATE	STARTER
1a	DON HARDEMAN	RB	TEXAS A&I	STARTER
2	EMMETT EDWARDS	WR	KANSAS	STARTER
3	Traded to Atlanta for Duane Benson			
4	Traded to Dallas for Mike Montgomery			
5	Traded to Oakland for Tommy Maxwell			
6	Jesse O'Neal	DE	Grambling	Cut
7	Mike Biehle	OT	Miami (Ohio)	Cut
7a	MARK COTNEY	DB	CAMERON STATE	Traded
8	Jerry Lawrence	DT	South Dakota State	Cut
9	Bob Bruer	TE	Mankato State	Cut
10	ALAN PRINGLE	Ki	RICE	Traded
11	JOHN SAWYER	TE	S. MISSISSIPPI	SQUAD
12	Willie Miller	WR	Colorado State	Cut
13	Ricky Scales	WR	Virginia Tech	Cut
14	Jody Medford	OG	Rice	Cut
15	Jack Holmes	RB	Texas Southern	Cut
16	Ken Lambert	DB	Virginia Tech	Cut
17	RICKY SEEKER	C	TEXAS A&M	SQUAD

1976

Round	Player	Pos.	School	Status
1	Traded to San Francisco for Vic Washington.			
2	MIKE BARBER	TE	LOUISIANA TECH	SQUAD*
3	Traded to Kansas City; part of Curley Culp trade.			
4	Traded to Oakland to complete Tommy Maxwell trade.			
4	Steve Largent	WR	Tulsa	Traded
5	Traded to Kansas City in Elmo Wright deal.			
6	Todd Simonsen	T	South Dakota State	Cut
7	Traded to New England in Bob Adams trade.			
7	LARRY HARRIS	T	OKLAHOMA STATE	SQUAD*
8	BOBBY SIMON	T	GRAMBLING	SQUAD*
9	ART STRINGER	LB	BALL STATE	SQUAD*
10	Steve Kincannon	QB	Humboldt State	Cut
11	Skip Walker	RB	Texas A&M	Cut
12	Larry Bell	DT	E. Texas St.	Cut
13	Danny O'Rourke	WR	Colorado State	Cut
14	John Reimer	T	Wisconsin	Cut
15	Bobby Byars	DT	Cheney State	Cut
16	Claude Johnson	LB	Florida A&M	Cut
17	Allen Misher	WR	LSU	Cut

* Injured reserved in 1976

1977

Round	Player	Pos.	School	Status
1	Morris Townes	T	Missouri	_____
2	George Reihner	G	Penn State	_____
3	Traded to San Francisco completing Vice Washington trade.			
3a	Tim Wilson	RB	Maryland	_____
	(Choice from Green Bay in Lynn Dickey trade)			
3b	Jimmy Giles	TE	Alcorn State	_____
	(Choice from Miami in Ken Ellis trade)			
3c	Rob Carpenter	RB	Miami, Ohio	_____
	(Choice from Oakland via Buffalo in Emmett Edwards trade.)			
4	Traded to Kansas City for Elmo Wright.			
4	Warren Anderson	WR	West Virginia St.	_____
	(Choice from San Diego via Miami in Ken Ellis trade)			
5	Choice forfeited.			
6	Gary Woolford	DB	Florida State	_____
6a	David Carter	C	Western Kentucky	_____
	(Choice from New England for past considerations)			
7	Traded to New York Giants for Joe Dawkins.			
8	Steve Davis	WR	Georgia	_____
	(Choice from Seattle in Steve Largent trade)			
8a	Eddie Foster	WR	Houston	_____
9	Bill Currier	DB	South Carolina	_____
10	Harvey Hull	LB	Mississippi St.	_____
11	Al Romano	LB	Pittsburgh	_____
12	Ove Johansson	K	Abilene Christian	_____

ALL-PRO OILERS

1960

Offense: Bill Groman, WR; Rich Michael, OT; Dave Smith, FB.
Defense: None.

1961

Offense: Charles Hennigan, WR; Al Jamison, OT; George Blanda, QB; Billy Cannon, HB.
Defense: Don Floyd, DE; Tony Banfield, CB.

1962

Offense: Charles Hennigan, WR; Bob Talamini, OG.
Defense: Don Floyd, DE; Tony Banfield, CB.

1963

Offense: Bob Talamini, OG.
Defense: Freddy Glick, S.

1964

Offense: Charles Hennigan, WR; Bob Talamini, OG.
Defense: Freddy Glick, S.

1965

Offense: Willie Frazier, TE; Bob Talamini, OG.
Defense: None.

1966

Offense: Bob Talamini, OG.
Defense: None.

1967

Offense: Bob Talamini, OG; Walt Suggs, OT.
Defense: Pat Holmes, DE; Miller Farr, CB; George Webster, LB.
George Webster chosen Rookie of the Year.

1968

Offense: None.
Defense: George Webster, LB; Miller Farr, CB.

1969

Offense: None.
Defense: George Webster, LB.

1970

Offense: Alvin Reed, TE.
Defense: None.

1971

Offense: None.
Defense: Ken Houston, S.

1972

Offense: None.
Defense: Ken Houston, S.

1973

Offense: None.
Defense: Elvin Bethea, DE.

1974

Offense: None.
Defense: Elvin Bethea, DE.

1975

Offense: None.
Defense: Elvin Bethea, DE; Curley Culp, MG.
Robert Brazile was chosen NFL Defensive Rookie of the Year. Curley Culp was chosen NEA's NFL Defensive Player of the Year.

1976

Offense: None.
Defense: Robert Brazile, LB; Curley Culp, MG.

OILER LEADERS BY YEARS

PASSING

Year	Player	Att	Comp	Yards	Pct	Int	TD	Avg League	
								Att	Rank
'60	George Blanda	363	169	2413	.466	22	25	6.7	7
'61	George Blanda	362	187	3330	.517	22	36	9.2	1
'62	George Blanda	418	197	2810	.471	42	27	6.7	4
'63	George Blanda	423	224	3003	.529	25	24	7.0	5
'64	George Blanda	505	262	3282	.519	27	17	6.4	3
'65	George Blanda	442	186	2542	.421	30	20	5.8	8
'66	George Blanda	271	122	1764	.450	21	17	6.4	5
'67	Pete Beathard	231	94	1114	.407	14	9	4.8	9
'68	Pete Beathard	223	105	1559	.471	16	7	6.9	8
'69	Pete Beathard	370	180	2455	.486	21	10	6.4	8
'70	Charley Johnson	281	144	1652	.512	12	7	5.9	10
'71	Dan Pastorini	270	127	1702	.470	21	7	6.3	12
'72	Dan Pastorini	299	144	1711	.482	11	7	5.7	12
'73	Dan Pastorini	290	154	1482	.531	17	5	5.1	11
'74	Dan Pastorini	247	140	1571	.567	10	10	6.4	5
'75	Dan Pastorini	342	163	2053	.477	16	14	6.0	18
'76	Dan Pastorini	309	167	1785	.535	10	10	5.7	15

RUSHING

Year	Player	TC	Yards	Avg.	LG	TD	League
							Rank
1960	Billy Cannon (R)	152	644	4.2	39	1	3
1961	Billy Cannon	200	948	4.7	61t	6	1
1962	Charles Tolar	244	1012	4.1	25	7	3
1963	Charles Tolar	194	659	3.4	33	3	6
1964	Sid Blanks	145	756	5.2	91t	6	4
1965	Ode Burrell	130	528	4.1	63	3	9
1966	Ode Burrell	122	406	3.3	45	0	11
1967	Hoyle Granger	236	1194	5.1	67t	6	2
1968	Hoyle Granger	202	848	4.2	47	7	4
1969	Hoyle Granger	186	740	4.0	23	3	3
1970	Joe Dawkins (R)	124	517	4.2	49t	2	14
1971	Robert Holmes	112	323	2.9	31	4	26
1972	Fred Willis	134	461	3.4	43	0	24
1973	Fred Willis	171	579	3.4	25	4	30
1974	Willie Rodgers	122	413	3.4	20	5	40
1975	Ronnie Coleman	175	790	4.5	46t	5	15
1976	Ronnie Coleman	171	684	4.0	39	2	24

RECEIVING

Year	Player	No.	Yards	Avg.	TD	LG	League
							Rank
1960	Bill Groman (R)	72	1473	20.5	12	80t	2
1961	Charles Hennigan	82	1746	21.3	12	80t	2
1962	Charles Hennigan	54	867	16.1	8	75t	6
1963	Charles Hennigan	61	1051	17.2	10	83t	3
1964	Charles Hennigan	101	1561	15.5	8	53t	1
1965	Ode Burrell	55	650	11.8	4	52t	4
1966	Charles Frazier	57	1129	19.8	12	79t	4
1967	Hoyle Granger	31	300	9.6	3	43	17
1968	Alvin Reed	46	747	16.2	5	60	9
1969	Alvin Reed	51	664	13.0	2	43	4
1970	Alvin Reed	47	604	12.9	2	34	4
1971	Jim Beirne	38	550	14.5	1	40	16
1972	Fred Willis	45	297	6.6	2	27	7
1973	Fred Willis	57	371	6.5	1	50	3
1974	Ken Burrough	36	492	13.7	2	51	35
1975	Ken Burrough	53	1063	20.1	8	77t	7
1976	Ken Burrough	51	932	18.2	7	69	17

PUNT RETURNS

Year	Player	No.	Yards	Avg.	TD	LG
1960	Billy Cannon (R)	4	96	24.0	0	51
	Kenneth Hall (R)	6	72	12.0	0	27
1961	Billy Cannon	9	70	7.8	0	20
	Claude King (R)	8	55	6.9	0	23
1962	Bobby Jancik (R)	14	164	11.7	0	21
1963	Freddy Glick	19	171	9.0	0	22
	Bobby Jancik	13	145	11.2	0	56
1964	Bobby Jancik	14	220	15.7	1	82t
1965	Bobby Jancik	12	85	7.1	0	25
	Freddy Glick	7	44	6.3	0	13
1966	Bobby Jancik	10	62	6.2	0	28
	Ode Burrell	8	76	9.5	0	29
1967	Larry Carwell (R)	9	154	17.1	0	54
	Zeke Moore (R)	5	82	16.4	0	46
1968	Larry Carwell	26	207	8.0	0	32
	Sid Blanks	22	179	8.1	0	39
1969	Jerry LeVias (R)	35	292	8.3	0	46
1970	Jerry LeVias	25	213	8.5	0	33
1971	Linzy Cole	14	107	7.6	0	31

1972	Ken Houston	25	148	5.9	0	33
1973	Alvin Haymond	13	101	7.8	0	44
	Jeff Severson	16	126	7.9	0	74
1974	Billy Johnson (R)	30	309	13.6	0	49
1975	Billy Johnson	40	612	15.3	3	83t
1976	Billy Johnson	39	397	10.2	0	46

KICKOFF RETURNS

Year	Player	No.	Yards	Avg.	TD	LG
1960	Ken Hall (R)	19	594	31.3	1	104t
1961	Billy Cannon	18	439	24.4	0	47
1962	Bobby Jancik (R)	24	726	30.3	0	61
1963	Bobby Jancik	45	1317	29.3	0	53
1964	Bobby Jancik	21	484	23.0	0	38
	Ode Burrell (R)	17	449	26.4	1	93t
1965	Bobby Jancik	18	430	23.9	0	43
1966	Bobby Jancik	34	875	25.7	0	53
1967	Zeke Moore (R)	14	405	28.9	1	92
	Bobby Jancik	16	349	21.8	0	49
1968	Zeke Moore	32	787	24.6	0	45
1969	Jerry LeVias (R)	38	940	24.7	0	87
1970	Jerry LeVias	26	598	23.0	0	37
1971	Linzy Cole	32	834	26.1	0	45
1972	Willie Rodgers (R)	17	335	19.7	0	31
1973	Bob Gresham	27	723	26.8	1	103t
	Alvin Haymond	28	703	25.1	0	47
1974	Billy Johnson (R)	29	785	27.1	0	67
1975	Billy Johnson	33	798	24.2	1	81t
1976	Billy Johnson	26	579	22.2	0	53

PRO BOWL OILERS

1970

Ken Houston, S; Zeke Moore, CB

1971

Elvin Bethea, DE; Ken Houston, S

1972

Elvin Bethea, DE; Ken Houston, S

1973

Elvin Bethea, DE

1974

Elvin Bethea, DE

1975

Elvin Bethea, DE; Curley Culp, MG

Billy Johnson, Return Specialist

Ken Burrough, WR; Dan Pastorini, QB

Billy Johnson was named MVP in the Pro Bowl Game

1976

Curley Culp, MG; Robert Brazile, OLB

OILER OWNER K.S. "BUD" ADAMS AFTER SIGNING BETHEA (WHO WAS PLAYING OUT HIS OPTION) LATE IN THE SEASON:

"To be honest, the reason Elvin changed his mind about leaving is because we went into this cattle business together. Elvin figured he'd better stick around and protect his part of it."

HOUSTON OILERS'

ALL-TIME ROSTER, 1960 - 76

PLAYER	POS.	SCHOOL	YEARS AS OILER	
Ildridge, Allen	DE	Prairie View	1971-72	(2)
Alexander, Willie	CB	Alcorn A&M	1971-76	(6)
Allen, Dalva	DE	Houston	1960-61	(2)
Allen, George	DT	West Texas State	1966-67	(2)
Auston, Mack	TE	Maryland State	1973-76	(4)
Bundson, George	RB	Iowa State	1973-74	(2)
Anderson, Billy	QB	Tulsa	1967	(1)
Appleton, Scott	DT	Texas-Austin	1964-66	(3)
Chason, Jack	TE	Western Illinois	1960	(1)
Calkins, Bob	FS	Grambling	1970-75	(6)
Cutry, Hank	C	So. Mississippi	1969-70	(2)
Abb, Gene	LB	Austin College	1962-63	(2)
Aker, Johnny	LB	Mississippi State	1963-66	(4)
Aker, Ed	QB	Lafayette	1972	(1)
Aker, Melvin	WR	Texas Southern	1976	(1)
Atanfield, Tony	CB	Oklahoma State	1960-65	(6)
Barnes, Pete	LB	Southern	1967-68	(2)
Bass, Glenn	WR	East Carolina	1967-68	(2)
Beathard, Pete	QB	So. California	1967-69	(3)
Beams, Byron	DT	Notre Dame	1961	(1)
Beck, Braden	Ki	Stanford	1971	(1)
Beirne, Jim	WR	Purdue	1968-73, 75-76	(8)
Belotti, George	C	So. California	1960-61	(2)
Benson, Duane	LB	Hamline	1974-76	(3)
Bergey, Bruce	DT	U.C.L.A.	1971	(1)
Bethea, Elvin	DE	No. Carolina A&T	1968-76	(9)
Beverly, David	P	Auburn	1974	(1)
Billingsley, Ron	DT	Wyoming	1971-72	(2)
Bingham, Gregg	LB	Purdue	1973-76	(4)
Bishop, Sonny	G	Fresno State	1964-69	(6)
Blahak, Joe	FS	Nebraska	1973	(1)
Blanda, George	QB	Kentucky	1960-66	(7)
Blanks, Sid	RB	Texas A&I	1964-68	(5)
Botchan, Ron	LB	Occidental	1961	(1)
Boyette, Garland	LB	Grambling	1966-72	(7)
Brabham, Danny	LB	Arkansas	1963-67	(5)
Brazile, Robert	LB	Jackson State	1975-76	(2)
Brezina, Bobby	RB	Houston	1963	(1)
Broadnax, Jerry	TE	Southern	1974	(1)
Brooks, Leo	DT	Texas-Austin	1970-72	(3)
Brown, Don	RB	Houston	1960	(1)
Burke, Ed	G	Notre Dame	1964	(1)
Burrell, Ode	RB	Mississippi State	1964-69	(6)
Burrough, Ken	WR	Texas Southern	1971-76	(6)
Burton, Al	DE	Bethune-Cookman	1976	(1)
Butler, Jim	TE	Tulsa	1972	(1)
Butler, Skip	Ki	Texas-Arlington	1972-76	(5)
Campbell, Woody	RB	Northwestern	1967-71	(5)
Cannon, Billy	RB	Louisiana State	1960-63	(4)
Carr, Levert	T	No. Central State	1972-73	(2)
Carrell, John	LB	Texas Tech	1966	(1)
Carrington, Ed	TE	Virginia	1969	(1)
Carroll, Ronnie	G	Sam Houston State	1974-75	(2)
Carson, John	TE	Georgia	1960	(1)
Carwell, Larry	CB	Iowa State	1967-68	(2)
Caveness, Ron	LB	Arkansas	1966-68	(3)
Chancellor, Ken	C	Houston	1964	(1)
Charles, John	SS	Purdue	1971-74	(4)
Cheek, Richard	G	Auburn	1972	(1)
Cheeks, B. W.	RB	Texas Southern	1965	(1)
Cindrich, Ralph	LB	Pittsburgh	1973-75	(3)
Cline, Doug	LB	Clemson	1960-66	(7)
Cochrane, Kelly	QB	Miami (Fla.)	1972	(1)
Cole, Linzy	WR	Texas Christian	1971	(1)
Coleman, Ronny	RB	Alabama A&M	1974-76	(3)
Compton, Dick	WR	McMurry	1965	(1)
Cotney, Mark	SS	Cameron State	1975	(1)
Cowlings, Al	LB	So. California	1973-74	(2)
Craig, Dobie	WR	Howard Payne	1964	(1)
Croyle, Phil	LB	California-Berk.	1971-73	(3)
Culp, Curley	MG	Arizona State	1974-76	(3)
Culpepper, Ed	DT	Alabama	1962-63	(2)
Cunningham, Dick	LB	Arkansas	1973	(1)
Curry, Bill	C	Georgia Tech	1973	(1)
Cutsinger, Gary	DE	Oklahoma State	1962-68	(7)
Darby, Al	WR	Florida	1976	(1)
Davidson, Pete	WR	The Citadel	1960	(1)
Davis, Bob	QB	Virginia	1967-69	(3)
Davis, Donnie	TE	Southern	1970	(1)
Davis, Marvin	LB	Southern	1974	(1)
Dawkins, Joe	RB	Wisconsin	1970, 76	(2)
Dawson, Rhett	WR	Florida State	1972	(1)
Dewveall, Willard	TE	Southern Methodist	1961-64	(4)
Dickey, Lynn	QB	Kansas State	1971-75	(5)
Dickinson, Bo	RB	Miss. Southern	1963	(1)
Domres, Tom	DT	Wisconsin	1968-71	(4)
Douglas, John	CB	Texas Southern	1969-70	(2)
Drungo, Elbert	T	Tennessee State	1969-76	(8)
Dukes, Mike	LB	Clemson	1960-63	(4)

Eaglin, Larry	CB	S. F. Austin	1973
Edwards, Emmett	WR	Kansas	1975
Elkins, Lawrence	WR	Baylor	1965-68
Evans, Norman	T	Texas Christian	1965
Fairley, Leonard	S	Alcorn A&M	1974
Farr, Miller	CB	Wichita State	1967-69
Faulkner, Staley	T	Texas-Austin	1964
Fanning, Stan	DE	Idaho	1964
Fanucci, Mike	DE	Arizona State	1973
Ferguson, Gene	T	Norfolk State	1971-72
Fisher, Ed	G	Arizona State	1974-76
Floyd, Don	DE	Texas Christian	1960-68
Foot, James	QB	Delaware Valley	1974/76
Fowler, Jerry	G	N. W. Louisiana	1964
Frazier, Charles	WR	Texas Southern	1962-68
Frazier, Wayne	C	Auburn	1965
Frazier, Willie	TE	Arkansas AM&N	1964-65/71/75
Freelon, Solomon	G	Grambling	1972-74
Frey, Dick	G	Texas A&M	1961
Frongillo, John	C	Baylor	1962-66
Funchess, Tom	T	Jackson State	1971-73
Gerela, Roy	Ki	New Mexico State	1969-70
Germany, Willie	SS	Morgan State	1975
Glick, Freddy	FS	Colorado State	1961-66
Goode, Tom	C	Mississippi State	1962-65
Goodman, Brian	G	U.C.L.A.	1973-74
Gordon, Bobby	FS	Tennessee	1960
Granger, Hoyle	RB	Mississippi State	1966-70/72
Grant, Wes	DT	U.C.L.A.	1973
Gray, Ken	G	Howard Payne	1970
Greaves, Gary	DE	Miami (Fla.)	1960
Green, Dave	P	Ohio	1973
Gresham, Bob	RB	West Virginia	1973-74
Groman, Bill	WR	Heidelberg	60-62; 66
Gruneisen, Sam	C	Villanova	1973
Guy, Buzz	G	Duke	1961
Guidry, Paul	LB	McNeese State	1973
Guzik, John	LB	Pittsburgh	1961
Hadl, John	QB	Kansas	1976
Hark, Mac	WR	Mississippi	1968-71
Hall, Ken	RB	Texas A&M	1960-61
Hardeman, Don	RB	Texas A&I	1975-76
Hargett, Edd	QB	Texas A&M	1973
Harvey, Claude	LB	Prairie View	1970-71
Harvey, Jim	G	Mississippi	1972
Havig, Dennis	G	Colorado	1976
Hawkins, Nat	WR	Nevada-Las Vegas	1975
Hayes, Jim	DT	Jackson State	1965-66
Hayman, Conway	G	Delaware	1975-76
Haymond, Alvin	S	Southern	1973
Helluin, Jerry	DT	Tulane	1960
Hennigan, Charles	WR	N. W. Louisiana	1960-66
Herchman, Bill	DT	Texas Tech	1962
Hicks, W. K.	CB	Texas Southern	1964-69
Highsmith, Walter	T	Florida A&M	1972
Hines, Glen Ray	T	Arkansas	1966-70
Hinton, Eddie	WR	Oklahoma	1973
Hoaglin, Fred	C	Pittsburgh	1974-75
Hoffman, Dalton	RB	Baylor	1964
Holigan, Henry	RB	Bishop College	1963
Holmes, Pat	DE	Texas Tech	1966-72
Holmes, Robert	RB	Southern	1971/75
Hopkins, Andy	RB	S. F. Austin	1971
Hopkins, Roy	RB	Texas Southern	1967-71
Houston, Ken	SS	Prairie View	1967-72
Humphrey, Buddy	QB	Baylor	1966
Hunt, Calvin	C	Baylor	1972-73
Hunt, Kevin	T	Doane (Neb.)	1973-76
Husmann, Ed	DT	Nebraska	1961-65
Jackson, Bob	RB	New Mexico State	1964
Jacobs, Ray	DT	Howard Payne	1963
Jamison, Al	T	Colgate	1960-62
Jancik, Bobby	S	Lamar Tech	1962-67
Jaquess, Pete	CB	E. New Mexico	1964-65
Jenkins, Al	G	Morris Brown	1973
Johns, Pete	S	Tulane	1967-69
Johnson, Al	FS	Cincinnati	1972-74
Johnson, Benny	CB	J. C. Smith	1970-73
Johnson, Billy	WR	Widener	1974-76
Johnson, Charley	QB	New Mexico State	1970-71
Johnson, John H.	RB	Arizona State	1966
Johnson, Rich	RB	Illinois	1969
Johnston, Mark	CB	Northwestern	1960-63
Joiner, Charlie	WR	Grambling	1969-72
Jolley, Lewis	RB	North Carolina	1972-73
Jones, Gene	CB	Rice	1961
Jones, Harris	G	J. C. Smith	1973-74
Jones, Spike	P	Georgia	1970
Jones, Willie	DE	Kansas State	1967
Kelly, Bob	DT	New Mexico State	1961-63
Kendall, Chuck	S	U.C.L.A.	1960
Kerbow, Randy	WR	Rice	1963-64
Kinderman, Keith	RB	Florida State	1963
Kiner, Steve	LB	Tennessee	1974-76
King, Claude	RB	Houston	1961

Ginney, George	DE	Wylie	1965	(1)
Gotz, Jack	T	Penn Military	1964	(1)
Jadd, Ernie	DT	Grambling	1966-67	(2)
Janphear, Dan	DE	Wisconsin	1960/62	(2)
Jaraway, Jack	LB	Purdue	1961	(1)
Jee, Jacky	QB	Cincinnati	1960-63/66-67	(6)
Jedbetter, Monte	WR	N. W. Louisiana	1967	(1)
LeMoine, Jim	G	Utah State	1968-69	(2)
LeVias, Jerry	WR	Southern Methodist	1969-70	(2)
Lewis, Jess	LB	Oregon State	1970	(1)
Lewis, Richard	LB	Portland State	1972	(1)
Little, John	MG	Oklahoma State	1975-76	(2)
Lou, Ron	C	Arizona State	1972-73; 76	(3)
Lumpkin, Ron	CB	Arizona State	1975	(1)
Majors, Joe	DB	Florida State	1960	(1)
Maple, Bobby	C	Baylor	1965-70	(6)
Marcontell, Ed	G	Lamar Tech	1967	(1)
Marshall, Rich	DT	S. F. Austin	1967-68	(2)
Matuszak, John	DT	Tampa	1973	(1)
Mauck, Carl	C	Southern Illinois	1975-76	(2)
Maxwell, Tommy	FS	Texas A&M	1974	(1)
Mayes, Ben	DT	Drake	1969	(1)
Mayo, Ron	TE	Morgan State	1973	(1)
McCanless, Jim	G	Clemson	1960	(1)
McCollum, Bubba	MG	Kentucky	1974	(1)
McConnell, Brian	LB	Michigan	1973	(1)
McDaniel, Wahoo	LB	Oklahoma	1960	(1)
McDole, Ron	DE	Nebraska	1962	(1)
McFadin, Bud	DT	Texas-Austin	1964-65	(2)
McLeod, Bob	TE	Abilene Christian	1961-65	(6)
McNeil, Clifton	WR	Grambling	1973	(1)
Meredith, Dudley	DT	Lamar Tech	1963/68	(2)
Meyer, John	LB	Notre Dame	1966-67	(2)
Michael, Rich	T	Ohio State	1960-66	(7)
Miller, Bill	DT	N. Mex. Highlands	1962	(1)
Miller, Ralph	G	Alabama State	1972-73	(2)
Milstead, Charles	QB	Texas A&M	1960-61	(2)
Mitchell, Leroy	CB	Texas Southern	1969-70	(2)
Montgomery, Mike	WR	Kansas State	1974	(1)
Moore, Zeke	CB	Lincoln	1967-76	(10)
Morris, Dennit	LB	Oklahoma	1960-61	(2)
Morrison, Ron	T	New Mexico	1960	(1)
Moseley, Mark	Ki	S. F. Austin	1971-72	(2)
Murdock, Guy	C	Michigan	1972	(1)
Musgrove, Spain	T	Utah State	1970	(1)
Naponic, Bob	QB	Illinois	1970	(1)
Nelson, Benny	S	Alabama	1964	(1)
Nery, Ron	DE	Kansas State	1963	(1)
Nicholson, Oliver	LB	Texas Southern	1975	(1)
Nix, Kent	QB	Texas Christian	1972	(1)
Norton, Jim	SS	Idaho	1960-68	(9)
Odom, Sammy	LB	N. W. Louisiana	1964	(1)
Olerich, Dave	LB	San Francisco	1971	(1)
Onesti, Larry	LB	Northwestern	1962-65	(4)
Owens, Joe	DE	Alcorn State	1976	(1)
Parker, Willie	DT	Arkansas AM&N	1967-70	(4)
Parks, Billy	WR	Cal. St.-Long Beach	1973-75	(3)
Parks, Dave	WR	Texas Tech	1973	(1)
Parrish, Bernie	CB	Florida	1966	(1)
Pastorini, Dan	QB	Santa Clara	1971-76	(6)
Peacock, Johnny	S	Houston	1969-70	(2)
Perkins, Willis	G	Texas Southern	1961/63	(2)
Perlo, Phil	G	Maryland	1960	(1)
Pitts, Hugh	C	Texas Christian	1960	(1)
Pritchard, Ron	LB	Arizona State	1969-72	(4)
Poole, Bob	TE	Clemson	1966-67	(2)
Post, Dickie	RB	Houston	1971	(1)
Queen, Jeff	TE	Morgan State	1974	(1)
Quinn, Steve	C	Notre Dame	1968	(1)
Reed, Alvin	TE	Prairie View	1967-72	(6)
Reed, Leo	G	Colorado State	1961	(1)
Regner, Tom	G	Notre Dame	1967-72	(6)
Reinfeldt, Mike	S	Wisconsin-Milw.	1976	(1)
Rhyme, Jerry	QB	Tulsa	1970	(1)
Rice, Andy	DT	Texas Southern	1967	(1)
Rice, Floyd	LB	Alcorn A&M	1971-73	(3)
Rice, George	DT	Louisiana State	1966-70	(5)
Richardson, Mike	RB	Southern Methodist	1969-71	(3)
Rieves, Charles	LB	Houston	1964	(1)
Roberts, Guy	LB	Maryland	1972-75	(4)
Robertson, Bob	T	Illinois	1968	(1)
Robinson, Paul	RB	Arizona	1972-73	(2)
Rodgers, Willie	RB	Kentucky State	1972-75	(4)
Rossovich, Tim	LB	Southern California	1976	(1)
Rudolph, Council	DE	Kentucky State	1972	(1)
Rushing, Marion	LB	Southern Illinois	1968	(1)
Sampson, Greg	T	Stanford	1972-76	(5)
Saul, Ron	G	Michigan State	1970-75	(6)
Sawyer, John	TE	So. Mississippi	1975-76	(2)
Schmidt, Bob	C	Minnesota	1961-63	(3)

Severson, Jeff	S	Cal. St.-Long Beach	1973-74	(2)
Shirkey, George	DT	S. F. Austin	1960-61	(2)
Simerson, John	G	Purdue	1960	(1)
Simonsen, Todd	T	South Dakota State	1960	(1)
Sledge, Leroy	RB	Bakersfield JC	1971	(1)
Smiley, Tom	RB	Lamar Tech	1970	(1)
Smith, Bob	S	Miami (Ohio)	1968	(1)
Smith, Bubba	DE	Michigan State	1975-76	(2)
Smith, Dave	RB	Ripon	1960-64	(5)
Smith, Dave	WR	Indiana-Pa.	1972	(1)
Smith, Sid	C	So. California	1974	(1)
Smith, Tody	DE	So. California	1973-76	(4)
Spence, Julian	S	Huston-Tillotson	1960-61	(2)
Spikes, Jack	RB	Texas Christian	1965	(1)
Stemrick, Greg	CB	Colorado State	1975-1976	(2)
Stith, Carel	DT	Nebraska	1967-69	(1)
Stoepel, Terry	T	Tulsa	1970	(1)
Stone, Donnie	RB	Arkansas	1966	(1)
Stotter, Rich	LB	Houston	1968	(1)
Strahan, Arthur	DE	Texas Southern	1965	(1)
Sturm, Jerry	C	Illinois	1971	(1)
Suci, Bob	S	Michigan State	1962	(1)
Suggs, Walt	T	Mississippi State	1962-71	(1)
Sutton, Mickey	S	Auburn	1966	(1)
Swatland, Dick	G	Notre Dame	1968	(1)
Talamini, Bob	G	Kentucky	1960-67	(8)
Taylor, Altie	RB	Utah State	1976	(1)
Taylor, Lionel	WR	N. Mex. Highlands	1967-68	(2)
Thomas, Bill	RB	Boston College	1973	(1)
Thomas, Earl	WR	Houston	1976	(1)
Thomas, Lee	DE	Jackson State	1975	(1)
Thompson, Ted	LB	Southern Methodist	1975-76	(2)
Tilleman, Mike	DT	Montana	1971-72	(2)
Tobin, Bill	RB	Missouri	1963	(1)
Tolar, Charles	RB	N. W. Louisiana	1960-66	(7)
Tolbert, Jim	CB	Lincoln	1972	(1)
Trammell, Allen	S	Florida	1966	(1)
Trask, Orville	DT	Rice	1960-61	(2)
Trull, Don	QB	Baylor	1964-69	(6)
Underwood, Olen	LB	Texas-Austin	1966-70	(5)
Vanoy, Vernon	DT	Kansas	1973	(1)
Viltz, Theo	CB	So. California	1966	(1)
Wainscott, Lloyd	LB	Texas-Austin	1969-70	(2)
Walker, Wayne	Ki	N. W. Louisiana	1968	(1)
Wallner, Fred	G	Notre Dame	1960	(1)
Walsh, Ward	RB	Colorado	1971-72	(2)
Walton, Sam	T	East Texas State	1971	(1)
Washington, Ted	LB	Mississippi Valley	1973-76	(4)
Washington, Vic	RB	Wyoming	1974	(1)
Watson, Ed	LB	Grambling	1969	(1)
Webster, George	LB	Michigan State	1967-72	(6)
Wegener, Bucky	DT	Missouri	1962-63	(2)
Weger, Mike	S	Bowling Green	1976	(1)
Weir, Sammy	WR	Arkansas State	1965	(1)
Wells, Robert	T	J. C. Smith	1972	(1)
Wells, Terence	RB	So. Mississippi	1974	(1)
Wharton, Hogan	G	Houston	1960-63	(4)
White, Bob	RB	Ohio State	1960	(1)
White, Jim	DE	Colorado State	1974-75	(2)
White, John	TE	Texas Southern	1960-61	(2)
Whittington, C. L.	FS	Prairie View	1974-76	(3)
Wilkerson, Doug	G	N. Carolina Central	1970	(1)
Williams, Maxie	G	Southeast Louisiana	1965	(1)
Williams, Sam	CB	New Mexico High.	1976	(1)
Willis, Fred	RB	Boston College	1972-76	(5)
Wisener, Gary	CB	Baylor	1961	(1)
Witcher, Albert	S	Baylor	1960	(1)
Wittenborn, John	G	Southeast Missouri	1964-68	(5)
Woods, Glenn	DT	Prairie View	1969	(1)
Wright, Elmo	WR	Houston	1975	(1)
Wyatt, Alvin	CB	Southern	1973	(1)
Yeats, James	TE	Florida	1960	(1)
Young, Bob	G	Howard Payne	1971	(1)
Zaeske, Paul	WR	North Park College	1969-70	(2)

PLAYER MUST HAVE BEEN ACTIVE FOR THREE GAMES TO QUALIFY.

BUM PHILLIPS ON BILLY JOHNSON:

“Billy is an equal opportunity player. When he has the ball, everyone else on the other team has an opportunity to tackle him.”

OILER RECORDS



HOUSTON OILER INDIVIDUAL RECORDS

SERVICE

MOST CONSECUTIVE OILER GAMES PLAYED

- 130 — Jim Norton, 1960 - 68 (including playoffs).
- 130 — Walt Suggs, 1962 - 71 (including playoffs).
- 126 — Elvin Bethea, 1968-76.

SCORING

MOST POINTS — CAREER

- 596 — George Blanda, 1960 - 66 (4-td, 299-pat, 91-fg).
- 306 — Charles Hennigan, 1960 - 66 (51-td).
- 330 — Skip Butler, 1972-76 (70-FG, 120-pat)

MOST POINTS — SEASON

- 115 — George Blanda, 1960 (4-td, 46-pat, 15-fg).
- 112 — George Blanda, 1961 (64-pat, 16-fg).
- 108 — Bill Groman, 1961 (18-td).

MOST POINTS — ROOKIE SEASON

- 86 — Roy Gerela, 1969 (29-pat, 19-fg).
- 72 — Bill Groman, 1960 (12-td).

MOST POINTS — GAME

- 30 — Billy Cannon vs New York Titans, 12/10/61 (5-td).
- 26 — George Blanda vs Los Angeles Chargers, 9/18/60 (3-td
2-pat, 1-fg).

MOST CONSECUTIVE GAMES SCORING

- 40 — George Blanda, 1960 - 63.

TOUCHDOWNS

MOST TOUCHDOWNS — CAREER

- 51 — Charles Hennigan, 1960 - 66 (51-p).
- 35 — Billy Cannon, 1960 - 63 (14-r, 20-p, 1-re).

MOST TOUCHDOWNS — SEASON

- 18 — Bill Groman, 1961 (1-r, 17-p).
- 15 — Billy Cannon, 1961 (6-r, 9-p).
- 13 — Billy Cannon, 1962 (7-r, 6-p).

MOST TOUCHDOWNS — ROOKIE SEASON

- 12 — Bill Groman, 1960 (12-p).
- 7 — Dave Smith, 1960 (5-r, 2-p).
- 7 — Billy Cannon, 1960 (1-r, 5-p, 1-re).

MOST TOUCHDOWNS — GAME

- 5 — Billy Cannon vs New York Titans, 12/10/61 (3-r, 2-p).

MOST CONSECUTIVE GAMES SCORING TOUCHDOWNS

- 8 — Bill Groman, 1961.
- 5 — Hoyle Granger, 1967.

POINTS AFTER TOUCHDOWN

MOST POINTS AFTER TOUCHDOWN ATTEMPTED — CAREER

- 304 — George Blanda, 1960 - 66.
- 125 — Skip Butler, 1972-76.

MOST POINTS AFTER TOUCHDOWN ATTEMPTED — SEASON

- 65 — George Blanda, 1961.
- 49 — George Blanda, 1962.

MOST POINTS AFTER TOUCHDOWN ATTEMPTED — GAME

- 8 — George Blanda vs Denver, 11/5/61.

MOST POINTS AFTER TOUCHDOWN — CAREER

- 299 — George Blanda, 1960 - 66.
- 120 — Skip Butler, 1972-76.

MOST POINTS AFTER TOUCHDOWN — SEASON

- 64 — George Blanda, 1961.
- 48 — George Blanda, 1962.

MOST POINTS AFTER TOUCHDOWN — GAME

- 7 — George Blanda vs Denver, 11/5/61.
- 6 — George Blanda vs New York Titans, 10/28/60.

MOST CONSECUTIVE POINTS AFTER TOUCHDOWN

- 75 — Skip Butler, 1972-76.
- 64 — George Blanda, 1961 - 62.
- 63 — George Blanda, 1960 - 61.

FIELD GOALS

MOST FIELD GOALS ATTEMPTED — CAREER

- 189 — George Blanda, 1960 - 66.
- 118 — Skip Butler, 1972-76.

MOST FIELD GOALS ATTEMPTED — SEASON

- 40 — Roy Gerela, 1969.
- 34 — George Blanda, 1960.

MOST FIELD GOALS ATTEMPTED — GAME

- 6 — Skip Butler vs Cleveland, 10/12/75.
- 5 — Wayne Walker vs Buffalo, 10/27/68.
- 5 — Roy Gerela vs Miami, 9/28/69.

MOST FIELD GOALS - CAREER

- 91 - George Blanda, 1960 - 66.
- 70 - Skip Butler, 1972-76

MOST FIELD GOALS - SEASON

- 19 - Roy Gerela, 1969.
- 18 - Roy Gerela, 1970.
- 18 - Skip Butler, 1975.

MOST FIELD GOALS - GAME

- 5 - Roy Gerela vs Miami, 9/28/69.
- 4 - Skip Butler vs Los Angeles Rams, 10/7/73.
- 4 - Skip Butler vs Cleveland, 10/12/75.

MOST CONSECUTIVE GAMES, FIELD GOALS

- 10 - George Blanda, 1964 - 65.
- 10 - George Blanda, 1966.

LONGEST FIELD GOAL

- 55 - George Blanda vs San Diego, 12/3/61.
- 54 - George Blanda vs Oakland, 11/12/62.
- 54 - Skip Butler vs Buffalo, 9/19/76.

RUSHING**MOST ATTEMPTS - CAREER**

- 907 - Charles Tolar, 1960 - 66.
- 732 - Hoyle Granger, 1966 - 70.

MOST ATTEMPTS - SEASON

- 244 - Charles Tolar, 1962.
- 237 - Hoyle Granger, 1967.

MOST ATTEMPTS - GAME

- 29 - Charles Tolar vs New York Titans, 12/15/62.
- 28 - Charles Tolar vs Oakland, 11/11/62.
- 27 - Hoyle Granger vs San Diego, 12/16/67.
- 27 - Don Hardeman vs San Diego, 9/28/75.

MOST YARDS GAINED - CAREER

- 3339 - Hoyle Granger, 1966 - 70.
- 3277 - Charles Tolar, 1960 - 66.

MOST YARDS GAINED - SEASON

- 1194 - Hoyle Granger, 1967.
- 1012 - Charles Tolar, 1962.

MOST YARDS GAINED - GAME

- 216 - Billy Cannon vs New York Titans, 12/10/61 (25-att).
- 183 - Hoyle Granger vs San Diego, 12/4/66 (19-att).

MOST GAMES, 100 YARDS OR MORE RUSHING - CAREER

- 7 - Hoyle Granger, 1966 - 70.
- 5 - Charles Tolar, 1960 - 66.

MOST GAMES 100 YARDS OR MORE RUSHING - SEASON

- 7 - Hoyle Granger, 1967.
- 5 - Charles Tolar, 1962.

LONGEST RUN FROM SCRIMMAGE

- 91 - TD, Sid Blanks vs New York Jets, 12/13/64.
- 69 - TD, Hoyle Granger vs Oakland, 11/6/66.

MOST YARDS RUSHING - ROOKIE SEASON

- 756 - Sid Blanks, 1964.
- 648 - Don Hardeman, 1975.
- 644 - Billy Cannon, 1960.
- 643 - Dave Smith, 1960.

AVERAGE GAIN RUSHING**HIGHEST AVERAGE GAIN - CAREER (100 attempts per season)**

- 4.5 - Hoyle Granger, 1966 - 70 (732-3339).
- 4.3 - Ronnie Coleman, 1974 - 75 (227-983).
- 4.2 - Joe Dawkins, 1970 (124-517).
- 4.1 - Billy Cannon, 1960-63 (512-2111).

HIGHEST AVERAGE GAIN - SEASON (100 attempts)

- 5.2 - Sid Blanks, 1964 (145-756).
- 5.0 - Hoyle Granger, 1967 (237-1194).

HIGHEST AVERAGE GAIN - GAME (10 attempts)

- 10.7 - Billy Cannon vs Denver, 11/5/61 (11-118).

TOUCHDOWNS RUSHING**MOST TOUCHDOWNS RUSHING - CAREER**

- 20 - Charles Tolar, 1960 - 66.
- 18 - Hoyle Granger, 1966 - 70.

MOST TOUCHDOWNS RUSHING - SEASON

- 7 - Charles Tolar, 1962.
- 7 - Billy Cannon, 1962.
- 7 - Don Trull, 1966.
- 7 - Hoyle Granger, 1968.

MOST TOUCHDOWNS RUSHING - GAME

- 3 - George Blanda vs Los Angeles Chargers, 9/18/60.
- 3 - Billy Cannon vs New York Titans, 12/10/61.
- 3 - Bill Tobin vs New York Titans, 11/10/63.
- 3 - Sid Blanks vs New York Jets, 12/13/64.

MOST CONSECUTIVE GAMES SCORING**RUSHING TOUCHDOWNS**

- 3 - Robert Holmes, 1971.
- 3 - Willie Rodgers, 1974.

PASSING

MOST PASSES ATTEMPTED - CAREER

- 2784 - George Blanda, 1960 - 66 (1347 completions).
- 1757 - Dan Pastorini, 1971-76 (995 completions)

MOST PASSES ATTEMPTED - SEASON

- 505 - George Blanda, 1964 (262 completions).
- 370 - Pete Beathard, 1969 (170 completions).

MOST PASSES ATTEMPTED - GAME

- 68 - George Blanda vs Buffalo, 11/1/64 (37 completions).
- 60 - George Blanda vs Oakland, 11/7/65.
- 55 - George Blanda vs Los Angeles Chargers, 11/13/60 (31 completions).

COMPLETIONS

MOST PASSES COMPLETED - CAREER

- 1347 - George Blanda, 1960 - 66 (2784 attempts).
- 995 - Dan Pastorini, 1971-76 (1757 attempts)

MOST PASSES COMPLETED - SEASON

- 262 - George Blanda, 1962 (505 attempts).
- 180 - Pete Beathard, 1969 (370 attempts).

MOST PASSES COMPLETED - GAME

- 37 - George Blanda vs Buffalo, 11/1/64 (68 attempts).
- 31 - George Blanda vs Los Angeles Chargers, 11/13/60 (55 attempts).

PASSING YARDAGE

MOST YARDS GAINED - CAREER

- 19149 - George Blanda, 1960 - 66.
- 10304 - Dan Pastorini, 1971-76.

MOST YARDS GAINED - SEASON

- 3330 - George Blanda, 1961.
- 2455 - Pete Beathard, 1969.

MOST YARDS GAINED - GAME

- 464 - George Blanda vs Buffalo, 10/29/61 (32-18).
- 457 - Jacky Lee vs Boston, 10/13/61 (41-27).
- 418 - George Blanda vs New York Titans, 11/19/61 (32-20).

LONGEST PASS COMPLETION

- 98 - TD, Jacky Lee to Willard Dewveall vs San Diego, 11/25/62.
- 95 - TD, George Blanda to Dick Compton vs Buffalo, 12/5/60.
- 92 - TD, Jacky Lee to Bill Groman vs Denver, 11/20/60.

TOUCHDOWN PASSES

MOST TOUCHDOWN PASSES - CAREER

- 165 - George Blanda, 1960 - 66.
- 53 - Dan Pastorini, 1971-76.
- 29 - Don Trull, 1964 - 69.

MOST TOUCHDOWN PASSES - SEASON

- 36 - George Blanda, 1961.
- 27 - George Blanda, 1962.
- 24 - George Blanda, 1960 & 1963.

MOST TOUCHDOWN PASSES - GAME

- 7 - George Blanda vs New York Titans, 11/19/61.
- 6 - George Blanda vs New York Titans, 10/14/62.

MOST CONSECUTIVE GAMES TOUCHDOWN PASSES

- 14 - George Blanda, 1964 - 65.
- 9 - George Blanda, 1961 (including playoffs).

PASSES HAD INTERCEPTED

MOST PASSES HAD INTERCEPTED - CAREER

- 189 - George Blanda, 1960 - 66.
- 86 - Dan Pastorini, 1971-76.

MOST PASSES HAD INTERCEPTED - SEASON

- 42 - George Blanda, 1962.
- 21 - Pete Beathard, 1969.
- 21 - Dan Pastorini, 1971.

MOST PASSES HAD INTERCEPTED - GAME

- 6 - George Blanda vs Buffalo, 9/9/62.
- 6 - George Blanda vs Denver, 11/14/65.

PASS RECEPTIONS

MOST PASS RECEPTIONS - CAREER

- 410 - Charles Hennigan, 1960 - 66.
- 234 - Ken Burrough, 1971-76
- 177 - Charles Frazier, 1962 - 68.
- 175 - Charles Tolar, 1960 - 66.

MOST PASS RECEPTIONS - SEASON

- 101 - Charles Hennigan, 1964 (1,561 yards).
- 82 - Charles Hennigan, 1961 (1,746 yards).

MOST PASS RECEPTIONS - GAME

- 13 - Charles Hennigan vs Boston, 10/13/61 (272 yards).
- 12 - Sid Blanks vs San Diego, 9/12/64 (131 yards).
- 12 - Charles Hennigan vs Buffalo, 11/1/64 (160 yards).
- 12 - Charles Hennigan vs Boston, 11/29/64 (183 yards).

MOST CONSECUTIVE GAMES MAKING PASS RECEPTION

- 50 — Ken Burrough, 1971-76.
- 33 — Bob McLeod, 1961 - 64 (35, including playoffs).
- 24 — Ode Burrell, 1964 - 66.

YARDS RECEIVING

MOST YARDS GAINED — CAREER

- 6823 — Charles Hennigan, 1960 - 66.
- 3955 — Ken Burrough, 1971-76.
- 3017 — Charles Frazier, 1962 - 68.

MOST YARDS GAINED — SEASON

- 1746 — Charles Hennigan, 1961 (82 receptions).
- 1546 — Charles Hennigan, 1964 (101 receptions).

MOST YARDS GAINED — GAME

- 272 — Charles Hennigan vs Boston, 10/13/61 (13 receptions).
- 232 — Charles Hennigan vs Buffalo, 10/29/61 (9 receptions).
- 214 — Charles Hennigan vs San Diego, 12/3/61 (10 receptions).

LONGEST PASS RECEPTION

- 98 — TD, Willard Dewveall (Jacky Lee) vs San Diego, 11/25/62.
- 95 — TD, Dick Compton (George Blanda) vs Buffalo, 12/5/65.
- 92 — TD, Bill Groman (Jacky Lee) vs Denver, 11/20/60.

AVERAGE GAIN RECEIVING

HIGHEST AVERAGE GAIN — SEASON (35 receptions)

- 23.5 — Bill Groman, 1961 (50 receptions).
- 21.3 — Charles Hennigan, 1961 (82 receptions).

TOUCHDOWNS RECEIVING

MOST TOUCHDOWN PASSES — CAREER

- 51 — Charles Hennigan, 1960 - 66.
- 32 — Bill Groman, 1960 - 62.
- 24 — Ken Burrough, 1971-76.
- 22 — Charlie Frazier, 1962-68.

MOST TOUCHDOWN PASSES — SEASON

- 17 — Bill Groman, 1961.
- 12 — Bill Groman, 1960.
- 12 — Charles Hennigan, 1961.
- 12 — Charles Frazier, 1966.

MOST TOUCHDOWN PASSES — GAME

- 3 — Bill Groman vs New York Titans, 10/23/60.
- 3 — Billy Cannon vs New York Titans, 11/19/61.
- 3 — Bill Groman vs New York Titans, 11/19/61.
- 3 — Charles Hennigan vs San Diego, 12/5/61.
- 3 — Charles Hennigan vs Buffalo, 9/28/63.
- 3 — Willie Frazier vs New York Jets, 9/12/65.
- 3 — Charles Frazier vs Denver, 9/3/66.
- 3 — Charles Frazier vs Denver, 10/2/66.
- 3 — Mack Alston vs Cleveland, 10/12/75.

MOST CONSECUTIVE GAMES CATCHING TOUCHDOWN PASSES

- 8 — Bill Groman, 1961.
- 4 — Bill Groman, 1960.
- 4 — Charles Hennigan, 1961.

INTERCEPTIONS BY

MOST INTERCEPTIONS BY — CAREER

- 45 — Jim Norton, 1960 - 68.
- 30 — Freddy Glick, 1961 - 66.

MOST INTERCEPTIONS BY — SEASON

- 12 — Freddy Glick, 1963.
- 10 — Miller Farr, 1967.

MOST INTERCEPTIONS BY — GAME

- 3 — Jim Norton vs Denver, 12/2/62.
- 3 — W. K. Hicks vs Buffalo, 10/31/65.
- 3 — Miller Farr vs New York Jets, 10/15/67.
- 3 — Ken Houston vs Pittsburgh, 10/24/71.
- 3 — Willie Alexander vs Oakland, 11/14/71.

MOST CONSECUTIVE GAMES PASSES INTERCEPTED BY

- 5 — Pete Jaquess, 1964.
- 4 — Freddy Glick, 1963.
- 4 — Jim Norton, 1967.
- 4 — Miller Farr, 1967.

INTERCEPTION YARDAGE

MOST YARDS GAINED — CAREER

- 650 — Ken Houston, 1967 - 71 (25 interceptions).
- 592 — Jim Norton, 1960 - 68 (45 interceptions).
- 484 — Miller Farr, 1967 - 69 (22 interceptions).

MOST YARDS GAINED — SEASON

- 264 — Miller Farr, 1967 (10 interceptions).
- 220 — Ken Houston, 1971 (9 interceptions).
- 180 — Freddy Glick, 1963 (12 interceptions).

MOST YARDS GAINED — GAME

- 128 — Miller Farr vs New York Jets, 10/15/67 (3 interceptions).
- 98 — Pete Jaquess vs Oakland, 9/19/64 (1 interception).
- 92 — Miller Farr vs Buffalo, 12/7/68 (2 interceptions).

LONGEST GAIN

- 98 — TD, Pete Jaquess vs Oakland, 9/19/64.
- 90 — TD, Mark Johnston vs Kansas City, 10/27/63.
- 78 — Ken Houston vs Kansas City, 9/9/67.

TOUCHDOWNS ON INTERCEPTIONS

MOST TOUCHDOWNS — CAREER

- 9 — Ken Houston, 1967 - 71.
- 5 — Miller Farr, 1967 - 69.

MOST TOUCHDOWNS — SEASON

- 4 — Ken Houston, 1971.
- 3 — Miller Farr, 1967.
- 2 — Ken Houston, 1967.
- 2 — Ken Houston, 1968.
- 2 — Miller Farr, 1968.

MOST TOUCHDOWNS — GAME

- 2 — Miller Farr vs Buffalo, 12/7/68.
- 2 — Ken Houston vs San Diego, 12/19/71.

PUNTING

MOST PUNTS — CAREER

- 519 — Jim Norton, 1960 - 68.
- 316 — Dan Pastorini, 1971-76.

MOST PUNTS — SEASON

- 84 — Jim Norton, 1965.
- 84 — Spike Jones, 1970.

MOST PUNTS — GAME

- 10 — Jim Norton vs Buffalo, 10/20/63.
- 10 — Dan Pastorini vs New Orleans 10/3/76.
- 10 — Dan Pastorini vs Pittsburgh, 10/15/72.

LONGEST PUNT

- 79 — Jim Norton vs Kansas City, 11/22/64.
- 74 — Dan Pastorini vs Cincinnati, 10/24/76.
- 73 — Spike Jones vs Kansas City, 11/8/70.
- 69 — David Beverly vs Dallas, 11/24/74.

AVERAGE YARDS PUNTING

HIGHEST PUNTING AVERAGE — CAREER

- 42.4 — Spike Jones, 1970 (84 punts).
- 42.3 — Jim Norton, 1960 - 68 (519 punts).

HIGHEST PUNTING AVERAGE — SEASON

- 44.2 — Jim Norton, 1965 (84 punts).

PUNT RETURNS

MOST PUNT RETURNS — CAREER

- 109 — Billy Johnson, 1974-76.
- 64 — Bobby Jancik, 1962 - 67.
- 60 — Jerry LeVias, 1969 - 70.

MOST PUNT RETURNS — SEASON

- 40 — Billy Johnson, 1975.
- 39 — Billy Johnson, 1976.
- 35 — Jerry LeVias, 1969.
- 30 — Billy Johnson, 1974.

MOST PUNT RETURNS — GAME

- 7 — Billy Johnson vs Tampa Bay, 9/12/76.
- 6 — Larry Carwell vs Buffalo, 10/27/68.
- 6 — Jerry LeVias vs Denver, 11/16/69.
- 6 — Billy Johnson vs Cincinnati, 10/5/75.

YARDS RETURNING PUNTS

MOST YARDS GAINED — CAREER

- 1418 — Billy Johnson, 1974-76 (109 returns)
- 632 — Bobby Jancik, 1962 - 67 (64 returns).
- 505 — Jerry LeVias, 1969 - 70 (60 returns).

MOST YARDS GAINED — SEASON

- 612 — Billy Johnson, 1975 (40 returns).
- 409 — Billy Johnson, 1974 (30 returns).
- 397 — Billy Johnson, 1976 (39 returns)
- 292 — Jerry LeVias, 1969 (35 returns).

MOST YARDS GAINED — GAME

- 127 — Billy Johnson vs Cincinnati, 10/5/75.
- 104 — Billy Johnson vs Cleveland, 9/22/74.
- 99 — Billy Johnson vs Miami, 11/16/75.

LONGEST PUNT RETURNS

- 83 — TD, Billy Johnson vs Miami, 11/16/75.
- 74 — Jeff Severson vs Los Angeles Rams, 10/7/73.
- 69 — TD, Ronnie Coleman vs Cincinnati, 10/24/76.
- 63 — TD, Billy Johnson vs Cincinnati, 10/5/75.

TOUCHDOWNS RETURNING PUNTS

MOST TOUCHDOWNS — CAREER

- 3 — Billy Johnson, 1974 - 75.

MOST TOUCHDOWNS — SEASON

- 3 — Billy Johnson, 1975.

LOST TOUCHDOWNS - GAME

- 1 - Bobby Jancik vs Denver, 12/20/64.
- 1 - Billy Johnson vs Cincinnati, 10/5/75 (63).
- 1 - Billy Johnson vs Detroit, 10/26/75 (52).
- 1 - Billy Johnson vs Miami, 11/16/75 (83).
- 1 - Ronnie Coleman vs Cincinnati, 10/24/76. (69)

KICKOFF RETURNS

MOST KICKOFF RETURNS - CAREER

- 158 - Bobby Jancik, 1962 - 67.
- 88 - Billy Johnson, 1974-76.
- 64 - Jerry LeVias, 1969 - 70.

MOST KICKOFF RETURNS - SEASON

- 45 - Bobby Jancik, 1963.
- 38 - Jerry LeVias, 1969.

MOST KICKOFF RETURNS - GAME

- 8 - Bobby Jancik vs Boston, 12/8/63 (221 yards).
- 8 - Bobby Jancik vs Oakland, 12/22/63 (240 yards).

YARDAGE RETURNING KICKOFFS

MOST YARDS GAINED - CAREER

- 4181 - Bobby Jancik, 1962 - 67.
- 2161 - Billy Johnson, 1974-76.
- 1538 - Jerry LeVias, 1969 - 70.
- 1382 - Zeke Moore, 1967 - 75.

MOST YARDS GAINED - SEASON

- 1317 - Bobby Jancik, 1963.
- 940 - Jerry LeVias, 1969.
- 871 - Bobby Jancik, 1966.

MOST YARDS GAINED - GAME

- 240 - Bobby Jancik vs Oakland, 12/22/63 (8 returns).
- 221 - Bobby Jancik vs Boston, 12/8/63 (8 returns).

LONGEST KICKOFF RETURN

- 104 - TD, Ken Hall vs New York Titans, 10/23/60.
- 103 - TD, Bob Gresham vs Cincinnati, 9/23/73.
- 93 - TD, Ode Burrell vs Boston, 11/1/73.

AVERAGE YARDAGE RETURNING KICKOFFS

HIGHEST AVERAGE - CAREER (75 returns)

- 26.4 - Bobby Jancik, 1962 - 67 (158-4181).

HIGHEST AVERAGE - SEASON (15 returns)

- 31.2 - Ken Hall, 1960 (19-594).

TOUCHDOWNS RETURNING KICKOFFS

MOST TOUCHDOWNS - CAREER

- 1 - Ken Hall, 1960.
- 1 - Billy Cannon, 1960.
- 1 - Ode Burrell, 1964.
- 1 - Zeke Moore, 1967.
- 1 - Bob Gresham, 1973.
- 1 - Billy Johnson, 1975.

MOST TOUCHDOWNS - SEASON

SAME AS ABOVE

MOST TOUCHDOWNS - GAME

- 1 - Ken Hall vs New York Titans, 10/23/60 (104 yards).
- 1 - Billy Cannon vs Boston, 11/25/60 (88 yards).
- 1 - Ode Burrell vs Boston, 11/6/64 (93 yards).
- 1 - Zeke Moore vs Kansas City, 10/22/67 (92 yards).
- 1 - Bob Gresham vs Cincinnati, 9/23/73 (103 yards).
- 1 - Billy Johnson vs Cleveland, 10/12/75 (81 yards).



HOUSTON OILER TEAM RECORDS – OFFENSE

GAMES

MOST GAMES WON (Regular Season)

11 – 1962
10 – 1960
10 – 1961
10 – 1975

FEWEST GAMES WON (Regular Season)

1 – 1972
1 – 1973
3 – 1966
3 – 1970

MOST CONSECUTIVE GAMES WITHOUT DEFEAT (Regular Season)

10 – 1961 - 62

MOST CONSECUTIVE VICTORIES (All Games)

11 – 1961 - 62

SCORING

MOST POINTS – SEASON

513 – 1961 (523 including playoffs).
387 – 1962 (404 including playoffs).

MOST POINTS – GAME

56 – vs New York Titans, 10/14/62.
55 – vs Oakland, 9/9/61.
55 – vs Denver, 11/5/61.

FEWEST POINTS – GAME

0 – vs Dallas Texans, 12/4/60 (0 - 24).
0 – vs San Diego, 12/1/63 (0 - 27).
0 – vs Kansas City, 10/12/69 (0 - 24).
0 – vs Boston, 11/2/69 (0 - 24).
0 – vs St. Louis, 11/1/70 (0 - 44).
0 – vs Cleveland, 9/19/71 (0 - 31).
0 – vs Oakland, 10/9/72 (0 - 34).
0 – vs Cleveland, 11/5/72 (0 - 20).
0 – vs New England, 11/25/73 (0 - 32).
0 – vs Dallas, 11/24/74 (0 - 10).
0 – vs Pittsburgh, 12/11/76 (0-21)

MOST POINTS, BOTH TEAMS – GAME

101 – Houston 49 vs Oakland 52, 12/22/63.
78 – Houston 38 vs Denver 40, 10/2/66.

NUMBER OF TIES – ALL-TIME

6 – vs Boston, 10/13/61 (31 - 31).
– vs New York Jets, 10/15/67 (28 - 28).
– vs Cincinnati, 11/9/69 (31 - 31).
– vs Denver, 11/16/69 (20 - 20).
– vs San Diego, 10/25/70 (31 - 31).
– vs New Orleans, 10/3/71 (13 - 13).

NUMBER OF SHUTOUTS BY OILERS

6 – vs Oakland, 9/9/61 (55 - 0).
– vs Oakland, 9/10/66 (31 - 0).
– vs New York Jets, 10/16/66 (24 - 0).
– vs Boston, 10/13/68 (16 - 0).
– vs New England, 9/21/75 (7 - 0).
– vs Tampa Bay, 9/12/76 (20-0)

LARGEST POINT MARGIN IN VICTORY

55 – vs Oakland, 9/9/61 (55 - 0).
44 – vs Denver, 11/5/61 (55 - 13).

SMALLEST POINT MARGIN IN VICTORY

1 – vs Miami, 11/16/75 (20 - 19).
1 – vs Oakland, 12/14/75 (27 - 26).
2 – vs Buffalo, 10/31/65 (19 - 17).
2 – vs Denver, 11/12/67 (20 - 18).

MOST POINTS, ONE QUARTER

28 – vs Kansas City (3Q), 10/24/65.
28 – vs San Diego (3Q), 12/19/71.
26 – vs Oakland (2Q), 12/17/61.

MOST POINTS, ONE QUARTER – BOTH TEAMS

49 – Houston (21) vs Oakland (28), (2Q), 12/22/63.
35 – Houston (26) vs Oakland (9), (2Q), 12/17/61.
35 – Houston (14) vs New York Jets (21), (4Q), 11/21/65.
35 – Houston (14) vs Kansas City (21), (4Q), 11/28/65.
35 – Houston (28) vs San Diego (7), (3Q), 12/19/71.
35 – Houston (7) vs Cincinnati (28), (4Q), 12/17/72.

MOST POINTS – EACH QUARTER

1st – 21 vs New York Titans, 11/19/61.
2nd – 26 vs Oakland, 12/17/61.
3rd – 28 vs Kansas City, 10/24/65.
3rd – 28 vs San Diego, 12/19/71.
4th – 24 vs Denver, 11/26/61.

MOST POINTS, EACH QUARTER – BOTH TEAMS

1st – 31 - Houston (14) vs Buffalo (17), 9/28/63.
2nd – 49 - Houston (21) vs Oakland (28), 12/22/63.
3rd – 35 - Houston (28) vs San Diego (7), 12/19/71.
4th – 35 - Houston (14) vs New York Jets (21), 11/21/65.
Houston (14) vs Kansas City (21), 11/28/65.
Houston (7) vs Cincinnati (28), 12/17/72.

MOST CONSECUTIVE GAMES SCORING

78 - 1963 - 69 (79 including playoffs).
 40 - 1960 - 63 (43 including playoffs).

MOST TOUCHDOWNS - SEASON

66 - 1961
 50 - 1962

MOST TOUCHDOWNS, BOTH TEAMS - GAME

14 - Houston (7) vs Oakland (7), 11/22/63.

MOST TOUCHDOWNS - GAME

8 - vs New York Titans, 10/14/62.
 7 - vs Oakland, 9/9/61.
 7 - vs Denver, 11/5/61.
 7 - vs New York Titans, 11/19/61.
 7 - vs Oakland, 11/22/63.
 7 - vs San Diego, 12/19/71.

MOST TOUCHDOWN PASSES - SEASON

48 - 1961
 32 - 1962

FEWEST TOUCHDOWN PASSES - SEASON

10 - 1972
 11 - 1973
 11 - 1967

MOST TOUCHDOWN PASSES - GAME

7 - vs New York Titans, 11/19/61.
 7 - vs New York Titans, 10/14/62.

MOST TOUCHDOWN PASSES, BOTH TEAMS - GAME

11 - Houston (5) vs Oakland (6), 12/22/63.
 9 - Houston (7) vs New York Titans (2), 11/19/61.

MOST PASSES HAD INTERCEPTED - SEASON

48 - 1962 (475 attempts).
 37 - 1971 (423 attempts).
 35 - 1965 (550 attempts).

FEWEST PASSES HAD INTERCEPTED - SEASON

17 - 1975 (347 attempts).
 19 - 1976 (423 attempts).
 19 - 1974 (363 attempts).
 19 - 1967 (333 attempts).
 23 - 1970 (470 attempts).

MOST PASSES HAD INTERCEPTED - GAME

6 - vs San Diego, 9/24/61.
 6 - vs San Diego, 12/24/61.
 6 - vs Buffalo, 9/9/62.
 6 - vs Dallas Texans, 10/28/62.
 6 - vs Boston, 11/1/63.

MOST PASSES INTERCEPTED, BOTH TEAMS - GAME

13 - Houston (5) vs Denver (8), 12/2/62.

PUNTING**MOST PUNTS - SEASON**

100 - 1976
 85 - 1965
 85 - 1972
 85 - 1973

FEWEST PUNTS - SEASON

54 - 1964
 56 - 1961
 56 - 1962

MOST PUNTS - GAME

11 - vs Pittsburgh, 12/11/76
 11 - vs Oakland, 12/31/60.
 10 - vs Buffalo, 10/30/60.
 10 - vs Buffalo, 10/20/63.
 10 - vs Pittsburgh, 10/15/72.
 10 - vs New Orleans, 10/3/76.

FEWEST PUNTS - GAME

0 - vs Buffalo, 9/9/62.

HIGHEST PUNTING AVERAGE - SEASON

43.7 - 1965

PUNT RETURNS**MOST PUNT RETURNS - SEASON**

52 - 1968
 49 - 1976
 43 - 1969
 43 - 1975

FEWEST PUNT RETURNS - SEASON

15 - 1960
 19 - 1961

MOST PUNT RETURNS - GAME

10 - vs Tampa Bay, 9/12/76.
 8 - vs Buffalo, 10/27/68.
 7 - vs Denver, 11/16/68.

MOST YARDS GAINED PUNT RETURNS – SEASON

620 – 1975
 498 – 1976
 495 – 1974
 443 – 1968

FEWEST YARDS GAINED PUNT RETURNS – SEASON

118 – 1961
 157 – 1966

MOST YARDS GAINED PUNT RETURNS – GAME

149 – vs Cleveland, 9/22/74.
 127 – vs Cincinnati, 10/5/75.
 113 – vs San Francisco, 12/7/75.
 100 – vs Buffalo, 10/27/68.

HIGHEST PUNT RETURN AVERAGE – SEASON

14.4 – 1975
 13.9 – 1960
 13.1 – 1964

MOST TOUCHDOWNS, PUNT RETURNS – SEASON

3 – 1975

MOST TOUCHDOWNS, PUNT RETURNS – GAME

1 – vs Denver, 12/20/64.
 1 – vs Cincinnati, 10/5/75.
 1 – vs Detroit, 10/26/75.
 1 – vs Miami, 11/16/75.
 1 – vs Cincinnati, 10/24/76.

KICKOFF RETURNS**MOST KICKOFF RETURNS – SEASON**

77 – 1965
 70 – 1963

FEWEST KICKOFF RETURNS – SEASON

43 – 1961
 44 – 1967

MOST KICKOFF RETURNS – GAME

10 – vs Oakland, 12/22/63.
 9 – vs Boston, 12/8/62.
 9 – vs Kansas City, 10/30/66.
 9 – vs Minnesota, 10/13/74.

MOST YARDS GAINED KICKOFF RETURNS – SEASON

1755 – 1963
 1669 – 1965

FEWEST YARDS GAINED KICKOFF RETURNS – SEASON

936 – 1961
 1018 – 1967

MOST YARDS GAINED KICKOFF RETURNS – GAME

269 – vs Oakland, 12/22/63.
 244 – vs Boston, 12/8/63.

HIGHEST AVERAGE KICKOFF RETURNS – SEASON

25.9 – 1962
 25.1 – 1963

MOST TOUCHDOWNS KICKOFF RETURNS – SEASON

2 – 1960
 1 – 1964
 1 – 1967
 1 – 1973
 1 – 1975

FUMBLES**MOST FUMBLES – SEASON**

36 – 1960
 35 – 1963

FEWEST FUMBLES – SEASON

17 – 1962

MOST FUMBLES – GAME

8 – vs Pittsburgh, 12/9/73.
 7 – vs Oakland, 9/11/60.

MOST FUMBLES LOST – SEASON

24 – 1963
 17 – 1960
 17 – 1969
 17 – 1975

FEWEST FUMBLES LOST – SEASON

7 – 1968
 9 – 1967

MOST FUMBLES LOST – GAME

5 – vs Pittsburgh, 12/9/73.
 4 – vs Oakland, 9/7/63.
 4 – vs Kansas City, 10/12/69.

MOST OPPONENTS' FUMBLES RECOVERED – SEASON

28 – 1960 (42 fumbles).
 19 – 1975 (38 fumbles).
 17 – 1976 (32 fumbles)

FEWEST OPPONENTS' FUMBLES RECOVERED - SEASON

8 - 1964 (20 fumbles).
8 - 1970 (22 fumbles).

MOST OPPONENTS' FUMBLES RECOVERED - GAME

7 - vs Kansas City, 10/12/69.

PENALTIES**MOST PENALTIES - SEASON**

100 - 1976
100 - 1975
91 - 1971
90 - 1974

FEWEST PENALTIES - SEASON

58 - 1963

MOST PENALTIES - GAME

14 - vs Detroit, 10/17/71 (144 yards).
13 - vs Denver, 10/26/69 (140 yards).
13 - vs San Diego, 9/28/75 (130 yards).
13 - vs Cincinnati, 11/14/76 (77 yards)

FEWEST PENALTIES - GAME

0 - vs Oakland, 12/9/62.
0 - vs Kansas City, 10/28/63.
0 - vs Buffalo, 11/1/64.

MOST YARDS PENALIZED - SEASON

856 - 1965 (65 penalties).
856 - 1971 (91 penalties).
849 - 1975 (100 penalties).

FEWEST YARDS PENALIZED - SEASON

565 - 1963 (58 penalties).
581 - 1972 (54 penalties).
633 - 1962 (63 penalties).

MOST YARDS PENALIZED - GAME

180 - vs Buffalo, 10/21/65.
144 - vs Detroit, 10/17/71.
140 - vs Boston, 10/13/61.
140 - vs Denver, 10/26/69.

EXTRA POINTS - FIELD GOALS**MOST POINTS AFTER TOUCHDOWN - SEASON**

65 - 1961
48 - 1962

MOST POINTS AFTER TOUCHDOWN - GAME

8 - vs New York Titans, 10/14/62.

MOST POINTS AFTER TOUCHDOWN - BOTH TEAMS

14 - Houston (7) vs Oakland (7), 11/22/63.

MOST FIELD GOALS ATTEMPTED - SEASON

40 - 1969
34 - 1960

MOST FIELD GOALS ATTEMPTED - GAME

6 - vs Denver, 9/14/63.
6 - vs Cleveland, 10/12/75.

MOST FIELD GOALS ATTEMPTED, BOTH TEAMS - GAME

10 - Houston (3) vs Buffalo (7), 12/5/65.
10 - Houston (3) vs Washington (7), 10/10/71.
9 - Houston (5) vs Buffalo (4), 10/31/65.
9 - Houston (4) vs Miami (5), 10/23/66.

MOST FIELD GOALS - SEASON

19 - 1969
18 - 1970
18 - 1975
16 - 1976

MOST FIELD GOALS - GAME

5 - vs Miami, 9/28/69.
4 - vs Buffalo, 10/31/65.
4 - vs Cleveland, 10/12/75.

MOST FIELD GOALS, BOTH TEAMS - GAME

7 - Houston (2) vs Washington (5), 10/10/71.
6 - Houston (1) vs Buffalo (5), 12/5/65.
6 - Houston (5) vs Miami (1), 9/28/69.

MOST CONSECUTIVE GAMES SCORING FIELD GOALS

10 - 1964 - 65
10 - 1966

FIRST DOWNS**MOST FIRST DOWNS - SEASON**

293 - 1961
291 - 1964

FEWEST FIRST DOWNS - SEASON

199 - 1976
200 - 1974
201 - 1971
207 - 1967
229 - 1965

MOST FIRST DOWNS - GAME

28 - vs San Diego, 9/12/64.
28 - vs Denver, 9/3/66.

FEWEST FIRST DOWNS - GAME

4 - vs Cleveland, 10/21/73.
5 - vs Pittsburgh, 12/9/73.

MOST FIRST DOWNS, BOTH TEAMS - GAME

53 - Houston (21) vs Kansas City (32), 10/24/65.
50 - Houston (24) vs Denver (26), 11/6/60.
50 - Houston (24) vs Los Angeles Chargers (26), 11/13/60.
50 - Houston (28) vs San Diego (22), 9/12/64.

FEWEST FIRST DOWNS, BOTH TEAMS - GAME

18 - Houston (9) vs Buffalo (9), 9/17/67.
18 - Houston (9) vs Cincinnati (9), 10/31/71.

MOST FIRST DOWNS RUSHING - SEASON

121 - 1975
111 - 1967
99 - 1968

FEWEST FIRST DOWNS RUSHING - SEASON

62 - 1971
63 - 1965
68 - 1963

MOST FIRST DOWNS RUSHING - GAME

17 - vs San Diego, 9/23/62.
16 - vs Denver, 11/12/67.

FEWEST FIRST DOWNS RUSHING - GAME

0 - vs Los Angeles Chargers, 11/13/60.
0 - vs Dallas Texans, 12/4/60.
0 - vs Denver, 12/2/62.
0 - vs Boston, 11/1/63.

MOST FIRST DOWNS PASSING - SEASON

193 - 1964
182 - 1961

FEWEST FIRST DOWNS PASSING - SEASON

86 - 1967
90 - 1975
103 - 1974

MOST FIRST DOWNS PASSING - GAME

24 - vs Buffalo, 11/1/64.
21 - vs Los Angeles Chargers, 11/13/60.

FEWEST FIRST DOWNS PASSING - GAME

1 - vs Pittsburgh, 12/9/73.
2 - vs Buffalo, 10/11/64.
2 - vs Buffalo, 9/17/67.
2 - vs Cincinnati, 10/31/71.

MOST FIRST DOWNS PENALTY - SEASON

26 - 1960
26 - 1966

FEWEST FIRST DOWNS PENALTY - SEASON

10 - 1967
13 - 1968

MOST FIRST DOWNS PENALTY - GAME

6 - vs Dallas Texans, 12/4/60.
6 - vs Kansas City, 10/30/66.

NET YARDS GAINED (Rushing and Passing)

MOST YARDS GAINED - SEASON

6288 - 1961
4971 - 1962

FEWEST YARDS GAINED - SEASON

3191 - 1972
3307 - 1973
3338 - 1974

MOST YARDS GAINED - GAME

582 - vs Denver, 11/5/61.
573 - vs New York Titans, 12/10/61.
555 - vs New York Titans, 11/19/61.

FEWEST YARDS GAINED - GAME

83 - vs Pittsburgh, 12/9/73.
89 - vs Oakland, 10/9/72.
101 - vs Kansas City, 10/12/69.
106 - vs Cleveland, 10/21/73.

MOST YARDS GAINED, BOTH TEAMS - GAME

1063 - Houston (475) vs Oakland (588), 12/22/63.
1019 - Houston (467) vs Denver (552), 11/6/60.

FEWEST YARDS GAINED, BOTH TEAMS - GAME

242 - Houston (158) vs Pittsburgh (89), 12/1/74.
267 - Houston (177) vs Cincinnati (83), 10/31/71.
332 - Houston (139) vs Buffalo (193), 9/17/67.

RUSHING

MOST RUSHING ATTEMPTS - SEASON

526 - 1975
477 - 1967
474 - 1960

FEWEST RUSHING ATTEMPTS - SEASON

324 - 1965
327 - 1964

MOST RUSHING ATTEMPTS - GAME

56 - vs San Diego, 9/28/75.
55 - vs Oakland, 9/9/61.
51 - vs San Francisco, 12/7/75.

FEWEST RUSHING ATTEMPTS - GAME

9 - vs Cincinnati, 10/24/76.
12 - vs Boston, 11/1/63.
14 - vs San Diego, 12/12/65.
14 - vs Oakland, 11/7/65.

MOST RUSHING ATTEMPTS, BOTH TEAMS - GAME

85 - Houston (33) vs New England (52), 9/21/75.
81 - Houston (56) vs San Diego (25), 9/28/75.
81 - Houston (33) vs Pittsburgh (48), 11/21/76
80 - Houston (55) vs Oakland (25), 9/9/61.

FEWEST RUSHING ATTEMPTS, BOTH TEAMS - GAME

39 - Houston (25) vs Denver (14), 12/2/62.
41 - Houston (17) vs Denver (24), 12/20/64.
42 - Houston (23) vs Oakland (19), 9/7/63.

MOST YARDS GAINED RUSHING - SEASON

2122 - 1967
2068 - 1975
1896 - 1963

FEWEST YARDS GAINED RUSHING - SEASON

1106 - 1971
1175 - 1965
1194 - 1963

MOST YARDS GAINED RUSHING - GAME

279 - vs Miami, 12/2/67.
277 - vs San Diego, 9/23/62.
266 - vs Los Angeles Chargers, 9/18/60.
266 - vs New York Titans, 12/10/61.

FEWEST YARDS GAINED RUSHING - GAME

19 - vs Boston, 11/1/63.
19 - vs San Diego, 12/12/65.

MOST YARDS GAINED RUSHING, BOTH TEAMS - GAME

502 - Houston (104) vs Dallas Texans (398), 10/1/61.
418 - Houston (266) vs New York Titans (152), 12/10/61.

FEWEST YARDS GAINED RUSHING, BOTH TEAMS - GAME

58 - Houston (72) vs Boston (-14), 11/25/60.
91 - Houston (52) vs Denver (39), 12/2/62.

HIGHEST AVERAGE GAIN RUSHING - SEASON

4.4 - 1967
4.2 - 1961
4.2 - 1964

MOST TOUCHDOWNS RUSHING - SEASON

16 - 1968
15 - 1960
15 - 1961
15 - 1962

MOST TOUCHDOWNS RUSHING - GAME

5 - vs Los Angeles Chargers, 9/18/60.

MOST TOUCHDOWNS RUSHING, BOTH TEAMS - GAME

5 - Houston (5) vs Los Angeles Chargers (0), 9/18/60.
5 - Houston (3) vs Denver (2), 11/5/61.
5 - Houston (3) vs Oakland (2), 9/19/64.
5 - Houston (2) vs Kansas City (3), 11/28/65.
5 - Houston (2) vs Oakland (3), 11/7/65.
5 - Houston (2) vs San Diego (3), 12/19/71.

PASSING

MOST PASSES ATTEMPTED - SEASON

592 - 1964
550 - 1965

FEWEST PASSES ATTEMPTED - SEASON

333 - 1967
347 - 1975
363 - 1974

MOST PASSES ATTEMPTED - GAME

68 - vs Buffalo, 11/1/64 (37 completed).
61 - vs Oakland, 11/7/65 (27 completed).

FEWEST PASSES ATTEMPTED - GAME

11 - vs Buffalo, 11/10/74 (6 completed).
12 - vs Miami, 12/23/67 (5 completed).
13 - vs Cincinnati, 11/17/74 (11 completed).

MOST PASSES ATTEMPTED, BOTH TEAMS - GAME

- 97 - Houston (44) vs Denver (53), 12/2/62.
- 93 - Houston (55) vs Los Angeles Chargers (38), 11/13/60.
- 90 - Houston (35) vs Denver (55), 12/20/64.

FEWEST PASSES ATTEMPTED, BOTH TEAMS - GAME

- 35 - Houston (23) vs Miami (12), 10/6/68.
- 36 - Houston (23) vs Pittsburgh (13), 11/21/76.
- 37 - Houston (14) vs Buffalo (23), 10/29/67.
- 39 - Houston (11) vs Buffalo (28), 11/10/74.

MOST PASSES COMPLETED - SEASON

- 299 - 1964
- 261 - 1963

FEWEST PASSES COMPLETED - SEASON

- 144 - 1967
- 165 - 1975
- 181 - 1972

MOST PASSES COMPLETED - GAME

- 37 - vs Buffalo, 11/1/64, (68 attempts).
- 35 - vs Denver, 12/20/64, (55 attempts).

FEWEST PASSES COMPLETED - GAME

- 3 - vs Kansas City, 10/22/67, (14 attempts).
- 4 - vs Oakland, 10/9/72, (25 attempts).
- 5 - vs Miami, 12/23/67, (12 attempts).

MOST PASSES COMPLETED, BOTH TEAMS - GAME

- 53 - Houston (18) vs Denver (35), 12/20/64.
- 50 - Houston (24) vs Denver (26), 10/21/62.

FEWEST PASSES COMPLETED, BOTH TEAMS - GAME

- 13 - Houston (7) vs Miami (6), 10/6/68.
- 13 - Houston (6) vs Cincinnati (7), 10/31/71.
- 14 - Houston (8) vs Denver (6), 10/1/67.

MOST YARDS GAINED PASSING (Net) - SEASON

- 4392 - 1961
- 3576 - 1964

FEWEST YARDS GAINED PASSING (Net) - SEASON

- 1390 - 1967
- 1670 - 1972
- 1869 - 1975

MOST YARDS GAINED PASSING (Net) - GAME

- 464 - vs Buffalo, 10/29/61.
- 448 - vs Boston, 10/13/61.
- 407 - vs New York Titans, 11/19/61.

FEWEST YARDS GAINED PASSING (Net) - GAME

- 0 - vs Pittsburgh, 10/15/72.
- 1 - vs Oakland, 10/9/72.
- 25 - vs Pittsburgh, 12/9/73.

MOST YARDS GAINED PASSING, BOTH TEAMS (Net) - GAME

- 749 - Houston (342) vs Oakland (407), 12/22/63.
- 737 - Houston (276) vs Denver (461), 11/6/60.
- 716 - Houston (464) vs Buffalo (252), 10/29/61.

FEWEST YARDS GAINED PASSING, BOTH TEAMS (Net) - GAME**BOTH TEAMS (Net) - GAME**

- 31 - Houston (83) vs Cincinnati (-52), 10/31/71.
- 46 - Houston (0) vs Pittsburgh (46), 10/15/72.
- 125 - Houston (76) vs Denver (49), 10/1/67.

MOST TIMES TACKLED ATTEMPTING TO PASS - SEASON

- 45 - 1972
- 43 - 1973
- 39 - 1976
- 36 - 1969

FEWEST TIMES TACKLED ATTEMPTING TO PASS - SEASON

- 11 - 1962
- 14 - 1961

MOST TIMES TACKLED ATTEMPTING PASSES - GAME

- 9 - vs Boston, 12/8/63.
- 9 - vs New York Jets, 12/6/69.

MOST TIMES TACKLED ATTEMPTING PASSES,**BOTH TEAMS - GAME**

- 11 - Houston (9) vs Boston (2), 12/8/63.
- 10 - Houston (1) vs New York Titans (9), 10/14/62.
- 10 - Houston (7) vs Dallas Cowboys (3), 12/20/70.
- 10 - Houston (1) vs Cincinnati (9), 10/31/71.

**BUM PHILLIPS AT A POST GAME MEDIA
CONFERENCE AFTER A FOURTH
STRAIGHT LOSS:**

"I don't need questions, I need answers."

HOUSTON OILER TEAM RECORDS – DEFENSE

SCORING

FEWEST POINTS ALLOWED – SEASON

199 – 1967
226 – 1975
242 – 1961

MOST POINTS ALLOWED – SEASON

458 – 1973
429 – 1965
396 – 1966
380 – 1972

FEWEST TOUCHDOWNS ALLOWED – SEASON

18 – 1967
26 – 1968
27 – 1975

MOST TOUCHDOWNS ALLOWED – SEASON

53 – 1973
50 – 1965
50 – 1966
47 – 1963

FIRST DOWNS

FEWEST FIRST DOWNS ALLOWED – SEASON

183 – 1969
198 – 1968
217 – 1962

MOST FIRST DOWNS ALLOWED – SEASON

282 – 1960
274 – 1974
271 – 1965

FEWEST FIRST DOWNS ALLOWED RUSHING – SEASON

75 – 1962
77 – 1969
85 – 1970

MOST FIRST DOWNS ALLOWED RUSHING – SEASON

147 – 1972
138 – 1973
132 – 1965

FEWEST FIRST DOWNS ALLOWED PASSING – SEASON

89 – 1976
93 – 1969
96 – 1968
97 – 1971

MOST FIRST DOWNS ALLOWED PASSING – SEASON

164 – 1960
150 – 1964
137 – 1975

FEWEST FIRST DOWNS ALLOWED PENALTY – SEASON

13 – 1968
13 – 1969
15 – 1974

MOST FIRST DOWNS ALLOWED PENALTY – SEASON

28 – 1960
28 – 1965
27 – 1970

NET YARDS ALLOWED

(Rushing and Passing)

FEWEST YARDS ALLOWED – SEASON

3375 – 1968
3773 – 1969
3795 – 1971

MOST YARDS ALLOWED – SEASON

5241 – 1964
5153 – 1965
4940 – 1966

RUSHING

FEWEST YARDS ALLOWED RUSHING – SEASON

1027 – 1960
1556 – 1969
1569 – 1962

MOST YARDS ALLOWED RUSHING – SEASON

2683 – 1965
2591 – 1972
2410 – 1973

FEWEST TOUCHDOWNS ALLOWED RUSHING – SEASON

6 – 1960
7 – 1967
9 – 1968

MOST TOUCHDOWNS ALLOWED RUSHING – SEASON

23 – 1972
 22 – 1971
 19 – 1973

FEWEST YARDS ALLOWED RUSHING – GAME

-14 – Boston, 11/25/60.
 5 – San Francisco, 12/7/75.
 10 – Boston, 12/18/60.
 18 – Buffalo, 10/30/60.

MOST YARDS ALLOWED RUSHING – GAME

398 – Dallas Texans, 10/1/61.
 302 – Kansas City, 10/24/65.
 290 – Buffalo, 11/1/64.

PASSING**FEWEST YARDS ALLOWED PASSING – GAME**

-52 – vs Cincinnati, 10/31/71.
 -7 – vs Denver, 9/3/66.
 9 – vs Pittsburgh, 12/1/74.
 10 – vs Buffalo, 12/7/68.

MOST YARDS ALLOWED PASSING – GAME

405 – vs Buffalo, 11/11/64.
 401 – vs Denver, 11/6/60.
 363 – vs New York Titans, 10/23/60.

FEWEST YARDS ALLOWED PASSING (Net) – SEASON

1671 – 1968
 1914 – 1976
 2072 – 1971
 2217 – 1969

MOST YARDS ALLOWED PASSING (Net) – SEASON

3874 – 1960
 3315 – 1964
 3162 – 1966

MOST OPPONENTS TACKLED**ATTEMPTING PASSES – SEASON**

50 – 1976
 45 – 1975
 41 – 1961
 40 – 1974

FEWEST TOUCHDOWN PASSES ALLOWED – SEASON

10 – 1967
 11 – 1971
 12 – 1972

MOST TOUCHDOWN PASSES ALLOWED – SEASON

35 – 1966
 28 – 1960
 27 – 1965

INTERCEPTIONS BY**MOST OPPONENTS' PASSES INTERCEPTED BY – SEASON**

36 – 1963
 35 – 1962
 33 – 1961

FEWEST OPPONENTS' PASSES INTERCEPTED BY – SEASON

6 – 1972
 11 – 1976
 17 – 1973
 18 – 1966
 18 – 1970

MOST CONSECUTIVE GAMES INTERCEPTING PASSES

17 – 1963 - 64
 12 – 1961 - 62 (13 including playoffs)
 10 – 1960
 10 – 1968 - 69

MOST YARDS RETURNED INTERCEPTED PASSES – SEASON

676 – 1967 (26)
 456 – 1971 (23)
 453 – 1963 (36)
 431 – 1973 (30)

MOST YARDS GAINED**RETURNING INTERCEPTED PASSES – GAME**

245 – vs New York Jets, 10/15/67 (6 intercepts).
 168 – vs Oakland, 9/19/63 (5 intercepts).

MOST TOUCHDOWNS**RETURNING INTERCEPTED PASSES – SEASON**

7 – 1967
 5 – 1968
 4 – 1969

MOST TOUCHDOWNS**RETURNING INTERCEPTED PASSES – GAME**

3 – vs San Diego, 12/19/71.
 2 – vs New York Jets, 10/15/67.
 2 – vs Buffalo, 12/7/68.

PUNT RETURNS

FEWEST PUNT RETURNS BY OPPONENTS – SEASON

20 – 1961
28 – 1960
28 – 1962

MOST PUNT RETURNS BY OPPONENTS – SEASON

60 – 1976
56 – 1974
52 – 1970
48 – 1965
47 – 1975

FEWEST YARDS ALLOWED

ON PUNT RETURNS BY OPPONENTS – SEASON

196 – 1969
258 – 1960
259 – 1962

MOST YARDS ALLOWED

ON PUNT RETURNS BY OPPONENTS – SEASON

668 – 1976
500 – 1974
498 – 1965
484 – 1963
441 – 1970

KICKOFF RETURNS

FEWEST KICKOFFS RETURNED BY OPPONENTS – SEASON

32 – 1970
37 – 1973
38 – 1969
41 – 1971

MOST KICKOFFS RETURNED BY OPPONENTS – SEASON

64 – 1961
61 – 1975
60 – 1966
55 – 1962

FEWEST YARDS ALLOWED

ON KICKOFF RETURNS BY OPPONENTS – SEASON

741 – 1970
792 – 1969
811 – 1973
862 – 1971

MOST YARDS ALLOWED

ON KICKOFF RETURNS BY OPPONENTS – SEASON

1481 – 1961
1355 – 1966
1355 – 1975
1299 – 1968



OILERS' LONGEST PLAYS, 1960 - 76

RUNS FROM SCRIMMAGE

- 91-yards— TD, Sid Blanks, 12/13/64, at Houston 33, New York 17.
- 69-yards— TD, Hoyle Granger, 11/6/66, at Oakland 38, Houston 23.
- 68-yards— Sid Blanks, 9/19/64, at Houston 42, Oakland 28.
- 67-yards— Hoyle Granger, 11/26/67, at Houston 27, Boston 6.
- 65-yards— Dave Smith, 10/30/60, at Buffalo 25, Houston 24.
- 64-yards— TD, Billy Cannon, 12/12/62, at New York 10, Houston 44.
- 64-yards— Hoyle Granger, 12/23/67, at Miami 10, Houston 41.

PASS PLAYS

- 98-yards— TD, Jacky Lee to Willard Dewveall, 11/25/62, at Houston 33, San Diego 27.
- 95-yards— TD, George Blanda to Dick Compton, 12/5/65, at Houston 18, Buffalo 29.
- 92-yards— TD, Jacky Lee to Bill Groman, 11/20/60, at Houston 20, Denver 10.
- 88-yards— TD, George Blanda to Billy Cannon, 1/1/61, at Houston 24, Los Angeles 16 (Championship).
- 87-yards— TD, Jerry Rhome to Charlie Joiner, 12/12/70, at Houston 20, Cincinnati 30.
- 86-yards— TD, Pete Beathard to Jerry LeVias, 11/16/69, at Denver 20, Houston 20.

PASS INTERCEPTION RETURNS

- 98-yards— TD, Pete Jaquess, 9/19/64, at Houston 42, Oakland 28.
- 90-yards— TD, Mark Johnston, 10/27/63, at Houston 28, Kansas City 7.
- 87-yards— Joe Blahak, 12/9/73, at Pittsburgh 33, Houston 7.
- 78-yards— Ken Houston, 9/9/67, at Houston 20, Kansas City 25.
- 72-yards— Gary Cutsinger, 10/31/65, at Buffalo 17, Houston 19.
- 67-yards— Miller Farr, 10/15/67, at New York 28, Houston 28.
- 66-yards— TD, Ken Houston, 9/14/68, at Miami 10, Houston 24.

PUNTS

- 79-yards— Jim Norton, 11/22/64, at Houston 19, Kansas City 28.
- 74-yards— Dan Pastorini, 10/24/76, at Houston 7, Cincinnati 27.
- 73-yards— Spike Jones, 11/8/70, at Kansas City 24, Houston 9.
- 70-yards— Roy Gerela, 9/14/69, at Oakland 21, Houston 17.
- 69-yards— David Beverly, 11/24/74, at Houston 0, Dallas 10.
- 68-yards— Jim Norton, 12/22/63, at Oakland 52, Houston 49.
- 68-yards— Dan Pastorini, 11/9/75, at Pittsburgh 24, Houston 17.

PUNT RETURNS

- 83-yards— TD, Billy Johnson, 11/16/75, at Houston 20, Miami 19.
- 82-yards— TD, Bobby Jancik, 12/20/64, at Houston 34, Denver 15.
- 76-yards— Billy Johnson, 12/7/75, at San Francisco 13, Houston 27.
- 69-yards— TD, Ronnie Coleman, 10/24/76, at Houston 7, Cincinnati 27.
- 63-yards— TD, Billy Johnson, 10/5/75, at Houston 19, Cincinnati 21.
- 56-yards— Bobby Jancik, 11/1/63, at Boston 45, Houston 3.
- 54-yards— Larry Carwell, 10/1/67, at Houston 10, Denver 6.
- 52-yards— TD, Billy Johnson, 10/26/75, at Houston 24, Detroit 8.
- 51-yards— Billy Cannon, 9/18/60, at Houston 38, Los Angeles 28.

KICKOFF RETURNS

- 104-yards— TD, Ken Hall, 10/23/60, at New York 28, Houston 42.
- 103-yards— TD, Bob Gresham, 9/23/73, at Cincinnati 24, Houston 10.
- 93-yards— TD, Ode Burrell, 11/1/63, at Houston 17, Boston 34.
- 92-yards— TD, Zeke Moore, 10/22/67, at Kansas City 19, Houston 24.
- 88-yards— TD, Billy Cannon, 12/18/60, at Houston 37, Boston 21.
- 87-yards— Jerry LeVias, 11/9/69, at Houston 31, Cincinnati 31.
- 81-yards— TD, Billy Johnson, 10/12/75, at Cleveland 10, Houston 40.
- 77-yards— Ken Hall, 12/18/60, at Houston 37, Boston 21.

FIELD GOALS

- 55-yards— George Blanda, 12/3/61, at Houston 33, San Diego 13.
- 54-yards— George Blanda, 11/12/62, at Houston 32, Oakland 17.
- 54-yards— Skip Butler, 9/19/76, at Buffalo 3, Houston 13.
- 53-yards— George Blanda, 10/22/61, at Houston 38, Dallas 7.
- 53-yards— George Blanda, 12/11/60, at Houston 31, Buffalo 23.
- 53-yards— George Blanda, 10/14/62, at Houston 17, Buffalo 14.
- 51-yards— George Blanda, 12/4/66, at Houston 22, San Diego 28.
- 50-yards— George Blanda, 10/30/60, at Buffalo 25, Houston 24.
- 50-yards— George Blanda, 9/18/66, at New York 52, Houston 13.
- 50-yards— Roy Gerela, 9/28/69, at Houston 22, Miami 10.

FIELD GOAL RETURNS (Runbacks of missed FG attempts)

- 71-yards— TD, Ken Houston, 10/15/67, at New York 28, Houston 28.
- 62-yards— TD, Mark Johnston, 11/26/61, at Houston 45, Denver 14.
- 60-yards— Bobby Gordon, 11/6/60, at Denver 25, Houston 45.

OPPONENTS' LONGEST PLAYS, 1960 - 76

RUNS FROM SCRIMMAGE

- 80-yards— TD, Wray Carlton, Buffalo, 12/5/65, at Houston 18, Buffalo 29.
- 79-yards— Bill Mathis, New York, 11/21/65, at New York 41, Houston 14.
- 77-yards— TD, Mike Garrett, Kansas City, 10/30/66, at Kansas City 48, Houston 23.
- 73-yards— TD, Jack Spikes, Dallas, 10/1/61, at Dallas 26, Houston 21.
- 72-yards— TD, Clemon Daniels, Oakland, 12/9/62, at Houston 32, Oakland 17.
- 69-yards— TD, Hewritt Dixon, Oakland 12/31/67, at Oakland 41, Houston 7 (Championship Game).
- 66-yards— TD, Mack Lee Hill, Kansas City, 11/28/65, at Kansas City 52, Houston 21.
- 63-yards— TD, Ron Lee, Baltimore, 11/1/76, at Baltimore 38, Houston 14.

PASS PLAYS

- 94-yards— TD, Jack Kemp to Glenn Bass, Buffalo, 10/11/64, at Houston 17, Buffalo 48.
- 90-yards— TD, John McCormick to Bob Scarpitto, Denver, 10/17/65, at Denver 28, Houston 17.
- 85-yards— TD, Tom Flores to Art Powell, Oakland, 9/7/63, at Houston 13, Oakland 24.
- 81-yards— TD, Dan Fouts to Charlie Joiner, San Diego, 10/17/76, at San Diego 30, Houston 27.
- 80-yards— TD, Tom Flores to Art Powell, Oakland, 12/22/63, at Oakland 52, Houston 49.
- 80-yards— TD, George Wilson to Bo Roberson, Miami, 10/23/66, at Houston 13, Miami 20.
- 80-yards— TD, John Hadl to Lance Alworth, San Diego, 9/21/68, at San Diego 30, Houston 14.
- 80-yards— TD, Marty Domres to Lance Alworth, San Diego, 10/25/70, at San Diego 31, Houston 31.
- 80-yards— TD, Fran Tarkenton to John Gilliam, Minnesota, 10/13/74, at Minnesota 51, Houston 10.

PASS INTERCEPTION RETURNS

- 98-yards— TD, Bob Suci, Boston, 11/1/63, at Boston 45, Houston 3.
- 91-yards— Booker Edgeron, Buffalo, 11/1/64, at Buffalo 24, Houston 10.
- 86-yards— TD, Glen Edwards, Pittsburgh, 9/30/73, at Houston 7, Pittsburgh 36.
- 84-yards— TD, Wayne Fontes, New York, 12/15/62, at New York 10, Houston 44.
- 78-yards— TD, Jim Hunt, Boston, 11/1/63, at Boston 45, Houston 3.
- 76-yards— Charlie McNeil, San Diego, 9/24/61, at San Diego 34, Houston 24.

PUNTS

- 78-yards— Marv Bateman, Buffalo, 9/19/76, Houston 13, at Buffalo 3.
- 78-yards— Paul Maguire, Buffalo, 9/21/69, at Buffalo 3, Houston 17.
- 72-yards— Ray Guy, Oakland, 12/2/73, at Houston 6, Oakland 17.
- 71-yards— Bob Scarpitto, Denver, 11/12/67, at Denver 18, Houston 20.
- 71-yards— Don Cockroft, Cleveland, 10/22/70, at Cleveland 28, Houston 14.
- 70-yards— George Herring, Denver, 11/20/60, at Houston 20, Denver 10.
- 70-yards— Jerrell Wilson, Kansas City, 11/28/68, at Kansas City 24, Houston 10.

PUNT RETURNS

- 93-yards— TD, Billy Baird, New York, 11/10/63, at Houston 31, New York 27.
- 85-yards— TD, Jon Staggers, Green Bay, 11/19/72, at Houston 10, Green Bay 10.
- 67-yards— TD, Claude Gibson, Oakland, 12/22/63, at Oakland 52, Houston 49.
- 67-yards— TD, Floyd Little, Denver, 11/17/68, at Houston 38, Denver 17.
- 63-yards— TD, Leslie Duncan, San Diego, 12/12/65, at Houston 26, San Diego 37.

KICKOFF RETURNS

- 100-yards— TD, Art Baker, Buffalo, 9/9/62, at Buffalo 23, Houston 28.
- 100-yards— TD, Goldie Sellers, Denver, 10/2/66, at Denver 40, Houston 38.
- 95-yards— Bob Neff, Miami, 9/14/68, at Miami 10, Houston 24.
- 95-yards— TD, Ike Hill, Chicago, 10/28/73, at Chicago 35, Houston 14.
- 90-yards— TD, Charlie Mitchell, Denver, 9/14/63, at Houston 20, Denver 14.
- 89-yards— TD, Larry Garron, Boston, 10/31/61, at Boston 31, Houston 31.
- 88-yards— TD, Goldie Sellers, Denver, 9/3/66, at Houston 45, Denver 7.

FIELD GOALS

- 54-yards— Jan Stenerud, Kansas City, 9/9/67, at Houston 20, Kansas City 25.
- 51-yards— Gene Mingo, Denver, 11/6/60, at Denver 25, Houston 45.
- 51-yards— Horst Muhlmann, Cincinnati, 10/4/70, at Cincinnati 13, Houston 20.
- 51-yards— Horst Muhlmann, Cincinnati, 12/17/72, at Houston 17, Cincinnati 61.
- 50-yards— Jim Turner, New York, 12/13/64, at Houston 33, New York 17.
- 50-yards— Dennis Partee, San Diego, 12/19/71, at Houston 49, San Diego 33.
- 48-yards— Mack Yoho, Buffalo, 12/11/60, at Houston 31, Buffalo 23.
- 48-yards— Booth Lusteg, Miami, 12/23/67, at Miami 10, Houston 41.
- 48-yards— Dennis Partee, San Diego, 9/21/68, at San Diego 30, Houston 14.
- 48-yards— Jim Turner, New York, 10/20/68, at New York 26, Houston 17.

FIELD GOAL RETURNS (Runbacks of missed FG attempts)

- 97-yards— TD, Marshall Starks, New York, 9/22/63, at New York 24, Houston 17.

THE LAST TIME

PUNT RETURNED FOR A TD:

- By Oilers — Ronnie Coleman vs Cincinnati, Oct. 24, 1976 (69 yards)
- By Opp — Jon Stagers, Green Bay Packers, Nov. 19, 1972 (85 yards)

KICKOFF RETURNED FOR A TD:

- By Oilers — Billy Johnson vs Cleveland, Oct. 12, 1975 (81 yards)
- By Opp. — Ike Hill, Chicago Bears, Oct. 28, 1973 (95 yards)

FUMBLE RETURNED FOR A TD:

- By Oilers — C.L. Whittington vs New Orleans Saints, Oct. 3, 1976 (96 yards)
- By Opp. — Melvin Morgan, Cincinnati Bengals, Oct. 24, 1976 (80 yards)

INTERCEPTION RETURNED FOR A TD:

- By Oilers — Zeke Moore vs New York Jets, Nov. 3, 1974 (22 yards)
- By Opp. — Stan White, Baltimore Colts, Nov. 4, 1973 (19 yards)

CONVERTED A FG OVER 50 YARDS:

- By Oilers — Skip Butler vs Buffalo Bills, Sept. 19, 1976 (54 yards)
- By Opp. — Chris Bahr, Cincinnati Bengals, Nov. 14, 1976 (50 yards)

CONVERTED 4 FG's IN A GAME:

- By Oilers — Skip Butler vs Cleveland Browns, Oct. 12, 1975
- By Opp. — Rich Szaro, New Orleans Saints, Oct. 3, 1976

SCORED 3 TD's IN A GAME, RECEIVING:

- By Oilers — Mack Alston vs Cleveland Browns, Oct. 12, 1975
- By Opp. — Haven Moses, Denver Broncos, Oct. 14, 1973

SCORED 3 TD's IN A GAME, RUSHING:

- By Oilers — Sid Blanks vs New York Jets, Dec. 13, 1964
- By Opp. — Otis Armstrong, Denver Broncos, Dec. 8, 1974

SCORED A SAFETY:

- By Oilers — Robert Brazile vs Cincinnati Bengals, Nov. 30, 1975 (Blocked Punt recovered in end zone by Bengals)
- By Opp. — Loren Toews, Pittsburgh Steelers, Nov. 21, 1976

SCORED A TD 75 PLUS YARDS ON A PASS:

- By Oiler — Ken Burrough vs Cleveland Browns, Dec. 10, 1976 (75 yards from Dan Pastorini)
- By Opp. — Charlie Joiner, San Diego Chargers, Oct. 17, 1976 (81 yards from Dan Fouts)

SCORED A TD 50 PLUS YARDS, RUSHING:

- By Oilers — Hoyle Granger vs Oakland Raiders, Nov. 6, 1966 (69 yards)
- By Opp. — Gregg Pruitt, Cleveland Browns, Nov. 11, 1973 (53 yards)

A QUARTERBACK PASSED FOR 300 PLUS YARDS IN A GAME:

- By Oilers — Dan Pastorini vs San Diego, Oct. 17, 1976 (329 yards)
- By Opp. — Ken Anderson, Cincinnati Bengals, Oct. 27, 1974 (352 yards)

A QUARTERBACK PASSED FOR 5 TD's IN A GAME:

- By Oilers — George Blanda vs Denver Broncos, Oct. 17, 1965
- By Opp. — Craig Morton, Dallas Cowboys, Dec. 20, 1970

A QUARTERBACK ATTEMPTED 40 PLUS PASSES IN A GAME:

- By Oilers — Dan Pastorini vs Cincinnati Bengals, Oct. 24, 1976 (41)
- By Opp. — Mike Phipps, Cleveland Browns, Dec. 21, 1975 (42)

A QUARTERBACK COMPLETED 25 PLUS PASSES IN A GAME:

- By Oilers — Dan Pastorini vs San Diego Chargers, Oct. 17, 1976 (25)
- By Opp. — Ken Anderson, Cincinnati Bengals, Oct. 27, 1974 (30)

A RUNNING BACK GAINED 120 PLUS YARDS:

- By Oilers — Ronnie Coleman vs San Diego Chargers, Sept. 15, 1974 (123 yards)

By Opp. – Lydell Mitchell, Baltimore Colts, Nov. 1, 1976
(136 yards)

RUNNING BACK MADE 25 PLUS RUSHING ATTEMPTS:

By Oilers – Fred Willis vs Cincinnati Bengals, Nov. 14, 1976
(26)

By Opp. – Lydell Mitchell, Baltimore Colts, Nov. 1, 1976
(28)

PLAYER MADE 10 PLUS RECEPTIONS IN A GAME:

By Oilers – Fred Willis vs Denver Broncos, Oct. 14, 1973
(11 for 53 yards)

By Opp. – Ed Podalak, Kansas City Chiefs, Sept. 29, 1974
(10 for 64 yards)

PLAYER GAINED 140 PLUS YARDS RECEIVING:

By Oilers – Ken Burrough vs New York Jets, Nov. 3, 1974
(145 yards)

By Opp. – Bob Hayes, Dallas Cowboys, Dec. 20, 1970
(187 yards)

PLAYER MADE TWO INTERCEPTIONS IN A GAME:

By Oilers – C.L. Whittington vs Tampa Bay Buccaneers,
September 12, 1976

By Opp. – Stan White, Baltimore Colts, Nov. 4, 1973

PLAYER MADE A 70 PLUS YARD PUNT:

By Oilers – Dan Pastorini vs Cincinnati Bengals, Oct. 24,
1976 (74 yards)

By Opp. – Marv Bateman, Buffalo Bills, Sept. 19, 1976
(78 yards)

PLAYER MADE 3 PLUS SACKS IN A GAME:

By Oilers – Elvin Bethea vs San Diego, Oct. 17, 1976 (4
sacks)

By Opp. – Harvey Martin, Dallas Cowboys, Nov. 24, 1974
(3 sacks)

A SHUTOUT WAS REGISTERED:

By Oilers – Sept. 12, 1976 vs Tampa Bay Buccaneers (20-0)

By Opp. – Dec. 11, 1976 by Pittsburgh Steelers (21-0)

SCORED 40 PLUS POINTS:

By Oilers – Oct. 12, 1975 vs Cleveland Browns (40-10)

By Opp. – Oct. 13, 1974 by Minnesota Vikings (51-10)

GAINED 400 PLUS YARDS IN A GAME:

By Oilers – Sept. 28, 1975 vs San Diego Chargers (402 yards)

By Opp. – Nov. 1, 1976 by Baltimore Colts (458 yards)

THE PASSER WAS SACKED SIX TIMES IN A GAME:

By Oilers – Oct. 17, 1976 vs San Diego Chargers

By Opp. – Nov. 1, 1976 by Baltimore Colts

A PUNT WAS BLOCKED:

By Oilers – Ted Thompson vs Cleveland Browns, Dec. 5,
1976

By Opp. – Loren Toews, Pittsburgh Steelers, Nov. 21, 1976

A FIELD GOAL ATTEMPT WAS BLOCKED:

By Oilers – Greg Sampson vs Detroit Lions, Oct. 6, 1975

By Opp. – Ken Jones, Buffalo Bills, Sept. 19, 1976

AN OILER LED THE LEAGUE IN RUSHING:

1961 – Billy Cannon, 948 yards on 200 attempts, led AFL.

AN OILER LED THE LEAGUE IN PASSING:

1961 – George Blanda, 187 of 362 for 3,330 yards 36 TD's,
led AFL.

AN OILER LED THE LEAGUE IN RECEIVING:

1964 – Charlie Hennigan, 101 for 1,546 yards, led AFL.

AN OILER LED THE LEAGUE IN INTERCEPTIONS:

1971 – Ken Houston, 9 for 220 yards, led AFC.

AN OILER LED THE LEAGUE IN PUNT RETURNS:

1975 – Billy Johnson, 40 for 612 yards 15.3 average, led
NFL.

AN OILER LED THE LEAGUE IN KO RETURNS:

1967 – Zeke Moore, 14 for 405 yards, 28.9 average, led AFC.

HOUSTON IN THE NFL RECORD MANUAL

INDIVIDUAL RECORDS:

- * Most Seasons Active Player — 26, George Blanda, Chicago Bear 1949-58; Baltimore, 1950; Houston, 1960-66; Oakland, 1967-7
- * Most Games Played, Lifetime — 340, George Blanda.
Most Consecutive Games Played, Lifetime — 224, George Bland Houston, 1960-66; Oakland, 1967-75. The record is 236 by Ji Marshall.
- * Most Points, Lifetime — 2002, George Blanda (9TD, 943 PAT 335 FG).
- * Most Seasons, 100 or More Points — 6, George Blanda (Tied with two players). Twice as an Oiler, 1960-61.
Most Touchdowns, Game — 5, Billy Cannon vs NY Titans, 12/10/61. (Tied with five players; the NFL record is 6 tied by three players).
- * Most Seasons Leading League, PAT's — 8, George Blanda, twice as an Oiler, 1961-62.
- * Most PAT's Attempted Lifetime — 959, George Blanda.
- * Most PAT's Attempted, Season — 65, George, 1961.
- * Most PAT's, Lifetime — 943, George Blanda.
- * Most PAT's, Season — 64, George Blanda, 1961.
- * Most FG's Attempted, Lifetime — 638, George Blanda.
- * Most FG's, Lifetime — 335, George Blanda.
- * Highest FG Pct., Game (5 Attempts) — Roy Gerela, Houston vs Miami, Sept. 28, 1969 (5-5). Tied with 9 players.
Most Safeties Lifetime — 2, Elvin Bethea, tied with 12 players. (The NFL record is 3, tied by 8 players).
Most Passes Attempted, Lifetime — 4663, John Hadl, San Diego, 1962-72; Los Angeles, 1973-74; Houston, 1974-76. Fran Tarkenton is the all-time NFL leader, 5637, followed by John Unitas, 5186.
Most Passes Attempted, Season — 505 George Blanda, 1974. (The NFL record is 508 by Sonny Jurgensen).
- * Most Passes Attempted, Game — 68 George Blanda vs Buffalo, 11/1/64.
- * Most Passes Completed, Game — 37, George Blanda vs Buffalo, 11/1/64.
Most Yards Gained Passing, Lifetime — 33,427, John Hadl. (The NFL record is 41,801 by Fran Tarkenton; John Unitas is second with 40,239).
- * Most Seasons, 3,000 or More Yards Passing — 3, George Blanda 1961-63-64 and John Hadl tied with three other players. (The NFL leader is Sonny Jurgensen with 5).
Longest Pass Completion — 98 yards, Jacky Lee to Willard Dewveall, Houston vs San Diego, 11/25/62, tied with five others. (The NFL record is 99 yards tied by four passers).
- * Most TD Passes, Season — 36, George Blanda, 1961.
- * Most TD Passes, Game — 7, George Blanda, Houston vs New York Titans, 11/19/61 and Adrian Burk (Presently Assistant to the President and Legal Counsel for the Oilers), Philadelphia vs Washington, 10/17/54, tied with three other players.
- * Most Passes had Intercepted, Lifetime — 277, George Blanda, John Hadl, 265.
- * Most Passes Intercepted, Season — 42, George Blanda, 1962; John Hadl, 32, ranks third.
- * Most Pass Receptions, Season — 101, Charlie Hennigan, 1964.
- * Most Yards Gained Receiving, Season — 1746, Charlie Hennigan, 1961; Hennigans 1546 yards in 1964 ranks as third best in NFL history.
Most Yards Gained Receiving, Game — 272, Charlie Hennigan, Houston vs Boston, 10/13/61, third best in NFL history. Jim Benton, 303, holds record.
- * Most TD Receptions, Season — 17, Bill Groman (Presently a member of the Oilers scouting department), 1961. Tied with Don Hutson and Elroy Hirsch.

- Most Consecutive Games, TD Receptions** — 8, Bill Groman, 1961.
Tied with Dave Parks for third best in NFL history. The record is 11 by two players.
- Most TD's on Interceptions, Lifetime** — 9, Ken Houston, Houston, 1967-72; Washington 1973-76, Miller Farr tied for third with 6.
- Most TD's on Interceptions, Season** — 4, Ken Houston, 1971, tied with Jim Kearney; Miller Farr tied for second with 3.
- Most TD's on Interceptions, Game** — 2, Ken Houston and Miller Farr tied with nine players.
- Most Yards Punt Returns, Season** — 612, Billy Johnson, 1975, tied with Roger Bird for third best in NFL history, 655 by Neal Colzie is the record.
- Highest Punt Return Average (75 Attempts)** — 13.2, Billy Johnson
- Most TD's on Punt Returns, Season** — 3, Billy Johnson, 1975, tied with Emlen Tunnell: the record is 4 by Jack Christiansen and Rick Upchurch.
- Most KO Returns, Season** — 45, Bobby Jancik, 1963, third best in NFL history, the record is 47 by two players.
- Most KO Yards Returned, Season** — 1317, Bobby Jancik, 1963.
- Highest KO Return Average, Game (3 Returns)** — 65.33, Ken Hall, vs New York Titans, 10/23/60, third best in NFL history. The record is 73.50 by Wally Triplett.
- Most Combined Yards Returned, Season** — 1462, Bobby Jancik, 1963. The record is 1582 by Chuck Latourette.
- Most TD Returns, Season** — 4, Billy Johnson, 1975, tied with six players.
- Most Fumbles, Season** — 17, Dan Pastorini, 1973.
- Most Opponents Fumbles Recovered, Game** — 3, Ron Carroll, vs Cincinnati, 10/27/74, tied with four other players.
- Most TD's on Fumble Recoveries, Lifetime** — 3, Doug Cline, tied with seven players.
- Most TD's on Fumble Recoveries, Season (Opponents Recovered)** — 2, Doug Cline, tied with 11 players.
- Most Combined Yards Gained, Game** — 373, Billy Cannon vs New York Titans, 12/10/61.

TEAM RECORDS:

- Most Consecutive Seasons League Champion** — 2, 1960-61, tied with 10 teams; the record is 3 by Green Bay.
- Most Consecutive Losses, Regular Season** — 18, 1972-73, ranks third, the record is 29 by Chicago Cardinals.
- Most Losses, Season** — 13, 1972-73, tied with four teams. The record is 14 by Tampa Bay.
- Most Points, Season** — 513, 1961.
- Most Points, Both Teams, One Quarter** — 49, Houston (21) vs Oakland (28), 12/22/63 (2nd Q).
- Most TD's, Season** — 66, 1961.
- Most TD's, Both Teams, Game** — 14, Houston (7) Oakland (7), 12/22/63, tied with two teams, the record is 16, Wash. (10) vs NYG (6), 11/27/66.
- Most PAT's, Season** — 65, 1961.
- Most PAT's, Both Teams, Game (Kicking)** — 14, Houston (7) vs Oakland (7), 12/22/63, tied with two teams.
- Most FG's, Both Teams, Game** — 7, Houston (2) vs Washington (5), 10/10/71 and Houston (1) vs Philadelphia (6) 11/12/72, tied with 14 others, the record is 8, tied by seven teams.
- Most First Downs Passing, Season** — 186, 1964; tied with Oakland.
- Most First Downs Passing, Game** — 24 vs Buffalo, 11/1/64, the record is 25 by Denver.
- Most Net Yards Gained, Season** — 6,288, 1961.
- Most Passes Attempted, Season** — 592, 1964.
- Most Passes Attempted, Game** — 68, vs Buffalo, 11/1/64.
- Most Passes Attempted, Both Teams, Game** — 97, Houston (44) vs Denver (53), 12/2/62, the record is 98 by Minnesota (56) vs Baltimore (42).
- Most Passes Completed, Season** — 299, 1964; the record is 301 by Washington.
- Most Passes Completed, Game** — 37, vs Buffalo, 11/1/64.

- Most Passes Completed, Both Teams — 53, Houston (18) v Denver (35) 12/20/64, the NFL record is 56 by Minnesota (36 vs Baltimore (20).
- * Most Yards Gained Passing, Season — 4,392, 1961.
 - * Fewest Yards Gained Passing, Game — -53 by Denver vs Houston 9/10/67 and -52 by Cincinnati, 10/31/71.
 - * Most TD's Passing, Season — 48, 1961.
 - * Most TD's Passing, Game — 7 vs New York Titans, 11/19/61 and 10/14/62; four other teams are tied with Houston but the Oilers are the only team in NFL history to amass 7 TD's passing in a game twice.
 - * Most Passes had Intercepted, Season — 48, 1962.
 - * Most Passes had Intercepted, Both Teams, Game — 13, Houston (5) vs Denver (8), 12/2/62.
- Fewest Punt Returns, Season — 15, 1960; the record is 14 by two teams.
- Most Punt Returns, Both Teams, Game — 15, Houston (7) vs Pittsburgh (8), 12/1/74, the record is 17 by Philadelphia (12) vs. Cleveland (5).
- Fewest Fair Catches, Season — 2, 1975, tied with four teams; the record is 0 by San Diego and New England.
- Most TD's, Punt Return, Season — 3, 1975, tied with three teams; the record is 5 by Chicago Cardinals.
- Most Seasons Leading League, KO Returns — 4, 1960-62-63-68; the record is 6 by Washington.
- Most KO Returns, Both Teams, Game — 18 Houston (10) vs. Oakland (8) 12/22/63. The record is 19 by NYG (12) vs Washington (7).
- * Most Yards KO Returns, Season — 1,824, 1963, the Oilers also have the third best with 1,799 in 1973.
 - * Most Fumbles, Game — 10, by Kansas City vs Houston, 10/12/69, tied with two teams.
 - * Most Fumbles, Both Teams, Game — 14, Houston (4) vs Kansas City (10), 10/12/69, tied with two others.
- Most Fumbles Recovered, Game (Own and Opponents) — 9, Houston vs Cincinnati, 10/27/74 (4-own, 5-opp), tied with two others; the record is 10 tied by three others.
- Most Yard Penalized, Game — 189, vs Buffalo, 10/31/65; the record is 209 by Cleveland.
- * Fewest Passes Intercepted by, Season — 6, 1972.
- Most Passes Intercepted by, Game — 8 vs Denver, 12/2/62, tied with four others; the record is 9 by two teams.
- Most Yards Returning Interceptions, Season — 676, 1967, the record is 929 by San Diego.
- Most Yards Returning Interceptions, Game — 245 vs New York Jets, 10/15/67; the record is 314 by Los Angeles.
- Most TD's Returning Interceptions, Season — 6, 1967, tied with three others; the record is 9 by San Diego.

***All-Time NFL RECORD**

BUM PHILLIPS ON BILLY JOHNSON:

“Billy’s like the National Anthem. When its his turn, everybody comes to their feet. They know what’s next.”

1976 ATTENDANCE FIGURES

HOME GAMES ROAD GAMES

PRE-SEASON

		Kansas City	32,083
-2			
-7	New Orleans	40,798	
-14	New York Giants	44,460*	
-21	New York Jets	41,929	
-28	Miami	44,316*	
-4		Dallas	61,315

REGULAR SEASON

1-12	Tampa Bay	43,911		
1-19		Buffalo	63,667	
1-26	Oakland	45,426*		
2-3		New Orleans	56,561	
10-10	Denver	51,041*		
10-17		San Diego	33,327	
10-24	Cincinnati	50,968*		
11-1		Baltimore	60,020*	
11-7	Cleveland	47,073		
11-14		Cincinnati	59,574*	
11-21		Pittsburgh	47,947	
11-28	Atlanta	41,039		
12-5		Cleveland	60,226	
12-11	Pittsburgh	52,437*		
	TOTALS	523,398	TOTALS	
			474,720	
	11 Game Average	45.763	9 Game Average	52.746
	League games only	331,895	League games only	381,322
	7 Game Average	47.413	7 Game Average	54.474

20 - GAME TOTAL ATTENDANCE WAS 998,118
FOR AN AVERAGE OF 49,905 PER GAME

14 - GAME REGULAR SEASON TOTAL WAS 713,217
FOR AN AVERAGE OF 50,944 PER GAME

* Standing Room Only

HOUSTON OILERS' 17 - YEAR HOME ATTENDANCE FIGURES, 1960 - 1976

Home

Year	Games	Attendance	Avg. Per Game	Stadium-Capacity
1960	9	190,819	21,202	Jeppesen (35,500)
1961	7	197,016	28,145	Jeppesen (35,500)
1962	9	257,208	28,578	Jeppesen (35,500)
1963	8	187,011	23,376	Jeppesen (35,500)
1964	9	191,444	21,271	Jeppesen (35,500)
1965	8	260,999	32,624	Rice (72,000)
1966	8	214,831	26,854	Rice (72,000)
1967	9	254,616	28,920	Rice (72,000)
1968	11	460,628	41,875	Astrodome (50,000)
1969	11	494,220	44,929	Astrodome (50,000)
1970	11	470,598	42,781	Astrodome (50,000)
1971	11	453,821	41,256	Astrodome (50,000)
1973	11	418,896	38,081	Astrodome (50,000)
1974	11	377,003	34,273	Astrodome (50,000)
1975	10	462,515	46,252	Astrodome (50,000)
1976	11	523,398	45,763	Astrodome (50,000)

17-YR.

Totals 165 5,887,015 35,617

(Includes pre-season and regular season games)

HOUSTON OILERS' 17 - YEAR ROAD ATTENDANCE FIGURES, 1960 - 1976

Road

Year	Games	Attendance	Avg. Per Game
1960	11	243,111	22,101
1961	13	209,633	16,125
1962	11	250,427	22,755
1963	11	243,891	22,171
1964	10	251,094	25,109
1965	11	263,345	23,940
1966	10	330,134	33,013
1967	10	354,283	35,428
1968	8	307,372	38,421
1969	9	410,850	45,650
1970	9	432,000	48,000
1971	10	490,005	49,001
1972	9	512,217	51,222
1973	9	431,969	47,996
1974	9	465,782	51,753
1975	10	538,765	53,877
1976	9	474,720	52,746

17-YR.

Totals 169 6,209,598 36,743

**TOTAL ATTENDANCE FOR 334 HOME AND ROAD GAMES
OVER THE PAST 17 YEARS**

12,096,613

36,217 PER GAME

HOUSTON OILERS' ASTRODOME ATTENDANCE 1968 - 1976

Year	All Games	Regular Season	Average All Games	Average Regular Season	Sell Out
1968	(11) 460,628	283,383	41,875	40,483	3
1969	(11) 494,220	309,420	44,929	44,203	6
1970	(11) 472,072	294,479	42,915	42,068	5
1971	(11) 470,598	289,954	42,781	41,422	5
1972	(11) 453,821	285,851	41,256	40,836	4
1973	(11) 418,896	270,094	38,081	38,585	3
1974	(11) 377,003	264,215	34,273	37,745	1
1975	(10) 464,515	*336,458	46,452	48,065	5
1976	(11) +503,398	331,895	45,763	47,413	6
Total	(98) 4,115,151	2,665,749	41,991	42,313	38

* - Denotes Oiler one-season regular season attendance record.

+ - Denotes Oiler one-season attendance record.

HOUSTON OILERS' JEPPESEN STADIUM ATTENDANCE, 1960 - 1964

Year	All Games	Regular Season	Average All Games	Average Regular Season	Sell-Outs
1960	(9) 190,819	140,136	21,202	20,019	0
1961	(7) 197,016	197,016	28,145	28,145	2
1962	(9) 257,208	200,285	28,578	28,612	0
1963	(8) 187,011	163,376	23,376	23,339	0
1964	(9) 191,444	141,777	21,271	20,254	0
Totals	(42) 1,023,498	842,590	24,369	24,074	2

HOUSTON OILERS' RICE STADIUM ATTENDANCE 1965 - 1967

Year	All Games	Regular Season	Average All Games	Average Regular Season	Sell-Outs
1965	(8) 260,999	230,857	32,624	32,979	0
1966	(8) 214,831	177,896	26,854	25,414	0
1967	(9) 254,616	185,129	28,920	26,447	0
Totals	(25) 730,446	593,882	29,218	28,280	0

1960 CHAMPIONSHIP GAME	32,183
1962 CHAMPIONSHIP GAME	37,981
	644,046

OILERS' TOP TEN ATTENDANCE FIGURES IN LEAGUE PLAY, 1960 - 1976

HOME GAMES			ROAD GAMES		
Year	Opponent	Crowd	Year	Opponent	Crowd
1974	Dallas	52,837A*	1974	Buffalo	80,020
1965	New York Jets	52,680R	1973	Kansas City	78,000
1976	Pittsburgh	52,437A*	1972	Miami	77,821
1969	New York Jets	51,923A*	1970	Cleveland	74,723
1975	Washington	51,911A*	1973	Cleveland	69,500
1975	Pittsburgh	51,851A*	1975	Kansas City	65,449
1975	Miami	51,755A*	1969	New York Jets	63,841
1968	New York Jets	51,710A*	1976	Buffalo	63,677
1972	New York Jets	51,423A*	1973	New York Giants	62,892
1972	Oakland	51,378A*	1967	New York Jets	62,729

* Standing Room Only


A - Astrodome

J - Jeppesen Stadium

R - Rice Stadium

(Crowd figures are actual tickets sold)
(Largest Jeppesen Stadium crowd was 37,981 in 1962
for championship game with Dallas Texans.)

NFL-DATA



FINAL 1976 NFL STANDINGS

AMERICAN FOOTBALL CONFERENCE

EASTERN DIVISION

Team	W	L	T	Pct.	Pts.	Opp.
* Baltimore	11	3	0	.786	417	246
† New England	11	3	0	.786	376	236
Miami	6	8	0	.429	263	264
N.Y. Jets	3	11	0	.214	169	383
Buffalo	2	12	0	.143	245	363

CENTRAL DIVISION

* Pittsburgh	10	4	0	.714	342	138
Cincinnati	10	4	0	.714	335	210
Cleveland	9	5	0	.643	267	287
Houston	5	9	0	.357	222	273

WESTERN DIVISION

* Oakland	13	1	0	.929	350	237
Denver	9	5	0	.643	315	206
San Diego	6	8	0	.429	248	285
Kansas City	5	9	0	.357	290	376
Tampa Bay	0	14	0	.000	125	412

NATIONAL FOOTBALL CONFERENCE

EASTERN DIVISION

Team	W	L	T	Pct.	Pts.	Opp.
* Dallas	11	3	0	.786	296	194
† Washington	10	4	0	.714	291	217
St. Louis	10	4	0	.714	309	267
Philadelphia	4	10	0	.286	165	286
N.Y. Giants	3	11	0	.214	170	250

CENTRAL DIVISION

* Minnesota	11	2	1	.821	305	176
Chicago	7	7	0	.500	253	216
Detroit	6	8	0	.429	262	220
Green Bay	5	9	0	.357	218	299

WESTERN DIVISION

* Los Angeles	10	3	1	.750	351	190
San Francisco	8	6	0	.571	270	190
Atlanta	4	10	0	.286	172	312
New Orleans	4	10	0	.286	253	346
Seattle	2	12	0	.143	229	429

* - Division Winner † - Wild Card Team for Playoffs

DIVISIONAL PLAYOFFS

Oakland 24, New England 21 Minnesota 35, Washington 30
 Pittsburgh 40, Baltimore 14 Los Angeles 14, Dallas 12

CONFERENCE CHAMPIONSHIPS

Oakland 24, Pittsburgh 7 Minnesota 24, Los Angeles 13

SUPER BOWL XI

Oakland 32, Minnesota 14

AFC-NFC PRO BOWL GAME

AFC 24, NFC 14


- September 16Recallable waivers resume unless second waiver of player since July 5 or club reaches player limit simultaneously with waiver request.
- September 18Regular Season begins.
- October 4Priority on multiple waiver claims in the same conference is now based on the current season's standings.
- Oct. 15 - Nov. 1Players on Physically Unable to Perform/ Reserve may begin practice in regular team sessions. After a maximum of two weeks, club must activate, waive, trade, or keep player on Reserve List for remainder of the season.
- October 25.All trading ends.
- October 25.After this date and for the remainder of 1977, vested veterans placed on waivers will no longer have the option of electing free agency if claimed and would be assigned to another club.
- October 25.Deadline for re-signing free agents released earlier in the year by the same club, provided players have not been with another club in the interim.
- November 18Deadline for reinstatement of retired players.
- December 14Deadline for waiver requests in 1977.
- December 16-17.Post-Season rosters frozen.
- Mid-December.Balloting for AFC-NFC Pro Bowl. (Exact date to be determined.)
- December 19Clubs may begin signing free agent players for 1978 season.
- December 24 & 26AFC and NFC Divisional Playoffs.

1978

- January 1AFC and NFC Championship Games.
- January 15.Super Bowl XII, New Orleans.
- January 16.Waiver system resumes with 10-day claiming period.
- January 16.Intra-conference trading begins.
- January 16.Deadline for waiver requests on players the club does not wish to exercise options on for 1978.
- January 16.AFC-NFC Pro Bowl squads begin practice, Tampa, Fla.
- January 23.AFC-NFC Pro Bowl, Tampa, Fla.
- January 24.Inter-conference trading begins.
- February 1.Expiration date of all player contracts due to expire in 1978.
- February 1.Deadline for exercising options for 1978 on all players who have option clauses in their contracts, regardless of whether player signed a Standard Player Contract, an NFL

Player Contract, or any new form later approved.

- February 1.Deadline for submission of "qualifying offers" by clubs to their option payouts and those whose contracts had no option clause but were due to expire on February 1.
- February 1.From this date through the intra-conference trading deadline, vested veterans placed on waivers may opt for free agency if claimed and would be assigned to another club.
- February 1.Clubs must declare three players from their 1977 Injured Reserve lists as tradeable in 1978.
- March 13-17.NFL Annual Meeting, Canyon Hotel, Palm Springs, Calif.
- April 15Deadline for submission of "qualifying offers" by New Clubs to option payouts (whenever made, offers must be returned to Old Club within seven days).
- April 22Deadline for decision by Old Club on whether to exercise right of first refusal or to accept appropriate compensation (whenever New Club's "qualifying offer" is made, Old Club must make decision within seven days).



NATIONAL FOOTBALL LEAGUE TIEBREAKER FORMULA

The following procedure will be used to break ties for postseason playoffs:

To Break A Tie Within A Division, these steps will be taken, in order:

1. Best won-lost percentage in head-to-head competition
2. Best won-lost percentage in games within division
3. Best won-lost percentage in games within conference provided teams played equal number of intraconference games.
4. Best point differential in head-to-head competition
5. Best average point differential applied to division games
6. Best average point differential applied to conference games.
7. Best point differential applied to an entire regular season schedule.
8. Coin Flip.

If, in selecting the wild card teams, there are two or more teams tied with the leading won-lost percentage, these steps will be taken, in order:

1. If there are more than two teams tied and two are from the same division, the division tie first will be broken using the above division tie-breaking system. The surviving ties then are broken as follows:

Conference Ties

1. Best percentage in head-to-head competition, when applicable. This is applicable in a three-way tie only if one club beat both others or one club lost to both others.
2. Best won-lost percentage in games within conference, provided teams played equal number of intraconference games.
3. Best point differential in head-to-head competition.
4. Best average point differential applied to conference games.
5. Best point differential applied to an entire regular season schedule.
6. Coin Flip.

Notes

- a. If there is a first place tie in a division, the loser or losers under the tie-breaking system above becomes a candidate for Wild Card.
- b. The point differential is determined by subtracting the points allowed from the points scored. The average point differential is included because of the possibility of an unequal number of division or interconference games.

1977 NATIONAL FOOTBALL LEAGUE SCHEDULE

(All times local)

SUNDAY, SEPTEMBER 18

Baltimore at Seattle	1:00
Cleveland at Cincinnati	1:00
Dallas at Minnesota	3:00 (CBS)
Detroit at Chicago	1:00
Green Bay at New Orleans	1:00
Kansas City at New England	1:00
Los Angeles at Atlanta	1:00
Miami at Buffalo	1:00
NEW YORK JETS AT HOUSTON	3:00
St. Louis at Denver	2:00
San Diego at Oakland	1:00
Tampa Bay at Philadelphia	1:00
Washington at New York Giants	1:00

MONDAY, SEPTEMBER 19

San Francisco at Pittsburgh	9:00 (ABC)
-----------------------------	------------

SATURDAY, SEPTEMBER 24

Minnesota at Tampa Bay	8:00
------------------------	------

SUNDAY, SEPTEMBER 25

Atlanta at Washington	1:00
Baltimore at New York Jets	1:00
Buffalo at Denver	2:00
Chicago at St. Louis	1:00
HOUSTON AT GREEN BAY	1:00
Miami at San Francisco	1:00
New Orleans at Detroit	1:00
New York Giants at Dallas	1:00
Oakland at Pittsburgh	4:00 (NBC)
Philadelphia at Los Angeles	1:00
San Diego at Kansas City	1:00
Seattle at Cincinnati	1:00

MONDAY, SEPTEMBER 26

New England at Cleveland	9:00 (ABC)
--------------------------	------------

SUNDAY, OCTOBER 2 (Third Weekend)

Buffalo at Baltimore	2:00
Cincinnati at San Diego	1:00
Denver at Seattle	1:00
Green Bay at Minnesota	1:00
HOUSTON AT MIAMI	4:00
New England at New York Jets	1:00
New Orleans at Chicago	1:00
New York Giants at Atlanta	1:00
Philadelphia at Detroit	1:00
Pittsburgh at Cleveland	1:00
St. Louis at Washington	4:00 (CBS)
San Francisco at Los Angeles	1:00
Tampa Bay at Dallas	1:00

MONDAY, OCTOBER 3

Oakland at Kansas City	8:00 (ABC)
------------------------	------------

SUNDAY, OCTOBER 9 (Fourth Weekend)

Atlanta at San Francisco	1:00
Cincinnati vs. Green Bay at Milw.	1:00
Dallas at St. Louis	3:00 (CBS)
Detroit at Minnesota	1:00
Kansas City at Denver	2:00
Miami at Baltimore	2:00
New York Jets at Buffalo	1:00
Oakland at Cleveland	1:00
Philadelphia at New York Giants	1:00
PITTSBURGH AT HOUSTON	1:00
San Diego at New Orleans	1:00
Seattle at New England	1:00
Washington at Tampa Bay	4:00

MONDAY, OCTOBER 10

Los Angeles at Chicago	8:00 (ABC)
------------------------	------------

SUNDAY, OCTOBER 16

Atlanta at Buffalo	1:00
Baltimore at Kansas City	12:00
Chicago at Minnesota	1:00
CLEVELAND AT HOUSTON	1:00
Denver at Oakland	1:00 (NBC)
Green Bay at Detroit	1:00
New England at San Diego	1:00
New Orleans at Los Angeles	1:00
New York Jets at Miami	4:00
St. Louis at Philadelphia	1:00
San Francisco at New York Giants	1:00
Tampa Bay at Seattle	1:00
Washington at Dallas	3:00 (CBS)

MONDAY, OCTOBER 17

Cincinnati at Pittsburgh	9:00 (ABC)
--------------------------	------------

SUNDAY, OCTOBER 23

Atlanta at Chicago	1:00
Baltimore at New England	4:00 (NBC)
Cleveland at Buffalo	1:00
Dallas at Philadelphia	1:00
Denver at Cincinnati	1:00
Detroit at San Francisco	1:00
Green Bay at Tampa Bay	1:00
HOUSTON AT PITTSBURGH	1:00
Kansas City at San Diego	1:00
New Orleans at St. Louis	1:00
New York Giants at Washington	1:00
Oakland at New York Jets	1:00
Seattle at Miami	1:00

MONDAY, OCTOBER 24

Minnesota at Los Angeles	6:00 (ABC)
--------------------------	------------

SUNDAY, OCTOBER 30

Buffalo at Seattle	1:00
Chicago at Green Bay	1:00
Detroit at Dallas	1:00
HOUSTON AT CINCINNATI	1:00
Kansas City at Cleveland	1:00
Los Angeles at New Orleans	1:00
Minnesota at Atlanta	1:00
New York Jets at New England	1:00
Oakland at Denver	2:00
Philadelphia at Washington	1:00
Pittsburgh at Baltimore	4:00 (NBC)
San Diego at Miami	1:00
Tampa Bay at San Francisco	1:00

MONDAY, OCTOBER 31

New York Giants at St. Louis	8:00 (ABC)
------------------------------	------------

SUNDAY, NOVEMBER 6

Buffalo at New England	1:00
CHICAGO AT HOUSTON	1:00
Cincinnati at Cleveland	1:00
Dallas at New York Giants	1:00
Green Bay at Kansas City	1:00
Miami at New York Jets	1:00
New Orleans at Philadelphia	1:00
Pittsburgh at Denver	2:00
St. Louis at Minnesota	3:00 (CBS)
San Diego at Detroit	1:00
San Francisco at Atlanta	1:00
Seattle at Oakland	1:00
Tampa Bay at Los Angeles	1:00

MONDAY, NOVEMBER 7

Washington at Baltimore	9:00 (ABC)
-------------------------	------------

SUNDAY, NOVEMBER 13

Baltimore at Buffalo	1:00
Cincinnati at Minnesota	3:00 (NBC)
Cleveland at Pittsburgh	1:00
Denver at San Diego	1:00
Detroit at Atlanta	1:00
HOUSTON AT OAKLAND	1:00
Kansas City at Chicago	1:00
Los Angeles vs. Green Bay at Milw.	1:00
New England at Miami	1:00
New York Giants at Tampa Bay	1:00

San Francisco at New Orleans	1:00
Seattle at New York Jets	1:00
Washington at Philadelphia	1:00

MONDAY, NOVEMBER 14

St. Louis at Dallas	8:00 (ABC)
---------------------	------------

SUNDAY, NOVEMBER 20

Atlanta at New Orleans	1:00
Cleveland at New York Giants	1:00
Dallas at Pittsburgh	4:00 (CBS)
Denver at Kansas City	1:00
HOUSTON AT SEATTLE	1:00
Los Angeles at San Francisco	1:00
Miami at Cincinnati	1:00
Minnesota at Chicago	1:00
New England at Buffalo	1:00
New York Jets at Baltimore	2:00
Philadelphia at St. Louis	1:00
Oakland at San Diego	1:00
Tampa Bay at Detroit	1:00

MONDAY, NOVEMBER 21

Green Bay at Washington	9:00 (ABC)
-------------------------	------------

THURSDAY, NOVEMBER 24
(Thanksgiving Day)

Chicago at Detroit	12:30 (CBS)
Miami at St. Louis	2:30 (NBC)

SUNDAY, NOVEMBER 27

Atlanta at Tampa Bay	1:00
Baltimore at Denver	2:00
Dallas at Washington	4:00 (CBS)
KANSAS CITY AT HOUSTON	1:00
Los Angeles at Cleveland	1:00
Minnesota at Green Bay	1:00
New Orleans at San Francisco	1:00
New York Giants at Cincinnati	1:00
Philadelphia at New England	1:00
Pittsburgh at New York Jets	1:00
San Diego at Seattle	1:00

MONDAY, NOVEMBER 28

Buffalo at Oakland	6:00 (ABC)
--------------------	------------

SUNDAY, DECEMBER 4

Chicago at Tampa Bay	1:00
Cincinnati at Kansas City	1:00
Cleveland at San Diego	1:00
DENVER AT HOUSTON	1:00
Detroit at Green Bay	1:00
New England at Atlanta	1:00
New York Jets at New Orleans	3:00
Philadelphia at Dallas	1:00
Oakland at Los Angeles	1:00 (NBC)
St. Louis at New York Giants	1:00
San Francisco at Minnesota	1:00
Seattle at Pittsburgh	1:00
Washington at Buffalo	1:00

MONDAY, DECEMBER 5

Baltimore at Miami	9:00 (ABC)
--------------------	------------

SATURDAY, DECEMBER 10 (Thirteenth Weekend)

Pittsburgh at Cincinnati	1:00 (NBC)
Washington at St. Louis	2:30 (CBS)

SUNDAY, DECEMBER 11

Atlanta at Los Angeles	1:00
Buffalo at New York Jets	1:00
Detroit at Baltimore	2:00
Green Bay at Chicago	1:00
HOUSTON AT CLEVELAND	1:00
Miami at New England	1:00
Minnesota at Oakland	1:00 (CBS)
New York Giants at Philadelphia	1:00
Seattle at Kansas City	1:00
San Diego at Denver	2:00
Tampa Bay at New Orleans	1:00

MONDAY, DECEMBER 12

Dallas at San Francisco

6:00 (ABC)

SATURDAY, DECEMBER 17 (Fourteenth Weekend)

Los Angeles at Washington

1:00 (CBS)

Buffalo at Miami

4:00 (NBC)

Minnesota at Detroit

9:00 (ABC)

SUNDAY, DECEMBER 18

Chicago at New York Giants

1:00

CINCINNATI AT HOUSTON

1:00

Cleveland at Seattle

1:00

Denver at Dallas

1:00

Kansas City at Oakland

1:00

New England at Baltimore

4:00 (NBC)

New Orleans at Atlanta

1:00

New York Jets at Philadelphia

1:00

Pittsburgh at San Diego

1:00


St. Louis at Tampa Bay

1:00

San Francisco vs. Green Bay at Milw.

1:00

*NFL Game No. 5000





THE NATIONAL FOOTBALL LEAGUE

410 Park Avenue, New York, N.Y. 10022

(212) 758-1500

ete Rozelle Commissioner
 on Weiss Executive Director
 im Heffernan Director of Public Relations
 im Rooney Research & Editorial Assistant
 ill Stewart Public Relations Staff Assistant



AMERICAN FOOTBALL CONFERENCE

(212) 758-1500 and (212) 758-8606

amar Hunt President
 Val Pinchbeck Assistant to the President
 oe Browne Director of Information



NATIONAL FOOTBALL CONFERENCE


(212) 758-1500 and (212) 758-8606

George Halas President
 oe Rhein Assistant to the President
 ack Hand Director of Information



The Money Box Account.

Because your
checking account
doesn't pay interest.



Now you can earn the highest interest the law allows on money you use every day. Keep a low minimum balance of only \$300 and everything in Houston First's exclusive Money Box Account is yours, free of service charge.*

1. Pay your bills by phone.
2. Get cash any time at our 24-Hour Money Box locations.
3. Get emergency cash at over 2,500 savings institution locations nationwide.
4. Make telephone fund transfers between your bank checking account and your Money Box Account.
5. And receive all the free financial services and discounts that come with First Club.

The Money Box Account. A better way to manage your money, only at Houston First. To open your account, stop by any Houston First office.

Houston First Savings

Main Office: One Shell Plaza, 221-4800

Member, Houston First Financial Group. Member, FSLIC
Convenient locations at One Shell Plaza—Two Shell Plaza—719
Fannin at Capitol—5045 Westheimer (Galleria)—7701 Bellfort—
8430 Long Point Road—202 FM 1960 West—4672 Beechnut—
6201 Kirby Drive—2555 S. Gessner—4303 Ella Blvd.—6635 S.
Braeswood—13201 Memorial (at Wilcrest)—7595 San Felipe**—
Westwood**—Greenspoint**—11900 Block of Bellaire**—
Pasadena Division (477-3651): 1202 Southmore—9998 Kleckley,
across from Almeda Mall—Pasadena Plaza—5400 Red Bluff Road.

**Opening soon

*Houston First Savings reserves the right to change its service charges at any time and approve all prospective payees you submit.

1977 HOUSTON OILERS

NFL SCHEDULE

Day	Date	Opponent	Site	Game Time
PRE-SEASON				
Mon.	Aug. 8	Oakland Raiders	Oakland, Cal.	8 P.M. (CDT)
Sun.	Aug. 14	Baltimore Colts	Astrodome	2:45 P.M. (CDT)
Sat.	Aug. 20	Chicago Bears	Astrodome	8 P.M. (CDT)
Mon.	Aug. 29	San Francisco 49ers	Astrodome	8 P.M. (CDT)
Sat.	Sept. 3	Dallas Cowboys	Astrodome	8 P.M. (CDT)
Sat.	Sept. 10	New Orleans Saints	New Orleans, La.	7 P.M. (CDT)

CHAMPIONSHIP SEASON

Sun.	Sept. 18	New York Jets	Astrodome	3 P.M. (CDT)
Sun.	Sept. 25	Green Bay Packers	Green Bay, Wis.	1 P.M. (CDT)
Sun.	Oct. 2	Miami Dolphins	Miami, Fla.	12:00 P.M. (CDT)
Sun.	Oct. 9	Pittsburgh Steelers	Astrodome	1 P.M. (CDT)
Sun.	Oct. 16	Cleveland Browns	Astrodome	1 P.M. (CDT)
Sun.	Oct. 23	Pittsburgh Steelers	Pittsburgh, Pa.	12:00 P.M. (CDT)
Sun.	Oct. 30	Cincinnati Bengals	Cincinnati, O.	12:00 P.M. (CST)
Sun.	Nov. 6	Chicago Bears	Astrodome	1 P.M. (CST)
Sun.	Nov. 13	Oakland Raiders	Oakland, Cal.	3 P.M. (CST)
Sun.	Nov. 20	Seattle Seahawks	Seattle, Wash.	3 P.M. (CST)
Sun.	Nov. 27	Kansas City Chiefs	Astrodome	1 P.M. (CST)
Sun.	Dec. 4	Denver Broncos	Astrodome	1 P.M. (CST)
Sun.	Dec. 11	Cleveland Browns	Cleveland, O.	12:00 P.M. (CST)
Sun.	Dec. 18	Cincinnati Bengals	Astrodome	1 P.M. (CST)

NOTE: ALL TIMES LISTED ARE HOUSTON TIME