

TENNESSEE TITANS

1999

AFC CHAMPIONS



2000
MEDIA GUIDE

Do More Than Is Expected

Make A Difference

Make Time For People

If Something's Wrong, Make It Right

Improve Someone's Life

Do The Right Thing

The Ripple Effect. It is what motivates us at AmSouth to live each day by these six very basic values. Each value is like a pebble on still waters. A simple beginning with far-reaching impact. In banking, as well as in everyday life, the benefits are endless.

AM SOUTH BANK

THE RELATIONSHIP PEOPLE



More publications available at:

www.retroseasons.com/library/

Preseason

| <u>Date</u> | <u>Opponent</u> | <u>Time</u> | <u>TV</u> |
|--------------|--------------------|-------------|-----------|
| Sat. Aug. 5 | KANSAS CITY | 7:00 p.m. | WKRN |
| Mon. Aug. 14 | ST. LOUIS | 7:00 p.m. | WKRN |
| Fri. Aug. 18 | @ Philadelphia | 6:30 p.m. | WKRN |
| Fri. Aug. 25 | @ Chicago | 7:00 p.m. | WKRN |

Regular Season

| <u>Date</u> | <u>Opponent</u> | <u>Time</u> | <u>TV</u> |
|---------------|---------------------|-------------|-----------|
| Sun. Sept. 3 | @ Buffalo | 7:35 p.m. | ESPN |
| Sun. Sept. 10 | KANSAS CITY | 12:00 p.m. | CBS |
| Sun. Sept. 17 | BYE | | |
| Sun. Sept. 24 | @ Pittsburgh | 12:00 p.m. | CBS |
| Sun. Oct. 1 | N.Y. GIANTS | 12:00 p.m. | FOX |
| Sun. Oct. 8 | @ Cincinnati | 12:00 p.m. | CBS |
| Mon. Oct. 16 | JACKSONVILLE | 8:00 p.m. | ABC |
| Sun. Oct. 22 | @ Baltimore | 12:00 p.m. | CBS |
| Mon. Oct. 30 | @ Washington | 8:00 p.m. | ABC |
| Sun. Nov. 5 | PITTSBURGH | 12:00 p.m. | CBS |
| Sun. Nov. 12 | BALTIMORE | 12:00 p.m. | CBS |
| Sun. Nov. 19 | CLEVELAND | 12:00 p.m. | CBS |
| Sun. Nov. 26 | @ Jacksonville | 3:15 p.m. | CBS |
| Sun. Dec. 3 | @ Philadelphia | 12:00 p.m. | CBS |
| Sun. Dec. 10 | CINCINNATI | 12:00 p.m. | CBS |
| Sun. Dec. 17 | @ Cleveland | 12:00 p.m. | CBS |
| Mon. Dec. 25 | DALLAS | 8:00 p.m. | ABC |

* All Kickoff Times Central

Home Games **Bold** and CAPS

Post-Season

| | |
|------------|------------------------------------|
| Dec. 30-31 | Wild Card Games |
| Jan. 6-7 | Divisional Playoff Games |
| Jan. 14 | Conference Championships |
| Jan. 28 | Super Bowl XXXV, Tampa, FL |
| Feb. 4 | AFC-NFC Pro Bowl, Honolulu, Hawaii |



BAPTIST SPORTS PARK

Tennessee Titans
460 Great Circle Rd.
Nashville, TN 37228
615-565-4000
(same for training camp)

ADELPHIA COLISEUM/ TICKET OPERATIONS

Tennessee Titans
One Titans Way
Nashville, TN 37213
(67,000 capacity)

TITANS' OFFICIAL WEB SITE

<http://www.titansonline.com>

NFL'S OFFICIAL WEB SITE

<http://www.nfl.com>

COLORS

Titans Blue (Pantone 279), Titans Navy (282), Titans Red (186), Titans Silver (877 metallic)

- Two AFL Championships (1960, 1961)
- One AFC Championship (1999)
- Four AFL Eastern Division Championships (1960, 1961, 1962, 1967)
- Two AFC Central Division Championships (1991, 1993)
- Four AFL Championship Game Appearances (1960, 1961, 1962, 1967)
- Three AFC Championship Game Appearances (1978, 1979, 1999)
- One Super Bowl Appearance (XXXIV)
- 16 Playoff Appearances (1960, 1961, 1962, 1967, 1969, 1978, 1979, 1980, 1987, 1988, 1989, 1990, 1991, 1992, 1993, 1999)

HOW CLUB FORMED

- 1959** – in Houston as one of six charter members of the American Football League
- 1966** – the AFL and the NFL agree to form one, 26-team league with two conferences by 1970
- 1996** – NFL approves relocation to Nashville
- 1997** – club plays home games at Liberty Bowl in Memphis
- 1998** – club reaches agreement with Vanderbilt University to play at Vanderbilt Stadium for one season before moving into new stadium in downtown Nashville. Owner Bud Adams announces team will be called the Tennessee Titans and new logo is unveiled in December.
- 1999** – Titans unveil new uniforms, move into brand new practice facility at MetroCenter, and begin inaugural Titans season in Adelphia Coliseum. The Titans go 13-3 en route to an AFC Championship victory at Jacksonville and first ever Super Bowl appearance (Super Bowl XXXIV vs. St. Louis)

MEDIA GUIDE CREDITS

EDITOR: Tony Wyllie

ASSOCIATE EDITORS: Robbie Bohren, Jimmy Stanton, Gary Glenn

COVER PHOTOS: Donn Jones (McNair, Kearsce, George, Adams) NFL Photos (Dyson)

PRODUCTION: Harris Press/SEG, Nashville, TN

LAYOUT: Gary Glenn

EDITORS EMERITUS: Jack Scott, John Breen, Jim McLemore, Dan Downs, Jack Cherry, Mike McClure, Bob Hyde, Greg Stengel, Chip Namias, Dave Pearson – all former Oilers' public/media relations directors.

SPECIAL THANKS: Tessa Atkins, Joe Cronin, Eunice Elliott, Bob Hyde, Mike Keith, Dorian Stinson, Larry Stone and John (Utah) Turney.

TABLE OF CONTENTS

| | | | |
|---|---------|---|---------|
| 1999 Attendance | 374 | How Roster Was Built | 173 |
| 1999 Game-by-Game Defense | 200 | Hyde, Bob | 21 |
| 1999 Game-by-Game Offense | 199 | In Memorium | 20, 42 |
| 1999 Game-by-Game Passing | 201 | MacLachlan, Don | 18 |
| 1999 Game-by-Game Punting | 203 | Margin of Victory/Defeat, Largest | 240 |
| 1999 Game-by-Game Receiving | 202 | Media Directory..... | 405-406 |
| 1999 Game-by-Game Rushing | 201 | Media Policy..... | 407 |
| 1999 Game Summaries | 176-195 | Medical Glossary..... | 401-404 |
| 1999 Player Participation | 204 | Music City Miracle..... | 371 |
| 1999 Post-Season Statistics..... | 207-210 | NFL Nickname Origins | 256-258 |
| 1999 Preseason Statistics..... | 205-206 | Oilers to Titans | 254-255 |
| 1999 Regular Season Statistics | 196-198 | Opening Night at Adelphia..... | 252 |
| Adams, Jr., K.S. "Bud" | 7-11 | Overtime Game Summaries | 369-370 |
| Adelphia Coliseum | 379-380 | Player Biographies, Veterans..... | 44-150 |
| All-Time Attendance..... | 375 | Player Biographies, Rookies | 151-170 |
| All-Time Coaches Roster | 318 | Playoff Game Summaries | 343-351 |
| All-Time Draft Selections | 310-317 | Playoff Records, Individual..... | 243-246 |
| All-Time Honors | 325-335 | Playoff Records, Team | 247-250 |
| All-Time Leaders | 212 | Preseason Results, All-Time | 300 |
| All-Time League Leaders | 212 | Primetime Games | 376 |
| All-Time Players Roster | 319-324 | Radio Network..... | 381-382 |
| All-Time Playoff Leaders | 242 | Records, Individual..... | 225 |
| All-Time Series Results..... | 302-309 | Records, Team..... | 232 |
| All-Time Record, Home/Away | 367 | Reese, Floyd | 17 |
| All-Time Record, Month-by-Month | 368 | Retired Jerseys | 337 |
| All-Time Record, Win/Loss | 372 | Roster, Alphabetical..... | 171-172 |
| Alphabetical Roster | 171-172 | Schedule, Titans 2000..... | 1 |
| Assistant Coaches | 22-30 | Schedule, NFL..... | 408-410 |
| Baptist Sports Park – Practice Facility | 377 | Smith, Thomas | 16 |
| Board of Directors | 6 | Staff Directory | 4-5 |
| Big Days/Top Performances | 237-238 | Staff Photos | 39-42 |
| Big Days, Playoffs | 251 | Titans Caravan..... | 398-400 |
| Cheerleaders | 384-385 | Titans Fans | 241 |
| Coaching History | 259 | Titans/Oilers Hall of Fame | 240 |
| Coldest Games | 368 | Titans on the Air | 333 |
| Community Relations | 389-397 | T-Rac..... | 338 |
| Curley, Jackie | 20 | Training Camp | 377 |
| Diamond, Jeff | 12 | Underwood, Steve..... | 19 |
| Fingertip Information | 2 | Uniform History | 338-339 |
| Fisher, Jeff | 13-15 | What to Look for in 2000..... | 174 |
| Front Office Biographies..... | 31-39 | Win/Loss Record | 372 |
| Hall of Fame Members | 336-337 | Year-by-Year Defense..... | 224 |
| Historical Highlights | 352-366 | Year-by-Year Leaders | 217 |
| Home Fields of the Franchise | 340-342 | Year-by-Year Offense | 223 |
| Hottest Games..... | 368 | Year-by-Year Reviews..... | 260-299 |

TENNESSEE TITANS 2000 STAFF DIRECTORY

EXECUTIVE ADMINISTRATION

| | |
|--|-----------------------|
| Founder/Owner/Chairman/CEO | K.S. "Bud" Adams, Jr. |
| Owner/Vice Chairman | Nancy N. Adams |
| President/Chief Operating Officer..... | Jeff Diamond |
| Executive Vice-President/Head Coach..... | Jeff Fisher |
| Executive Assistant to the Owner/CEO | Thomas S. Smith |
| Executive Vice-President/General Manager | Floyd Reese |
| Executive Vice-President/Administration | Don MacLachlan |
| Vice-President/General Counsel..... | Steve Underwood |
| Vice-President/Finance..... | Jackie Curley |
| Vice-President/Community Affairs..... | Bob Hyde |

COACHING STAFF

| | |
|---|-------------------|
| Offensive Coordinator | Mike Heimerdinger |
| Defensive Coordinator..... | Gregg Williams |
| Assistant Head Coach/Offense | George Henshaw |
| Defensive Backs | Jerry Gray |
| Offensive Assistant/Quality Control | Craig Johnson |
| Special Teams | Alan Lowry |
| Offensive Line | Mike Munchak |
| Linebackers/Third Down Package | Jim Schwartz |
| Running Backs | Sherman Smith |
| Defensive Assistant/Quality Control | Ronnie Vinklarek |
| Wide Receivers..... | Steve Walters |
| Defensive Line | Jim Washburn |
| Strength and Rehabilitation..... | Steve Watterson |

FOOTBALL OPERATIONS

| | |
|--|------------------|
| Equipment Manager..... | Paul Noska |
| Equipment Assistant..... | William Sheridan |
| Equipment Assistant..... | Joey Barranco |
| Video Director | Ken Sparacino |
| Assistant Video Director | Mark Preto |
| Executive Assistant to President/COO..... | Pam Keith |
| Executive Assistant to EVP/Head Coach | Teresa Wright |
| Executive Assistant to EVP/General Manager | Heidi Westerbeck |
| Administrative Assistant to Coaches | Jeremy Bates |
| Assistant Strength and Rehabilitation..... | Sammy Cribb |

MEDICAL STAFF

| | |
|----------------------------------|------------------------|
| Head Athletic Trainer | Brad Brown |
| Assistant Athletic Trainer | Don Moseley |
| Assistant Athletic Trainer | Geoff Kaplan |
| Team Physician | Dr. Burton F. Elrod |
| Team Physician | Dr. Jeffrey L. Herring |
| Team Physician..... | Dr. Craig Rutland |
| Team Physician | Dr. John Williams |

PLAYER PERSONNEL/DEVELOPMENT

| | |
|---|--------------------|
| Director of Player Personnel..... | Rich Sneed |
| Director of College Scouting..... | Glenn Cumbee |
| Director of Player Development/Asst. Pro Personnel..... | Al Smith |
| Scout | Ray Biggs |
| Scout..... | C.O. Brocato |
| Scout | Dub Fesperman |
| Scout | Cole Proctor |
| Scout | Blake Beddingfield |
| Administrative Assistant to Scouts | Tina Tuggle |



MEDIA RELATIONS

| | |
|-----------------------------------|---------------|
| Director of Media Relations | Robbie Bohren |
| Media Relations Assistant | Jimmy Stanton |

ADMINISTRATION

| | |
|--|------------------|
| Director of Information Systems | Steve Reese |
| Controller | Jenneen Dainwood |
| Director of Security | Steve Berk |
| Director of Marketing | Ralph Ockenfels |
| Director of Broadcasting | Mike Keith |
| Director of Sales and Operations | Stuart Spears |
| Director of Internet Operations/Publications | Gary Glenn |
| Assistant General Counsel | Elza Bullock |
| Director of Cheerleading & Entertainment | Meeka Gabriel |
| Community Relations Coordinator | Tessa Atkins |
| Executive Assistant to EVP | Lynne Jordan |
| Assistant Director of Sales and Operations | Chad Bortorff |
| Marketing Assistant | Brad McClanahan |
| Mascot Coordinator | Pete Nelson |

TICKETS

| | |
|---|-----------------|
| Director of Ticket Operations | Marty Collins |
| Assistant Director of Ticket Operations | Angela Burk |
| Suite and Club Services Manager | Bill Wainwright |
| Ticket Office Assistant | Christa Roberts |
| Ticket Office Assistant | Brent Akers |
| Ticket Office Assistant | T.J. Wilt |
| Ticket Office Assistant | Leslie Vaughan |

FRONT OFFICE STAFF

| | |
|---|------------------|
| Accounting Services | Chantel Citizen |
| Accounting Services | Gwen Hernandez |
| Accounting Services | Shannon McPeters |
| Executive Assistant to the Owner/CEO | Linda Bell |
| Executive Assistant to the Owner/CEO | Sally Tucker |
| Assistant to Vice President/General Counsel | Jorene Martin |
| Assistant to Executive Assistant to the Owner/CEO | Cynthia Randolph |
| Assistant to Vice President and Vice President of Finance | Janet Dannhaus |
| Legal Assistant | Veronica Sheives |
| Community Relations Consultant | Susan Dragotto |

BAPTIST SPORTS PARK & ADELPHIA COLISEUM MANAGEMENT

| | |
|---|----------------------|
| General Manager of Stadium Facilities | Bill Dickerson |
| Director of Facilities | Jerry Tuggle |
| Head Groundskeeper | Terry Porch |
| Assistant Head Groundskeeper | Marty Kaufman |
| Maintenance Manager | Dempsey Henderson |
| Assistant Maintenance Manager | Rob Robinson |
| Administrative Assistant to Stadium General Manager | Laura Bohling |
| Director of Housekeeping | Robert Huskey |
| Housekeeping | Richard Boyd |
| Housekeeping | Anthony Chatman |
| Housekeeping | Anna Montgomery |
| Grounds | Brad Benton |
| Grounds | Clyde Clemons |
| Grounds | Mike Peters |
| Maintenance | James Bohling |
| Maintenance | Justin Brant |
| Maintenance | Mike Cardwell |
| Maintenance | Brian McGuire |
| Maintenance | Mike O'Loughlin |
| Maintenance | David Wooten |
| Receptionist | Melissa Grayson |
| Receptionist | Lorena Hollingsworth |

TENNESSEE TITANS BOARD OF DIRECTORS



K.S. "Bud" Adams, Jr.



Nancy Adams



Amy Adams Strunk



Susan Lewis



Susie Adams Smith



K.S. "BUD" ADAMS, JR.

*Founder/Owner/
Chairman/CEO*

A native of Bartlesville, Oklahoma, K. S. "Bud" Adams, Jr.'s interest in sports was first displayed while at Culver Military Academy where he earned letters in football, basketball and baseball. Upon graduation from Culver, Adams attended Menlo College (California), lettering in both rugby and football. Adams then transferred to the engineering school at the University of Kansas where he also lettered in football for the Jayhawks. During his days at KU, Adams began his loyal affiliation with Sigma Chi Fraternity.

Adams joined the U.S. Naval Reserve during World War II and was stationed aboard a PAC-Fleet carrier unit where he served as an aviation engineering officer. Prior to his discharge in 1946, Lt. jg Adams served as an aide in the U.S. Navy's Congressional Liaison Office in Washington D.C.

Truly "a man for all seasons," Adams parlayed a 1946 chance stop in Houston, resulting from fog which grounded his

plane, into a highly-successful and diversified business empire which ranks him among the prominent businessmen in the country.


In 1946, Adams started ADA Oil Company, which was a forerunner of the publicly-held American Stock Exchange-listed Adams Resources & Energy, Inc. (AE), an energy company engaged in the business of marketing crude oil, natural gas and petroleum products; tank truck transportation of petroleum products and liquid chemicals; and oil and gas exploration and production. Adams' other business interests include extensive farming and ranching in California and Texas, cattle feeding, real estate, automobile dealerships and leasing, a travel agency, western art and Indian artifacts.

During his early business career, Adams, a year-round sports fan, was an avid sponsor of amateur and AAU teams in basketball and softball. His ADA Oilers were a perennial power in the National Industrial Basketball League in the '50s,

capturing third place in the national AAU tournament in 1956. His interest in sports was further manifested by past ownership participation in professional baseball, basketball and boxing.

Adams made football history on August 3, 1959, when he, along with Lamar Hunt of the Dallas Texans (now Kansas City Chiefs), helped co-found the American Football League.

In fact, these two pioneers



Adams addressed national reporters during a special owners' press conference during Super Bowl week in Atlanta.

K.S. "BUD" ADAMS, JR.



and Ralph Wilson of the Buffalo Bills are the only original team owners left in the NFL, with the exception of the recent NFL expansion teams.

In a career entering its fifth decade as founder, owner, chairman and CEO of the Tennessee Titans (formerly Houston Oilers and Tennessee Oilers), the hard-working and aggressive Adams has made professional football history numerous times during his regime. In 1968, Adams' Oilers became the first NFL team to play their home games indoors by moving into Houston's Astrodome. A team rich in tradition and pride, the Oilers were the dominant team in the American Football League during the 10-year era (1960-69), playing in the championship game four times (1960, 1961, 1962, 1967) – and winning twice consecutively (1960, 1961); earning four AFL Eastern Division Championships (1960, 1961, 1962, 1967); and making the playoffs five years out of 10 (1960, 1961, 1962, 1967, 1969). In 1970, the AFL merged into the expanded

the last untapped area without a major professional sport. That feat allowed his team to be the first NFL franchise to call "the Volunteer State" home. During construction of Adelphia Coliseum, the Tennessee Oilers played the 1997 season at the Liberty Bowl in Memphis, and the 1998 season at Vanderbilt Stadium in Nashville.

Then, to honor the Tennessee fans for their tremendous support and to reflect the move to Nashville, Adams announced on July 29, 1998, that the Oilers' name would be changed in 1999. The Oilers' name was retired by the NFL – a first in league history, allowing the Tennessee franchise to retain the team's winning tradition and launching a new era in the Mid-South.

1999 marked the inaugural season of the Tennessee Titans. In Greek mythology, Titans were men of strength and power. The Titan, Prometheus, brought fire to man; and the Titans of today brought fire to the football fans in the Mid-South during a very memorable inaugural season, unveiling a

new name, stadium, training facility, logo, uniform and colors. Adams personally selected T-Rac as the team's new mascot.

With a gutsy and exhilarating play, the Titans ended their inaugural season by recording the most victories (13) in one season in the franchise's history, earning Adams his first AFC Championship and Super Bowl appearance, and winning respect and admiration from thousands of fans across the nation and



Adams personally congratulated the team following the AFC Divisional victory at Indianapolis.

NFL, and Adams' Oilers made the playoffs 10 times (1978, 1979, 1980, 1987, 1988, 1989, 1990, 1991, 1992, 1993). In fact, the Oilers' streak of seven consecutive playoff appearances (1987-93) was the longest streak in the NFL during that time span. The Oilers captured their first AFC Central Division Championship in 1991 and their second in 1993. The Houston Oilers played their final season in 1996 at the Houston Astrodome.

In 1997, Adams led the National Football League into the Mid-South region,

throughout the world. The team also christened the sparkling, new Adelphia Coliseum – the team's fourth different and final home venue in the last four years – by becoming the only team in the AFC to win all of its regular season and playoff home games. The Titans were one single yard short of forcing the first overtime in what has been called the best Super Bowl game ever played.

During Adams' illustrious career, forty-nine of his players have been Pro Bowl selections, including an AFL and NFL Most

Valuable Player: Also, four of Adams' players have been inducted into the Pro Football Hall of Fame in Canton, Ohio. In recognition of the 40th season of the Houston Oilers/Tennessee Titans organization, last fall Adams unveiled an official team hall of fame that will feature players and staff from the past, while creating a special place for Titans stars of the future to be recognized.

Adams is currently a working member on several prominent NFL committees, including the NFL's Finance, Hall of Fame and International Committees, and is a Trustee for the NFL Trust. Very active in national, state and local programs, Adams is on the Board of Directors of the Cherokee Indian National Historical Society; the Board of Governors of the Sigma Chi Fraternity Foundation; the Board of Trustees of the Pro Football Hall of Fame in Canton, Ohio; the

Board of Directors of the Boy Scouts of America – Sam Houston Area Council; and the Board of Directors of The Hundred Club in Houston. He is an Emeritus Trustee of the Culver Educational Foundation; and is a Lifetime Director of the Houston Livestock Show and Rodeo. In Tennessee, he is on the Board of Directors of the Middle Tennessee Council of the Boy Scouts of America; a member of the Nashville Chamber of Commerce, and a member of the 100 Club of Nashville.

Adams has received numerous awards through the years. Most recently, he was the recipient of the Lamar Hunt Outstanding Pro Football Executive Award for the year 2000 from the All-American Football Foundation; and in March 2000, he received the National Multiple Sclerosis Society's Silver Hope Chest Award in Nashville. In 1997, he was honored by Sigma Chi Fraternity with a formal portrait and bust on permanent display in the foyer and museum of their Evanston, Illinois, headquarters. He was inducted into Culver Academy's

Athletic Hall of Fame in the inaugural class in 1994. In 1991, he was given the Order of Constantine from Sigma Chi, which is the highest honor that fraternity can bestow. In 1990, he was given Sigma Chi Foundation's Semi-Centennial Award. Other noteworthy honors bestowed upon Adams in the past have included the 1988 prestigious "Golden Buckle Award" from the Greater Houston Convention and Visitor's Bureau; and the 1987



Adams was the recipient of the Lamar Hunt Outstanding Pro Football Executive Award for the year 2000.

Distinguished American Award, presented jointly by the Houston Chapter of the National Football Hall of Fame and the Houston Athletic Committee (Chamber of Commerce). He was named 1983 "King Capon" by Bill Williams' Annual Capon Charity Dinner, Inc.; 1981 "Man of the Year" by Culver Military Academy; 1981 "Outstanding Chief Executive Officer" by Financial World Magazine; 1980 "Distinguished Alumnus" by California Community and Junior College Association; 1969 "Westerner of the Year" by the Houston Farm and Ranch Club; 1963 "Significant Sig" by Sigma Chi Fraternity; 1961 "Mr. Sportsman" by the Interfaith Charity Group; 1960 "Houston Salesman of the Year" by the Houston Sales Association.

Adams and his wife Nancy celebrated their 50-year wedding anniversary in October 1996. They have two daughters: Susie Smith and Amy Strunk, and seven grandchildren. Their son Kenneth S. Adams III is deceased.

Adams Resources and Energy Ranks #1 in Houston

1999 was a successful year, not only for Adams' team, but for his Houston-based business as well.

FORTUNE 500

K. S. "Bud" Adams, Jr.'s Houston-based Adams Resources and Energy, Inc. (AE on the American Stock Exchange), which he runs as CEO, stars in the current **Fortune 500** listing. Of the elite roster of the largest U.S. companies that were featured in an April issue of **Fortune**, Adams' company cracked the 500 list for the first time ever, ranking 400 for 1999, a big jump from their 1998 ranking of 662. The company doubled its sales in 1999 and almost tripled its profits. Its stock appreciated almost 50 percent during the year.

MOST BANG FOR THE BUCK

Fortune Magazine,
April 17, 2000

Adams Resources & Energy generated \$13.60 for every dollar of assets and \$110.90 for every dollar of equity – nearly double the figures for its closest rivals in each category.

REVENUES PER DOLLAR OF ASSETS

| Rank | | 1999 \$ |
|------|--------------------------|---------|
| 1 | Adams Resources & Energy | \$13.60 |

REVENUES PER DOLLAR OF EQUITY

| Rank | | 1999 \$ |
|------|--------------------------|----------|
| 1 | Adams Resources & Energy | \$110.90 |

THE HOUSTON CHRONICLE 100

"The Houston area's leading publicly owned companies are ranked by a score based on four key performance criteria for 1999. The score represents the ranking of the companies by total revenues, earnings per share growth for the year, revenue growth for the year and one-year total return. To be considered for the **CHRONICLE 100**, a company must have been publicly owned since Dec. 31, 1998; have 1999 revenues of at least \$10 million and 1998 revenues of \$2.5 million; have shown a profit from continuing operations in 1999. **Houston Chronicle, May 21, 2000**

| Rank | Company | 1999 REVENUE | | | RETURN ON EQUITY | | EARNINGS PER SHARE | | TOTAL RETURN | |
|------|--------------------------|--------------|------------|------|---------------------|-----------|-----------------------|-----------|-----------------|----|
| | | Score | (millions) | Rank | 1999 Rank | 1999 Rank | 1999 Rank | 1999 Rank | 1999 Rank | |
| 1 | Adams Resources & Energy | 11.8 | \$3,995.5 | 12 | 174.5% | 5 | 102.4% | 6 | 49.5% | 24 |

Adams a Major Contributor in the Community

The private side of Bud Adams is reflected in his charitable and philanthropic activities, which are often anonymous. In Spring 1999, Adams established a statewide art contest that spotlighted the importance of art in education and added some Tennessee artistic flair to the new Adelphia Coliseum. The contest, which was open to high school students, resulted in 150 winning entries that hang in the new stadium. One winner in each grade won \$1,000, with runners-up receiving \$750 each. Adams did not leave out the junior high students. The Titans' owner rewarded sixth, seventh and eighth graders for their hard work by donating 3,500 pairs of tickets to the historic first game at the new stadium to Middle Tennessee middle schools. He showed his appreciation to all of the men and women who worked on both Adelphia Coliseum and Baptist Sports Park by presenting a pair of tickets for the first game at Adelphia Coliseum to each worker. Adams donated football equipment to the Nashville School District. Adams purchased over 500 copies of Tennessee Titans Advisory Board of Directors member Wilma Dykeman's book titled "Tennessee: A History" to be used in seventh grade history classes at public schools across the state. During the week of Super Bowl XXXIV, Adams donated two pairs of tickets. One pair was raffled off to help pay medical expenses for Kaia Jergenson, a local Nashville basketball player who lost her legs due to bacterial meningitis. The other pair helped a badly-needed blood drive by encouraging Nashville residents to donate blood to the Red Cross, resulting in the collection of 3,539 pints of blood. Adams also gave the "trip of a lifetime" to Super Bowl XXXIV to 40 Nashville teenagers and 10 chaperones who were chosen with the help of six local charities. "Bud's Kids" went to Atlanta, attended team functions with the players' families, enjoyed the Super Bowl from 50-yard-line seats, and flew back to Nashville on the Titans' 747 charter.

In 1999, Adams and wife Nancy contributed \$500,000 to create the Tennessee

Titans Foundation which will serve only the interests and people of Tennessee. The Foundation offers financial support and other resources to non-profit organizations, which will enrich and strengthen communities throughout the Volunteer State. Since 1986, Adams has generously donated more than \$4 million to support a diverse group of charities.

In 1998, Adams teamed with NFL Charities to provide \$200,000 for disaster relief and to help repair damage to schools



With an eye toward the community, Bud and Nancy Adams have donated much of their time and money to support a diverse group of charities, both nationally and locally.

caused by two tornadoes that unexpectedly struck East Nashville. The Titans assisted the tornado-damaged Clarksville area in February 1999, and have provided support and contributions to a wide variety of state and local charities including Vanderbilt Children's Hospital, W.O. Smith School of Music, The Oasis Center, Salvation Army Red Shield Project, Nashville Symphony, United Way of Middle Tennessee, Nashville Ballet and Junior League of Nashville's "Our Kids" Program. Adams' direct contribution to organizations in the Volunteer State total well over a million dollars.

Adams also spearheaded the drive for the construction and operation of the original Houston Ronald McDonald House. His team's galas, which were held biannually between 1978-94, raised more than \$3.5 million dollars to support, operate and provide the permanent endowment of the Ronald McDonald House.



JEFF DIAMOND

*President/Chief
Operating Officer*

Jeff Diamond enters his second season as the Titans' President/Chief Operating Officer and his 25th season in the NFL in 2000. For the first time in 40 years, Titans' owner and founder K.S. "Bud" Adams, Jr. relinquished his title of team president when he named Diamond on July 23, 1999.

Diamond is responsible for both football and non-football operations in Nashville for the Titans. He recently negotiated a three-year extension with Executive Vice-President/Head Coach Jeff Fisher. He works closely with Executive Vice-President/General Manager Floyd Reese on salary cap planning and player contracts and with Reese and Fisher on team roster decisions and planning. He also works with Executive V.P./Administration Don MacLachlan in overseeing the Titans' administration, sales and marketing areas. In addition, he oversees the management of Baptist Sports Park and Adelphia Coliseum and attends NFL meetings as a club representative.

Diamond joined the Titans after serving as the Minnesota Vikings Senior Vice-President of Football Operations. He spent 23 years with the Vikings organization after joining them in 1976 as assistant PR director. Over his 24 years in the NFL, teams that Diamond has been associated with have qualified for the playoffs 15 times. He was named Senior Vice-President of Football Operations in August, 1998, and he negotiated all player contracts and oversaw player personnel, the coaching staff, all other team operations, and served as the Vikings' liaison with the NFL office and other clubs on scheduling matters. He was very involved in the planning and building of the Metrodome in downtown Minneapolis. He was a member of the

Executive Committee of the Minnesota Super Bowl Task Force, which planned Super Bowl XXVI at the Metrodome.

In March of 1999, the 47-year old Diamond was named the NFL's Executive of-the-Year by *The Sporting News* after the Vikings ended the 1998 season with a league-best 15-1 mark during the regular season en route to an appearance in the NFC Championship Game. Diamond, who was responsible for the salary cap, trades and player contract negotiations, among his other duties, spearheaded the Vikings' re-signings in 1998 of key free agents RB Robert Smith, WR Jake Reed, T Todd Steussie and DT John Randle with multi-year contracts, as well as an extension with WR Cris Carter.

Diamond is actively involved in the Nashville and Middle Tennessee community. He is on the Board of Trustees for United Way of Metropolitan Nashville, the Board of Governors for the Nashville Area Chamber of Commerce, the Board of Directors for The Nashville Symphony and YMCA of Middle Tennessee and the Tennessee Sports Hall of Fame. He also is a member of The Exchange Club of Nashville.

A native Minnesotan, Diamond attended St. Louis Park High School and then graduated from the University of Minnesota with honors and played soccer for the Golden Gophers. Jeff and wife, Diane, have two children, Brett (18) and Brooke (15).



Diamond was officially named team president in this July, 1999 press conference.

JEFF FISHER

Executive Vice-President/ Head Coach


Jeff Fisher is entering his sixth season as the Titans head coach and his first with the Executive Vice-President title. Last season, Fisher became the first head coach in franchise history to lead the team to a Super Bowl after posting a franchise-best 13-3 regular season record.

Along the way, Fisher's team captured the hearts of fans across the Mid-South and earned respect around the league. The Titans made their first postseason appearance since 1993 while displaying a never-say-die attitude. Last season, the Titans came from behind four times in the fourth quarter to win and also erased deficits in each postseason game. The Titans' 13-3 record tied Indianapolis and St. Louis for the second-best in the NFL and improved Fisher's five-year mark to 48-42. His 48 victories are second most in franchise's history to Bum Phillips' 59. The 1999 season was Fisher's best coaching job since taking over the head coaching position 10 games into the 1994 season. In the off-season, the team moved into a state-of-the-art training facility and played in front of a packed home stadium for the first time under his reign. Fisher had to adjust without starting quarterback Steve McNair for five weeks, but still kept the team focused on winning.

Fisher's team broke or tied a remarkable 52 team records he also became the first coach in franchise history to win his first three postseason games. Fisher, who guided the Titans to the best record in NFL history among Wild Card teams, became

the only team in the AFC to win every home game during the regular and post-season and the only team to defeat the teams with the top records in each conference (St. Louis and Jacksonville). In fact, the 1999 Titans were an impressive 4-0 against teams that won at least 13 games.

Fisher and the Titans defeated AFC Central champion Jacksonville three times last season, handing the Jaguars their only losses. Being a Wild Card team, the Titans had the most difficult route to the Super Bowl. Fisher earned his first postseason victory by defeating Buffalo 22-16, and erased a 16-0 deficit in one of the biggest displays of heart in any second half of Super Bowl history against the Rams. The Titans became only the sixth team to earn a trip to the Super Bowl since the NFL added the Wild Card playoff team in 1978. Fisher guided the Titans to a streak of 13 consecutive wins against AFC Central Division opponents dating back to 1998. It marked the longest streak in the history of the division and the third-longest in the NFL



Fisher led the team to a franchise-best 13-3 record in 1999.



Fisher was appointed to the NFL Competition Committee by Commissioner Paul Tagliabue last December.

since the 1970 merger. Fisher has compiled a division record of 16-2 during the last two seasons. Last December, he was appointed by to the NFL Competition Committee by NFL Commissioner Paul Tagliabue. The committee oversees all aspects of the game on the field and recommends rules and policy changes to NFL clubs.

Fisher originally joined the Oilers' coaching staff on February 9, 1994 after spending two seasons as the defensive backs coach for the San Francisco 49ers. Fisher was a perfect fit for the Oilers, who were looking for a young, aggressive coach with experience in the "46" defense. Fisher had worked with the "46" for many years with former Oilers Defensive Coordinator Buddy Ryan. Fisher took over a defense that achieved dominant status in 1993, but had lost several key components to free agency.

A former defensive back in college at the University of Southern California, Fisher played for John Robinson in a star-studded defensive backfield that included future NFL stars Ronnie Lott, Dennis Smith and Joey Browner. Current Titans offensive lineman Bruce Matthews also was one of Fisher's USC teammates. Fisher's career statistics included five interceptions and 108 tackles. The versa-

tile Fisher also served as the Trojans' backup kicker and earned PAC-10 All-Academic honors in 1980.

Originally a seventh-round draft selection of the Chicago Bears in 1981, Fisher appeared in 49 games as a defensive back and return specialist in five seasons. He earned a Super Bowl ring after Chicago's 1985 Super Bowl season, despite spending the year on injured reserve with an ankle injury that prematurely ended his playing career. During that season, Fisher began his post-playing career by assisting Ryan as an "unofficial" coach while the Bears ultimately defeated the New England Patriots in Super Bowl XX. He left Chicago in 1985 holding a number of team records including: number of punt return yards for a season with 509 yards in 1981, number of punt returns in a season with 58 in 1984, and number of punt returns in one game with eight on December 16, 1984, at Detroit. He also recorded the longest punt return by a Bear in 39 years with an 88-yard return for a TD on September 20, 1981 against Tampa Bay.

Fisher began his coaching career as an assistant for Ryan and the Philadelphia Eagles in 1986, tutoring the defensive backs for three seasons before becoming the NFL's youngest defensive coordinator in 1988. One year later, under Fisher's tutelage, the Eagles' defense led the NFL in interceptions (30) and quarterback sacks (62). In 1990, Philadelphia's defense paced the league in rushing defense and ranked second in QB sacks.

In 1991, Fisher headed west to be reunited with his college coach Robinson, serving as the Los Angeles Rams' defensive coordinator before joining the 49ers one year later.

A native of Southern Calif., Fisher was a high school All-America wide receiver for the Toreadors of Taft High School in Woodland Hills, Calif. Fisher is an avid golfer and fisherman. He also does considerable work off the field that does not receive much attention. He generously donates time and money to a number of different charities. Fisher was named the 1999 Sports Person of the year by the Nashville Sports Council.

Jeff and his wife, Juli, a former Rose Bowl Princess, have three children: sons Brandon (age 13) and Trenton (age 8), and daughter Tara (age 11).

FISHER'S NFL COACHING LEDGER

| | |
|---------|--|
| 1994-99 | Head Coach, Tennessee Oilers/Titans* |
| 1994 | Defensive Coordinator, Houston Oilers# |
| 1992-93 | Defensive Backs Coach, San Francisco 49ers |
| 1991 | Defensive Coordinator, Los Angeles Rams |
| 1988-90 | Defensive Coordinator, Philadelphia Eagles |
| 1986-88 | Defensive Backs Coach, Philadelphia Eagles |

* Last six games in 1994

First 10 games in 1994

FISHER'S CAREER COACHING RECORD

| Year | Team | W | L | T | Pct. | Place | Notes |
|------|------------------|----|---|---|------|-----------|-----------------|
| 1994 | Houston Oilers* | 1 | 5 | 0 | .167 | 4th | |
| 1995 | Houston Oilers | 7 | 9 | 0 | .467 | 2nd (tie) | |
| 1996 | Houston Oilers | 8 | 8 | 0 | .500 | 3rd (tie) | |
| 1997 | Tennessee Oilers | 8 | 8 | 0 | .500 | 3rd | |
| 1998 | Tennessee Oilers | 8 | 8 | 0 | .500 | 2nd | |
| 1999 | Tennessee Titans | 13 | 3 | 0 | .813 | 2nd | Wild Card Berth |

Postseason

| Year | W | L | T | Pct. | Notes |
|------|---|---|---|------|---------------|
| 1999 | 3 | 1 | 0 | .750 | AFC Champions |

Career Totals

| | | | | |
|------------------|-----------|-----------|----------|-------------|
| Regular Season | 45 | 41 | 0 | .523 |
| Postseason | 3 | 1 | 0 | .750 |
| All Games | 48 | 42 | 0 | .533 |

* Interim head coach



A fiery competitor, Fisher watches the defense intensely with RB Eddie George.



THOMAS S. SMITH

*Exec. Asst. to the
Owner/CEO*

A native of Houston, Thomas S. Smith is a graduate of the University of Texas with a B.B.A. in Finance. He worked in banking after graduating and prior to joining KSA Industries in 1974.

He currently serves as the Executive Vice-President and Chief Operating Officer of KSA Industries, the family holding company. In addition to that post, Smith is the Executive Assistant to K.S. "Bud" Adams, Jr. for the Titans' organization and his responsibilities include serving as a liaison in the club's day-to-day operations for Adams. Smith is on the Board of Directors of Adams Resources and Energy, Inc. and attends all NFL owners' meetings with Adams. In addition to his responsibilities with the Titans, he is involved with all of KSA Industries' subsidiary companies and industries, which range from oil and gas to automobile dealerships, farming and ranching interests, and real estate ventures.

Since 1997, Smith has been in charge of overseeing every aspect of the club's relocation process, and has worked closely with HOK, the Kansas City-based architecture and engineering firm, in the planning and development of Adelphia Coliseum in Nashville. He also guided the development of the temporary practice site in Bellevue, in addition to the Baptist Sports Park at MetroCenter.

Among his other activities, Smith is a past president and currently on the Board of Directors of the Houston Ronald McDonald House. He recently helped oversee the planning and architectural design for a bigger and better

Ronald McDonald House in Houston. The \$10-million project was completed in September 1997. Smith is on the Board of Trustees of the Kinkaid School Endowment Fund, and he also served on the Board of Directors of the Red Cross and the Post Oak YMCA, and in the past worked closely with the Post Oak Little League. In addition, he is a past chairman of the Steering Committee for the Texas Children's Hospital Development Council. Previously, Smith was chapter chairman and a member of the Board of Directors and the Executive Committee for the March of Dimes and served more than 10 years in various capacities for the March of Dimes. In 1986, Smith was the recipient of the Freedom Foundation Certificate of Merit, an annual award presented by a national committee to those who best exemplify citizenship, community awareness and are actively involved in their communities.

Tommy and his wife, Susie, are parents of son, Stuart, and daughter, Nancy.



Smith pictured with NFL Commissioner Paul Tagliabue prior to Tennessee's first game at Adelphia Coliseum last season.

FLOYD REESE

Executive Vice-President/ General Manager

Floyd Reese is entering his 25th NFL season and his seventh as the Titans' Executive V.P./General Manager.

In five short seasons, he has assembled a talented, Super Bowl-caliber team and has overseen a dramatic transformation from the club he inherited in 1994 to the one that claimed the franchise's first AFC Championship. Reese was a strong candidate for NFL Executive of the Year honors after his club's remarkable season in 1999. Of the 22 starters for the Titans in Super Bowl XXXIV, 13 were drafted by Reese. Overall, 17 Tennessee starters in the Super Bowl were originally drafted by the franchise. Players in Tennessee's 2000 training camp comprised 35 draft selections from the last six drafts, including all six first-rounders featuring Pro Bowlers Eddie George and Jevon Kearse. He also claimed a diamond in the rough when he plucked TE Frank Wycheck off the waiver wire in 1995. Wycheck has since led the Titans in receptions for the each of the last four seasons and earned two consecutive Pro Bowl berths.

Reese signed several key free agents that aided in Tennessee's Super Bowl run, including FB Lorenzo Neal, DT Jason Fisk and QB Neil O'Donnell, who led the team to a 4-1 record while Steve McNair recovered from back surgery. Reese continued to fill holes this past off-season through free agency by inking deals with

Reese's saavy moves via the NFL draft and free agency helped land the Titans in the Super Bowl last season.



Cowboys LB Randall Godfrey and Rams OT Fred Miller.

Reese is responsible for all aspects of the Titans' football operations, including player personnel, scouting and contract negotiations. He joined the Oilers in 1986, serving as linebackers coach four seasons before shifting to the front office in 1990 as the club's Assistant General Manager. Four seasons later, Reese was promoted to General Manager. During his tenure, all first-round draft picks have been signed and in training camp by reporting day.

Reese aided in the selection of head coach Jeff Fisher and his staff, and coordinated all aspects of the team's National Football League draft and free agency.

A former All-America linebacker at UCLA (1966-69), Reese played one season with the Montreal Alouettes in the Canadian Football League before entering the coaching ranks. He began his coaching career at Liberty Union High in Brentwood, Calif., before returning to his alma mater in Westwood as an assistant coach in 1971. Reese spent three seasons at UCLA before moving to Georgia Tech in 1974.

Reese broke into pro football coaching in 1975, serving as the strength and conditioning coach for the Detroit Lions. Reese then joined the San Francisco 49ers for one season (1978), before joining Bud Grant's staff as linebackers and special teams coach for the Minnesota Vikings in 1979. He served that role until 1984, when he was elevated to Defensive Coordinator. He tutored the linebackers for one season prior to joining the Oilers.

Floyd and his wife Sally have two sons: Jeremy (age 22) and Sean (age 19).



DON MACLACHLAN

*Executive
Vice-President/
Administration*

Don MacLachlan is in his 10th season with the Titans and his third as Executive Vice-President/Administration.

He is responsible for all-non football operations with the organization.

Since arriving in Nashville, he has played an aggressive role in securing team sponsorships and corporate relationships, while interfacing with the Titans' broadcasting partners. MacLachlan has spearheaded excitement surrounding the team, building a fun and festive experience for fans at home games, and worked hard to link the organization with the greater Nashville community. He serves as a member of the Nashville Sports Council Board of Directors to gain further insight and feedback within the community.

MacLachlan's efforts helped launch a successful campaign in 1999 that

increased the team's recognition throughout the region and contributed to all 11 home games being sold out in the club's inaugural season as the Titans. In addition, MacLachlan helped oversee the club's move to Nashville in 1997 as a key player in stadium naming rights negotiations with Adelphia Business Solutions.

The Detroit native started his tenure with the then-Houston Oilers in March 1991, as Vice President of Marketing and Broadcasting. He was elevated to Senior Vice President in 1994 and was promoted to Executive Vice President of Marketing, Broadcasting and Ticketing in 1997. MacLachlan oversaw marketing, media, community relations, and the ticket office while in Houston. He also served as the liaison between both the radio and television rightsholders. MacLachlan administered off the field operations in both Memphis and Nashville during the club's first season in Tennessee in 1997.

MacLachlan joined the Oilers after spending 13 years in the athletic department at Northwestern University in Chicago. He first served as both Assistant Sports Information Director and Golf Coach in 1978. In 1981, MacLachlan was named Athletic Ticket Manager, and he was promoted to Assistant Athletic Director in 1985. MacLachlan was promoted to Associate Athletic Director in 1988 and remained in that role until joining the Oilers.

A 1978 graduate of the University of Michigan, Don and his wife Kathy are parents of two daughters: Shannon (11) and Kelly (7).



MacLachlan helped create a strong identity for the Titans throughout the Mid-South during the club's first two seasons in Tennessee.



STEVE UNDERWOOD

Vice-President/ General Counsel

Steve Underwood is in his 10th season as the Oilers-Titans' Vice-President/General Counsel. The Baytown, Texas native handles a myriad of legal functions, including involvement in the salary cap and player contracts, stadium contracts, promotional and corporate agreements, and litigation. He also serves as General Counsel for KSA Industries, Titans' owner K.S. "Bud" Adams, Jr.'s private holding company.

Over the last four years, Underwood was heavily involved in issues related to the franchise's relocation to Tennessee, including involvement as one of the Titans' principal negotiators with local governments in Nashville, Memphis and Houston. Underwood also headed the club's lease negotiations with Vanderbilt University, the Liberty Bowl, and Tennessee State University.

Prior to joining the Oilers, Underwood was an attorney for the Houston firm of Caldwell and Hurst since 1977. For his entire tenure there, Underwood served as the Oilers' primary counsel. Underwood also served as a part-time business law/real estate instructor at Baytown Lee College from 1980-81, and at San Jacinto Junior College from 1981-85.

Underwood is a frequent speaker and lecturer on sports law topics at State Bar functions, law schools and seminars. Underwood also is a member of the Houston Bar Association, licensed attorney in the U.S. Federal Court system, and member of the Entertainment and



A key member of the Titans' executive staff, Underwood handles a variety of legal and contract matters.

Sports Law Section of the State Bar of Texas. In 1990, Underwood was issued a special citation by a student society at Texas Southern University's College of Law for his "educational contribution to the college."

A native of Baytown, Texas, Underwood received his B.J. degree from the University of Texas and his law degree from the University of Houston. From 1974-76, while a law student, he was a legislative aide in the Texas State Legislature. He also is a member of the State Bar's Labor and Employment Section and serves on a joint committee of the NFLMC and NFLPA which studies workers' compensation. He is involved in a variety of labor matters for the Club which relate to collective bargaining matters.

Steve has five children, including daughters, Christy (26), Melissa (20), Providence (5) and Liberty (3), and son, Dennis (8). Steve and his wife Frances reside in Rosharon, Texas.



JACKIE CURLEY

Vice-President/ Finance

In the spring of 1997, Jackie Curley was named to the position of Vice-President/Finance for the Oilers-Titans. Curley's responsibilities include financial reporting, budgeting, internal controls and cash management for the NFL franchise. Additionally, Curley works closely with the General Manager and General Counsel regarding salary cap issues and manages the player insurance program.

Prior to assuming her expanded role, Curley served as the Oilers' Controller for three years (1994-96). She was offered that position after completing her M.B.A. from Rice University while working full-time serving as Tax Manager for

Titans' owner K.S. "Bud" Adams, Jr.'s KSA Industries, Inc.

Before joining KSA Industries, Curley worked from 1985-89 as a Tax Supervisor in the Houston office of the accounting firm of Coopers & Lybrand. Her clients while at Coopers & Lybrand were mainly high net worth individuals, including several prominent Houston families.

Born in Annapolis, Md., she grew up in Denver, Colo., graduating from the University of Denver with a BSBA, concentration in accounting, in 1983. She is single and resides in Houston.

IN MEMORIAM



Don Klosterman

*General Manager, Houston Oilers
1966-69*

Klosterman served as the Oilers' general manager for four seasons, drafting the likes of Elvin Bethea and George Webster en route to the 1967 AFL Eastern Division title and a berth in the AFL Championship Game. A true legend in football administration, Klosterman guided six pro football franchises to division titles as either coach or general manager, earning a Super Bowl ring with the Baltimore Colts in 1970. He died in June of a heart attack.

BOB HYDE

*Vice-President/
Community
Affairs*

Bob Hyde is in his 12th season with the Titans and third as Vice-President/Community Affairs. Hyde returned to the Oilers in March of 1998 in his current position.

Under Hyde's direction, the Titans' community relations staff has made a major impact on the Mid-South with the success of the Titans' Caravans and over 300 player, coaches, and staff appearances this past year.

He has successfully coordinated the club's last two major fund-raising Titans Charity Golf Tournaments, which brought in nearly \$200,000. Under Hyde's direction, this year's tournament more than doubled last year's total of \$60,000 in funds raised for The Salvation Army's Red Shield Family Initiative and The Junior League of Nashville.

In 1998, Hyde served as the club's liaison between Mr. Adams and the advisory council. The information gathered by the

advisory council and from focus groups that included hundreds of fans from across the state, aided Adams in giving the franchise a new name, logo and uniform.

A native of Tullahoma, Tenn., Hyde was a member of the team's media relations department from 1977-85. His career with the Oilers began as a University of Houston intern in 1977 and in the spring of 1978, he was named Assistant Public Relations Director.

Hyde was promoted to Media Relations Director in 1980 and served the Oilers in that capacity through the end of the 1985 season. He returned home to Tennessee in the spring of 1986, and for five years was an account executive with Nashville's Dye, Van Mol & Lawrence Public Relations agency.

Football once again lured Hyde to Texas in 1991, when he was named Director of Public Relations for the San Antonio Riders of the NFL's World League of American Football. When the NFL suspended operations of that league in 1992, Hyde joined the PGA TOUR as a media official and was employed by the TOUR until he accepted his current position with the Titans.

A graduate of Tullahoma (TN) High School, Hyde attended Middle Tennessee State University before transferring to the University of Houston. The 49-year-old Hyde is single and has two daughters, Ashley (14) and Hannah (8). He resides in Nashville, Tenn.



Hyde and Titans mascot T-Rac visit with a young fan on the first of 72 stops of Titans Caravan 2000 in Franklin, Tenn. The highly successful caravan throughout the Mid-South enabled fans to meet players, staff and radio network personalities.



MIKE HEIMERDINGER • OFFENSIVE COORDINATOR

Mike Heimerdinger, who brings 25 years of coaching experience and two World Championship rings, is in his first season as the Titans' offensive coordinator. Heimerdinger coached the wide receivers for the two-time world champion Denver Broncos. Under his tutelage, the Denver tandem of Ed McCaffrey and Rod Smith became one of the top wide receiving duos in the NFL. Denver's potent offense also led to rushing records for RB Terrell Davis, who gained at least 1,500 yards each season from 1996-98.

Heimerdinger came to Denver in 1995 from Duke University where he was the offensive coordinator and offensive backs coach in 1994. Before Duke, Heimerdinger spent five years (1989-93) as an assistant coach at Rice University. During his tenure, the Owls produced the school's first back-to-back winning seasons since 1960-61. In 1988, Heimerdinger also served as offensive coordinator at Cal-State Fullerton, where they set the school's single-game record for most points scored in one game with 58. Heimerdinger began his coaching career in 1975 as head coach at Johnsburgh High School in McHenry, Ill. Five years later, he served as a graduate assistant coach at the University of Florida in 1980. He spent 1981 at Air Force and at North Texas State in 1982 before returning to Florida in 1983. He spent five years at Florida before moving onto Cal-State Fullerton. A native of Dekalb, Ill. (10/13/52), Heimerdinger played wide receiver (1970-71) and center-fielder at Eastern Illinois, where he earned his degree in history in 1975. He also participated in the NCAA Division II College World Series in 1974. He later earned his master's in Administration from Northern Illinois. Mike and his wife, Kathie, are parents of daughter, Alicia and son, Brian.

HEIMERDINGER'S COACHING LEDGER

| | |
|-----------------|--|
| 2000: | Offensive Coordinator, Tennessee Titans |
| 1995-99: | Wide Receivers Coach, Denver Broncos |
| 1994: | Offensive Coordinator/Offensive Backs Coach, Duke University |
| 1989-93: | Offensive Coordinator, Rice University |
| 1988: | Offensive Coordinator, Cal State-Fullerton |
| 1983-87: | Wide Receivers, University of Florida |
| 1982: | Quarterbacks, North Texas State |
| 1981: | Wide Receivers, Air Force Academy |
| 1980: | Graduate Assistant, University of Florida |
| 1975-79: | Head Coach, Johnsburgh High School, McHenry, Ill. |



GREGG WILLIAMS • DEFENSIVE COORDINATOR

Gregg Williams is entering his 11th season with the Titans and his fourth season as the Titans' defensive coordinator. Williams, whose talent and work ethic has allowed him to work his way up from quality control coach in 1990 to his current position in 1997, led a unit that ranked sixth in the AFC against the run last season. The Titans' stingy run defense only allowed one 100-yard rusher last season. In 1999, under Williams' guidance, the team's physical, and well-prepared defense also established a new team single-season record for sacks with 54, nearly doubling 1998's total of 30. Last season, the Titans' defense also led the NFL in the big play stat of combined sacks and turnovers with a whopping 94.

Williams' primary responsibility is the continued implementation and further development of the "46" hybrid. Williams spent three seasons (1994-96) overseeing the Oilers' linebackers after spending the 1993 campaign as the team's special teams coach. In 1993, Williams' special teams unit showed a renewed aggressiveness, as the Oilers had the top-rated punting game and rated sixth in kickoff return defense. From 1990-92, Williams

served as the club's first quality control coordinator. In addition, Williams had previously assisted in the coaching of the Oilers' defensive backs, assisted the "scout" teams for Oiler practice sessions and helped the defensive coaching staff on game day.

Prior to joining the Oilers, Williams spent the 1988-89 seasons working with the linebackers as a graduate assistant at the University of Houston for former Oilers Head Coach Jack Pardee. From 1984-87, Williams was the head coach at Belton (MO) High School after spending the 1980-83 campaigns as an assistant coach at his hometown of Excelsior Springs (MO) High School.

A native of Excelsior Springs, Mo. (7/15/58), Williams played football (quarterback) and baseball at Northeast Missouri State where he received his B.S. degree. He later earned his master's in education from Central Missouri State. Gregg and his wife, Leigh Ann, have two sons, Blake (15) and Chase (8), and a daughter, Amy (10).

WILLIAMS' COACHING LEDGER

| | |
|-----------------|---|
| 1997-00: | Defensive Coordinator, Tennessee Titans |
| 1994-96: | Linebackers, Houston Oilers |
| 1993: | Special Teams, Houston Oilers |
| 1990-92: | Quality Control, Houston Oilers |
| 1988-89: | Graduate Assistant, University of Houston |
| 1984-87: | Head Coach, Belton (MO) High School |
| 1980-83: | Assistant, Excelsior Springs (MO) High School |



GEORGE HENSHAW • ASST. HEAD COACH/OFFENSE

George Henshaw is in his fourth season with the Titans and his first as assistant head coach/offense. He was elevated to his current position in May, 2000, after spending last season as the Titans' assistant head coach/running game. Henshaw will work in conjunction with offensive coordinator Mike Heimerdinger with responsibility for game-planning the team's offensive attack as well as coaching the tight ends. Last season, TE Frank Wycheck led the team in receptions for the fourth consecutive season and earned

his second Pro Bowl invitation. The Titans' tight ends and H-backs have caught 306 passes during the last three seasons, the most in the league during that span.

Henshaw joined the Oilers in 1997 after serving as the offensive coordinator of the New York Giants for four seasons (1993-96). During his tenure with the Giants, the team boasted one of the best running games in the National Football League, including a league-high average of 138.1 yards per game in 1993. Before joining the Giants, Henshaw spent five years (1988-92) with the Denver Broncos, including a stint as the team's offensive coordinator and wide receivers coach in 1992. Prior to that position, Henshaw coached Denver's wide receivers in 1991, and the Broncos offensive line from 1988-90. During that period, the Broncos won two AFC West titles and appeared in Super Bowl XXIV. Prior to joining the Broncos, Henshaw was the head coach at the University of Tulsa for one season. After leading the Golden Hurricanes for the 1987 season, he joined the Broncos.

Henshaw began his coaching career at his alma mater, West Virginia (1970-75), before moving on to Florida State University. He spent seven years (1976-82) as both an offensive and defensive line coach for the Seminoles, including four years (1979-82) as offensive coordinator. From 1983-86, Henshaw served as the offensive coordinator as well as the offensive line coach for the University of Alabama, which led the SEC in total offense (424.1 yards per game).

A native of Midlothian, Va. (1/22/48), Henshaw is a 1970 graduate of West Virginia University. He and his wife, Kathleen, have three children: Michael (19), Matthew (17) and Kerry (14).

HENSHAW'S COACHING LEDGER

| | |
|-----------------|--|
| 2000: | Assistant Head Coach/Offense, Tennessee Titans |
| 1999: | Assistant Head Coach/Running Game, Tennessee Titans |
| 1997-98: | Tight Ends/Offensive Line, Tennessee Oilers |
| 1993-96: | Offensive Coordinator/Quarterbacks, New York Giants |
| 1992: | Offensive Coordinator/Wide Receivers, Denver Broncos |
| 1991: | Wide Receivers, Denver Broncos |
| 1988-90: | Offensive Line, Denver Broncos |
| 1987: | Head Coach, Tulsa University |
| 1983-86: | Offensive Coordinator/Offensive Line, University of Alabama |
| 1979-82: | Offensive Coordinator/Offensive Line, Florida State University |
| 1976-78: | Defensive Line, Florida State University |
| 1970-75: | Defensive Line, West Virginia University |



JERRY GRAY • DEFENSIVE BACKS

Former All-Pro cornerback Jerry Gray is in his fourth season as an NFL coach and second as the Titans defensive backs coach. He began his NFL coaching career in 1997 when he re-joined the Oilers organization as defensive assistant/quality control coach. Gray joined the Oilers coaching staff after spending two seasons as defensive backs coach (1995-96) at Southern Methodist University.

Prior to his first coaching stint, Gray spent nine seasons in the National Football League, playing for the Los Angeles Rams (1985-91), Oilers (1992), and Tampa Bay Buccaneers (1993) before retiring. He was a four-time Pro Bowler at cornerback (1986-89) with the Rams. He also was named the NFL's Defensive-Back-of-the-Year twice (1989-90), and earned MVP honors in the 1990 Pro Bowl.

A two-time consensus All-America and two-time Southwest Conference Defensive Player-of-the-Year as a safety at the University of Texas (1983-84), Gray was a first-round draft choice of the Los Angeles Rams in 1985 (21st overall). He played in 104 games for the Rams, registering 22 interceptions, including a career-best eight thefts in 1986.

Gray's first stint with the Oilers came as a player when he joined the club from the Rams as a "Plan B" free agent in 1992. He started 16 games for the Oilers that season and led the Oilers with six interceptions. He signed as a free agent with the Buccaneers prior to the 1993 season.

A native of Lubbock, Texas (12/16/62), Gray lettered in football, basketball, and track at Estacado High in Lubbock. He also is a member of the University of Texas' All-Time Team and All-Decade Team for the 1980s. In 1995, Gray was inducted in the Texas High School Hall of Fame and was recently named to the All-Time Texas High School Team. He and his wife, Sherry Annette, have one son, Jeremy Donte (9).

GRAY'S COACHING LEDGER

| | |
|-----------------|---|
| 1999-00: | Defensive Backs, Tennessee Titans |
| 1997-98: | Defensive Assistant/Quality Control, Tennessee Oilers |
| 1995-96: | Defensive Backs, Southern Methodist University |



ALAN LOWRY • SPECIAL TEAMS

Alan Lowry, who called one of the most memorable plays in NFL playoff history, enters his fourth season as an assistant coach with the Titans and second as special teams coach. Last season, the Titans' special teams unit returned three kicks for touchdowns, including a game-breaking kickoff return in the AFC Championship game against Jacksonville. Under Lowry guidance, the Titans also blocked two punts last season, the most by the club since 1989. However the highlight of the special teams unit occurred in the Titans' Wild Card game against Buffalo. TE Frank

Wycheck threw a lateral to Kevin Dyson that he returned for a game-winning touchdown. Lowry took over the Titans' special teams after coaching the club's wide receivers corps from 1997-98. Lowry has spent 12 seasons coaching special teams from his positions with Dallas (1982-87), Tampa Bay (1991), and San Francisco (1992-95). He joined the Oilers in 1996 as defensive assistant/quality control and was promoted to the position of wide receivers coach one year later.

Lowry spent nine seasons with the Dallas Cowboys (1982-90). He originally joined the Cowboys in 1982 as their special teams coach before shifting to receivers (1988-90). In 1991, he served as the special teams/tight ends coach for the Tampa Bay Buccaneers, and as special teams coach for the San Francisco 49ers from 1992-95. In San Francisco, Lowry and the Niners made two NFC Championship game appearances and captured a Super Bowl Championship.

A former quarterback and defensive back at the University of Texas, Lowry earned All-Southwest Conference honors before jumping into the coaching ranks. Lowry began his coaching career at Virginia Tech in 1974 before moving to the University of Wyoming in 1975. He spent 1976 as a member of the Dallas Cowboys scouting department before returning to the University of Texas (1977-81) for five seasons as defensive backs coach. A native of Miami, Okla., Lowry resides in Franklin, Tenn. with his wife, Donna. The couple has two daughters, Marta (1) and Lindsay (12).

LOWRY'S COACHING LEDGER

| | |
|-----------------|---|
| 1999-00: | Special Teams, Tennessee Titans |
| 1997-98: | Wide Receivers, Tennessee Oilers |
| 1996: | Defensive Assistant/Quality Control, Houston Oilers |
| 1992-95: | Special Teams, San Francisco 49ers |
| 1991: | Special Teams/Tight Ends, Tampa Bay Buccaneers |
| 1988-90: | Receivers, Dallas Cowboys |
| 1982-87: | Special Teams, Dallas Cowboys |
| 1977-81: | Defensive Backs, University of Texas |
| 1976: | Scout, Dallas Cowboys |
| 1975: | Defensive Backs, University of Wyoming |
| 1974: | Quarterbacks, Virginia Polytechnic Institute |



MIKE MUNCHAK • OFFENSIVE LINE

The backbone of the Titans' signature power running game is the club's offensive line. Former All-Pro guard Mike Munchak enters his fourth season as the Titans offensive line coach. Last season, Munchak's line paved the way for Eddie George to finish third in the conference with 1,304 rushing yards. The line also surrendered the third-lowest sack total in the NFL with 24, a big improvement from 1998 when they allowed 35. One of the greatest Oilers of all-time, Munchak joined the Oilers front office in 1994, assisting the

offensive coaching staff and providing quality control. The future Hall of Famer was promoted to the title of offensive line coach in 1997.

Munchak has been one of the 15 finalists for the Pro Football Hall of Fame's last two classes. A former first-round draft choice of the Oilers (eighth overall) in 1982, Munchak

played in 159 regular season games (fourth all-time on club's list) and 10 playoff games before retiring on July 21, 1994. When he retired, Munchak owned the club mark with nine Pro Bowl invitations. He also had his uniform (#63) retired on November 6, 1996, marking only the fourth jersey in Oilers history to be retired (Earl Campbell's #34, Jim Norton's #43 and Elvin Bethea's #65 are the others). He also was named to the inaugural class of the Titans/Oilers Hall of Fame last season and was elected to the Pennsylvania Sports Hall of Fame. A native of Scranton, Pa. (3/5/60), Munchak and his wife, Marci, have two daughters, Alexandria (14) and Julie (12).

MUNCHAK'S COACHING LEDGER

- 1997-00:** Offensive Line, Tennessee Titans
1994-96: Offensive Assistant/Quality Control, Houston Oilers



JIM SCHWARTZ • LINEBACKERS/THIRD DOWN PACKAGE

Jim Schwartz enters his second season with the Titans and first as linebackers coach. He will also work on the defense's third-down package. He joined the Titans' coaching staff in 1999 as defensive assistant/quality control. Schwartz will be responsible for the development of rookie linebacker Keith Bulluck.

Prior to joining the Titans, Schwartz spent three years as an assistant/quality control coach with the Baltimore Ravens. While in Baltimore, Schwartz also coached the Ravens' outside linebackers.

He spent three years in the Cleveland Browns' personnel department, assisting in all phases of college scouting. During that time, Schwartz also served as both a college and pro scout with the Browns and assisted the defensive coaching staff with film breakdowns and scouting reports. Schwartz began his coaching career as a graduate assistant coach at the University of Maryland, tutoring the Terrapins' linebackers from 1989-90. He then served as secondary coach at the University of Minnesota (1990-91) and North Carolina Central (1991-92) before moving to Colgate (1992) as linebackers coach.

A native of Baltimore, Md. (6/2/66), Schwartz was a four-year letterman at linebacker for the Hoyas of Georgetown University, where he earned his degree in Economics. He also received Distinguished Economics Graduate honors at Georgetown and earned numerous honors in 1988, including CoSIDA/GTE Academic All-America, Division III All-America, NCAA Post-Graduate Scholar and team captain. An avid chess player, Jim and his wife, Kathleen, reside in Nashville, Tenn.

SCHWARTZ'S COACHING LEDGER

- 2000:** Linebackers Coach/Third Down Package, Tennessee Titans
1999: Defensive Assistant, Tennessee Titans
1996-98: Defensive Assistant, Baltimore Ravens
1993-95: College/Pro Scout, Cleveland Browns
1992: Linebackers, Colgate University
1991: Secondary, North Carolina Central
1990: Graduate Assistant, University of Minnesota
1989: Graduate Assistant, University of Maryland



SHERMAN SMITH • RUNNING BACKS

Former Seattle Seahawks running back Sherman Smith is in his sixth year as the Titans' running backs coach. Smith joined the Oilers in 1995, after spending three seasons at the University of Illinois. At Illinois, Smith served as tight ends coach from 1992-93 and added running backs coach to his title in 1994.

A former standout during his collegiate career at Miami (Ohio) University, Smith coached the running backs at his alma mater for two seasons (1990-91) before moving to Illinois. After joining the Seahawks as a second-round draft choice in 1976, Smith went on to play nine years in the NFL. Smith led a fledgling Seahawk team in rushing in each of his first four seasons, finishing his Seattle tenure with 3,429 yards and 28 touchdowns on 810 attempts, as well as 210 receptions for 2,445 yards with 10 touchdowns. Smith left Seattle among the all-time rushers in Seahawks' history before closing his NFL playing career with the San Diego Chargers from 1983-84. As a quarterback at Miami (Ohio), Smith led the Redskins to the Mid-American Conference crown in his final three seasons while compiling a 33-1-1 record. In 1984, Smith began teaching in the Northwest where he coached and taught at Redmond Junior High before returning to the college level as a coach in 1990. A native of Youngstown, Ohio (11/1/54), he and his wife, Sharon, have a daughter, Shavonne (20), a junior at the University of Tennessee, and a son, Sherman (18), a freshman at the University of Miami (Ohio).

SMITH'S COACHING LEDGER

- 1995-00:** Running Backs, Tennessee Titans
- 1994:** Tight Ends/Running Backs, University of Illinois
- 1992-93:** Tight Ends, University of Illinois
- 1990-91:** Running Backs, Miami (Ohio) University



STEVE WALTERS • WIDE RECEIVERS

Steve Walters, a 29-year veteran of coaching, including 17 in the NFL, enters his second season the Titans as wide receivers coach. Walters joined the Titans coaching staff in 1999 after spending two seasons as wide receivers coach with the New England Patriots.

Walters spent two coaching stints with New England. He began his NFL coaching career with New England in 1992, serving as defensive backs coach for three seasons before serving as wide receivers coach with the New Orleans Saints for 11 seasons (1986-96). During his tenure in New Orleans, his wide receivers set the record for most single-season receptions in franchise history. Walters began his coaching career as a graduate assistant at Virginia Tech in 1971. After two seasons, he accepted his first full-time position coaching receivers at Tampa University in 1973. He coached the defensive backs for two seasons (1974-75) at Northeast Louisiana before moving on to Morehead State as the quarterbacks and receivers coach. From 1977-78, Walters served as wide receivers coach at the University of Tulsa. In 1979, he coached quarterbacks at Memphis State before spending two seasons (1980-81) as secondary coach at Southern Methodist University under head coach Ron Meyer. Walters then moved to the NFL with New England after Meyer accepted the Patriots' head coaching position.

A native of Jonesboro, Ark. (6/16/48), Walters played defensive back at the University of Arkansas. He lettered in football, basketball and track at Springdale High in Arkansas. He earned his bachelor's degree at Arkansas and added his master's degree in physical education from Morehead State in 1976. Steve and his wife, Susan, are parents of two children: Kirk (20) and Kasey (17).

WALTERS' COACHING LEDGER

- 1999-00:** Wide Receivers, Tennessee Titans
- 1997-98:** Wide Receivers, New England Patriots
- 1986-96:** Wide Receivers, New Orleans Saints
- 1985:** Defensive Backs, University of Alabama
- 1982-84:** Defensive Backs, New England Patriots
- 1980-81:** Defensive Backs, Southern Methodist University
- 1979:** Quarterbacks, Memphis State University
- 1977-78:** Wide Receivers, Tulsa University
- 1976:** Quarterbacks/Receivers, Morehead State University
- 1974-75:** Defensive Backs, Northeast Louisiana University
- 1973:** Receivers, University of Tampa
- 1971-72:** Graduate Assistant, Virginia Polytechnic Institute



JIM WASHBURN • DEFENSIVE LINE

Jim Washburn enters his second season as the Titans defensive line coach. Last season, Washburn lit a fire under the Titans' defensive line as the defense established a new single-season club record of quarterback sacks with 54. The line was paced by All-Pro rookie Jevon Kearse, who led the entire conference in sacks with a rookie record 14.5. The club also enjoyed single-season career-high performances in DT Josh Evans, DE Henry Ford and DT Jason Fisk. Washburn joined the Titans as the defensive line coach after spending 1998 as the defensive line coach at the University of Houston. Washburn joined Houston after four seasons as the defensive line coach at the University of Arkansas from 1994-97. A 25-year coaching veteran, Washburn went to Arkansas after coaching the Charlotte Rage of Arena Football in 1993. He also served as defensive coordinator for the London Monarchs of the World League of American Football in 1992 after a year as their defensive line coach in 1991. Washburn held dual roles as head coach and defensive coordinator of the Charlotte Barons, leading the team to a national championship. Before entering the professional coaching ranks, Washburn was the defensive line coach at Purdue in 1989, at South Carolina from 1983-88 and at New Mexico from 1980-82. He began his coaching career as the strength and defensive line coach at Southern Methodist University in 1976. He then spent two seasons (1977-78) as defensive coordinator and secondary coach at Lees McRae Junior College before moving to Livingston University as defensive coordinator in 1979.

A native of Shelby, N.C. (12/2/50), Washburn was a four-year letterman at Gardner-Webb College, where he earned his bachelor's in physical education in 1973. He added his master's degree from North Carolina A&T in 1975. Washburn and his wife, Sandy, have three children, Jeremiah, who is an offensive lineman at Arkansas, Brady, an offensive lineman at Clemson, and Jessica.

WASHBURN'S CAREER LEDGER

- 1999-00:** Defensive Line, Tennessee Titans
- 1998:** Defensive Line, University of Houston
- 1994-97:** Defensive Line, University of Arkansas
- 1993:** Head Coach, Charlotte Rage (Arena)
- 1992:** Defensive Coordinator, London Monarchs (WLAFL)
- 1991:** Defensive Line, London Monarchs (WLAFL)
- 1990:** Head Coach/Defensive Coordinator, Charlotte Barons
- 1989:** Defensive Line Coach, Purdue University
- 1983-88:** Defensive Line, University of South Carolina
- 1980-82:** Defensive Line, University of New Mexico
- 1979:** Defensive Coordinator, Livingston University
- 1977-78:** Defensive Coordinator/Secondary, Lees McRae Junior College
- 1976:** Strength/Defensive Line, Southern Methodist University

STEVE WATTERSON • STRENGTH AND CONDITIONING



One of the top strength and rehabilitation experts in the NFL, Steve Watterson is in his 15th season as the Titans' strength and conditioning coach. In 1999, Steve was appointed to the National Research Council for Health (NRCH) Scientific Advisory Council. The NRCH maintains a highly qualified scientific advisory council comprised of health professionals across the country. NRCH was formed in 1977 to expand the scientific foundation and understanding of natural health science.

In 1992, Watterson received the greatest honor of his career when he was named Professional Strength and Conditioning Coach of the Year. Watterson has been instrumental in helping to develop and implement various strength and conditioning programs with the Titans and directs the club's successful off-season conditioning program. Watterson joined the Oilers in 1986 as Strength and Conditioning Coordinator before becoming an assistant coach in those areas prior to the 1988 season.

Before joining the Oilers, Watterson spent two seasons (1984-85) as the assistant trainer for the Philadelphia Eagles. From 1979-80, he served as the head trainer at Tucson (AZ) High School before accepting a similar post at Amphitheater High School in Tucson (1980-84). Watterson's other activities have included serving as a trainer at the 1982 Olympic Development Camp and at the National Sports Festival in Colorado Springs in 1983. Following the 1990 season, Watterson received national attention when he personally supervised the rehabilitation of auto racing superstar A.J. Foyt. Foyt credits Steve with his ability to come back from severe leg injuries to race in the 1991 Indianapolis 500. Steve currently advises NASCAR teams on training for proper biomechanics for their pit crews. As a member of the Scientific Advisory Board for AdvoCare Nutrition, Steve also advises Nascar teams such as Richard Petty's on proper supplementation for improved performance. Watterson has patents pending on shoulder and leg rehabilitation devices and on a leg measuring device through his company, Kelsea Plus Corp. He received his bachelor's degree from Rhode Island and his master's degree from Arizona.

A native of Newport, R.I. (11/27/56), Steve has two daughters, Kelsea (10) and Bergen (1), and two sons, Brock (4) and Cole (3).

WATTERSON'S COACHING LEDGER

1986-00: Strength and Conditioning, Tennessee Titans

1984-85: Assistant Trainer, Philadelphia Eagles

CRAIG JOHNSON • OFFENSIVE ASSISTANT/QUALITY CONTROL



Craig Johnson enters his first season as an NFL assistant coach as the Titans' offensive assistant quality control. He joined the Titans staff after spending the last three seasons as the quarterbacks coach at the University of Maryland. During that tenure, he also served as the Terps' offensive coordinator for two years (1997-98). In his last year at Maryland, the Terps led the Atlantic Coast Conference in rushing offense (235 yards per game avg.) and Johnson's quarterback Calvin McCall, was one of the top-rated freshman in the

country. He served in the quarterback coach for five seasons at Northwestern University (1992-96). At NU, he was part of the first back-to-back Big 10 Conference champions (1995-96) in the school's history. Craig's quarterback Steve Schnur earned First-Team All Big 10 honors as a senior and posted a career-high 336 passing yard in the 1996 Rose Bowl against USC. In five years at NU, Johnson coached three All-Big 10 quarterbacks. Prior to his stint at Northwestern, Johnson served as offensive coordinator and quarterbacks coach for three seasons (1989-91) at Virginia Military Institute. Under Johnson, the VMI's offensive ranked fifth in the nation in total offense in 1990 and led in rushing offense in 1991.

He broke into college coaching as a graduate assistant at his alma mater, Wyoming in 1983 before moving on to the University of Arkansas in 1984 in the same capacity. In 1985, he was a part-time assistant coach at Army, tutoring the fullbacks. Johnson then served as running backs coach for three seasons (1986-88) at Rutgers.

A native of Rome, N.Y. (3/3/60), Craig grew up in Aurora, CO. and earned three letters as a quarterback for the Cowboys, throwing for more than 1,100 yards and seven touchdowns as a senior in 1982. Johnson and his wife, Darlene, are parents of two daughters, Shelby and Sydney.

JOHNSON'S COACHING LEDGER

- 2000:** Offensive Assistant/Quality Control, Tennessee Titans
- 1997-98:** Offensive Coordinator, University of Maryland
- 1997-99:** Quarterbacks, University of Maryland
- 1992-96:** Quarterbacks, Northwestern University
- 1989-91:** Offensive Coordinator/Quarterbacks, Virginia Military Institute
- 1986-88:** Running Backs/Rutgers University
- 1985:** Assistant Running Backs/Army
- 1984:** Graduate Assistant/University of Arkansas
- 1983:** Graduate Assistant/University of Wyoming



RONNIE VINKLAREK • DEFENSIVE ASSISTANT/QUALITY CONTROL

One of two newcomers on the Titans' coaching staff is Ronnie Vinklarek. Vinklarek brings two decades of coaching experience to the Titans as the club's defensive assistant/quality control. He spent the last two seasons as offensive line coach at Oklahoma State. Prior to joining the Cowboys, Vinklarek spent 1997 at Valdosta (Ga.) State as the offensive line coach and academic advisor. After coaching high school football in Texas for nine years, from 1988-93, he served as offensive line coach at the University of Houston.

In 1988, he tutored the Cougar offensive line that protected Heisman Trophy winner Andre Ware and earned a bid to the Aloha Bowl. He broke into the professional coaching ranks in 1995 by serving as both offensive line and strength and conditioning coach for the Birmingham Barracudas of the Canadian Football League. He also was a member of the coaching staff for the South team at the 1990 Blue-Gray All-Star Game.

A native of Weimer, Tx. (1/21/59), Ronnie earned his bachelor's degree from Southwest Texas State in 1981. Ronnie and his wife, Marianne, reside in Nashville with son Trevor (3).

VINKLAREK'S COACHING LEDGER

- 2000:** Defensive Assistant/Quality Control, Tennessee Titans
- 1998-99:** Offensive Line, Oklahoma State University
- 1997:** Offensive Line, Valdosta (Ga.) State University
- 1996:** Assistant Coach, Conroe High School, Conroe, Tx.
- 1995:** Offensive Line/Strength and Conditioning, Birmingham Barracudas (CFL)
- 1994:** Assistant Coach, Clear Lake High School, Clear Lake, Tx.
- 1988-93:** Offensive Line Coach, University of Houston
- 1984-88:** Assistant Coach, Marble Falls High School, Marble Falls, Tx.
- 1982-84:** Assistant Coach, Spring Branch High School, Houston, Tx.



RICH SNEAD • DIRECTOR OF PLAYER PERSONNEL



Rich Snead is in his seventh year with the Titans and fifth as Director of Player Personnel. Snead is responsible for evaluating all personnel, college and pro, as well as continuing the evaluation and grading of league personnel, researching free agents, and monitoring waiver and possible trade transactions. Snead originally came to the Oilers on June 27, 1994, as the club's Director of Pro Personnel. He spent four seasons (1990-93) as a scout for the Los Angeles Raiders and two seasons (1988-89) as a scout for the San Diego Chargers. Snead began his pro career in 1983 season as a scout for the Oklahoma Outlaws in the United States Football

League (USFL). He also served as Director of Player Personnel for the Los Angeles Express from 1984-86. Snead's coaching experience includes a stint as wide receivers and quarterbacks coach at Santa Ana College from 1979-82. He earned his degree in physical education from Long Beach State University. A native of San Gabriel, Calif. (11/6/55), Rich and his wife, M'Lissa, have one son, Bill.

GLENN CUMBEE • DIRECTOR OF COLLEGE SCOUTING



Glenn Cumbee is in his third season as the Titans' Director of College Scouting. He was promoted to his current position in 1997 after serving 12 years scouting the southeast and midwest regions. His new duties include collegiate scouting, scouting evaluation and the evaluation of college football players. As a collegian, Cumbee attended Baptist College (Charleston Southern) and the University of South Carolina. He then embarked on a successful high school coaching career in South Carolina, first serving as head coach at Paul Knox Junior High School in North Augusta (1970-71) before moving to Ridge Spring-Monetta High School from 1972-73. In

1974, Cumbee began a stint as defensive coordinator at Newberry (SC) College, remaining there until 1978. He coached linebackers at East Tennessee State in 1979 before entering private business for two years. In 1982, Cumbee joined the National Scouting Combine before accepting his current position with the Titans. A native of Ridge Spring, S.C., Glenn and his wife, Susan, have a daughter, Meredith (21), and reside in Newberry, S.C.

RAY BIGGS • COLLEGE SCOUT



Ray Biggs is in his seventh season with the Titans. Biggs joined the team on June, 1994, after spending five years (1989-93) as a Northwest area scout for the National Football Scouting, Inc. Prior to his scouting work, Biggs embarked on a successful coaching career, starting as an assistant at Walla Walla Community College (1969-71). In 1972, he began work on his master's degree at Colorado State and was a graduate assistant with the football program. From 1976-82, he was the assistant head coach and coordinated recruiting at Mesa State College before moving to Yakima Valley College (1983-89) in a similar role. Biggs played two years at defensive tackle at Montana State where he earned a B.S. in business management. He received his master's degree in college student personnel administration from Colorado State in 1975. A native of Walla Walla, Wash., Ray and his wife, Lynn, have a son, Chris. The family resides in Selas, Washington.

C.O. BROCATO • COLLEGE SCOUT



C.O. Brocato joined the Titans in 1981 for his second tour of duty with the club as a scout. He is responsible for researching all college talent in the central United States. Brocato was recently selected as one of the top 10 scouts in the NFL in a newspaper poll of league general managers. Following his graduation from Baylor University, Brocato coached in the high school ranks as head coach at Jesuit High School in Shreveport, La.. In 1968, he assumed the title of Defensive Coordinator at Northern Arizona, remaining at the Flagstaff school for three seasons. From 1971-74, he held a similar post at Texas-Arlington before joining the Oilers in a scouting capacity from 1974-76. From 1977-81, Brocato served as a scout for the United States Scouting Combine. Born Oct. 31, 1929, C.O. and his wife, Lucy, have one daughter, Becky. The family resides in Arlington, Texas.

DUB FESPERMAN • COLLEGE SCOUT



The responsibilities of scouting the East Coast for the Titans belong to Dub Fesperman. He joined the Oilers in 1981 after a successful college coaching and scouting career. A graduate of Duke University where he played both football and baseball, Fesperman began his career as a coach in the North Carolina school system from 1957-60. After that, he accepted a position as defensive line coach at Wake Forest, spending three years working for the Demon Deacons. From 1964-66, Fesperman served in the same capacity at Tulane (asst. head coach in 1966) before joining Bobby Dodd's staff at Georgia Tech (1967-68). In 1969, Fesperman became defensive coordinator at Massachusetts before accepting a similar post at Dartmouth (1972-74). Fesperman joined the CEPO Scouting Combine in 1975 (later merged with United States Scouting Service) before coming to the Oilers. Born December 21, 1933, Dub and his wife, Marie, have two grown daughters, Anne and Sandra. The family resides in Pinehurst, N.C.

COLE PROCTOR • COLLEGE SCOUT



Cole Proctor is in his second season with the Titans after spending five years (1994-98) as a scout with the Arizona Cardinals. He entered the NFL after earning 24 years of coaching experience. He earned his degree in health, physical education and recreation from Morehead State in 1967 and his master's degree in 1968. He began his coaching career at Morehead State during the 1967-68 season as a graduate assistant. He then served as an assistant coach at Gardner-Webb for three seasons (1969-71) prior to one campaign (1968) as an assistant at Lees-McRae. He went on to spend three years as head football coach at Keene High School and

Chatham Township High, earning New Jersey Coach-of-the-Year honors by the *Newark Star Ledger*. He returned to Lees-McRae College to serve as head football coach and athletic director for three years (1976-78). He then was an assistant at East Tennessee State (1979-80), San Diego State (1981-85), Iowa State (1985), and Utah (1986-89). He returned to Morehead State in 1989 as head coach, earning Ohio Valley Conference Coach-of-the-Year honors in 1990. A native of Meriden, Conn., Cole and his wife, Marti, are parents of Susan and Tom.

BRAD BROWN • HEAD ATHLETIC TRAINER



Brad Brown is in his 14th season as the head athletic trainer for the Titans. Brown joined the Oilers in 1987 after spending two seasons as assistant athletic trainer for the Denver Broncos. Brown was a member of the Broncos' training staff when the team captured the AFC championship and advanced to Super Bowl XXI against the Giants. Prior to his appointment in Denver, Brown was the head athletic trainer at Fort Hays (KS) State University from 1978-85, while also serving as an instructor in the school's Health and Physical Education Department. He had been a graduate assistant for the Tigers from 1977-78 after working as a student trainer

there from 1974-77. In addition, Brown was employed as a student trainer for the Kansas City Chiefs during their 1975-76 training camps. A native of Norton, Kan. (6/1/55), Brown is certified by the National Athletic Trainers Association and the Tennessee Athletic Society. Earlier this year, Brown received his 25 years of service pin from the National Athletic Trainers Association. He also is a member of the American College of Sports Medicine and a member of the Professional Football Athletic Trainers Society, where he serves as the Secretary. He holds both a B.S. and master's degree from Fort Hays and is an avid jetskier. Brad and his wife, Kristi, have two sons, Kyle (21) and Joel (18).



DON MOSELEY • ASSISTANT ATHLETIC TRAINER



Don Moseley is in his 14th season as the Titans' Assistant Athletic Trainer. He joined the Oilers in 1987 after spending two years as the head athletic trainer at Cameron University in Lawton, Okla. Before his stint at Cameron, Moseley was the head athletic trainer at Central High School in San Angelo, Texas, from 1980-85. Moseley held the same position at Cholla High School in Tucson, Ariz. (1979-80), and was also a student trainer at the University of Oklahoma (1976-78). He is certified by the NATA. Moseley, who served as an assistant in the Oilers' 1986 training camp, has a B.S. from Oklahoma and a master's degree from Arizona. Don and his wife, Kim, have a son, Matthew (7) and a daughter, Katherine Rose (5). They reside in Franklin, Tenn.

GEOFF KAPLAN • ASSISTANT ATHLETIC TRAINER



Geoff Kaplan is in his sixth season as the Titans' Assistant Athletic Trainer. He joined the Oilers full-time in 1995 after serving as an intern in 1994. Prior to joining the Oilers, Kaplan served as an intern with the Green Bay Packers in 1993. A native of Parsippany, NJ, Kaplan earned his degree in physical therapy and a certificate in athletic training from the University of Wisconsin-Madison. He continued his education by becoming a certified strength and conditioning specialist in 1997. Geoff and newlywed wife, Shelly, live in Nashville.

MARTY COLLINS • DIRECTOR OF TICKET OPERATIONS



Marty Collins is in his third season as the club's Director of Ticket Operations. He is responsible for handling all of the Titans' ticket operations relating to the Adelphia Coliseum. He also handles the sales of the last Personal Seat Licenses (PSL's) at the Coliseum. Collins joined the Titans after spending three seasons (1995-97) as the Assistant Director of Ticket Operations for the St. Louis Rams. During his tenure with the Rams, Collins assisted in coordinating the PSL campaign and ticket operations for two stadiums in 1995 with Busch Stadium and the Trans World Dome. Collins broke into the league as an intern with the Kansas City Chiefs in 1990. He was hired on full-time in 1991, spending three seasons in the Chiefs' ticket office where they achieved a selling cap for season tickets and developed a waiting list. From 1994-95, Collins served as the Group Sales Manager with the Kansas City Royals before returning to the NFL with St. Louis. A native of Kansas City (1/25/69), Collins graduated from William Jewell College in Liberty, Mo. He and his wife, Roxanne, reside in Nashville.

JENNEEN DAINWOOD • CONTROLLER



Jenneen Dainwood joined the staff of the Tennessee Titans as Controller in the summer of 1997. Dainwood oversees the accounting of ticket and suite sales, sponsorships and broadcasting revenues, and assists with special projects. Before joining the Titans, Jenneen was vice-president of Finance and Human Resources for the American Cancer Society. From 1992-95, she worked for Arthur Andersen LLP as an audit division senior accountant. A native of Knoxville, Tenn. (10/15/70), Jenneen graduated summa cum laude with a bachelor of business administration from the University of Tennessee, Knoxville. She earned her CPA certification in 1994. She is single and resides in Nashville.

BILL DICKERSON • GENERAL MANAGER OF STADIUM FACILITIES



Bill Dickerson is in his second season as General Manager for Facilities Operations for the Titans. Dickerson is responsible for the day-to-day operations of both the Baptist Sports Park practice facility and all events at Adelphia Coliseum, including game-day operations. Tennessee is Dickerson's second stop in the NFL, as he spent five seasons (1988-92) as the Director of Operations with the Kansas City Chiefs. He joins the Titans after seven years with the Marriott Corporation in Kansas City. A native of Shawnee Mission, Kansas, Dickerson earned his B.A. in business from Kansas State and M.S. in athletic administration from Wichita State University in 1980.

MEEKA GABRIEL • DIR. OF CHEERLEADING & ENTERTAINMENT



Meeka Gabriel is in her second season as the Titans' Director of Cheerleading and Entertainment. Gabriel is in charge of assembling and teaching the Spirit and Yell Leaders squad, as well as choreographing game day performances. She also directs the off-field performances by the Cheerleaders in the Nashville community and abroad, in addition to supervising T-RAC, the Titans' mascot. Gabriel joined the Titans in 1999 after spending three years as the Director of Choreography for the Universal Dance Association. Gabriel has been associated with the Company Dance Group, which is headed by Paula Abdul, and has directed Disney Parades and New Year's Day parades in both London and Paris. She has also choreographed pregame entertainment for both the Citrus and Outback Bowl games. A native of Memphis, (6/21/68), Gabriel is a graduate of the University of Memphis, where she was a member of the Tigers' award-winning dance team that won four national championships. Upon graduation, Gabriel spent five years dancing professionally in both New York and Los Angeles. Most recently, Meeka danced for the renowned Bobby Jones Gospel hour, which airs on BET, and choreographed for the Nashville Super Choir, under the direction of Bobby Jones. Gabriel lives in Nashville with her daughter, Salemah (5).

GARY GLENN • DIRECTOR OF INTERNET OPERATIONS & PUBLICATIONS



Gary Glenn enters his third season with the Titans and eighth overall in the NFL. The 32-year-old Glenn, who handles the club's web site and publication duties, was originally hired in June of 1998 as Publications/Internet Coordinator before being promoted this past off-season. He joined Tennessee after spending four seasons with the Atlanta Falcons (1994-98) as a public relations assistant. Glenn, who was recently named co-chairman of the NFL's new internet committee, broke into the League in 1989 as a public relations intern with the Washington Redskins. Two years later, he joined the

Green Bay Packers for the 1991 campaign as a season-long intern. Prior to joining the Falcons, Glenn served a two-year stint as Assistant Sports Information Director at the University of North Carolina at Wilmington from 1992-94. His men's basketball program, "Hawks Hoops," was rated fourth-best in the country by the College Sports Information Directors of America among Division I schools. A native of Northern Virginia, Glenn received his B.A. in Communications in 1991 from George Mason University, where he served as Sports Editor of the university's newspaper. Single, he resides in Franklin, Tenn.

MIKE KEITH • DIRECTOR OF BROADCASTING



Mike Keith, the first "Voice of the Tennessee Titans", is the second-youngest (33) play-by-play announcer in the NFL. This season, he begins his second year as the Titans play-by-play announcer, but has been a part of the club's radio broadcasts since before the organization's arrival in Tennessee. In 1996, while the team was still in Houston, Keith hosted a pre-game show for Tennessee radio stations that carried Oilers games. Keith was the network's scoreboard host in 1997 before moving into the booth as a color analyst in 1998. Along with his play-by-play duties, Keith continues to host

the weekly Jeff Fisher radio show, handles many of the daily Titans radio updates and makes countless speeches on behalf of the Titans and Titans Radio. In May, 1998, Keith joined the Titans full-time as Director of Broadcasting. Previously, he spent over a decade in Knoxville for working for WIVK/WNOX radio, WBIR-TV and the Vol Radio Network. Keith won numerous awards while working in East Tennessee, including a '97 Edward R. Murrow Award. Born in Knoxville and raised in Franklin, Keith is a '91 graduate of the University of Tennessee (Political Science). He is married (Michelle) and has two children.

PAUL NOSKA • EQUIPMENT MANAGER



Paul Noska is in his fourth season as the Titans' Equipment Manager and 17th overall year with the organization. Nicknamed "Hoss," Noska originally joined the club in 1982 as an equipment assistant and has been a full-time member of the club's equipment department since 1983. Noska is responsible for the ordering and maintenance of all equipment and playing gear for the Titans throughout the season. He also handles the computer inventory of the team's equipment. A native of Houston, Noska and his wife, Terry, have one son, Randy Paul II (10).

RALPH OCKENFELS • DIRECTOR OF MARKETING



Ralph Ockenfels is in his third season with the Titans as the Director of Marketing. He is responsible for developing corporate sponsorship packages and retail promotions. He also is involved with game-day presentations and enhancements during Titans home games. Prior to joining the Titans, Ockenfels was the Assistant Director of Marketing for the Green Bay Packers from 1992-1998 after joining the team as an intern in 1991. During his tenure in Green Bay, Ockenfels served on the advance team for the Packers in Super Bowls XXXI and XXXII. A native of Iowa City, Iowa (12/12/66),

Ockenfels earned his BA from the University of Northern Iowa and MS from Western Illinois University. Ralph and his wife, Jannette, reside in Franklin, Tenn.

STEVE REESE • DIRECTOR OF INFORMATION SYSTEMS



Steve Reese is in his 11th season as the Titans' Director of Information Systems. Reese is responsible for managing the organization's state-of-the-art computer and telecommunication systems. Steve also consults with many of K.S. "Bud" Adams, Jr.'s companies in the automotive, travel and ranching industries. In 1997, Reese was an originating member and chairman of the NFL's Technical Advisory Committee which addresses a variety of league-wide technology issues. Prior to joining the Titans, Reese was a Manager at Arthur Andersen and Company where he worked in the real estate, environmental and health care industries. He was a founding member of the Business Systems Consulting Practice in Arthur Andersen's Detroit office that provides consulting services to high-growth companies. A native of Detroit (10/30/60), Reese ran track at Saginaw Valley State College, where he earned All-America honors. He received his B.B.A. from the University of Houston. Steve and his wife, Darleen, have two sons, Steven (12) and Matthew (11).

AL SMITH • DIR. OF PLAYER DEVELOPMENT/PRO PERSONNEL



Former All-Pro linebacker Al Smith is in his third season as the Titans' Director of Player Development/Pro Personnel. Smith assists the players in continuing their education and helping them in financial and family matters through player programs and is regarded as one of the top coordinators in the league. He and the Titans organization were awarded the 1998-99 most improved player development program in the NFL upon his arrival. Smith's other duties include scouting NFL Europe League and the Canadian Football League and other leagues along with the advance scouting of NFL opponents. A 10-year NFL veteran, Smith was the starting middle linebacker for the Houston Oilers his entire career, anchoring a defense that was considered by many to be the best ever assembled, making seven consecutive playoff appearances from 1987-93. He ended his playing career in 1997 after playing in 10 playoff games. He was elected team captain multiple years and earned Pro Bowl invitations following the 1991 and 1992 seasons. Smith was selected by the Oilers from Utah State in the sixth round (147th overall) of the 1987 NFL draft. He also is a member of the state of Utah's All-century team. A Native of Los Angeles, Calif., Smith starred for the Vikings of St. Bernards High in Playa Del Rey, Calif.

KEN SPARACINO • VIDEO DIRECTOR



Ken Sparacino is in his 18th season with the Titans and 15th as the team's Video Director. His responsibilities include the handling of all taping and production for the Titans' organization. Sparacino tapes all practices and games and then breaks down those tapes for the coaching staff to study. Sparacino attended Waltrip High in Houston and Stephen F. Austin State University. He worked part-time for the Oilers from 1983-85 in film production and cinematography. A native of Houston (6/15/47), Ken and his wife, Marilyn, have one son, Bobby (31), and a daughter, Angela (28).

STUART SPEARS • DIRECTOR OF SALES AND OPERATIONS



Stuart Spears is in his 14th season with the Titans and his third as Director of Sales and Operations. Spears primary responsibilities include the administration of the club's sales and advertising efforts and the coordination of all team travel and training camp activities. Spears began his tenure with the Oilers in 1987 in the ticket office. He worked in the ticket department for five years, finishing as the club's Assistant Director of Ticket Administration and Services until 1992, when he assumed the duties of Marketing and Broadcasting Assistant. He was promoted to Sales and Promotions Coordinator in 1995, playing a role in preparing for the team's relocation to Tennessee. He was actively involved in the promotion of luxury suite and personal seat license sales. He also worked on a wide range of operational and political activities. He moved to Tennessee in December of 1995 in order to prepare for the team's arrival in July, 1997. A native of Wilmington, Del., Spears (34) is a graduate of Baylor University with a BA degree in Journalism and Marketing. He and his wife Joyce reside in Franklin with their sons, Wesley (9) and Dustin (5).

BILL WAINWRIGHT • SUITE AND CLUB SERVICES MANAGER



Bill Wainwright enters his 10th season with the Titans and second as Suite and Club Services Manager. His primary responsibilities include the overall administration of Adelphia Coliseum's 162 corporate suites and nearly 12,000 club seats. He also serves as the team's principle contact in administering the leasing of the Coliseum's two 25,000-square foot club lounges. Wainwright entered professional sports as a summer intern with the Chicago White Sox in 1989 before joining the Houston Oilers the following year as an intern. He started full-time with the Oilers as a marketing assistant in 1991 and was shifted to an Oilers' ticket office assistant one year later. A native of Wheaton, IL (12/22/67), Wainwright graduated from DePauw University, where he was a member of the Tigers' nationally-ranked basketball and baseball teams, with a B.A. in Communications in 1990. Wainwright is engaged (Kim) and lives in Brentwood.

ROBBIE BOHREN • DIRECTOR OF MEDIA RELATIONS



Robbie Bohren enters his fourth season with the Titans and first as Director of Media relations. Bohren is responsible for coordinating all football-related media coverage for the team. He is the liaison between the media, both local and national and the Titans' players, front office and coaches. Bohren originally joined the Titans in 1997, as the team's Assistant Director of Media Relations. Before joining Tennessee, Bohren worked for five years with the Nashville Sounds Baseball Club, the last three as Director of Public Relations. He also gained three years of experience in Vanderbilt University's Sports Information Department, while earning a degree in Economics from the university. Raised in Dallas, Bohren (12/14/69) broke into sports with an internship with the Texas Rangers in 1989. Robbie and his wife, Merrill, live in Nashville with daughter Catherine (3/19/00).

TENNESSEE TITANS FRONT OFFICE/FACILITIES STAFF



Brent Akers
Ticket Office Assistant



Tessa Atkins
*Community Relations
Coordinator*



Joey Barranco
Equipment Assistant



Jeremy Bates
*Administrative Assistant
to Coaches*



Blake Beddingfield
Scout



Linda Bell
*Executive Assistant to
the Owner/CEO*



Brad Benton
Grounds Crew



Steve Berk
Director of Security



James Bohling
Maintenance Crew



Laura Bohling
*Administrative Assistant/
Stadium General Manager*



Chad Bortorff
*Assistant Director of
Sales and Operations*



Richard Boyd
Housekeeping Staff

TENNESSEE TITANS FRONT OFFICE/FACILITIES STAFF



Elza Bullock
Assistant General Counsel



Angela Burk
*Assistant Director of
Ticket Operations*



Justin Brant
Maintenance Crew



Mike Cardwell
Maintenance Crew



Anthony Chatman
Housekeeping Staff



Chantel Citizen
Accounting Services



Clyde Clemons
Maintenance Crew



Sammy Cribb
*Assistant Strength &
Rehabilitation*



Janet Dannhaus
*Asst. to Vice
President/Finance*



Susan Dragotto
*Community Relations
Consultant*



Dr. Burton F. Elrod
Team Physician



Melissa Grayson
Receptionist



Dempsey Henderson
Maintenance Manager



Gwen Hernandez
Accounting Services



Dr. Jeffrey L. Herring
Team Physician



Lorena Hollingsworth
Receptionist



Robert Huskey
Director of Housekeeping



Lynne Jordan
*Executive Assistant
to EVP*



Marty Kaufman
*Assistant Head
Groundskeeper*



Pam Keith
*Executive Assistant to
President/C.O.O.*

TENNESSEE TITANS FRONT OFFICE/FACILITIES STAFF



Jorene Martin
Asst. to V.P. /
General Counsel



Brad McClanahan
Marketing Assistant



Brian McGuire
Maintenance Crew



Shannon McPeters
Accounting Services



Anna Montgomery
Housekeeping Staff



Pete Nelson
Mascot Coordinator



Mike O'Loughlin
Maintenance Crew



Mike Peters
Grounds Crew



Terry Porch
Head Groundskeeper



Mark Preto
Asst. Video Director



Cynthia Randolph
Asst. to Exec. Asst.
to the Owner/CEO



Christa Roberts
Ticket Office Assistant



Rob Robinson
Assistant Maintenance
Manager



Dr. Craig Rutland
Team Physician



Veronica Sheives
Legal Assistant



William Sheridan
Equipment Assistant



Jimmy Stanton
Media Relations Assistant



T-Rac
Titans Mascot



Tina Tuggle
Administrative Assistant/
Scouting



Sally Tucker
Executive Assistant
to the Owner/CEO

TENNESSEE TITANS FRONT OFFICE/FACILITIES STAFF



Jerry Tuggle
Director of Facilities



Leslie Vaughan
Ticket Office Assistant



Heidi Westerbeck
*Executive Assistant to
EVP/General Manager*



Dr. John Williams
Team Physician



T.J. Wilt
Ticket Office Assistant



David Wooten
Maintenance Crew




Teresa Wright
*Executive Assistant
to EVP/Head Coach*

IN MEMORIAM

Ed Hughes

Head Coach, Houston Oilers

1971



Hughes went 4-9-1 as head coach of the Oilers during the 1971 season. He then worked as offensive coordinator for the Dallas Cowboys from 1973-76, helping to lead the team to three post-season appearances, including the 1976 Super Bowl. Hughes later moved on to the Chicago Bears as Mike Ditka's offensive coordinator in 1982, guiding an offense that included RB Walter Payton and QB Jim McMahon. The Bears swept through the playoffs en route to capturing a 46-10 victory over New England in the 1986 Super Bowl. Hughes was 72 and died of heart failure.



VETERANS



BLAINE BISHOP

| | |
|------------------|------------------|
| 5' 9" | 203 lbs |
| 8th NFL Season | 8th with Titans |
| 7-24-70 | |
| Ball State | 08-'93 |
| Cathedral H.S. | Indianapolis, IN |
| '99 GP/GS: 15/15 | Career: 120/103 |

#23

SAFETY

PRO: One of the most aggressive and intimidating safeties in the NFL...tied with Eddie Robinson for team lead in tackles last season with 113...also led team in tackles in 1995 and 1996, becoming first DB to lead club in tackles since 1974...earned Pro Bowl invites following 1995-97 seasons, tying franchise record of most selections by a DB to Pro Bowl (Ken Houston 1971-73)...Named Pro Bowl alternate in 1999...versatile player who can play both safety positions and cornerback...has averaged 103 tackles over last five years...also averaging over seven tackles per game as starter (88 career starts, 635 tackles)...has 22 double-digit tackle efforts over career, including four in 1999...is heart and spirited leader of the defense...voted defensive team captain...signed multi-year contract with club prior to '97 after being designated club's franchise player...originally an eighth-round selection (214th overall) by Oilers in 1993 NFL Draft.

Homecoming King

Blaine played one of the best games of his career in his hometown of Indianapolis, leading the Titans with 11 tackles in their January AFC Divisional Playoff win over the Colts at the RCA Dome.

1999: Started 15 games...sidelined for one game at New Orleans due to concussion...finished with 113 tackles, leading secondary for fifth consecutive season and falling three short of his career-

high of 116, set in 1998...voted alternate to Pro Bowl...led Titans in tackles on five occasions...also tallied 2.5 sacks, two fumble recoveries, one forced fumble and three passes defended...recorded team-leading 10 tackles in season-opening win over Cincinnati (9/12)...led team with 10 tackles and forced a Sedric Shaw fumble against Cleveland (9/19)...paced team for third consecutive week with 13 tackles at Jacksonville (9/26), one shy of career high...inactive at New Orleans (10/17) because of concussion suffered against Baltimore (10/10)...led team with 13 tackles against St. Louis (10/31)...recorded a half-sack of Kurt Warner in win over Rams...sacked Jeff Blake for 15 yards at Cincinnati (11/14)...also recovered fumble by Carl Pickens in the win over Bengals...played 100th career game and recorded a sack of Tim Couch in win at Cleveland (11/28)...left win over Atlanta (12/19) in first half with wrist injury, yet started following week in the 41-14 win over Jacksonville (12/26)...paced secondary with seven tackles in Tennessee's Wild Card win over Buffalo (1/8)...led team with 11 tackles in AFC Divisional Playoff win at Indianapolis (1/16)...forced a Mark Brunell fumble in AFC Championship Game win at Jacksonville (1/23)...also recorded seven tackles...forced to leave Super Bowl XXXIV against St. Louis (1/30) early due to a neck injury. **1998:** Started 13 games, missing three games due to injury...posted career-high 116 tackles, pacing secondary for fourth straight season...also registered three sacks, one

interception, one fumble recovery and a forced fumble...led the team with 12 tackles against San Diego (9/15)...had 10 tackles and one sack at New England (9/20)...also had 10 tackles and recovered a fumble versus Jacksonville (9/27)...earned AFC Defensive Player of the Week honors after racking up 10 stops, one sack and an interception at Baltimore (10/11)...picked off Eric Zeier at the goal line on game's final play to preserve the win...collected career-high 14 tackles against Chicago (10/25)...sat out win at Pittsburgh (11/1)...paced defense with 11 stops at Tampa Bay (11/8)...left Steelers game (11/15) with left knee sprain, causing him to miss next two contests...recorded six tackles and a sack at Green Bay (12/20)...ended the season with 10 tackles against Minnesota (12/26). **1997:** Started and played in 14 games...finished third on team in total tackles (82)...tied LB Lonnie Marts for team lead with three forced fumbles for year...selected to third consecutive Pro Bowl...suffered broken arm versus Raiders (8/31) and missed two games (at Miami, 9/7 and Baltimore, 9/21)...credited with two fumble recoveries at Seattle (10/5)...had season-high 10 stops and 1/2 sack at Arizona (10/26)...dropped QB Troy Aikman for a 9-yard loss at Dallas (11/27)...also forced fumble by TE Eric Bjornson that FS Marcus Robertson recovered and returned for TD...tied season-high with 10 tackles at Cincinnati (12/4). **1996:** Started and played in 15 games...finished season as team leader in total tackles (109) for second consecutive season...voted to second Pro Bowl and earned UPI Second-Team All-AFC honors...recorded 11 stops at Jaguars...had arthroscopic surgery on right knee during bye week (9/16)...despite surgery, returned to lineup at Pittsburgh (9/29) and led team with 12 total stops...had 11 tackles at Saints (11/10)...dressed but did not play at New York (12/1) due to sore knee. **1995:** Started all 16 contests...finished season as team leader in total tackles (97)...set career marks in fumbles forced (3), fumbles recovered (4) and passes

defensed (11)...also led team in fumbles recovered...in addition to Pro Bowl, picked up All-Pro honors from Sports Illustrated (Dr. Z's All-Pro Team) and Football Digest (2nd team)...also received All-AFC accolades from Football News and UPI...returned interception 62 yards for first career touchdown at Browns (11/5)...underwent surgery to repair dislocated finger suffered against Cincinnati (11/12)...had off-season left shoulder surgery (2/7/96). **1994:** Saw action in 16 games, starting 13...finished season second on team in total tackles with 112...moved into starting lineup versus Bengals (9/25) at SS in place of injured starter Bubba McDowell (knee)...recorded eight total tackles, one sack and one interception in that game...at Pittsburgh (10/3), registered 12 tackles. **1993:** Played in 16 games, starting final two contests at SS in place of injured Bubba McDowell (knee)...second on club with 12 special teams hits... nabbed first career interception against Atlanta (12/5)...made first career start in 10-7 Christmas Day victory at San Francisco and racked up seven tackles, sack, forced fumble and fumble recovery...made play of game (on own sack) by forcing and recovering Steve Young fumble that helped set up game-winning TD...named AFC Defensive Player of Week for performance.

COLLEGE: Played final three seasons at Ball State after transferring from St. Joseph's (IN) College...four-year college statistics included 313 total tackles (188 solo), 22 pass breakups, five forced fumbles, five fumble recoveries, 15 sacks and four interceptions...senior honors included Honorable Mention All-America, First-Team All-Mid-American Conference, and team captain...has B.S. degree in insurance.

PERSONAL: Married to Florescella (3/8/99), couple splits offseason between Nashville and Indianapolis, Ind...Wife had summer internship in 1999 with the NFL marketing department in New York

City...attended Cathedral High in Indianapolis, lettering in football and track...First-Team All-State selection for

Irish...born Blaine Elwood Bishop, July 24, 1970, in Indianapolis, Ind.

BISHOP'S TITANS STATISTICS

| Year | G/S | Solo | Asst. | Total | Sacks | FR | FF | INT | Yds. | PD |
|---------------|---------------|------------|------------|------------|-----------|-----------|-----------|----------|------------|-----------|
| 1993 | 16/2 | 24 | 3 | 27 | 1.0 | 1 | 2 | 1 | 1 | 2 |
| 1994 | 16/13 | 75 | 37 | 112 | 1.5 | 1 | 0 | 1 | 21 | 6 |
| 1995 | 16/16 | 75 | 22 | 97 | 1.5 | 4 | 3 | 1 | 62 | 11 |
| 1996 | 15/15 | 73 | 36 | 109 | 0.0 | 0 | 1 | 1 | 6 | 8 |
| 1997 | 14/14 | 68 | 14 | 82 | 1.5 | 2 | 3 | 0 | 0 | 6 |
| 1998 | 13/13 | 74 | 42 | 116 | 3.0 | 1 | 1 | 1 | 13 | 1 |
| 1999 | 15/15 | 83 | 30 | 113 | 2.5 | 2 | 1 | 0 | 0 | 3 |
| Totals | 105/88 | 472 | 184 | 656 | 11 | 11 | 11 | 5 | 103 | 36 |

CAREER POSTSEASON STATISTICS

| Year | G/S | Solo | Asst. | Total | Sacks | FR | FF | INT | Yds. | PD |
|---------------|------------|-----------|----------|-----------|------------|----------|----------|----------|----------|----------|
| 1993 | 1/0 | 3 | 0 | 3 | 0.0 | 0 | 0 | 0 | 0 | 0 |
| 1999 | 4/4 | 24 | 5 | 29 | 0.0 | 0 | 1 | 0 | 0 | 4 |
| Totals | 5/4 | 27 | 5 | 32 | 0.0 | 0 | 1 | 0 | 0 | 4 |

Single-Game Highs

Total Tackles - 14 vs. Chicago (10/25/98);

Playoffs-11 at Indianapolis (1/16/2000)

Sacks - 1 (six times), last at Cleveland (11/28/99)

Interceptions - 1 (four times), last at Baltimore (12/22/96)

Interception Return Yards - 62, at Cleveland (11/5/95)

Additional Career Statistics: Special teams tackles: 12 (1993), 4 (1994), 2 (1995);

Touchdowns: 1 (62-yard interception return at Cleveland, 11/5/95)



LARRY BROWN

6' 4"

280 lbs

2nd NFL Season

2nd With Titans

9-1-76

Georgia

FA '99

Crim H.S.

Decatur, GA

'99 GP/GS: 7/0

Career: 7/0

#84

TIGHT END

PRO: Undrafted rookie free agent whose performance in training camp earned him a spot on the Titans' opening-day roster at tight end...Signed with Titans on 8/2/99 after being waived from San Diego training camp...Played at tight end and on special teams in seven games., and played in all four playoff games, including Super Bowl XXXIV.

Two-Sport Standout

Larry starred on both the gridiron and the hardwood at the University of Georgia, playing for both the Bulldog football and basketball teams.

1999: Played in seven games, recording no receptions or special teams tackles...active but did not play against Cincinnati...waived and re-signed to practice squad following season-opening win over Bengals (9/12)...re-signed to active roster on 9/29 and saw action at New Orleans (10/17)...inactive for the final five games of regular season...played at tight end and on special teams in each playoff game, moving up on depth chart while Michael Roan was sidelined with a neck injury.

COLLEGE: Outstanding two-sport athlete who starred in both football and basketball for the Bulldogs...caught 80 passes for 1,077 yards and six touchdowns in four seasons...career-long reception of 68 yards came against Georgia Tech in 1998...punishing blocker who was one of the country's top tight ends in 1998...named Second-Team All-Southeastern Conference as tight end in 1998...started 44 consecutive games for Bulldogs from 1995-98 after redshirting as true freshman in 1994...averaged 4.5 points per game in 68 career games on

basketball court for Bulldogs, including seven starts and a 6.3 points per game average as senior in 1998-99.

PERSONAL: Single, splits time between Athens, Georgia and Nashville...All-USA selection by USA Today and First-Team All-State by Georgia Sportswriters Association at Crim High in Decatur, Georgia...selected to play on North roster in the 1994 Georgia High School All-Star Game...born Larry Lovette Brown on September 1, 1976.



ISAAC BYRD

| | |
|-----------------------------|------------------------|
| 6' 1" | 188 lbs |
| 4th NFL Season | 4th with Titans |
| 11-16-74 | |
| Kansas | FA-'97 |
| Parkway Central H.S. | St. Louis, MO |
| '99 GP/GS: 12/6 | Career: 18/8 |

#83

WIDE RECEIVER

PRO: Versatile and consistent receiver who performed well while starting six games for an injured Yancey Thigpen...arguably has best hands in Titans' receiving corps...signed from Kansas City Chiefs practice squad November 6, 1997...originally sixth-round pick (195th overall) by Chiefs in 1997 NFL Draft.

Dream Come True

Isaac described starting at Wide Receiver for the Titans in Super Bowl XXXIV against his hometown team the Rams as a dream come true. Byrd started in place for an injured Yancey Thigpen.

1999: Inactive for first four games of season...recorded career-high totals in receptions (14), yards receiving (261) and touchdowns (2) in 1999...caught

three passes for 22 yards against Baltimore (10/10)...caught one pass for four yards in his first of season, at New Orleans (10/17)...started five consecutive games, beginning with win over Pittsburgh (11/21) until win over Atlanta (12/19)...caught 61-yard touchdown pass, first score of NFL career, against Falcons...recorded another touchdown reception against Jacksonville (12/26), 65-yard haul from McNair in Titans' 41-14 blowout win...the 65-yard reception marked his career high...saw action in all four playoff games, catching two passes for 19 yards at Jacksonville (1/23) and two passes for 21 yards against St. Louis (1/30)...fulfilled a dream by starting in the Super Bowl game against the Rams, his hometown team. **1998:** Saw action in four games, starting two...inactive for 11 games...totaled career-long six receptions for 71

yards...made first NFL start a memorable one, catching five passes for 53 yards in 44-14 win over Cincinnati (10/18)...earned start after Yancey Thigpen and Willie Davis bowed to injuries...caught one pass for 18 yards against Chicago (10/25)...also started at Pittsburgh (11/1). **1997:** Played in two games...saw first NFL action against Buffalo (11/23)...was on active roster, but did not play at Baltimore (12/14)...played in multiple-receiver packages versus Pittsburgh (12/21)...signed to Chiefs practice squad on August 25, 1997.

COLLEGE: Played football and baseball at Kansas...started 22 of 26 games...caught 101 passes for 1,444 yards and 12 touchdowns...ranks fourth on Jayhawks' all-time reception list...yardage total ranks seventh...earned second-team All-Big 12 Conference honors as senior, catching 53 passes for 840 yards and seven touchdowns...returned 11 punts for 214 yards (19.5-yard average) including 94-yard touchdown return...had career-high 11 receptions for 158 yards

against Iowa State, tying school record...led team with 48 catches for 604 yards and five touchdowns as junior...shifted from quarterback to wide receiver two weeks prior to season opener as sophomore...did not play as freshman under NCAA Proposition 48 rules...had 100 starts as center fielder for Kansas baseball team...batted .364 with eight home runs and 79 runs batted in...majored in communications.

PERSONAL: Single, resides in Nashville...All-State and St. Louis Metro Area Player of the Year at Parkway Central High in St. Louis, Mo....played quarterback and free safety...originally drafted in 24th round of 1993 Major League Baseball Draft by San Diego Padres, but did not sign...drafted again in 11th round of 1996 draft by St. Louis Cardinals and signed...played for Class A Johnson City (TN), batting .275 with two home runs and 15 RBIs...brother, Israel, played for New Orleans Saints from 1994-96...born Isaac Byrd III, November 16, 1974.

BYRD'S TITANS STATISTICS

| Year | G/S | Rec. | Yds. | Receiving | | | Att. | Rushing | | | |
|---------------|-------------|-----------|------------|-------------|------------|----------|----------|----------|------------|----------|----------|
| | | | | Avg. | LG | TD | | Yds. | Avg. | LG | TD |
| 1997 | 2/0 | 0 | 0 | 0.0 | 0 | 0 | 0 | 0 | 0.0 | 0 | 0 |
| 1998 | 4/2 | 6 | 71 | 11.8 | 18 | 0 | 0 | 0 | 0.0 | 0 | 0 |
| 1999 | 12/6 | 14 | 261 | 18.6 | 65t | 2 | 0 | 0 | 0.0 | 0 | 0 |
| Totals | 18/8 | 20 | 332 | 16.6 | 65t | 2 | 0 | 0 | 0.0 | 0 | 0 |

POSTSEASON

| Year | G/S | Rec. | Yds. | Receiving | | | Att. | Rushing | | | |
|------|-----|------|------|-----------|----|----|------|---------|------|----|----|
| | | | | Avg. | LG | TD | | Yds. | Avg. | LG | TD |
| 1999 | 4/0 | 4 | 40 | 10.0 | 21 | 0 | 0 | 0 | 0.0 | 0 | 0 |

| | Punt Returns | | | | Kickoff Returns | | | | | | |
|------|--------------|----|------|------|-----------------|----|----|------|------|----|----|
| | PR | FC | Yds. | Avg. | LG | TD | KR | Yds. | Avg. | LG | TD |
| 1999 | 1 | 0 | 16 | 16.0 | 16 | 0 | 1 | 23 | 23.0 | 23 | 0 |

KEVIN DAFT



| | |
|----------------|-----------------|
| 6' 1" | 202 lbs |
| 2nd NFL Season | 2nd with Titans |
| 11-19-75 | |
| UC-Davis | 05-'99 |
| Foothill H.S. | Tustin, CA |
| '99 GP/GS: 0/0 | Career: 0/0 |

#13

QUARTERBACK

PRO: Precision passer with good touch and zip on ball...floats ball smoothly on deep routes and hits receivers in stride...not afraid to tuck it under and run when pressured...spent majority of as Titans' third-string quarterback, including the entire postseason...served as Neil O'Donnell's backup for five games while Steve McNair was sidelined with back injury...gained valuable experience with Scottish Claymores in the 2000 NFL Europe season...completed 111-of-185 passes for 1,231 yards and 19 TD's for Claymores....posted 107.3 QB rating with just three interceptions as Claymores advanced to 2000 World Bowl vs. Rhein Fire...also rushed for 163 yards on 29 carries (5.6-yard avg.) with one TD...selected in fifth round by Titans (151st overall) in 1999 NFL Draft.

European Vacation

Kevin spent the spring and summer of 2000 competing in the NFL Europe League. Daft served as the starting quarterback for the Scottish Claymores, leading the team to the World Bowl, throwing 19 touchdowns with only three interceptions.

1999: Opened season as third-string emergency quarterback against Cincinnati (9/12)...served as Neil O'Donnell's backup for five games while Steve McNair was inactive with back injury...spent remainder of season as third-string quarterback, including all four playoff games...completed 18 of 41 passes for 253 yards, two touchdowns and two interceptions during preseason.

COLLEGE: Holds UC-Davis career records in passing yards (7,601), 300-yard games (11), attempts (982), completions (566), touchdowns (68) and total offense (7,696 yards)...threw at least one scoring pass in final 18 contests...led UC-Davis to consecutive playoff appearances.

PERSONAL: Single, splits time between Nashville and Tustin, Calif....Orange County Hall of Fame Scholar-Athlete and Century League Player of the Year at Foothill High in Tustin...four-time honor roll student for Knights...played in Orange County All-Star Game...recipient of Vice Chancellor's Award of Merit at UC-Davis...born Kevin Benjamin Daft, Nov. 19, 1975 in Long Beach, Calif.

VETERANS





AL DEL GRECO

| | |
|-------------------|------------------|
| 5' 10" | 202 lbs |
| 17th NFL Season | 10th with Team |
| 3-2-62 | |
| Auburn | FA - '91 |
| Coral Gables H.S. | Coral Gables, FL |
| '99 GP/GS: 16/16 | Career: 232/0 |

#3

KICKER

PRO: Enjoyed another outstanding season in 1999, cementing his spot as one of the most productive kickers in NFL history... ranks ninth among active kickers in NFL history in career scoring with 1,466 career points...leads NFL in field goal percentage since 1995 (85.1%) and field goals made since 1995 (143)...ranks third in NFL in points since 1993 (792), a range of seven seasons...converted 81.7% of his field goal attempts during the

Lord of the Links

A scratch golfer, Al was ranked third among non-PGA tour professional athletes. He has won the Cadillac NFL Golf Classic on four occasions, and led a contingent which played Augusta National Golf Course, annual site of The Masters, this April.

decade of the 1990's (81.7%), trailing only San Diego's John Carney (82.4%) during that span...can boast 21 team records, including 11 regular season records, including career points (942), most seasons with 100 or more points (7), most consecutive PATs (209), most career field goals attempted (262), most career field goals (209), most consecutive field goals (20 from 1998-99), consecutive games scoring (73)...longest field goal (56 in 1996), highest career field goal percentage (83.6, 209-of-262), 100-point seasons (7) and consecutive 100-point seasons (5)...also owns 10 playoff records, including career points (60), points in one game (13), PAT attempts, successful attempts, and successful attempts without a miss

(21), successful PAT attempts in one game (5), career field goals made (13), field goals made in one game (4), consecutive games with a made field goal (8), and longest field goal (53 in 1991)...has kicked 13 game-winning field goals, including the season-opener against Cincinnati in 1999 and four in overtime...carries of streak of eight consecutive made field goals into the 2000 season...has converted 94.6% of attempts inside the 40 since 1993 (122-of-129), ranking second in NFL during that span...ranks second to Gary Anderson in field goal accuracy (84.8 percent) over the past six seasons...joined club in November of 1991...was prepared to accept a corporate job in Birmingham, Ala., when Oilers beckoned...also played with Phoenix Cardinals (1988-90) and Green Bay Packers (1984-86)...holds Cardinals record by kicking four field goals from beyond 50 yards...originally signed by Miami in 1984. **1999:** Recorded fifth consecutive and seventh 100-point season of his career, finishing with 106 points...converted 21 of 25 field goal attempts, and made all 43 extra point attempts...kicked 13th game-winning field goal of his career, a 33-yard boot with eight seconds remaining in the team's season-opening win over Cincinnati (9/12), earning AFC Special Teams Player of the Week honors...made three field goals at San Francisco (10/3)...saw club-record streak of 73 consecutive games scoring end at Miami (11/7)...moved into 10th place on the NFL's all-time scoring list with nine-point

performance at Cleveland (11/28)...booted three field goals and three extra points against Atlanta (12/19), moving past Jim Turner into ninth place on the NFL's all-time scoring list...made two field goals in the Titans' Wild Card win over Buffalo (1/8)...set franchise postseason record with four field goals at Indianapolis (1/16) and earned NFL Special Teams Player of the Week honors...converted from 43 yards and made his only extra point attempt in the Titans' Super Bowl XXXIV loss against St. Louis (1/30)...**1998:** Recorded fourth consecutive and club-record sixth 100-plus point performance with career-high 136 points...point total rated second in AFC and third in NFL...surpassed his club record for most points (136) and most field goals (career-high 36) in a season...connected on 36 of 39 field goal attempts (career-high and club-record 92.3 percent) and all 28 PAT attempts...the 36 field goals also tied the AFC single-season record, originally set by the Colts' Cary Blanchard in 1996...club-record scoring streak is now at 75 games...hit all 24 attempts inside 40 yards...set personal bests with 15 makes from 30-39 yards and 12 from 40-49 yards...concluded season by converting his last 17 attempts, one shy of his team record of 18 straight (1995)...had career-high eight games with three or



Best Field Goal Pct. Since 1993

| PLAYER | TEAM | FGM/FGA | PCT. |
|---------------------|------------|----------------|-------------|
| AL DEL GRECO | TEN | 167/197 | .851 |
| John Carney | SD | 179/213 | .840 |
| Gary Anderson | MIN | 182/219 | .831 |
| Norm Johnson | PHI | 170/205 | .829 |
| John Kasay | CAR | 169/207 | .816 |
| Jason Hanson | DET | 173/212 | .816 |
| Mike Hollis | JAC | 133/163 | .816 |
| Matt Stover | BAL | 165/203 | .813 |
| Todd Peterson | SEA | 128/158 | .810 |
| Adam Vinatieri | NE | 109/136 | .801 |

(minimum 150 att)

Most Field Goals Made From 1995-99

| PLAYER | TEAM | FG's |
|---------------------|------------|------------|
| AL DEL GRECO | TEN | 143 |
| Steve Christie | BUF | 137 |
| Mike Hollis | JAC | 133 |
| Jason Elam | DEN | 130 |
| Gary Anderson | MIN | 130 |
| John Kasay | CAR | 126 |
| Todd Peterson | SEA | 126 |
| Norm Johnson | PHI | 123 |
| Matt Stover | BAL | 123 |
| Jason Hanson | DET | 121 |

more field goals...booted three field goals at Cincinnati (9/6), at New England (9/20) and versus Jacksonville (9/27)...kicked three field goals -- including game-winning 22-yarder with three seconds left -- against Pittsburgh (11/15)...nailed four field goals at Seattle (11/29)...booted three field goals against Baltimore (12/6)...hit three field goals -- including game-winning 41-yarder with four seconds left -- at Jacksonville (12/13), earning AFC Special Teams Player of the Week honors.

1997: Tallied 113 points...became club's all-time scoring leader vs. Oakland (8/31), passing George Blanda with game-winning field goal in overtime...had four games with three or more field goals...18-of-19 on field goals inside 40 yards and 2-of-2 on his 50-plus yard efforts...had season-long 52-yard field goal at Arizona (10/26)...finished season hitting nine consecutive

field goals including 51-yarder vs. Buffalo (11/23)...scored 10 of 16 points in win vs. Pittsburgh (12/21) in season finale. **1996:** Hit 32 field goals, earning UPI Second-Team All-AFC honors...tied career high

Best Field Goal Pct. From 1990-99

| PLAYER | TEAM | FGM/FGA | PCT. |
|---------------------|------------|----------------|-------------|
| John Carney | SD | 243/295 | .824 |
| AL DEL GRECO | TEN | 236/289 | .817 |
| Jason Hanson | DET | 173/212 | .816 |
| Norm Johnson | PHI | 230/282 | .816 |
| Gary Anderson | MIN | 253/313 | .808 |
| Pete Stoyanovich | KC | 248/307 | .808 |
| John Kasay | CAR | 208/260 | .800 |
| Matt Stover | BAL | 202/254 | .795 |
| Morten Andersen | ATL | 245/309 | .793 |
| Steve Christie | BUF | 246/311 | .791 |

(minimum 200 att)

Best Field Goal Pct. Inside the 40-Yard Line From 1993-1999

| PLAYER | TEAM | FGM/FGA | PCT. |
|---------------------|------------|----------------|-------------|
| Jason Hanson | DET | 102/106 | .962 |
| AL DEL GRECO | TEN | 122/129 | .946 |
| Matt Stover | BAL | 112/119 | .941 |
| John Kasay | CAR | 111/118 | .941 |
| John Carney | SD | 122/130 | .938 |
| Jason Elam | DEN | 124/134 | .925 |
| Morten Andersen | ATL | 110/119 | .924 |
| Gary Anderson | MIN | 126/139 | .906 |
| Chris Boniol | CHI | 102/113 | .902 |
| Norm Johnson | PHI | 117/131 | .893 |

(minimum 100 att)

by hitting 4-of-5 versus Kansas City (9/1)...had streak of 18 consecutive makes snapped with fourth-quarter miss from 55 yards out against Chiefs...at Jaguars (9/8), crossed 1,000-point mark for career...connected from 49 yards out to defeat Bengals (10/6) in OT...56-yard effort against San Francisco (10/27) marked longest effort of career and longest in Oiler history (George Blanda, 55-yarder vs. Chargers, 12/3/61)...named AFC Special Teams Player of Month for October, hitting 12 of 13 attempts, including game-winner at Cincinnati and career-long versus San Francisco...at Seahawks (11/3), had last attempt blocked, first blocked field goal since 1986 with Packers (fourth of career). **1995:** Recorded 114 points...perfect on field goals inside 40 yards...hit all 33 PATs...had pair of four-field goal games...surpassed 1983 club mark for

consecutive field goals (11) by opening year with pair over first two games...credited with pooch-punt of 15 yards against Jets (12/17) after holder Rich Camarillo pitched ball back from field goal formation. **1994:** Ended season by leading NFL with 37.4-yard average...15-of-16 from 47 yards and closer...against Browns (10/13), had streak of games scored in snapped at 44. **1993:** Named Second-Team All-Pro by Football Digest...finished second in AFC (4th NFL) in scoring with 126 points...85.3 percent FG success rate ranked second in AFC (third NFL)...finished season with FG in nine consecutive games...became third player in team annals to notch back-to-back 100-point campaigns...totaled career-high four FGs of 50-plus yards, which also tied for third best in NFL history...named AFC Special Teams Player of Month for November...tied Skip Butler's team mark with personal-high six FG attempts in 33-17 victory over Falcons (12/5). **1992:** Ranked fourth in AFC (10th NFL) with 104 points...became only fourth Oiler to eclipse 100 points, joining George Blanda (115 in 1960, 112 in 1961), Earl Campbell (114 in 1979) and Tony Zendejas (114 in 1988, 115 in 1989)...scored 11 of team's 23 points including game-winning 39-yard FG in overtime in 23-20 win over Kansas City (9/20)...also booted then career-long 54-yarder that tied for second best in club annals...signed three-year contract extension during season. **1991:** Signed by Oilers as free agent (11/5), replacing Ian Howfield...waived prior to season by Cardinals...appeared in seven games and converted 10 of 13 field goal attempts and 16 of 16 PATs...kicked 52-yarder and booted 23-yard game-winner with 32 seconds left in overtime in 26-23 victory over Dallas (11/10)...in 17-10 wild card win over Jets (12/29), booted playoff-best 53-yarder. **1990:** Kicked seven straight field goals for Cards between Games 4-8...in 20-19 loss to Giants (10/21), scored 13 points and kicked four field goals. **1989:** Made 13 of first 14 field goal attempts including streak of 10 straight that tied Cardinal team record (Jim Bakken did it twice)...in 19-10 triumph

over Cowboys (10/29), converted all four field goal tries (40, 25, 31, 42), thus becoming first Cardinal to accomplish that in 14 years (Bakken in 1975). **1988:** Boomed three FGs in 30-24 win over Buccaneers (9/18)...season-best kick was 51-yarder in 41-27 besting of Rams (10/2). **1987:** Spent time with Packers and Cardinals...kicked in five games for Green Bay before being waived (11/25)...had tryouts with Patriots and Lions before inking with Cards (12/8)...appeared in three games for St. Louis...missed PAT against Giants (12/13) that snapped streak of 77 consecutive. **1986:** Made 12 of 14 field goals inside 40 yards...in Monday night contest against Chicago (9/22), tied club record with four field goals (22, 46, 45, 50). **1985:** Booted 14 of 16 from inside 40 yards...hit game-winner with seven seconds left on 22-yard boot as Green Bay defeated Minnesota 20-17 (10/13)...in 26-23 edging of Detroit (12/15), kicked four FGs including 27-yarder as time expired. **1984:** Completing work on degree at Auburn when contacted by Packers about replacing Eddie Garcia...had streak of nine consecutive field goals for Packers...tried out with Packers in mini-camp but did not sign contract...inked with Dolphins (5/17) and made four of six preseason FG tries but lost battle for job with Uwe von Schamann.

COLLEGE: In four-year career at Auburn, connected on 42 of 69 field

goals and 110 of 111 PATs for 235 total points...ranked second in school history in FGs and first in PATs...had streak of 55 consecutive PATs...as senior, scored career-high 72 points including 12 of 16 FGs and 36 of 36 PATs...junior year, kicked school-record six FGs in game against Kentucky...holds B.S. in business transportation.

PERSONAL: Married to Lisa (6/14/86), couple spends off-season in Birmingham, Ala., with daughter, Erica (12/22/87) and sons, Trey (11/29/90) and Derrick (10/6/93)...near scratch golfer, has aspirations to become teaching pro following football career...introduced to golf when given set of clubs found in trash and began playing...named by Golf Magazine as best golfer among athletes in other professional sports...winner of five (1993-96, 99) NFL Cadillac Classics...along with PGA pro Billy Ray Brown, held golf tournament in Houston to benefit Houston's "Make-A-Wish" Foundation and Multiple Sclerosis Foundation...joined 15 other NFL players, as well as various R&B and Country artists, in recording NFL Anthem song "We're All in This Together"...teamed with Craig Henrich to contribute 1998 "fine fund" to Fellowship of Christian Athletes and Red Cross tornado relief efforts...attended Coral Gables (FL) High, lettering in football and soccer for Cavaliers...born Albert Louis Del Greco, Jr., March 2, 1962, in Providence, R.I.

DEL GRECO'S FIELD GOAL ACCURACY

| Year | 1-19 | 20-29 | 30-39 | 40-49 | 50-plus | Total | Pct. |
|-----------------|--------------|---------------|----------------|---------------|--------------|----------------|-------------|
| 1984 | 0/0 | 2/2 | 3/4 | 4/5 | 0/1 | 9/12 | .750 |
| 1985 | 0/0 | 10/12 | 4/4 | 5/9 | 0/1 | 19/26 | .731 |
| 1986 | 0/0 | 8/8 | 4/6 | 3/9 | 2/4 | 17/27 | .630 |
| 1987 | 0/0 | 3/5 | 4/6 | 2/4 | 0/0 | 9/15 | .600 |
| 1988 | 1/1 | 4/6 | 3/3 | 3/9 | 1/2 | 12/21 | .571 |
| 1989 | 0/0 | 7/7 | 5/6 | 5/11 | 1/2 | 18/26 | .692 |
| 1990 | 1/1 | 4/4 | 7/10 | 3/6 | 2/6 | 17/27 | .630 |
| 1991 | 1/1 | 4/5 | 2/3 | 2/3 | 1/1 | 10/13 | .769 |
| 1992 | 3/3 | 8/9 | 5/6 | 4/8 | 1/1 | 21/27 | .778 |
| 1993 | 0/0 | 13/13 | 8/9 | 4/5 | 4/7 | 29/34 | .853 |
| 1994 | 0/0 | 4/5 | 4/4 | 7/8 | 1/3 | 16/20 | .800 |
| 1995 | 3/3 | 3/3 | 8/8 | 10/12 | 3/5 | 27/31 | .871 |
| 1996 | 0/0 | 7/7 | 14/16 | 10/12 | 1/3 | 32/38 | .842 |
| 1997 | 2/2 | 6/6 | 10/11 | 7/14 | 2/2 | 27/35 | .771 |
| 1998 | 1/1 | 8/8 | 15/15 | 12/15 | 0/0 | 36/39 | .923 |
| 1999 | 1/1 | 8/8 | 7/9 | 4/6 | 1/1 | 21/25 | .840 |
| Totals | 13/13 | 99/108 | 105/120 | 85/136 | 20/39 | 320/416 | .769 |
| Playoffs | 0/0 | 3/3 | 3/4 | 6/10 | 1/1 | 13/18 | .722 |

DEL GRECO'S NFL STATISTICS

| Year | Team | G | PATs | FGs | FG Pct. | Blk. | Net Made | Avg. Made | LG | Pts. |
|---------------|------------|------------|----------------|----------------|-------------|----------|---------------|--------------|-----------|-------------|
| 1984 | Green Bay | 9 | 34/34 | 9/12 | .750 | 0 | 312 | 34.7 | 45 | 61 |
| 1985 | Green Bay | 16 | 38/40 | 19/26 | .731 | 2 | 613 | 32.3 | 46 | 95 |
| 1986 | Green Bay | 16 | 29/29 | 17/27 | .630 | 1 | 567 | 33.4 | 50 | 80 |
| 1987 | G.B.-St.L. | 8 | 19/20 | 9/15 | .600 | 0 | 307 | 34.1 | 47 | 46 |
| 1988 | Phoenix | 16 | 42/44 | 12/21 | .571 | 0 | 402 | 33.5 | 51 | 78 |
| 1989 | Phoenix | 16 | 28/29 | 18/26 | .692 | 0 | 609 | 33.8 | 50 | 82 |
| 1990 | Phoenix | 16 | 31/31 | 17/27 | .630 | 0 | 610 | 35.9 | 50 | 82 |
| 1991 | Houston | 7 | 16/16 | 10/13 | .769 | 0 | 327 | 32.7 | 52 | 46 |
| 1992 | Houston | 16 | 41/41 | 21/27 | .778 | 0 | 666 | 31.7 | 54 | 104 |
| 1993 | Houston | 16 | 39/40 | 29/34 | .853 | 0 | 986 | 34.0 | 52 | 126 |
| 1994 | Houston | 16 | 18/18 | 16/20 | .800 | 0 | 599 | 37.4 | 50 | 66 |
| 1995 | Houston | 16 | 33/33 | 27/31 | .871 | 0 | 1015 | 37.6 | 53 | 114 |
| 1996 | Houston | 16 | 35/35 | 32/38 | .842 | 1 | 1155 | 36.1 | 56 | 131 |
| 1997 | Tennessee | 16 | 32/32 | 27/35 | .771 | 0 | 956 | 35.4 | 52 | 113 |
| 1998 | Tennessee | 16 | 28/28 | 36/39 | .923 | 0 | 1268 | 35.2 | 48 | 136 |
| 1999 | Tennessee | 16 | 43/43 | 21/25 | .840 | 0 | 683 | 32.5 | 50 | 106 |
| Totals | | 232 | 506/513 | 320/416 | .769 | 4 | 11,075 | 34.6 | 56 | 1466 |

Career Playoff Statistics

| Year | Team | G | PATs | FGs | FG Pct. | Blk. | Net Made | Avg. Made | LG | Pts. |
|---------------|-----------|----------|--------------|--------------|-------------|----------|-------------|--------------|-----------|-----------|
| 1991 | Houston | 2 | 5/5 | 2/4 | .500 | 0 | 78 | 39.0 | 53 | 11 |
| 1992 | Houston | 1 | 5/5 | 1/1 | 1.00 | 0 | 26 | 26.0 | 26 | 8 |
| 1993 | Houston | 1 | 2/2 | 2/2 | 1.00 | 0 | 92 | 46.0 | 49 | 8 |
| 1999 | Tennessee | 4 | 8/8 | 8/11 | .727 | 1 | 307 | 38.3 | 49 | 32 |
| Totals | | 8 | 20/20 | 13/18 | .722 | 1 | 503 | 38.7 | 53 | 59 |

Single-Game Highs

FGs Attempted - 6 vs. Atlanta (12/5/93)

Playoffs- 4 at Indianapolis (1/16/2000)

FGs Made - 4 (12 times), last at Seattle (11/29/98)

Playoffs-4 at Indianapolis (1/16/2000)

Longest FG Made - 56 vs. San Francisco (10/27/96)

Playoffs- 53 vs. N.Y. Jets (12/29/91)

Most PATs Attempted - 6 (twice), vs. Minnesota (11/11/84), vs. Denver (11/26/95)

Playoffs- 5 at Buffalo (1/3/93)

Most PATs Made - 6 (twice), vs. Minnesota (11/11/84), vs. Denver (11/26/95)

Playoffs- 5 at Buffalo (1/3/93)

Most Points Scored - 15 (4 FGs/3 PATs) vs. Atlanta (12/5/93)

Playoffs- 8 (twice), last vs. Kansas City (1/16/94)

Additional Career Statistics: Special teams tackles: 1 (1992), 1 (1993), 1 (1994), 1 (1995), 1 (1996), 3 (1997); Rushing: 1 for 8 yds. (1988); Punting: 1 for 15 yds. (1995), 1 for 32 yds (1997).

FIELD GOAL KICKING SURFACES

| Year | Home | | | | Road | | | |
|---------------|---------------|----------------|----------------|-------------|--------------|---------------|----------------|-------------|
| | Grass | Turf | Total | Pct. | Grass | Turf | Total | Pct. |
| 1984 | 5/7 | 0/0 | 5/7 | .714 | 0/0 | 4/5 | 4/5 | .800 |
| 1985 | 9/12 | 0/0 | 9/12 | .750 | 3/4 | 7/10 | 10/14 | .714 |
| 1986 | 9/15 | 0/0 | 9/15 | .600 | 1/1 | 7/11 | 8/12 | .667 |
| 1987 | 2/7 | 1/1 | 3/8 | .375 | 1/1 | 5/6 | 6/7 | .857 |
| 1988 | 5/8 | 0/0 | 5/8 | .625 | 6/9 | 1/4 | 7/13 | .538 |
| 1989 | 11/16 | 0/0 | 11/16 | .687 | 0/0 | 7/10 | 7/10 | .700 |
| 1990 | 7/12 | 0/0 | 7/12 | .583 | 2/5 | 8/10 | 10/15 | .667 |
| 1991 | 0/0 | 7/10 | 7/10 | .700 | 1/1 | 2/2 | 3/3 | 1.000 |
| 1992 | 0/0 | 10/11 | 10/11 | .909 | 4/6 | 7/10 | 11/16 | .688 |
| 1993 | 0/0 | 20/22 | 20/22 | .909 | 4/5 | 5/7 | 9/12 | .750 |
| 1994 | 0/0 | 10/11 | 10/11 | .909 | 2/3 | 4/6 | 6/9 | .666 |
| 1995 | 0/0 | 16/19 | 16/19 | .842 | 5/6 | 6/6 | 11/12 | .917 |
| 1996 | 0/0 | 19/22 | 19/22 | .864 | 3/3 | 10/13 | 13/16 | .813 |
| 1997 | 13/18 | 0/0 | 13/18 | .722 | 7/9 | 7/8 | 14/17 | .824 |
| 1998 | 0/0 | 18/18 | 18/18 | 1.000 | 9/11 | 9/10 | 18/21 | .857 |
| 1999 | 9/10 | 0/0 | 9/10 | .900 | 9/11 | 3/4 | 12/15 | .800 |
| Totals | 70/105 | 101/114 | 171/219 | .781 | 57/75 | 92/122 | 149/197 | .756 |

KEVIN DYSON

| | |
|------------------|----------------|
| 6' 1" | 201 lbs |
| 3rd NFL Season | 3rd with Team |
| 6-23-75 | |
| Utah | 01 - '98 |
| Clearfield H.S. | Clearfield, UT |
| '99 6P/6S: 16/16 | Career: 29/25 |

#87

WIDE RECEIVER

PRO: Smooth, all-around athlete with big-play potential...possesses tremendous leaping ability and can cut on a dime...started last nine games of 1998 season as rookie...hero of the "Music City Miracle," taking a Frank Wycheck lateral on a kickoff and returning it for a touchdown with 16 seconds remaining in the Titans' Wild Card win over Buffalo...also a prominent player in another of the most memorable moments of 1999, falling one yard short of a touchdown on the final play of Super Bowl XXXIV...caught 45-yard scoring strike in first start (Cincinnati, 10/18/98)...drafted by Tennessee in first round (16th overall) of 1998 NFL Draft, the first receiver taken in annual selection meeting that year...only second receiver ever selected by club in first round (Haywood Jeffries, 1987).

Father Figure

Kevin has always been a father figure to his younger siblings, Patrick, Andre and Stefanie. When Kevin was nine, he would run home from school during lunch to make sure Andre, attending kindergarten half-days, was up and dressed for school. "Kevin has always been protective of all three of them," his mother, Susan Hall says. "Sometimes I had to remind him to be a kid when he was growing up."

1999: Started 16 games and all four playoff games...caught 54 passes for 658 yards and four touchdowns, all career-high totals...enjoyed best game of career

with nine receptions for 162 yards and two touchdowns in the season-opener against Cincinnati (9/12)...caught five passes for 52 yards against Cleveland (9/19)...caught six passes for 79 yards in win at Jacksonville (9/26)...caught four passes for 39 yards at Cincinnati (11/14)...led team with four catches for 42 yards in win at Cleveland (11/28)...caught five passes for 58 yards, including a 25-yard touchdown reception in win over Jacksonville (12/26)...returned Wycheck's lateral 75 yards for the game-winning touchdown in the "Music City Miracle" play in win over Buffalo (1/8)...caught four passes for 41 yards in Super Bowl XXXIV (1/30). **1998:** Played in 13 games, starting nine...caught 21 passes for 263 yards and two touchdowns...inactive for first two games...saw initial NFL action at New England (9/20)...made scintillating debut in first start, catching four passes for season-high 82 yards in 44-14 win over Bengals (10/18)...hauled in 9-yard grab for first NFL catch in second quarter...scored on 45-yard touchdown pass from Steve McNair to pad lead to 37-7...snagged two passes for 16 yards in win at Pittsburgh (11/1)...hauled in 6-yard touchdown pass to increase lead to 17-7...had two catches for 40 yards at Tampa Bay (11/8)...posted four catches for 30 yards against Steelers (11/15)...rushed once for four yards at Seattle (11/29)...caught two balls for 23 yards in victory at Jacksonville (12/13)...caught two passes for 22 yards following week at Green Bay

(12/20)...had three catches for 40 yards in season finale versus Minnesota (12/26).

COLLEGE: Three-year starter and two-time All-Western Athletic Conference selection at Utah...stock rose rapidly after eye-popping MVP performance at Senior Bowl... holds school record at Utah with 192 career catches, topping previous mark of 177 set by Bryan Rowley (1989-93)...his 2,726 career receiving yards ranks second to Rowley on Utes' all-time list...had 18 career receiving touchdowns, fourth all-time at Utah...was also Utah's holder on extra points and field goals...First-Team All-WAC selection as receiver and return specialist in 1997...First-Team All-WAC selection as junior...team's offensive

MVP...had 95 yards on six catches in 1996 Copper Bowl... punctuated his initial college campaign by making "The Catch" (as it's known in Ute circles) -- a fourth-down, 5-yard touchdown pass with 3:34 remaining to lift Utah to 16-13 upset win over Arizona in Freedom Bowl...redshirted in 1993...majored in sociology and environmental behavior.

PERSONAL: Single, splits time between Nashville and Salt Lake City, Utah...All-State selection as defensive back for Clearfield (UT) High Falcons...also lined up at flanker...All-Area and honorable mention All-State in basketball...brothers, Andre and Patrick, play defensive back for Utes...has daughter, Deyja...born June 23, 1975, in Logan, Utah.

DYSON'S TITANS STATISTICS

| Year | G/S | Rec. | Yds. | Receiving | | | TD | Rushing | | | |
|---------------|--------------|-----------|------------|-------------|------------|----------|----------|----------|------------|----------|----------|
| | | | | Avg. | LG | TD | | Att. | Yds. | Avg. | LG |
| 1998 | 13/9 | 21 | 263 | 12.5 | 45t | 2 | 1 | 4 | 4.0 | 4 | 0 |
| 1999 | 16/16 | 54 | 658 | 12.2 | 47t | 4 | 0 | 0 | 0.0 | 0 | 0 |
| Totals | 29/25 | 75 | 921 | 12.3 | 47t | 6 | 1 | 4 | 4.0 | 4 | 0 |

POST-SEASON

| Year | G/S | Rec. | Yds. | Avg. | LG | TD | Kickoff Returns | | | | |
|------|-----|------|------|------|----|----|-----------------|------|------|-----|----|
| | | | | | | | Att. | Yds. | Avg. | LG | TD |
| 1999 | 4/4 | 8 | 82 | 10.3 | 16 | 0 | 1 | 75 | 75.0 | 75t | 1 |

Single-Game Highs

Receptions - 9 vs. Cincinnati (9/12/99)

Playoffs - 4 vs. St. Louis (1/30/2000)

Receiving Yards - 162 vs. Cincinnati (9/12/99)

Playoffs - 41 vs. St. Louis (1/30/2000)

Longest Reception - 47t vs. Cincinnati (9/12/99)

Playoffs - 16 vs. St. Louis (1/30/2000)

TD's - 2 vs. Cincinnati (9/12/99)



Dyson's 75-yard kickoff return for a touchdown shocked the Bills and advanced the Titans into an AFC Playoff Divisional showdown at Indianapolis.

GREG FAVORS



| | |
|--------------------------|------------------------|
| 6' 1" | 244 lbs |
| 3rd NFL Season | 2nd with Titans |
| 9/30/74 | |
| Mississippi State | FA - '99 |
| Southside H.S. | Atlanta, GA |
| '99 6P/6S: 15/0 | Career: 31/4 |

#51

LINEBACKER

PRO: Excellent special teams player who was claimed by the Titans off waivers from Kansas City on Sept. 8, 1999...outstanding athlete who stepped up for Kansas City down the stretch as a rookie in 1998...originally drafted by the Chiefs as a fourth-round selection (120th overall) in the 1998 NFL Draft.

Release the Hounds

Greg is Mississippi State's all-time career sack leader with 19.5.

1999: Appeared in 15 games, seeing the bulk of his action on special teams...finished season with 16 special teams tackles...inactive in season opener against Cincinnati (9/12)...recovered a fumble by Kevin Johnson at Cleveland (11/28)...recorded season-high four special teams tackles against Atlanta (12/19).

1998: Played in all 16 games for the Chiefs on special teams and had four starts as a "stack" linebacker...recorded 23 tackles, two sacks, a forced fumble and a quarterback pressure...ranked third on the team with 16 special teams tackles...recorded a career-high three special teams tackles vs. San Diego (9/20)...recovered a fumbled kickoff by Tamarick Vanover and returned it 45

yards at New England (10/11)...saw first regular season action on defense at San Diego (11/22)...recorded two tackles and sack of Craig Whelihan...first pro start vs. Arizona (11/29), recorded a career-high five tackles and a sack of Jake Plummer...had two tackles as a starter at Oakland (12/26).

COLLEGE: Played in 38 games at Mississippi State, starting 28...Recorded 215 tackles (111 solo), six forced fumbles, three fumble recoveries, seven passes defended and one interception along with nine tackles for loss...moved from quarterback to strong safety as a freshman, and shifted to linebacker as a sophomore...competed with MSU's outdoor track team in the long jump...earned his degree in Corrections from MSU.

PERSONAL: Single, splits time between Atlanta, Georgia and Nashville...started at quarterback in his final two seasons at Southside High School in Atlanta, hitting on 218 of 342 passes (63.7%) for 2,559 yards and 18 touchdowns...All-State Class AAA honorable mention in basketball as a senior...born Gregory Bernard Favors on 9/30/74.

FAVORS' CAREER STATISTICS

| Year | G/S | Solo | Asst. | Total | Sacks | FR | FF | INT | Yds. | PD |
|---------------|-------------|-----------|----------|-----------|------------|----------|----------|----------|----------|----------|
| 1998 | 16/4 | 15 | 8 | 23 | 2.0 | 0 | 1 | 0 | 0 | 1 |
| 1999 | 15/0 | 0 | 0 | 0 | 0.0 | 1 | 0 | 0 | 0 | 0 |
| Totals | 31/4 | 15 | 8 | 23 | 2.0 | 1 | 1 | 0 | 0 | 1 |

Single-Game Highs

Total Tackles - 10 at N.Y. Giants (12/20/98)
 Sacks - 1 (twice), at San Diego (11/22/98); at Arizona (11/29/98)
 Special Teams Tackles - 4 vs. Atlanta (12/19/99)
 Playoffs - 1 (three times), last vs. Rams (1/30/2000)

Additional Career Statistics: Special teams tackles: 32 (16 in 1998, 16 in 1999)

VETERANS





JASON FISK

| | |
|------------------|------------------|
| 6' 3" | 295 lbs |
| 6th NFL Season | 2nd with Team |
| 9-4-72 | |
| Stanford | UFA (Minn) - '99 |
| Davis H.S. | Davis, CA |
| '99 GP/GS: 16/16 | Career: 72/32 |

#97

DEFENSIVE TACKLE

PRO: Was valuable addition to the Titans' defensive line last season...signed as unrestricted free agent Mar. 3, 1998, after spending first four NFL seasons with Minnesota...has started 32 of 72 career games, including 16 in 1999 for Titans...also has five starts and 5.5 sacks in nine playoff games...recorded two career interceptions...originally drafted by Vikings in seventh round (243rd overall) of the 1995 NFL Draft.

Free-Agent Find

After signing with Tennessee prior to the 1999 season, Jason enjoyed the finest season of his pro career, recording career-high totals in tackles (80) and sacks (4) for the Titans last season.

1999: Started all 16 games...established career highs in tackles (80) and sacks (4)...his addition contributed greatly to the Titans shattering the franchise single-season record for sacks in a season (54)...also led team in sacks (2.5) during postseason, and made 13 tackles during four playoff games...recorded five tackles, including two for loss, in season-opening win against Cincinnati (9/12)...posted career-high 11 tackles at Jacksonville (9/26)...recorded four tackles and his third career interception in win at New Orleans (10/17)...made five tackles and deflected an Olindo Mare field goal attempt at Miami (11/7)...posted six tackles and two sacks of Tim Couch at Cleveland (11/28)...made seven tackles, including one for loss, at Baltimore (12/5)...recorded six tackles and one

sack in 41-14 win over Jacksonville (12/26)...tied for team lead with eight tackles while sacking Rob Johnson once in Wild Card win over Buffalo (1/9)...posted one tackle, one half-sack, and fumble recovery (by Kyle Brady) in AFC Championship Game win over Jacksonville (1/23)...recorded two tackles and sack of Kurt Warner in Super Bowl XXXIV against St. Louis (1/30).

1998: Played in 16 games, seeing action at tackle behind perennial Pro Bowler John Randle...posted 25 tackles (three for loss), 1.5 sacks, 19 quarterback pressures, one forced fumble and one fumble recovery...registered one sack versus Detroit (9/20)...had three tackles and four pressures in Thanksgiving Day victory at Dallas (11/26)...posted two tackles versus Chicago (12/6) and at Baltimore (12/13)...recorded season-high six stops in win over Jacksonville (12/20)...also forced fumble and recovered another against Jaguars...had one tackle for loss and three pressures in season finale at Oilers (12/26)...posted three tackles and two pressures in divisional playoff win over Arizona (1/10)...racked up two sacks in NFC Championship Game against Atlanta (1/17). **1997:** Played in 16 games, starting first 10 games at DT...Vikings posted 8-2 record in that span...posted 37 tackles, three sacks, one pass defensed and one forced fumble...had five tackles and one sack at Buffalo (8/31)...recorded six tackles and picked off Brett Favre at Green Bay (9/21)...registered sack at Jets (11/23) and at San Francisco (12/7)...recovered fumble in season finale against

Indianapolis (12/21)...Vikings beat Colts to clinch postseason berth...had one sack in Wild Card playoff win at Giants (12/27). **1996:** Played in 16 games, starting final six games...Vikings went 4-2 in that stretch to clinch playoff berth...recorded career-high 44 tackles, 33 of those in final 6 1/2 games...posted first career interception against Chicago (10/28)...earned first career NFL start at Oakland (11/17), recording first career sack...collected seven tackles versus Arizona (12/1)...racked up career-best nine tackles in wild card playoff loss at Dallas (12/28). **1995:** Played in eight games as rookie...inactive for four games...saw first NFL action at Pittsburgh (9/24)...assisted on one tackle...blocked field goal on Thanksgiving Day at Detroit (11/23).

COLLEGE: Lettered four years at Stanford, starting 40 of 43 games at nose tackle...All-Pacific-10 and honorable mention All-America selection as senior, ranking second on team with 77 tackles...honorable mention All-Pac-10 as junior...Pac-10 All-Academic selection as sophomore...redshirted in 1990 due to a back injury.

PERSONAL: Married to Miriam, couple lives in Nashville with daughter, Julia (8/5/96), and son, Tucker (1/19/99)...honorable mention All-America selection by *USA Today* at Davis (CA) High...teammate of Tony Cline, who was drafted in fourth round of 1995 draft by Buffalo...earned DT spot on Sacramento Bee's All-Decade squad...born Sept. 4, 1972.

FISK'S NFL STATISTICS

| Year | Team | G/S | Solo | Asst. | Total | Sacks | FR | FF | INT | Blk | PD |
|-----------------|-----------|--------------|-----------|------------|------------|------------|----------|----------|----------|----------|----------|
| 1995 | Minnesota | 8/0 | 0 | 1 | 1 | 0.0 | 0 | 0 | 0 | 1 | 0 |
| 1996 | Minnesota | 16/6 | 18 | 26 | 44 | 1.0 | 1 | 0 | 1 | 0 | 1 |
| 1997 | Minnesota | 16/10 | 16 | 21 | 37 | 3.0 | 1 | 1 | 1 | 0 | 1 |
| 1998 | Minnesota | 16/0 | 12 | 13 | 25 | 1.5 | 1 | 1 | 0 | 0 | 0 |
| 1999 | Tennessee | 16/16 | 41 | 39 | 80 | 4.0 | 0 | 0 | 1 | 1 | 1 |
| Totals | | 72/32 | 87 | 100 | 187 | 9.5 | 3 | 2 | 3 | 2 | 2 |
| Playoffs | | | | | | | | | | | |
| 1998 | Minnesota | 2/0 | 7 | 0 | 7 | 2.0 | 0 | 0 | 0 | 0 | 0 |
| 1999 | Tennessee | 5/1 | 17 | 0 | 17 | 3.0 | 0 | 0 | 0 | 0 | 0 |
| Totals | | 7/1 | 24 | 0 | 24 | 5.0 | 0 | 0 | 0 | 0 | 0 |

Single-Game Highs

Total Tackles - 11 vs. Jacksonville (9/26/99)

Sacks - 2 vs. Atlanta in NFC Championship Game (1/17/99)

Interceptions - 1 (3 times) last at New Orleans (10/17/99)

NFL's BEST RECORDS AMONG WILD CARD TEAMS

| Year | Team | Rec. | Result |
|------|-------------|-------|-------------------------|
| 1980 | Dallas | 12-4 | Lost NFC Champ. |
| 1983 | Dallas | 12-4 | Lost Wild Card game |
| 1984 | Seattle | 12-4 | Lost Div. Playoff game |
| 1986 | Washington | 12-4 | Lost NFC Champ. |
| 1987 | New Orleans | 12-3* | Lost Wild Card game |
| 1992 | New Orleans | 12-4 | Lost Wild Card game |
| 1996 | San Fran. | 12-4 | Lost Div. Playoff game |
| 1997 | Denver | 12-4 | Super Bowl XXXII Champs |
| 1998 | San Fran. | 12-4 | Lost Divisional game |
| 1999 | TENNESSEE | 13-3 | Lost Super Bowl |

*strike-shortened season



HENRY FORD

| | |
|--------------------------|-----------------------|
| 6' 3" | 295 lbs |
| 7th NFL Season | 7th with Team |
| 10-30-71 | |
| Arkansas | 01 - '94 |
| Trimble Tech H.S. | Fort Worth, TX |
| '99 GP/GS: 12/9 | Career: 83/60 |

#92

DEF. END/TACKLER

PRO: Helps anchor Tennessee's middle defensive front...versatile enough to play defensive end or defensive tackle...resigned as unrestricted free agent on March 2, 1998...originally drafted in first round (26th overall) of 1994 NFL Draft.

Hog Heaven

Henry ranks second in career sacks (25.5) and tackles for loss (46) at Arkansas.

1999: Played in 12 games, starting nine at RDE...recorded 41 tackles, including career-high 5.5 sacks...also recovered two fumbles and batted down one pass...made six tackles in the season-opening win over Cincinnati (9/12)...made three tackles and sacked Jeff Garcia at San Francisco (10/3)...recorded four tackles, one-half sack and a fumble recovery against Baltimore (10/10)...posted three tackles and one-half sack at Cincinnati (11/14)...inactive for four games due to calf strain...Pittsburgh (11/21), at Cleveland (11/28), at Baltimore (12/5) and vs. Oakland (12/9)...posted five tackles and a fumble recovery against Atlanta (12/19)...appeared in all four postseason games...made two tackles in AFC Divisional Playoff win at Indianapolis (1/16). **1998:** Played in 13 games, starting five at RDT...posted 39 tackles, 1.5 sacks and one fumble recovery...missed three games (Weeks 2-4) due to MCL sprain in right knee, suffered in season-opening win at Cincinnati (9/6)...had two tackles and one sack in second win over Bengals (10/18)...recovered a fumble (caused by Darryll Lewis) versus Chicago

(10/25)...collected season-high eight tackles in win over Pittsburgh (11/15)...recorded three stops in initial start of season against Jets (11/22)...had four tackles at Seattle (11/29) and at Green Bay (12/20)...racked up seven tackles at Jacksonville (12/13). **1997:** Started 16 games at RDT...led all Oiler defensive linemen in tackles with career-high 50 stops...also set career high with five sacks...recorded first multi-sack performance of career in win vs. N.Y. Giants (11/9)...both sacks came in pivotal fourth quarter...credited with first career fumble recovery at Jacksonville (11/16)...led team with six tackles at Baltimore (12/14)...scooped up second career fumble recovery which led to touchdown in win over Pittsburgh (12/21). **1996:** Made 13 starts at RDT after switch during training camp...had 39 tackles... shifted to DT from DE during 1996 training camp...recorded lone start at RDE at Atlanta (10/13)...collected four hits and first career forced fumble versus Kansas City (9/1)...had season-high six stops against Carolina (11/24), adding a sack and second career forced fumble...suffered ankle injury versus Jacksonville (12/8)...subsequently missed Cincinnati contest (12/15) and saw limited action at Baltimore (12/22). **1995:** Only defensive lineman on team to play in all 16 games...posted 43 tackles...in first full season as starter at RDE, tied for team lead in sacks (Anthony Cook, 4.5)...also saw action at LDE...made first career start at Jaguars (9/3) and posted four stops...collected first NFL sack by dropping QB Vinny Testaverde for 9-yard loss

in third quarter against Cleveland (9/17).
1994: Placed on inactive list in opener at Indianapolis (9/4)...saw first NFL action versus Bills (9/18)...alternated with Lamar Lathon versus Giants (11/21) and recorded season-high three tackles (one for loss)...also had three stops against Cardinals (12/4)...posted 10 tackles over last six games.

COLLEGE: Finished four-year career at Arkansas with 198 total tackles, 25 quarterback sacks, six fumble recoveries, four forced fumbles and three passes defended...as senior, named to several All-America teams and was consensus

First-Team All-SEC pick...voted Razorbacks' defensive MVP...at LDE, finished second on team with career-best 68 total tackles and established school record with SEC-best 14 sacks...majored in criminal justice.

PERSONAL: Married to Monica, splits off-season between Fort Worth, Texas, and Nashville with wife and daughters, Jordawn and Armani...has been timed at 4.81 in 40-yard dash...attended Trimble Tech High in Fort Worth, lettering in football, basketball and track...born Henry Ford, Oct. 30, 1971, in Fort Worth, Texas.

FORD'S TITANS STATISTICS

| Year | G/S | Solo | Asst. | Total | Sacks | FR | FF | INT | Yds. | PD |
|---------------|--------------|------------|-----------|------------|-------------|----------|----------|----------|----------|----------|
| 1994 | 11/0 | 10 | 1 | 11 | 0.0 | 0 | 0 | 0 | 0 | 0 |
| 1995 | 16/16 | 27 | 16 | 43 | 4.5 | 0 | 0 | 0 | 0 | 3 |
| 1996 | 15/14 | 24 | 15 | 39 | 1.0 | 0 | 2 | 0 | 0 | 2 |
| 1997 | 16/16 | 38 | 12 | 50 | 5.0 | 2 | 0 | 0 | 0 | 0 |
| 1998 | 13/5 | 22 | 17 | 39 | 1.5 | 1 | 0 | 0 | 0 | 0 |
| 1999 | 12/9 | 26 | 15 | 41 | 5.5 | 2 | 0 | 0 | 0 | 1 |
| Totals | 83/60 | 147 | 76 | 223 | 17.5 | 5 | 2 | 0 | 0 | 6 |

POSTSEASON STATISTICS

| Year | G/S | Solo | Asst. | Total | Sacks | FR | FF | INT | Yds. | PD |
|------|-----|------|-------|-------|-------|----|----|-----|------|----|
| 1999 | 4/0 | 1 | 2 | 3 | 0.0 | 0 | 0 | 0 | 0 | 0 |

Single-Game Highs

Total Tackles - 8 vs. Pittsburgh (11/15/98)
 Playoffs - 2 at Indianapolis (1/16/00)
 Sacks - 2.0 vs. N.Y. Giants (11/9/97)

THREE-TIME WINNERS!

Tennessee became the first team in NFL history to defeat a team three times in one season, while winning the final game on the road. Overall, the Titans are the eighth team to sweep another team three times in one season. Six of the eight three-time winners came in the 1990's, with the New England Patriots (over Miami in 1997) and Green Bay Packers (over Tampa Bay in 1997) being the last teams to accomplish the feat prior the Titans this season.

| <u>YEAR</u> | <u>TEAM</u> | <u>OPPONENT</u> | <u>ROUND</u> |
|-------------|--------------|-----------------|--------------|
| 1999 | TENNESSEE | Jacksonville | Championship |
| 1997 | New England | Miami | Wild Card |
| 1997 | Green Bay | Tampa Bay | Divisional |
| 1994 | Pittsburgh | Cleveland | Divisional |
| 1993 | L.A. Raiders | Denver | Wild Card |
| 1991 | Kansas City | L.A. Raiders | Wild Card |
| 1986 | N.Y. Giants | Washington | Championship |
| 1982 | Miami | N.Y. Jets | Championship |



EDDIE GEORGE

| | |
|---------------------------|-------------------------|
| 6' 3" | 240 lbs |
| 5th NFL Season | 5th with Team |
| 9-24-73 | |
| Ohio State | 01 - '96 |
| Fork Union Academy | Philadelphia, PA |
| '99 GP/GS: 16/16 | Career: 64/64 |

#27

RUNNING BACK

PRO: Regarded as one of the dominant backs in NFL as he enters his fifth pro season...punishing runner between tackles who wears down opposing defenses...has improved his receiving ability out of the backfield to the point where he is now considered a "complete back"...franchise's most exciting running back since Hall-of-Famer Earl Campbell, and the second leading rusher in club history with 5,363 yards...at 6'3", arguably the tallest running back in league...has started every game in NFL career (64)...stands as the most prolific running back in club postseason history with his performance in the 1999 playoffs...finished third in the AFC in rushing for the second consecutive season in 1999 with 1,304 yards, earning third consecutive Pro Bowl selection...first running back to earn three consecutive Pro Bowl selections for team since Earl Campbell, who

Born To Run

With another 1,200 season in 2000, Eddie can join Eric Dickerson as the only running back to rush for 1,200 yards in each of his first five seasons.

earned four consecutive (1978-81)...in the process, became only the third player in league history to rush for at least 1,200 yards in each of his first four seasons, joining Eric Dickerson, Earl Campbell and Barry Sanders...another 1,200-yard campaign would join him with Dickerson and Barry Sanders as the only three backs to accomplish the feat in each of his first five seasons...named to the Associated Press'

All-Pro team in 1999...became the ninth player to rush for 1,000 yards in each of his first four seasons, joining Dickerson, Campbell, Sanders, Jim Brown, Terrell Davis, Curtis Martin, Walter Payton and Emmitt Smith...can boast 23 career 100-yard games and two in the postseason...has recorded 12 of his 100-yard performances in games immediately following franchise losses...since 1996, only Terrell Davis (5,507) and Jerome Bettis (5,372) have rushed for more yardage than George (5,365)...club is 18-5 when he runs for 100-plus yards (2-0 in the playoffs), 8-0 when he has 30-plus carries, and 10-0 when he records 29-plus carries...is third among running backs in all-purpose yardage the past two seasons, trailing only Marshall Faulk and Curtis Martin...rushed for a club-record-tying 216 yards vs. Oakland in the 1997 season opener (8/31/97)...tied Billy Cannon's 36-year-old record (vs. N.Y. Titans, 12/10/61)...finished first season as ninth most prolific rookie rusher in NFL history...became fourth Heisman Trophy winner to be drafted by franchise, joining running backs Cannon, Campbell and Rozier...is only the eighth Heisman Trophy winner to play in the Super Bowl, joining Cannon, Roger Staubach, Mike Garrett, Jim Plunkett, Tony Dorsett, Marcus Allen and Desmond Howard...became only fifth player in team history to earn Rookie-of-Year honors (LB George Webster in '67, LB Robert Brazile in '75, Campbell in '78, DE Jesse Baker in '79)...only fifth running back in NFL his-

tory to win Heisman Trophy and then rush for at least 1,300 yards in rookie campaign...drafted by Oilers in first round (14th overall) in 1996 with choice acquired from Seattle Seahawks for DT Glenn Montgomery. **1999:** Started all 16 games and in four playoffs...earned third consecutive Pro Bowl berth...finished third in AFC in rushing and second in total yards from scrimmage (1,762)...rushed 320 times for 1,304 yards and nine scores...ranked third in NFL among running backs in total touchdowns (13), and tied for sixth in rushing touchdowns (9)...both touchdown totals are career highs...also set career highs in receptions (47), yards receiving (458), and receiving touchdowns (4)...ranked tied for second in AFC and tied for third in NFL in scoring among non-kickers...recorded five 100-yard games and two in postseason...named Second Team All-Pro by *Associated Press*, *College and Pro Football Weekly* and *Football Digest*...named All-AFC by *Pro Football Weekly*...became leading rusher in club postseason history (449 yards) with his efforts in Titans' Super Bowl run...his 449-yard effort was the fifth-best in NFL playoff history...hauled in a key 17-yard touchdown reception in the season-opening win over Cincinnati (9/12)...rushed 31 times for 97 yards and two touchdowns against Cleveland (9/19)...caught eight-yard touchdown pass from Neil O'Donnell at Jacksonville (9/26)...caught career-long 54-yard touchdown reception at San Francisco (10/3)...rushed for 155 yards, third-highest total of his career, on 28 carries at New Orleans (10/17)...awarded "game ball" by ESPN's Tom Jackson for his

ALL-PURPOSE YARDAGE, RUNNING BACKS, 1998-99

| Player | Team | Total | Rush. | Rec. |
|------------------|------------|-------------|-------------|------------|
| Marshall Faulk | St/Ind | 4656 | 2700 | 1956 |
| Curtis Martin | NYJ | 3375 | 2751 | 624 |
| E. GEORGE | TEN | 3366 | 2598 | 768 |
| Ricky Watters | Sea | 3209 | 2449 | 760 |
| Duce Staley | Phi | 3064 | 2338 | 726 |
| Emmitt Smith | Dal | 3023 | 2729 | 294 |
| Corey Dillon | Cin | 2798 | 2330 | 468 |
| Robert Smith | Min | 2659 | 2202 | 457 |
| Warrick Dunn | TB | 2575 | 1642 | 933 |
| Jerome Bettis | Pit | 2476 | 2276 | 200 |

efforts against the Saints...scored on 17-yard touchdown reception in win over St. Louis (10/31)...rushed for 123 yards and two touchdowns on 29 carries at Cincinnati (11/14)...carried 26 times for 113 yards and two touchdowns at Cleveland (11/28)...scored on three-yard run in second quarter at Baltimore (12/5)...rushed for 199 yards and two touchdowns on 28 carries in win over Oakland (12/9)...199-yard rushing effort was second-highest of career...recorded 102 yards rushing on 26 carries against Jacksonville (12/26)...rushed for 106 yards on 29 carries in Wild Card win over Buffalo (1/8)...set club's single-game postseason rushing mark with 162-yard effort in the AFC Divisional Playoff win at Indianapolis (1/16)...also rushed for a 68-yard touchdown against the Colts...his back-to-back 100-yard games is a club first in postseason history...totaled 105 yards from scrimmage in the AFC Championship Game win at Jacksonville (1/23)...rushed for 95 yards on 28 carries in Super Bowl XXXIV against St. Louis (1/30)...averaged 112.3 yards per game in the post-season. **1998:** Started 16 games...earned second consecutive Pro Bowl berth...finished third in AFC in rushing

MOST CONSECUTIVE 1,200-YARD SEASONS TO BEGIN CAREER

| Player | Team | # Seasons | Yrs. | Yr.1 | Yr.2 | Yr.3 | Yr.4 | Total |
|------------------|------------|------------|----------------|--------------|--------------|--------------|--------------|--------------|
| Eric Dickerson | LA (N) | (7) | 1983-89 | 1,808 | 2,105 | 1,234 | 1,821 | 6,968 |
| Earl Campbell | HOU | (4) | 1978-81 | 1,450 | 1,697 | 1,934 | 1,376 | 6,457 |
| Barry Sanders | DET | (4) | 1989-98 | 1,470 | 1,304 | 1,548 | 1,352 | 5,674 |
| E. GEORGE | TEN | (4) | 1996-99 | 1,368 | 1,399 | 1,294 | 1,304 | 5,365 |

MOST RUSHING YARDS, SINGLE POSTSEASON

| Player | Team | Season/Gms | Att. | Yds. | TD |
|---------------|------|------------|------|------|----|
| John Riggins | WAS | 1982 (4) | 136 | 610 | 4 |
| Terrell Davis | DEN | 1997 (4) | 112 | 581 | 8 |
| Terrell Davis | DEN | 1998 (3) | 78 | 468 | 3 |
| Marcus Allen | OAK | 1983 (3) | 58 | 466 | 4 |
| Eddie George | TEN | 1999 (4) | 108 | 448 | 3 |

yards (1,294), sixth in total yards (1,604) and third in first downs (89)...established career-highs in receptions (37) and receiving yards (310)...scored six touchdowns, five on the ground...hit the 100-yard rushing mark in six games, including personal-best stretch of five consecutive contests (10/11-11/8)...averaged 130.4 yards per game over that stretch, leading Oilers to 4-1 mark...five-game streak was third-longest in franchise history...notched 86 yards and one touchdown in the season-opening win at Cincinnati (9/6)...rushed for 100 yards and caught 27-yard touchdown pass at New England (9/20)...gained 121 yards on 30 carries in 12-8 win at Baltimore (10/11)...gained 107 yards in just over three quarters of action in a 44-14 win over Cincinnati (10/18)...rushed for 137 yards on just 21 carries against Chicago (10/25)...rushed for season-high 153 yards, including season-long 37-yard touchdown run, at Pittsburgh (11/1)...named AFC Offensive Player of the Week after rushing for 134 yards and one touchdown at Tampa Bay (11/8)...caught a career-high five passes for a career-high 64 yards at Seattle (11/29)...scored Oilers' lone touchdown in 16-14 win over Baltimore (12/6)...hauled in career-long 29-yard reception at Jacksonville (12/13)...also scored on 2-yard run in season finale against Minnesota (12/26)...converted 10 of 12 third-and-one situations. **1997:** Started 16 games...earned first Pro Bowl berth...finished third in AFC in rushing with 1,399 yards...posted fourth-best single-season rushing performance in club

history...recorded eight 100-yard performances...named Miller Lite Player of the Week for his 216-yard performance vs. Oakland (8/31)...had career-high 35 carries, 29-yard TD and first career two-point conversion in OT win...carried 23 times for 106 yards and one touchdown at Miami (9/7)...put together three consecutive 100-yard performances (10-5-10/19) starting with 116 yards on 26 carries at Seattle (10/5)...recorded first career TD reception at Seahawks, 11-yard grab from Steve McNair...gained 106 yards on 30 carries in win vs. Bengals (10/12)...rushed for 125 yards on 31 carries vs. Redskins (10/19), including second career two-TD game (3 and 6-yard runs)...tallied 122 yards on 32 carries vs. Giants (11/9)...carried 34 times for 110 yards at Dallas (11/27)...tallied 129 yards at Baltimore (12/14), including season-long 30-yard scamper. **1996:** Started 16 games, earning NFL Rookie-of-Year honors from Professional Football Writers of America (PFWA), *The Sporting News*, *Sports Illustrated*, and *Newspaper Enterprise Association* (Bert Bell Trophy)...named Offensive Rookie of Year by *AP*, *Pro Football Weekly*, *Football Digest*, and *College and Pro Football Newsweekly*...additional accolades included UPI Second-Team All-AFC, and All-Rookie honors by *College and Pro Football Newsweekly*, *Football News*, and *Pro Football Weekly/PFWA*...was first alternate for Pro Bowl...finished third in AFC (5th NFL) in rushing and third in AFC (5th NFL) in total yards from scrimmage...1,368 yards ranked fifth on Oilers' all-time, single-season rushing charts...was just 82 yards shy of

HEISMAN TROPHY WINNERS IN THE SUPER BOWL

| Player | Team | Game | Yr. NFL* |
|--------------------|------|---------------------|----------|
| Billy Cannon '59 | OAK | II | 8 |
| Roger Staubach '63 | DAL | V, VI, X, XII, XIII | 3 |
| Mike Garrett '65 | KC | I, IV | 1 |
| Jim Plunkett '70 | OAK | XV, XVII | 10 |
| Tony Dorsett '76 | DAL | XII, XIII | 1 |
| Marcus Allen '81 | OAK | XVIII | 2 |
| Desmond Howard '91 | GB | XXXI | 6 |
| E. GEORGE '95 | TEN | XXXIV | 4 |

Campbell's rookie mark of 1,450 set in 1978...produced five runs of 35 yards or more (76, 45t, 37, 35t, 40)...rushed for 143 yards, one touchdown (first of career, 1 yd.) and long of 76 yards at Jacksonville (9/8)...76-yard effort was longest by Oiler since Larry Moriarty raced 80 yards versus Raiders (9/11/83)...named Miller Lite NFL Player of Week and AFC Offensive Player of Week (Week 2)...had 32-yard carry at Pittsburgh (9/29)...was AFC Offensive Rookie of Month (September)...rushed for season-high 152 yards and one score on 26 carries at Cincinnati (10/6)...performance included 45-yard touchdown run...had 109 yards on 23 attempts following week at Atlanta (10/13), including 37-yard run...was first time Oiler back had rushed for 100 yards in two straight games since Gary Brown's three consecutive in 1993...against Dolphins (11/17), had 24-yard run and set season highs in receptions (3), receiving yards (34) and longest catch (17 yds.)...had fourth 100-yard performance at Jets (12/1), rushing for 141 yards and two touchdowns (including 35-yd. TD) on season-high 28 carries...game marked first multi-touchdown game of career.

COLLEGE: Recipient of Heisman Trophy in 1995, given to top player in college football...despite only two years in starting lineup, ranked second on Ohio State's all-time rushing list with 3,768 yards on 683 carries...44 career rushing TDs rank third in OSU annals...in 45 regular season games, had 3,578 yards

and 43 TDs on 643 carries...added 60 receptions for 516 yards and one score...totaled 40 rushes for 190 yards and one score, while catching three passes for 19 yards in three bowl appearances...won Doak Walker Award, given to premier running back in country, as senior...unanimous First-Team All-America choice...First-Team All-Big Ten selection as well as Offensive Player of Year...spent off-season in Columbus in order to finish degree in landscape architecture.

PERSONAL: Single, spends time in Franklin, Tenn., Columbus, Ohio, and Philadelphia, Pa....rushed for 2,572 yards with 32 TDs at Fork Union (VA) Military Academy...gained 1,372 yards and 15 scores while serving as Blue Devils' team captain in final season...won state titles in high and low hurdles as senior...attended Abington High in Philadelphia before transferring to Fork Union after sophomore year...is budding actor with appearances on CBS's Nash Bridges in 1998, WB's In the House in 1997, and several commercials including adidas and Sony PlayStation...participated in the NFL's Flag Football Canada program in Toronto this past May, 1999, helping to support the league's grass roots initiatives...born Edward Nathan George, Sept. 24, 1973, in Philadelphia, Pa.

E. GEORGE WHEN TITANS PLAY...

| Location | G | Att. | Yds. | LG. | TD | Yd/Att. | Yd./Game | Games | W-L |
|---|----|------|------|-----|----|---------|----------|-------|-------|
| Home | 32 | 690 | 2536 | 39 | 13 | 3.7 | 79.3 | 8 | 19-13 |
| Away | 32 | 670 | 2829 | 76 | 15 | 4.2 | 88.4 | 15 | 18-14 |
| Stadium | G | Att. | Yds. | LG. | TD | Yd/Att. | Yd./Game | Games | W-L |
| Indoor | 14 | 305 | 1147 | 40 | 3 | 3.8 | 81.9 | 3 | 5-9 |
| Outdoor | 50 | 1055 | 4218 | 76 | 25 | 4.0 | 84.4 | 20 | 32-18 |
| Surface | G | Att. | Yds. | LG. | TD | Yd/Att. | Yd./Game | Games | W-L |
| Turf | 32 | 678 | 2579 | 45 | 12 | 3.8 | 80.6 | 10 | 14-18 |
| Grass | 32 | 682 | 2786 | 76 | 16 | 4.1 | 87.1 | 13 | 23-9 |
| <i>through 1999 season, regular season only</i> | | | | | | | | | |

E. GEORGE'S TITANS STATISTICS

| Year | G/S | Rushing | | | | | Receiving | | | | |
|---------------|--------------|-------------|-------------|------------|-----------|-----------|------------|------------|------------|------------|----------|
| | | Att. | Yds. | Avg. | LG | TD | Rec. | Yds. | Avg. | LG | TD |
| 1996 | 16/16 | 335 | 1368 | 4.1 | 76 | 8 | 23 | 182 | 7.9 | 17 | 0 |
| 1997 | 16/16 | 357 | 1399 | 3.9 | 30 | 6 | 7 | 44 | 6.3 | 15 | 1 |
| 1998 | 16/16 | 348 | 1294 | 3.7 | 37t | 5 | 37 | 310 | 8.4 | 29 | 1 |
| 1999 | 16/16 | 320 | 1304 | 4.1 | 40 | 9 | 47 | 458 | 9.7 | 35 | 4 |
| Totals | 64/64 | 1360 | 5365 | 3.9 | 76 | 28 | 114 | 994 | 8.7 | 54t | 4 |

CAREER POSTSEASON STATISTICS

| Year | G/S | Att. | Yds. | Avg. | LG | TD | Rec. | Yds. | Avg. | LG | TD |
|------|-----|------|------|------|-----|----|------|------|------|----|----|
| 1999 | 4/4 | 108 | 449 | 4.2 | 68t | 3 | 10 | 72 | 7.2 | 32 | 0 |

Single-Game Highs

Rushing Yards - 216 vs. Oakland (8/31/97)

Playoffs - 162 at Indianapolis (1/16/00)

Rushing Attempts - 35 vs. Oakland (8/31/97)

Playoffs - 29 vs. Buffalo (1/8/00)

Longest Rush - 76 at Jacksonville (9/8/96)

Playoffs - 68t at Indianapolis (1/16/00)

Rushing TDs - 2 (six times) last vs. Oakland (12/9/99)

Playoffs - 2 vs. St. Louis (1/30/00)

Receptions - 6 vs. Oakland (12/9/99)

Playoffs - 3 (twice), at Indianapolis (1/16/00); at Jacksonville (1/23/00)

Receiving Yards - 81 at San Francisco (10/3/99)

Playoffs - 35 vs. St. Louis (1/30/00)

Longest Reception - 54t at San Francisco (10/3/99)

Playoffs - 32 vs. St. Louis (1/30/00)

Receiving TDs - 1 (six times), last vs. St. Louis (10/31/99)

Additional Career Statistics: Fumble recoveries: 1 (1996). Fumbles/Lost: 1996: 3 (2), 1997 4 (4), 1998: 7 (1), 1999: 5 (4). Totals: 19 (11).

E. GEORGE VS. NFL

Team-by-Team Rushing Totals

| Opponent | G/S | Att. | Yds | LG | TD | Yd/Att | Yd/Game | Games | W-L | |
|---------------|--------------|-------------|---------------|-----------|-----------|------------|-------------|-----------|--------------|--|
| Arizona | 1/1 | 17 | 109 | 13 | 0 | 4.2 | 71.0 | 0 | 1-0 | |
| Atlanta | 2/2 | 42 | 164 | 37 | 0 | 3.9 | 82.0 | 1 | 2-0 | |
| Baltimore | 8/8 | 159 | 598 | 40 | 3 | 3.8 | 74.8 | 2 | 5-3 | |
| Buffalo | 1/1 | 25 | 93 | 27 | 0 | 3.7 | 93.0 | 0 | 1-0 | |
| (playoffs) | 1/1 | 29 | 106 | 9 | 0 | 3.7 | 106.0 | 0 | 1-0 | |
| Carolina | 1/1 | 19 | 62 | 14 | 0 | 3.2 | 62.0 | 0 | 0-1 | |
| Chicago | 1/1 | 21 | 137 | 19 | 0 | 6.5 | 137.0 | 1 | 0-1 | |
| Cincinnati | 8/8 | 176 | 703 | 76 | 4 | 4.0 | 87.9 | 3 | 6-2 | |
| Cleveland | 2/2 | 57 | 210 | 16 | 4 | 3.7 | 105.0 | 1 | 2-0 | |
| Dallas | 1/1 | 34 | 110 | 9 | 0 | 3.2 | 110.0 | 1 | 1-0 | |
| Denver | | | Has not faced | | | | | | | |
| Detroit | | | Has not faced | | | | | | | |
| Green Bay | 1/1 | 15 | 30 | 6 | 0 | 2.0 | 30.0 | 0 | 0-1 | |
| Indianapolis | | | Has not faced | | | | | | | |
| (playoffs) | 1/1 | 26 | 162 | 68t | 1 | 6.2 | 162.0 | 1 | 1-0 | |
| Jacksonville | 8/8 | 140 | 518 | 76 | 3 | 3.7 | 64.8 | 2 | 4-4 | |
| (playoffs) | 1/1 | 25 | 86 | 20 | 0 | 3.4 | 86.0 | 0 | 1-0 | |
| Kansas City | 1/1 | 21 | 50 | 13 | 0 | 2.4 | 50.0 | 0 | 0-1 | |
| Miami | 3/3 | 52 | 231 | 24 | 1 | 4.4 | 77.0 | 1 | 0-3 | |
| Minnesota | 1/1 | 14 | 54 | 18 | 1 | 3.9 | 54.0 | 0 | 0-1 | |
| New England | 1/1 | 23 | 100 | 24 | 0 | 4.3 | 100.0 | 1 | 0-1 | |
| New Orleans | 2/2 | 53 | 246 | 40 | 1 | 4.6 | 123.0 | 1 | 2-0 | |
| N.Y. Giants | 1/1 | 32 | 122 | 12 | 1 | 3.8 | 122.0 | 1 | 1-0 | |
| N.Y. Jets | 2/2 | 48 | 213 | 35t | 2 | 4.4 | 106.5 | 1 | 1-1 | |
| Oakland | 2/2 | 63 | 415 | 39 | 3 | 6.6 | 207.5 | 2 | 2-0 | |
| Philadelphia | | | Has not faced | | | | | | | |
| Pittsburgh | 8/8 | 152 | 513 | 37t | 2 | 3.4 | 64.1 | 1 | 6-2 | |
| St. Louis | 1/1 | 17 | 68 | 19 | 0 | 4.0 | 68.0 | 0 | 1-0 | |
| (playoffs) | 1/1 | 28 | 95 | 13 | 2 | 3.4 | 95.0 | 0 | 0-1 | |
| San Diego | 1/1 | 15 | 11 | 8 | 0 | 0.7 | 11.0 | 0 | 0-1 | |
| San Francisco | 2/2 | 37 | 103 | 19 | 0 | 2.8 | 51.5 | 0 | 0-2 | |
| Seattle | 3/3 | 70 | 283 | 22 | 0 | 4.0 | 94.3 | 1 | 0-3 | |
| Tampa Bay | 1/1 | 27 | 134 | 30 | 1 | 5.0 | 134.0 | 1 | 1-0 | |
| Washington | 1/1 | 31 | 125 | 15 | 2 | 4.0 | 125.0 | 1 | 1-0 | |
| Totals | 64/64 | 1360 | 5365 | 76 | 28 | 3.9 | 83.8 | 23 | 40-28 | |

E. GEORGE'S GAME-BY-GAME STATS (Regular Season) 1996

| Date | Opp. | Rushing | | | | | Receiving | | | | |
|--------------------|----------|------------|-------------|------------|-----------|----------|-----------|------------|------------|-----------|----------|
| | | Att. | Yds. | Avg. | Long | TD | Rec. | Yds. | Avg. | Long | TD |
| 9/1 | K.C.* | 21 | 50 | 2.4 | 13 | 0 | 0 | 0 | 0 | 0 | 0 |
| 9/8 | @ Jac.* | 17 | 143 | 8.4 | 76 | 1 | 1 | 9 | 9.0 | 9 | 0 |
| 9/15 | Balt.* | 17 | 74 | 4.4 | 13 | 0 | 1 | -3 | -3.0 | -3 | 0 |
| 9/29 | @ Pitt.* | 11 | 47 | 4.3 | 32 | 0 | 1 | 4 | 4.0 | 4 | 0 |
| 10/6 | @ Cin.* | 26 | 152 | 5.8 | 45t | 1 | 3 | 22 | 7.3 | 11 | 0 |
| 10/13 | @ Atl.* | 23 | 109 | 4.7 | 37 | 0 | 1 | 14 | 14.0 | 14 | 0 |
| 10/20 | Pitt.* | 25 | 65 | 2.6 | 7 | 1 | 3 | 22 | 7.3 | 12 | 0 |
| 10/27 | S.F.* | 22 | 77 | 3.5 | 19 | 0 | 1 | -2 | -2.0 | -2 | 0 |
| 11/3 | @ Sea.* | 25 | 91 | 3.6 | 20 | 0 | 0 | 0 | 0 | 0 | 0 |
| 11/10 | @ N.O.* | 25 | 91 | 3.6 | 12 | 1 | 1 | 3 | 3.0 | 3 | 0 |
| 11/17 | Mia.* | 15 | 60 | 4.0 | 24 | 0 | 3 | 34 | 11.3 | 17 | 0 |
| 11/24 | Car.* | 19 | 62 | 3.3 | 14 | 0 | 1 | 0 | 0 | 0 | 0 |
| 12/1 | @ NYJ* | 28 | 141 | 5.0 | 35t | 2 | 0 | 0 | 0 | 0 | 0 |
| 12/8 | Jac.* | 16 | 45 | 2.8 | 9 | 1 | 2 | 18 | 9.0 | 12 | 0 |
| 12/15 | Cin.* | 24 | 76 | 3.2 | 9 | 0 | 3 | 32 | 10.7 | 16 | 0 |
| 12/22 | @ Balt.* | 21 | 85 | 4.0 | 40 | 1 | 2 | 29 | 14.5 | 15 | 0 |
| 1996 Totals | | 335 | 1368 | 4.1 | 76 | 8 | 23 | 182 | 7.9 | 17 | 0 |

* represents game started

1997

| Date | Opp. | Rushing | | | | | Receiving | | | | |
|--------------------|----------|------------|-------------|------------|-----------|----------|-----------|-----------|------------|-----------|----------|
| | | Att. | Yds. | Avg. | Long | TD | Rec. | Yds. | Avg. | Long | TD |
| 8/31 | Oak.* | 35 | 216 | 6.2 | 29t | 1 | 0 | 0 | 0 | 0 | 0 |
| 9/7 | Mia.* | 23 | 106 | 4.6 | 13t | 1 | 0 | 0 | 0 | 0 | 0 |
| 9/21 | Balt.* | 10 | 40 | 4.0 | 20 | 0 | 1 | 3 | 3.0 | 3 | 0 |
| 9/28 | @ Pitt.* | 12 | 29 | 2.4 | 9 | 0 | 0 | 0 | 0 | 0 | 0 |
| 10/5 | @ Sea.* | 26 | 116 | 4.5 | 22 | 0 | 2 | 15 | 7.5 | 11 | 1 |
| 10/12 | Cin.* | 30 | 106 | 3.5 | 10 | 0 | 1 | 5 | 5.0 | 5 | 0 |
| 10/19 | Wash.* | 31 | 125 | 4.0 | 15 | 2 | 0 | 0 | 0 | 0 | 0 |
| 10/26 | @ Ariz.* | 17 | 71 | 4.2 | 13 | 0 | 1 | 7 | 7.0 | 7 | 0 |
| 11/2 | Jac.* | 17 | 51 | 3.0 | 10 | 1 | 0 | 0 | 0 | 0 | 0 |
| 11/9 | NYG* | 32 | 122 | 3.8 | 12 | 1 | 0 | 0 | 0 | 0 | 0 |
| 11/16 | @ Jac.* | 18 | 49 | 2.7 | 7 | 0 | 0 | 0 | 0 | 0 | 0 |
| 11/23 | Buff.* | 25 | 93 | 3.7 | 27 | 0 | 1 | 15 | 15.0 | 15 | 0 |
| 11/27 | @ Dal.* | 34 | 110 | 3.2 | 9 | 0 | 1 | -1 | -1.0 | -1 | 0 |
| 12/4 | @ Cin.* | 5 | 11 | 2.2 | 7 | 0 | 0 | 0 | 0 | 0 | 0 |
| 12/14 | @ Balt.* | 26 | 129 | 5.0 | 30 | 0 | 0 | 0 | 0 | 0 | 0 |
| 12/21 | Pitt.* | 16 | 25 | 1.6 | 8 | 0 | 0 | 0 | 0 | 0 | 0 |
| 1997 Totals | | 357 | 1399 | 3.9 | 30 | 6 | 7 | 44 | 6.3 | 15 | 1 |

* represents game started

1998

| Date | Opp. | Rushing | | | | | Receiving | | | | |
|--------------------|----------|------------|-------------|------------|------------|----------|-----------|------------|------------|-----------|----------|
| | | Att. | Yds. | Avg. | Long | TD | Rec. | Yds. | Avg. | Long | TD |
| 9/6 | @ Cin.* | 25 | 86 | 3.4 | 14 | 1 | 2 | 15 | 7.5 | 17 | 0 |
| 9/13 | S.D.* | 15 | 11 | 0.7 | 8 | 0 | 2 | 8 | 4.0 | 8 | 0 |
| 9/20 | @ N.E.* | 23 | 100 | 4.3 | 24 | 0 | 4 | 60 | 15.0 | 27 | 1 |
| 9/27 | Jac.* | 14 | 25 | 1.8 | 5 | 0 | 1 | 10 | 10.0 | 10 | 0 |
| 10/11 | @ Balt.* | 30 | 121 | 4.0 | 35 | 0 | 2 | 9 | 4.5 | 9 | 0 |
| 10/18 | Cin.* | 25 | 107 | 4.3 | 13 | 0 | 0 | 0 | 0 | 0 | 0 |
| 10/25 | Chi.* | 21 | 137 | 6.5 | 19 | 0 | 3 | 22 | 7.3 | 10 | 0 |
| 11/1 | @ Pit.* | 34 | 153 | 4.5 | 37t | 1 | 1 | 14 | 14.0 | 14 | 0 |
| 11/8 | @ T.B.* | 27 | 134 | 5.0 | 30 | 1 | 1 | 0 | 0 | 0 | 0 |
| 11/15 | Pit.* | 25 | 79 | 3.2 | 21 | 0 | 1 | 1 | 1.0 | 1 | 0 |
| 11/22 | NYJ* | 20 | 72 | 3.6 | 11 | 0 | 3 | 18 | 6.0 | 6 | 0 |
| 11/29 | @ Sea.* | 19 | 76 | 4.0 | 19 | 0 | 5 | 64 | 12.8 | 17 | 0 |
| 12/6 | Balt.* | 27 | 63 | 2.3 | 9 | 1 | 4 | 19 | 4.8 | 11 | 0 |
| 12/13 | @ Jac.* | 14 | 46 | 3.3 | 19 | 0 | 5 | 57 | 11.4 | 29 | 0 |
| 12/20 | @ G.B.* | 15 | 30 | 2.0 | 6 | 0 | 2 | 2 | 1.0 | 2 | 0 |
| 12/26 | Min.* | 14 | 54 | 3.9 | 18 | 0 | 1 | 11 | 11.0 | 11 | 0 |
| 1998 Totals | | 348 | 1294 | 3.7 | 37t | 5 | 37 | 310 | 8.4 | 29 | 1 |

1999

| Date | Opp. | Rushing | | | | | Receiving | | | | |
|--------------------|----------|------------|-------------|------------|-----------|----------|-----------|------------|------------|-----------|----------|
| | | Att. | Yds. | Avg. | Long | TD | Rec. | Yds. | Avg. | Long | TD |
| 9/12 | Cin.* | 12 | 42 | 3.5 | 9 | 0 | 3 | 37 | 12.3 | 17t | 1 |
| 9/19 | Cle.* | 31 | 97 | 3.1 | 13 | 2 | 4 | 27 | 6.8 | 9 | 0 |
| 9/26 | @ Jac.* | 18 | 57 | 3.2 | 10 | 0 | 4 | 36 | 9.0 | 13 | 1 |
| 10/3 | @ S.F.* | 15 | 26 | 1.7 | 8 | 0 | 3 | 81 | 27.0 | 54t | 1 |
| 10/10 | Balt.* | 20 | 55 | 2.8 | 14 | 0 | 5 | 23 | 4.6 | 16 | 0 |
| 10/17 | @ N.O.* | 28 | 155 | 5.5 | 40 | 0 | 1 | 12 | 12.0 | 12 | 0 |
| 10/31 | Stl.* | 17 | 68 | 4.0 | 19 | 0 | 3 | 35 | 11.7 | 17t | 1 |
| 11/7 | @ Mia.* | 14 | 65 | 4.6 | 21 | 0 | 2 | 20 | 10.0 | 14 | 0 |
| 11/14 | @ Cin.* | 29 | 123 | 4.2 | 23 | 2 | 0 | 0 | 0.0 | 0 | 0 |
| 11/21 | Pit.* | 21 | 83 | 4.0 | 14 | 0 | 1 | 9 | 9.0 | 9 | 0 |
| 11/28 | @ Cle.* | 26 | 113 | 4.3 | 16 | 2 | 3 | 21 | 7.0 | 10 | 0 |
| 12/5 | @ Balt.* | 8 | 32 | 4.0 | 14 | 1 | 5 | 44 | 8.8 | 13 | 0 |
| 12/9 | Oak.* | 28 | 199 | 7.1 | 39 | 2 | 6 | 50 | 8.3 | 20 | 0 |
| 12/19 | Atl.* | 19 | 55 | 2.9 | 11 | 0 | 4 | 26 | 6.5 | 9 | 0 |
| 12/26 | Jac.* | 26 | 102 | 3.9 | 18 | 0 | 3 | 37 | 12.3 | 17 | 0 |
| 1/2 | @ Pit.* | 8 | 32 | 4.0 | 9 | 0 | 0 | 0 | 0.0 | 0 | 0 |
| 1999 Totals | | 320 | 1304 | 4.1 | 40 | 9 | 47 | 458 | 9.7 | 35 | 4 |

E. GEORGE'S GAME-BY-GAME STATS (Playoffs) 1999

| Date | Opp. | Rushing | | | | | Receiving | | | | |
|--------------------|-----------|------------|------------|------------|------------|----------|-----------|-----------|------------|-----------|----------|
| | | Att. | Yds. | Avg. | Long | TD | Rec. | Yds. | Avg. | Long | TD |
| 1/8 | Buf.* | 29 | 106 | 3.7 | 9 | 0 | 2 | 4 | 2.0 | 2 | 0 |
| 1/16 | @ Ind.* | 26 | 162 | 6.2 | 68t | 1 | 3 | 14 | 4.7 | 6 | 0 |
| 1/23 | @ Jac.* | 25 | 86 | 3.4 | 20 | 0 | 3 | 19 | 6.3 | 15 | 0 |
| 1/30 | vs. Stl.* | 28 | 95 | 3.4 | 13 | 2 | 2 | 35 | 17.5 | 32 | 0 |
| 1999 Totals | | 108 | 449 | 4.2 | 68t | 3 | 10 | 72 | 7.2 | 32 | 0 |

* represents game started

100-YARD RUSHING GAMES

Rushing (23 Regular Season, 2 Playoffs, *-denotes playoff game)

| Date | Opponent | No. | Yds. | Avg. | LG | TD |
|----------|------------------|-----|------|------|-----|----|
| 9/8/96 | at Jacksonville | 17 | 143 | 8.4 | 76 | 1 |
| 10/6/96 | at Cincinnati | 26 | 152 | 5.8 | 45t | 1 |
| 10/13/96 | at Atlanta | 23 | 109 | 4.7 | 37 | 0 |
| 12/1/96 | at N.Y. Jets | 28 | 141 | 5.0 | 35t | 2 |
| 8/31/97 | Oakland | 35 | 216 | 6.2 | 29t | 1 |
| 9/7/97 | at Miami | 23 | 106 | 4.6 | 13t | 1 |
| 10/5/97 | at Seattle | 26 | 116 | 4.5 | 22 | 0 |
| 10/12/97 | Cincinnati | 30 | 106 | 3.5 | 10 | 0 |
| 10/19/97 | Washington | 31 | 125 | 4.0 | 15 | 2 |
| 11/9/97 | N.Y. Giants | 32 | 122 | 3.8 | 12 | 1 |
| 11/27/97 | at Dallas | 34 | 110 | 3.2 | 9 | 0 |
| 12/14/97 | at Baltimore | 26 | 129 | 5.0 | 30 | 0 |
| 9/20/98 | at New England | 23 | 100 | 4.3 | 24 | 0 |
| 10/11/98 | at Baltimore | 30 | 121 | 4.0 | 35 | 0 |
| 10/18/98 | Cincinnati | 25 | 107 | 4.3 | 13 | 0 |
| 10/25/98 | Chicago | 21 | 137 | 6.5 | 19 | 0 |
| 11/1/98 | at Pittsburgh | 34 | 153 | 4.5 | 37t | 1 |
| 11/8/98 | at Tampa Bay | 27 | 134 | 5.0 | 30 | 1 |
| 10/17/99 | at New Orleans | 28 | 155 | 5.5 | 40 | 0 |
| 11/14/99 | at Cincinnati | 29 | 123 | 4.2 | 23 | 2 |
| 11/28/99 | at Cleveland | 26 | 113 | 4.3 | 16 | 2 |
| 12/9/99 | Oakland | 28 | 199 | 7.1 | 39 | 2 |
| 12/26/99 | Jacksonville | 26 | 102 | 3.9 | 18 | 0 |
| 1/8/00 | Buffalo* | 29 | 106 | 3.7 | 9 | 0 |
| 1/16/00 | at Indianapolis* | 26 | 162 | 6.2 | 68t | 1 |

SPENCER GEORGE



5' 9" **200 lbs**
3rd NFL Season **3rd with Titans**
10-28-73
Rice **FA - '98**
Hamshire-Fannett H.S. Beaumont, TX
'99 GP/GS: 8/0 **Career: 19/0**

#26 RUNNING BACK

PRO: Excellent special teams player who provides depth at running back and both return positions...saw action in eight games in 1999, all on special teams...signed to active roster from practice squad on Nov. 4, 1998, then placed back on practice squad Dec. 16...originally signed to practice squad Sept. 29 after being waived in final roster cutdown Aug. 30...saw action in six games, after playing in final five games of 1997 season...originally signed as undrafted free agent May 5, 1997.

Reunited

New Titans' offensive coordinator Mike Heimerdinger served in the same position at Rice University when Spencer played for the Owls.

1999: Played in eight games, all on special teams...returned four kickoffs for 63 and one punt for 18 yards in season-opening win over Cincinnati (9/12)...recorded two special teams tackles at New Orleans (10/17)...inactive for eight of last nine regular-season games, seeing action on special teams at Pittsburgh (1/2)...inactive for all four

playoff games. **1998:** Played in five games, primarily on special teams...posted five special teams tackles...saw first action at Tampa Bay (11/8)...led team with 89 yards on 24 carries in four pre-season games. **1997:** Signed to active roster from practice squad on Nov. 18 after being waived Aug. 25...made NFL debut against Buffalo (11/23) with tackle on special teams.

COLLEGE: Finished career at Rice third on Owls' all-time rushing list with 1,750 yards on 406 carries...scored 15 touchdowns...gained 634 yards on 109 carries as senior, crossing end zone eight times...had career-best 154 yards on 13 carries against New Mexico...Second-Team All-Southwest Conference as sophomore, gaining career-high 804 yards on 185 carries...graduated with degree in managerial studies/economics.


PERSONAL: Earned All-America honors at Hamshire-Fannett (TX) High...also lettered in basketball, baseball and track...born Spencer James George, October 28, 1973, in Beaumont, Texas.

S. GEORGE'S TITANS STATISTICS

| Year | G/S | Att. | Rushing | | | | Receiving | | | | |
|---------------|-------------|----------|----------|------------|----------|----------|-----------|----------|------------|----------|----------|
| | | | Yds. | Avg. | LG | TD | No. | Yds. | Avg. | LG | TD |
| 1997 | 5/0 | 0 | 0 | 0.0 | 0 | 0 | 0 | 0 | 0.0 | 0 | 0 |
| 1998 | 6/0 | 0 | 0 | 0.0 | 0 | 0 | 0 | 0 | 0.0 | 0 | 0 |
| 1999 | 8/0 | 0 | 0 | 0.0 | 0 | 0 | 0 | 0 | 0.0 | 0 | 0 |
| Totals | 11/0 | 0 | 0 | 0.0 | 0 | 0 | 0 | 0 | 0.0 | 0 | 0 |

| Year | Kickoff Returns | | | | | Punt Returns | | | | | |
|---------------|-----------------|-----------|-------------|-----------|----------|--------------|----------|-----------|-------------|-----------|----------|
| | No. | Yds. | Avg. | LG | TD | No. | FC | Yds. | Avg. | LG | TD |
| 1997 | 0 | 0 | 0.0 | 0 | 0 | 0 | 0 | 0 | 0.0 | 0 | 0 |
| 1998 | 0 | 0 | 0.0 | 0 | 0 | 0 | 0 | 0 | 0.0 | 0 | 0 |
| 1999 | 4 | 63 | 15.8 | 22 | 0 | 1 | 0 | 18 | 18.0 | 18 | 0 |
| Totals | 4 | 63 | 15.8 | 22 | 0 | 1 | 0 | 18 | 18.0 | 18 | 0 |

Additional Statistics: Special teams tackles: 2 (1997), 5 (1998), 6 (1999).



PHIL GLOVER

| | |
|-----------------------|----------------------|
| 5' 11" | 241 lbs |
| 2nd NFL Season | 2nd with Team |
| 12-17-75 | |
| Utah | 07 - '99 |
| Clark H.S. | Las Vegas, NV |
| '99 GP/GS: 1/0 | Career: 1/0 |

LINEBACKER

PRO: Played in one game for Titans in 1999, recording two special teams tackles...selected in the seventh round (222nd overall) of the 1999 NFL Draft...allocated by Tennessee to Scotland of the NFL Europe League for the 2000 season.

Nevada Champion

While attending Clark High School in Las Vegas, Glover acquired several state championship honors. He led his football team to a state championship and earned Nevada Player of the Year honors as a running back and safety for the Chargers. As a wrestler, he won the state championship in the 171-pound weight class.

1999: Saw action in one game on special teams, recording two tackles...inactive for 15 contests and all four playoff

games...recorded two special teams tackles at San Francisco (10/3).

COLLEGE: Explosive linebacker with good range...can crash backfield and stick tight to receivers...can also line up at strong safety...clocked at 4.69 in 40-yard dash...First-Team All-Western Athletic Conference selection...transferred to Utah from Washington State after sophomore season.

PERSONAL: Married to Carmen, couple lives in Nashville with son, Tevin, and daughter, Absatie...All-State selection two years at Clark High in Las Vegas...led Chargers to state title, earning Nevada Player of the Year honors as running back and safety...averaged 8.6 yards per carry...also lettered four years in wrestling...born Phil Dwyain Glover Dec. 17, 1975, in San Fernando, Calif.

GLOVER'S TITANS STATISTICS

| Year | G/S | Solo | Asst. | Total | Sacks | Yds | FR | FF | INT | PD |
|------|-----|------|-------|-------|-------|-----|----|----|-----|----|
| 1999 | 1/0 | 0 | 0 | 0 | 0.0 | 0 | 0 | 0 | 0 | 0 |

Additional Career Statistics: Special teams tackles: 2 (1999).

Wild Card Super Bowl Teams

| Super Bowl | Wild Card Team | Oppon. | Result |
|------------|----------------|--------------|----------|
| X | Dallas | Pittsburgh | L, 21-17 |
| XV | Oakland | Philadelphia | W, 27-10 |
| XX | New England | Chicago | L, 46-10 |
| XXVII | Buffalo | Dallas | L, 52-17 |
| XXXII | Denver | Green Bay | W, 35-24 |
| XXXIV | Tennessee | St. Louis | L, 23-16 |

RANDALL GODFREY



| | |
|---|---------------------------|
| 6' 2" | 245 lbs |
| 5th NFL Season | 1st with Team |
| 4-6-73 | |
| Georgia | UFA - '00 (Dallas) |
| Lowndes County H.S. Valdosta, GA | |
| '99 GP/GS: 16/16 | Career: 64/54 |

#56

LINEBACKER

PRO: An aggressive player who is one of the premier linebackers in the league...posted career-best season in 1999 for Cowboys with a team-leading 143 tackles...has started the past 54 consecutive games for Dallas at linebacker...excellent defender against both run and pass who is typically used to neutralize tight ends and running backs in the passing game...versatile player who can play both inside and outside linebacker positions...great instincts and mobility...signed with Titans as an unrestricted free agent on Feb. 16, 2000...originally selected by Dallas with the second of two second-round choices (49th overall) of the 1996 NFL Draft.

Giving Back

Randall has participated in a variety of community programs designed to help today's youth, including speaking in college to local schoolchildren on the importance of physical and mental fitness. He has also worked with the Children's Cancer Fund, and holds a summer football camp each year in his hometown of Valdosta for area youth.

1999: Started 16 games at middle linebacker after playing entire 1998 season on the outside...led Cowboys with 143 tackles...also recorded six tackles for loss, five passes defensed, one interception, one sack and four quarterback pressures...tied for team lead with nine tackles in his first start at MLB at Washington (9/12)...recorded a team-high 11 tackles on Monday night against Atlanta (9/20)...posted team-leading 13 tackles

on Monday night at N.Y. Giants (10/18)...recorded 11 tackles, including two tackles for loss at Indianapolis (10/31)...led team with 11 tackles in shutout win over then-AFC East-leading Miami (11/25)...led defense with career-high 17 tackles at New England (12/5)...recorded third consecutive double-digit tackle performance with 13 tackles against Philadelphia (12/12)...picked off Ray Lucas for his second career interception in one-point loss against N.Y. Jets (12/19)...sacked and forced a Jake Delhomme fumble at New Orleans (12/24)...recorded eight tackles, including one for loss in NFC Wild Card loss at Minnesota (1/9).
1998: Started all 16 games at outside linebacker, ranked fourth on team with 115 tackles...led team with three forced fumbles and linebacking corps with a career-high three sacks and nine quarterback pressures...led team with 11 tackles in season-opening win against Arizona (9/6)...second on team with eight tackles and recorded first sack of the season at N.Y. Giants (9/21)...led team with season-high 13 tackles against Oakland (9/27)...tied for second on the team with 14 tackles against Washington (10/4)...had six tackles and recovered a fumble to set up a first-quarter field goal at Chicago (10/18)...recorded nine tackles and one sack at Arizona (11/15)...collected 11 stops at Kansas City (12/13)...recorded his first career interception against Washington (12/27), picking off a Trent Green pass in the end zone to halt a Redskin scoring drive...fourth on the team with six tackles, including two tackles for loss in his second career playoff game, a loss to

VETERANS



Arizona (1/2/99). **1997:** Started all 16 games...followed up his rookie season with an outstanding second year, finishing second on the team with 149 tackles...also recorded seven tackles for loss, six quarterback pressures, two passes defended and one sack...led or tied for team lead in tackles five times...registered seven tackles at Pittsburgh (8/31)...tied for team lead with 11 stops at Arizona (9/7)...registered nine tackles at N.Y. Giants (10/5)...recorded his first career sack along with eight tackles at Washington (10/13)...led team with career-high 14 tackles against Arizona (11/9)...totaled 11 tackles and a tackle for loss against Washington (11/16)...made 11 tackles at Green Bay (11/23)...tied career high with 14-tackle effort against Carolina (12/8)...closed out season with seventh consecutive (eighth overall) double-digit tackle game, a 12-stop effort against N.Y. Giants (12/21). **1996:** Played 16 games, starting six...saw special teams and spot linebacker duty during the first half of his rookie season before taking over the starting strongside linebacker job for the final six weeks...led team with three special teams tackles at Miami (10/27)...became first rookie to start at strongside linebacker since Randy Shannon with start against San Francisco (11/10)...recorded five tackles and forced a Leeland McElroy fumble at Arizona (12/8)...tallied nine tackles at Washington (12/22)...recorded one tack-

le in Wild Card win over Minnesota (12/28), but suffered a sprained ankle which caused him to miss divisional play-off game at Carolina (1/5/97).

COLLEGE: Finished senior season with 35 tackles and three tackles for loss, despite missing four games with a pulled hamstring...finished second on team with 102 tackles as junior, also recording two sacks, 10 tackles for loss, five passes defended and a fumble recovery...first-team All-SEC selection as a sophomore when he led the Bulldogs with 114 tackles and registered double-digit tackle totals in five games...became the first true freshman to lead the Georgia team in tackles with 114...named SEC Freshman of the Year, Freshman All-SEC and Freshman All-America in 1992 for his exploits.

PERSONAL: Single, splits time between Nashville and Valdosta, Ga... *USA Today* and Super Prep first-team all-america and Class AAA All-State and all-south first team after leading Lowndes County High (Valdosta, Ga.) with 111 tackles, six sacks and two interceptions...also lettered in track and was team MVP in basketball...volunteer speaker at Barrow Elementary School in Athens, Ga., educating children on the importance and interrelation of fitness and education...born Randall Godfrey on 4/6/73 in Valdosta, Ga.

GODFREY'S NFL STATISTICS

| Year | Team | G/S | Solo | Asst. | Total | Sacks | FR | FF | INT | PD |
|---------------|--------|--------------|------------|------------|------------|------------|----------|----------|----------|----------|
| 1996 | Dallas | 16/6 | 21 | 10 | 31 | 0.0 | 0 | 1 | 0 | 1 |
| 1997 | Dallas | 16/16 | 76 | 73 | 149 | 1.0 | 1 | 0 | 0 | 2 |
| 1998 | Dallas | 16/16 | 66 | 49 | 115 | 3.0 | 1 | 3 | 1 | 3 |
| 1999 | Dallas | 16/16 | 99 | 48 | 143 | 1.0 | 0 | 1 | 1 | 0 |
| Totals | | 64/54 | 262 | 180 | 442 | 5.0 | 2 | 5 | 2 | 6 |

POSTSEASON

| Year | Team | G/S | Solo | Asst. | Total | Sacks | FR | FF | INT | PD |
|---------------|--------|------------|-----------|----------|-----------|------------|----------|----------|----------|----------|
| 1996 | Dallas | 1/1 | 1 | 0 | 1 | 0.0 | 0 | 0 | 0 | 0 |
| 1998 | Dallas | 1/1 | 4 | 2 | 6 | 0.0 | 0 | 0 | 0 | 0 |
| 1999 | Dallas | 1/1 | 7 | 1 | 8 | 0.0 | 0 | 0 | 0 | 1 |
| Totals | | 3/3 | 12 | 3 | 15 | 0.0 | 0 | 0 | 0 | 1 |

Single-Game Highs

Total Tackles - 17 at New England (12/5/99)

Playoffs - 8 at Minnesota (1/9/2000)

Sacks - 1.0 (four times), last at New Orleans (12/24/99)

Interceptions - 1 (twice), vs. Washington (12/27/98); vs. N.Y. Jets (12/19/99)

Additional Statistics

Special Teams Tackles - 18 (career): 9 (1996), 2 (1997), 6 (1998), 1 (1999).



CRAIG HENTRICH

| | |
|-----------------|------------------|
| 6' 3" | 205 lbs |
| 7th NFL Season | 3rd with Team |
| 5-18-71 | |
| Notre Dame | UFA - '98 (G.B.) |
| Marquette H.S. | Alton, IL |
| '99 GP/GS: 16/0 | Career: 96/0 |

PUNTER

PRO: Turned in another dominant performance in 1999, cementing his place as one of the NFL's premier punters...downed an astounding 35 punts inside the 20-yard line, almost double his total of his Pro Bowl season of 1998...earned the "Golden Toe Award" from *Pro Football Weekly* in 1999, given annually to the top kicker or punter in the league...led NFL in both gross (47.2) and net (39.2) average in 1998...the gross average ranked sixth in NFL history, the highest since Detroit's Yale Lary posted 48.9-yard average in 1963...shattered club record for gross average, previously held by Greg Montgomery (46.9 in 1992)...net average tied for fifth in league annals...earned first Pro Bowl berth and *Associated Press* All-Pro honors...also earned All-Pro recognition from *The Sporting News* and *Pro Football Weekly*...also handled kickoff duties, booting 29 for touchbacks...signed with Tennessee as an unrestricted free agent on Feb. 19, 1999 after five seasons with Green Bay Packers...has improved his averages in every NFL season...holds Packer record for gross average in single season (45.0), breaking 36-year record in 1997...also Packers all-time leader in career average (42.8 yards)...originally an eighth-round draft choice (200th overall) of New York Jets in 1993.

In the Crosshairs

Craig's precision punting allowed him to down 35 punts inside the 20 in 1999 against only three touchbacks.

1999: Played in all 16 games and all four playoff games...handled punting, kickoff, field goal and extra point-holder duties...punted a career-high 90 times for a 42.5-yard gross average...net average of 38.1 ranked third in the AFC...total of 35 punts downed inside the 20 combined with only three touchbacks exemplified his pinpoint accuracy, perhaps the best in the league...ranked second in the NFL in punts downed inside the 20, trailing only Baltimore's Kyle Richardson...earned the Golden Toe Award from *Pro Football Weekly*, given annually to the league's top kicker or punter...developed and utilized a "knuckleball" punt last season, contributing to not only his improved accuracy, but also led to problems for opposing return men in fielding the punts...acumen at downing punts inside the 20 gave Titans outstanding field position and led to three safeties...punted twice for a 46.5-yard average in the season-opening win over Cincinnati (9/12)...downed three punts inside the six-yard line, including two downed inside the three-yard line in win over Cleveland (9/19)...punted nine times for 44.4-yard average, including a 59-yard boot and three downed inside the 20 against Baltimore (10/10)...booted a 65-yard punt in win over St. Louis (10/31)...had at least two punts downed inside the 20-yard line in 10 consecutive games, from the win over Cleveland (9/19) to the win at Cleveland (11/28)...his "knuckleball" punt forced a Darrien Gordon fumble, recovered by Donald Mitchell to seal the Titans' 21-14 win over Oakland (12/9)...boomed career-long 78-yard

VETERANS



punt and downed three inside the 20 at Pittsburgh (1/2)...downed four punts inside the 20 and punted seven times for a 41.0-yard average in the Wild Card win over Buffalo (1/8)...punted five times for a 52.0-yard average in the AFC Divisional Playoff win at Indianapolis (1/16). **1998:** Played in 16 games, earning first Pro Bowl berth and All-Pro honors from the Associated Press...led NFL in both gross (47.2) and net average (39.2)...gross average was sixth and net average ranked fifth in league history...downed 18 punts inside the 20...named AFC Special Teams Player of the Month for November, after averaging 50.3 yards per kick (43.8 net)...had streak of eight consecutive punts better than 50 yards from 11/8 to 11/22...completed 13-yard pass to Jackie Harris on fake punt to convert fourth down versus Chargers (9/13)...averaged 49 yards on six punts at Baltimore (10/11)...earned AFC Special Teams Player of the Week honors after 31-22 win at Tampa Bay (11/8)...pinned three punts inside the 20 (one at Bucs' 1-yard line) and booted 71-yard punt...averaged 55.3 yards on four punts versus Pittsburgh (11/15)...punted seven times for 48.3-yard average against Jets (11/22)...booted 29 of 85 kickoffs (34.1 percent) for touchbacks, exceeding club's 1997 touchback total by 25. **1997:** Set Packers' single-season record for gross average (45.04), surpassing Jerry Norton's 44.69-yard average from 1963...ranked third in NFC and tied for sixth in NFL in gross average, while his 36.0-yard net average was fifth-best in NFC...tied for third in NFC in punts inside the 20 with 26...had season-best 42.3-yard net average vs. Minnesota (9/21), and also placed three punts inside the 20...averaged a season-high 49.7 yards on three punts at Detroit (9/28), including 63-yarder...had season-best 65-yard punt vs. Tampa Bay (10/5) and at Indianapolis (11/16)...earned NFL Special Teams Player of the Week and set a career high by dropping all five punts inside the 20 in NFC Championship Game at San Francisco (1/11). **1996:** Tied Packer record for single-season net average (36.3, equaling Brian Wagner's 1993 mark)...turned in second-best gross punt-

ing average (42.4) by a Packer in two decades...punted a team-record 28 times inside the 20 (stat began in 1976)...ranked sixth in net average and 10th in gross average among NFC punters...had season-best gross (54.7) and net (43.3) averages in Monday Night win over Philadelphia (9/9)...had season-long 65-yard punt against Minnesota (12/22)...averaged 42 yards on 15 punts in three playoff games (two at Green Bay)...registered second-longest punt in club playoff history (63 yards) vs. San Francisco (1/4) in divisional playoffs...averaged 42.7 yards on seven punts, including 58 and 54-yarders, in Super Bowl XXXI win over New England (1/26). **1995:** Averaged 42.2 yards per punt to rank seventh in the NFC...dropped 26 punts inside the 20, which was good for third in NFC...had career-low seven TB as punter...filled in as field goal kicker for 2 1/2 games while Chris Jacke was sidelined with hamstring injury...made first field goals of his NFL career at Chicago (9/11), connecting from 32 and 38 yards...punted three times for 48-yard average at Dallas in NFC Championship Game (1/14)...had first punt of career blocked vs. St. Louis (9/3). **1994:** Beat out incumbent Brian Wagner in training camp for punting job...ended season with 24 punts inside the 20 to rank fifth in NFC...finished tied for seventh in NFC punting with 41.4 gross average...named NFC Special Teams Player of the Week for performance against N.Y. Jets (11/13), which included 70-yarder...had second-best gross average (44 yards) in Packer postseason history at Cowboys (1/8), a game in which he handled kickoff duties for first time in pro career. **1993:** Signed off Packers' practice squad on Jan. 14 for NFC divisional playoff game at Dallas...placed on inactive list...spent majority of season on practice squad following training camp release by Jets (8/24)...initially joined Packers practice squad on Sept. 7.

COLLEGE: Lettered four years at Notre Dame (1989-92)...was both place-kicker and punter during career with Fighting Irish...finished career with

school-record 44.1-yard punting average...also had 39 career field goals (on 56 attempts) to rank second behind the 51 of John Carney...made 98.3 percent (177/180) of PAT tries, another ND record...ranked second on school's all-time scoring list with 294 points, the most ever by an Irish kicker...Earned honorable mention All-America selection by *Football News* as punter each of his last three seasons...torn knee ligament suffered vs. Tennessee forced him to miss final two regular-season games in 1991, but successfully returned for '92 senior campaign...majored in management information systems.

PERSONAL: Married to Jayme, couple lives in Franklin, Tenn with daughter

Abbey Rae (3/27/00)...was part of team group that assisted in tornado clean-up in East Nashville in the spring of '98...lettered four times in football and baseball, as well as once in basketball, at Marquette High School in Alton, Ill...was kicker, punter, quarterback and safety in HS...All-America selection by *Parade*, *SuperPrep* and *USA Today*...punted 98 times for 42.7-yard average for Explorers...set Illinois state record with 26 career field goals (on 44 attempts)...lists hobbies as playing golf, fishing, and cooking...advanced to final round of "NFL Cadillac Classic" golf tournament two consecutive years, finishing third in 1999, fifth in '96 and eighth in '95...born Craig Anthony Hentrich, May 18, 1971 in Alton, Ill.

HENTRICH'S NFL STATISTICS

PUNTING

| Year | Team | G | No. | Yds. | Avg. | TB | In20 | LG | Blk. | Net |
|---------------|-----------|-----------|------------|----------------|-------------|-----------|------------|-----------|----------|-------------|
| 1993 | Green Bay | | | Practice Squad | | | | | | |
| 1994 | Green Bay | 16 | 81 | 3351 | 41.4 | 10 | 24 | 70 | 0 | 35.5 |
| 1995 | Green Bay | 16 | 65 | 2740 | 42.2 | 7 | 26 | 61 | 2 | 34.6 |
| 1996 | Green Bay | 16 | 68 | 2886 | 42.4 | 9 | 28 | 65 | 0 | 36.3 |
| 1997 | Green Bay | 16 | 75 | 3378 | 45.0 | 21 | 26 | 65 | 0 | 36.0 |
| 1998 | Tennessee | 16 | 69 | 3258 | 47.2 | 11 | 18 | 71 | 0 | 39.2 |
| 1999 | Tennessee | 16 | 90 | 3824 | 42.5 | 3 | 35 | 78 | 0 | 38.1 |
| Totals | | 96 | 448 | 19437 | 43.4 | 61 | 157 | 78 | 2 | 36.7 |

POSTSEASON

| | | | | | | | | | | |
|---------------|-----------|-----------|-----------|-------------|-------------|----------|-----------|-----------|----------|-------------|
| 1994 | Green Bay | 2 | 93 | 371 | 41.2 | 2 | 3 | 62 | 0 | 34.9 |
| 1995 | Green Bay | 3 | 12 | 510 | 42.5 | 2 | 2 | 57 | 0 | 37.0 |
| 1996 | Green Bay | 3 | 15 | 630 | 42.0 | 2 | 4 | 63 | 0 | 35.5 |
| 1997 | Green Bay | 3 | 14 | 538 | 38.4 | 0 | 10 | 52 | 0 | 36.8 |
| 1999 | Tennessee | 4 | 20 | 877 | 43.9 | 1 | 7 | 57 | 0 | 40.5 |
| Totals | | 15 | 70 | 2926 | 41.8 | 7 | 26 | 63 | 0 | 37.2 |

KICKOFFS

| Year | Team | No. | No. in EZ | TB | Pct. of TB | |
|---------------|-----------|------------|----------------|-----------|-------------|--|
| 1993 | Green Bay | | Practice Squad | | | |
| 1994 | Green Bay | 0 | 0 | 0 | 0 | |
| 1995 | Green Bay | 74 | 24 | 9 | 12.2 | |
| 1996 | Green Bay | 77 | 31 | 6 | 7.8 | |
| 1997 | Green Bay | 0 | 0 | 0 | 0 | |
| 1998 | Tennessee | 85 | 39 | 29 | 34.1 | |
| 1999 | Tennessee | 84 | 14 | 4 | 4.8 | |
| Totals | | 320 | 108 | 48 | 15.0 | |

Single-Game Highs

Punts - 10 at Minnesota (10/20/94)

Playoffs - 7 (twice), vs. New England (1/26/97); vs. Buffalo (1/8/00)

Gross Average (min. 4 punts) - 54.8 vs. N.Y. Jets (11/13/94)

Playoffs - 52.0 at Indianapolis (1/16/00)

Net Average (min. 4 punts) - 47.3 vs. N.Y. Jets (11/13/94)

Playoffs - 43.2 at Indianapolis (1/16/00)

Long - 78 at Pittsburgh (1/2/2000)

Playoffs - 63 vs. San Francisco (1/4/97)

Inside 20 - 5 at San Francisco (1/11/98)

Additional Career Statistics: Passing: 1-2, 13 yds. (1-1, 1998; 0-1 1996); Rushing: 1-(-)22 yds. (1994); Field Goals: 3/6 (1998, 49B; 1995, 32G, 38G, 38N, 47N, 49G); PATS: 5/5 (1995); Special teams tackles: 2 (1994); 2 (1994 playoffs); 3 (1995); 3 (1996); 1 (1998), 3 (1999), 2 (1999 playoffs).



KENNY HOLMES

| | |
|-----------------|----------------|
| 6' 4" | 270 lbs |
| 4th NFL Season | 4th with Team |
| 10-24-73 | |
| Miami (FL) | D1 - '97 |
| Vero Beach H.S. | Vero Beach, FL |
| '99 GP/GS: 14/7 | Career: 44/23 |

#99

DEFENSIVE END

PRO: Quick, agile player with powerful hands...excellent pass rusher...regained starting role at RDE in 1999, starting last seven regular season games and all four playoff games...second among rookies in 1997, behind Peter Boulware, in sacks with seven...took over starting role at RDE for last four games of 1997 season...drafted in first round (18th overall) of 1997 NFL Draft.

Kenny's Kid's Club

Kenny again hosted a four-man golf scramble this past summer in Nashville. Proceeds benefited Kenny's Kids Club, an intervention and mentoring program that targets children in grades five through eight. The event helped finance the club's activities for the 1999-2000 school year.

1999: Played in 14 games, starting seven at RDE...recorded 38 tackles, four sacks, two interceptions, two fumble recoveries and a forced fumble...recorded first career interception in win at Jacksonville (9/26), picking off Mark Brunell pass...inactive against St. Louis due to ankle injury (10/31)...enjoyed monster game in return to the starting lineup in the win over Pittsburgh (11/21), posting three tackles, one sack, and sealing the Tennessee victory by intercepting Kordell Stewart...made six tackles at Cleveland (11/28)...forced a fumble in the win over Atlanta (12/19)...recorded four tackles, a sack and forced fumble by Jay Fiedler against Jacksonville (12/26)...made three tackles and tallied

six quarterback pressures in AFC Divisional Playoff win at Indianapolis (1/16)...recorded one tackle and a sack of and forced fumble by Mark Brunell in AFC Championship Game win at Jacksonville (1/23). **1998:** Played in 14 games, starting 11 at RDE...rotated into lineup on passing situations last month of season...collected career-best 46 tackles (two for loss), despite missing two games...added 2.5 sacks and two passes defended...had four tackles and sack in season-opening win at Cincinnati (9/6)...recorded four tackles against San Diego (9/13)...posted season-best six stops and 1/2 sack at New England (9/20)...missed Jacksonville contest (9/27) due to knee injury...made two tackles in 12-8 win at Baltimore (10/11), including crucial fourth-and-one stop of Priest Holmes in fourth quarter...registered six stops versus Chicago (10/25)...had five stops and pass break-up at Tampa Bay (11/8)...collected four tackles against Pittsburgh (11/15)...posted three stops and 1/2 sack against Ravens (12/6)...recorded four tackles and 1/2 sack at Green Bay (12/20)...inactive for season finale against Minnesota (12/26). **1997:** Played in 16 games with five starts at RDE...started last four games of season...tied with Gary Walker for team lead in sacks with seven...named to *College and Pro Football Newsweekly* and *Football News All-Rookie squads*...recorded first career sack vs. Oakland (8/31), dropping QB Jeff George...shook off fractured wrist at Miami (9/7) by playing rest of season with soft cast...recorded career-high three

sacks at Arizona (10/26), totaling 18 yards...sack total was most since Ray Childress had three vs. Jets on 1/2/94...caused and recovered first career fumble on first sack...had five tackles and one sack in first career start (for injured James Roberson) vs. N.Y. Giants (11/9)...deflected pass that was intercepted by Darryll Lewis at Dallas (11/27)...recorded season-high seven tackles in season finale vs. Pittsburgh (12/21).

COLLEGE: Two-time First-Team All-Big East Conference selection at Miami (FL)...played in 44 games with 33 starts, registering 207 tackles, 29 sacks for 182 yards in losses, two interceptions and nine passes defended...also credited with six forced fumbles and two recoveries...added 17 stops and one sack in

three bowl appearances (two starts)...holds degree in criminal justice.

PERSONAL: Single, splits time between Nashville and Vero Beach, Fla....performs very meaningful ritual prior to each game before kickoff, sits on bench and says prayer to late mother, Margie...enjoys listening to music and fishing...Honorable Mention All-America by *USA Today* and *Florida Today's* Space Coast Conference Defensive Player of Year at Vero Beach (FL) High...added First-Team All-Area accolades from Palm Beach Post, posting 103 tackles and 22 sacks as senior...lettered three times in basketball, averaging 15.0 points per game as senior...also lettered in track...born Kenneth Holmes, Oct. 24, 1973, in Vero Beach, Fla.

HOLMES' TITANS STATISTICS

| Year | G/S | Solo | Asst. | Total | Sacks | FR | FF | INT | Yds. | PD |
|---------------|--------------|-----------|-----------|------------|-------------|----------|----------|----------|-----------|----------|
| 1997 | 16/5 | 28 | 5 | 33 | 7.0 | 1 | 1 | 0 | 0 | 2 |
| 1998 | 14/11 | 21 | 25 | 46 | 2.5 | 0 | 0 | 0 | 0 | 2 |
| 1999 | 14/7 | 20 | 18 | 38 | 4.0 | 1 | 2 | 2 | 17 | 3 |
| Totals | 44/23 | 69 | 48 | 117 | 13.5 | 2 | 3 | 2 | 17 | 7 |

CAREER POSTSEASON STATISTICS

| Year | G/S | Solo | Asst. | Total | Sacks | FR | FF | INT | Yds. | PD |
|------|-----|------|-------|-------|-------|----|----|-----|------|----|
| 1999 | 4/4 | 4 | 3 | 7 | 2.0 | 0 | 1 | 0 | 0 | 0 |

Single-Game Highs

Total Tackles - 7 vs. Pittsburgh (12/21/97)

Playoffs - 3 (twice), vs. Buffalo (1/8/00); at Indianapolis (1/16/00).

Sacks - 3.0 at Arizona (10/26/97)

Playoffs - 1.0 (twice), vs. Buffalo (1/8/00); at Jacksonville (1/23/00).

Most Consecutive Wins to Open a NFL Stadium All-Time

| Team | Stadium | Year Opened | Wins |
|-------------------|----------------|-------------|------|
| Dallas Cowboys | Texas Stadium | 1971 | 9 |
| Akron Indians | League Park | 1920 | 9 |
| Buffalo Bisons | Canisius Field | 1920 | 9 |
| TENNESSEE TITANS | ADELPHIA | 1999 | 8 |
| Carolina Panthers | Ericsson | 1996 | 8 |
| L.A. Raiders | Coliseum | 1982 | 7 |
| Green Bay Packers | City Stadium | 1925 | 7 |



BRAD HOPKINS

| | |
|------------------|-----------------|
| 6' 4" | 295 lbs |
| 8th NFL Season | 8th with Team |
| 9-5-70 | |
| Illinois | 01 - '93 |
| Moline H.S. | Moline, IL |
| '99 6P/6S: 16/16 | Career: 109/103 |

#72

OFF. TACKLE

PRO: One of top left tackles in NFL...big, strong player with rare quickness for size...protects Steve McNair's blind side...teams with left guard Bruce Matthews to form one of the top guard-tackle combinations in the league...aided Eddie George to over 1,200 yards rushing in each of his first four seasons...now has started 103 of last 107 games, dating to Oct. 17, 1993...had streak of 70 consecutive starts at left tackle snapped after suffering groin injury at Tampa Bay (11/8/98), causing him to miss three games... signed multi-year deal during 1997 offseason...scored touchdown on fumble recovery in 1996...drafted in first round (13th overall) in 1993...club traded up with Philadelphia from 19th to 13th spot in first round (plus third-round selection) to ensure pick.

From Gridiron to Studio

An aspiring broadcaster, Brad appeared on broadcasts of NFL2Night prior to the 1999 season and the week of the Super Bowl

1999: Started all 16 games and all four playoff games at left tackle...helped running back Eddie George to third consecutive Pro Bowl berth and 1,304 yards rushing...aided Titans' offense to average over 155 yards rushing in final four games of regular season and 168 yards rushing in the postseason...line allowed one or no sacks in five games this season, and in three of four playoff games...blocking assisted George to 199 yards rushing in win over Oakland (12/9)...helped club to 476 yards of total offense and five touch-

downs in 41-14 win over Jacksonville (12/26). **1998:** Started 13 games at left tackle, missing three games (Weeks 10-12) due to groin injury suffered at Tampa Bay (11/8)...placed on inactive list versus Pittsburgh (11/15), Jets (11/22) and at Seattle (11/29)...team was averaging 184.4 yards rushing over past five games prior to Steelers contest...helped club rank fifth in AFC and ninth in NFL in rushing offense (123.1 yards per game)...line allowed one or no sacks in five of his starts. **1997:** Started 16 games at LT...honors included Dr. Z's (*Sports Illustrated*) First Team All-AFC and Honorable Mention All-AFC by Associated Press...member of line that guided Oilers to fourth-highest rushing total (2,414 yards) in franchise history...opened holes for Eddie George, enabling him to record eight 100-yard performances and fifth-highest rushing total in NFL...part of line that allowed one or no sacks in six games...limited DE Bruce Smith to no sacks and one tackle in victory over Buffalo (11/23). **1996:** Started 16 games at LT...helped save touchdown at Jacksonville (9/8), recovering George's fumble at Jaguars' 8-yard line after trailing play downfield...part of offensive line that helped Oilers average more than five yards per carry on three different occasions -- at Jacksonville (9/8), at Cincinnati (10/6), at Jets (12/1). **1995:** Started 16 games at LT...helped club amass 487 net yards of offense at Bengals (9/24)...at Chiefs (11/19), part of offensive line that did not allow one sack to K.C. defense that was averaging 3.3 sacks per game. **1994:** Had string of 13 con-

secutive starts at LT snapped against Buffalo (9/18)...replaced by Bruce Matthews...started remaining 13 games of season at LT. **1993:** Honors included First-Team All-Rookie from *Pro Football Weekly/PFWA*, *Football Digest*, and *College and Pro Football Newsweekly*...started first career game in 28-14 win at New England (10/17).

COLLEGE: Played tackle during four-year career at Illinois...as senior, honors included First-Team All-America and First-Team All-Big Ten selection...as junior, earned All-Big Ten accolades...as freshman, was reserve offensive lineman...moved to that position following

H.S. career as tight end...holds B.S. in speech communications.

PERSONAL: Married to Kellie (3/9/95), couple spends offseason in Houston, Texas, with sons Brycen and Collin...donated considerable time making "stay in school" and anti-drug speeches to youth...attended Moline (IL) High, lettering in football and basketball for Maroons...honors as tight end included All-State, All-Area and All-Conference...teamed with former Iowa All-American Acie Earl to reach state basketball playoffs...born Bradley D. Hopkins, Sept. 5, 1970, in Columbia, S.C.

HOPKINS' TITANS STATISTICS

Games/Starts (Playoffs): 1993: 16/11 (1/1), 1994: 16/15, 1995: 16/16, 1996: 16/16, 1997: 16/16, 1998: 13/13, 1999: 16/16 (4/4). **Totals:** 109/103 (playoff total: 5/5).

Starts Breakdown: 1993 LT11, 1994 LT15, 1995 LT16, 1996 LT16, 1997 LT16, 1998 LT13, 1999 LT 16.

Additional Career Statistics: Fumbles recovered: 1 (1994); 3 (1995), 1 (1996), 1 (1997).



MIKE JONES

| | |
|-----------------------------|-------------------------|
| 6' 4" | 280 lbs |
| 10th NFL Season | 2nd with Team |
| 8-25-69 | |
| North Carolina State | UFA - '99 (St.L) |
| C.A. Johnson H.S. | Columbia, S.C. |
| '99 GP/GS: 11/3 | Career: 135/75 |

#96

DEF. TACKLE

PRO: Versatile veteran who provides valuable depth on Titans' defensive line...135 career games played in NFL with 75 starts...signed by Titans as unrestricted free agent from St. Louis Feb. 15, 1999...tallied career-high 47 tackles in 1998 with Rams...acquired by St. Louis in trade with New England Aug. 30, 1998...spent four seasons with Patriots, seeing action in six playoff games, including Super Bowl XXXI...originally signed with New England as free agent Feb. 17, 1994...re-signed with Patriots March 10, 1997...played first three NFL seasons (1991-93) with then-Phoenix

Cardinals...originally drafted by Cardinals in second round (32nd overall) of 1991 NFL Draft.

Hometown Hero

Mike founded the Mike Jones All-Star Football Camp in his hometown of Columbia, South Carolina.

1999: Played in 11 games, starting three at LDT...made four tackles in season-opening win against Cincinnati (9/12)...recorded two tackles and recovered a Tim Couch fumble against

Cleveland (9/19)...inactive for five consecutive games, beginning with game at San Francisco (10/3)...posted four tackles and a sack of Kordell Stewart in win over Pittsburgh (11/21)...appeared in all four playoff games. **1998:** Played in 16 games, starting final 15 games at right defensive end...collected career-high 47 tackles...added 2.5 sacks, two fumble recoveries, one forced fumble, one pass defended and 21 quarterback pressures...posted five tackles and one sack against Minnesota (9/13)...also returned fumble 38 yards to set up Rams' touchdown...registered three stops, 1/2 sack and fumble recovery in win over Jets (10/11)... recorded four pressures at Philadelphia (12/3)...had six tackles and one sack at Carolina (12/20)...posted four tackles and pass defended in season finale at San Francisco (12/27)...traded to Rams one week before season opener (8/30). **1997:** Saw action in 16 games, starting seven (4 LDE, 2 RDE, 1 LDT) for Patriots...finished season with 30 tackles, four sacks and fumble recovery...opened season with three tackles and career-best two sacks against San Diego (8/31)...blocked potential game-winning field goal attempt by John Hall in 27-24 overtime win over Jets (9/14)...earned first start of season at RDE in place of Willie McGinest versus Chicago (9/21)...posted four tackles in next start at Denver (10/6)...started next four games at LDE in place of injured Ferric Collons...showed versatility by starting at LDT for Mark Wheeler against Pittsburgh (12/13)...posted one stop in Wild Card win over Miami (12/28)...had three tackles in playoff loss at Steelers (1/3)...granted free agency Feb. 14, but resigned with New England Mar. 10. **1996:** Played in 16 games, starting 12 (7 LDE, 3 RDE, 1 LDT, 1 RDT)...recorded 36 tackles, two sacks, two passes defended and one fumble recovery...had four tackles in season-opener at Miami (9/1)...collected five tackles against Washington (10/13)...had three tackles and sack at Indianapolis (10/20)...had six stops versus Denver (11/17)...posted two tackles and sack at Giants

(12/21)...saw action in all three playoff games...had two tackles and 1/2 sack in divisional win over Pittsburgh (1/5)...posted two stops in Super Bowl XXXI loss to Green Bay (1/26). **1995:** Played in 13 games, starting final three games at nose tackle...inactive for three games -- Miami (9/10), at San Francisco (9/17) and at Atlanta (10/1)...posted 23 tackles, three sacks, two passes defended and forced fumble...had season-high four stops against Denver (10/8) and Jets (12/10). **1994:** Started all 16 games and one playoff contest at RDE...posted 45 tackles, six sacks, two passes defended and one fumble recovery...six sacks tied career high and ranked second on team to Chris Slade (9.5)...played end in 3-4 alignment, switching to tackle in four-man front...posted four stops versus Buffalo (9/11)...had six tackles against Miami (10/30)...racked up six tackles and 1.5 sacks versus Indianapolis (12/11), his first career multi-sack game...collected three stops and one sack at Bills (12/18)...registered one tackle in playoff loss at Cleveland (1/1)...signed with Patriots June 7, after gaining free agency status Feb. 17. **1993:** Played in 16 games with three starts (DE) for Cardinals...posted 24 tackles, three sacks, two passes defended and forced fumble. **1992:** Saw action in 15 games, starting 11 at RDE and four at LDE...recorded 37 tackles, six sacks and one forced fumble...had two tackles and one sack at Tampa Bay (9/6) and against Philadelphia (9/13)...collected six tackles at Atlanta (11/15)...posted five stops and one sack at Giants (10/11) and at Eagles (10/25)...inactive (knee) for season finale against Buccaneers (12/27). **1991:** Played in all 16 games as rookie, starting at nose guard at Denver (12/15)...recorded career-high seven tackles against Broncos, including tipped pass that was intercepted by Craig Patterson...posted two stops in season finale against New Orleans (12/22).

COLLEGE: Lettered four years at North Carolina State (1987-90)...racked up 152 tackles (28 for loss), 21 sacks and

43 pressures...had 51 tackles and 10 sacks as senior for Wolfpack, earning All-Atlantic Coast Conference honors...honorable mention All-America selection by *Football News*...converted from linebacker to defensive line as freshman...majored in economics and business.

PERSONAL: Married to Javonda, couple lives in Nashville with daughter, Courtney (1/4/98), and son, Mike, Jr.

(12/19/98)...All-State selection at tight end at C.A. Johnson High in Columbia, S.C., where he played for his father, Dave...caught 42 passes for 460 yards...collected 160 tackles and four interceptions at linebacker...also lettered in track and field, winning district title in shot put...founded Mike Jones All-Star Football Camp in Columbia...donates time to Boys & Girls Club of South Carolina...born Aug. 25, 1969, in Columbia, S.C.

JONES' NFL STATISTICS

| Year | Team | G/S | Solo | Asst. | Total | Sacks | Yds | FR | FF | Blk | PD |
|---------------|-------------|---------------|------------|------------|------------|-------------|------------|----------|----------|----------|-----------|
| 1991 | Phoenix | 16/1 | 13 | 8 | 21 | 0.0 | 0 | 0 | 0 | 0 | 1 |
| 1992 | Phoenix | 15/15 | 26 | 11 | 37 | 6.0 | 47 | 0 | 1 | 0 | 0 |
| 1993 | Phoenix | 16/3 | 13 | 11 | 24 | 3.0 | 14 | 0 | 1 | 0 | 2 |
| 1994 | New England | 16/16 | 26 | 19 | 45 | 6.0 | 45 | 1 | 0 | 0 | 2 |
| 1995 | New England | 13/3 | 17 | 6 | 23 | 3.0 | 16 | 0 | 1 | 0 | 2 |
| 1996 | New England | 16/12 | 28 | 8 | 36 | 2.0 | 14 | 1 | 0 | 0 | 2 |
| 1997 | New England | 16/7 | 22 | 8 | 30 | 4.0 | 34 | 1 | 0 | 1 | 0 |
| 1998 | St. Louis | 16/15 | 25 | 22 | 47 | 2.5 | 22 | 2 | 1 | 0 | 1 |
| 1999 | Tennessee | 11/3 | 12 | 7 | 19 | 1.0 | 1 | 1 | 0 | 0 | 0 |
| Totals | | 135/75 | 182 | 100 | 282 | 28.0 | 193 | 6 | 4 | 1 | 10 |

CAREER POSTSEASON STATISTICS

| | | | | | | | | | | | |
|---------------|-------------|-------------|----------|----------|-----------|------------|----------|----------|----------|----------|----------|
| 1994 | New England | 1/1 | 1 | 0 | 1 | 0.0 | 0 | 0 | 0 | 0 | 0 |
| 1996 | New England | 3/0 | 3 | 1 | 4 | 0.5 | 4 | 0 | 0 | 0 | 0 |
| 1997 | New England | 2/0 | 2 | 2 | 4 | 0.0 | 0 | 0 | 0 | 0 | 0 |
| 1999 | Tennessee | 4/0 | 1 | 1 | 2 | 0.0 | 0 | 0 | 0 | 0 | 0 |
| Totals | | 10/1 | 7 | 4 | 11 | 0.5 | 4 | 0 | 0 | 0 | 0 |

Single-Game Highs

Total Tackles - 6 (4 times), last vs. Denver (11/17/96)
 Playoffs - 3 at Pittsburgh (1/3/98)
 Sacks - 2 vs. San Diego (8/31/97)
 Playoffs - 0.5 vs. Pittsburgh (1/5/97)

CONSECUTIVE WINS AGAINST DIVISIONAL OPPONENTS (Since the AFL-NFL Merger in 1970)

| <u>Team</u> | <u>Years</u> | <u>Consecutive Wins</u> |
|---------------|--------------|-------------------------|
| Miami* | 1972-73 | 15 |
| Dallas* | 1993-94 | 14 |
| Tennessee | 1998-99 | 13 |
| Oakland* | 1975-77 | 13 |
| Chicago | 1986-87 | 12 |
| Kansas City | 1994-96 | 12 |
| San Francisco | 1997-98 | 12 |

*Went on to win Super Bowl during streak



JEVON KEARSE

| | |
|---|----------------------|
| 6' 5" | 265 lbs |
| 2nd NFL Season | 2nd with Team |
| 9-3-76 | |
| Florida | 01 - '99 |
| North Ft. Myers H.S. Ft. Myers, FL | |
| '99 GP/GS: 16/16 | Career: 16/16 |

#90 DEFENSIVE END

PRO: Exploded onto the scene with perhaps the most dominant season by a rookie defensive end in NFL history...possesses a tremendous combination of power, quickness and intensity, which led a University of Florida teammate to nickname him "The Freak"...he possesses defensive end size, wide receiver speed (4.43 in the 40-yard dash), a basketball player's vertical jump (40 inches)...considered in many circles as the premier defensive end in the NFL after only one season...earned Pro Bowl and All-Pro honors in his first season...received the most votes at defensive end in the Associated Press' All-Pro team voting...owns the single-season rookie record for sacks with 14.5, a total which also led the AFC...first rookie in league history to lead conference in sacks...carries a streak of eight consecutive games with at least one sack into the 2000 season, two shy of Simon Fletcher's NFL record of 10... became the first rookie defensive end in AFC history to earn selection to the Pro Bowl, and was also named a starter in the game...ran a 4.43 40-yard dash at the NFL Scouting Combine in 1999, and tied Deion Sanders for the fastest first 10 yards of the run in Combine history...selected in the first

round (16th overall) of the 1999 NFL Draft after declaring for the draft following his junior season at Florida.

Making an Impression
 Jevon's incredible season earned him immediate respect from his peers in the league, including teammate Blaine Bishop, who described Kearse's unique athletic ability in saying, "That guy there might be the best athlete I've ever seen. I'm scared to race him in the 40. I told him, 'If you pass me chasing someone from behind, I'm retiring.'"

1999: Started 16 games and all four play-off games...earned starting nod in the Pro Bowl, the first rookie defensive end in AFC history to do so...first rookie defensive end since Detroit's Al "Bubba" Baker in 1978 to be named and start Pro Bowl...led the AFC and set the NFL single-season rookie record for sacks with 14.5...recorded 85 tackles and led the NFL in forced fumbles with 10...named to everyone's All-Pro team, including *Associated Press*, *Pro Football Weekly* and *Dr. Z of Sports Illustrated*...named Defensive Rookie of the Year by the *AP*, *Football News*, *Football Digest* and *Pro Football Weekly/Pro Football Writers Association of America*...named AFC Defensive Player of the Month of December...joined South Florida friend Edgerrin James as the only players to earn NFL Rookie of the Month honors more than once, earning Defensive Rookie of the Month accolades in September,

NFL'S ALL-TIME ROOKIE SACK LEADERS

| Sacks | Player | Team | Year |
|-------|----------------|-------|------|
| 14.5 | J. KEARSE | Tenn | 1999 |
| 12.5 | Leslie O'Neal | S.D. | 1986 |
| 12.5 | Simeon Rice | Ariz. | 1996 |
| 12.0 | Charles Haley | S.F. | 1986 |
| 11.5 | Peter Boulware | Balt. | 1997 |

November and December...named NFL Pass Rusher of the Year by the NFL Alumni group...finished close second to Tampa Bay's Warren Sapp in the NFL Defensive Player of the Year voting...named All-AFC and All-Rookie by *Football News and Pro Football Weekly*, also earning All-Pro and All-Rookie honors from *Football Digest and College and Pro Football Weekly*...made seven tackles (two for loss) and forced a Jeff Blake fumble in the season-opening win over Cincinnati (9/12)...recorded five tackles and dropped Tim Couch three times against Cleveland (9/19) for first NFL sacks...posted nine tackles and a forced fumble (James Stewart) at Jacksonville (9/26)...named NFL Defensive Rookie of the Month for his performance in September...made six tackles, including one for loss, against Baltimore (10/10)...recorded five tackles, one sack and a forced fumble (Kurt Warner) against St. Louis (10/31)...collected eight tackles (two for loss), a half-sack, a pass defended, and a forced fumble (Damon Huard) at Miami (11/7)...recorded five tackles, two sacks, and two forced fumbles (both by Jeff Blake) at Cincinnati (11/14)...sacked Kordell Stewart in first win over Pittsburgh (11/21)...recorded six tackles, one sack and a forced fumble (Tim Couch) at Cleveland (11/28)...honored again as NFL Defensive Rookie of the Month by recording 22 tackles, 4.5 sacks, three passes defended and four forced fumbles in November...collected six tackles, one sack, one pass defended

and a forced fumble (Tony Banks) at Baltimore (12/5)...caught speedy Ravens receiver Qadry Ismail from behind to save a touchdown in the loss at Baltimore...recorded six tackles, two sacks and a forced fumble (Rich Gannon) against Oakland (12/9)...posted three tackles and one sack against Jacksonville (12/26)...recorded two tackles, one sack, one forced fumble (Mike Tomczak) in the regular-season finale at Pittsburgh (1/2)...earned NFL Defensive Rookie of the Month honors for the third time with his December performance, also receiving AFC Defensive Player of the Month accolades for his December

MOST CONSECUTIVE REGULAR SEASON GAMES WITH AT LEAST ONE QB SACK

| Player | Team | No. | Year |
|---------------------|------------|----------|---------------------|
| Simon Fletcher | DEN | 10 | 1992-93 |
| Kevin Greene | SF/CAR | 9 | 1997-98 |
| Bruce Smith | BUF | 9 | 1986-87 |
| JEVON KEARSE | TEN | 8 | 1999-present |
| Several others | - | 8 | - |

efforts...returned the Tomczak fumble 14 yards for the first touchdown of his career in the win over the Steelers...recorded four tackles, one pass defended, two sacks and two forced fumbles (Rob Johnson) in the Wild Card win over Buffalo (1/8)...sacked Buffalo quarterback Johnson to open the game's scoring in the second quarter on the Titans' first playoff win in Tennessee...recorded three tackles and batted down two passes in the AFC Divisional playoff win over Indianapolis (1/16)...posted two tackles and one fumble recovery (Mark Brunell) in the AFC Championship Game win at Jacksonville (1/23)...recorded four tackles and two passes defended in Super Bowl XXXIV (1/30).

TITANS MOST SINGLE SEASON SACKS

| Sacks | Player | Year |
|-------------|------------------|-------------|
| 17.0 | Elvin Bethea | 1973 |
| 16.5 | Jesse Baker | 1979 |
| 16.0 | William Fuller | 1991 |
| 14.5 | J. KEARSE | 1999 |
| 14.5 | Elvin Bethea | 1976 |
| 14.0 | Elvin Bethea | 1969 |
| 13.0 | Elvin Bethea | 1971 |
| 13.0 | Ray Childress | 1992 |
| 13.0 | Sean Jones | 1993 |

COLLEGE: One of the most talented and intriguing rookies on the defensive side of the ball...possesses remarkable combination of power, quickness and intensity...can wreak serious havoc in backfield and string plays wide...runs 4.43 40-yard dash...began career at UF

as safety before shifting to outside line-backer...racked up 34.5 tackles for loss, ranking 11th on UF's all-time list...Walter Camp and Football News All-America selection as junior...finalist for Butkus Award and semifinalist for Lombardi Award in 1998...two-time All-Southeastern Conference selection...earned SEC All-Freshman honors in Gators' 1996 national championship season...*Knoxville News-Sentinel* SEC All-Freshman selection in 1996...redshirted in 1995...majored in sociology.

PERSONAL: Single, splits time between Nashville and Fort Myers, Fla....USA Today and *SuperPrep* All-America selection as strong safety at North Fort Myers High...added All-State 5A, District Most Valuable Player and Area Defensive Player of the Year honors...racked up 96 tackles, intercepted six passes, blocked four punts and caught 24 passes for 453 yards as senior...returned four kickoffs for touchdowns during high school career...National Honor Society member...cousin, Johnnie Church, played DE for Gators from 1992-95...born Jevon Kearsse, Sept. 3, 1976 in Fort Myers, Fla

KEARSE'S TITANS STATISTICS

| Year | G/S | Solo | Asst. | Total | Sacks | FR | FF | INT | Yds. | PD |
|------|-------|------|-------|-------|-------|----|----|-----|------|----|
| 1999 | 16/16 | 59 | 26 | 85 | 14.5 | 1 | 10 | 0 | 0 | 6 |

CAREER POSTSEASON STATISTICS

| | | | | | | | | | | |
|------|-----|----|---|----|-----|---|---|---|---|---|
| 1999 | 4/4 | 10 | 3 | 13 | 2.0 | 1 | 2 | 0 | 0 | 5 |
|------|-----|----|---|----|-----|---|---|---|---|---|

Single-Game Highs

Total Tackles - 9 at Jacksonville (9/26/99)

Playoffs - 4 (twice), vs. Buffalo (1/8/2000); vs. St. Louis (1/30/00).

Sacks - 3 vs. Cleveland (9/19/00)

Playoffs - 2 vs. Buffalo (1/8/00)

Forced Fumbles - 2 (twice), at Cincinnati (11/14/99); vs. Buffalo (1/8/2000)

Playoffs - 2 vs. Buffalo (1/8/2000)



#86

JOEY KENT

6' 1"

191 lbs

4th NFL Season

4th with Team

4-23-74

Tennessee

02 - '97

Johnson H.S.

Huntsville, AL

'99 GP/GS: 8/0

Career: 30/0

WIDE RECEIVER

PRO: Provides valuable depth at receiver and on special teams...drafted in the second round (46th overall pick) of 1997 NFL Draft.

1999: Played in eight games...caught three passes for 42 yards...returned two kickoffs for 24 yards in the season-opening win over Cincinnati (9/12)...inactive

for eight games and three playoff games...caught one pass for 25 yards against Pittsburgh (11/21)...caught two passes for 17 yards at Cleveland (11/28)...played at wide receiver and on special teams in Super Bowl XXXIV against St. Louis (1/30). **1998:** Appeared in 10 games, catching four passes for 62 yards...inactive for six contests...caught

Market Value

Joey performed a marketing internship with Tennessee Valley Authority the summer of his senior year in Knoxville. He did research and worked on the company's television commercials.

one pass for 13 yards in season-opening win at Cincinnati (9/6)...hailed in career-long 23-yarder in home opener versus San Diego (9/13)...caught two passes for career-high 26 yards in win at Baltimore (10/11). **1997:** Appeared in 12 games, making six receptions for 55 yards and one touchdown...first NFL game was at Seattle (10/5)...caught first NFL pass (an 8-yarder) against Cincinnati (10/12), finishing with two receptions for 12 yards...made first career touchdown grab at Cincinnati (12/4), when he hauled in 11-yarder from Steve McNair...had two receptions for 24 yards in season finale against Pittsburgh (12/21).

COLLEGE: Earned First-Team All-America and First-Team All-Southeastern Conference honors as senior at Tennessee...finished four-year career as Vols' all-time leading receiver with 183 receptions for 2,814 yards (15.4 avg.), surpassing previous leaders Thomas Woods (124 receptions from 1986-89) and Tim McGee (2,042 yards from 1982-85)...his 25 touchdown grabs broke Cory Fleming's (1990-93) school record of 18...redshirted in 1992...earned degree in marketing.

PERSONAL: Single, splits time between Nashville and Huntsville, Ala....enjoys listening to music...two-time All-City selection at Johnson High in Huntsville, Ala....twice named the Jaguars' MVP...also lettered in basketball...born Joseph Edward Kent III, April 23, 1974, in Huntsville, Ala.

KENT'S TITANS STATISTICS

| Year | G/S | Rec. | Yds. | Avg. | LG | TD |
|---------------|-------------|-----------|------------|-------------|-----------|----------|
| 1997 | 12/0 | 6 | 55 | 9.2 | 19 | 1 |
| 1998 | 10/0 | 4 | 62 | 15.5 | 23 | 0 |
| 1999 | 8/0 | 3 | 42 | 14/0 | 25 | 0 |
| Totals | 30/0 | 13 | 159 | 12.2 | 25 | 1 |

CAREER POSTSEASON STATISTICS

| Year | G/S | Rec. | Yds. | Avg. | LG | TD |
|------|-----|------|------|------|----|----|
| 1999 | 1/0 | 0 | 0 | 0.0 | 0 | 0 |

Single-Game Highs

Most Receptions - 2 (four times), last at Cleveland (11/28/99)

Most Receiving Yards - 26 at Baltimore (10/11/98)

Longest Reception - 25 vs. Pittsburgh (11/21/99)

TD Receptions - 1 at Cincinnati (12/4/97)

Additional Career Statistics: Special teams tackles: 4 (1999); Kickoff returns: 2-24 yds., long 13 (1999).

TOO CLOSE FOR COMFORT

Games Decided by Three Points or Less in 1999

| <u>Date</u> | <u>Opponent</u> | <u>Score</u> | <u>Result</u> |
|----------------|------------------------|----------------|---------------|
| 9/12/99 | Cincinnati | 36-35 | W |
| 9/26/99 | at Jacksonville | 20-19 | W |
| 10/3/99 | at San Francisco | 22-24 | L |
| 10/10/99 | Baltimore | 14-11 | W |
| 10/17/99 | at New Orleans | 24-21 | W |
| 10/31/99 | St. Louis | 24-21 | W |
| <u>1/16/00</u> | <u>at Indianapolis</u> | <u>19-16</u> | <u>W</u> |
| Totals | 7 games | 159-147 | 6-1 |



TERRY KILLENS

| | |
|-----------------|------------------|
| 6' 1" | 235 lbs |
| 5th NFL Season | 5th with Team |
| 3-24-74 | |
| Penn State | 03 - '96 |
| Purcell H.S. | Cincinnati, Ohio |
| '99 6P/6S: 16/1 | Career: 62/2 |

#50

LINEBACKER

PRO: Tough, blitzing player with potent combination of aggression, power and speed...used primarily as rushing linebacker on passing downs...coming off best season by posting career-high in tackles (25) and continuing excellent special teams play for fourth consecutive season...originally drafted in third round (74th overall) of 1996 NFL Draft.

Alongside My Partner, Terry Killens

A communications and broadcasting major in college, Terry aspires to enter the broadcasting profession once his playing days are over.

1999: Played in 16 games, starting one...made career-high 25 tackles while also recording two passes defensed and a fumble recovery...finished second on team with 26 special teams tackles...posted two tackles and three special teams tackles against Cincinnati (9/12)...started at RLB in place of an injured Joe Bowden and made career-high four tackles at San Francisco (10/3)...made three tackles and two special teams tackles against St. Louis (10/31)...led team with season-high six special teams tackles in win over Atlanta (12/19)...made three tackles at linebacker and four on special teams against Jacksonville (12/26)...recorded three tackles and recovered a Mike Tomczak fumble at Pittsburgh (1/2)...played all four playoff games...made three tackles at linebacker in AFC Divisional Playoff win at Indianapolis (1/16). **1998:** Played in 16 games, starting one...posted career-best nine tackles and five quarterback pres-

ures...had 12 stops on special teams...blocked Kyle Richardson punt in win at Baltimore (10/11), first of career and first for club since 1993...block set up field goal...earned first career start versus Chicago (10/25), as Tennessee opened in four-linebacker set...had two tackles at Pittsburgh (11/1)...recorded career-high three tackles at Green Bay (12/20)...registered two stops in season finale against Minnesota (12/26). **1997:** Appeared in 16 games, primarily on special teams...ranked second on team with 13 tackles on special teams...garnered first non-special teams tackle at Cincinnati (12/4)...made career-best three special teams stops in season finale against Pittsburgh (12/21)...also forced fumble by Steelers' Andre Coleman...recorded two special teams tackles at Dallas (11/27), including one that cracked punt returner Deion Sanders' rib, causing the All-Pro cornerback to fumble...recovered an onside kick late in game at Baltimore (12/14). **1996:** Played in 14 games, finishing tied for fourth in special teams tackles (12)...played in first NFL game versus Kansas City (9/1), seeing action on special teams...placed on inactive list against San Francisco (10/27) and at Seattle (11/3)...took snaps at LB in short-yardage defense versus Cincinnati (12/15).

COLLEGE: Played in 42 games at Penn State with 12 starts...finished collegiate career with 143 tackles, 15 sacks for 134 yards in losses, three fumble recoveries and one forced fumble...also defensed 10 passes...Second-Team All-Big Ten

Conference selection as a senior...saw action at outside linebacker and left defensive end...recorded season-highs for total tackles (62), sacks (11) and tackles for losses (13, totaling 88 yards) as senior...named Big Ten Conference and *Sports Illustrated* Defensive Player of Week after win over Indiana...majored in communications and broadcasting.

PERSONAL: Married to Rhonda Lynn (4/17/99), couple splits time between

Nashville and Cincinnati with newborn daughter, Taylor Denise (5/5/00)...dedicated senior season at Penn State to his mother, who passed away in May of 1995 from cancer...All-City, All-District, All-Conference and All-Ohio selection while serving as team captain during three-year career at Purcell High in Cincinnati...Cavaliers' team MVP as senior...avid pro wrestling fan...born Terry Deleon Killens, March 24, 1974, in Cincinnati.

KILLENS' TITANS STATISTICS

| Year | G/S | Solo | Asst. | Total | Sacks | FR | FF | INT | Yds. | PD |
|---------------|-------------|-----------|-----------|-----------|------------|----------|----------|----------|----------|----------|
| 1996 | 14/0 | 0 | 0 | 0 | 0.0 | 0 | 0 | 0 | 0 | 0 |
| 1997 | 16/0 | 1 | 0 | 1 | 0.0 | 0 | 2 | 0 | 0 | 0 |
| 1998 | 16/1 | 4 | 5 | 9 | 0.0 | 0 | 0 | 0 | 0 | 0 |
| 1999 | 16/1 | 13 | 12 | 25 | 0.0 | 1 | 0 | 0 | 0 | 2 |
| Totals | 62/2 | 18 | 17 | 35 | 0.0 | 1 | 2 | 0 | 0 | 2 |

CAREER POSTSEASON STATISTICS

| | | | | | | | | | | |
|------|-----|---|---|---|-----|---|---|---|---|---|
| 1999 | 4/0 | 2 | 2 | 4 | 0.0 | 0 | 0 | 0 | 0 | 0 |
|------|-----|---|---|---|-----|---|---|---|---|---|

Single-Game Highs

Most Tackles - 4 at San Francisco (10/3/99)

Playoffs - 3 at Indianapolis (1/16/2000)

Additional Career Statistics: Special teams tackles: 12 (1996), 14 (1997), 12 (1998), 26 (1999)



KEVIN LONG

| | |
|-------------------------|--------------------------|
| 6' 5" | 295 lbs |
| 3rd NFL Season | 3rd with Team |
| 5-2-75 | |
| Florida St. | 07b - '98 |
| Summerville H.S. | Summerville, S.C. |
| '99 GP/GS: 16/12 | Career: 32/14 |

CENTER

PRO: Became starter at center after Bruce Matthews shifted from center to left guard...started last 12 games of 1999 season...solid young center who made numerous contributions to squad during first two seasons, both on offensive line and as deep snapper on punts...alert and aggressive in pass protection and maintains good balance...earned All-Rookie accolades from *Pro Football Weekly* and *Football Digest*...started two games in 1998 and handled snapping duties on punts...may help extend Bruce

Matthews' career by assuming all snapping duties...drafted with second of two seventh-round picks (229th overall) in 1998 NFL Draft.

Sophomore Starter

Kevin became the fourth second-year player to earn a regular starting job for the Titans in 1999, joining Benji Olson, Kevin Dyson, and fellow Florida State Seminole Samari Rolle.

1999: Played in 16 games, starting 12...also started all four playoff games...handled punt-snapping duties and played on special teams the first four games, moving into starting lineup against Baltimore (10/10)...helped Eddie George to five 100-yard games during regular season, including 199-yard effort against Oakland (12/9)...also aided George to a 162-yard game in the AFC Divisional Playoff win at Indianapolis (1/16) and Steve McNair to a 91-yard, two-touch-down game in AFC Championship Game victory at Jacksonville (1/23). **1998:** Played in all 16 games, starting two at center (San Diego, at New England) in place of injured Mark Stepnoski...handled snapping duties on punts...recorded eight tackles on special teams...received offensive game ball from coaching staff after relieving injured Erik Norgard in second quarter of season-opening win at Cincinnati (9/6).

COLLEGE: Four-year letterman and two-year starter at FSU...responsible for calling all blocking schemes...First-Team

All-America selection by American Football Coaches Association, Third-Team All-America choice by Associated Press and First-Team All-Atlantic Coast Conference pick as senior...team captain and only FSU lineman to start all 11 games in 1997...honorable mention All-ACC selection as junior, starting 10 games and grading out at 80 percent...saw action in 10 contests as sophomore...earned first career start in Orange Bowl against Notre Dame...played in all 11 games as freshman, primarily with second unit at C, RT and G...redshirted in 1993...majored in education.

PERSONAL: Single, resides in Franklin, Tenn....Parade and Super Prep All-American pick for the Summerville (SC) High Green Waves...rated second-best prospect in state by *Super Prep*...earned honorable mention All-America acclaim from *USA Today*...member of Blue Chip Illustrated's Dream Team...born Kevin Dale Long, May 2, 1975, in Summerville, S.C.

LONG'S TITANS STATISTICS

Games/Starts: 1998: 16/2, 1999: 16/12. Totals: 32/14. Starts Breakdown: 1998 C 2, 1999 C 12.



DERRICK MASON

| | |
|-----------------|---------------|
| 5' 10" | 188 lbs |
| 4th NFL Season | 4th with Team |
| 1-17-74 | |
| Michigan St. | 04 - '97 |
| Mumford H.S. | Detroit, MI |
| '99 GP/GS: 13/0 | Career: 45/2 |

#85

WIDE RECEIVER

PRO: Developed into a big-play returner for the Titans during the 1999 postseason...set nine club records for kickoff and punt returns and tied another...valuable reserve at receiver who averaged over 11 yards per reception in 1999...club postseason record holder in career punt returns, career yards gained in both kickoff and punt returns, punt and kickoff return yardage in a game, longest

kickoff return, average kickoff return yardage in a career and game, and average

Record-Breaking Returner

Derrick shattered many franchise playoff records during the Titans' Super Bowl run last season, breaking a combined nine punt and kickoff return marks.

punt return yardage in a game ...drafted in fourth round (98th overall) of 1997 NFL Draft with selection acquired from Atlanta in exchange for QB Chris Chandler.

1999: Played in 13 games and all four playoff games, establishing himself as a clutch kickoff and punt returner during the postseason...handled kickoff and punt return duties during the season, returning 41 kickoffs for 19.6-yard average and 26 punts for 8.7-yard average and one touchdown...caught eight passes for 81 yards, including a long reception of 31 yards...inactive for first two games of season and did not play at Jacksonville (9/26) while recovering from an ankle injury...caught one pass for 31 yards and returned three kickoffs for 61 yards at New Orleans (10/17)...returned two kickoffs for 31.0-yard average, including 39-yard return at Cincinnati (11/14)...broke the game wide open with a 65-yard punt return for a touchdown in third quarter at Cleveland (11/28), earning AFC Special Teams Player of the Week honors...recorded a season-high, 41-yard kickoff return vs. Oakland (12/9)...returned one kickoff for 47 yards in AFC Divisional Playoff win at Indianapolis (1/16)...set an AFC Championship Game record with 174 kickoff return yards in AFC Championship Game win at Jacksonville (1/23)...named NFL Special Teams Player of the Week for championship weekend...returned a free kick after a safety 80 yards for a touchdown in win over the Jaguars, putting the Titans ahead by 12 points...returned five kickoffs for 122 yards, including a 35-yard return, in Super Bowl XXXIV against St. Louis (1/30). **1998:** Played in 16 games, enjoying best receiving season while continuing to shoulder punt return duties...had 25 catches for 333 yards and three touchdowns -- all career-high efforts...also returned 31 punts for 228 yards, averaging 7.4 yards per return...caught two passes for 24 yards in season-opening win at Cincinnati (9/6)...hauled in two passes for 23 yards at Baltimore (10/11)...caught two passes for 28 yards against Chicago (10/25), including first

NFL career touchdown grab on 13-yarder from Steve McNair...caught three passes for 35 yards versus Pittsburgh (11/15), including 19-yard catch on third down to set up game-winning field goal...had season-best 25-yard punt return in win at Jacksonville (12/13)...snagged personal-best four passes for 53 yards and two touchdowns at Green Bay (12/20)...caught a 25-yard touchdown pass in second quarter and a 3-yarder with 53 seconds left...hauled in three passes for career-high 75 yards in season finale against Minnesota (12/26), including career-best 47-yarder. **1997:** Played in 16 games as rookie, including two starts -- at Seattle (10/5), versus Buffalo (11/23)...had 14 catches for 186 yards and handled kickoff and punt return duties...led team in kickoff returns averaging 21.2 yards (26/551 yards)...averaged 7.3 yards per punt return (13/95 yards)...recorded first career reception (11-yarder) against Oakland (8/31)...had season-long kickoff return (54 yards) vs. Baltimore (9/21)...started first NFL game at Seattle (10/5)...second career start came against Buffalo (11/23) for injured Chris Sanders...registered season-long punt return (29 yards), which set up touchdown...recorded career-high four catches for 36 yards at Ravens (12/14)...led team with three receptions for 47 yards vs. Pittsburgh (12/21).

COLLEGE: Finished four-year career at Michigan State as team and Big Ten Conference career record holder for kickoff return yards with 2,384 (99 returns, 24.1 avg., 2 TDs), adding 191 yards and one score on seven returns in pair of bowl games...also holds school record with 620 yards on punt returns (61 for 10.2 avg., 2 TDs), which includes four returns for 45 yards in bowl action...ranked second in Spartan annals with 5,114 all-purpose yards, topped only by RB Lorenzo White (5,152, 1984-87)...fourth on MSU's all-time reception list (120) and sixth in yards (1,914), including bowl totals...had eight career TD receptions...started 10 games (including Sun Bowl) as senior, leading team with 53 receptions for 865 yards

(16.3 avg.) and pair of scores...only Courtney Hawkins (60 in 1989) and Andre Rison (54 in 1986) had more catches in season for MSU...majored in communications.

PERSONAL: Married to Marci, couple has one daughter, Bailee My-Lin (3/24/99)...spends offseason in Nashville and Detroit...enjoys listening to music...would like to get into sports broadcasting after playing

career...earned First-Team All-Public School League, All-State and Blue Chip list honors from *Detroit News* as senior at Mumford High in Detroit...high school was made famous in classic Eddie Murphy movie *Beverly Hills Cop*...despite playing only two seasons, holds H.S. career records with 70 catches for 1,243 yards...also Michigan H.S. All-Star team member in final campaign...added two letters in track...born Derrick James Mason, Jan. 17, 1974, in Detroit.

MASON'S TITANS STATISTICS

| Year | G/S | Receiving | | | | | Rushing | | | | |
|---------------|-------------|-----------|------------|-------------|-----------|----------|----------|----------|------------|----------|----------|
| | | Rec. | Yds. | Avg. | LG | TD | Att. | Yds. | Avg. | LG | TD |
| 1997 | 16/2 | 14 | 186 | 13.3 | 38 | 0 | 0 | 0 | 0.0 | 0 | 0 |
| 1998 | 16/0 | 25 | 333 | 13.3 | 47 | 3 | 0 | 0 | 0.0 | 0 | 0 |
| 1999 | 13/0 | 8 | 89 | 11.1 | 31 | 0 | 0 | 0 | 0.0 | 0 | 0 |
| Totals | 45/2 | 47 | 608 | 12.9 | 47 | 3 | 0 | 0 | 0.0 | 0 | 0 |

CAREER POSTSEASON STATISTICS

| | | | | | | | | | | | |
|------|-----|---|----|-----|---|---|---|---|-----|---|---|
| 1999 | 4/0 | 2 | 18 | 9.0 | 9 | 0 | 0 | 0 | 0.0 | 0 | 0 |
|------|-----|---|----|-----|---|---|---|---|-----|---|---|

| Year | No. | Kickoff Returns | | | | Punt Returns | | | | | |
|---------------|-----------|-----------------|-------------|-----------|----------|--------------|-----------|------------|------------|------------|----------|
| | | Yds. | Avg. | LG | TD | No. | FC | Yds. | Avg. | LG | TD |
| 1997 | 26 | 551 | 21.2 | 54 | 0 | 13 | 3 | 95 | 7.3 | 29 | 0 |
| 1998 | 8 | 154 | 19.3 | 26 | 0 | 31 | 11 | 228 | 7.4 | 25 | 0 |
| 1999 | 41 | 805 | 19.6 | 41 | 0 | 26 | 15 | 225 | 8.7 | 65t | 1 |
| Totals | 75 | 1510 | 20.1 | 54 | 0 | 70 | 29 | 548 | 7.8 | 65t | 1 |

CAREER POSTSEASON STATISTICS

| | | | | | | | | | | | |
|------|----|-----|------|-----|---|----|---|----|-----|----|---|
| 1999 | 13 | 437 | 33.6 | 80t | 1 | 11 | 4 | 78 | 7.1 | 19 | 0 |
|------|----|-----|------|-----|---|----|---|----|-----|----|---|

Single-Game Highs

Most Receptions - 4 (twice) at Baltimore (12/14/97); at Green Bay (12/20/98)

Playoffs - 2 vs. St. Louis (1/30/2000)

Most Receiving Yards - 75 vs. Minnesota (12/26/98)

Playoffs - 18 vs. St. Louis (1/30/2000)

TD Receptions - 2 at Green Bay (12/20/98)

Longest Reception - 47 vs. Minnesota (12/26/98)

Playoffs - 9 vs. St. Louis (1/30/2000)

Longest Kickoff Return - 80t at Jacksonville (1/23/2000)

Longest Punt Return - 65t at Cleveland (11/28/99)

Playoffs - 19 at Indianapolis (1/16/2000)

NO PLACE LIKE HOME

The Titans have made the most of their new home, Adelphia Coliseum, establishing a new franchise mark for home wins with an 8-0 regular season and a 1-0 in postseason mark in the facility. The eight wins to open Adelphia Coliseum represents the second-longest winning streak to open a current NFL stadium behind Dallas' Texas Stadium (9) and Carolina's Ericsson Stadium (8).

NFL's Best 1999 Home Records

| Team | Home Record | Overall Record |
|-----------|-------------|----------------|
| Tennessee | 8-0 | 13-3 |
| St. Louis | 8-0 | 13-3 |



JASON MATHEWS



| | |
|-------------------------|----------------------|
| 6' 5" | 304 lbs |
| 7th NFL Season | 3rd with Team |
| 2-9-71 | |
| Texas A&M | FA - '98 |
| Bridge City H.S. | Orange, TX |
| '99 GP/GS: 5/0 | Career: 67/31 |

#76

OFF. TACKLE

PRO: Veteran lineman who has started at both tackle positions during NFL career...saw action in five games last season as reserve lineman...signed Sept. 1, 1998 after being waived by Tampa Bay on the final cutdown day...spent four seasons with Indianapolis, starting 31 of 58 games, including four postseason contests...originally drafted by Colts in third round (67th overall) of 1994 NFL Draft.

Geography Guru

As a member of the Colts, Jason worked with the Indianapolis youth as part of the club's Gridiron Geography program.

1999: Played in five games on special teams, at Miami (11/7), at Cleveland (11/28) and at Baltimore (12/5)...inactive for four contests...active but did not see action in the remaining nine games.

1998: Played in three games -- versus Pittsburgh (11/15), Jets (11/22) and at Seattle (11/29)...on inactive list for remaining 13 games...signed five days prior to season opener. **1997:** Played in 16 games as reserve tackle and on special teams for Colts...extended string of 53 consecutive games played. **1996:** Started 15 of 16 games -- 10 at right tackle and five at left tackle...missed

Washington game (10/27) due to sprained ankle...started at left tackle in Colts' Wild Card loss at Pittsburgh (12/29). **1995:** Started all 16 games at right tackle...helped Colts rush for 235 yards without allowing sack against St. Louis (10/1)...suffered concussion at Jacksonville (12/10), but returned to starting lineup the following week against San Diego (12/17)...started three playoff games as Colts advanced to AFC Championship Game. **1994:** Played in 10 games as reserve right tackle and on special teams.

COLLEGE: Lettered three years at Texas A&M...originally went to Brigham Young as defensive lineman before transferring...started at right tackle as junior and senior...majored in agricultural economics.

PERSONAL: Married to Kim, couple splits time between Nashville and Indianapolis...worked with Indianapolis youth as part of Colts' Gridiron Geography program...lettered in football, basketball and track at Bridge City (TX) High...earned All-District honors twice as two-way lineman...born Samuel Jason Mathews, February 9, 1971, in Orange, Texas

MATHEWS' NFL STATISTICS

Games/Starts: 1994: 10/0, 1995: 16/16, 1996: 16/15 (P: 1/1), 1997: 16/0, 1998: 4/0, 1999: 5/0
Totals: 67/31. Starts Breakdown: 1995: 16 RT, 1996: 11 RT, 4 LT



BRUCE MATTHEWS

| | |
|---------------------|------------------|
| 6' 5" | 305 lbs |
| 18th NFL Season | 18th with Titans |
| 8-8-61 | |
| Southern California | DI - '83 |
| Arcadia H.S. | Arcadia, CA |
| '99 GP/GS: 16/16 | Career: 264/260 |

GUARD

PRO: Regarded as one of the NFL's finest offensive lineman for almost two decades...future Hall of Famer has played in more games than any offensive lineman in league history (surpassed Jackie Slater in 1999), and more than any player in club history (264)...ranks seventh in league history with 264 games played, and would move into third place among non-kickers in 2000 by playing all 16 games...joined Randall McDaniel as the only two players to start every game in the decade of the 1990's...has defied father time by surpassing Elvin Bethea for longest club tenure in 1999, his 17th season...owns NFL's longest active streak of consecutive games played with club-record 200 dating back to November 8, 1987 vs. San Francisco and consecutive starts with 197 dating back to November 29, 1987 at Indianapolis...has never missed game due to injury...held in high regard throughout NFL for work ethic, leadership and high level of play...has been selected to Pro Bowl in club-record 12 consecutive seasons at two different positions (8 guard, 4 center)...only Reggie White (13) and Jerry Rice (12) have been named to as many or more Pro Bowls in NFL history...also named First-Team All-Pro by the *Associated Press*, *Football News*, *Football Digest* and *Pro Football Weekly* in 1999...franchise has had eight 1,000-yard rushers in club history and Matthews has blocked for four of them — Earl Campbell (1983), Mike Rozier (1988), Gary Brown (1993) and Eddie George (1996-99)...has played in 38 NFL stadiums...has blocked for 15 quarterbacks and 26 running backs during

career with team...named to Phil Simms' All-Iron Man team and Howie Long's All-Millennium Tough Guy team...named by current CBS analyst and former head coach Jerry Glanville as "the greatest offensive lineman ever to play the game"...one of only three players selected in the 1983 draft still active, along with Arizona tight end Trey Junkin and Washington defensive back Darrell Green...was college teammate of head coach Jeff Fisher at USC...originally drafted in first round (ninth overall) in 1983.

He Ain't Heavy, He's My Brother
 By playing in the Titans' first 15 games in 2000, Bruce would pass his brother, Clay Matthews for third place on the NFL's all-time career games played list. Clay played in 278, and Bruce would play in his 279th game in the Titans' trip to Cleveland, the team Clay played with for 16 seasons.

1999: Started all 16 games for 12th consecutive season...also started all four playoff games at left guard...earned Pro Bowl honors for 12th consecutive season...broke Jackie Slater's record for games played by an offensive lineman with 260, also a franchise record...named to 1999 AP All-Pro team, as well as the All-NFL teams of *Pro Football Weekly* and *Football Digest*, and the All-AFC teams of *Pro Football Weekly* and *Football News*...started first four games at center before being shifted to left guard because of an injury to opening-day starter Scott Sanderson...started at center and helped Titans to 403 yards

of total offense in the season-opening win over Cincinnati (9/12)...part of an offensive line that allowed no sacks and aided the Titans' offense to 412 yards in the win over Cleveland (9/19)...helped Eddie George to 155 yards rushing in the win at New Orleans (10/17)...played in his 38th NFL stadium in the Titans' win at Cleveland at the new Cleveland Stadium (11/28)...also tied Slater's record for career games played by an offensive lineman at the Browns...broke Slater's record at Baltimore (12/5) by playing in his 260th game...aided George to 199 yards rushing in the win over Oakland (12/9)...helped Titans offense to 476 yards and five touchdowns in the win over Jacksonville (1/26). 1998: Started all 16 games...earned 11th consecutive Pro Bowl berth, extending his own club record...also earned Associated Press All-Pro honors for the fifth time, third at guard...All-Pro selection by The Sporting News and Pro Football Weekly...handled snapping duties on field goals and PATs...anchored line that fueled league's ninth-best rushing offense and ninth-best total offense...part of line that helped Eddie George record six 100-yard performances, including a stretch of five consecutive (10/11-11/8). 1997: Started all 16 games...voted as starter (at guard) to 10th consecutive Pro Bowl...other honors included Pro Football Weekly All-AFC and Football News All-AFC...center on field goal and PAT attempts...punt center for Games 1-4, 10, and 11...part of line that guided club to fourth-highest rushing total (2,414 yards) in franchise history...aided George to eight 100-plus-yard perfor-

MOST NFL GAMES PLAYED BY AN OFFENSIVE LINEMAN

| Player | Team | Games | Years |
|-----------------------|---------------|------------|----------------|
| Bruce Matthews | Titans | 264 | 1983-99 |
| Jackie Slater | Rams | 259 | 1976-95 |
| Mike Kenn | Falcons | 251 | 1978-94 |

mances, including 216-yard performance vs. Raiders (8/31), which tied single-game club record...at Seahawks (10/5), continued his consecutive games started streak to 154, despite knee injury the week prior. 1996: For ninth straight season, started all 16 games...voted as starter (at guard) to ninth consecutive Pro Bowl...other honors included AP Second-Team All-Pro, Football Digest Second-Team All-Pro, Football News All-AFC Team and UPI First-Team All-AFC...when TE James McKeehan took over long-snapping on punt team against Ravens (9/15), marked first time Matthews had not handled that duty since joining Oilers in '83...continued to deep snap on field goals...at Falcons (10/13), faced brother, Clay, for 23rd time in NFL game...two have played in more games than any other brother tandem in NFL history. 1995: With addition of C Mark Stepnoski, shifted to starting LG spot...started all 16 games while also serving as club's deep snapper...voted as starter to eighth consecutive Pro Bowl (at G), but did not play due to ankle injury and arthroscopic surgery on left elbow...other honors included First-Team All-AFC recognition by UPI and Football News...signed new contract with team on Aug. 8. 1994: Started all 16 games (15 at C, 1 at LT) while also serving as club's deep snapper...voted to seventh consecutive Pro Bowl (center)...made lone start at LT versus Buffalo (9/18) for first start at that position since '86. 1993: Started all 16 games in third year at center while also serving as club's deep snapper...voted as starter in sixth consecutive Pro Bowl while also being named NFL's best offensive lineman by Pro Football Weekly...other honors included First-Team All-Pro recognition from Pro Football

ALL-TIME CAREER NFL GAMES

| Player | Position | Games | Years |
|-----------------------|-----------|------------|----------------|
| George Blanda | QB/K | 340 | 1949-75 |
| Jim Marshall | DE | 282 | 1960-79 |
| Clay Matthews | LB/DE | 278 | 1978-96 |
| Gary Anderson | K | 278 | 1982-99 |
| Morten Andersen | K | 276 | 1982-99 |
| Norm Johnson | K | 273 | 1982-99 |
| Bruce Matthews | OL | 264 | 1983-99 |
| Jan Stenerud | K | 260 | 1967-85 |
| Nick Lowery | K | 260 | 1978-96 |
| Jackie Slater | OL | 259 | 1976-95 |

Weekly/PFWA, The Sporting News and College and Pro Football Newsweekly...Second-Team All-Pro by AP and First-Team All-AFC by UPI and Football News...in 38-3 win at Cincinnati (11/4), part of offense that registered team's highest rushing total in 13 years with 240 yards (257 vs. Packers, 12/14/80). 1992: Started all 16 games and also served as team's deep snapper...voted as starter in earning fifth straight Pro Bowl selection...named NFL Offensive Lineman of Year by NFLPA...other honors included First-Team All-Pro recognition from AP, PFWA, Pro Football Weekly, NEA and The Sporting News...UPI and Pro Football Weekly First-Team All-AFC as well as College and Pro Football Newsweekly Second-Team All-Pro...helped offense rank second in league in average gain per rush (4.6). 1991: Started all 16 games at center (also served as deep snapper) and earned multitude of honors in first season following positional shift...selected as Pro Bowl starter for fourth consecutive year...additional accolades included First-Team All-Pro

honors from AP, NEA, *Pro Football Weekly* and *Football Digest*; Second-Team All-Pro from *College and Pro Football Newsweekly*; and First-Team All-AFC by *Pro Football Weekly*...NFLPA runner-up to Raiders' Steve Wisniewski as league's Offensive Lineman of Year...member of offensive line that ranked second in NFL in percentage of QB sacks allowed (3.6 percent) and second in AFC (T-4th NFL) in total sacks allowed (24)...helped Oilers

surpass 30-year-old club record with 583 yards of total offense in 26-23 OT win versus Dallas (11/10). 1990: Started all 16 games (15 at RG, 1 at C) while also handling long-snapping duties...many honors included third straight Pro Bowl as starter plus First-Team All-Pro recognition from AP, PFWA, *Sports Illustrated*, *Pro Football Weekly*, *The Sporting News*, *NEA* and *College and Pro Football*

Newsweekly...additional honors included First-Team All-AFC from UPI and *Pro Football Weekly* plus being named to CBS' All-Madden team...with playoff berth on line against Pittsburgh in final game (12/30), replaced Jay Pennison as starting center with Doug Dawson moving to RG (Oilers won 34-14). 1989: Started all 16 games (15 at RG, 1 at C) and was long snapper...accolades included second straight Pro Bowl spot; First-Team All-Pro honors from AP, *Sports Illustrated*, *The Sporting News* and *Pro Football Weekly*; First-Team All-AFC honors from UPI and *Pro Football Weekly*; and Second-Team All-Pro mention from PFWA, NEA and *College and Pro Football Newsweekly*...for second

consecutive year, selected along with brother Clay for Pro Bowl...became only set of brothers to be chosen in same season and only second pair of brothers to be Pro Bowlers in any season (Patriots' Sam Cunningham in '79 and Eagles' Randall Cunningham in '88)...one of prime reasons why line did not permit QB sack in six games (most sackless contests by Oilers since 6 in 1978)...got first start at center since 1984 at Kansas City

STADIUMS MATTHEWS HAS PLAYED IN

Stadiums

Adelphia Coliseum
Alltel Stadium
Anaheim Stadium
Arrowhead Stadium
Astrodome
Busch Stadium
Candlestick/3COM
Cleveland Browns Stadium
Foxboro Stadium
Fulton County Stadium
Georgia Dome
Jack Murphy/Qualcomm Stadium
Joe Robbie/Pro Player Stadium
Kingdome
L.A. Coliseum
Lambeau Field
Liberty Bowl
Memorial Stadium
Metrodome
Mile High Stadium
Municipal Stadium (Baltimore)
Orange Bowl
PSINet Stadium
Raymond James Stadium
RCA Dome
RFK Stadium
Rich/Wilson Stadium
Riverfront/Cinergy Field
Silverdome
Soldier Field
Sun Devil Stadium
Superdome
Tampa Stadium
Texas Stadium
The Meadowlands
Three Rivers Stadium
Vanderbilt Stadium
Veterans Stadium

(11/26). 1988: Started all 16 games at right guard while also handling long snapping duties...many honors included first Pro Bowl selection (starter), plus First-Team All-Pro honors from AP, PFWA, Sports Illustrated, The Sporting News and Pro Football Weekly as well as UPI First-Team All-AFC and Second-Team All-Pro accolades from World Almanac and College and Pro Football Newsweekly...prominent member of offensive line that permitted just 24 QB sacks, which tied for fourth-fewest in NFL and fewest allowed by Oilers since giving up 17 in 1978. 1987: Missed portion of season due to contractual hold-out...saw first action at San Francisco (11/8) after signing multi-year pact (11/4)...did not start versus 49ers, thus ending streak of 63 consecutive starts that dated back to second game of rookie season...regained starting job in game with Colts (11/29), but at right guard, marking first time to play that spot since 1984...also served as Oilers' long snapper...overall, played eight regular season games with five starts, then started both playoff games. 1986: Started all 16 contests at left tackle, despite severe back pain all season...underwent microscopic disectomy (2/25/87) to alleviate problem...helped offensive line decrease QB sacks allowed 17.2 percent over 1985...long snapper plus backup center following early-season injury to Jim Romano...selected as alternate for Pro Bowl and one of five finalists for NFL Miller Lite Offensive Lineman of Year. 1985: Started all 16 contests at right tackle while also serving as long snapper...durable performer, played every down and honored by peers by being chosen as alternate for Pro Bowl. 1984: Started all 16 games including three-week stretch with starts at center, right guard and right tackle...started first nine games at center until club acquired Jim Romano, then returned to previous right guard position for one game...injury in that game to Dean Steinkuhler forced shift to right tackle for season's final six games. 1983: Did not start season open-

er versus Green Bay (9/4), but then started all remaining 15 games at right guard...named to all-rookie teams by Pro Football Weekly, Pro Football Writers of America and Football Digest...second of three consecutive number one draft choices invested by Oilers in offensive linemen (Mike Munchak in '82, Dean Steinkuhler in '84).

COLLEGE: Had outstanding career at USC...selected to virtually every All-America team as senior, including AP, UPI, NEA, Walter Camp, Football News, College and Pro Football Newsweekly and Football Coaches of America...also All-Pac-10 choice in both junior and senior seasons...at various times during Trojan career, played all five offensive line positions as well as serving as deep snapper...holds B.S. in industrial engineering.

PERSONAL: Married to Carrie (5/28/83), couple lives in Sugar Land, Texas, with sons, Steven (3/16/85), Kevin (2/4/87), Jacob (2/11/92), Michael (1/27/94), and Luke (10/25/99), and daughter, Marilyn (4/14/88)...hobbies include golf, hockey and singing...lists favorite movie as "It's a Wonderful Life," favorite TV show as "Law and Order," and favorite book as the Bible...enjoys listening to Elvis Presley, D.C. Talk and The Waiting...brother Clay played linebacker for Cleveland Browns (1978-93) and Atlanta Falcons (1994-96), while father Clay, Sr., played LB for San Francisco 49ers (1950, 1953-55)...attended Arcadia (CA) High, lettering in football, wrestling and baseball...inducted to Arcadia High School Hall of Fame, along with athletes such as former Rams kicker Mike Lansford and former major league outfielders Steve Kemp and Bruce Bochte...two-time, All-League wrestler and prep All-American as both offensive and defensive lineman in final two seasons...born Bruce Rankin Matthews, Aug. 8, 1961, in Raleigh, N.C.

B. MATTHEWS' TITANS STATISTICS

Starts Breakdown by Position: 1983, RG 15; 1984, C 9, RG 1, RT 6; 1985, RT 16; 1986, LT 16; 1987, RG 5; 1988, RG 16; 1989, RG 15, C 1; 1990, RG 15, C 1; 1991, C 16; 1992, C 16; 1993, C 16; 1994, C 15, LT 1; 1995, LG 16; 1996, LG 16; 1997, LG 16; 1998, LG 16; 1999, LG 12, C 4 — (78 C, 76 LG, 67 RG, 22 RT, 17 LT).

Games/Starts (Playoffs): 1983: 16/15, 1984: 16/16, 1985: 16/16, 1986: 16/16, 1987: 8/5 (2/2), 1988: 16/16 (2/2), 1989: 16/16 (1/1), 1990: 16/16 (1/1), 1991: 16/16 (2/2), 1992: 16/16 (1/1), 1993: 16/16 (1/1), 1994: 16/16, 1995: 16/16, 1996: 16/16, 1997: 16/16, 1998: 16/16, 1999: 16/16 (4/4) Totals: 264/260 (p-total 14/14).

Additional Career Statistics – Special teams tackles: N/A (1983-85), 8 (1986), 1 (1987), 3 (1988), 2 (1990), 5 (1991), 4 (1992), 4 (1993), 1 (1994), 2 (1995), 2 (1997); Fumbles recovered: 1 (1989), 1 (1990), 1 (1991), 2 (1997); Fumbles forced: 1 (1995), 1 (1996).



GEORGE MCCULLOUGH

| | |
|-----------------------|----------------------|
| 5' 10" | 187 lbs |
| 3rd NFL Season | 3rd with Team |
| 2-18-75 | |
| Baylor | 05 - '97 |
| Ball H.S. | Galveston, TX |
| '99 GP/GS: 5/0 | Career: 14/0 |

#38

CORNERBACK

PRO: Solid cover cornerback...provides depth in secondary and special teams performer...led Barcelona and tied for third in NFLEL with three interceptions in 1998...originally fifth-round draft pick of Oilers (143rd overall) in 1997 NFL Draft.

Bringing The Hits

In his senior year at Baylor, McCullough spent one semester as a disc jockey at the school radio station. His on-air name was "D.J. G" and spun R&B and rap hits.

1999: Played in five games and deactivated for 10 games...recorded three tackles and one pass defended...also added three special teams stops...collected one tackle in season opener against Cincinnati (9/12)...matched career-high with two tackles versus Cleveland (9/19)...inactive for Games 3-7 and 11-15...inactive for first three playoff games...played in Super Bowl XXXIV against St. Louis (1/30), recording one special teams tackle.

1998: Played in seven games and deactivated for nine contests...totaled one tackle and one special teams stop - both came at Pittsburgh (11/1). 1997: Played in final two games of season for Tennessee...signed to Oilers' active roster from practice squad Dec. 12, 1997...waived Aug. 25, 1997, then signed to practice squad the following day...played in passing situations and on special teams at Baltimore (12/14)...tallied first NFL career tackles with two stops and forced fumble by Ravens' Michael Jackson at Oiler 1-yard line...played in passing situations and on special teams in season finale against Pittsburgh (12/21), recording two solo tackles and first career pass defended.

COLLEGE: Four-year letterman at Baylor, where he racked up 135 tackles, defended 31 passes and recorded four interceptions...Second-Team All-Big 12 Conference selection as senior...started 10 of 11 games at left cornerback, recording 42 tackles, 10 passes defended,

two interceptions and two sacks...started all 11 games at right cornerback as junior...had 40 tackles (34 solo), 14 passes defended and one interception...saw action in all 11 contests as sophomore, posting 30 tackles and four passes defended...started three games as true freshman, making 23 tackles...majored in communications.

PERSONAL: Single, resides in Nashville...rated the nation's fifth-best cornerback prospect by Blue Chip Illustrated for the Tornadoes of Ball High in Galveston, Texas...also lettered in track...born George Wayne McCullough, Jr., February 18, 1975, in Galveston, Texas.

MCCULLOUGH'S TITANS STATISTICS

| Year | G/S | Solo | Asst. | Total | Sacks | FR | FF | INT | Yds. | PD |
|---------------|-------------|----------|----------|----------|------------|----------|----------|----------|----------|----------|
| 1997 | 2/0 | 4 | 0 | 4 | 0.0 | 0 | 1 | 0 | 0 | 1 |
| 1998 | 6/0 | 1 | 0 | 1 | 0.0 | 0 | 0 | 0 | 0 | 0 |
| 1999 | 5/0 | 3 | 0 | 3 | 0.0 | 0 | 0 | 0 | 0 | 1 |
| Totals | 13/0 | 8 | 0 | 8 | 0.0 | 0 | 1 | 0 | 0 | 2 |

CAREER POSTSEASON STATISTICS

| | | | | | | | | | | |
|------|-----|---|---|---|-----|---|---|---|---|---|
| 1999 | 1/0 | 0 | 0 | 3 | 0.0 | 0 | 0 | 0 | 0 | 0 |
|------|-----|---|---|---|-----|---|---|---|---|---|

Single-Game Highs

Tackles: 2 (twice) at Baltimore (12/14/97, vs. Pittsburgh (12/21/97)

Additional Statistics

Special Teams Tackles: 1 (1998), 3 (1999) (Playoffs, 1)

STEVE MCNAIR

6' 2" **225 lbs**
6th NFL Season **6th with Team**
2-14-73
Alcorn State **D1 - '95**
Mount Olive H.S. **Mount Olive, MS**
'99 GP/65: 11/11 **Career: 56/49**

#9

QUARTERBACK

PRO: Primed for breakout season in '00...double threat, can give opposing defenses headaches with strong arm in air or explosive running ability on ground...continues to show mental and physical toughness with never-say-die attitude...is described as "Country Strong" by Pittsburgh Steelers' Kordell Stewart...owns record of 32-21 as NFL starter...has guided team to four come-from-behind victories in fourth quarter in NFL career...has thrown for or run for at least one touchdown in 41 of 53 NFL starts...last season, led Titans to first Super Bowl in franchise history and nine of franchise-record 13 wins...became

first African-American QB to lead AFC team to Super Bowl and only second overall...became youngest (25) and only fourth quarterback in franchise history to post 3,000-yard passing season in 1998, joining Warren Moon, George Blanda, and Ken Stabler...became only third quarterback (George Blanda and Warren Moon) in franchise history to throw five TDs in game last season...a dangerous runner who has ability to run around or through opposing defenders...two of last three seasons led all quarterbacks in rushing yards (674 in '98; 559 in '98; 337 in '99, 2nd to Doug Flutie)...first quarterback since NFL

merger (1970) to rush for eight touchdowns in season twice in career (8 in 1997 & '99) and has 22 career rushing TDs...1997 rushing total was third-highest rushing total by a quarterback in NFL history behind Randall Cunningham (942 yards in 1990) and Bobby Douglas (968 yards in 1972)...already fourth on Titans' all-time career passing list with 9,838 yards...over last two seasons, 14-2 versus AFC Central opponents, including 7-1 versus rivals Pittsburgh and Jacksonville...recipient of Ed Block Courage Award from teammates in 1999 for overcoming back surgery and persistent turf toe...was first quarterback drafted and third overall player selected in 1995 NFL draft.

Plot Twist

After signing his first contract, McNair promised to buy some land and build his mother, Lucille, her "dream house" near his hometown in Mississippi. When Steve drove his mother to see the land he purchased she began to cry. When Steve asked his mother why she reacted this way, she responded, "This is the land where I grew up and picked cotton as a little girl."

1999: Started 11 regular season games, missing five games (9/19-10/17) following back surgery...compiled 9-2 regular season record as starter, 12-3 overall...was only player to earn Miller Lite NFL Player of the Week honors twice (St. Louis, 10/31; Jacksonville, 12/26) and just seventh player to win award twice in one season...produced at least one touchdown in 11 of 15 starts...experienced back pain during preseason, missing three games...started season opener versus Cincinnati (9/12) and passed for career-high 341 yards and three touchdowns on 21 of 31 passing...ruptured disk in lower back during following week of practice and underwent surgery on 9/19...returned to action versus St. Louis (10/31) to lead Titans to victory over undefeated Rams...threw for 186 yards and two touchdowns while rushing for 36

yards and touchdown on career-high 12 carries...rushed for two touchdowns, including one head-long dive into corner of end zone versus Pittsburgh (11/21)...produced two touchdowns (one rushing, one passing) versus Atlanta (12/19)...rushed for regular-season high 76 yards, including season-long 38-yard scamper versus Falcons...threw career-high five touchdowns and 291 yards on 23 of 33 (69.7%) versus Jacksonville (12/26)...only third quarterback in franchise history to throw five or more touchdowns in game, joining George Blanda (five times) and Warren Moon (three times)...only NFL QB in '99 to throw five touchdowns and first in AFC since Moon (Seattle) in 1997...it marked sixth time in college or pro career to toss five or more touchdown passes in game...hooked up with WR Isaac Byrd on season-long 65-yard touchdown versus Jags...found five different receivers for touchdowns...ended regular season with one quarter of action at Pittsburgh (1/2), registering highest passer rating of career, 137.5, on nine of 11 passing for 107 yards and one touchdown...started all four playoff games...in first career NFL postseason game, led Titans to victory over Bills (1/8)...led Titans to go-ahead field goal on Tennessee's final possession of game...in AFC Championship game at Jacksonville (1/23), threw for 112 yards and one touchdown (first career postseason touchdown pass) to WR Yancey Thigpen...broke Jaguars back with 91 rushing yards and two touchdowns on nine carries, including 51-yard scramble eluding several tacklers...threw for postseason-high 214 yards on 22 of 36 passing in Super Bowl XXXIV against St. Louis (1/30)...established new Super Bowl record for rushing by quarterback with 64 yards on eight carries, including longest rush by quarterback, 23 yards...courageously led Titans, erasing 16-0 second-half deficit and falling one-yard short of tying game on final play...produced signature play of career on penultimate play of Super Bowl XXXIV, evading several on-coming rushers and shedding two others to find WR Kevin Dyson for 16-yard gain to put

Titans in position to force first overtime in Super Bowl history. 1998: Started 16 games...set career highs in attempts (492), completions (289), yards (3,228), and passing touchdowns (15)...youngest QB in franchise history to reach 3,000-yard passing mark and only fourth QB in club history to reach mark...led all NFL quarterbacks for second consecutive season with 559 rushing yards...rushing total and rushing touchdowns (4) ranked second on team...combined total of passing and rushing yards (3,787) was the fourth highest in club history...for second consecutive season, helped team set franchise mark for fewest interceptions in single season (10)...only threw five interceptions in final 11 games of season...ranked fourth in NFL in third-down completion percentage (62.3%)...continued to grow in second full season as starter, leading team to nine scores in last two minutes of half or game, including two game-winning drives versus Pittsburgh (11/15) and at Jacksonville (12/13)...in season-opener at Cincinnati (9/6), threw for 135 yards and one touchdown on 10 of 21 passing, before leaving game at halftime with bruised right elbow...hit Willie Davis on 8-yard TD pass in second quarter...led team in rushing versus San Diego (9/13), gaining 31 yards on three carries...also added 15-yard touchdown strike to Frank Wycheck to end first half...at New England (9/20), completed 28 of 38 passes (73.7%) for 202 yards, including one touchdown - 22-yard screen pass to Eddie George...tallied two touchdown passes to Yancey Thigpen (38 & 18 yards) versus Jacksonville (9/27) on 16 of 30 passing for 198 yards...in win at Baltimore (10/11), turned busted play into 40-yard rushing touchdown, eluding DE Rob Burnett in backfield and outrunning Rod Woodson to endzone...recorded career-high passer rating (133.5) versus Cincinnati (10/18), completing 76.2% (16-22) of his passes for 277 yards, including one touchdown...connected with Kevin Dyson on 45-yard scoring play...also added 1-yard touchdown plunge...versus Chicago (10/25), hit

QUARTERBACKS TO LEAD TEAM TO SUPER BOWL IN FIRST FIVE NFL/AFL SEASONS

| Player | Team | Yr. | Super Bowl |
|-----------------|------|-----|----------------|
| Steve McNair | TEN | 5 | XXXIV |
| Kurt Warner | STL | *2 | XXXIV |
| Drew Bledsoe | NE | 4 | XXXI |
| Troy Aikman | DAL | 4-5 | XXXVI, XXXVIII |
| Boomer Esiason | CIN | 5 | XXIII |
| John Elway | DEN | 4-5 | XXI, XXII |
| Jim McMahon | CHI | 4 | XX |
| Tony Eason | NE | 3 | XX |
| Dan Marino | MIA | 2 | XIX |
| David Woodley | MIA | 3 | XVII |
| Joe Montana | SF | 3 | XVI |
| Vince Ferragamo | STL | 3 | XIV |
| Terry Bradshaw | PIT | 5 | IX |
| Bob Griese | MIA | 5 | VI |
| Roger Staubach | DAL | 3 | VI |
| Joe Kapp | MIN | 3 | IV |
| Joe Namath | NYJ | 4 | III |
| Daryle Lamonica | OAK | 5 | II |

Derrick Mason on 13-yard touchdown pass...guided club to first win at Pittsburgh (11/1), since 1993...matched career-high with three touchdown passes, connecting with Wycheck, Dyson, and Davis for scores...registered career-high 95 rushing yards and career-long 71-yard run in front of prime-time national television audience at Tampa Bay (11/8)...produced most exciting play of season with 71-yard touchdown run to seal victory...on third-and-eight, shed DE Tyoka Jackson in backfield on bootleg and raced untouched to endzone...led team on 10-play, 67-yard drive that resulted in game-winning field goal on final possession of game for third consecutive victory over Pittsburgh (11/15)...at Seattle (11/29), gained 64 rushing yards on eight carries, including 3-yard TD run...matched career-high with 11 rushing attempts for team-leading 81 yards at Jacksonville (12/13)...at snowy Green Bay (12/20), posted single-game career-highs in attempts (49) and completions (29)...also matched career-high with three TD passes...accumulated season-high 263 passing yards and led team with 58 rushing yards...voted most improved NFL player in ESPN fan poll. 1997: Started 16 games...first full season as starter...helped team set franchise mark for fewest interceptions in a single season (13)...led team in rushing TDs with eight and ranked second on team in rushing with 674 yards, third most in

TOP WINNING PCT. AMONG 1999 NFL QUARTERBACKS

(minimum eight games started)

| Player | Team | Record | Pct. |
|----------------|------|--------|------|
| Mark Brunell | JAC | 13-2 | .867 |
| Steve McNair | TEN | 9-2 | .818 |
| Peyton Manning | IND | 13-3 | .813 |
| Kurt Warner | STL | 13-3 | .813 |
| Jeff George | WAS | 8-2 | .800 |

NFL history by QB...6.7 yards-per-carry average led all NFL rushers...2,665 passing yards were most since Warren Moon amassed 3,485 yards in 1993...at Dolphins (9/7), had career-high in rushing attempts (11)...at Steelers (9/28), had season-high 266 passing yards and two TDs...versus Bengals (10/12), threw a career-high three TD passes...at Cardinals (10/26), combined for four TDs...had his first multi-TD rushing performance with two trips (35-yard run on QB draw and 2-yard sneak) into end zone...also threw two touchdowns to WR Chris Sanders (55, 20)...rallied Oilers from 27-10 deficit to within two yards of win (was 9-of-11 passing for 139 yards in last quarter-and-half)...with performance vs. Jaguars (211 passing yards), moved into ninth place on Oilers' all-time passing list, passing Gifford Nielsen and Jacky Lee...then moved past Don Trull into eighth place with 183 passing yards versus Giants (11/9)...at Cowboys (11/27), engineered Oilers on 21-play, 13:27-minute drive to put game away (was 3-4 for 45 yards and rushed for 17 yards on three carries, team was 5-of-5 on third-down conversions during drive)...at Bengals (12/4), went over 4,000-yard mark in career passing...at Ravens (12/14), had career-high 45 passing attempts (22-45, 219 yards)...also rushed eight times for 50 yards and two TDs, including 15-yard score in third quarter, where he broke three attempted tackles on his way to end zone...versus Steelers (12/21), led team with career-best 90 yards on seven carries...had career-long and Oiler season-long scamper of 47 yards in third quarter...90 rushing yards were most by individual player versus Steelers in 1997. 1996: Saw action in nine games with four starts...overall, finished year with 90.6 passer rat-

ing...finished second on team in rushing and had pair of TDs...dove headfirst into end zone on both rushing scores...had five passes of 35 yards or longer...dressed but did not play in seven games (1-2, 4-5, 7, 10-11)...replaced Chris Chandler in fourth quarter against Ravens (9/15) and completed only pass attempt on third down...came off bench late in second quarter (Chandler, groin) at Falcons (10/13), finishing with five completions on 10 attempts for 58 yards, and scored first rushing TD of career on 10-yard scramble...against 49ers (10/27), completed 5-of-9 passes for 45 yards...made third start of career at Seahawks (11/3), replacing Chandler (DNP, groin)...connected on 12 of 18 passes for 225 yards, with one TD and one INT...scoring pass was 65-yarder to Sanders...also connected on passes of 49 and 33 yards...connected on career-long 83-yard TD strike to Sanders for second score of game...recorded first 300-yard performance of career by completing 24-of-37 passes for 308 yards, with one TD and one INT...was only second 300-yard performance by Oiler QB since 1993...had 23-yard TD strike to RB Ronnie Harmon and 41-yard pass to Sanders...also set career-highs in rushing attempts (9) and yards (41), including 24-yard TD run in third quarter. 1995: Placed on inactive list as dressed-third QB for first eight games of season...had five passes for 35 yards or longer...saw first NFL action on Oilers' last two series of fourth quarter at Browns (11/5)...began Browns' contest as dressed-third QB...placed on inactive list next four games (10-13)...saw first significant action of season versus Lions (12/10), replacing Chris Chandler (mononucleosis) at start of second half...completed 16-of-27 passes (59.3

MOST RUSHING TOUCHDOWNS BY NFL QB IN SINGLE SEASON

| Player | Team | Year | TD. |
|-----------------|------|------|-----|
| Steve Grogan | NE | 1976 | 12 |
| Kordell Stewart | PIT | 1997 | 11 |
| Greg Landry | DET | 1972 | 9 |
| Steve McNair | TEN | 1999 | 8 |
| Steve McNair | TEN | 1997 | 8 |
| Vince Evans | CHI | 1980 | 8 |
| Bobby Douglass | CHI | 1972 | 8 |

percent) for 203 yards, with one TD and one INT...first completion was 5-yarder to WR Haywood Jeffires...first TD pass was 39-yarder to Sanders...made first NFL start versus Jets (12/17), connecting on 13 of 27 for 198 yards and one TD...hit Jeffires on 35-yard TD.

COLLEGE: Regarded as one of top quarterbacks in college football history...only player in NCAA history to gain more than 16,000 yards (16,823) in total offense during college career...set collegiate record by averaging 400.5 yards in total offense per game...became only third player in Div. I-AA to throw for 100 TDs in career (119)...set overall NCAA record with average of 8.18 yards gained per pass play...owns every Alcorn State game, season and career passing and total offense record...finished 928-of-1,673 (55.5 percent) for 14,496 yards in passing, with 119 TDs and 58 INTs...added 2,327 yards and 33 TDs on 375 rushing attempts (6.2 avg.)...unanimous All-America choice as senior...won Walter Payton Award (top Div. I-AA player), Eddie Robinson Trophy (top player in black college ranks) and finished third in Heisman Trophy race...marked first Div. I-AA player to rank in top five in voting for award since Jerry Rice (Mississippi Valley, 1985)...earned fourth First-Team All-Southwestern Athletic Conference selection...shattered NCAA, conference and school marks completing 304-of-530

passes (57.4 percent) for 4,863 yards and 44 TDs...set NCAA record with average of 527.18 yards in total offense per game...grabbed another Div. I-AA record with 649 yards of offense (491 pass, 156 rush) and added eight passing TDs in 54-28 win over Tenn.-Chattanooga...closed out college career by setting Div. I-AA playoff records for pass attempts (82) and completions (52), while racking up 514 yards and three TDs versus Youngstown State...one of two Alcorn St. football players (Jack Spinks) to have jersey retired...majored in physical education.

PERSONAL: Married to Mechelle (6/21/97), couple splits time in off-season between Nashville and Mount Olive, Miss. with son Tyler (8/22/98)...All-America selection by Super Prep magazine and All-State selection for the Pirates of Mount Olive (MS) High...standout quarterback and defensive back...tied Pascagoula High DB Terrell Buckley's (Miami Dolphins) career state record of 30 INTs...had 15 "picks" in senior season...recruited as defensive back...also excelled in basketball and baseball...alma mater, Alcorn State, honored McNair with "Steve McNair" day on Jan. 30, 2000 in recognition of leading Titans to Super Bowl XXXIV...older brother, Fred, is quarterback for Arena League Carolina Cobras...born Steve LaTreal McNair, Feb. 14, 1973, in Mount Olive, Miss.

300-YARD GAMES

(2 Regular Season, 0 Playoffs)

| Date | Opponent | Att. | Com. | Yds. | Pct. | TD | INT | LG | Sacks | W-L |
|---------|--------------|------|------|------|------|----|-----|-----|-------|-----|
| 12/8/96 | Jacksonville | 37 | 24 | 308 | 64.9 | 1 | 1 | 41 | 5/21 | 0-1 |
| 9/12/99 | Cincinnati | 32 | 21 | 341 | 65.6 | 3 | 1 | 47t | 2/7 | 1-0 |

TITANS' RECORD WHEN MC NAIR . . .

Team's Record

| | Total | Reg. Season | Playoffs |
|--------------------------------------|-------|-------------|----------|
| Started | 32-21 | 29-20 | 3-1 |
| Starts vs. AFC Central | 17-9 | 16-9 | 1-0 |
| Throws for 300 yards | 1-1 | 1-1 | 0-0 |
| Throws at least one TD pass | 20-13 | 19-13 | 1-0 |
| Throws two or more TD passes | 7-4 | 7-4 | 0-0 |
| Throws one TD and runs for another | 9-0 | 8-0 | 1-0 |
| Throws for two TD's and runs for one | 3-0 | 3-0 | 0-0 |
| Runs for TD | 18-2 | 16-2 | 2-0 |
| Runs for two or more TD's | 3-1 | 3-1 | 0-0 |
| Was not intercepted | 20-6 | 19-5 | 1-1 |

McNAIR'S TITANS STATISTICS

| Year | G/S | Att. | Com. | Yds. | Passing Pct. | TD | INT | LG | Sacks | Rating |
|---------------|--------------|-------------|------------|-------------|--------------|-----------|-----------|------------|---------------|-------------|
| 1995 | 4/2 | 80 | 41 | 569 | 51.3 | 3 | 1 | 53 | 6/63 | 81.7 |
| 1996 | 9/4 | 143 | 88 | 1197 | 61.5 | 6 | 4 | 83t | 9/45 | 90.6 |
| 1997 | 16/16 | 415 | 216 | 2665 | 52.0 | 14 | 13 | 55t | 31/190 | 70.4 |
| 1998 | 16/16 | 492 | 289 | 3228 | 58.7 | 15 | 10 | 47 | 33/176 | 80.1 |
| 1999 | 11/11 | 331 | 187 | 2179 | 56.5 | 12 | 8 | 65t | 16/74 | 78.6 |
| Totals | 56/49 | 1462 | 821 | 9838 | 56.1 | 50 | 36 | 83t | 95/548 | 77.4 |

CAREER POSTSEASON STATISTICS

| | | | | | | | | | | |
|------|-----|-----|----|-----|------|---|---|----|------|------|
| 1999 | 4/4 | 107 | 62 | 514 | 57.9 | 1 | 2 | 32 | 5/27 | 65.7 |
|------|-----|-----|----|-----|------|---|---|----|------|------|

| Year | Att. | Yds. | Avg. | Rushing | |
|---------------|------------|-------------|------------|------------|-----------|
| | | | | LG | TD |
| 1995 | 11 | 38 | 3.5 | 13 | 0 |
| 1996 | 31 | 169 | 5.5 | 24t | 2 |
| 1997 | 101 | 674 | 6.7 | 47 | 8 |
| 1998 | 77 | 559 | 7.3 | 71t | 4 |
| 1999 | 72 | 337 | 4.7 | 38 | 8 |
| Totals | 292 | 1777 | 6.1 | 71t | 22 |

CAREER POSTSEASON STATISTICS

| | | | | | |
|------|----|-----|-----|----|---|
| 1999 | 30 | 209 | 7.0 | 51 | 3 |
|------|----|-----|-----|----|---|

Single-Game Highs

Attempts - 49 at Green Bay (12/20/98)

Playoffs - 36 vs. St. Louis (1/30/00)

Completions - 29 at Green Bay (12/20/98)

Playoffs - 22 vs. St. Louis (1/30/00)

Passing Yards - 341 vs. Cincinnati (9/12/99)

Playoffs - 214 vs. St. Louis (1/30/00)

Longest Pass - 83t at N.Y. Jets (12/1/96)

Playoffs - 32 vs. St. Louis (1/30/00)

TD Passes - 5 vs. Jacksonville (12/26/99)

Playoffs - 1 at Jacksonville (1/23/00)

Interceptions - 3 at Miami (11/7/99)

Playoffs - 1 (twice), last at Jacksonville (1/23/00)

Rushing Yards - 95 at Tampa Bay (11/8/98)

Playoffs - 91 at Jacksonville (1/23/00)

Rushing Attempts - 12 vs. St. Louis (10/31/99)

Playoffs - 9 at Jacksonville (1/23/00)

Longest Rush - 71t at Tampa Bay (11/8/98)

Playoffs - 51 at Jacksonville (1/23/00)

Rushing TDs - 2 (four times), last vs. Pittsburgh (11/21/99)

Playoffs - 2 at Jacksonville (1/23/00)

Additional Career Statistics: Fumbles: 3 (1995), 7 (1996), 17 (1997), 6 (1998), 3 (1999); Fumbles recovered: 2 (1995), 4 (1996), 8 (1997), 4 (1998), 1 (1999).

McNAIR'S PASSER RATINGS

| Category | Att. | Com. | Passing | | | INT | Rating |
|----------------|------|------|---------|------|----|-----|--------|
| | | | Yds. | Pct. | TD | | |
| In 1996 | 143 | 88 | 1197 | 61.5 | 6 | 4 | 90.6 |
| In 1997 | 415 | 216 | 2665 | 52.0 | 14 | 13 | 70.4 |
| In 1998 | 492 | 289 | 3228 | 58.7 | 15 | 10 | 80.1 |
| In 1999 | 331 | 187 | 2179 | 56.5 | 12 | 8 | 78.6 |
| As Starter | 1387 | 778 | 9351 | 56.1 | 48 | 33 | 78.5 |
| In 4th Quarter | 384 | 222 | 2457 | 57.8 | 14 | 11 | 77.1 |
| In Career | 1462 | 821 | 9838 | 56.1 | 50 | 36 | 77.4 |

MCNAIR'S GAME-BY-GAME STATS

1995

| Date | Opp. | Passing | | | | | | Sacks | Rushing A/Y/TD | Passer Rating | |
|--------------------|----------|-----------|-----------|------------|-------------|----------|----------|-----------|-------------------|------------------|-------------|
| | | Att. | Com. | Yds. | Pct. | TD | INT | | | | LG |
| 9/3 | @ Jax. | IA | | | | | | | | | |
| 9/10 | Pitt. | IA | | | | | | | | | |
| 9/17 | Clev. | IA | | | | | | | | | |
| 9/24 | @ Cin. | IA | | | | | | | | | |
| 10/1 | Jax. | IA | | | | | | | | | |
| 10/8 | @ Minn. | IA | | | | | | | | | |
| 10/22 | @ Chi. | IA | | | | | | | | | |
| 10/29 | T.B. | IA | | | | | | | | | |
| 11/5 | @ Clev. | 0 | 0 | 0 | 0.0 | 0 | 0 | 0 | 1/12 | 1/-1/0 | 0.0 |
| 11/12 | Cin. | IA | | | | | | | | | |
| 11/19 | @ K.C. | IA | | | | | | | | | |
| 11/26 | Den. | IA | | | | | | | | | |
| 12/3 | @ Pitt. | IA | | | | | | | | | |
| 12/10 | Det. | 27 | 16 | 203 | 59.3 | 1 | 1 | 39t | 2/15 | 3/10/0 | 79.7 |
| 12/17 | N.Y.J.* | 27 | 13 | 198 | 48.1 | 1 | 0 | 53 | 2/32 | 3/13/0 | 85.1 |
| 12/24 | @ Buff.* | 26 | 12 | 168 | 46.2 | 1 | 0 | 44 | 1/4 | 4/16/0 | 80.3 |
| 1995 Totals | | 80 | 41 | 569 | 51.3 | 3 | 1 | 53 | 6/63 | 11/38/0 | 81.7 |

1996

| Date | Opp. | Passing | | | | | | Sacks | Rushing A/Y/TD | Passer Rating | |
|--------------------|-----------|------------|-----------|-------------|-------------|----------|----------|------------|-------------------|------------------|-------------|
| | | Att. | Com. | Yds. | Pct. | TD | INT | | | | LG |
| 9/1 | K.C. | DNP | | | | | | | | | |
| 9/8 | @ Jax. | DNP | | | | | | | | | |
| 9/15 | Balt. | 1 | 1 | 18 | 100.0 | 0 | 0 | 18 | 0/0 | 1/13/0 | 118.8 |
| 9/29 | @ Pitt. | DNP | | | | | | | | | |
| 10/6 | @ Cin. | DNP | | | | | | | | | |
| 10/13 | @ Atl. | 10 | 5 | 58 | 50.0 | 0 | 0 | 20 | 0/0 | 2/9/1 | 67.9 |
| 10/20 | Pitt. | DNP | | | | | | | | | |
| 10/27 | S.F. | 9 | 5 | 45 | 55.6 | 0 | 1 | 18 | 1/10 | 1/10/0 | 29.6 |
| 11/3 | @ Sea.* | 18 | 12 | 225 | 66.7 | 1 | 1 | 65t | 0/0 | 5/22/0 | 105.1 |
| 11/10 | @ N.O. | DNP | | | | | | | | | |
| 11/17 | Mia. | DNP | | | | | | | | | |
| 11/24 | Car. | 17 | 10 | 91 | 58.8 | 0 | 1 | 15 | 1/5 | 2/5/0 | 48.9 |
| 12/1 | @ N.Y.J.* | 17 | 6 | 142 | 35.3 | 2 | 0 | 83t | 0/0 | 8/38/0 | 105.5 |
| 12/8 | Jax.* | 37 | 24 | 308 | 64.9 | 1 | 1 | 41 | 5/21 | 2/20/0 | 88.6 |
| 12/15 | Cin. | 10 | 6 | 72 | 60.0 | 1 | 0 | 16t | 1/5 | 1/11/0 | 115.4 |
| 12/22 | @ Balt.* | 24 | 19 | 238 | 79.2 | 1 | 0 | 43 | 1/4 | 9/41/1 | 121.9 |
| 1996 Totals | | 143 | 88 | 1197 | 61.5 | 6 | 4 | 83t | 9/45 | 31/169/2 | 90.6 |

1997

| Date | Opp. | Passing | | | | | | Sacks | Rushing A/Y/TD | Passer Rating | |
|--------------------|----------|------------|------------|-------------|-------------|-----------|-----------|------------|-------------------|------------------|-------------|
| | | Att. | Com. | Yds. | Pct. | TD | INT | | | | LG |
| 8/13 | Oak.* | 25 | 13 | 182 | 52.0 | 1 | 1 | 48t | 3/18 | 3/23/0 | 72.4 |
| 9/9 | @ Mia.* | 14 | 7 | 109 | 50.0 | 0 | 1 | 46 | 0/0 | 11/62/0 | 46.4 |
| 9/21 | Balt.* | 33 | 20 | 199 | 60.6 | 1 | 1 | 36t | 3/19 | 4/36/0 | 75.2 |
| 9/28 | @ Pitt.* | 43 | 22 | 266 | 51.2 | 2 | 2 | 36 | 7/40 | 3/29/0 | 65.2 |
| 10/5 | @ Sea.* | 28 | 12 | 101 | 42.9 | 1 | 2 | 12 | 2/22 | 3/11/0 | 35.0 |
| 10/12 | Cin.* | 30 | 16 | 199 | 53.3 | 3 | 0 | 39t | 1/6 | 6/65/0 | 107.5 |
| 10/19 | Wash.* | 21 | 13 | 192 | 61.9 | 0 | 0 | 28 | 2/7 | 10/53/1 | 91.8 |
| 10/26 | @ Ariz.* | 17 | 9 | 146 | 52.9 | 2 | 0 | 55t | 2/13 | 6/70/2 | 121.4 |
| 11/2 | Jax.* | 22 | 13 | 211 | 59.1 | 0 | 1 | 46 | 2/16 | 6/34/0 | 72.3 |
| 11/9 | N.Y.G.* | 23 | 13 | 183 | 56.5 | 0 | 1 | 34 | 1/10 | 8/31/0 | 64.2 |
| 11/16 | @ Jax.* | 22 | 8 | 162 | 36.4 | 0 | 2 | 42 | 0/0 | 6/33/0 | 25.2 |
| 11/23 | Buff.* | 24 | 15 | 167 | 62.5 | 1 | 0 | 26 | 2/8 | 6/45/2 | 97.0 |
| 11/27 | @ Dal.* | 17 | 9 | 81 | 52.9 | 1 | 0 | 22 | 0/0 | 9/26/1 | 85.7 |
| 12/4 | @ Cin.* | 25 | 14 | 146 | 56.0 | 2 | 0 | 19 | 3/15 | 5/16/0 | 99.8 |
| 12/14 | @ Balt.* | 45 | 22 | 219 | 48.9 | 0 | 1 | 25 | 3/19 | 8/50/2 | 53.8 |
| 12/21 | Pitt.* | 26 | 10 | 102 | 38.4 | 0 | 1 | 38 | 2/17 | 7/90/0 | 34.5 |
| 1997 Totals | | 415 | 216 | 2665 | 52.0 | 14 | 13 | 55t | 31/190 | 101/674/8 | 70.4 |

* denotes game started

1998

| Date | Opp. | Passing | | Yds. | Pct. | TD | INT | LG | Sacks | Rushing A/Y/TD | Passer Rating |
|--------------------|----------|------------|------------|-------------|-------------|-----------|-----------|-----------|---------------|-------------------|------------------|
| | | Att. | Com. | | | | | | | | |
| 9/6 | @ Cin.* | 21 | 10 | 135 | 47.6 | 1 | 0 | 38 | 0/0 | 1/1/0 | 84.4 |
| 9/13 | S.D.* | 34 | 20 | 193 | 58.8 | 1 | 0 | 23 | 3/19 | 3/31/0 | 84.6 |
| 9/20 | @ N.E.* | 38 | 28 | 202 | 73.7 | 1 | 2 | 27 | 1/6 | 3/6/0 | 72.5 |
| 9/27 | Jax.* | 30 | 16 | 198 | 53.3 | 2 | 2 | 38t | 2/14 | 4/13/0 | 68.5 |
| 10/11 | @ Balt.* | 29 | 17 | 207 | 58.6 | 0 | 1 | 22 | 4/29 | 3/47/1 | 66.3 |
| 10/18 | Cin.* | 21 | 16 | 277 | 76.2 | 1 | 0 | 45t | 1/8 | 3/16/1 | 133.5 |
| 10/25 | Chi.* | 29 | 18 | 187 | 62.1 | 1 | 1 | 24 | 4/11 | 4/42/0 | 77.8 |
| 11/1 | @ Pitt.* | 21 | 13 | 167 | 61.9 | 3 | 0 | 33 | 3/15 | 3/16/0 | 126.5 |
| 11/8 | @ T.B.* | 16 | 9 | 123 | 56.3 | 0 | 0 | 27 | 1/6 | 8/95/1 | 81.0 |
| 11/15 | Pitt.* | 31 | 19 | 234 | 61.3 | 1 | 1 | 31 | 2/8 | 6/34/0 | 81.9 |
| 11/22 | NYJ.* | 24 | 13 | 137 | 54.2 | 0 | 0 | 24 | 3/11 | 3/26/0 | 71.0 |
| 11/29 | @ Sea.* | 34 | 18 | 199 | 52.9 | 0 | 0 | 26 | 4/20 | 8/64/1 | 70.6 |
| 12/6 | Balt.* | 43 | 25 | 213 | 56.8 | 0 | 1 | 24 | 0/0 | 5/5/0 | 77.2 |
| 12/13 | @ Jax.* | 39 | 22 | 232 | 56.4 | 1 | 1 | 29 | 2/9 | 11/81/0 | 71.7 |
| 12/20 | @ G.B.* | 49 | 29 | 263 | 59.2 | 3 | 1 | 30t | 2/10 | 8/58/0 | 85.7 |
| 12/26 | Min.* | 33 | 16 | 261 | 48.5 | 0 | 0 | 47 | 2/21 | 3/35/0 | 75.4 |
| 1998 Totals | | 492 | 289 | 3228 | 58.7 | 15 | 10 | 47 | 33/176 | 77/559/4 | 80.1 |

* denotes game started

1999

| Date | Opp. | Passing | | Yds. | Pct. | TD | INT | LG | Sacks | Rushing A/Y/TD | Passer Rating |
|--------------------|---------|------------|------------|-------------|-------------|-----------|----------|------------|--------------|-------------------|------------------|
| | | Att. | Com. | | | | | | | | |
| 9/12 | Cin.* | 32 | 21 | 341 | 65.6 | 3 | 1 | 47t | 2/7 | 6/27/1 | 119.4 |
| 9/19 | Cle. | | | | | | | | | | |
| 9/26 | @ Jac. | | | | | | | | | | |
| 10/3 | @ S.F. | | | | | | | | | | |
| 10/10 | Balt. | | | | | | | | | | |
| 10/17 | @ N.O. | | | | | | | | | | |
| 10/31 | STL.* | 29 | 13 | 186 | 44.8 | 2 | 0 | 34 | 1/8 | 12/36/1 | 89.1 |
| 11/7 | @ Mia.* | 42 | 22 | 205 | 52.4 | 0 | 3 | 40 | 4/15 | 7/33/0 | 36.3 |
| 11/14 | @ Cin.* | 25 | 12 | 103 | 48.0 | 0 | 0 | 20 | 1/5 | 5/14/1 | 59.2 |
| 11/21 | Pit.* | 26 | 14 | 149 | 53.8 | 0 | 1 | 46 | 0/0 | 10/20/2 | 54.8 |
| 11/28 | @ Cle.* | 36 | 18 | 179 | 50.0 | 0 | 0 | 27 | 0/0 | 7/45/1 | 64.5 |
| 12/5 | @ Bal.* | 48 | 28 | 288 | 58.3 | 0 | 2 | 32 | 4/19 | 6/33/0 | 58.3 |
| 12/9 | Oak.* | 20 | 12 | 114 | 60.0 | 0 | 1 | 23 | 2/11 | 4/5/1 | 55.0 |
| 12/19 | Atl.* | 29 | 15 | 216 | 51.7 | 1 | 0 | 48t | 2/9 | 9/76/1 | 87.7 |
| 12/26 | Jac.* | 33 | 23 | 291 | 69.7 | 5 | 0 | 65t | 0/0 | 4/34/0 | 136.5 |
| 1/2 | @ Pit.* | 11 | 9 | 107 | 81.8 | 1 | 0 | 19 | 0/0 | 2/14/0 | 137.5 |
| 1999 Totals | | 331 | 187 | 2179 | 56.5 | 12 | 8 | 65t | 16/74 | 72/337/8 | 78.6 |

* denotes game started

MCNAIR'S GAME-BY-GAME STATS (Postseason)

1999

| Date | Opp. | Passing | | Yds. | Pct. | TD | INT | LG | Sacks | Rushing A/Y/TD | Passer Rating |
|--------------------|---------|------------|-----------|------------|-------------|----------|----------|-----------|-------------|-------------------|------------------|
| | | Att. | Com. | | | | | | | | |
| 1/8 | Buf.* | 24 | 13 | 76 | 54.2 | 0 | 1 | 14 | 3/21 | 6/19/1 | 43.1 |
| 1/16 | @ Ind.* | 24 | 13 | 112 | 54.2 | 0 | 0 | 26 | 0/0 | 7/35/0 | 66.7 |
| 1/23 | @ Jac.* | 23 | 14 | 112 | 60.9 | 1 | 1 | 15 | 1/0 | 9/91/2 | 69.5 |
| 1/30 | STL | 36 | 22 | 214 | 61.1 | 0 | 0 | 32 | 1/6 | 8/64/0 | 77.8 |
| 1999 Totals | | 107 | 62 | 514 | 57.9 | 1 | 2 | 32 | 5/27 | 30/209/3 | 65.7 |

McNAIR VS. NFL

Team-by-Team Regular Season Passing Totals

| Opponent | G/S | Att. | Com. | Yds. | Pct. | TD | INT | LG | Sacks | A/Y/TD | W-L | |
|---------------|--------------|-------------|------------|---------------|-------------|-----------|-----------|------------|---------------|-------------|--------------|--|
| Arizona | 1/1 | 17 | 9 | 146 | 52.9 | 2 | 0 | 55 | 2/13 | 6/70/2 | 1-0 | |
| Atlanta | 1/0 | 10 | 5 | 58 | 50.0 | 0 | 0 | 20 | 0/0 | 2/9/1 | 1-0 | |
| Baltimore | 7/6 | 223 | 132 | 1382 | 59.1 | 2 | 6 | 43 | 14/81 | 36/225/4 | 4-3 | |
| Buffalo | 2/2 | 50 | 27 | 335 | 54.0 | 2 | 0 | 44 | 3/12 | 10/61/2 | 2-0 | |
| (playoffs) | 1/1 | 24 | 13 | 76 | 54.2 | 0 | 1 | 14 | 1/3 | 6/19/1 | 1-0 | |
| Carolina | 1/0 | 17 | 10 | 91 | 58.8 | 0 | 1 | 15 | 1/5 | 2/5/0 | 0-1 | |
| Chicago | 1/1 | 29 | 18 | 187 | 187 | 1 | 1 | 24 | 4/11 | 4/42/0 | 0-1 | |
| Cincinnati | 7/6 | 164 | 95 | 1273 | 57.8 | 11 | 1 | 47 | 9/46 | 27/150/4 | 5-2 | |
| Cleveland | 2/1 | 36 | 18 | 179 | 50.0 | 0 | 0 | 27 | 1/12 | 8/44/1 | 2-0 | |
| Dallas | 1/1 | 17 | 9 | 81 | 52.9 | 1 | 0 | 22 | 0/0 | 9/26/1 | 1-0 | |
| Denver | | | | Has not faced | | | | | | | | |
| Detroit | 1/0 | 27 | 16 | 203 | 59.3 | 1 | 1 | 39t | 2/15 | 3/10/0 | 0-1 | |
| Green Bay | 1/1 | 49 | 29 | 263 | 59.2 | 3 | 1 | 30t | 2/10 | 8/58/0 | 0-1 | |
| Indianapolis | | | | Has not faced | | | | | | | | |
| (playoffs) | 1/1 | 24 | 13 | 112 | 54.2 | 0 | 0 | 26 | 0/0 | 7/35/0 | 1-0 | |
| Jacksonville | 6/6 | 183 | 106 | 1402 | 57.9 | 9 | 7 | 65t | 11/60 | 33/215/0 | 2-4 | |
| (playoffs) | 1/1 | 23 | 14 | 112 | 60.9 | 1 | 1 | 15 | 1/0 | 9/9/1/2 | 1-0 | |
| Kansas City | | | | Has not faced | | | | | | | | |
| Miami | 2/2 | 56 | 29 | 314 | 51.8 | 0 | 4 | 46 | 4/15 | 18/95/0 | 0-2 | |
| Minnesota | 1/1 | 33 | 16 | 261 | 48.5 | 0 | 0 | 47 | 2/21 | 3/35/0 | 0-1 | |
| New England | 1/1 | 38 | 28 | 202 | 73.7 | 1 | 2 | 27 | 1/6 | 3/6/0 | 0-1 | |
| New Orleans | | | | Has not faced | | | | | | | | |
| N.Y. Giants | 1/1 | 23 | 13 | 183 | 56.5 | 0 | 1 | 34 | 1/10 | 8/31/0 | 1-0 | |
| N.Y. Jets | 3/3 | 68 | 32 | 477 | 47.0 | 3 | 0 | 83t | 5/43 | 14/77/0 | 2-1 | |
| Oakland | 2/2 | 45 | 25 | 296 | 55.6 | 1 | 2 | 48t | 5/29 | 7/28/1 | 2-0 | |
| Philadelphia | | | | Has not faced | | | | | | | | |
| Pittsburgh | 6/6 | 158 | 87 | 1025 | 55.1 | 7 | 5 | 46 | 14/80 | 31/203/2 | 5-1 | |
| St. Louis | 1/1 | 29 | 13 | 186 | 44.8 | 2 | 0 | 34 | 1/8 | 12/36/1 | 1-0 | |
| (playoffs) | 1/1 | 36 | 22 | 214 | 61.1 | 0 | 0 | 32 | 1/6 | 8/64/0 | 0-1 | |
| San Diego | 1/1 | 34 | 20 | 193 | 58.8 | 1 | 0 | 23 | 3/19 | 3/31/0 | 0-1 | |
| San Francisco | 1/0 | 9 | 5 | 45 | 55.6 | 0 | 1 | 18 | 1/10 | 1/10/0 | 0-1 | |
| Seattle | 3/3 | 80 | 42 | 525 | 52.5 | 2 | 3 | 65t | 5/24 | 16/97/1 | 0-3 | |
| Tampa Bay | 1/1 | 16 | 9 | 123 | 56.3 | 0 | 0 | 27 | 1/6 | 8/95/1 | 1-0 | |
| Washington | 1/1 | 21 | 13 | 192 | 61.9 | 0 | 0 | 28 | 2/7 | 10/53/1 | 1-0 | |
| Totals | 56/49 | 1462 | 821 | 9838 | 56.1 | 50 | 36 | 83t | 95/548 | 77.4 | 34-25 | |





FRED MILLER

| | |
|-------------------------|---------------------------|
| 6' 7" | 315 lbs |
| 5th NFL Season | 1st with Team |
| 2-6-73 | |
| Baylor | UFA-'00(St. Louis) |
| Eisenhower H.S. | Houston, TX |
| '99 GP/GS: 16/16 | Career: 61/39 |

#71

OFF. TACKLE

PRO: Outstanding competitor with great size and long arms...mammoth size makes for ideal tackle, but versatile enough to play guard...during NFL career, registered 23 starts at right tackle and 15 at left guard...started 22 consecutive games dating back to 1998...signed with the Titans as an unrestricted free agent from St. Louis on Feb. 16, 2000 to fill void when Jon Runyan signed with Philadelphia...originally drafted by Rams in fifth round (141st overall) in 1996 draft.

A Boy And His Heroes

An Oilers fan growing up in Houston, Miller is excited to be joining his boyhood team. Said Miller of the experience, "It's definitely a thrill for me. As a young offensive lineman you sort of idolize Mike Munchak and Bruce Matthews. It's going to be a treat to go out there and play with them. That's everything that you could want in your football career."

1999: Started 16 games at right tackle for Rams offense that ranked first in the league in offense (400.8 yards/game) and ranked seventh in fewest sacks allowed (33)...offense produced seven 100-yard rushing games and nine 300-yard passing games...part of line that registered three sackless games (vs. Atlanta, vs. Carolina, vs. Chicago)...held All-Pro Defensive End Michael Strahan sackless against Giants

(12/19)...started all three playoff games at right tackle. 1998: Started 15 games at left guard and played on special teams...showed versatility when moved from right tackle to left guard in training camp...participated in 86.6 percent of total offensive plays...helped Rams rush for season-high 181 yards against Buffalo (9/20)...part of line that held Bears' (11/8) defense sackless. 1997: Played 15 games with seven starts at right tackle...earned 12th Man offense award from coaches...made first NFL start vs. New Orleans (8/31)...limited Reggie White to two tackles and no sacks at Green Bay (11/9). 1996: Played in 14 games as multi-purpose offensive lineman...handled snapping for field goals...played both tackle positions...played first NFL game on special teams against Washington (9/22).

COLLEGE: Started 41 of possible 44 collegiate games...two-time all-Southwest Conference selection...played in East-West Shrine game and Hula Bowl...majored in sociology.

PERSONAL: Married to Kim (12/28/96), couple lives in Brentwood, Tenn. with son Grant (9/22/99)...All-Greater Houston by at for the Eagles of Eisenhower H.S. in Aldine, Tex....participant in NFL's Punt, Pass and Kick as child...born Fred J. Miller Jr., Feb. 6, 1973, in Houston, Tex.

MILLER'S NFL STATISTICS

Games/Starts: 1996-99 St. Louis: 1996: 14/0, 1997: 15/7, 1998: 15/15, 1999: 16/16 (4/4) Totals: 61/39 (Playoffs: 4/4). **Starts Breakdown:** 1997: RT 7, 1998: LG 15, 1999: RT 15.



DONALD MITCHELL

| | |
|--------------------|-----------------|
| 5' 9" | 185 lbs |
| 2nd NFL Season | 2nd with Titans |
| 10-14-76 | |
| Southern Methodist | 04 - '99 |
| Central H.S. | Beaumont, TX |
| '99 GP/GS: 16/0 | Career: 16/0 |

#29 CORNERBACK

PRO: Versatile defensive back who can play both safety and corner... great speed and intelligence make him invaluable asset on special teams and as extra defensive back...provides needed depth in secondary...switched uniform number from #30 to #29 in off-season...drafted in fourth round (117th overall) of 1999 NFL Draft.

Mustang Building Mustangs

The former SMU pony enjoys building model cars in his spare time. His favorite is an old Ford Mustang he recently completed. His next project will be a model sailboat.

1999: Played in 16 games...ranked fourth on team in special teams tackles with 19...registered at least two special teams tackles in eight games...only Titan to return interception for touchdown in 1999...first Titan rookie to tally interception and interception return for touchdown since Denard Walker in 1997...for season, collected seven tackles...tallied season-high two tackles and blocked punt, which led to safety, in first NFL game versus Cincinnati (9/12)...col-

lected first NFL interception at New Orleans (10/17) and returned it 42 yards for touchdown...recorded season-high three special teams tackles at Cleveland (11/28)...played in all four postseason games, registering tackles versus Buffalo (1/8) and at Indianapolis (1/16)...recorded first postseason interception of career in AFC Championship Game at Jacksonville (1/23), picking off QB Mark Brunell in fourth quarter.

COLLEGE: Played in 41 games with 26 starts and six interceptions in college career at SMU...majored in management information systems.

PERSONAL: Single, lives in Nashville...First-Team All-District selection at Central High in Beaumont, Texas...selected to *San Antonio Express-News* Top 100...named one of top 20 defensive backs in Texas by *Texas Football Magazine*...also lettered in track and baseball for Jaguars...tutored elementary school students in Dallas in 1996...born Donald Roosevelt Mitchell, Dec. 14, 1976 in Beaumont, Tex.

FIRSTS IN TITANS' ERA

- First Preseason Victory vs. Atlanta (17-3), 8/27/99
- First Regular Season Victory vs. Cincinnati (36-35), 9/12/99
- First Victory in Adelphia vs. Cincinnati (36-35), 9/12/99
- First Touchdown: Steve McNair 1-yard run vs. Cincinnati, 9/12/99
- First Touchdown at Adelphia: Steve McNair 1-yard run vs. Cincinnati, 9/12/99
- First TD Reception: Kevin Dyson, 13 yards McNair vs. Cin., 9/12/99

MITCHELL'S TITANS STATISTICS

| Year | G/S | Solo | Asst.. | Total | Sacks | FR | FF | INT | Yds. | PD |
|------|------|------|--------|-------|-------|----|----|-----|------|----|
| 1999 | 16/0 | 6 | 1 | 7 | 0.0 | 0 | 0 | 1 | 42 | 1 |

CAREER POSTSEASON STATISTICS

| Year | G/S | Solo | Asst.. | Total | Sacks | FR | FF | INT | Yds. | PD |
|------|-----|------|--------|-------|-------|----|----|-----|------|----|
| 1999 | 4/0 | 3 | 1 | 4 | 0.0 | 0 | 0 | 1 | 0 | 3 |

Single-Game Highs

Total Tackles - 2 vs. Cincinnati (9/12/99)

Playoffs - 1 (twice), last at Indianapolis (1/16/00)

Interceptions - 1 at New Orleans (10/17/99)

Playoffs - 1 at Jacksonville, (1/23/00)

Special Teams Tackles - 3 at Cleveland (11/28/99)

Additional Career Statistics: Special teams tackles: 1999: 19 (Playoffs, 3); Touchdowns: 1 (42-yd. interception return at New Orleans, 10/17/99).



LORENZO NEAL

| | |
|-------------------------|-------------------------|
| 5' 11" | 240 lbs |
| 8th NFL Season | 2nd with Titans |
| 12-27-70 | |
| Fresno State | UFA - '99 (T.B.) |
| Lemoore H.S. | Fresno, CA |
| '99 GP/GS: 16/14 | Career: 98/51 |

#41

FULLBACK

PRO: Regarded as one of the top blocking backs in the league...helps pave lanes for Pro Bowl RB Eddie George...brings bruising attitude to Titan backfield...punishing lead blocker...paved way for 1,000-yard rusher in each of last three years...has played in 98 NFL career games with 51 starts...signed by Titans as free agent on March 2, 1999...played one season with Tampa Bay (1998) after being traded from N.Y. Jets (1997) and four seasons at New Orleans (1993-96)...owns Saints record for highest single-game rushing average (10.8)...originally drafted in the fourth round (89th overall) in 1993 by the Saints. 1999: Played in 16 games for Titans with 14 starts...alternate for Pro Bowl at fullback...selected to *USA Today's* All-Joe Team...scored career-high three touchdowns (one rushing, two receiving)...helped Eddie George to break 100-yard plateau in seven games, including two in playoffs, gain 1,304 regular season rushing yards, which ranked

Wrestling With the Past

As a member of the Japan Bowl's west squad at the conclusion of his college career, Lorenzo defeated a sumo wrestler in an exhibition match.

third in AFC...also aided George in matching career-high for yards per rush for season at 4.1 yards per carry...first carry as Titan resulted in 1-yard touchdown in win versus Baltimore (10/10), also collected one reception for eight yards...registered season-highs for receptions (3) and receiving yards (15) at New Orleans (10/17), including 4-yard touchdown grab...also paved way for George to gain third-highest rushing total of career (155 yards) against Saints...scored first touchdown of game on 1-yard reception in win versus St. Louis (10/31)...led George to 199 yards and 7.1-yard per rush average on nationally televised game versus Raiders (12/9)...started all four playoff

games...paved way for George to rush for 106 yards versus Buffalo (1/8) and Titans playoff record 162 yards at Indianapolis (1/16)...recorded one reception in AFC Championship Game at Jacksonville (1/23). 1998: Played in 16 games with one start...was key blocker in Tampa Bay running game which finished fourth in NFL...helped pave way for Warrick Dunn (1,026 yards) and Mike Alstott (846 yards)...ended the year with 25 rushing yards on five carries and five receptions for 14 yards and one touchdown...recorded only touchdown of season in season opener at Minnesota (9/6) on 3-yard reception...lone start came versus N.Y. Giants (10/4), and caught season-high three passes for eight yards...registered 25 rushing yards on four carries, both season highs, in season finale at Cincinnati (12/27). 1997: Played in 16 games, including 10 starts...served as Jets primary blocker for RB Adrian Murrell, who rushed for 1,088 yards...started season's first three and last seven contests...totaled 30 rushing yards on 10 carries and eight receptions for 38 yards, including one touchdown...turned first reception of season into touchdown, catching 5-yard pass versus New England (10/19)...recorded season highs in yards and carries at Chicago (11/16), gaining 10 yards on six carries...tallied season-high three receptions for 19 yards versus Minnesota (11/23). 1996: Started 11 of 16 contests and posted career-high 31 receptions for 194 yards, including one touchdown...also ran 21 times for 58 yards and one touchdown...hauled in career-high six passes for 40 yards and touchdown at Atlanta (11/17)...matched reception mark three weeks later in rematch with Falcons (12/8), gaining 19 yards on six catches. 1995: Primarily utilized as blocker in all 16 games, earning six starts...for season, carried just five times for three yards, but added 12 receptions for 123 yards and one touchdown...also returned two kickoffs for total of 28 yards...tallied two catches for 78 yards and first career receiving touchdown versus New England (12/3), turning screen pass into career-long 69-yard score...TD catch versus Patriots stands

as second-longest reception by RB in Saints annals and longest that resulted in a score. 1994: Played in 16 games with seven starts...rushed a career-high 30 times for 90 yards and one touchdown and added two receptions for nine yards...tallied season highs for rushing yards and attempts at Chicago (10/9), gaining 63 yards on 14 carries. 1993: Started first two NFL games at FB before suffering season-ending broken ankle in third quarter of second contest, at Atlanta (9/12)...placed on injured reserve on 9/15...recorded career-high 175 yards on 21 carries despite playing in only two games...led team in rushing in NFL debut at Houston (9/5), gaining 89 yards on 13 carries...before leaving with injury, registered 86 yards on eight carries at Atlanta, including 74-yard touchdown run...marked third-longest run in Saints history and Saints single-game record for yards per carry with 10.8 average.

COLLEGE: Finished four-year career at Fresno State as second all-time leading rusher, racking up 2,405 yards and 27 touchdowns on 487 carries...also caught 59 passes for 500 yards and pair of scores...averaged 4.9 yards per carry and had at least eight rushing touchdowns in all three seasons he lined up in Bulldogs backfield...earned All-Big West honors in junior and senior seasons...also one of top wrestlers in the nation as collegian, earning All-America honors as junior heavyweight...won conference heavyweight title as junior and finished seventh in NCAA Championship meet...majored in criminology.

PERSONAL: Single, splits time between Nashville and Fresno, Calif...very active in community events during NFL career...selected Player of Year as prep football player for Tigers of Lemoore High School in Fresno, Calif...played both fullback and linebacker for the Tigers...also won state wrestling title as senior...born Lorenzo LaVonne Neal, December 27, 1970, in Hanford, Calif.

NEAL'S NFL STATISTICS

| Year | Team | G/S | Rushing | | | | | Receiving | | | | |
|---------------|-------------|--------------|-----------|------------|------------|------------|----------|-----------|------------|------------|------------|----------|
| | | | Att. | Yds. | Avg. | LG | TD | Rec. | Yds. | Avg. | LG | TD |
| 1993 | New Orleans | 2/2 | 21 | 175 | 8.3 | 74t | 1 | 0 | 0 | 0.0 | 0 | 0 |
| 1994 | New Orleans | 16/7 | 30 | 90 | 3.0 | 12 | 1 | 2 | 9 | 4.5 | 5 | 0 |
| 1995 | New Orleans | 16/6 | 5 | 3 | 0.6 | 3 | 0 | 12 | 123 | 10.3 | 69t | 1 |
| 1996 | New Orleans | 16/11 | 21 | 58 | 2.8 | 11 | 1 | 31 | 194 | 6.3 | 23 | 1 |
| 1997 | N.Y. Jets | 16/10 | 10 | 30 | 3.0 | 8 | 0 | 8 | 38 | 4.8 | 14 | 1 |
| 1998 | Tampa Bay | 16/1 | 5 | 25 | 5.0 | 12 | 0 | 5 | 14 | 2.8 | 5 | 1 |
| 1999 | Tennessee | 16/14 | 2 | 1 | 0.5 | 1t | 1t | 7 | 27 | 3.9 | 8 | 2 |
| Totals | | 98/51 | 94 | 382 | 4.1 | 74t | 4 | 65 | 405 | 6.2 | 69t | 6 |

CAREER POSTSEASON STATISTICS

| Year | Team | G/S | Rushing | | | | | Receiving | | | | |
|------|-----------|-----|---------|------|------|----|----|-----------|------|------|----|----|
| | | | Att. | Yds. | Avg. | LG | TD | Rec. | Yds. | Avg. | LG | TD |
| 1999 | Tennessee | 4/4 | 0 | 0 | 0 | 0 | 0 | 1 | 1 | 1.0 | 1 | 0 |

Single-Game Highs

Rushes - 14 vs. Chicago (10/9/94)

Rushing Yards - 89 vs. Houston (9/5/93)

Receptions - 6 @ Atlanta (11/17/96); vs. Atlanta (12/10/96)

Playoffs - 1 at Jacksonville (1/23/00)

Receiving Yards - 78 vs. New England (12/3/95)

Longest Rush - 74t vs. Atlanta (9/12/93)

Longest Reception - 69t vs. New England (12/3/95)



NEIL O'DONNELL

6'4"

228 lbs

11th NFL Season

2nd with Team

7-3-66

Maryland

UFA - '99 (Cinn.)

Madison-Boro H.S.

Madison, N.J.

'99 GP/GS: 8/4

Career: 108/97

#14

QUARTERBACK

PRO: Was valuable addition to Titans last season...led team to 4-1 mark while filling in for an injured Steve McNair, including two 300-yard passing games...brings championship experience to offense and great mentor for Steve McNair...ranks 12th all-time among NFL quarterbacks with 82.02 passer rating entering the 2000 season...NFL career leader among active quarterbacks in lowest interception percentage (2.03, 62 INTs/3057) entering this season...ranks second on career passing yardage for Steelers (10,104)...led Steelers to Super Bowl XXX in 1995...earned Pro Bowl invitation following 1992 season...agreed to terms as unrestricted free agent with the Titans on July 23, 1999

Car Enthusiast

O'Donnell collects, restores and sells classic cars during his off-seasons. Some of his favorites include a Porsche Roadster, 1966 Grand Sport Buick and a 1961 Mercedes. This fascination in cars runs in the family, O'Donnell's father was in the car business for 37 years.

after being waived by Cincinnati on April 19...seasoned veteran has played with Pittsburgh Steelers (1990-95), New York Jets (1996-97), and Cincinnati Bengals (1998)...originally drafted by Pittsburgh in third round (70th overall) in 1990. 1999: Played in eight games with five

starts (Games 2-6)...led team to 4-1 record while filling in for injured McNair...completed 116 of 195 attempts (59.5%) for 1,382 yards and 10 touchdowns...threw for 310 yards and one touchdown on 31 of 40 passing in first start for injured McNair versus Cleveland (9/19)...first 300-yard game for O'Donnell since 9/13/98 at Detroit...completion percentage (78.0%) and 107.3 passer rating versus Browns were season-highs...started in driving downpour, guiding Titans to victory at undefeated Jacksonville (9/26), overcoming 10-point fourth quarter deficit...threw for two touchdowns and 204 yards (17-32) and one interception against Jaguars...recorded third-highest passing total of career in start at San Francisco (10/3), completing 20 of 40 passes for 355 yards, two touchdowns, including season-long throw to RB Eddie George for 54-yard touchdown, and one interception...started in win versus Baltimore (10/10), completing 24 of 35 passes for 216 yards and one touchdown to WR Yancey Thigpen...12th time in NFL career to connect with Thigpen on TD pass...reached 20,000 career passing yard milestone against Ravens...improved to 4-1 as starter at New Orleans (10/17) with two touchdown performance...saw fourth quarter action at Baltimore (12/5) and versus Jacksonville (12/26)...saw three quarters of action in season finale at Pittsburgh (1/2), passing for two touchdowns and 109 yards...did not play in playoffs. 1998: In only season with the Bengals, played in 13 games with 11 starts... posted season-high 303 yards and two TDs in victory at Detroit (9/13)...led team on 93-yard drive in final minutes for winning TD versus Pittsburgh (10/11)...finished day 20 of 26 passing for 298 yards and three TDs...at Tennessee (10/18), completed season-long 76-yard touchdown pass to Damon Gibson... threw three TDs versus Denver (11/1), including 100th TD pass of his NFL career to James Hundon... has streak of 238 consecutive attempts without an intercep-

tion snapped at Jacksonville (11/8)...played in 100th career NFL game and tossed two TDs in first half before suffering injury versus Buffalo (12/6)...suffered fractured index finger on right hand versus Bills and placed on injured list on 12/9 for remainder of season. 1997: Played in 15 games with the Jets with 14 starts...matched career-high with 17 touchdowns...threw for career-high five touchdowns which tied NFL opening day record in win at Seattle (8/31)...overall versus Seahawks, completed 18 of 25 passes for 270 yards...threw 19-yard touchdown to WR Dedric Ward versus Buffalo (9/7)...was 30 of 50 passing for 271 yards, including one touchdown pass to Keyshawn Johnson and one rushing score in overtime loss at New England (9/14)...passed the 15,000-yard mark in career passing at Cincinnati (9/28), while throwing three touchdowns...posted seventh 300-yard passing day of career versus Miami (10/12), completing 24 of 37 for 319 yards and two touchdowns...completed season-long pass of 70 yards to Wayne Chrebet...threw 29-yard TD pass to Johnson at Buffalo (11/20) and suffered first interception in 149 attempts...matched career-high for TDs in season with 17 by throwing two touchdowns versus Indianapolis (12/7). 1996: Signed as unrestricted free agent with Jets on Feb. 29...started and played in first six games of season...missed remainder of season with shoulder and calf injuries...posted two 300-yard games...had first consecutive 300-yard games of NFL career passing for 319 yards versus Indianapolis (9/8) and 325 yards at Miami (9/15)...also threw for three touchdowns in contest versus Dolphins...suffered shoulder separation versus Oakland (10/6) when sacked on blitz by Albert Lewis...missed six games due to shoulder and injured calf during warm-ups of first game back...missed remaining four games of season with calf. 1995: Started 12 games and all three playoff games as Steelers advanced to Super Bowl XXX...suffered fractured

pinkie finger on right hand in season opener versus Detroit (9/3), causing him to miss four contests...opened eight-game win streak versus Jacksonville (10/29) by completing 17 of 25 passing for 178 yards and two touchdowns...hit 34 of 52 for 341 yards at Chicago (11/5)...posted career-high 377-yard performance including three touchdowns versus Cincinnati (11/19)...directed 40-21 win versus Buffalo (1/6) in divisional playoff...threw for one touchdown in AFC Championship win versus Indianapolis (1/14) and directed 67-yard drive for winning TD in final minutes...in Super Bowl XXX versus Dallas (1/28), completed 28 of 49 passes for 239 yards, one touchdown and three interceptions. 1994: Played and started 14 games...led team to 10-4 record as starter...hit season-long pass to Yancey Thigpen at Arizona (10/30)...missed games versus Miami (11/20) and at L.A. Raiders (11/27) with leg and hip injuries...returned from injury to throw two touchdowns in win at Cincinnati (12/4)...in divisional playoff versus Cleveland (1/7), completed 16 of 23 for 186 yards and two touchdowns...posted career postseason highs in AFC Championship versus San Diego (1/15), completing 32 of 54 for 349 yards. 1993: Played in 16 games with 15 starts...posted career highs in completions (270), attempts (486), and yards (3208)...attempts and completions set Steelers season records...missed first half of season opener versus San Francisco (9/5) due to tendinitis...set team record in victory versus Cincinnati (9/19) with 84% completion rate (21 of 25 passing)...also tallied three touchdown passes...completed 19 of 25 passes for 259 yards and two touchdowns in win at Atlanta (9/26)...posted 355 yards on 25 completions at Cleveland (10/24)...threw season-long 71-yard pass to Eric Green at Cincinnati (11/7)...completed 23 of 42 passes for 286 yards and three touchdowns in playoff loss at Kansas City (1/8). 1992: Started and played in 12 games...earned first career Pro Bowl berth, replacing Jim Kelly on

roster...team posted 9-3 mark in his starts...ranked third in AFC in passer rating (83.6) and set Steelers record with 59.1% completions rate for season...threw two TD passes each at Houston (9/6) and at San Diego (9/20)...completed 25 of 32 passes at Cleveland (10/11) and followed that with season-high 287 yards and two TDs versus Cincinnati (10/19)...suffered strained hamstring versus Detroit (11/15) and inactive versus Indianapolis (11/22)...suffered cracked right fibula on sack by Joe Nash versus Seattle (12/3)...was inactive for final three regular season games...returned to start playoff game at Buffalo (1/9) and completed 15 of 29 for 163 yards and two interceptions in first postseason action. 1991: Played in 12 games with eight starts...in NFL debut versus San Diego (9/1), only completion in four attempts went for 89 yards and touchdown to Dwight Stone...relieved Brister in third quarter versus Giants (10/14) and rallied team from 20 point deficit to tie the game, before losing on last minute field goal...made first NFL start versus Seattle (10/20), completing 14 of 22 passes for 184 yards and touchdown...earned first win as starter at Cincinnati (11/10) tossing three touchdowns and no interceptions...relegated to reserve role for seasons final two contests. 1990: Spent season on roster as third QB, but did not see game action.

COLLEGE: Two-year starter for Maryland...left program as second ranked passer in school history, behind Boomer Esiason...completed 387 of 658 passes for 4989 yards and 26 touchdowns...majored in economics.

PERSONAL: Married to Leslie (5/21/94), couple splits time between Nashville and New Jersey with sons Devon (11/9/96) and Dylan (2/27/99)...youngest of nine children, including four older brothers who all played college football...born Neil Kennedy O'Donnell, on July 3, 1966 in Madison, N.J.

O'DONNELL'S NFL STATISTICS

| Year | Team | G/S | Att. | Com. | Yds. | Passing Pct. | TD | INT | LG | Sacks | QB Rating |
|---------------|-----------|---------------|-------------|-------------|--------------|--------------|------------|-----------|-----------|-----------------|-------------|
| 1990 | Pitt | 0/0 | 0 | 0 | 0 | -- | 0 | 0 | 0 | 0 | 00.0 |
| 1991 | Pitt | 12/8 | 286 | 156 | 1963 | 54.5 | 11 | 7 | 89 | 30/214 | 78.8 |
| 1992 | Pitt | 12/12 | 313 | 185 | 2283 | 59.1 | 13 | 9 | 51 | 27/208 | 83.6 |
| 1993 | Pitt | 16/15 | 486 | 270 | 3208 | 55.6 | 14 | 7 | 71 | 41/331 | 79.5 |
| 1994 | Pitt | 14/14 | 370 | 212 | 2443 | 57.3 | 13 | 9 | 60 | 35/250 | 78.9 |
| 1995 | Pitt | 12/12 | 416 | 246 | 2970 | 59.1 | 17 | 7 | 71 | 15/126 | 87.7 |
| 1996 | N.Y. Jets | 6/6 | 188 | 110 | 1147 | 58.5 | 4 | 7 | 78 | 18/127 | 67.8 |
| 1997 | N.Y. Jets | 15/14 | 460 | 259 | 2796 | 56.3 | 17 | 7 | 70 | 45/289 | 80.3 |
| 1998 | Cin | 13/11 | 343 | 212 | 2216 | 61.8 | 15 | 4 | 76 | 30/217 | 90.2 |
| 1999 | Tenn | 8/5 | 195 | 116 | 1362 | 59.5 | 10 | 5 | 54 | 10/69 | 87.6 |
| Totals | | 108/97 | 3057 | 1766 | 20388 | 57.8 | 114 | 62 | 89 | 251/1831 | 82.0 |

CAREER POSTSEASON STATISTICS

| Year | Team | G/S | Att. | Com. | Yds. | Passing Pct. | TD | INT | LG | Sacks | QB Rating |
|---------------|------|------------|------------|------------|-------------|--------------|----------|----------|-----------|--------------|-------------|
| 1992 | Pitt | 1/1 | 29 | 15 | 163 | 51.7 | 0 | 2 | 24 | 7/52 | 39.9 |
| 1993 | Pitt | 1/1 | 42 | 23 | 286 | 54.8 | 3 | 0 | 35 | 3/10 | 99.9 |
| 1994 | Pitt | 2/2 | 77 | 48 | 535 | 62.3 | 3 | 0 | 50 | 0/0 | 96.0 |
| 1995 | Pitt | 3/3 | 125 | 72 | 706 | 57.6 | 3 | 6 | 43 | 5/32 | 61.6 |
| 1999 | Tenn | 0/0 | 0 | 0 | 0 | 0.0 | 0 | 0 | 0 | 0/0 | 0.0 |
| Totals | | 7/7 | 273 | 158 | 1690 | 57.9 | 9 | 8 | 50 | 15/94 | 74.9 |

Single-Game Highs

- Attempts - 55 at Green Bay (12/24/95)
- Playoffs - 54 vs. San Diego (1/15/95)
- Completions - 34 at Chicago (11/5/95)
- Playoffs - 32 vs. San Diego (1/15/95)
- Passing Yards - 377 at Cincinnati (11/19/95)
- Playoffs - 349 vs. San Diego (1/15/95)
- Longest Pass - 89 vs. San Diego (9/1/91)
- Playoffs - 50 vs. Cleveland (1/7/95)
- TD Passes - 5 at Seattle (8/31/97)
- Playoffs - 3 at Kansas City (1/8/94)
- Interceptions - 4 at Seattle (9/25/94)
- Playoffs - 3 vs. Dallas (1/28/96)
- Rushing Yards - 37 at Denver (11/3/91)
- Playoffs - 26 vs. Buffalo (1/9/93)
- Rushing Attempts - 7 at Cleveland (11/26/95)
- Playoffs - 4 (twice), last vs. Buffalo (1/6/96)
- Longest Rush - 27 at Houston (1/28/93)
- Rushing TDs - 1 (four times), last at New England (9/14/97)
- 300-yard passing games - 12, last at San Francisco (10/3/99)



O'Donnell went 4-1 as a starter in 1999 filling in for the injured Steve McNair early in the season.



BENJI OLSON

| | |
|-------------------|------------------|
| 6' 3" | 315 lbs |
| 3rd NFL Season | 3rd with Team |
| 6-5-75 | |
| Washington | 05 - '98 |
| South Kitsap H.S. | Port Orchard, WA |
| '99 GP/GS: 16/16 | Career: 28/17 |

#75

GUARD

PRO: Aggressive and powerful drive blocker...possesses tremendous balance...in only second season, became full-time starter at right guard last year...drafted in fifth round (139th overall) in 1998 draft.

Record Holder

Olson was the defending titlist at the University of Washington offensive line's annual "All You Can Eat Rib Eating Contest." He devoured a contest-record 65 ribs at the 1997 festivities

1999: Started 16 games...part of line that ranked third in NFL in fewest sacks allowed with 25, including five games without allowing a sack...aided RB Eddie George to third-highest rushing total of NFL career (155 yards) at New Orleans (10/17)...part of offensive line that didn't allow sack and helped George produce 113 rushing yards at Cleveland (11/28)...dominated defensive front against Oakland (12/9) as George rushed for second highest total of career (199 yards)...o-line recorded best outing of season against Jacksonville (12/26), as offense tallied highest yardage total of season (476), no sacks allowed, five passing touchdowns and 102-yard performance from George...started all four playoff games...aided George to two postseason 100-yard performances, 106 yards versus Buffalo (1/8) and Titans playoff record 162 yards at Indianapolis (1/16)...offensive line held Colts defense sackless in divisional game at Indianapolis (1/16). 1998: Played in 13 games, including one start...did not play versus San Diego (9/13) or at New

England (9/20) and was inactive versus Jacksonville (9/27)...garnered first career NFL start at Baltimore (10/11) for injured RG Jason Layman...remainder of playing time was as reserve lineman and special teams.

COLLEGE: Entered draft after junior season...nicknamed the "Road Grader" by the Washington coaching staff for his ability to plow holes...started 32 out of 33 games played at Washington...two-time All-America and All-Pacific-10 Conference selection...as junior: First-Team All-Pacific-10 and First-Team All-America selection by the Walter Camp Foundation...semifinalist for the Outland Trophy, awarded to nation's top interior lineman...started all 11 games, shifting from strongside G to weakside G after three games...helped Husky offense average 414.9 yards per game...as sophomore: First-Team All-America selection by the *Associated Press*, *Football News* and *The Sporting News*...became only fourth UW lineman to earn AP postseason acclaim...earned First-Team All-Pac-10 honors...started all 11 games at strongside guard, collecting 79 knockdowns...redshirted in 1994...majored in sociology.

PERSONAL: Single, resides in Franklin, TN....Second-Team All-America pick by *USA Today* for South Kitsap High Wolves in Port Orchard, WA...rated second-best prospect in Northwest by Super Prep...also lettered in track...fourth in shot put (55-9 1/2) at AAA state meet as senior...third (54-0) as junior...born Benji Dempsey Olson, June 5, 1975, in Bremerton, Wash.

OLSON'S TITANS STATISTICS

Games/Starts: 1998: 12/1, 1999: 16/16 Totals: 28/17 (playoffs: 4/4). Starts Breakdown: 1998 RG 1, 1999 RG 16.

PERRY PHENIX



#35

| | |
|-----------------|---------------|
| 5' 11" | 210 lbs |
| 3rd NFL Season | 3rd with Team |
| 11-14-74 | |
| S. Mississippi | FA - '98 |
| Hillcrest H.S. | Dallas, TX |
| '99 GP/GS: 16/1 | Career: 31/4 |

SAFETY

PRO: Big hitter, who has a nose for the ball...one of top returning special team performers for Titans...dependable backup, who has four career NFL starts...lone undrafted rookie free agent to make Tennessee's roster in 1998...signed with Tennessee as undrafted free agent on April 20, 1998.

Hoops Connection

With defense his forte, it's no wonder that Perry's second cousin is former Los Angeles Laker guard Michael Cooper, who was known for his tough defensive play on the hardwood.

1999: Played in 16 games with one start at New Orleans (10/17)...recorded 39 tackles, one forced fumble and team leading 27 special teams tackles...registered three or more special teams tackles five times...saw significant action at San Francisco (9/26), replacing injured Bishop, totaling five tackles and three special teams stops...started for injured Bishop (concussion) at New Orleans (10/17) and posted career-high 14 tackles and forced fumble by Cleeland...tallied career-high five special teams tackles against St. Louis (10/31)...replaced injured Bishop (thumb) against Atlanta (12/19) and recorded seven tackles and one special teams stop...registered seven stops in significant action at Pittsburgh (1/2)...played all four playoff games...tallied one tackle in Super Bowl

XXXIV against St. Louis (1/30). 1998: Played in 15 games with three starts...tallied 28 tackles, one forced fumble and one fumble recovery...also totaled 18 special teams tackles, which ranked third on team...made NFL debut at Cincinnati (9/6) and recorded one special teams tackle...collected first NFL start in win at Pittsburgh (11/1) for injured Blaine Bishop (ankle)...registered season-high nine tackles and two special teams stops and helped defense limit Jerome Bettis to 26 yards...again forced into starting lineup for Bishop (knee) vs. N.Y. Jets (11/22) and at Seattle (11/29)...posted seven stops versus Jets and led team with three special teams tackles...led team with eight tackles at Seattle and had first NFL career forced fumble...jarred ball loose from TE Christian Fauria at Tennessee's 1-yard line...recorded season-high four special teams stops at Jacksonville (12/13)

COLLEGE: Two-year starter at Southern Mississippi after transferring from Trinity Valley Community College...All-Conference USA selection as senior...led Golden Eagles with 112 tackles...also recorded two interceptions, two fumble recoveries, one forced fumble and defended five passes...had career-high 18 tackles at then-No. 1 Florida...posted 112 tackles as junior, earning Second-Team All-CUSA honors...also picked off three passes,

defensed six passes and recovered two fumbles...First-Team All-America at TVCC in 1995...led team with 117 tackles and four interceptions, returning two for touchdowns...majored in sports administration.

PERSONAL: Single, resides in Nashville...All-District selection for Panthers of Hillcrest High in Dallas, Texas...born Perry Lee Phenix, Nov. 14, 1974, in Monroe, La.

PHENIX'S TITANS STATISTICS

| Year | G/S | Solo | Asst. | Total | Sacks | FR | FF | INT | Yds. | PD |
|---------------|-------------|-----------|-----------|-----------|------------|----------|----------|----------|----------|----------|
| 1998 | 15/3 | 17 | 11 | 28 | 0.0 | 1 | 1 | 0 | 0 | 1 |
| 1999 | 16/1 | 32 | 7 | 39 | 0.0 | 0 | 1 | 0 | 0 | 0 |
| Totals | 31/4 | 49 | 18 | 67 | 0.0 | 1 | 2 | 0 | 0 | 1 |

CAREER POSTSEASON STATISTICS

| Year | G/S | Solo | Asst. | Total | Sacks | FR | FF | INT | Yds. | PD |
|------|-----|------|-------|-------|-------|----|----|-----|------|----|
| 1999 | 4/0 | 1 | 0 | 1 | 0.0 | 0 | 0 | 0 | 0 | 0 |

Single-Game Highs

Total Tackles - 14 at New Orleans (10/17/998)

Playoffs - 1 vs. St. Louis (1/30/00)

Special Teams Tackles - 5 vs. St. Louis (10/31/99)

Playoffs - 1 vs. St. Louis (1/30/2000)

Additional Career Statistics: Special teams tackles: 1998: 18, 1999: 27.



ZACH PILLER

| | |
|-----------------------|------------------------|
| 6' 5" | 330 lbs |
| 2nd NFL Season | 2nd with Team |
| 5-2-76 | |
| Florida | 03 - '99 |
| Lincoln H.S. | Tallahassee, FL |
| '99 GP/GS: 8/0 | Career: 8/0 |

#69

GUARD

PRO: Punishing pass protector who provides quality depth at guard...possesses good balance and quickness off the snap...drafted in third round (81st overall) in 1999.

Sports and Food

After football Zach would like to go in the restaurant business and open up his own sports bar/restaurant.

1999: Played in eight games...deactivated for seven games...primarily used on special teams and as reserve lineman...saw first NFL action in season opener against Cincinnati (9/12) on special teams...saw time in reserve role on

offensive line versus Atlanta (12/19), Jacksonville (12/26) and at Pittsburgh (1/2)...inactive for all four playoff games.

COLLEGE: All-SEC selection at left tackle as senior...began college career as defensive lineman at Georgia Tech. ...sat out 1995 season under NCAA transfer rules. Freshman: Played in all 11 contests for Georgia Tech, starting six at nose guard and one at DT (Duke)...recorded 37 tackles and one forced fumble...majored in sports management.

PERSONAL: Single, lives in Nashville...Super Prep All-America and All-State selection as offensive lineman at

Lincoln High in Tallahassee, Fla...also earned spots on Blue Chip Illustrated's All-Region and Atlanta Journal-Constitution's Super Southern 100 squads...added 34 tackles (10 for loss)

and three sacks in defensive line duty as Trojans' senior captain...played in Georgia-Florida All-Star Game...lettered three years in basketball...born Zachary Paul Piller, May 2, 1976 in St. Petersburg, Fla.

PILLER'S TITANS STATISTICS

Games/Starts: 1999: 8/0 (Playoffs: 0/0)



#80

MICHAEL ROAN

| | |
|------------------------|----------------------|
| 6' 3" | 250lbs |
| 6th NFL Season | 6th with Team |
| 8-29-72 | |
| Wisconsin | 04 - '95 |
| Iowa City H.S. | Iowa City, IA |
| '99 GP/GS: 11/1 | Career: 63/18 |

TIGHT END

PRO: Outstanding blocker with good hands...spells Frank Wycheck at either H-back or TE position...drafted by Oilers in fourth round (101st overall) in 1995.

Jaguar Killer

Roan scored the first three receiving touchdowns of his five-year NFL career last season with two coming in wins versus division rival Jacksonville.

1999: Played in 11 games with one start, versus Cincinnati (9/12)...recorded nine receptions for 93 yards, including career-high three touchdowns...neck injury forced him to miss five games (10/31 - 11/28)...registered first receiving touchdown of NFL career with 12-yard grab at Jacksonville (9/26)...recorded season-high three receptions at San Francisco (10/3) for 24 yards...scored second touchdown of season versus Jacksonville (12/26) on 4-yard reception...tallied season-long reception in season finale at Pittsburgh (1/2) on 24-yard touchdown grab from Neil O'Donnell...did not play in playoffs due to neck injury...placed on injured reserve on Jan. 14. 1998: Played in 16 games with one start, at Baltimore

(10/11)...posted career-high 13 receptions for 93 yards...recorded at least one reception in nine games...registered season-long 16-yard reception versus Jacksonville (9/27)...tallied lone start at Baltimore (10/11) as Tennessee opened in three-TE formation...hauled in two receptions for seven yards versus Chicago (10/25)...scored first touchdown of NFL career on bizarre play at end of game versus Pittsburgh (11/15), recovering fumbled kickoff in end zone after several laterals by Steelers backfired...posted career-high, four-reception performance for 29 yards versus Baltimore (12/6). 1997: Played in 14 games with 13 starts...set career highs in receptions (12), yards (159), and career-long reception (26 yards)...had at least one reception in six of his 14 games...started eight games at H-back and five at TE...versus Jaguars (11/2), set career-highs in receptions (3), yards (51), and longest reception (26 yards)...versus Giants (11/9) had two receptions for 11 yards...missed two games (11/23 vs. Buffalo, 11/27 at Dallas) with viral infection. 1996: Played in 15 games with one start, missing Dolphins'

contest (11/17) due to hamstring injury...saw action at TE, H-back and FB...also standout player on special teams, recording six tackles on kick coverage...at Jaguars (9/8), registered two solo stops on coverage teams...credited with 13-yard kickoff return after taking short kick from K Norm Johnson at Pittsburgh (9/29)...left game at Saints (11/10) with hamstring injury. 1995: Missed final nine games of season due to dislocated shoulder...originally suffered injury to right shoulder in training camp and placed on inactive list at Jaguars (9/3) and versus Steelers (9/10)...saw action in first NFL game versus Browns (9/17)...caught first NFL pass at Bengals (9/24), 4-yarder from QB Chris Chandler...started first NFL game at tight end at Vikings (10/8) and recorded three receptions for 28 yards...made second consecutive start at TE at Bears (10/22) and caught one pass for six yards before injuring same shoulder...placed on inactive list for remainder of season.

COLLEGE: Finished collegiate career ranked seventh on Wisconsin's all-time

receiving list with 91 catches for 963 yards (10.6 avg.) and nine TDs...started 41 of 44 games over four seasons, plus Rose and Hall of Fame Bowls...Honorable Mention All-Big Ten selection a senior, First-Team All-Big Ten as junior, and Honorable Mention All-Big Ten as sophomore and freshman...majored in business management.

PERSONAL: Single, lives in Nashville...engaged to Amber with wedding planned for next offseason...hobbies include basketball and reading...plans to open restaurant after football...likes to travel, has been to Ireland and Italy in off-season travels in last three years...two-time All-Conference selection at Iowa City (IA) High...team MVP as fullback and linebacker for Little Hawks in senior season...added First-Team All-State honors as defensive lineman in junior campaign...three-time All-Conference pick in basketball, winning 1988-89 state championship...born Michael Phillip Roan, Aug. 29, 1972, in Iowa City, Iowa.

ROAN'S TITANS STATISTICS

| Year | G/S | Rec. | Receiving | | LG | TD |
|---------------|--------------|-----------|------------|------------|-----------|----------|
| | | | Yds. | Avg. | | |
| 1995 | 5/2 | 8 | 46 | 5.8 | 11 | 0 |
| 1996 | 15/1 | 0 | 0 | 0.0 | 0 | 0 |
| 1997 | 14/13 | 12 | 159 | 13.3 | 26 | 0 |
| 1998 | 16/1 | 13 | 93 | 7.2 | 16 | 0 |
| 1999 | 11/1 | 9 | 93 | 10.3 | 24t | 3 |
| Totals | 61/18 | 42 | 391 | 9.3 | 26 | 3 |

Single-Game Highs

- Receptions - 4 vs. Baltimore (12/6/98)
- Receiving Yards - 51 vs. Jacksonville (11/2/97)
- Longest Reception - 26 vs. Jacksonville (11/2/97)
- Touchdowns - 1 (three times), last at Pittsburgh (1/2/00)

Additional Career Statistics:

Special teams tackles: 6 (1996), 12 (1998); Fumbles recovered: 2 (1995, 1998), 1 (1999); Kickoff returns: 1-13 yds. (1996); Touchdowns: 1 - fumble recovery in end zone vs. Pitt. (11/15/98).

MARCUS ROBERTSON



| | |
|-------------------------|-------------------------|
| 5' 11" | 205 lbs |
| 10th NFL Season | 10th with Titans |
| 10-2-69 | |
| Iowa State | 04b - '91 |
| Muir H.S. | Pasadena, CA |
| '99 GP/GS: 15/15 | Career: 120/100 |

#31

SAFETY

PRO: Talented player with good speed, agility and toughness...along with Blaine Bishop, gives Titans one of best safety tandems in NFL...in 1993, became first club safety to earn First-Team All-Pro honors since Mike Reinfeldt (1979)...team's Ed Block Courage Award winner in 1994, returning to play in all 16 games after recovering from ruptured patella tendon...is 10th on franchise's career interception list with 22...tied LB Doug Cline for club record for most career fumble returns for TD (3) and most in a season (2), 1997...drafted with second of two fourth-round picks (102nd overall) in 1991.

Trail Blazer

Marcus attended John Muir High School in Pasadena, Calif. Muir was made famous by baseball pioneer Jackie Robinson, who also attended the school in the late 1930's.

1999: Started 15 games...ranked third on team with 92 tackles, which was second-highest total of career...registered one interception, half sack and 10 passes defended...recorded nine or more tackles in six games...in season opener versus Cincinnati (9/12), posted nine stops and split sack of QB Jeff Blake...at Jacksonville (9/26), totaled four tackles and two passes defended despite played the second half with three teeth missing after knocking out bridge in first half...recorded nine stops in three out of four games: at San Francisco (10/3), at New Orleans (10/17) and versus St. Louis (10/31)...recorded team-high and season-high 10 tackles versus Pittsburgh

(11/21) with one pass defended...matched season-high 10 stops versus Oakland (12/9)...gathered first interception of season and 22nd of career versus Atlanta (12/19)...missed season finale at Pittsburgh following motorcycle accident, which required 150 stitches to his face...returned to action for playoffs, playing in three of four post-season contests...recorded four tackles versus Buffalo (1/8) in Wild Card Game...matched playoff career-high six tackles and one pass defended at Indianapolis (1/16) in Divisional Game...snared first postseason interception of career and three tackles in AFC Championship at Jacksonville (1/23)...left game versus Jaguars with broken left ankle in second quarter, which forced him to miss Super Bowl. 1998: Started 12 games...missed two games (at Pittsburgh, 11/1; at Tampa Bay, 11/8) with right knee injury and missed final two games of season (at Green Bay, 12/20; vs. Minnesota, 12/26) after undergoing appendectomy...finished season with 75 tackles, one interception, and four passes defended...entered club's top 10 all-time interception list with fourth-quarter interception in season opener at Cincinnati (9/6)...marked 21st career interception...recorded season-high 11 stops versus Jacksonville (9/27)...played in 100th career NFL game versus Chicago (10/25) and tallied nine stops before leaving game with injured right knee...returned to action versus Pittsburgh (11/15) after arthroscopic knee surgery to total eight tackles...posted nine tackles versus N.Y. Jets (11/22)...missed final two games of season with appendectomy. 1997: Started 14 games...finished fifth on team in tack-

les (62), tied for lead in interceptions (5), and fumble recoveries (3)...matched career high with 12 passes defended...selected to Sports Illustrated (Dr. Z's) All-Pro Team... missed 12/4 contest at Bengals after having arthroscopic surgery on right knee and 12/21 game vs. Pittsburgh with infection in knee...at Pittsburgh (9/28), recorded fumble recovery from Jerome Bettis and added six tackles...vs. Washington (10/19), credited with first interception of season by Oilers defense with 25-yard return...at Arizona (10/26), recorded fourth multi-interception game of career (no return & 39-yard return)...vs. N.Y. Giants (11/9), led team with season-high 10 tackles and interception of Danny Kanell in last two minutes to seal victory...vs. Bills (11/23), recovered fumble by Thurman Thomas on first play of game and scampered 25 yards for touchdown (first fumble returned for TD by Oiler since 12/5/93)...named AFC Defensive Player of Week for performance vs. Dallas (11/27)...returned TE Eric Bjornson fumble 42 yards for touchdown and also had interception...injured right knee in third quarter and left game...on inactive list at Bengals (12/4), but returned to action at Baltimore (12/14). 1996: Started entire season at FS, finishing third on team in tackles and second in interceptions...four pass thefts were second-highest total of career...saw first action since suffering torn ACL (vs. Steelers, 9/10/95) versus Chiefs (9/1), leading team with season-high nine tackles...followed with nine stops at Jaguars (9/8), adding pair of interceptions for 17 yards in returns...marked third multi-INT game of career...both picks were inside Oilers' 20-yard line...second INT secured Oiler win with under 2:00 left in game...was first multi-INT game by Oiler since CB Cris Dishman's two versus Bucs in 1995 (10/29)...posted second consecutive game with at least one INT against Ravens (9/15), picking off QB Vinny Testaverde in first quarter (27-yd. return)...recorded forced fumble (recovered by Steelers) and one fumble recovery (forced by LB Michael Barrow) at Steelers (9/29)...recorded fourth pick at Ravens (12/22), intercepting Testaverde deep in Oiler territory to thwart Ravens' scoring opportunity in second quarter.

1995: Missed all but two games with torn anterior cruciate ligament...started at FS at Jaguars (9/3), recording two solo tackles on defense and one solo on special teams...versus Steelers (9/10), suffered torn ACL in right knee while attempting to keep feet inbounds on interception attempt at 10:59 mark of first quarter...credited with pass defended on play...underwent surgery to repair ACL injury on Sept. 20...placed on inactive list until moving to injured reserve list on Nov. 30. 1994: Started 16 games and registered first 100-plus tackle season and finished third on club in stops...versus Bengals (9/25), set up 1-yard TD run by RB Gary Brown with 41-yard INT return...tied for team lead with career-high 13 tackles against Giants (11/21). 1993: Emerged as one of top safeties in AFC before suffering season-ending knee injury against Browns (12/12)...ruptured patella tendon and placed on injured reserve (12/30)...started 13 games at FS and was second on club in tackles (82)...received numerous postseason honors, including First-Team All-Pro selection by Associated Press and The Sporting News plus Second-Team All-Pro from College and Pro Football Newsweekly...also named First-Team All-AFC by *United Press International*...led team in interceptions with seven...tied for club lead in fumble recoveries...two-time AFC Defensive Player of Week winner...at New Orleans (9/5), had team-leading 10 tackles and returned recovered fumble by FB Lorenzo Neal (forced by CB Cris Dishman) 80 yards for first career TD...earned AFC Defensive Player of Week honors after intercepting two passes in 30-0 shutout of Chiefs (9/12)...in win at Browns (11/21), had three interceptions to earn AFC Defensive Player of Week...tied club record (done six times) and posted career-best 69-yard return on one...versus Atlanta (12/5), collected six stops, forced fumble and made diving interception in end zone to prevent TD. 1992: In just second NFL season, became starter at free safety following knee injury to Bo Orlando...saw limited action at strong safety...started final 14 games, finishing fifth on team (third among DBs) in tackles...began season wearing special cast to protect broken hand...made first career

start in 23-20 OT win over Chiefs (9/20)...collected first career INT (27-yd. return) off Boomer Esiason pass in 38-24 win at Cincinnati (10/11)...paced team with 10 tackles in 27-3 rout of Bills (12/27)...got first playoff start in loss at Buffalo (1/3/93) and had six stops plus special teams tackle. 1991: As rookie, got significant playing time as special teamer and defensive back in all of team's situational packages...appeared in 16 games and added three solos on special teams...in some specialty alignments, played linebacker for Oilers...in 24-20 loss at New England (9/22), racked up four tackles and first career sack (Hugh Millen).

COLLEGE: Four-year totals at Iowa State included 257 total hits, six interceptions, 22 passes defended, nine forced fumbles and five fumble recoveries...also had 48 punt returns for 267 yards (5.6 avg.)...as senior, despite missing final three games due to broken leg, still earned Honorable Mention All-America and Second-Team All-Big Eight honors...earned First-Team All-Big Eight accolades as junior...in sophomore season, selected Honorable Mention All-Big Eight...also member of ISU's indoor track team...majored in industrial engineering.

PERSONAL: Married to Holly (6/27/92), couple splits offseason between Nashville and Houston, Texas, with daughters, Morgan Ashley (7/27/96), and Milan April (4/17/98)...hobbies include fishing and going to movies...founded Marcus Robertson Children's Foundation...hosts "Books & Balls Camp," both in Houston and Pasadena, Calif...has held celebrity basketball fund-raiser for Mustangs of John Muir High, resulting in three Muir student-athletes receiving \$500 scholarships...also assists teammates, past and present, and other celebrities with fund-raisers in Houston and other cities...Board Member for Texas Gulf Coast Sickle Cell Anemia Association...serves on Celebrity Ambassador Council for "Celebrate the Child, Inc."...has also sponsored field trips to Moody Gardens for multi-impaired students at Dick Dowling Middle School...received "1995 Young African-American Achievers Award"...attended Muir High in Pasadena, lettering in football, track, basketball and baseball...member of 400-meter relay team that won California championship in state record time...born Marcus Aaron Robertson, Oct. 2, 1969, in Pasadena, Calif.

ROBERTSON'S TITANS STATISTICS

| Year | G/S | Solo | Asst. | Total | Sacks | FR | FF | INT | Yds. | PD |
|---------------|----------------|------------|------------|------------|------------|----------|----------|-----------|------------|-----------|
| 1991 | 16/0 | 25 | 5 | 30 | 1.0 | 0 | 0 | 0 | 0 | 2 |
| 1992 | 16/14 | 39 | 32 | 71 | 0.0 | 0 | 0 | 1 | 27 | 6 |
| 1993 | 13/13 | 62 | 20 | 82 | 0.0 | 3 | 2 | 7 | 137 | 12 |
| 1994 | 16/16 | 80 | 31 | 111 | 0.0 | 0 | 2 | 3 | 90 | 6 |
| 1995 | 2/2 | 2 | 0 | 2 | 0.0 | 0 | 0 | 0 | 0 | 1 |
| 1996 | 16/16 | 57 | 25 | 82 | 0.0 | 1 | 1 | 4 | 44 | 6 |
| 1997 | 14/14 | 44 | 18 | 62 | 0.0 | 3 | 0 | 5 | 127 | 12 |
| 1998 | 12/12 | 46 | 29 | 75 | 0.0 | 0 | 0 | 1 | 0 | 4 |
| 1999 | 15/15 | 64 | 28 | 92 | 0.5 | 0 | 0 | 1 | 3 | 10 |
| Totals | 120/102 | 419 | 188 | 607 | 1.5 | 7 | 5 | 22 | 428 | 59 |

POSTSEASON

| Year | G/S | Solo | Asst. | Total | Sacks | FR | FF | INT | Yds. | PD |
|---------------|------------|-----------|----------|-----------|------------|----------|----------|----------|----------|----------|
| 1991 | 2/0 | 6 | 0 | 6 | 0.0 | 0 | 0 | 0 | 0 | 0 |
| 1992 | 1/1 | 4 | 2 | 6 | 0.0 | 0 | 0 | 0 | 0 | 0 |
| 1999 | 3/3 | 13 | 0 | 13 | 0.0 | 0 | 0 | 1 | 0 | 2 |
| Totals | 6/4 | 23 | 2 | 25 | 0.0 | 0 | 0 | 1 | 0 | 2 |

Single-Game Highs

Total Tackles - 13 vs. N.Y. Giants (11/21/94)
 Playoffs - 6 (twice), last at Indianapolis (1/16/00)
 Interceptions - 3 at Cleveland (11/21/93)
 Playoffs - 1 at Jacksonville (1/23/00)

Additional Career Statistics: Special teams tackles: 3 (1991), 8 (1992), 1 (1993), 4 (1994), 1 (1995), 1 (1996). Punt returns: 1-0 yds. (FC-1994), 1-0 yds. (1997); Touchdowns: 3 (80-yd. fumble return @ New Orleans, 9/5/93; 25-yd. fumble return vs. Buffalo, 11/23/97; 42-yd. fumble return @ Dallas, 11/27/97.)



EDDIE ROBINSON

| | |
|----------------------------|------------------------|
| 6' 1" | 243 lbs |
| 9th NFL Season | 7th with Team |
| 4-13-70 | |
| Alabama State | FA - '98 |
| Brother Martin H.S. | New Orleans, LA |
| '99 GP/GS: 16/16 | Career: 127/117 |

LINEBACKER

PRO: Experienced veteran with nose for ball and great deal of intelligence...leader of linebacking corps...versatile player who can play on either side at linebacker...rejoined organization after spending two seasons (1996-97) with Jacksonville Jaguars...durable player who has missed only one game in eight NFL seasons, has started 117 of a possible 127 NFL games...also has started nine post-season games...re-signed with Tennessee prior to 1998 season opener after being waived by Jacksonville...originally drafted by the Oilers in the second round (50th overall) of the 1992 draft.

A Call to the Hall
Was inducted into SWAC "Hall of Fame" in 1998. He became the youngest inductee, and joined such luminaries as Walter Payton, Jackie Slater, Ken Burrough, Lou Brock, and Willis Reed.

1999: Started 16 games...tied with Blaine Bishop for team lead in tackles with 113...recorded career-highs in sacks with six, forced fumbles with four and fumble recoveries with three...recorded eight or more tackles in seven games...in season opener versus Cincinnati (9/12), tallied nine stops...collected first sack of season versus Cleveland (9/19), trapping Tim Couch for three-yard loss...recovered James Stewart fumble at Jacksonville (9/19), which led to first touchdown...recorded season-high 12 tackles in homecoming at New Orleans (10/17)...also forced and recovered fumble against Saints...against

Pittsburgh (11/21), totaled seven tackles, including one-and-half sacks and two tackles for loss...matched career high with two sacks of Rich Gannon against Oakland (12/9) and collected 11 tackles...named AFC Defensive Player of Week for effort versus Raiders...started all four playoff games...ranked second on team in postseason tackles (27)...matched career playoff high in tackles with eight against Buffalo (1/8) and at Indianapolis (1/16)...forced two fumbles and recorded seven tackles in AFC Championship at Jacksonville (1/23)...registered four tackles in Super Bowl XXXIV against St. Louis (1/30). 1998: Started 16 games, despite joining team one week before season opener...ranked second on team in tackles with 139...matched career-high with 3.5 sacks and tied for team lead with LB Lonnie Marts in tackles for loss with seven...also added one interception, one forced fumble and six passes defended...tallied six double-digit tackle performances...registered 10 tackles and half of sack in season opener at Cincinnati (9/6)...facing former team Jacksonville (9/27) for first time, recorded third career interception, one sack and nine tackles ...tallied season-high three tackles for loss in win at Baltimore (10/11)...collected 11 tackles versus Chicago (10/25)...posted another 10-tackle performance at Pittsburgh (11/1)...led team with 11 stops and forced fumble versus Pittsburgh (11/15)...again led team with eight hits at Seattle (11/29)...tallied team-leading nine stops, including one sack in win at Jacksonville

(12/13)...paced defense with team-leading 12 tackles at Green Bay (12/20). 1997: Jaguars' second-leading tackler with 161 tackles...added two sacks, one interception, 10 passes defended, seven QB pressures and two fumble recoveries...had 10 or more tackles in 10 games and led or shared team lead in tackles in five games...played in all 16 games with 13 starts...did not start three games when team opened in nickel defense (Aug. 31 at Baltimore, Nov. 30 vs. Baltimore and Dec. 14 at Buffalo), but played most of those games...sacked Baltimore's Vinny Testaverde in season opener...missed most of Sept. 7 home opener vs. N.Y. Giants with sprained toe...led team with 11 tackles, adding one fumble recovery, one tackle for loss and one pass defended on Sept. 22 vs. Pittsburgh on "Monday Night Football"...had season-high 14 tackles on three successive weeks: Nov. 9 vs. Kansas City, Nov. 16 vs. Tennessee and Nov. 23 at Cincinnati...added an interception vs. Oilers (off Steve McNair) in end zone on final play of game for second career interception...recorded sack (of Todd Collins) and fumble recovery Dec. 14 at Buffalo...started at weakside linebacker in the Dec. 27 Wild Card playoff at Denver, making 11 tackles...1996: Jaguars' leading tackler in regular season with career-high and team-record 165 stops...recorded 10 or more tackles in 12 regular-season games...led or shared team lead in tackles in eight games...also added seven passes defended, one sack, five QB pressures and one fumble recovery...tallied only sack of the season Sept. 29 vs. Carolina (of Steve Beuerlein)...did not start in nickel alignment Nov. 10 vs. Baltimore, ending his streak of 37 consecutive games started...marked first game not started since 9/25/94 while with Houston...set up game-tying touchdown drive Nov. 24 at Baltimore in by recovering Vinny Testaverde's fumble at the Ravens' 30-yard line with 2:43 remaining in game eventually won in overtime...received a defensive game ball for first time as Jaguar...started two of

three playoff games, finishing second on the team with 31 tackles...had nine or more tackles in all three playoff games...earned a defensive game ball in the Wild Card game Dec. 28 at Buffalo with 10 tackles...Made first postseason sack of his career Jan. 4 at Denver in the Divisional Playoffs...Did not start in a goal-line defense in Jan. 12 AFC Championship game at New England, but led the team with 12 tackles including half sack (of Drew Bledsoe) and fumble recovery on sack...signed as an unrestricted free agent on March 1, 1996 from Houston Oilers...1995: Started all 16 games for first time in his career, all at left linebacker, for the Houston Oilers...posted then-career-high 72 tackles to rank third on team, with 3.5 sacks (second), one fumble recovery, one forced fumble, six passes defended and one interception for 49 yards and touchdown...also made two tackles on special teams...registered first career fumble recovery Sept. 24 at Cincinnati...tallied first multi-sack game of NFL career Nov. 5 at Cleveland with two sacks...One week later (Nov. 12), picked off Cincinnati's Jeff Blake and returned 49 yards for first NFL career TD off an interception...tied career highs in total tackles (10) Nov. 26 vs. Denver...had first forced fumble of his career Dec. 3 at Pittsburgh...1994: Started 15 games (14 at left linebacker and one at right linebacker)...missed Sept. 25 game vs. Cincinnati with thumb and ankle injuries...set season bests in tackles (66) and passes defended (six)...also had one special teams tackle...tied career-high with 10 tackles Nov. 16 vs. Pittsburgh...1993: Played in all 16 games with 15 starts at left linebacker...ranked sixth on team with 57 tackles, while adding seven special teams hits...recorded season-best eight tackles and his only sack in the Sept. 5 season opener at New Orleans...blocked first field goal of NFL career Dec. 25, on 24-yard attempt by San Francisco's Mike Cofer...1992: Team's only rookie starter, opening 11 of 16 games played...at season's end was one of only four rookie linebackers

starting in the NFL (along with Dallas' Robert Jones, Cincinnati's Ricardo McDonald and Detroit's Tracy Croggins)...named first-team All Rookie by College & Pro Football Newsweekly...ranked seventh on team with 54 tackles, 10 special teams tackles, and one sack...made first career start Oct. 11 at Cincinnati, replacing Johnny Meads...made first career sack on "Monday Night Football" on Dec. 7 vs. Chicago...drafted with the 22nd choice in the second round, the 50th pick overall and seventh among linebackers.

COLLEGE: Originally attended Alabama State on academic scholarship...walked-on in football...shifted to linebacker after playing on the offensive line as a walk-on freshman...three-year totals include 233 tackles, 11 sacks, 10 passes defended, two fumble recoveries and one interception...as senior was All-Southwestern Athletic Conference and Conference Defensive Player of the Year...also named Associated Press first-team Division I-AA All-America and Sheridan Black College first-team All-America...Made 77 tackles to go with

career-high 6.5 sacks...ended season with 16 tackles and forced fumble in Blue-Gray game...Junior honors included AP first team All-America for Division I-AA, Sheridan Black College Defensive Player of the Year, SWAC Defensive Player of the Year and first-team All-SWAC...also SWAC All-Academic choice with a 3.53 GPA...Sophomore season marked first at linebacker, and earned second-team All-SWAC honors with 67 tackles, one sack and three passes defended...majored in chemistry.

PERSONAL: Married to Tonja (3/23/96), couple splits time between Nashville and Jacksonville, Fla., with son Jakobi (12/21/99)...attended Brother Martin High in New Orleans, lettering in football and track for Crusaders...captain of football team and named high school's Senior Athlete of the Year...mother is junior high school principal...wife Tonja is a kindergarten teacher...frequently speaks at local elementary schools...hobbies are tropical fish and his two dogs (boxers) "Cassius" and "Sox"...born Eddie Joseph Robinson, Jr., April 13, 1970, in New Orleans, La.

ROBINSON'S NFL STATISTICS

| Year | Team | G/S | Total | Sacks | FR | FF | INT | Yds. | LG | TD |
|---------------|--------------|----------------|------------|-------------|----------|----------|----------|-----------|------------|----------|
| 1992 | Houston | 16/11 | 54 | 1.0 | 0 | 0 | 0 | 0 | 0 | 0 |
| 1993 | Houston | 16/15 | 57 | 1.0 | 0 | 0 | 0 | 0 | 0 | 0 |
| 1994 | Houston | 15/15 | 66 | 0.0 | 0 | 0 | 0 | 0 | 0 | 0 |
| 1995 | Houston | 16/16 | 72 | 3.5 | 1 | 1 | 1 | 49 | 49t | 1 |
| 1996 | Jacksonville | 16/15 | 165 | 1.0 | 1 | 0 | 0 | 0 | 0 | 0 |
| 1997 | Jacksonville | 16/13 | 161 | 2.0 | 2 | 0 | 1 | 0 | 0 | 0 |
| 1998 | Tennessee | 16/16 | 139 | 3.5 | 0 | 1 | 1 | 11 | 11 | 0 |
| 1999 | Tennessee | 16/16 | 113 | 6.0 | 3 | 4 | 0 | 0 | 0 | 0 |
| Totals | | 127/117 | 827 | 17.5 | 7 | 6 | 3 | 60 | 49t | 1 |

POSTSEASON

| Year | Team | G/S | Total | Sacks | FR | FF | INT | Yds. | LG | TD |
|---------------|--------------|-------------|-----------|------------|----------|----------|----------|----------|----------|----------|
| 1992 | Houston | 1/1 | 3 | 0.0 | 0 | 0 | 0 | 0 | 0 | 0 |
| 1993 | Houston | 1/1 | 5 | 0.0 | 0 | 0 | 0 | 0 | 0 | 0 |
| 1996 | Jacksonville | 3/2 | 31 | 1.5 | 1 | 1 | 0 | 0 | 0 | 0 |
| 1997 | Jacksonville | 1/1 | 11 | 0.0 | 0 | 0 | 0 | 0 | 0 | 0 |
| 1999 | Tennessee | 4/4 | 27 | 0.0 | 0 | 2 | 0 | 0 | 0 | 0 |
| Totals | | 10/9 | 77 | 1.5 | 1 | 3 | 0 | 0 | 0 | 0 |

Single-Game Highs

Total Tackles - 14 (three times), last vs. Cincinnati (11/23/97)

Playoffs - 8 (three times), last at Indianapolis (1/16/00)

Sacks - 2.0 (twice), last vs. Oakland (12/9/99)

Playoffs - 1.0 at Denver (1/4/97)

Additional Statistics

Special Teams Tackles -21 (career): 10 (1992), 7 (1993), 1 (1994), 2 (1995), 1 (1996), 1 (1999).



SAMARI ROLLE

| | |
|-------------------------|----------------------|
| 6' 0" | 175 lbs |
| 3rd NFL Season | 3rd with Team |
| 8-10-76 | |
| Florida St. | 02 - '98 |
| Miami Beach H.S. | Miami, FL |
| '99 GP/GS: 16/16 | Career: 31/17 |

#21

CORNERBACK

PRO: Solid tackler and cover man with outstanding speed...timed at 4.32 in 40-yard dash...aggressive and physical in bump-and-run coverage...tied franchise mark for interceptions in game with three against Jacksonville (12/26) last season...led team in interceptions last year with four, including three in end zone, in first season as starter...in two seasons, has recorded five sacks from corner position...was second-round selection (46th overall) in 1998 draft.

No. 2

Samari was the last FSU player to wear jersey #2. The number is now retired in honor of former Seminole cornerback Deion Sanders.

1999: Started 16 games...led team in interceptions with four and second in passes defended with 17...also added 70 tackles, three sacks and two fumble recoveries...named to *USA Today's* All-Joe Team...registered season-high eight tackles and pass defense in season opener against Cincinnati (9/12)...produced game saving play at Jacksonville (9/26), collecting first NFL career interception off Mark Brunell in end zone with 52 seconds remaining to seal victory...matched career-high with two sacks against Baltimore (10/10) and matched season-high with eight stops...at Cleveland (11/28), registered one sack and a season-high four passes defended...recorded six tackles and recovered a Rich Gannon fumble against Oakland (12/9), while limiting Tim Brown to three receptions for 30 yards...tied franchise record

with three interceptions in game versus Jacksonville (12/26), picking off two in end zone...one of just three players in NFL (Sam Madison and Champ Bailey) to collect three interceptions in game last season...started all four playoff games...totaled four tackles versus Buffalo (1/8), at Indianapolis (1/16) and at Jacksonville (1/23). 1998: Played in 15 games with one start (at Seattle, 11/29)...saw majority of action in nickel and dime packages...led all Tennessee rookie defenders with 30 tackles...ranked third on team in passes defended with seven...also tallied two sacks, one forced fumble and seven special teams stops...suffered concussion to spinal cord in training camp, which caused him to miss final three preseason games and season opener...made first career NFL appearance versus San Diego (9/13), recording three tackles...forced fumble and registered two tackles versus Jacksonville (9/27)...at Baltimore (10/11), assigned to cover WR Jermaine Lewis in all situations and limited Ravens' leading receiver to one reception for nine yards...posted season-high five tackles versus N.Y. Jets (11/22)...recorded first NFL career sack in win versus Baltimore (12/6), trapping Jim Harbaugh twice in fourth quarter...led team and matched season-high with two special teams stops in season finale versus Minnesota (12/26).

COLLEGE: Played in 38 games with 24 starts at Florida State...picked off 12 passes over four-year collegiate career and 111 tackles...four of his career inter-

ceptions came versus in-state rival Miami...as senior, was selected First-Team All-ACC and Football News Third-Team All-America selection, after recording team-high seven interceptions...as senior, named ACC Defensive Back of the Week after picking off pair of passes in 47-0 mauling of Miami...as junior, recorded interception in No. 1-vs.-No. 2 showdown against Florida in Tallahassee...majored in political science.

between Nashville and Miami, Fla...one daughter, Samara (2/29/00)...Dream Team selection by *Blue Chip Illustrated* for the Miami Beach (FL) High Tide...Super Prep Dixie Defensive Player of the Year...had 62 tackles and six interceptions as senior...also threw for 1,217 yards and eight touchdowns at quarterback, rushed for 402 yards and returned three punts for touchdowns...played in the Super 24 Florida-Georgia All-Star Game...named after an African King...born Samari Toure

PERSONAL: Single, splits offseason

ROLLE'S TITANS STATISTICS

| Year | G/S | Solo | Asst. | Total | Sacks | FR | FF | INT | Yds. | PD |
|---------------|--------------|-----------|-----------|------------|------------|----------|----------|----------|-----------|-----------|
| 1998 | 15/1 | 22 | 8 | 30 | 2.0 | 0 | 1 | 0 | 0 | 7 |
| 1999 | 16/16 | 57 | 13 | 70 | 3.0 | 2 | 0 | 4 | 65 | 17 |
| Totals | 31/17 | 79 | 21 | 100 | 5.0 | 2 | 1 | 4 | 65 | 24 |

POSTSEASON

| Year | G/S | Solo | Asst. | Total | Sacks | FR | FF | INT | Yds. | PD |
|------|-----|------|-------|-------|-------|----|----|-----|------|----|
| 1999 | 4/4 | 11 | 2 | 13 | 1.0 | 0 | 0 | 0 | 0 | 3 |

Single-Game Highs

Total Tackles - 8 (twice), last vs. Baltimore (10/10/99)

Playoffs - 4 (three times), last at Jacksonville (1/23/00)

Sacks - 2.0 (twice), last vs. Baltimore (10/10/99)

Additional Career Statistics: Special teams tackles: 1998: 7, 1999: 1.



JOE SALAVE'A

| | |
|------------------------|----------------------|
| 6' 3" | 290 lbs |
| 3rd NFL Season | 3rd with Team |
| 3-23-75 | |
| Arizona | 04 - '98 |
| Oceanside H.S. | San Diego, CA |
| '99 6P/6S: 10/0 | Career: 23/0 |

DEF. TACKLE

PRO: Intense competitor who can clog up trenches and rush passer from DT position...was fourth-round selection (107th overall) in 1998 draft.

Frequent Flyer Miles

A native of America Samoa, Salave'a goes to the island twice a year to see friends and family. He also is a big fan of the luau and girls in grass skirts.

1999: Played in 10 games...inactive for six games...recorded 10 tackles and seven quarterback pressures...collected

first tackle of season versus Cleveland (9/19)...tallied season-high two tackles at Cincinnati (11/14)...matched season-high in tackles with two against Atlanta (12/19) and four quarterback pressures...played in all four playoff games...tallied two postseason tackles and one quarterback pressure...registered one tackle at Indianapolis (1/16) and at Jacksonville (1/23). 1998: Played in 13 games...part of defensive line rotation and special teams performer...tallied 14 tackles, including one sack and three tackles for loss...registered first NFL

career tackle versus Jacksonville (9/27) with season-high four stops, including two for loss...recorded first NFL career sack versus Cincinnati (10/18), trapping Jeff Blake for 2-yard loss...collected three tackles in season finale versus Minnesota (12/26).

COLLEGE: First team All-Pacific-10 Conference selection as senior...team captain...started final 33 games at Arizona and appeared in all 44 college games for "Desert Swarm"...totaled 157 tackles, including 21.5 sacks and six forced fumbles for college career...as senior, led Wildcats with 11.5 sacks (totaling 73 yards) and 17 tackles for loss...named Pac-10 Defensive Player of the Week as senior after monster effort at Ohio State...had 11 tackles, three sacks for 25 yards and four tackles for loss totaling 30 yards...despite entering

college under Proposition 48, granted extra year of eligibility by NCAA after new rule was passed allowing partial qualifiers who graduated in four years to play four full seasons...as result, became only player ever to play in Hula Bowl twice ('97 & '98 games)...majored in sociology.

PERSONAL: Single, lives in Nashville....native of America Samoa...came to United States during his freshman year of high school (1989)...Super Prep All-Far West and *Long Beach Press-Telegram* "Best of the West" selection for Oceanside (CA) High Pirates...had 13 sacks, five forced fumbles and six fumble recoveries his senior year...played both ways at tackle and handled long-snapping duties...born Joe Fagaone Salave'a, March 23, 1975, in Leone, American Samoa.

SALAVE'A'S TITANS STATISTICS

| Year | G/S | Solo | Asst. | Total | Sacks | FR | FF | INT | Yds. | PD |
|---------------|-------------|-----------|----------|-----------|------------|----------|----------|----------|----------|----------|
| 1998 | 13/0 | 11 | 3 | 14 | 1.0 | 0 | 0 | 0 | 0 | 0 |
| 1999 | 10/0 | 4 | 6 | 10 | 0.0 | 0 | 0 | 0 | 0 | 0 |
| Totals | 23/0 | 15 | 9 | 24 | 1.0 | 0 | 0 | 0 | 0 | 0 |

POSTSEASON

| Year | G/S | Solo | Asst. | Total | Sacks | FR | FF | INT | Yds. | PD |
|------|-----|------|-------|-------|-------|----|----|-----|------|----|
| 1999 | 4/0 | 2 | 0 | 2 | 0.0 | 0 | 0 | 0 | 0 | 0 |

Single-Game Highs

Total Tackles - 4 at Jacksonville (12/13/98)
Playoffs - 1 (twice), last at Jacksonville (1/23/00)
Sacks - 1 vs. Cincinnati (10/18/98)

TENNESSEE'S 13-GAME DIVISION WINNING STREAK

| Date | Opponent | Result | Score |
|----------------|-----------------|----------------|----------------|
| 10/11/98 | at Baltimore | W | 12-8 |
| 10/18/98 | Cincinnati | W | 44-14 |
| 11/1/98 | at Pittsburgh | W | 41-31 |
| 11/15/98 | Pittsburgh | W | 23-14 |
| 12/6/98 | Baltimore | W | 16-14 |
| 12/13/98 | at Jacksonville | W | 16-13 |
| 9/12/99 | Cincinnati | W | 36-35 |
| 9/19/99 | Cleveland | W | 26-9 |
| 9/26/99 | at Jacksonville | W | 20-19 |
| 10/10/99 | Baltimore | W | 14-11 |
| 11/14/99 | at Cincinnati | W | 24-14 |
| 11/21/99 | Pittsburgh | W | 16-10 |
| 11/28/99 | at Cleveland | W | 33-21 |
| Totals: | | 13 wins | 321-213 |



CHRIS SANDERS

| | |
|-----------------|-----------------|
| 6' 1" | 188 lbs |
| 6th NFL Season | 6th with Titans |
| 5-8-72 | |
| Ohio State | D3a - '95 |
| Montbello H.S. | Denver, CO |
| '99 6P/65: 16/0 | Career: 77/41 |

#81

WIDE RECEIVER

PRO: Big-play receiver with exceptional speed...plays primarily in three-receiver set...14 of 17 career NFL touchdowns are from 35 yards or more...has eight 100-yard receiving performances...has at least one reception in 37 of 41 career starts...recorded second-longest streak in club history by catching touchdown passes in five consecutive games in 1995...was first Oiler wide receiver to earn All-Rookie honors since Ernest Givins in 1986...drafted by Oilers in third round (67th overall) in 1995.

Helping Others

Chris started the Chris Sanders Foundation in 1998 with a focus on helping the homeless in the middle Tennessee area. In less than two years, the foundation has raised over \$100,000 for the homeless.

1999: Played in 16 games...collected 20 receptions for 336 yards and one touchdown...registered two or more receptions in five games...tallied two receptions for 17 yards in season opener versus Cincinnati (9/12)...recorded two catches for 27 yards against Cleveland (9/19)...totaled four grabs for 50 yards at Baltimore (12/5)...led team with five receptions for 100 yards, including 48-yard touchdown versus Atlanta (12/19)...marked eighth 100-yard receiving game of NFL career and first of season...played in all four playoff games...recorded three receptions for 49 yards in postseason...registered first playoff catch of career versus Buffalo

(1/8)...tallied two receptions for 38 yards, including 26-yard grab at Indianapolis (1/16). 1998: Played in 14 games with one start...led team with 27.2-yard-per-catch average...for season, tallied five receptions for 136 yards primarily as third-down receiver...posted season-high for receptions (3) and receiving yards (101), including season-long 46-yard reception versus Cincinnati (10/18)...marked seventh 100-yard receiving performance of career...placed on inactive list versus Pittsburgh (11/15) and at Green Bay (12/20)...1997: Played in 15 games, starting 14...led team in yards-per-reception (16.1) and was third on team in receptions (31) and yards (498)...recorded only 100-yard receiving day by an Oiler in 1997 (vs. Ravens, 12/14)...led team in receiving yards five times during season...missed first game of career due to hamstring injury (vs. Bills, 11/23)...vs. Raiders (8/31), led team in receiving, including 48-yard TD reception from Steve McNair in first quarter...vs. Redskins (10/19), had streak of 31 consecutive games with at least one reception snapped...rebounded at Cardinals (10/26), to match career-high for TD catches in game (two) and produce Oilers' longest play of season, 55-yard TD from McNair in third quarter...vs. Jaguars (11/2), registered 100th catch of his career...at Jaguars (11/16), injured right hamstring in first half and did not return...matched career-high with seven receptions at Ravens (12/14) for 100 yards, the sixth 100-yard performance of his career. 1996: Played in all 16 games,

starting 15...set career highs in catches (48), yards (882) and 100-yard games (3), while finishing second on Oilers in receptions...led team for second consecutive season in receiving yards...led AFC (2nd NFL) in yards-per-catch average with 18.4...started every game but at Steelers (9/29) as team opened with two TEs and FB...recorded third 100-yard performance of career at Falcons (10/13), catching four passes for 100 yards and one TD...in win over Steelers (10/20), recorded career-high seven catches for 85 yards...collected 102 yards and one TD on three receptions (34.0 avg.) at Jets (12/1), including career-long 83-yarder from McNair for longest pass play since 87-yard TD from QB Warren Moon to WR Haywood Jeffires at Chiefs in 1990 (12/16)...versus Jaguars (12/8), tied career high with seven catches for 127 yards...became first Oiler to record 100-yard receiving games in consecutive weeks since WR Drew Hill's three straight in 1988. 1995: Saw action in all 16 games, starting 11...led team in touchdown receptions and receiving yards...named to All-Rookie Team by Pro Football Weekly/PFWA...had best yards-per-reception average in NFL (23.5)...finished just one TD reception shy of third-highest total by rookie in NFL history (10 by four players, last Daryl Turner, Seahawks, 1984)...had 12 of Oilers' 18 longest plays from scrimmage...recorded most receptions in single season of 35 yards or longer than any other player in Oiler annals (12)...caught seven TD passes in last seven games...recorded first NFL reception at Jaguars (9/3)...made first NFL start versus Browns (9/17) and had two receptions for 90 yards (42, 48)...caught TD passes of 58 and 46 yards at Bengals (9/24) for first 100-yard receiving day (104 yards for 52.0 avg.) and first multi-TD reception game of career...caught two TD passes at Chiefs (11/19), pulling second in from 40 yards on fourth-and-25 play with 1:46 left in game to help tie score at

13-13...versus Broncos (11/26), caught season-high five passes for career-best 147 yards and two TDs...marked most receiving yards by Oiler WR since Haywood Jeffires' 186 against Jets in 1991 (10/13)...became only fourth player in Oiler annals to record back-to-back, multi-TD receiving games and first since 1965...caught 76-yard TD from Chandler at Steelers (12/3)...grabbed four passes for 61 yards and one TD versus Lions (12/10), hauling in 39-yard score for McNair's first career TD pass.

COLLEGE: Member of Buckeyes' football and track team...started 27 of 34 games for Ohio State, catching 70 passes for 1,114 yards (15.9 avg.) and eight TDs...earned All-America honors in 11 events during track career...set school record in indoor long jump (26' 9 3/4")...named Athlete of Meet at 1994 Big Ten Outdoor Championships...majored in sports and leisure studies.

PERSONAL: Married to Stacie (1/1/96), couple lives in Brentwood, Tenn., with son, Chris, Jr. (9/18/96) and daughter Cierra...nicknamed "Tippy Toes" by friends for walking and running on balls of feet...one of most active players in Nashville in giving back to community...has created football camp and charity golf tournament fund-raiser for underprivileged children...very active with Champions for Christ...has also donated time to visiting schools, hospitals and churches, including Ronald McDonald House...Awarded the 2000 YES Award (Youth + Excellence = Success) from 100 Black Men of Middle Tennessee Organization for contributions of foundation...First-Team All-State selection as receiver at Montbello High in Denver, Colo....won state track titles in long jump, 100 and 200 meters for Warriors...born Christopher Dwayne Sanders, May 8, 1972, in Denver, Colo.

SANDERS' TITANS STATISTICS

| Year | G/S | Receiving | | | | | Rushing | | | | |
|---------------|--------------|------------|-------------|-------------|------------|-----------|----------|------------|-------------|-----------|----------|
| | | Rec. | Yds. | Avg. | LG | TD | Att. | Yds | Avg. | LG | TD |
| 1995 | 16/11 | 35 | 823 | 23.5 | 76t | 9 | 2 | -19 | -9.5 | -6 | 0 |
| 1996 | 16/15 | 48 | 882 | 18.4 | 83t | 4 | 0 | 0 | 0.0 | 0 | 0 |
| 1997 | 15/14 | 31 | 498 | 16.1 | 55t | 3 | 1 | -8 | -8.0 | -8 | 0 |
| 1998 | 14/1 | 5 | 136 | 27.2 | 46 | 0 | 1 | -9 | -9.0 | -9 | 0 |
| 1999 | 16/0 | 20 | 336 | 16.8 | 48t | 1 | 0 | 0 | 0.0 | 0 | 0 |
| Totals | 61/41 | 119 | 2339 | 19.6 | 83t | 16 | 4 | -36 | -9.0 | -6 | 0 |

CAREER POSTSEASON STATISTICS

| Year | G/S | Receiving | | | | | Rushing | | | | |
|------|-----|-----------|------|------|----|----|---------|-----|------|----|----|
| | | Rec. | Yds. | Avg. | LG | TD | Att. | Yds | Avg. | LG | TD |
| 1999 | 4/0 | 3 | 49 | 16.3 | 26 | 0 | 0 | 0 | 0.0 | 0 | 0 |

Single-Game Highs

Receptions - 7 (three times), last at Baltimore (12/14/97)

Playoffs - 2 at Indianapolis (1/16/00)

Receiving Yards - 147 vs. Denver (11/26/95)

Playoffs - 38 at Indianapolis (1/16/00)

Longest Reception - 83t at N.Y. Jets (12/1/96)

Playoffs - 26 at Indianapolis (1/16/00)

TDs - 2 (four times), last at Arizona (10/26/97)

100-yard receiving games: 8, last vs. Atlanta (5-100, 12/19/99)



SCOTT SANDERSON

6' 6"

4th NFL Season

7-25-74

Washington State

Clayton Valley H.S.

'99 GP/GS: 3/3

295 lbs

4th with Titans

03b - '97

Concord, CA

Career: 29/6

#73

GUARD/TACKLE

PRO: Player with great combination of size, strength and speed...has very fluid foot movement and sets hands up quickly on pass protection...notched first NFL starts in 1998, subbing in three games at left tackle for injured Brad Hopkins...logged three starts last season at left guard...drafted in third round (98th overall) in 1997 with selection acquired from Kansas City in exchange for swapping first-round positions.

1999: Started three games at left guard...won starting position in training camp...started season opener against Cincinnati (9/12), as offense gained 403 yards of offense...part of line that did not allow sack in start against Cleveland (9/19)...started in win at Jacksonville

Thrill-Seeker

Sanderson, a self-proclaimed thrill-seeker, has bungee-jumped, cliff-dived, swam with sharks, and is certified to skydive.

(9/26)...ruptured disk in lower back during warm-ups at San Francisco (10/3)...would miss remainder of season after being placed on injured reserve on 10/9 and underwent back surgery 10/23.

1998: Played in 16 games with three starts...replaced injured LT Brad Hopkins (groin) in third quarter at Tampa Bay (11/8)...registered first NFL career start versus Pittsburgh (11/15) at LT in place of Hopkins...also recorded starts versus New York Jets (1/22) and at Seattle

(11/29). 1997: Played in 10 games as special teams player...was on inactive list for final six games of season.

COLLEGE: Anchor on Washington State's offensive line, starting every game at left tackle over final three seasons...Earned Offensive Lineman of Year for Cougars, First-Team All-Pac-10 Conference and First-Team All-America (Sporting News) honors as senior...named team's Offensive Lineman of Year as junior while picking up Second-Team All-Pac-10 accolades...played in East-West Shrine game and Senior Bowl following college career...criminal justice and sociology major.

PERSONAL: Married to Sarah (5/23/98), couple lives in Nashville...enjoys golfing...would like to pursue career in TV broadcasting after football...named Inland Empire Amateur Male Athlete of Year in 1996...lettered three years in football at Clayton Valley (CA) High...started every year as two-way lineman...earned Honorable Mention All-Bay Area Athletic League honors for offensive performance as senior...also lettered in basketball and track for the Ugly Eagles...born Scott Michael Sanderson, July 25, 1974, in Walnut Creek, Calif.

SANDERSON'S TITANS STATISTICS

Games/Starts: 1997: 10/0, 1998: 16/3, 1999: 3/3 Totals: 29/6. Starts Breakdown: 1998: LT 3, 1999: LG 3

DAINON SIDNEY

| | |
|---------------------------|----------------------|
| 6' 0" | 188 lbs |
| 3rd NFL Season | 3rd with Team |
| 5-30-75 | |
| Alabama-Birmingham | 03 - '98 |
| Riverdale H.S. | Atlanta, GA |
| '99 GP/GS: 16/2 | Career: 32/3 |

#37

CORNERBACK

PRO: Active defender who possesses tremendous speed, good size, and smooth backpedaling skills...in 1998, became first rookie to start at cornerback on opening day for franchise since Steve Brown in 1983...ideal for "gunner" position on punt coverage with speed and size...drafted by Tennessee in third round (77th overall) in 1998.

1999: Played in 16 games with two starts...recorded career highs in tackles (39), interceptions (3), passes defended (10), forced fumbles (2) and special teams tackles (15)...was nickel back in Titans defense...opened season against Cincinnati (9/12) with three tackles and

Caring For Kids

This past offseason, Sidney established the Dainon Sidney Foundation that will benefit underprivileged inner-city children.

one interception, which led to Titans touchdown...started at LCB for injured (shoulder) Denard Walker versus Cleveland (9/19)...in showdown with St. Louis (10/31), recorded two tackles, two passes defended and two special teams tackles...collected season-high five tackles at Cincinnati (11/14) and forced Carl Pickens fumble...garnered second start of season at Baltimore (12/5), as Titans opened in nickel defense...tallied career-

high two interceptions against Atlanta's (12/19) Danny Kanell...totaled season-high three special teams tackles at Pittsburgh (1/2)...played all four playoff games...ranked third among Titans defensive backs in postseason tackles with 15...also added two passes defended, one forced fumble and two special teams stops...collected five tackles at Indianapolis (1/16) and at Jacksonville (1/23)...forced Terrence Wilkins fumble at Colts in Divisional Game. 1998: Played in 16 games with one start...tallied 19 tackles, one pass defended and 10 special teams stops....garnered first career NFL start in place of Darryll Lewis (hamstring) in season opener at Cincinnati (9/6)...recorded season-high seven stops, one pass defended and one special teams tackle...awarded defensive game ball by coaches for performance versus Bengals...collected three tackles at Pittsburgh (11/1)...recorded three stops versus Minnesota (12/26) in season finale...registered season-high two special teams tackles versus Cincinnati (10/18) and at Seattle (11/29).

COLLEGE: Excelled both on the gridiron and on the track...started career at East Tennessee State before transferring to UAB...rates third on Blazers' all-time interception list with nine career thefts...combined for 120 tackles, 23 passes defended, and nine picks in 37 college games...holds UAB records in 55 meters, 200m indoors, 200m outdoors,

4x200m indoor relay and 4x100m outdoor relay...All-Conference USA selection by The Poor Man's Guide to the NFL Draft as senior...returned two interceptions for touchdowns during college career...in his first game for UAB, made five solo tackles and picked off pass at Auburn...sat out 1995 season under NCAA transfer rules...had 83-yard kick-off return for touchdown against Morehead State as sophomore at ETSU...four-time All-Conference USA and eight-time All-Southern Conference selection in track and field...won 1997 Conference USA 55m title in school-record time of 6.36 seconds...captured the 1996 Conference USA crown in 200m indoor (21.74) and outdoor (21.07)...won 1994 Southern Conference 200m outdoor (21.06) title...Southern Conference Freshman of the Year in 1994 after winning 200m indoor and outdoor titles...majored in psychology.

PERSONAL: Single, resides in Brentwood, TN...completed 10 hours of classes in Spring of '99 at Tennessee State University to earn college degree...also interned with State Senator Thelma Harper in offseason...two-time All-County selection for the Riverdale (GA) High Raiders...Atlanta Metro Track Man of the Year as senior...younger brother, Melvin, plays guard on UAB football squad...older brother, Dimekko, played football at Gardner-Webb...born Dainon Tarquinius Sidney, May 30, 1975, in Atlanta, Ga.

SIDNEY'S TITANS STATISTICS

| Year | G/S | Solo | Asst. | Total | Sacks | FR | FF | INT | Yds. | PD |
|---------------|-------------|-----------|----------|-----------|----------|----------|----------|----------|-----------|-----------|
| 1998 | 16/1 | 17 | 2 | 19 | 0 | 0 | 0 | 0 | 0 | 1 |
| 1999 | 16/2 | 34 | 5 | 39 | 0 | 0 | 2 | 3 | 12 | 10 |
| Totals | 32/3 | 51 | 7 | 58 | 0 | 0 | 2 | 3 | 12 | 11 |

POSTSEASON

| Year | G/S | Solo | Asst. | Total | Sacks | FR | FF | INT | Yds. | PD |
|------|-----|------|-------|-------|-------|----|----|-----|------|----|
| 1999 | 4/0 | 15 | 0 | 15 | 0.0 | 0 | 1 | 0 | 0 | 2 |

Single-Game Highs

Total Tackles - 7 at Cincinnati (9/6/98)

Playoffs - 4 (four times), last vs. St. Louis (1/30/00)

Interceptions - 2 vs. Atlanta (12/19/99)

Special Teams Tackles - 2 vs. Cincinnati (10/18/98)

Additional Career Statistics: Special teams tackles: 10 (1998), 15 (1999)

YANCEY THIGPEN

| | |
|-------------------|------------------|
| 6' 1" | 203 lbs |
| 9th NFL Season | 3rd with Titans |
| 8-5-69 | |
| Winston-Salem St. | UFA - '98 (Pitt) |
| SW Edgecombe H.S. | Rocky Mount, NC |
| '99 GP/GS: 10/10 | Career: 100/57 |

#82

WIDE RECEIVER

PRO: Big-play, clutch receiver who possesses experience and leadership...joined Tennessee on 2/14/98 after spending six seasons with the Pittsburgh Steelers (1992-97)...two-time Pro Bowler...holds record for longest touchdown in Pro Bowl history with 93-yard scoring grab from Cincinnati's Jeff Blake in 1995...broke record held by former Oilers Dan Pastorini and Ken Burrough (64-yard connection in 1976)...also holds Steeler marks for most receptions in season (85 in '95) and receiving yards in season (1,398 in '97)...has 12 100-plus-yard receiving games in career...has recorded two 1,000-yard receiving seasons...carries streak of 32 consecutive games with at least one reception into next season...has appeared in 11 postseason contests, including four AFC Championship Games and Super Bowl XXX...played four games with San Diego (1991)...originally drafted by Chargers in fourth round (90th overall) in 1991...signed as free agent with Pittsburgh on 10/5/92.

1999: Started 10 games, missing six with injury...led team in yards per catch with 17.1-yard average...tied for team lead in touchdown receptions with four...ranked second in receiving yards with 648 and fourth in receptions with 38...collected four receptions for 74 yards in season opener against Cincinnati (9/12)...also contributed key 21-yard punt return on last possession to set-up game-winning field goal versus Bengals...recorded season-high six

Giving Thanks

Following the passing of his father, Edward, in 1998, Thigpen started a new tradition by hosting a Thanksgiving meal for several underprivileged groups in Nashville. He continued the tradition last season and hopes to make it a yearly event.

receptions for 84 yards versus Cleveland (9/19), including spectacular diving one-handed touchdown grab from Neil O'Donnell...registered season-high 143-yard performance on six receptions at San Francisco (10/3) and one touchdown...fifth-highest yardage total of NFL career...second 100-yard performance as Titan and 12th of career...outfought defensive back in corner of end zone for 32-yard touchdown reception and collected season-long 35-yard grab at 49ers...tallied 99 yards on five receptions against Baltimore (10/10), including 27-yard touchdown catch...did not play at New Orleans (10/17) due to pulled hamstring...led team with five receptions for 60 yards at Miami (11/7)...injured left ankle at Cincinnati (11/14)...inactive next five games with injury...returned to catch 15-yard touchdown against Jacksonville (12/26)...started three playoff games...totaled six receptions for 43 yards and one touchdown in postseason...registered three receptions for 19 yards at Indianapolis (1/16)...reached end zone on nine-yard touchdown in AFC Championship Game at Jacksonville (1/23)...on touchdown grab, fractured

right foot...inactive for Super Bowl XXXIV versus St. Louis (1/30) with injured foot. 1998: Played in nine games with eight starts...missed seven games with injuries (10/18-11/29)...still led club in touchdown receptions (3), ranked second in receiving yards (493), and third in receptions (38)...led team in receptions three times and in receiving yards in four contests...led team in receptions (4) and receiving yards (87), including season-long 55-yard catch in franchise debut at Cincinnati (9/6) in season opener...registered first 100-yard performance as Oiler and led team with six receptions for season-high 102 yards and two touchdowns versus Jacksonville (9/27)...reached end-zone from 38 yards and 18 yards...strained groin at Baltimore (10/11) causing him to miss game versus Cincinnati (10/18)...sustained knee injury in following week's practice and underwent surgery on 10/21...missed next six games rehabbing knee injury...returned to lineup versus Baltimore (12/6) as reserve...started versus Jacksonville (12/13) and led team in receptions (5) and receiving yards (68)...tallied season-high eight receptions for team-leading 90 yards and one touchdown at Green Bay (12/20). 1997: Played in 16 games with 15 starts...rewarded with second Pro Bowl appearance...finished second in AFC with 1,398 receiving yards...marked second 1,000-yard performance of career...shattered Steelers' single-season record held by John Stallworth (1,395 in 1984)...recorded his second 1,000-yard season...produced top two performances in AFC with 196 yards vs. Jaguars (10/26) and 175 yards vs. Broncos (12/7)...post-season honors included: *Pro Football Weekly All-AFC*, *College and Pro Football Weekly Second Team*, *Football News All-AFC*, *Football Digest All-NFL*, *USA Today All-Pro*...tallied six 100-yard games and first back-to-back 100-yard games (10/19 & 10/26)...led team in receiving yards in 11 games and in receptions for 10 games...showed clutch ability as 62 of his 79 receptions resulted in first downs (78.5 percent), which was second-highest in AFC...had career-high seven touch-

down receptions...had 21 catches of 21 yards or more...at Ravens (10/5), recorded first 100-yard game of season with seven receptions for 162 yards...posted second 100-yard game of season and career-long catch of 66 yards at Bengals (10/19), gaining 120 yards on six receptions with one TD...set career highs with 11 catches and 196 yards vs. Jaguars (10/26)...first back-to-back 100-yard games of career...collected his fourth 100-yard game of season vs. Ravens (11/9), with six receptions for 130 yards, including 52-yard TD pass from Kordell Stewart...repeated 100-yard performance following week vs. Bengals (11/16), leading team with five receptions for 101 yards and 20-yard TD catch...went over 1,000 yards receiving in season for second time in career with 87 yards on five receptions at Eagles (11/23)...had career-high three TD catches (33, 69, and 21 yards), including career-long 69-yarder vs. Denver (12/7)...ended game with six catches for 175 yards and sixth 100-yard performance of season...had five receptions for 45 yards at Patriots (12/13), including diving 11-yard grab on fourth-and-seven and two-point conversion that sent the game into overtime...with six catches for 84 yards at Oilers (12/21), set single-season Steelers record for receiving yards in season...started both playoff games...led team with 54 yards on three receptions vs. Patriots (1/3)...led team and set post-season career highs with six catches for 92 yards vs. Denver (1/11) in AFC Championship Game. 1996: Limited to six games in season due to injuries...missed Games 1-2 with ankle sprain and sidelined in Game 3 with hamstring...vs. Oilers (9/29), had streak of 30 consecutive games with at least one catch broken...re-injured hamstring at Chiefs (10/7)...placed on inactive list for Games 6-8...led team with 63 yards on three catches at Bengals (11/10)...vs. Jaguars (11/17), recorded first multi-TD game of career (12, 27 yards)...suffered sprained arch at Miami (11/25)...inactive for Games 13-16 with foot injury...placed on reserve/injured list Jan. 3, before playoff

game at New England (1/5). 1995: Earned first Pro Bowl appearance after record-setting season...started all 16 games for first time in career...broke Stallworth's Steelers single-season record (80 in 1984) with 85 receptions...1,307 yards ranked second on Steelers all-time list...posted four 100-yard games...yardage total ranked second in AFC and receptions ranked fourth in AFC...team leader in receptions for eight games...set personal highs with seven receptions for 91 yards vs. Lions (9/3)...recorded first career 100-yard game and career-high in receptions vs. Vikings (9/24) with 10-catch, 141-yard performance...at Jaguars (10/29), set career high with 160 receiving yards on six receptions...matched career high with 10 receptions for 108 yards at Bears (11/5)...tallied fourth 100-yard performance of season (five catches for 106 yards) at Browns (11/26)...surpassed 1,000-yard mark for season with 94 yards vs. Oilers (12/3)...started every playoff game...led all receivers with 77 yards vs. Bills (1/6)...led Steelers with six receptions for 65 yards in AFC Championship Game vs. Colts (1/14)...had three catches for 19 yards and 6-yard TD vs. Dallas in Super Bowl XXX (1/28)...injured foot in Pro Bowl...teamed with Bengals' Jeff Blake on 93-yard TD reception to break 20-year old Pro Bowl record (64 yards by Oilers' combination of Dan Pastorini to Ken Burrough, 1976). 1994: Played in 15 games, starting six...second on squad with 36 receptions for 546 yards...tied for fifth on team with eight special teams stops and averaged 24.2 yards on five kick returns...three of four TDs came after being named starter...set career-high with 95 yards on three receptions at Cardinals (10/30), including career-long 60-yard TD grab...first Steelers start came vs. Bills (11/14), where he also posted career-best 31-yard kick return...inactive vs. Dolphins (11/20) with sprained knee and ankle...led team with career-high four catches for 57 yards at Raiders (11/27)...matched receiving mark vs. Browns (12/18) with

four grabs for 74 yards, including 40-yard TD...started both playoff games and made first postseason receptions of career. 1993: Played in 12 games and made nine receptions for 154 yards and three TDs...also added six tackles on special teams...scored first NFL TD vs. Bengals (9/19) on 18-yard pass and won special teams game ball with two tackles...received special teams game ball vs. Chargers (10/10) with two tackles...at Denver (11/21), scored on 39-yard TD from Mike Tomczak...suffered quadricep strain at Oilers (11/28) and was inactive for next four weeks...returned vs. Browns (1/2), making two grabs for 39 yards...inactive for playoffs at Chiefs (1/8) with strained hamstring. 1992: Signed 10/5, and played in 12 games, making five tackles on special teams and one reception...caught first NFL reception vs. Lions (11/15) and set up TD drive with 29-yard kickoff return vs. Browns (12/27). 1991: Spent first three weeks on Chargers practice squad before being activated to play in Game 4...returned to practice squad, then activated for last three games with first NFL start coming vs. Broncos (12/22).

COLLEGE: Completed career with 85 receptions for 1,818 yards and 21 TDs...Earned First-Team All-Central Intercollegiate Athletic Association accolades as senior...had 44 receptions for 968 yards and 14 TDs in final year...majored in sports management.

PERSONAL: Single, splits time between Franklin, Tenn. and Charlotte, N.C...will dedicate rest of NFL career to late father, Edward, who passed away June 1998...bought winter coats for underprivileged kids in Nashville...attended Southwest Edgecombe High in Pinetops, N.C....earned all-conference honors as WR for Cougars...also lettered in basketball and track...born Yancey Dirk Thigpen, Aug. 15, 1969, in Tarboro, N.C.

THIGPEN'S NFL STATISTICS

| Year | Team | G/S | Receiving | | | | | Kickoff Returns | | | | |
|---------------|------------|--------------|------------|-------------|-------------|------------|-----------|-----------------|------------|-------------|-----------|----------|
| | | | Rec. | Yds. | Avg. | LG | TD | No. | Yds. | Avg. | LG | TD |
| 1991 | San Diego | 4/1 | 0 | 0 | 0.0 | 0 | 0 | 0 | 0 | 0 | 0 | 0 |
| 1992 | Pittsburgh | 12/0 | 1 | 2 | 2.0 | 2 | 0 | 2 | 44 | 22.0 | 29 | 0 |
| 1993 | Pittsburgh | 12/0 | 9 | 154 | 17.1 | 39t | 3 | 1 | 23 | 23.0 | 23 | 0 |
| 1994 | Pittsburgh | 15/6 | 36 | 546 | 15.2 | 60t | 4 | 5 | 121 | 24.2 | 31 | 0 |
| 1995 | Pittsburgh | 16/16 | 85 | 1307 | 15.4 | 43 | 5 | 0 | 0 | 0.0 | 0 | 0 |
| 1996 | Pittsburgh | 6/2 | 12 | 244 | 20.3 | 39 | 2 | 0 | 0 | 0.0 | 0 | 0 |
| 1997 | Pittsburgh | 16/15 | 79 | 1398 | 17.7 | 69t | 7 | 0 | 0 | 0.0 | 0 | 0 |
| 1998 | Tennessee | 9/8 | 38 | 493 | 13.0 | 55 | 3 | 0 | 0 | 0.0 | 0 | 0 |
| 1999 | Tennessee | 10/10 | 38 | 648 | 17.1 | 35 | 4 | 0 | 0 | 0.0 | 0 | 0 |
| Totals | | 90/48 | 260 | 4144 | 15.9 | 69t | 24 | 8 | 188 | 23.5 | 31 | 0 |

CAREER POSTSEASON STATISTICS

| Year | Team | G/S | Receiving | | | | |
|---------------|------------|--------------|-----------|------------|-------------|-----------|----------|
| | | | Rec. | Yds. | Avg. | LG | TD |
| 1992 | Pittsburgh | 1/0 | 0 | 0 | 0.0 | 0 | 0 |
| 1994 | Pittsburgh | 2/2 | 5 | 45 | 9.0 | 21 | 1 |
| 1995 | Pittsburgh | 3/3 | 12 | 161 | 13.4 | 43 | 1 |
| 1997 | Pittsburgh | 2/2 | 9 | 146 | 16.2 | 28 | 0 |
| 1999 | Tennessee | 3/3 | 6 | 43 | 7/2 | 9t | 1 |
| Totals | | 11/10 | 32 | 395 | 12.3 | 43 | 3 |

Single-Game Highs

Receptions - 11 vs. Jacksonville (10/26/97)

Playoffs - 6 (twice), last vs. Denver (1/11/98)

Receiving Yards - 196 vs. Jacksonville (10/26/97)

Playoffs - 92 vs. Denver (1/11/98)

Longest Reception - 69t vs. Denver (12/7/97)

Playoffs - 43 vs. Buffalo (1/6/96)

TDs - 3 vs. Denver (12/7/97)

Playoffs - 1 (three times), last at Jacksonville (1/23/00)

Additional Career Statistics: 100-Yard Receiving Games: 12, last at San Francisco (6-143, 10/3/99);

Special teams tackles: 1 (1991); 5 (1992); 6 (1993); Rushing: 1-1 yds. (1995), 1-3 yds. (1997) Punt Returns: 1-21 (1999).



THIGPEN'S GAME-BY-GAME RECEIVING

1991

| Date | Opp. | Rec. | Yds. | Avg. | LG | TD |
|--------------------|---------|----------|----------|------------|----------|----------|
| 9/1 | @ Pitt. | PS | | | | |
| 9/8 | @ SF | PS | | | | |
| 9/15 | Atl. | PS | | | | |
| 9/29 | @ Den. | 0 | 0 | 0 | 0 | 0 |
| 10/6 | KC | PS | | | | |
| 10/13 | @ Oak. | PS | | | | |
| 10/20 | @ Rams | PS | | | | |
| 10/27 | Clev. | PS | | | | |
| 11/3 | @ Sea. | PS | | | | |
| 11/10 | Sea. | PS | | | | |
| 11/17 | N.O. | PS | | | | |
| 11/24 | @ NYJ | PS | | | | |
| 12/1 | Raiders | PS | | | | |
| 12/8 | @ KC | 0 | 0 | 0 | 0 | 0 |
| 12/15 | Mia. | 0 | 0 | 0 | 0 | 0 |
| 12/22 | Den.* | 0 | 0 | 0 | 0 | 0 |
| 1991 Totals | | 0 | 0 | 0.0 | 0 | 0 |
| Playoffs | | 0 | 0 | 0.0 | 0 | 0 |

* denotes game started

1993

| Date | Opp. | Rec. | Yds. | Avg. | Long | TD |
|--------------------|-----------|----------|------------|-------------|------------|----------|
| 9/5 | S.F. | 0 | 0 | 0 | 0 | 0 |
| 9/12 | @ LA Rams | 1 | 4 | 4.0 | 4 | 0 |
| 9/19 | Cin. | 1 | 18t | 18.0 | 18t | 1 |
| 9/27 | @ Atl. | 1 | 7t | 7.0 | 7t | 1 |
| 10/10 | S.D. | 0 | 0 | 0 | 0 | 0 |
| 10/17 | N.O. | 1 | 16 | 16.0 | 16 | 0 |
| 10/24 | @ Clev. | 1 | 13 | 13.0 | 13 | 0 |
| 11/7 | @ Cin. | 0 | 0 | 0 | 0 | 0 |
| 11/15 | Buff. | 0 | 0 | 0 | 0 | 0 |
| 11/21 | @ Den. | 2 | 57 | 28.5 | 39t | 1 |
| 11/28 | @ Hou. | 0 | 0 | 0 | 0 | 0 |
| 12/5 | N.E. | 1A | | | | |
| 12/13 | @ Mia. | 1A | | | | |
| 12/19 | Hou. | 1A | | | | |
| 12/26 | @ Sea. | 1A | | | | |
| 1/2 | Clev. | 2 | 39 | 19.5 | 28 | 0 |
| 1993 Totals | | 9 | 154 | 17.1 | 39t | 3 |
| 1/8 | @ K.C. | 0 | 0 | 0 | 0 | 0 |
| Playoffs | | 0 | 0 | 0.0 | 0 | 0 |

* denotes game started

1995

| Date | Opp. | Rec. | Yds. | Avg. | Long | TD |
|--------------------|----------|-----------|-------------|-------------|-----------|----------|
| 9/3 | Det.* | 7 | 91 | 13.0 | 23 | 0 |
| 9/10 | @ Hou.* | 2 | 17 | 8.5 | 12 | 0 |
| 9/18 | @ Mia.* | 5 | 63 | 12.6 | 19 | 0 |
| 9/24 | Minn.* | 10 | 141 | 14.1 | 42 | 1 |
| 10/1 | S.D.* | 3 | 58 | 19.3 | 25 | 0 |
| 10/8 | @ Jax.* | 6 | 160 | 26.7 | 43 | 0 |
| 10/19 | Cin.* | 4 | 55 | 13.8 | 18 | 0 |
| 10/29 | Jax.* | 5 | 87 | 17.4 | 32 | 1 |
| 11/5 | @ Chi.* | 10 | 108 | 10.8 | 19 | 0 |
| 11/13 | Clev.* | 1 | 9 | 9.0 | 9 | 1 |
| 11/19 | @ Cin.* | 6 | 86 | 14.3 | 23 | 0 |
| 11/26 | @ Clev.* | 5 | 106 | 21.2 | 37 | 0 |
| 12/3 | Hou.* | 6 | 94 | 15.7 | 33 | 1 |
| 12/10 | @ Oak.* | 4 | 61 | 15.3 | 26 | 0 |
| 12/16 | N.E.* | 5 | 91 | 18.2 | 32 | 1 |
| 12/24 | @ G.B.* | 6 | 80 | 13.3 | 20 | 0 |
| 1995 Totals | | 85 | 1307 | 15.4 | 43 | 5 |
| 1/6 | Buff.* | 3 | 77 | 25.7 | 43 | 0 |
| 1/14 | Ind.* | 6 | 65 | 10.8 | 0 | 0 |
| 1/28 | Dal.* | 3 | 19 | 6.3 | 1 | 1 |
| Playoffs | | 12 | 161 | 13.4 | 43 | 1 |

*denotes game started

1992

| Date | Opp. | Rec. | Yds. | Avg. | Long | TD |
|--------------------|---------|---------------|----------|------------|----------|----------|
| 9/6 | @ Hou. | Not on Roster | | | | |
| 9/13 | NYJ | Not on Roster | | | | |
| 9/20 | @ S.D. | Not on Roster | | | | |
| 9/27 | @ G.B. | Not on Roster | | | | |
| 10/11 | @ Clev. | 0 | 0 | 0 | 0 | 0 |
| 10/19 | Cin. | 0 | 0 | 0 | 0 | 0 |
| 10/25 | @ K.C. | 0 | 0 | 0 | 0 | 0 |
| 11/1 | Hou. | 0 | 0 | 0 | 0 | 0 |
| 11/8 | @ Buff. | 0 | 0 | 0 | 0 | 0 |
| 11/15 | Det. | 1 | 2 | 2.0 | 2 | 0 |
| 11/22 | Ind. | 0 | 0 | 0 | 0 | 0 |
| 11/29 | @ Cin. | 0 | 0 | 0 | 0 | 0 |
| 12/6 | Sea. | 0 | 0 | 0 | 0 | 0 |
| 12/13 | @ Chi. | 0 | 0 | 0 | 0 | 0 |
| 12/20 | Minn. | 0 | 0 | 0 | 0 | 0 |
| 12/27 | Clev. | 0 | 0 | 0 | 0 | 0 |
| 1992 Totals | | 1 | 2 | 2.0 | 2 | 0 |
| 1/9 | Buff. | 0 | 0 | 0 | 0 | 0 |
| Playoffs | | 0 | 0 | 0.0 | 0 | 0 |

* denotes game started

1994

| Date | Opp. | Rec. | Yds. | Avg. | Long | TD |
|--------------------|--------------|-----------|------------|-------------|------------|----------|
| 9/4 | Dal. | 1 | 21 | 21.0 | 21 | 0 |
| 9/11 | @ Clev. | 2 | 47 | 23.5 | 31 | 1 |
| 9/18 | Ind. | 2 | 23 | 11.5 | 15 | 0 |
| 9/25 | @ Sea. | 3 | 35 | 11.7 | 13 | 0 |
| 10/3 | Hou. | 2 | 25 | 12.5 | 13 | 0 |
| 10/16 | Cin. | 0 | 0 | 0 | 0 | 0 |
| 10/23 | @ NYG | 3 | 20 | 6.7 | 7 | 0 |
| 10/30 | @ Ariz. | 3 | 95 | 31.7 | 60t | 1 |
| 11/6 | @ Hou. | 3 | 62 | 20.7 | 33 | 0 |
| 11/14 | Buff.* | 2 | 8 | 4.0 | 6 | 0 |
| 11/20 | Mia. | 1A | | | | |
| 12/27 | @ LA Raid.*4 | 57 | 14.3 | 27t | 1 | |
| 12/4 | @ Cin.*3 | 38 | 12.7 | 15 | 0 | |
| 12/11 | Phil.* | 2 | 16 | 8.0 | 8 | 0 |
| 12/18 | Clev.* | 4 | 74 | 18.5 | 40t | 1 |
| 12/24 | @ S.D.* | 2 | 25 | 12.5 | 13 | 0 |
| 1994 Totals | | 36 | 546 | 15.2 | 60t | 4 |
| 1/7 | Clev.* | 2 | 10 | 5.0 | 9t | 1 |
| 1/15 | S.D.* | 3 | 35 | 11.7 | 21 | 0 |
| Playoffs | | 5 | 45 | 9.0 | 21 | 1 |

* denotes game started

1996

| Date | Opp. | Rec. | Yds. | Avg. | Long | TD |
|--------------------|---------|-----------|------------|-------------|-----------|----------|
| 9/1 | @ Jax. | 1A | | | | |
| 9/8 | Balt. | 1A | | | | |
| 9/16 | Buff. | 1A | | | | |
| 9/29 | Hou. | 0 | 0 | 0 | 0 | 0 |
| 10/7 | @ K.C. | 4 | 68 | 17.0 | 23 | 0 |
| 10/13 | Cin. | 1A | | | | |
| 10/20 | @ Hou. | 1A | | | | |
| 10/27 | @ Atl. | 1A | | | | |
| 11/3 | St. L. | 0 | 0 | 0 | 0 | 0 |
| 11/10 | @ Cin. | 3 | 63 | 21.0 | 39 | 0 |
| 11/17 | Jax.* | 4 | 79 | 19.8 | 27 | 2 |
| 11/25 | @ Mia.* | 1 | 34 | 34.0 | 34 | 0 |
| 12/1 | @ Balt. | 1A | | | | |
| 12/8 | S.D. | 1A | | | | |
| 12/15 | S.F. | 1A | | | | |
| 12/22 | @ Car. | 1A | | | | |
| 1996 Totals | | 12 | 244 | 20.3 | 39 | 2 |
| 12/29 | Ind. | 1A | | | | |
| 1/5 | @ N.E. | 1A | | | | |
| Playoffs | | 0 | 0 | 0.0 | 0 | 0 |

* denotes game started

1997

| Date | Opp. | Rec. | Yds. | Avg. | Long | TD |
|--------------------|----------|-----------|-------------|-------------|------------|----------|
| 8/31 | Dal.* | 4 | 43 | 10.8 | 15 | 0 |
| 9/7 | Wash.* | 0 | 0 | 0 | 0 | 0 |
| 9/22 | @ Jax.* | 5 | 53 | 10.6 | 21 | 1 |
| 9/28 | Tenn.* | 5 | 89 | 17.8 | 44 | 0 |
| 10/5 | Balt.* | 7 | 162 | 23.1 | 63 | 0 |
| 10/12 | Ind.* | 2 | 24 | 12.0 | 14 | 0 |
| 10/19 | @ Cin. | 6 | 120 | 20.0 | 66 | 1 |
| 10/26 | Jax.* | 11 | 196 | 17.8 | 41 | 0 |
| 11/3 | @ K.C.* | 1 | 11 | 11.0 | 11 | 0 |
| 11/9 | Balt.* | 6 | 130 | 21.7 | 52t | 1 |
| 11/16 | Cin.* | 5 | 101 | 20.2 | 34 | 1 |
| 11/23 | Phil.* | 5 | 87 | 17.4 | 25 | 0 |
| 11/30 | Ariz.* | 5 | 78 | 15.6 | 22 | 0 |
| 12/7 | Den.* | 6 | 175 | 29.2 | 69t | 3 |
| 12/13 | N.E.* | 5 | 45 | 9.0 | 45 | 0 |
| 12/21 | @ Tenn.* | 6 | 84 | 14.0 | 18 | 0 |
| 1997 Totals | | 79 | 1398 | 17.7 | 69t | 7 |
| 1/3 | N.E.* | 3 | 54 | 18.0 | 28 | 0 |
| 1/11 | Den.* | 6 | 92 | 15.3 | 27 | 0 |
| Playoffs | | 9 | 146 | 16.2 | 28 | 0 |

* denotes game started

1999

| Date | Opp. | Rec. | Yds. | Avg. | Long | TD |
|--------------------|---------|--------------|------------|-------------|-----------|----------|
| 9/12 | Cin.* | 4 | 74 | 18.5 | 31 | 0 |
| 9/19 | Cle.* | 6 | 84 | 14.0 | 21 | 1 |
| 9/26 | @ Jax.* | 2 | 42 | 21.0 | 31 | 0 |
| 10/3 | @ S.F.* | 6 | 143 | 23.8 | 35 | 1 |
| 10/10 | Balt.* | 5 | 99 | 19.8 | 28t | 1 |
| 10/17 | @ N.O. | DID NOT PLAY | | | | |
| 10/31 | Stl.* | 2 | 49 | 24.5 | 34 | 0 |
| 11/7 | @ Mia.* | 5 | 60 | 12.0 | 21 | 0 |
| 11/14 | @ Cin.* | 2 | 30 | 15.0 | 20 | 0 |
| 11/21 | Pit. | IA | | | | |
| 11/28 | @ Cle. | IA | | | | |
| 12/5 | @ Balt. | IA | | | | |
| 12/9 | Oak. | IA | | | | |
| 12/19 | Atl. | IA | | | | |
| 12/26 | Jac.* | 2 | 17 | 8.5 | 15 | 1 |
| 1/2 | @ Pit.* | 4 | 50 | 12.5 | 19 | 0 |
| 1999 Totals | | 38 | 648 | 17.1 | 35 | 4 |
| 1/8 | Buf.* | 1 | 8 | 8.0 | 8 | 0 |
| 1/16 | @ Ind.* | 3 | 19 | 6.3 | 7 | 0 |
| 1/23 | @ Jac.* | 2 | 16 | 9.0 | 9t | 1 |
| 1/30 | Stl. | IA | | | | |
| Playoffs | | 6 | 43 | 7.2 | 9t | 1 |

* denotes game started

1998

| Date | Opp. | Rec. | Yds. | Avg. | Long | TD |
|--------------------|----------|-----------|------------|-------------|-----------|----------|
| 9/6 | @ Cin.* | 4 | 87 | 21.8 | 55 | 0 |
| 9/13 | S.D.* | 5 | 51 | 10.2 | 19 | 0 |
| 9/20 | @ N.E.* | 3 | 21 | 7.0 | 9 | 0 |
| 9/27 | Jax.* | 6 | 102 | 17.0 | 38t | 2 |
| 10/11 | @ Balt.* | 2 | 12 | 6.0 | 6 | 0 |
| 10/18 | Cin. | IA | | | | |
| 10/25 | Chi. | IA | | | | |
| 11/1 | @ Pitt. | IA | | | | |
| 11/8 | @ T.B. | IA | | | | |
| 11/15 | Pitt. | IA | | | | |
| 11/22 | NYJ | IA | | | | |
| 11/29 | @ Sea. | IA | | | | |
| 12/6 | Balt. | 2 | 31 | 15.5 | 19 | 0 |
| 12/13 | @ Jax.* | 5 | 68 | 13.6 | 24 | 0 |
| 12/20 | @ G.B.* | 8 | 90 | 11.3 | 30t | 1 |
| 12/26 | Min.* | 3 | 31 | 10.3 | 15 | 0 |
| 1998 Totals | | 38 | 493 | 13.0 | 55 | 3 |

* denotes game started



OFF TO A FLYING START

In the regular season this year, the Titans outscored their opponents, 113-44, in the first quarter of play this season. The Titans' 113 first-quarter points represented the second-highest total in the NFL behind only St. Louis (123). In contrast, Tennessee scored only 54 first-quarter points last season. The first quarter was also the Titans' best on defense, with opponents scoring only 44 points (2.8 points per game). Tennessee's first-quarter points allowed total was the second-best in the AFC, and the Titans allowed only five first-quarter touchdowns all season.

RODNEY THOMAS

| | |
|-----------------|---------------|
| 5' 10" | 210 lbs |
| 6th NFL Season | 6th with Team |
| 3-30-73 | |
| Texas A&M | 03b - '95 |
| Groveton H.S. | Groveton, TX |
| '99 GP/GS: 16/0 | Career: 75/11 |

#22

RUNNING BACK

PRO: Tough, slashing runner with great balance...versatile player who contributes in a number of phases...gives Titans excellent "change-of-pace" back...changed jersey number in off-season from #20 to high school jersey number of #22...as rookie, was one of 19 players in AFC to finish with 1,000 or more combined yards from scrimmage (1,151 total; rushing-947, receiving-204)...has two 100-yard rushing games...also excellent kickoff return specialist...drafted by Oilers in third round in '95 (89th overall) with pick obtained from Vikings in trade for QB Warren Moon.

The Substitute

Rodney returns home to Groveton, Texas in the off-season to spend time with his family and substitute teach at Groveton High.

1999: Played in 16 games...ranked third on team in rushing attempts (43) and yards (164) with one touchdown...recorded nine receptions for 72 yards...also added career-high 16 special teams tackles...totaled five carries for 28 yards at San Francisco (10/3)...registered season-high three receptions at Baltimore (12/5) for 26 yards...recorded season-long 26-yard grab versus Atlanta (12/19)...in three quarters of action at Pittsburgh (1/2), tallied 95 rushing yards on 21 carries, including season-long 22-yard run and 11-yard touchdown scamper...played all four playoff games...rushed for 14 yards

on four carries in postseason, all coming versus Buffalo (1/8). 1998: Played in 11 games...missed five games (11/8-12/6) with hamstring injury...ranked third on team in rushing with 100 yards on 24 carries and two touchdowns...recorded six receptions for 55 yards, three kickoff returns for 64 yards and four special teams tackles...registered rushing attempts in nine games...posted season-long rush of 21 yards versus San Diego (9/6) in home opener...recorded season-high carries (11) and yards (48) versus Cincinnati (10/18)...also tallied first rushing touchdown of season on 1-yard plunge...collected second touchdown of season and 11th rushing touchdown of career with 7-yard run versus Chicago (10/25). 1997: Played in 16 games with one start...finished third on team in rushing (310 yards), sixth in receptions (14), second in kickoff returns (17 for 20.4 average) and fourth in special teams tackles (10)...took over as third-down back after release of Ronnie Harmon on 11/18, catching nine passes for 74 yards remainder of season...scored first TD since 12/11/96 on 5-yard draw vs. Redskins (10/19)...scored second TD of season vs. Jaguars (11/2), a 3-yard run up middle...highest rushing total of season at Jaguars (11/16), with nine carries for 54 yards, including 17-yard scamper on Oilers' only TD drive of game...all carries came in fourth quarter with Eddie George sidelined with concussion...had season-long run of 25 yards for TD in second quarter vs. Steelers (12/21). 1996: Saw action in all 16 games...fin-

ished third on Oilers in rushing (151 yards)...was also seventh on team in receiving (128 yards)...emerged as one of team's top special teams players, finishing second on Oilers in both kickoff returns and special teams tackles...had career-best 15 stops on special teams...rushed for 32 yards on 10 carries against Ravens (9/15)...had career-long 33-yard catch at Seattle (11/3)...replaced Mel Gray (back and shoulder) on kickoff returns in second half of Seahawks' game, bringing back two kicks for 23 yards...at New Orleans (11/10), again replaced Gray (inactive, back/shoulder) on kickoff return team...brought back three kicks for 57 yards, including career-long 35-yarder...led special teams in tackles with career-best three solo stops versus Dolphins (11/17)...played at RB at Jets (12/1) and rushed for season-high 54 yards on nine carries (6.0 avg.), including 24-yard score in fourth quarter. 1995: Started 10 of 16 games, leading team in rushing yards (947) and rushing TDs (5)...also was fourth on team in receptions (39)...finished seventh in AFC in rushing...rushing total is third-highest rookie mark in Oiler annals (Earl Campbell, 1,450 in 1978; George, 1,368 in 1996)...with runs of 43 and 74 yards in 1995, became first back in team history to have two carries of 35 yards or longer in one season since Campbell in 1983 (42 vs. Lions, 11/13; 35 vs. Dolphins, 12/4)...saw action in first NFL game at Jaguars (9/3), rushing for 47 yards on six carries (7.8 avg.) with long of 32...versus Steelers (9/10), recorded 6-yard score for first NFL rushing TD...also had three kickoff returns for 48 yards (long of 23)...made first start versus Browns (9/17) and rushed for 26 yards on 14 carries...also caught two passes for 32 yards, including 19-yard screen pass...rushed for one score and caught first TD pass (8 yards) at Bengals (9/24) for first multi-TD game of career...caught career-best eight passes for 53 yards, including 17-yard TD reception versus Jaguars (10/1)...recorded first

100-yard rushing performance at Browns (11/5), gaining 108 yards on 17 carries (6.4 avg.) with long of 43...made start at RB versus Broncos (11/26) and raced 74 yards for TD on first carry of game...longest Oilers' run from scrimmage since 80-yarder by Larry Moriarty versus Raiders in 1983 (9/11)...23 different running backs or fullbacks and 4,640 carries between two runs...finished with 13 rushes for 104 yards (8.0 avg.) and one TD...rushed for 80 yards and two TDs (4 and 7 yards) on 24 carries at Bills (12/24)...was second multi-TD game of season and first time with two rushing scores.

COLLEGE: Played in 44 games (17 starts) over four-year collegiate career at Texas A&M...finished fourth on Aggies' all-time rushing list with 3,014 yards on 604 carries (5.0 avg.)...equaled Darren Lewis' school career record with 45 total TDs (41 rush, 4 rec.)...made 38 receptions for 380 yards...named First-Team All-Southwest Conference as junior, posting career-best 996 yards on 191 carries and 13 TDs...majored in kinesiology.

PERSONAL: Single, splits time between Groveton, Texas and Nashville...enjoys fishing...after wearing #20 in first five seasons, he now sports his old high school number, #22...member of Aggie Athletes Involved (AAI), working in community during college...First-Team All-America selection by Super Prep and Blue Chip for Groveton (TX) High Indians...rated 13th best prospect in country by Super Prep...led team to pair of Class 2A state titles...gained 8,441 yards (3rd best in national H.S. history) with 115 total TDs...rushed for 3,701 yards as senior...also lettered in track...had 45 TDs in college and one score in Cotton Bowl for total of 161 total touchdowns and 966 points dating back to career at Groveton High...born Rodney Dejuane Thomas, March 30, 1973, in Trinity, Texas.

THOMAS' TITANS STATISTICS

| Year | G/S | Att. | Rushing | | | | Receiving | | | | |
|---------------|--------------|------------|-------------|------------|------------|-----------|-----------|------------|------------|-----------|----------|
| | | | Yds. | Avg. | LG | TD | Rec. | Yds. | Avg. | LG | TD |
| 1995 | 16/10 | 251 | 947 | 3.8 | 74t | 5 | 39 | 204 | 5.2 | 19 | 2 |
| 1996 | 16/0 | 49 | 151 | 3.1 | 24t | 1 | 13 | 128 | 9.8 | 33 | 0 |
| 1997 | 16/1 | 67 | 310 | 4.6 | 25t | 3 | 14 | 111 | 7.9 | 22 | 0 |
| 1998 | 11/0 | 24 | 100 | 4.2 | 21 | 2 | 6 | 55 | 9.2 | 20 | 0 |
| 1999 | 16/0 | 43 | 164 | 3.8 | 22 | 1 | 9 | 72 | 8.0 | 26 | 0 |
| Totals | 75/11 | 434 | 1672 | 3.9 | 74t | 12 | 80 | 564 | 7.0 | 33 | 2 |

| Year | Kickoff Returns | | | | |
|---------------|-----------------|------------|-------------|-----------|----------|
| | No. | Yds. | Avg. | LG | TD |
| 1995 | 3 | 48 | 16.0 | 23 | 0 |
| 1996 | 5 | 80 | 16.0 | 35 | 0 |
| 1997 | 17 | 346 | 20.4 | 33 | 0 |
| 1998 | 3 | 64 | 21.3 | 39 | 0 |
| 1999 | 0 | 0 | 0.0 | 0 | 0 |
| Totals | 28 | 538 | 19.2 | 39 | 0 |

| Playoffs Year | G/S | Att. | Rushing | | | | Receiving | | | | |
|------------------|-----|------|---------|------|----|----|-----------|------|------|----|----|
| | | | Yds. | Avg. | LG | TD | Rec. | Yds. | Avg. | LG | TD |
| 1999 | 4/0 | 4 | 14 | 3.5 | 13 | 0 | 0 | 0 | 0.0 | 0 | 0 |

Single-Game Highs

Rushing Yards - 108 at Cleveland (11/5/95)

Playoffs - 14 vs. Buffalo (1/8/00)

Rushing Attempts - 25 (twice), at Cincinnati (9/24/95), at Kansas City (11/19/95)

Playoffs - 4 vs. Buffalo (1/8/00)

Longest Rush - 74t vs. Denver (11/26/95)

Playoffs - 13 vs. Buffalo (1/8/00)

Rushing TDs - 2 at Buffalo (12/24/95)

Receptions - 8 vs. Jacksonville (10/1/95)

Receiving Yards - 57 at Seattle (11/3/96)

Longest Reception - 33 at Seattle (11/3/96)

TD Receptions - 1 (twice), at Cincinnati (9/24/95), vs. Jacksonville (10/1/95)

Kickoff Returns - 6 at Cincinnati (12/4/97)

Longest Kickoff Return - 39 vs. Jacksonville (9/27/98)

Additional Career Statistics: Special teams tackles: 4 (1995), 15 (1996), 11 (1997), 4 (1998), 16 (1999);

Forced Fumbles: 1 (1996).

AFL AND THE SUPER BOWL (Among original AFL teams)

| <u>Team</u> | <u>First Super Bowl</u> | <u>Number of S.B. Appearances</u> |
|----------------------|-------------------------|-----------------------------------|
| Dallas/Kansas City | 1967, I | 2 |
| Oakland | 1968, II | 4 |
| N.Y. Titans/Jets | 1969, III | 1 |
| Denver | 1978, XII | 6 |
| Boston/N.E. Patriots | 1986, XX | 2 |
| Buffalo | 1991, XXV | 4 |
| L.A./S.D. Chargers | 1995, XXIX | 1 |
| Houston/Tennessee | 1999, XXXIV | 1 |





JOHN THORNTON

| | |
|---------------------|------------------|
| 6' 2" | 295 lbs |
| 2nd NFL Season | 2nd with Team |
| 10-2-76 | |
| West Virginia | 02 - '99 |
| Veteran Child. H.S. | Philadelphia, PA |
| '99 6P/6S: 16/3 | Career: 16/3 |

DEF. TACKLE

PRO: Combative run-stuffer who suppresses inside ground attack...explodes off snap...can string plays wide... clocked at 4.87 in 40-yard dash...drafted in second round (52nd overall) of 1999 draft.

Rookie Rusher

Despite being drafted in the second round of the 1999 Draft, Thornton led all NFL rookie interior linemen last season with 4.5 sacks.

1999: Played in 16 games with three starts...totaled 33 tackles, four-and-half sacks, four quarterback pressures and four tackles for loss...selected to *Pro Football Weekly* All-Rookie team...registered at least two tackles in 10 games...made NFL debut with tackle in season opener against Cincinnati (9/12)...tallied season-high 1.5 sack against Tim Couch and Cleveland (9/19)...in first NFL start, totaled season-high five tackles, including two for loss at San Francisco (10/3)...in start against Baltimore (10/10), clocked QB Stoney Case for sack...collected three tackles against Oakland (12/9)...in third start of season (for injured Evans), registered three tackles and one sack against Atlanta (12/19)...in season finale at Pittsburgh, recorded four stops and one sack...played all four playoff games...tallied four tackles in postseason, including playoff-high two stops against Buffalo (1/8).

COLLEGE: Two-time All-Big East Conference selection at West Virginia...Mountaineers' defensive co-captain as senior...earned First-Team All-America honors from The Sports

Network. Senior: Started all 11 games, 10 at weakside tackle and one at nose guard...defensive co-captain...First-Team All-America selection by The Sports Network...All-Big East and All-Eastern College Athletic Conference choice...collected 41 tackles (seven for loss), four sacks and one pass defended...recorded career-high 10 tackles (three for loss) and 1.5 sacks against Maryland. Junior: Started all 11 games at nose guard...First-Team All-Big East Conference pick...Named to NSCA All-American Strength Team...matched sophomore total with 51 tackles (five for loss), three sacks and one interception...recorded four tackles and intercepted lone career pass against Boston College...registered five stops, one sack and a blocked field goal attempt at Miami...posted season-high nine tackles and one sack in win at Notre Dame. Sophomore: Started all 11 games at nose guard, moving inside from defensive end in spring drills...posted season-high nine tackles versus Virginia Tech. Freshman: Played in all 11 games, starting five at DE...had 15 tackles, three sacks, two passes defended and fumble recovery...redshirted in 1994...majored in sports management.

PERSONAL: Single, lives in Nashville...First-Team All-State pick for small schools at Scotland School for Veterans' Children in Philadelphia...Mid-Penn League Defensive Player of the Year for Cadets...led basketball team to state small school title...born John Jason Thornton, October 2, 1976, in Philadelphia, Pa.

THORNTON'S TITANS STATISTICS

| Year | G/S | Solo | Asst. | Total | Sacks | Yds | FR | FF | INT | PD |
|------|------|------|-------|-------|-------|-----|----|----|-----|----|
| 1999 | 16/3 | 23 | 10 | 33 | 4.5 | 40 | 0 | 0 | 0 | 0 |

CAREER POSTSEASON STATISTICS

| Year | G/S | Solo | Asst. | Total | Sacks | Yds | FR | FF | INT | PD |
|------|-----|------|-------|-------|-------|-----|----|----|-----|----|
| 1999 | 4/0 | 2 | 2 | 4 | 0.0 | 0 | 0 | 0 | 0 | 0 |

Single-Game Highs

Total Tackles - 5 at San Francisco (10/3/99)

Playoffs - 2 vs. Buffalo (1/8/00)

Sacks - 1.5 vs. Cleveland (9/19/99)

DENARD WALKER

| | |
|-------------------------|------------------------|
| 6' 1" | 190 lbs |
| 4th NFL Season | 4th with Titans |
| 8-9-73 | |
| Louisiana State | D3 - '97 |
| Garland H.S. | Garland, TX |
| '99 GP/GS: 15/14 | Career: 46/41 |

#25 CORNERBACK

PRO: Young and talented coverage specialist with good size, leaping ability, and deep burst of speed...has 41 starts and 215 tackles in first three seasons...was third-round selection (75th overall) in 1997.

Head of the Class

Among all defensive backs drafted in the 1997 Draft, Walker's 41 starts and 215 tackles in his first three seasons rank him first in tackles and second in starts (Shawn Springs, 42 starts).

1999: Played in 15 games with 14 starts...totaled 56 tackles, one interception, team-high 18 passes defended and one touchdown on fumble recovery...collected fifth interception of career in season opener versus Cincinnati (9/12)...injured shoulder on interception return...forced to miss one game versus Cleveland (9/19) with injury...returned to starting lineup at Jacksonville (9/26) and recorded four tackles...tallied season-highs in tackles with seven and passes defended with

four at New Orleans (10/17)...totaled six tackles versus Oakland (12/9)...did not start versus Atlanta (12/19) with Falcons opening in double tight end formation...played majority of game against Atlanta, recording four stops...scored second career NFL touchdown at Pittsburgh (1/2), recovering Richard Huntley fumble and returning 83 yards for score...started all four playoff games...ranked third in tackles in post-season with 17 and team leader in passes defended with seven...recorded playoff-high six stops against Buffalo (1/8)...tallied four passes defended in Divisional Game at Indianapolis (1/16)...recovered Kyle Brady fumble in AFC Championship Game at Jacksonville (1/23). 1998: Started 16 games...ranked fourth on team in tackles with career-high 91...led team in collecting career-high 16 passes defended and finished second in interceptions (two)...equaled single-game career-high in tackles in each of first two games...recorded 10 tackles in season opener at Cincinnati (9/6) and again versus San Diego (9/13) the following week...picked off Kordell Stewart for third NFL career interception and first of

season at Pittsburgh (11/1)...out-battled Joey Galloway in end zone for second interception of season at Seattle (11/29)...at Seahawks, suffered concussion in third quarter and taken to hospital as precaution...tallied eight tackles and one special teams top in season finale versus Minnesota (12/26)...shadowed Randy Moss for majority of game and held Pro Bowl wideout to five receptions for 32 yards, his third-lowest yardage total of the season. 1997: Played in 15 games as rookie, starting last 11 games at LCB...pressed into starting lineup due to injuries in secondary...finished fourth on team in tackles (68), second in passes defended (12), and third in interceptions (2)...saw first NFL action at Dolphins (9/7), recording one tackle...recorded first NFL start versus Bengals (10/12) for injured Steve Jackson, registering four tackles...led team with nine tackles versus Redskins (10/19) and collected his first NFL interception, a Gus Frerotte pass intended for Alvin Harper...credited with second career interception, 39-yard return for TD at Cardinals (10/26)...recorded career-high 10 tackles at Cowboys (11/27)...tallied six tackles in start versus Steelers (12/21).

COLLEGE: Two-year starter for LSU, playing in 42 games with 22 starts...saw action at both cornerback and safety...finished with 127 tackles, two fumble recoveries, one interception and 17 passes defended...added five solo tackles and one pass breakup in bowl action...earned First-Team All-Southeastern Conference honors as senior...started first two games at FS before switching to RCB for final nine games of junior season...majored in kinesiology.

PERSONAL: Single, lives in Nashville...enjoys spending free time with family...avid reader...All-America, two-time All-District and First-Team All-City choice as DB and RB at South Garland (TX) High...also lettered four time in track and once in basketball as forward for Colonels...after football career, hopes to gain master's degree in social work and pursue career in social work...born Denard Antuan Walker, Aug. 9, 1973, in Dallas, Texas.

WALKER'S TITANS STATISTICS

| Year | G/S | Solo | Asst. | Total | Sacks | FR | FF | INT | Yds. | PD |
|---------------|--------------|------------|-----------|------------|------------|----------|----------|----------|-----------|-----------|
| 1997 | 15/11 | 56 | 12 | 68 | 0.0 | 0 | 0 | 2 | 53 | 12 |
| 1998 | 16/16 | 71 | 20 | 91 | 0.0 | 0 | 0 | 2 | 6 | 16 |
| 1999 | 15/14 | 47 | 9 | 56 | 0.0 | 1 | 0 | 1 | 27 | 18 |
| Totals | 46/41 | 174 | 41 | 215 | 0.0 | 1 | 0 | 5 | 86 | 46 |

CAREER POSTSEASON STATISTICS

| Year | G/S | Solo | Asst. | Total | Sacks | FR | FF | INT | Yds. | PD |
|------|-----|------|-------|-------|-------|----|----|-----|------|----|
| 1999 | 4/4 | 15 | 2 | 17 | 0.0 | 1 | 0 | 0 | 0 | 7 |

Single-Game Highs

Total Tackles - 10 (three times), last vs. San Diego (9/13/98)

Playoffs - 6 vs. Buffalo (1/8/00)

Interceptions - 1 (five times), last vs. Cincinnati (9/12/99)

Additional Career Statistics: Special teams tackles: 1 (1997), 2 (1998), 1 (1999).

Touchdowns - 1 (83-yard fumble recovery at Pittsburgh, 1/2/00)

Safety Dance

The Titans established a single-season record for safeties with four, surpassing 1977's total of three. Tennessee registered safeties this year against Cincinnati (9/12), Cleveland (9/19), and Pittsburgh (11/21 & 1/2). The Titans added two safeties in the postseason (Buffalo and at Jacksonville), becoming the first team in NFL post-season history to record two safeties in one postseason.



FRANK WYCHECK

| | |
|-------------------------|-------------------------|
| 6' 3" | 250lbs |
| 8th NFL Season | 6th with Team |
| 10-14-71 | |
| Maryland | W-'95 (Wash.) |
| Archbishop Ryan | Philadelphia, PA |
| '99 6P/6S: 16/16 | Career: 98/82 |

#89

TIGHT END

PRO: Established himself as one of top tight ends in NFL...has developed into Steve McNair's favorite receiving target...led the club in receptions in each of last four seasons (53, 1996; 63, 1997; 70, 1998; 69, 1999)... third player in franchise history to lead team in receptions in four consecutive seasons, joining Charles Hennigan (led team 1961-64) and Ken Burrough (1974-79)...255 receptions over last four seasons leads all NFL tight ends...made second consecutive Pro Bowl appearance last season...set franchise single-season record for receiving yards by tight end with 768 in 1998...spent first two NFL campaigns with Washington Redskins (1993-94)...very difficult to tackle after the catch...In 1996, became first TE since Dave Casper (36 catches for 573 in 1982) to lead franchise in single-season reception total...only fourth tight end to ever lead franchise in receptions, and first since Dave Casper's 36 catches for 573 yards in 1982...is club's all-time leader in receptions by tight end and ranks seventh on franchise's all-time reception list with 295 and eighth in

receiving yards with 3,097...carries streak of 55 consecutive games with at least one reception into 2000 season...originally drafted by Redskins in sixth round (160th overall) in 1993...claimed by Oilers off waivers from Washington on 8/18/95.

1999: Started 16 games...for fourth consecutive season, led club in receptions with 69 for 641 yards and two touchdowns...reception total ranked ninth in AFC in second among NFL tight ends (Gonzalez, 76)...earned second trip to Pro Bowl...led team in receptions in five games...caught season-long 35-yard reception in season opener versus Cincinnati (9/12)...totaled team-leading nine receptions for 80 yards against Cleveland (9/19)...recorded five receptions for 50 yards at San Francisco (10/3)...registered five grabs to lead team versus Pittsburgh (11/21)...established new career high with 87 receiving yards and matched career high in receptions with 10 at Baltimore (12/5)...threw 61-yard touchdown pass to WR Isaac Byrd on tight end pass play against Atlanta (12/19)...led team with nine catches for 64 yards against Jacksonville (12/26)...recorded career-high two touchdowns at Pittsburgh (1/2), one from nine yards and second from 26 yards...started all four playoff games...tied for team lead in postseason receptions with 14 for 92 yards...involved in one of most famous

Special Performer

Frank is very active with Special Olympics of Tennessee. Along with volunteering at the Spring/Summer Tennessee Games which take place in Nashville every year, this spring Frank hosted a Harley Davidson Ride which raised \$30,000 for the Special Olympics.

VETERANS

plays in NFL playoff history versus Buffalo (1/8), receiving handoff from Lorenzo Neal and lateraling ball to WR Kevin Dyson on "Home Run Throwback" in final seconds to beat Bills with 75-yard kickoff return...also collected five receptions, including spectacular grab on ricocheted ball on final drive...named NFL Special Teams Player of the Week following kickoff heroics...tallied three receptions at Indianapolis (1/16) and two at Jacksonville (1/23)...recorded playoff-high five receptions in Super Bowl XXXIV against St. Louis (1/30). 1998: Started 16 games...for third consecutive season, led club in receptions with single-season career-highs in receptions (70) and yards (768)...receiving total led league among tight ends and ranked ninth overall in AFC...earned several honors including: Dr. Z's All-Pro, USA Today's All-Joe Team, and first Pro Bowl appearance...tallied at least one reception in every game...tied for second on team with two touchdown receptions...led team in receptions in six games...37 catches resulted in first down...led team in receptions and yards (7-55), including 15-yard touchdown grab in home opener versus San Diego (9/13)...at New England (9/20) added another eight grabs to lead team...registered 200th NFL career reception at Baltimore (10/11)...posted career-high 84 receiving yards on four receptions versus Cincinnati (10/18)...recorded second touchdown reception of season at Pittsburgh (11/1)...set up touchdown after bowling over S Carnell Lake to convert third-and-19 on early scoring drive...set up Al Del Greco's game-winning field goal versus Pittsburgh (11/15) with 30-yard reception on Tennessee's final possession...hauled in seven receptions for 74 yards versus Baltimore (12/6) and moved into seventh place on club's career reception list...registered career-high 10 receptions for 71 yards at Green Bay (12/20). 1997: Started 16

MOST RECEPTIONS BY TIGHT ENDS, 1996-99

| Player | Team | Rec. |
|----------------|---------|------|
| Frank Wycheck | TEN | 255 |
| Shannon Sharpe | DEN | 239 |
| Wesley Walls | CAR | 231 |
| Ben Coates | NE | 227 |
| Pete Mitchell | JAC-NYG | 183 |

games...set franchise single-season mark for receiving yards in season by TE with career-high 748...led the team in receptions for second straight year with career-high 63...also led team in receiving yards for first time in career...finished fourth in NFL in receptions among TEs...set career high for receptions in game with nine grabs for 72 yards, including 10-yard TD catch at Steelers (9/28)...also collected first two-point conversion of career at Steelers...set career high for receiving yards in game with 78 on four receptions versus Bengals (10/12), including 39-yard TD grab...had career-long reception of 42 yards and 22-yard TD (from WR Willie Davis on flea-flicker) at Jacksonville (11/16). 1996: Started 16 contests...led team with 53 catches, totaling 511 yards...had career-best six TDs, tying WR Willie Davis for team lead...also made starts at H-back and fullback...credited with pair of kickoff returns for five yards and two miscellaneous tackles...recorded start at TE against Ravens (9/15), catching six passes for season-high 64 yards and TD...made second straight start at FB in two-back set at Bengals (10/6), pulling in career-high seven passes for 59 yards and one TD (9 yards)...versus 49ers (10/27), had one carry for three yards...started at TE versus Dolphins (11/17) and led team in receptions with five for 54 yards, including 15-yard TD catch...made start at H-back at Jets (12/1) and caught pass in flats from QB Steve McNair, eluded tackler, and went 23 yards for TD...caught five passes for 57 yards and one TD (16 yards) against Bengals (12/15). 1995: Claimed by Oilers off waivers from

Redskins on Aug. 18...started 10 games, seeing time at TE, H-Back and FB...recorded more receptions (40) and yards (471) than combined total of past two years...finished third on team in receiving...scored first rushing TD of career at Bears (10/22) on 1-yard dive from fullback position in I-formation...started in two-tight end set at Chiefs (11/19) and had five catches for 44 yards...versus Lions (12/10), tied career high with five catches for 71 yards, including long of 30...started at H-back position at Bills (12/24), but saw most of action at TE...made five catches for 72 yards, including career-long 36-yard TD reception. 1994: Moved to fullback for Redskins, playing in nine games with one start...added four stops on special teams...made lone start of season at FB versus Cowboys (10/2) and pulled in Heath Shuler's first NFL TD pass (8 yards)...had highest reception total of season at Cowboys (11/20), grabbing three passes for 13 yards. 1993: Saw action in nine games with seven starts as rookie TE...out of lineup until Week 7 due to concussion suffered in Redskins' preseason finale...in NFL

debut on Monday Night Football against Bills (11/1), made first career start and caught one pass for 11 yards.

COLLEGE: Forfeited year of eligibility to enter NFL draft after tight end position was phased out of Maryland's "Run 'N Shoot" offense...still finished collegiate career as Terrapins' all-time leading receiver with 134 catches...set school season record with 58 catches for 509 yards as freshman...also set Terps' game record with 14 receptions against Virginia Tech...criminal justice major.

PERSONAL: Married to Cherryn (2/18/95), couple resides in Franklin, Tenn., with daughters Deanna (7/17/91) and Madison (1/29/97)...has weekly radio call-in show which debuted last season...two-time All-Catholic and First-Team All-City selection the Raiders of Archbishop Ryan High in Philadelphia, Pa...All-Scholastic choice in H.S. over last two years...as senior captain, helped lead team to Catholic League title...also lettered basketball and baseball...born Frank Wycheck, Oct. 14, 1971, in Philadelphia, Pa.

WYCHECK'S NFL STATISTICS

| Year | Team | G/S | Receiving | | | | | Rushing | | | | |
|---------------|------------|--------------|------------|-------------|-------------|-----------|-----------|----------|----------|------------|----------|----------|
| | | | Rec. | Yds. | Avg. | LG | TD | Att. | Yds. | Avg. | LG | TD |
| 1993 | Washington | 9/7 | 16 | 113 | 7.1 | 20 | 0 | 0 | 0 | 0.0 | 0 | 0 |
| 1994 | Washington | 9/1 | 7 | 55 | 7.9 | 20 | 1 | 0 | 0 | 0.0 | 0 | 0 |
| 1995 | Houston | 16/10 | 40 | 471 | 11.8 | 36t | 1 | 1 | 1 | 1.0 | 1t | 1 |
| 1996 | Houston | 16/16 | 53 | 511 | 9.6 | 29 | 6 | 2 | 3 | 1.5 | 3 | 0 |
| 1997 | Tennessee | 16/16 | 63 | 748 | 11.9 | 42 | 4 | 0 | 0 | 0.0 | 0 | 0 |
| 1998 | Tennessee | 16/16 | 70 | 768 | 11.0 | 38 | 2 | 0 | 0 | 0.0 | 0 | 0 |
| 1999 | Tennessee | 16/16 | 69 | 641 | 9.3 | 35 | 2 | 0 | 0 | 0.0 | 0 | 0 |
| Totals | | 98/82 | 318 | 3265 | 10.3 | 42 | 16 | 3 | 4 | 1.3 | 3 | 1 |

CAREER POSTSEASON STATISTICS

| Year | Team | G/S | Rec. | Yds. | Avg. | LG | TD | Att. | Yds. | Avg. | LG | TD |
|------|-----------|-----|------|------|------|----|----|------|------|------|----|----|
| 1999 | Tennessee | 4/4 | 14 | 92 | 6.6 | 14 | 0 | 0 | 0 | 0.0 | 0 | 0 |

Single-Game Highs

Receptions - 10 (twice), last at Baltimore (12/5/99)
 Playoffs - 5 vs. St. Louis (1/30/00)
 Receiving Yards - 87 at Baltimore (12/5/99)
 Playoffs - 35 vs. St. Louis (1/30/00)
 Longest Reception - 42 at Jacksonville (11/16/97)
 Playoffs - 14 vs. Buffalo (1/8/00)
 TDs - 2 at Pittsburgh (1/2/00)

Additional Career Statistics: Special teams tackles: 5 (1993); 4 (1994); 2 (1996). Kickoff returns: 4-84 yds., long 43 (1994), 2-5 yds., long 5 (1996), 1-3 yds. (1997). Fumbles recovered: 1 (1995). Fumbles forced: 1 (1997).

WYCHECK'S GAME-BY-GAME RECEIVING

1993 (Washington)

| Date | Opp. | Rec. | Yds. | Avg. | Long | TD |
|--------------------|-----------|-----------|------------|------------|-----------|----------|
| 9/6 | Dal. | 1A | | | | |
| 9/12 | Pho. | 1A | | | | |
| 9/19 | @ Phi. | 1A | | | | |
| 10/4 | @ Mia. | 1A | | | | |
| 10/10 | N.Y.G. | 1A | | | | |
| 10/17 | @ Pho. | 1A | | | | |
| 11/1 | @ Buf.* | 1 | 11 | 11.0 | 11 | 0 |
| 11/7 | Ind. | 4 | 31 | 7.8 | 14 | 0 |
| 11/14 | @ N.Y.G. | 0 | 0 | 0.0 | 0 | 0 |
| 11/21 | @ L.A.R.* | 2 | 7 | 3.5 | 5 | 0 |
| 11/28 | Phi. | 2 | 34 | 17.0 | 20 | 0 |
| 12/5 | @ T.B.* | 0 | 0 | 0.0 | 0 | 0 |
| 12/11 | N.Y.J.* | 0 | 0 | 0.0 | 0 | 0 |
| 12/19 | Atl.* | 0 | 0 | 0.0 | 0 | 0 |
| 12/26 | @ Dal.* | 4 | 16 | 4.0 | 8 | 0 |
| 12/31 | Min. | 1A | | | | |
| 1993 Totals | | 16 | 113 | 7.1 | 20 | 0 |

* denotes game started

1994 (Washington)

| Date | Opp. | Rec. | Yds. | Avg. | Long | TD |
|--------------------|----------|-----------|-----------|------------|-----------|----------|
| 9/4 | Sea. | 2 | 14 | 7.0 | 9 | 0 |
| 9/11 | @ N.O. | 0 | 0 | 0.0 | 0 | 0 |
| 9/18 | @ N.Y.G. | 0 | 0 | 0.0 | 0 | 0 |
| 9/25 | Atl. | 0 | 0 | 0.0 | 0 | 0 |
| 10/2 | Dal.* | 1 | 8 | 8.0 | 8t | 1 |
| 10/9 | @ Phi. | 0 | 0 | 0.0 | 0 | 0 |
| 10/16 | Ari. | 1 | 20 | 20.0 | 20 | 0 |
| 10/23 | @ Ind. | 0 | 0 | 0.0 | 0 | 0 |
| 10/30 | Phi. | 1A | | | | |
| 11/6 | S.F. | 1A | | | | |
| 11/20 | @ Dal. | 3 | 13 | 4.3 | 5 | 0 |
| 11/27 | N.Y.G. | 1A | | | | |
| 12/4 | @ T.B. | Suspended | | | | |
| 12/11 | @ Ari. | Suspended | | | | |
| 12/18 | T.B. | Suspended | | | | |
| 12/24 | @ L.A.R. | Suspended | | | | |
| 1994 Totals | | 7 | 55 | 7.9 | 20 | 1 |

* denotes game started

1995

| Date | Opp. | Rec. | Yds. | Avg. | Long | TD |
|--------------------|---------|-----------|------------|-------------|------------|----------|
| 9/3 | @ Jac.* | 1 | 9 | 9.0 | 9 | 0 |
| 9/10 | Pit.* | 0 | 0 | 0.0 | 0 | 0 |
| 9/17 | Cle. | 2 | 22 | 11.0 | 13 | 0 |
| 9/24 | @ Cin.* | 0 | 0 | 0.0 | 0 | 0 |
| 10/1 | Jac. | 2 | 17 | 8.5 | 9 | 0 |
| 10/8 | @ Min. | 2 | 16 | 8.0 | 14 | 0 |
| 10/22 | @ Chi. | 0 | 0 | 0.0 | 0 | 0 |
| 10/29 | T.B. | 4 | 27 | 6.8 | 16 | 0 |
| 11/5 | @ Cle.* | 2 | 18 | 9.0 | 14 | 0 |
| 11/12 | Cin. | 2 | 39 | 19.5 | 33 | 0 |
| 11/19 | @ K.C.* | 5 | 44 | 8.8 | 18 | 0 |
| 11/26 | Den.* | 4 | 51 | 12.8 | 20 | 0 |
| 12/3 | @ Pit.* | 3 | 50 | 16.7 | 29 | 0 |
| 12/10 | Det.* | 5 | 71 | 14.2 | 30 | 0 |
| 12/17 | N.Y.J.* | 3 | 35 | 11.7 | 13 | 0 |
| 12/24 | @ Buf.* | 5 | 72 | 14.4 | 36t | 1 |
| 1995 Totals | | 40 | 471 | 11.8 | 36t | 1 |

* denotes game started

1996

| Date | Opp. | Rec. | Yds. | Avg. | Long | TD |
|-------|---------|------|------|------|------|----|
| 9/1 | K.C.* | 4 | 36 | 9.0 | 15 | 0 |
| 9/8 | @ Jac.* | 2 | 19 | 9.5 | 12 | 1 |
| 9/15 | Balt.* | 6 | 64 | 10.7 | 26 | 1 |
| 9/29 | @ Pit.* | 2 | 15 | 7.5 | 10 | 0 |
| 10/6 | @ Cin.* | 7 | 59 | 8.4 | 13 | 1 |
| 10/13 | @ Atl.* | 4 | 42 | 10.5 | 20 | 0 |
| 10/20 | Pit.* | 3 | 29 | 9.7 | 18 | 0 |
| 10/27 | S.F.* | 3 | 9 | 3.0 | 8 | 0 |
| 11/3 | @ Sea.* | 0 | 0 | 0.0 | 0 | 0 |
| 11/10 | @ N.O.* | 1 | 16 | 16.0 | 16 | 0 |

| | | | | | | |
|-------|-----------|---|----|------|-----|---|
| 11/17 | Mia.* | 5 | 54 | 10.8 | 15t | 1 |
| 11/24 | Car.* | 4 | 44 | 11.0 | 29 | 0 |
| 12/1 | @ N.Y.J.* | 1 | 23 | 23.0 | 23t | 1 |
| 12/8 | Jac.* | 3 | 24 | 8.0 | 14 | 0 |
| 12/15 | Cin.* | 5 | 57 | 11.4 | 16t | 1 |
| 12/22 | @ Balt.* | 3 | 20 | 6.7 | 12 | 0 |

1996 Totals 53 511 9.6 29 6

* denotes game started

1997

| Date | Opp. | Rec. | Yds. | Avg. | Long | TD |
|--------------------|----------|-----------|------------|-------------|-----------|----------|
| 8/31 | Oak.* | 3 | 43 | 14.3 | 21 | 0 |
| 9/7 | @ Mia.* | 1 | 7 | 7.0 | 7 | 0 |
| 9/21 | Balt.* | 3 | 55 | 18.3 | 36t | 1 |
| 9/28 | @ Pit. | 9 | 72 | 8.0 | 21 | 1 |
| 10/5 | @ Sea.* | 4 | 41 | 10.3 | 14 | 0 |
| 10/12 | Cin.* | 4 | 78 | 19.5 | 39t | 1 |
| 10/19 | Wash. | 4 | 54 | 13.5 | 28 | 0 |
| 10/26 | @ Ari.* | 5 | 59 | 11.8 | 34 | 0 |
| 11/2 | Jac.* | 5 | 77 | 15.4 | 29 | 0 |
| 11/9 | N.Y.G.* | 1 | 9 | 9.0 | 9 | 0 |
| 11/16 | @ Jac.* | 3 | 70 | 23.3 | 42 | 1 |
| 11/23 | Buf.* | 6 | 51 | 8.5 | 14 | 0 |
| 11/27 | @ Dal.* | 3 | 39 | 13.0 | 22 | 0 |
| 12/4 | @ Cin.* | 2 | 21 | 10.5 | 19 | 0 |
| 12/14 | @ Balt.* | 8 | 56 | 7.0 | 17 | 0 |
| 12/21 | Pit.* | 2 | 16 | 8.0 | 13 | 0 |
| 1997 Totals | | 63 | 748 | 11.9 | 42 | 4 |

* denotes game started

1998

| Date | Opp. | Rec. | Yds. | Avg. | Long | TD |
|--------------------|----------|-----------|------------|-------------|-----------|----------|
| 9/6 | @ Cin.* | 3 | 34 | 11.3 | 15 | 0 |
| 9/13 | S.D.* | 7 | 55 | 7.9 | 15t | 1 |
| 9/20 | @ N.E.* | 8 | 40 | 5.5 | 16 | 0 |
| 9/27 | Jac.* | 2 | 14 | 7.0 | 11 | 0 |
| 10/11 | @ Balt.* | 2 | 43 | 21.5 | 22 | 0 |
| 10/18 | Cin.* | 4 | 84 | 21.0 | 38 | 0 |
| 10/25 | Chi.* | 1 | 13 | 13.0 | 13 | 0 |
| 11/1 | @ Pit.* | 3 | 42 | 14.0 | 23 | 1 |
| 11/8 | @ T.B.* | 4 | 66 | 16.5 | 27 | 0 |
| 11/15 | Pit.* | 2 | 40 | 20.0 | 31 | 0 |
| 11/22 | N.Y.J.* | 5 | 61 | 12.2 | 23 | 0 |
| 11/29 | @ Sea.* | 5 | 57 | 11.4 | 17 | 0 |
| 12/6 | Balt.* | 7 | 74 | 10.6 | 24 | 0 |
| 12/13 | @ Jac.* | 4 | 42 | 10.5 | 15 | 0 |
| 12/20 | @ G.B.* | 10 | 71 | 7.1 | 17 | 0 |
| 12/26 | Minn.* | 3 | 32 | 10.7 | 15 | 0 |
| 1998 Totals | | 70 | 768 | 11.0 | 38 | 2 |

1999

| Date | Opp. | Rec. | Yds. | Avg. | Long | TD |
|--------------------|----------|-----------|------------|------------|-----------|----------|
| 9/12 | Cin.* | 3 | 51 | 17.0 | 35 | 0 |
| 9/19 | Cle.* | 9 | 80 | 8.9 | 20 | 0 |
| 9/26 | @ Jac.* | 3 | 34 | 11.3 | 17 | 0 |
| 10/3 | @ S.F.* | 5 | 50 | 10.0 | 31 | 0 |
| 10/10 | Balt.* | 4 | 19 | 4.6 | 14 | 0 |
| 10/17 | @ N.O.* | 1 | 5 | 5.0 | 5 | 0 |
| 10/31 | Stl.* | 2 | 38 | 19.0 | 25 | 0 |
| 11/7 | @ Mia.* | 3 | 15 | 5.0 | 16 | 0 |
| 11/14 | @ Cin.* | 2 | 1 | 0.5 | 2 | 0 |
| 11/21 | Pit.* | 5 | 25 | 5.0 | 7 | 0 |
| 11/28 | @ Cle.* | 3 | 25 | 8.3 | 7 | 0 |
| 12/5 | @ Balt.* | 10 | 87 | 8.7 | 32 | 0 |
| 12/9 | Oak.* | 3 | 36 | 12.0 | 23 | 0 |
| 12/19 | Atl.* | 2 | 29 | 14.5 | 16 | 0 |
| 12/26 | Jac.* | 9 | 64 | 7.1 | 17 | 0 |
| 1/2 | @ Pit.* | 5 | 80 | 16.0 | 26 | 2 |
| 1999 Totals | | 69 | 641 | 9.3 | 35 | 2 |

* denotes game started

OTHERS WITH PRO EXPERIENCE

GARETT GOULD, FB, 6-2, 238 1ST YEAR (MICHIGAN STATE)



Signed with Titans as undrafted free agent April 21, 1999...signed to practice squad on Sept. 7, 1999 after being released following training camp two days earlier...spent entire 1999 season on practice squad...three-year starter at Michigan State...escorted Spartan running back Sedrick Irvin to two consecutive 1,000-yard seasons...rushed for 19 yards on seven carries...also caught nine passes for 59 yards...Academic All-Big Ten selection...majored in mechanical engineering...played fullback and linebacker at Troy (Mich.) High...born May 30, 1976.

CRAIG PAGE, C, 6-3, 303, 1ST YEAR (GEORGIA TECH)



Spent majority of 1999 season on Titans practice squad...signed to regular roster on Jan. 14, after Michael Roan was placed on injured reserve...inactive for all three playoff games...originally signed with Titans as undrafted free agent April 21, 1999...strongest player on Titans roster...three-year starter at Tech after transferring from Louisville...played in All-Star Gridiron Classic in Orlando...First-Team All-America selection as senior...Outland Trophy finalist...first Yellow Jacket to earn consensus All-America honors since 1992...First-Team All-ACC selection...won Jacobs Blocking Trophy as top blocker in conference...helped Tech lead ACC with 35.5 points per game...led linemen in snaps and knock-downs...started all 11 games as junior, playing every snap in nine games...redshirted in 1995...played one year at defensive tackle at Louisville...First-Team All-State at Jupiter (Fla.) High...named Defensive Player of the Year by Palm Beach Post...had 91 tackles and 10 sacks as senior...born Warren Craig Page, Jan. 17, 1976.

ROD WALKER, DT, 6-3, 330, 1ST YEAR (TROY STATE)



Spent majority of last season on Titans practice squad after being signed on Oct. 26, 1999...was released from Washington Redskins after training camp...originally signed with Redskins as undrafted free agent...accumulated 112 tackles, including 19 for loss in career at Troy State...as senior, totaled 20 tackles, three sacks, eight tackles for loss and 11 quarterback hurries...one of strongest players on Trojan roster with team-high 35 reps of 225 pounds on bench press...born Feb. 4, 1976.

OTHERS WITH PRO EXPERIENCE

BRAD WARE, S, 6-1, 205, 1ST YEAR (AUBURN)



Spent entire 1999 season on Titans practice squad...spent spring of 2000 in NFL Europe League playing for Barcelona...collected 28 tackles for Dragons...originally drafted by Titans in fourth round (114th overall) of 1999 Draft...possesses good size and speed...clocked 4.55 in 40-yard dash...started all three seasons at Auburn, picking off 11 passes...entered draft after junior season...started all 11 games at free safety as junior...All-SEC and Super Sleeper selection by The Sports Network...finished fifth on Tigers with career-high 64 tackles...added six passes defended, three interceptions and three fumble recoveries...posted six stops, two interceptions and a fumble recovery against Arkansas...recorded season-high 11 tackles and one interception against Georgia. Sophomore: Started all 12 games, nine at free safety and three at left cornerback...All-SEC second-team selection...registered 59 tackles, 14 passes defended, four interceptions and one sack...recorded four fumble recoveries during season...opened season with career-high 12 tackles at Virginia...recorded seven stops, five passes defended and an interception against Louisiana Tech...had six tackles and two interceptions for 67 yards versus Florida...returned fumble 24 yards for touchdown in SEC Championship Game against Tennessee. Freshman: Played in all 11 games, starting seven of final eight at free safety...collected 56 tackles, 12 passes defended and four interceptions...also recovered two fumbles and forced another...All-SEC Freshman selection by *Knoxville News-Sentinel*...posted career-high 12 stops and a fumble recovery at Florida...had seven tackles and two interceptions against Arkansas...collected eight tackles and returned interception 34 yards for score in first Iron Bowl versus Crimson Tide...majored in business management...All-State selection at McEachern High in Powder Springs, Ga.... born Bradley Genard Ware, Mar. 26, 1978 in Austell, Ga.

Top TD Performances By a Titans/Oilers Quarterback

| Player | TD Passes | Oppon. | Date |
|---------------|--------------|---------------|----------|
| George Blanda | 7 | N.Y. Titans | 11/19/61 |
| George Blanda | 6 | N.Y. Titans | 10/14/62 |
| Steve McNair | 5 | Jacksonville | 12/26/99 |
| George Blanda | 5 | at Denver | 10/2/66 |
| George Blanda | 5 | Kansas City | 10/24/65 |
| George Blanda | 5 | at Oakland | 12/22/63 |
| Warren Moon | 5 | Cincinnati | 10/14/90 |
| Warren Moon | 5 | at Cleveland | 11/18/90 |
| Warren Moon | 5 | at Cincinnati | 10/11/92 |



ROOKIES



KEITH BULLUCK

6' 3"

4-4-77

Syracuse

Clarkstown H.S.

232 lbs

01 - '00

30th Overall

New City, NY

LINEBACKER

COLLEGE: Intense player and excellent tackler who has the ability to dominate larger blockers with raw power and outstanding quickness...can play both the inside and outside linebacker positions...recently timed at 4.51 in the 40-yard dash...holds his ground firmly in traffic and uses his hands well to shed and prevent from being ridden inside...ranks seventh on the school's all-time career list with 375 tackles and fifth with 252 solo stops.

'Cause Band Aid's Stuck on Me

Keith wore designer Band-Aids on his face, usually under the left eye, every game for his first three seasons in college. He wore designs such as Casper, Batman, Mickey Mouse and fatigues, and said the Band-Aids acted as a mental boost, as he developed the mindset that the small bandages were the only medical attention his football-related injuries and bruises required.

Senior: First-team All-Big East Conference selection in 1999...received the team's Bill Horr Award, given to the team's Most Valuable Player...started 10 games at middle linebacker, leading the conference with a career-high 138 tackles...posted two sacks for 13 yards and 11 tackles for loss for 38 yards...tackle for loss total ranked him tied for eighth in the Big East in 1999...also tallied six passes defended, two forced fumbles and two fumble recoveries...appeared in the Senior Bowl following his senior season...opened season with 12-tackle

effort against Toledo...turned in seven double-digit tackle efforts, including a 17-tackle game against Pittsburgh...made 16 tackles against West Virginia...collected 13 tackles against both Virginia Tech and Michigan...posted 16 tackles and four tackles for loss against Rutgers...had 14 tackles and two passes defended against Tulane...finished the regular season with 14 tackles in the loss to Miami...made six tackles in the Music City Bowl win over Kentucky.

Junior: Second-team All-Big East and first-team ECAC selection in 1998, starting all year at middle linebacker and leading the team with 104 tackles...recorded three sacks and five passes defended...also recovered three fumbles in 1998...registered 14 tackles against Tennessee...collected 18 tackles and one sack against Boston College...made 12 tackles against both Miami and Florida...led Orangemen with nine tackles and also collected a sack, fumble recovery and pass defended against Pittsburgh.

Sophomore: Started all year at strong-side linebacker, finishing third on the team with 90 tackles, one sack and two fumble recoveries...named Big East Defensive Player of the Week for his seven-tackle performance in the win over Temple...posted 15 tackles against North Carolina State and 12 against both Wisconsin and Virginia Tech...posted five tackles for loss...collected ten tackles against Tulane.

Freshman: Played in every game, earning a pair of starts at strong safety...finished with 43 tackles and three intercept-

tions...broke up four passes...interceptions came against West Virginia, Virginia Tech and Temple...redshirted as a true freshman in 1995.

PERSONAL: Single, splits time between Nashville and New York City...Blue-Chip All-America selec-

tion...added *Prep Football Report* and *Super Prep* All-Northeast honors at Clarkstown (New City, N.Y.) High...First-team All-State and All-County pick...All-County basketball selection as a junior...born Keith J. Bulluck on April 4, 1977 in Suffern, New York.

BULLUCK'S SYRACUSE STATISTICS

| Year | G/S | Solo | Asst. | Total | Sacks | FR | FF | INT | PD |
|---------------|--------------|------------|------------|------------|------------|----------|----------|----------|-----------|
| 1996 | 12/2 | 27 | 16 | 43 | 0.0 | 0 | 0 | 3 | 4 |
| 1997 | 12/12 | 60 | 30 | 90 | 1.0 | 2 | 1 | 0 | 2 |
| 1998 | 11/11 | 75 | 29 | 104 | 3.0 | 3 | 0 | 0 | 5 |
| 1999 | 10/10 | 90 | 48 | 138 | 2.0 | 1 | 2 | 0 | 6 |
| Totals | 45/35 | 252 | 123 | 375 | 6.0 | 6 | 3 | 3 | 17 |

Single-Game Highs

Total Tackles - 18 vs. Boston College (1998)

Sacks - 1 (six times), last vs. Rutgers (1999)

Passes Defensed - 2 (twice), last vs. Boston College (1999)



ERRON KINNEY

6' 6"

7-28-77

Florida

Patrick Henry H.S.

272 lbs

03a - '00

68th Overall

Ashland, VA

TIGHT END

COLLEGE: Muscular blocker who gets good separation on his cuts...excellent option in the short passing game...has an explosive initial burst off the snap, firing low while shuffling his feet to neutralize the defender wide...timed at 4.85 in the 40-yard dash...decisive moving out to neutralize the linebackers...caught 39 passes for 507 yards and five touchdowns in his Florida career.

They Call Him The Fireman

Erron worked as a volunteer fire fighter in Archer, Florida and also worked with the Gainesville Fire Department in various fire safety programs for children. In addition, his interest in firefighting extends to a collection of miniature fire engines.

Senior: Appeared in 11 games in 1999, totaling 16 receptions for 226 yards and one touchdown...registered 27 knock-down blocks...caught a 28-yard pass in the Gators' victory over Tennessee...gained 36 yards on four catches against LSU...caught three passes for 62 yards in the win over Georgia... scored on a three-yard touchdown reception in the SEC Championship Game...closed out his career with a five-yard reception in the Citrus Bowl against Michigan State.

Junior: Played in 11 games, finishing with eight receptions for 79 yards and three touchdowns...caught a five-yard touchdown pass against Kentucky...scored on 10-yard touchdown receptions against both LSU and South Carolina...set up a

score with a fourth down, 15-yard reception against Florida State...hauled in a four-yard touchdown pass in the Orange Bowl win over Syracuse.

Sophomore: Played in 11 games, earning four starts...caught 12 passes for 162 yards and one touchdown...opened the season with 39 yards on three catches...in the next game, against Central Michigan, he caught three passes for 43 yards, including a 12-yard touchdown reception...recorded three receptions for 65 yards against Kentucky...caught a 13-yard pass in the Citrus Bowl win over Penn State.

Freshman: Played in 11 games, finishing with three catches for 40 yards...had a 15-yard reception against both Southwestern Louisiana and Georgia Southern...earned SEC Academic Honor Roll honors...redshirted as a true fresh-

man in 1995.

PERSONAL: Single, splits time between Nashville and Ashland, Virginia...Super Prep All-America selection at Patrick Henry High School (Ashland,Va.)...Same publication named him one of the top 15 tight ends in the nation and the number two prospect in Virginia...Led his team to the state's Division Five state title...First-team All-State selection...caught 35 catches for 784 yards and 11 touchdowns in 1994 after catching 26 passes for 531 yards and seven touchdowns as a junior in 1993...selected to play in the Virginia East-West All-Star Game...honor roll student and sports editor of the school newspaper...born Erron Quincy Kinney on July 28, 1977.

KINNEY'S FLORIDA STATISTICS

| Year | G/S | Rec. | Yds. | Receiving | | | Att. | Yds. | Rushing | | |
|---------------|--------------|-----------|------------|-------------|----------|-----------|----------|----------|------------|----------|----------|
| | | | | Avg. | LG | TD | | | Avg. | LG | TD |
| 1996 | 11/0 | 3 | 40 | 13.3 | 0 | 19 | 0 | 0 | 0.0 | 0 | 0 |
| 1997 | 11/4 | 12 | 162 | 13.5 | 1 | 28 | 0 | 0 | 0.0 | 0 | 0 |
| 1998 | 11/2 | 8 | 79 | 9.9 | 3 | 16 | 0 | 0 | 0.0 | 0 | 0 |
| 1999 | 11/8 | 16 | 226 | 14.1 | 1 | 28 | 0 | 0 | 0.0 | 0 | 0 |
| Totals | 44/14 | 39 | 507 | 13.0 | 5 | 28 | 0 | 0 | 0.0 | 0 | 0 |

Single-Game Highs

Receptions - 4 vs. LSU (1999)

Receiving Yards - 65 vs. Kentucky (1997)

Longest Reception - 28 (twice), last vs. Auburn (1999)

TD Receptions - 1 (five times), last vs. Alabama (1999)





BYRON FRISCH

| | |
|-------------------|--------------|
| 6' 5" | 267 lbs |
| 12-17-76 | 03b - '00 |
| BYU | 93rd Overall |
| Bonita Vista H.S. | Bonita, CA |

DEF. END

COLLEGE: Fast defensive end who is known for his superb lateral agility and high intensity level...attacks the outside hard and keeps his balance while holding his ground firm against the run...recently timed at 4.66 in the 40-yard dash.

Oh Captain, My Captain

Byron was elected captain of the BYU football team during both his junior and senior seasons, joining past Cougar greats such as John Tait, Robbie Bosco and Steve Young.

Senior: Started every game at right end...All-America third-team selection, as well as All-Mountain West first-team honoree...finished third on the team with 55 tackles...recorded eight sacks, two forced fumbles and 14 quarterback pressures...sacked Washington QB Marques Tuiasosopo for an eight-yard loss and pressured the Husky passer into a throwing an interception in the season-opening BYU win...forced a fumble and recorded a tackle for loss against Colorado State...added seven tackles against Virginia...registered eight tackles and four tackles for loss against UNLV...recorded eight tackles, two sacks and a forced fumble against Utah...closed out his Cougar career with six tackles and a sack in the Motor City Bowl against Marshall.

Junior: Started all 13 games...recorded 70 tackles and five sacks...All-WAC second-team selection...recovered and caused one fumble...recovered a fumble and advanced it 39 yards for a touchdown against Alabama...delivered eight

tackles and four tackles for loss against Washington...registered four tackles and a sack against San Diego State...posted four tackles, one sack and two tackles for loss in the Liberty Bowl against Tulane.

Sophomore: Started all 11 games, earning second-team All-WAC honors...named the team's Outstanding Defensive Lineman...recorded 57 tackles, nine sacks and eight tackles for loss...recorded seven tackles, two sacks and three tackles for loss against Arizona State...made five tackles and forced a fumble he recovered against Rice...collected 10 tackles against New Mexico...finished with eight tackles and a sack against Utah.

Freshman: Played in 14 games, starting eight at right end...posted 40 tackles, three sacks and five tackles for loss...made five tackles and recovered a fumble against SMU...registered six tackles and two tackles for loss against Rice...redshirted as a true freshman in 1995.

PERSONAL: Married to Kimberly (4/26/96), couple splits time between Nashville and Bonita, California with son Colton (12/15/97) and daughter Chloe (7/8/99)...lettered four times in football and once in wrestling at Bonita Vista High (Bonita, Calif)...team defensive player of the year as a sophomore...team MVP and league defensive player of the year as a senior...all-league as a sophomore and senior...led team to a pair of district championships...born Byron Frisch on December 17, 1976 in Roseville, Calif.

FRISCH'S BRIGHAM YOUNG STATISTICS

| Year | G/S | Solo | Asst. | Total | Sacks | Yds | FR | FF | INT | PD |
|---------------|--------------|------------|-----------|------------|-------------|------------|----------|----------|----------|----------|
| 1996 | 14/8 | 20 | 20 | 40 | 3.0 | 14 | 1 | 1 | 0 | 0 |
| 1997 | 11/11 | 29 | 28 | 57 | 9.0 | 55 | 2 | 3 | 0 | 0 |
| 1998 | 13/13 | 52 | 18 | 70 | 5.0 | 33 | 1 | 1 | 0 | 0 |
| 1999 | 11/11 | 32 | 23 | 55 | 8.0 | 41 | 0 | 2 | 0 | 0 |
| Totals | 49/43 | 133 | 89 | 222 | 25.0 | 143 | 4 | 7 | 0 | 0 |

Single-Game Highs

Total Tackles - 10 vs. New Mexico (1997)

Sacks - 2.0 (four times), last vs. Utah (1999)

Tackles for Loss - 4 (twice), last vs. UNLV (1999)



BOBBY MYERS

6' 2"

10-11-76

Wisconsin

Hamden, H.S.

182 lbs

04a - '00

124th Overall

Hamden, CT

SAFETY

COLLEGE: Tremendous athlete who excelled at both football and track at Wisconsin...Big-play safety on conference champion Badger squad that made consecutive Rose Bowl appearances in 1998-99...track team also earned conference championship during his tenure as a Badger...played in 49 games with 25 starts for Badgers...four-year letterman and two-year starter, at free safety as a sophomore and strong safety as a senior.

Choice Hops

Myers was a two-sport athlete at Wisconsin, excelling both on the gridiron and the track. He qualified for the NCAA track meet and has cleared the seven-foot barrier on several occasions, including a personal-best 7 3/16 to place 15th at the NCAA Outdoor Track and Field championships in 1999.

Senior: Started all 12 games at strong safety for conference and Rose Bowl champion team...finished fifth on the team with 55 tackles, also recording two

sacks and four tackles for loss...intercepted four passes and deflected seven others...picked off a pass against Michigan...recovered a fumble and returned an interception 48 yards in the Badgers' blowout win at Ohio State...sacked QB Billy Cockerham for a six-yard loss in the win at Minnesota...recorded a sack and an interception in the 40-10 win over Michigan State...registered a career-high 13 tackles, an interception and two passes defended against Purdue...finished his career four tackles (one for loss) and a pass defended in the Rose Bowl against Stanford.

Junior: Played in all 12 games as a nickel back, starting one...recorded 26 tackles, two sacks, two interceptions and three pass deflections...intercepted a Drew Brees pass in the end zone against Purdue...recorded six tackles, one sack, and an interception against Illinois...made two tackles in the Rose Bowl win over UCLA.

Sophomore: Played in 13 games, starting 10 at strong safety...recorded a

career-best 70 tackles, along with one interception...had seven tackles against San Jose State, Northwestern, Minnesota, Iowa and Michigan...recorded a season-high 10 tackles and a fumble recovery against Indiana.

Freshman: Played in nine games, starting three at free safety...made 31 tackles and deflected two passes...credited with a season-high nine tackles against UNLV...registered seven tackles and a pass defended against Illinois...made three tackles in the Copper Bowl against Utah...redshirted as a true freshman in 1995.

PERSONAL: Single, splits time between Nashville and Hamden, Conn...First-team all-state performer in football and track at Hamden High (Hamden, Conn.)...named all-East by *Prep Football Report*...intercepted six passes and blocked two punts as a senior...New England high jump champion...runner-up in national meet in high jump...enjoys playing basketball and watching movies...plans to attend graduate school and earn his M.B.A. degree following his football career...born Bobby Jermaine Myers in New Haven, Connecticut on November 11, 1976.

MYERS' WISCONSIN STATISTICS

| Year | G/S | Solo | Asst. | Total | Sacks | FR | FF | INT | Yds. | PD |
|---------------|--------------|------------|-----------|------------|------------|----------|----------|----------|-----------|-----------|
| 1996 | 9/3 | 21 | 10 | 31 | 0.0 | 1 | 0 | 0 | 0 | 2 |
| 1997 | 13/10 | 48 | 22 | 70 | 0.0 | 0 | 0 | 1 | 0 | 0 |
| 1998 | 12/1 | 19 | 7 | 26 | 2.0 | 0 | 0 | 2 | 0 | 3 |
| 1999 | 12/12 | 43 | 12 | 55 | 2.0 | 1 | 0 | 4 | 54 | 7 |
| Totals | 46/26 | 131 | 51 | 182 | 4.0 | 2 | 0 | 7 | 54 | 12 |

Single-Game Highs

Total Tackles - 13 vs. Purdue (1999)
 Interceptions - 1 (seven times), last vs. Purdue (1999)
 Passes Defended - 2 vs. Purdue (1999)
 Interception Return Yards - 48 vs. Minnesota (1999)

PETER SIRMON



6' 2" **246 lbs**
2-18-77 **04b - '00**
Oregon **128th Overall**
Walla Walla H.S. **Walla Walla, WA**

LINEBACKER

COLLEGE: Aggressive player with fine quickness and range...plays both the run and the pass well...high-intensity tackler who uses his hands well to avoid the low blocks... career numbers include 317 tackles, four interceptions, four forced fumbles, four fumble recoveries, eight sacks and 30 tackles for loss.

Senior: First-team All-Pac 10 selection, starting all year at middle linebacker and recording 109 tackles, 2.5 sacks and 12

tackles for loss...caused a fumble to set up a score against UTEP...made nine tackles against Michigan State...recorded five tackles, one interception, a sack, a blocked kick, and two tackles for loss against Nevada...registered 12 tackles, one sack and two tackles for loss against Washington...recorded a season-high 18 tackles against UCLA...credited with 10 tackles, one sack, a fumble recovery and two tackles for loss in the win over

Aloha Means Hello

Peter and his wife, the former Lindsay Jones, met on the team's Aloha Bowl trip to Hawaii in 1998. Lindsay, the daughter of the team's orthopedist, and Peter began talking the night before the game, and decided immediately that they were meant to be together. They were engaged in a matter of weeks, and married seven months later. Their first child, Jackson Crawford, was born this April 15.

Oregon State...closed out his career with 16 tackles and a school-record seven tackles for loss in the Sun Bowl victory over Minnesota.

Junior: Recorded 24 tackles and one sack in three games...suffered torn pectoral muscle against San Jose State, causing him to miss the remainder of the season...made six tackles against Michigan State and against San Jose State.

Sophomore: All-Pac 10 first-team selection, finishing the season with 115 tackles, 4.5 sacks and 17 tackles for loss...earned Pac-10 Player of the Week honors against Washington and Arizona...deflected five passes and recovered a pair of fumbles...began the season in explosive fashion, posting 15 tackles, two sacks, a fumble recovery and five tackles for loss against Arizona...recorded nine tackles and an interception against Washington

State...made 11 tackles against UCLA...posted 12 tackles in the win over Utah...recorded 15 tackles and recovered a fumble against Washington...collected 11 tackles in the Las Vegas Bowl against Air Force.

Freshman: Academic All-Pac 10 honorable mention selection...played in every game, starting at inside linebacker against Nevada and Arizona State...finished second on the team with 69 tackles, also recording one forced fumble and one fumble recovery...registered 17 tackles against Fresno State in his first college game...posted 11 tackles against Nevada...collected nine tackles against Sun Devils...redshirted as a true freshman in 1995.

PERSONAL: Married to Lindsay (7/19/99), couple splits time between Nashville and Eugene, Oregon with their son, Jackson Crawford (4/15/00)...enjoys fly fishing and camping...attended Walla Walla High (Walla Walla, Wash.)...selected Washington Defensive Player of the Year by the *Seattle Post-Intelligencer* after leading his team to the state AAA championship game...also earned second-team All-Conference honors at quarterback as well, connecting on 101 of 191 passes for 1,620 yards, 20 touchdowns and only three interceptions...he is the youngest of four brothers, all of whom played college football.

SIRMON'S OREGON STATISTICS

| Year | G/S | Solo | Asst. | Total | Sacks | FR | FF | INT | PD |
|---------------|--------------|------------|------------|------------|------------|----------|----------|----------|----------|
| 1996 | 11/2 | 45 | 24 | 69 | 0.0 | 1 | 2 | 0 | 1 |
| 1997 | 12/12 | 83 | 32 | 115 | 4.5 | 2 | 0 | 2 | 5 |
| 1998 | 3/3 | 11 | 13 | 24 | 1.0 | 0 | 0 | 0 | 2 |
| 1999 | 12/12 | 68 | 41 | 109 | 2.5 | 1 | 2 | 2 | 1 |
| Totals | 38/29 | 207 | 110 | 317 | 8.0 | 4 | 4 | 4 | 9 |

Single-Game Highs

Total Tackles - 18 vs. UCLA (1999)

Sacks - 2 vs. Arizona (1997)

Passes Defensed - 1 (nine times), last vs. California (1999)

ARIC MORRIS



5' 10"

7-22-77

Michigan St.
Berkeley H.S.

208 lbs

05a - '00

135th Overall
Oak Park, MI

SAFETY

COLLEGE: Sensational open-field tackler with exceptional quickness...excellent reactions and a superb leaper who drives through traffic in a flash...skilled at staying stride-for-stride with receivers on deep routes...recently timed at 4.46 in the 40-yard dash...ranks sixth on the school's career tackle list with 350...also tallied six interceptions, four fumble recoveries, three forced fumbles, four sacks and 23 passes defended.

Yabba Dabba Doo

Aric's strength has caused him to be nicknamed "Bam Bam," after the Flintstones' youthful character with tremendous strength.

Senior: Started all 12 games at strong safety...All-America second-team selection...also earned second-team All-Big Ten...elected team co-captain along with wide receiver Gari Scott...recipient of MSU Governor's Award, given to the team's Most Valuable Player...also awarded the Biggie Munn Award, bestowed upon MSU's most inspirational player...led team for second consecutive season with a career-high 132 tackles...also collected four sacks, a forced fumble, nine passes defended and 12 tackles for loss...intercepted two passes...opened the season with 19 tackles in the win over Oregon, the highest tackle total by a Spartan since 1992...recorded 11 tackles, one sack and a pass defended in the win at Notre Dame...registered 13 tackles in the win at Illinois...returned an interception 17 yards in the 34-31 win over

Michigan...had 14 tackles and returned an interception 76 yards for a touchdown against Purdue...added another 19-tackle performance, this time at Wisconsin...tallied 14 tackles against Wisconsin...completed his Spartan career with 10 tackles in the Spartans' Citrus Bowl victory over Florida.

Junior: Played in 12 games, starting 11...honorable mention All-Big Ten selection by the media...presented the Danziger Award as the team's top Detroit-area player...led the team with 127 tackles, including eight for loss...intercepted three passes and deflected eight passes...forced a fumble and recovered two fumbles...had a 14-yard interception return and six tackles against Colorado State...collected 12 tackles against Oregon...recorded 15 tackles, a forced fumble and a fumble recovery against Notre Dame...registered 13 tackles against Indiana...in on 14 tackles and broke up a pass against Illinois...recorded a season-high 17 tackles at Penn State.

Sophomore: Played in 12 games, starting nine...recorded 72 tackles, including eight for loss, in addition to five passes defended, one forced fumble and a fumble recovery...registered seven tackles at Notre Dame...had a season-high 16 tackles and two tackles for loss against Michigan...made four tackles in the Aloha Bowl against Washington.

Freshman: Appeared in 11 games as a true freshman, tallying 14 tackles and a pass defended...posted a season-high four tackles against Wisconsin...credited with three tackles against both Illinois and Iowa.

PERSONAL: Single, splits time between Nashville and Oak Park, Michigan...named to the *Detroit Free Press* and *Detroit News Dream Teams* as a senior at Berkeley High (Berkeley, Mich.)...three-year starter at both linebacker and running back...rushed for 1,103 yards on 99 carries and scored 25

touchdowns as a senior...also produced 98 tackles, including 14 for losses and three interceptions...enjoys basketball, weightlifting and video games...involved in reading programs for local schoolchildren while in college...born Aric Termain Morris on 7/22/77 in Winston-Salem, North Carolina.

MORRIS' MICHIGAN STATE STATISTICS

| Year | G/S | Solo | Asst. | Total | Sacks | FR | FF | INT | Yds. | PD |
|---------------|--------------|------------|------------|------------|------------|----------|----------|----------|------------|-----------|
| 1996 | 11/0 | 14 | 5 | 19 | 0.0 | 1 | 0 | 0 | 0 | 1 |
| 1997 | 12/9 | 46 | 26 | 72 | 0.0 | 1 | 1 | 1 | 18 | 5 |
| 1998 | 12/11 | 76 | 51 | 127 | 0.0 | 2 | 1 | 3 | 9 | 8 |
| 1999 | 12/12 | 81 | 51 | 132 | 4.0 | 0 | 1 | 2 | 93 | 9 |
| Totals | 47/32 | 217 | 133 | 350 | 4.0 | 4 | 3 | 6 | 120 | 23 |

Single-Game Highs

Total Tackles - 19 (twice), last vs. Wisconsin (1999)
 Interceptions - 1 (six times), last vs. Purdue (1999)
 Passes Defensed - 3 vs. Penn State (1999)
 Interception Return Yards - 76 vs. Purdue (1999)



FRANK CHAMBERLIN

6' 1"

1-2-78

Boston College

Mahwah H.S.

250lbs

05b - '00

160th Overall

Mahwah, N.J.

LINEBACKER

COLLEGE: Outstanding size and athleticism at linebacker...also an excellent special teams player...moved to linebacker to fullback and then back to linebacker while at Boston College...

Orange Crusher

Frank recorded a career-high 25 tackles in the Eagles' victory over Syracuse Orangemen last season, including a tackle to end their last drive at the end of the game.

Senior: Started all 12 games at linebacker...second-team All-Big East...winner of BC's Scanlan Award, the highest honor bestowed on a Golden Eagle senior football player...recorded a team-

leading 126 tackles...registered 10 tackles against Virginia Tech...had 11 tackles, two sacks, an interception, four passes defensed, five quarterback pressures, two forced fumbles and a fumble recovery against Notre Dame...made 14 tackles against West Virginia...collected 25 tackles against Syracuse, earning him Bronko Nagurski Defensive Player of the Week, *USA Today* National Player of the Week and Big East Defensive Player of the Week accolades...also recorded three tackles for loss, a sack and an interception in the win over the Orangemen...led team with 13 tackles against Miami...tallied 10 tackles and a fumble recovery against Pittsburgh...had 16 tackles and a fumble recovery in the

win over Northeastern...registered 11 tackles and sack against Navy.

Junior: Started all 11 games, finishing second on the team with 78 tackles after shifting back to linebacker from fullback...also recorded two sacks...made eight tackles against West Virginia...made five tackles against Navy...recorded two sacks against Virginia Tech...registered a season-high 11 tackles against Pittsburgh...tallied six tackles in the season-opener against Georgia Tech.

Sophomore: Played in all 11 games after moving to fullback...carried the ball seven times for 18 yards...served as lead blocker on running plays and recorded six special teams tackles.

Freshman: Played in all 11 games, seeing action at linebacker, tight end and

fullback...caught four passes and served as a key special teams player...recorded nine tackles on defense and was used as a primary blocker in short-yardage situations at fullback.

PERSONAL: Single, splits time between Nashville and Boston...earned All-County, All-Suburban and All-League honors at Mahwah High (Mahwah, N.J.)...also earned All-Region honors after recording 114 tackles and six forced fumbles as a senior in 1995...also rushed for more than 900 yards and scored 14 touchdowns...standout member of the school's basketball and track team, and won the state's shotput championship as a senior...born Frank Jacob Chamberlin on January 2, 1978 in Paranus, New Jersey.

CHAMBERLIN'S BOSTON COLLEGE STATISTICS

| Year | G/S | Solo | Asst. | Total | Sacks | FR | FF | INT | PD |
|---------------|--------------|------------|-----------|--------------------|----------|----------|----------|----------|----------|
| 1996 | 11/0 | | | Played at fullback | | | | | |
| 1997 | 11/0 | 3 | 3 | 6 | 0 | 0 | 0 | 0 | 0 |
| 1998 | 11/11 | 45 | 33 | 78 | 0 | 0 | 0 | 0 | 0 |
| 1999 | 12/12 | 82 | 44 | 128 | 5 | 4 | 1 | 1 | 5 |
| Totals | 45/23 | 137 | 82 | 219 | 5 | 4 | 1 | 1 | 5 |

Single-Game Highs

Total Tackles - 25 vs. Syracuse (1999)

Sacks - 1.0 (five times), last vs. Navy (1999)

Interceptions - 1 vs. Syracuse (1999)

5,000 Yard Career Rushers in First Four Seasons

| Player | Team | Four Year Total |
|-----------------------------|---------------|-----------------|
| Eric Dickerson [^] | Rams | 6,968 |
| Earl Campbell [^] | Oilers | 6,457 |
| Terrell Davis | Broncos | 6,413 |
| Emmitt Smith | Cowboys | 5,699 |
| Barry Sanders [^] | Lions | 5,674 |
| EDDIE GEORGE [^] | TITANS/OILERS | 5,365 |
| Walter Payton | Bears | 5,316 |
| Curtis Martin | Patriots/Jets | 5,086 |
| Jim Brown | Browns | 5,055 |

[^]Rushed for at least 1,200 yards in each of their first four seasons



ROBAIRE SMITH

6' 4"
11-15-77
Michigan St.
North H.S.

271 lbs
06 - '00
197th Overall
Flint, MI

DEF. END

COLLEGE: Relentless pass rusher with excellent initial quickness...also proficient at playing the run...has a strong power charge and a quick spin move...ranks fifth on the school's career list with 22 sacks and fourth in tackles for loss with 48...also finished his Spartan career with 191 tackles, three interceptions, four forced fumbles and three fumble recoveries.

Flintstones, Meet the Flintstones

Robaire grew up in Flint, Michigan, along with three star components of the Michigan State national championship basketball team, Mateen Cleaves, Charlie Bell and Morris Peterson. Cleaves and Smith were high school basketball and football teammates, with Cleaves playing quarterback in addition to his exploits on the court.

Senior: Started all 12 games...All-America second-team selection by The Sporting News...consensus All-Big Ten Conference first-team choice...recipient of MSU's President's Award, given to the team's outstanding senior linemen...recorded 65 tackles, eight sacks and 14 tackles for loss...also recovered two fumbles and deflected four passes...began the season with 10 tackles in the win over Oregon...posted five tackles, two sacks, two tackles for loss, an interception and a fumble recovery against Illinois...added nine tackles and two sacks in the win over Michigan...intercepted and sacked Drew Brees against Purdue...registered a season-high 12 losses against

Wisconsin...finished his career with two tackles against Florida in the Citrus Bowl. **Junior:** Started and played in nine games...voted to the Walter Camp All-America team...finished with 52 tackles, two sacks and eight tackles for loss...missed three games due to injury...opened the season with eight tackles against Colorado State...forced a fumble and made six tackles against Notre Dame...registered 10 tackles in the win over Indiana...collected nine tackles, one sack, three tackles for loss and three passes defended against Northwestern.

Sophomore: Started all 12 games...earned second-team All-Big Ten honors from both the coaches and media...winner of the MSU Outstanding Underclass Lineman Award...started all year at right defensive tackle, leading the down linemen with 74 tackles...led the team in sacks with 12 and tackles for loss with 16...returned a fumble 37 yards for a touchdown against Western Michigan...finished with seven tackles, two sacks and four tackles for loss against Memphis...credited with nine tackles and two sacks against Minnesota...added 10 tackles and a sack against Michigan...posted five tackles and another two-sack performance against Ohio State...made four tackles in the Aloha Bowl win over Washington.

Freshman: Did not see any action for the Spartans.

PERSONAL: Single, splits time between Nashville and Flint, Michigan...Parade and National

Recruiting Advisor All-America selection at Flint High (Flint, Mich.)...listed among the country's top 11 players by *Scholastic Coach* magazine...earned first-team All-State, All-Conference and All-City honors as a senior...registered 92 tackles with 11 sacks and had 17 receptions for 297 yards and six touchdowns as a senior...also lettered in basketball...brother, Fernando, plays

defensive end for the Minnesota Vikings...another brother, Antonio, started at forward for the 1999 Spartan Final Four basketball squad, and currently plays for Grand Rapids of the Continental Basketball Association...enjoys bowling and fishing...born Robaire Freddick Smith on 11/15/77 in Flint, Michigan.

SMITH'S MICHIGAN STATE STATISTICS

| Year | G/S | Solo | Asst. | Total | Sacks | FR | FF | INT | Yds. | PD |
|---------------|--------------|-----------|-----------|------------|-------------|----------|----------|----------|-----------|-----------|
| 1997 | 12/12 | 38 | 36 | 74 | 12.0 | 1 | 2 | 1 | 6 | 3 |
| 1998 | 9/9 | 23 | 29 | 52 | 2.0 | 0 | 2 | 0 | 0 | 3 |
| 1999 | 12/12 | 38 | 27 | 65 | 8.0 | 2 | 0 | 2 | 12 | 4 |
| Totals | 33/33 | 99 | 92 | 191 | 22.0 | 3 | 4 | 3 | 18 | 10 |

Single-Game Highs

Total Tackles - 12 vs. Wisconsin (1999)
Sacks - 2.0 (six times), last vs. Michigan (1999)
Interceptions - 1 (three times), last vs. Purdue (1999)



MIKE GREEN

6'0"
9-2-76
Houston
Klein H.S.

249 lbs
07a - '00
213th Overall
Houston, TX

RUNNING BACK

COLLEGE: Collegiate tailback whose raw power and blocking ability could see him shift to fullback at the pro level...has an explosive pullaway burst...strong leg driver who does an excellent job hurdling defenders and finishing his runs...career numbers at Houston

Lone Star Legend

Of all the great running backs in Texas high school history, Mike's senior season at Klein High School in Spring, Texas saw him record 2,284 yards rushing, the sixth-best total in the state's history. He rushed for a total of 5,505 yards during his high school career.

include 1,273 yards rushing on 243 carries and 11 touchdowns, for an average of 5.2 yards per career...including two seasons at Blinn Junior College, his composite collegiate statistics include 518 carries for 2,738 yards rushing and 43 touchdowns...caught nine passes for 114 yards as a Cougar and returned five kickoffs for 97 yards.

Senior: Played in 10 games, starting three...All-Conference USA second-team selection...shared tailback duties with Ketric Sanford, finishing second on the team with 134 carries for 838 yards and eight touchdowns...participated in the Blue-Gray Game...averaged 94.6 all-purpose yards per game...scored the

team's first touchdown of the season with a 16-yard run against the Rice...gained 129 yards on eight carries, including a seven-yard touchdown in the win over Louisiana-Lafayette...rushed 15 times for 61 yards and one touchdown against UAB...gained 130 yards on 24 carries with a one-yard touchdown in the win over North Carolina...picked up 72 yards on only eight carries against East Carolina...rushed 19 times for 162 yards against Army, including a 26-yard touchdown.

Junior: Played in eight games, starting one...served as the primary backup to Ketric Sanford, rushing for 435 yards and three touchdowns on 101 carries...caught three passes for 68 yards and returned two kickoffs for 35 yards...rushed for 61 yards on 13 carries in his first game as a Cougar...rushed 14 times for 68 yards against Memphis...set up the Cougars' game-winning touchdown with a 57-yard receptions in the 34-31 over East Carolina...also rushed 18 times for 94 yards and a touchdown against the Pirates...rushed for a 1-yard

touchdown against Mississippi. Junior College: Earned All-America honors as a freshman after gaining 1051 yards on 155 carries, an average of 6.8 yards per carry...gained 100 yards on 10 attempts in his college debut against Howard Payne...rushed for 194 yards and two touchdowns in the Southwest Junior College Football Conference championship game against Navarro...two-year Juco totals include 275 carries for 1,465 yards and 11 touchdowns.

PERSONAL: Single, splits time between Nashville and Houston...All-State selection by the Texas Sports Writers Association as a senior at Klein H.S. (Houston, Tex.)...led team to Class 5A Division I semifinals that year, rushing for 2,284 yards, the sixth-best total in Texas prep history...rushed for 1,454 yards as a junior, and finished with a three-year total of 5,505 yards, also a school record...born Michael Lewayne Green on 9/2/76 in Houston, Texas.

GREEN'S COLLEGE STATISTICS

| Year | G/S | Att. | Rushing | | | | TD | Rec. | Yds. | Receiving | | |
|---------------|--------------|------------|-------------|------------|-----------|-----------|----------|------------|-------------|-----------|----------|----|
| | | | Yds. | Avg. | LG | TD | | | | Avg. | LG | TD |
| 1996+ | 10/8 | 155 | 1051 | 6.8 | n/a | 27 | n/a | n/a | n/a | n/a | n/a | |
| 1997+ | 7/5 | 120 | 414 | 3.5 | n/a | 5 | n/a | n/a | n/a | n/a | n/a | |
| 1998^ | 8/1 | 101 | 435 | 4.3 | 24 | 3 | 3 | 68 | 22.7 | 57 | 0 | |
| 1999^ | 10/3 | 142 | 838 | 5.9 | 46 | 8 | 6 | 46 | 7.7 | 19 | 0 | |
| Totals | 35/17 | 518 | 2738 | 5.3 | 46 | 43 | 9 | 114 | 12.7 | 57 | 0 | |

Single-Game Highs (at Houston)

Rushes - 24 vs. North Carolina (1999)

Rushing Yards - 162 vs. Army (1999)

Longest Rush - 46 vs. Louisiana-Lafayette (1999)

Touchdowns - 2 vs. Army (1999)

+Blinn Junior College

^-University of Houston

Rolling Up the Points

In each of the final two regular season games in 1999, the Titans scored at least 40 points in beating Jacksonville, 41-14, and Pittsburgh, 47-36. It marked the first time the team has scored at least 40 points in back-to-back games since 1961, when the then-Oilers defeated the New York Titans, 48-21 and the Oakland Raiders 47-16 - a span of 552 games.



WES SHIVERS

6' 5"

3-8-77

Mississippi State
Benton Academy

318 lbs

07b - '00

237th Overall
Benton, MS

OFF. TACKLE

COLLEGE: Impressive power off the snap...consistent striker...can anchor and out-muscle inside rusher...All-Southeastern Conference selection last season...played two season at Hinds (Miss.) Community College before transferring to Mississippi State...earned All-America honors at Hinds.

Man in Blue

A Criminal Justice minor in college, Shivers would like to pursue a career in law enforcement after football.

Senior: Started all 12 games, first six at guard and final six at tackle...graded at 80 percent or better in eight of 11 regular season games...scored team-best 88 percent grade in win over South Carolina...scored season-best 91 percent grade against Vanderbilt as offense gained 454 yards in victory...led team with 88 percent grade in win against Auburn...turned in 81 percent grade and pair of pancake blocks in win over arch-rival Mississippi...started in Peach Bowl to end career.

Junior: Played all 13 games as special teams performer and top reserve at right tackle...split time at tackle with

starter through most of season...played half of snaps against East Tennessee State with a 96 percent grade...received 94 percent grade and season-high three pancake blocks in regular season finale against Ole Miss...split time at right tackle in both SEC Championship game against Tennessee and in Cotton Bowl versus Texas.

Junior College: Earned All-America honors from National Junior College Athletic Association following sophomore season at Hinds Community College...team compiled 21-2 record and back-to-back region championships in two years...named all-state and all-region as sophomore...helped team lead Mississippi junior colleges in rushing...earned second-team all-state honors as freshman at Hinds.

PERSONAL: Engaged (Angela)...splits time between Nashville and Brandon, Miss...attended Brandon High School until junior season, finishing at Benton Academy (Miss.)...played in Mississippi Private School all-star game...threw shot put on high school track team...enjoys hunting, fishing and golf in spare time...born Wesley Davis Shivers, March 8, 1977, in Jackson, Miss.

SHIVERS' COLLEGE STATISTICS

Games/Starts: 1996[^] (12/12), 1997[^] (11/11), 1998* (12/12), 1999* (11/11).

[^]-Hinds (Miss.) Community College, *-Mississippi State University

ROOKIE FREE AGENTS

DEMARIO BROWN, RB, 6-1, 213 (UTAH STATE)

Signed with Titans as an undrafted free agent April 18, 2000...rushed for over 700 yards each of his four seasons at USU...rushed for career-high 1,536 yards and 14 touchdowns on 279 carries in 1999...earned Big West Offensive Player of the Week honors on three occasions...career totals include 792 attempts for 4,053 yards (5.1 average) for 37 touchdowns and 90 receptions for 925 yards and two touchdowns...first-team All-Big West in 1997 and 1999, earning second team honors in 1996 and honorable mention in 1998...competed in Blue-Gray Game and East-West Shrine Game...holds nine school records and resides in the top ten of many Big West career rushing leader boards...all-CIF selection at Burroughs High in Ridgecrest (Calif.)...born Demario Brown on Mar. 6, 1977 in Annapolis, Maryland.

KAREEM CLARK, CB, 5-10, 189 (ARIZONA STATE)

Signed with Titans as an undrafted free agent April 18, 2000...starter at right cornerback for all 11 games in 1999...all-Pac 10 honorable mention selection...recorded 42 tackles and one interception during senior season...career totals for the four-year letterman include 79 tackles and two interceptions...started 15 games and played in 41 during Sun Devil career...cousin of former franchise great Earl Campbell...named All-State, All-CIF and All-Orange County during senior season at Esperanza High in Anaheim (Calif.)...born Kareem Jarreau Clark on Nov. 28, 1976 in Bellflower, Calif.

CHRIS COLEMAN, WR, 6-0, 202 (NORTH CAROLINA STATE)

Signed with Titans as an undrafted free agent April 18, 2000...caught 122 passes for 1,909 yards and eight touchdowns during his Wolfpack career...both his reception and yards receiving totals rank fourth in school history...best season came as junior in 1998, when he posted 52 receptions for 876 yards and five touchdowns...started 31 of 42 games played for N.C. State over four seasons...recorded career-best game of nine catches for 158 yards against Virginia in 1998...added six catches for 98 yards and stopped just short of goal line on final play of the Wolfpack's narrow loss to North Carolina as a senior in 1999...All-America selection by Blue Chip Illustrated out of Crest High in Shelby (N.C.)...born Chris Coleman on May 8, 1977 in Shelby, N.C.

WADE DAVIS, CB, 5-11, 185 (WEBER STATE)

Signed with Titans as an undrafted free agent April 18, 2000...recorded 64 tackles and four passes defended as a senior in 1999...started 30 games over three seasons for the Wildcats...career numbers include 142 tackles, three tackles for loss, one fumble recovery, two forced fumbles, 20 passes defended and two interceptions...career-best game of 11 tackles came against Northern Arizona in 1999...named honorable mention All-Big Sky in 1999...competed in both the East-West Shrine Game and the Hula Bowl...blocked two kicks as a sophomore in 1997...played one year at Mesa State College in Grand Junction, Colo...led Overland High in Aurora (Colo.) to the 1994 Colorado State championship...born Wade Alan Davis II on July 20, 1977 in Aurora, Colorado.

ROOKIE FREE AGENTS

TORRIE GRIFFIN, DT, 6-5, 275 (CARSON-NEWMAN)

Signed with Titans as an undrafted free agent April 18, 2000...started at nose guard for Division II national runners-up...recorded 25 tackles and five tackles for loss for 24 yards...also posted three sacks and one fumble recovery...helped lead Eagle defense to #1 ranking in NCAA Division II for most of the season...transferred to Carson-Newman from Howard...graduated from Laurel High in Laurel (Md.)...born Torrie Giles Griffin on July 21, 1976.

GERALD HARRIS, WR, 5-11, 186 (WASHINGTON)

Signed with Titans as an undrafted free agent April 18, 2000...caught 68 passes for 935 yards and eight touchdowns...two-year starter at flanker for Huskies who posted senior season numbers of 37 catches for 571 yards and four touchdowns...honorable mention All-Pac 10 in 1999...caught nine passes for 78 yards in early season win over Air Force...ranked 10th in the conference in receiving yards in 1999...led team with an average of 81.3 all-purpose yards per game as a senior...alumnus of Kent-Meridian High in Kent (Wash.)...born Sept. 23, 1977 in Kent, Washington.

JAMIE HEINER, LB, 6-2, 220 (NORTHERN COLORADO)

Signed with Titans as an undrafted free agent April 18, 2000...three-year starter and four-year letterman who enjoyed his finest season in 1999...key component in Bears' 1996 and 1997 national championship teams...holds school record for interceptions returned for touchdowns with three...posted career numbers of 263 tackles, 27 tackles for loss...4.5 sacks, seven forced fumbles, five fumble recoveries, four interceptions and two passes defended...enjoyed finest season as a senior in 1999, recording 104 tackles, four tackles for loss, three forced fumbles and three interceptions...also recorded eight double-digit tackle efforts in 1999, including a 17-tackle effort against Pittsburg State...earned Class 6A honorable mention All-State honors as a senior in addition to team MVP honors as a junior and senior at Raton High in Fort Collins (Colo.)...born Jamie Heiner on Sept. 6, 1975 in St. Paul, Minn.

AARON KOCH, OG, 6-3, 293 (OREGON STATE)

Signed with Titans as an undrafted free agent April 18, 2000...played in 44 games, starting the last 33 consecutive...started 11 games at center as a sophomore, shifting to right guard for his junior and senior seasons...outstanding at both pass and run blocking...earned first team All-Pac 10 honors as a senior by both league and Football News...selected to the CoSIDA/GTE District 8 All-Academic Team, in addition to conference All-Academic accolades...competed in Hula Bowl...part of offensive line which team to first bowl bid in 34 years...earned All-Valley League honors on both offense and defense during his junior and senior seasons at McNary High in Kelzer (Ore.)...also a two-time district wrestling champion in high school...born Aaron Paul Koch on Feb. 21, 1978 in Portland, Oregon.

ROOKIE FREE AGENTS

MIKE LEACH, TE, 6-4, 238 (WILLIAM & MARY)

Signed with Titans as undrafted free agent April 20, 2000...two-year starter at tight end and punter after transferring from Boston University after program was dropped...named to first team Walter Camp All-America team as tight end following 1999 season...led Atlantic 10 Conference in punting both junior and senior seasons, earning first team honors each year...registered 106 receptions for 1,181 yards and 12 touchdowns during college career...as senior, led league in receptions (33) among tight ends, gaining 305 yards and scoring four touchdowns...also led league in punting with 41.3-yard average...as junior, earned second team All-America (AP) honors and second team All-Atlantic 10...set school record for catches (58) by tight end and season punting average (44.4)...gained 653 receiving yards and six touchdowns...played in 16 games with no starts in two years at Boston University...redshirted in 1995...majored in history...first team all-state selection at Jefferson Township (N.J.) High...also graduated as school's all-time leading scorer (1,532) in basketball...born Oct. 18, 1976.

JASON MCDONALD, G, 6-6, 320 (ALABAMA)

Signed with Titans as undrafted free agent April 18, 2000...one-year starter at guard for Crimson Tide...played both guard and tackle during college career...saw time as reserve lineman as senior...as junior, started every game at guard...played all but seven offensive snaps...moved to guard in spring practice after playing tackle for two seasons...reserve lineman during freshman and sophomore seasons...redshirted in 1995...majored in marketing...rated as number one offensive line prospect in Alabama and earned All-State honors after senior season at Theodore (Ala.) High...born May 26, 1977.

BRANDON MCLEMORE, S, 6-3, 205 (OREGON)

Signed with Titans as undrafted free agent April 18, 2000...started 34 games and recorded 216 tackles, playing free safety, corner and strong safety during Oregon career...as senior, ranked second in tackles with 78 and interceptions with two...honored with team's Ironman Award for most playing time during season and honorable mention All-Pac 10 at free safety...recorded game-high 14 tackles and interception in overtime win against USC...as junior, started all 11 games and was team's fifth-leading tackler with 62...opened sophomore season at corner before being moved to strong safety for remainder of year...registered 32 tackles at free safety as freshman...redshirted in 1995...majored in pre-journalism/communications...two-way player at Bishop Montgomery (Torrance, Calif.) High, playing cornerback and wide receiver...caught 59 passes and totaled 66 tackles as senior...born Brandon Scott McLemore on May, 2, 1977.

MIKE SCARBOROUGH, WR, 6-1, 198 (TEXAS CHRISTIAN)

Signed with Titans as undrafted free agent April 18, 2000...two-year starter at Texas Christian, leading team in receptions both junior and senior seasons...as senior, totaled 35 receptions, 524 yards and eight receiving touchdowns...eight touchdowns were second most for single season in school history, behind Mike Renfro's 10...registered career-high six grabs at Northwestern...tallied two touchdown receptions and 96 yards at Hawaii...as junior, led team with 19 receptions for 223 yards...trans-

ROOKIE FREE AGENTS

ferred to TCU after two seasons at Texas, where he played football and baseball (outfielder) for Longhorns...totaled 11 receptions in two years at Texas...majored in psychology...lettered in football, baseball and track at Elkins (Sugar Land, Tex.) High...played defensive back, wide receiver and running back...earned all-state honors in baseball...born June 2, 1976.

TONY UMHOLTZ, P, 6-0, 195 (SOUTH FLORIDA)

Signed with Titans as undrafted free agent April 18, 2000...only punter at South Florida in three seasons of football...earned third-team AP I-AA All-America honors after senior season...in three seasons, recorded career average of 39.6 yards with 41 punts downed inside 20...as senior, punted 74 times for 41.4-yard average...registered 17 punts of 50 yards or more...also pressed into service as placekicker after injury to starter, connecting on 20 of 21 PATs and four field goals...as junior, averaged 40.1 yards on 39 punts...only 14 punts were returned for 2.1-yard average...pinned 12 punts inside 20...as sophomore, punted 48 times for 36.6 average...transferred from Missouri Valley College where he averaged 39.0 yards per punt...honorable mention all-state at Osceola (Largo, Fla.) High...also lettered in soccer...born Anthony Jonas Umholtz on Dec. 13, 1976.

BILLY VOLEK, QB, 6-2, 210 (FRESNO STATE)

Signed with Titans as undrafted free agent April 18, 2000...three-year starter for Bulldogs...threw 57 touchdowns against only 12 interceptions during college career...as senior, named first team All-WAC and team MVP, while leading team to Las Vegas Bowl...threw for 2,559 yards on 235 of 355 passing, including 30 touchdowns and only three interceptions...did not throw interception in final six games (180 attempts)...posted efficiency rating of 153.0...threw four touchdowns in season opener against Portland State...tallied 299 passing yards at SMU...in season finale against San Jose State, recorded season-highs in yards (311) and touchdowns (5)...as junior, finished second in WAC in passing efficiency with 131.7 rating...passed for 1,955 yards on 151 of 261 passing, 10 touchdowns and three interceptions...threw for career-best 349 yards at Texas Tech...completed season-high three touchdowns against Hawaii...as sophomore, gained 1,853 yards on 178 of 318 passing with 17 touchdowns and six interceptions in first season as starter...had stretch of 204 pass attempts without interception...backup quarterback as freshman...redshirted in 1995...majored in sociology...named Northwest Yosemite League Offensive Player of Year after senior season at Clovis West (Fresno, Calif.) High...son of football coach, John, who has been head coach at Sacramento State and Fresno C.C....married to Kerri...born April 28, 1976.

LENNY WARE, WR, 6-1, 195 (UNLV)

Signed with Titans as undrafted free agent April 18, 2000...finished career at UNLV ranked second on Rebels' career reception list with 161 and fourth in receiving yards with 2,322...scored 17 touchdowns, including one kickoff return, during career...as senior, recorded 31 receptions for 376 yards in seven games...missed four games with knee injury...tallied eight grabs for 83 yards at Baylor...registered six receptions for 83 yards versus Colorado State...as junior, led team with 39 receptions for 500 yards and two touchdowns...in season opener at Northwestern, posted career-high eight receptions and 136 yards, including 77-yard touchdown grab...as sophomore, led team with

ROOKIE FREE AGENTS

818 receiving yards on 49 receptions with six touchdowns...season-best eight receptions for 108 yards versus Hawaii...recorded three consecutive 100-yard games...as freshman, posted 42 catches for 628 yards and eight touchdowns...redshirted in 1995...majored in communications...all-conference defensive back at Montclair (Rancho Cucamonga, Calif.) High...also lettered in basketball...born May 5, 1977 in St. Louis, Mo.

JESSE WARREN, DE, 6-4, 275 (COLORADO)

Signed with Titans as undrafted free agent April 18, 2000...played in 40 games with the Buffaloes, amassing 87 tackles and six sacks...played both defensive tackle and defensive end...as senior, started 11 games at DT, totaling 28 tackles...posted season-high five stops in season opener against Colorado State...as junior, played in all 12 games as defensive tackle with four starts...honored as co-winner of Most Improved Defensive Player Award by coaches...totaled 40 tackles, including career high five-and-half sacks, which ranked second on team...registered career-high 10 tackles at Missouri...as sophomore, played in all 11 games at defensive end with 17 tackles...as freshman, played in only eight games with two stops...majored in sociology...one of more celebrated recruits in country after senior season at Carter (Dallas, Tex.) High...garnered top 10 status at position by all recruiting publications...as senior, totaled 61 tackles, eight sacks and six fumble recoveries...also played tight end...lettered in basketball...born March 31, 1978.

JASON WHITE, T, 6-5, 327 (OREGON STATE)

Signed with Titans as undrafted free agent April 18, 2000...started 22 consecutive games at left tackle for Beavers after transferring from Diablo Valley College...earned second-team All-Pac 10 honors following senior season...established new school record for bench press, lifting 445 pounds...named junior college All-America following final season at Diablo Valley (Pleasant Hill, Calif.) College...was captain both seasons and elected team MVP following sophomore campaign...majored in liberal studies...played both offensive tackle and defensive end at California (San Ramon, Calif.) High...born Jason Wayne White on April 2, 1975 in Denver, Colorado.

JERARD WHITE, S, 6-1, 204 (MASSACHUSETTS)

Signed with Titans as undrafted free agent April 18, 2000...four-year starter for Minutemen, playing cornerback and strong safety...earned All-America honors following senior season from AFCA, Walter Camp Foundation and The Sports Network...first team All-Atlantic 10 Conference...totaled 43 tackles and led team with seven interceptions at cornerback...registered forced fumble, fumble recovery, pass defense and two tackles against William & Mary...totaled eight tackles and four passes defended against Rhode Island...tallied two interceptions against New Hampshire...as junior, recorded 54 tackles and three interceptions at cornerback...as sophomore, registered 48 tackles at strong safety...posted career-high 11 tackles against Richmond...as freshman, started 11 games at strong safety and registered 52 stops...majored in communications...played one year of prep ball at Valley Forge Military Academy...played high school football at Archbishop Carroll (Washington, D.C.) High...born Jerard Patrick White on Oct. 27, 1997 in Washington, D.C.

2000 TENNESSEE TITANS ALPHABETICAL ROSTER

BIRTH- NFL

| NO. | NAME | POS. | HT. | WT. | DATE | YR | COLLEGE | HOMETOWN |
|-----|-------------------|-------|------|-----|----------|----|-------------------|--------------------|
| 23 | BISHOP, BLAINE | S | 5-9 | 203 | 7/24/70 | 8 | BALL STATE | INDIANAPOLIS, IN |
| 24 | BROWN, DeMARIO | RB | 6-0 | 213 | 3/6/77 | R | UTAH STATE | RIDGECREST, CA |
| 84 | BROWN, LARRY | TE | 6-4 | 280 | 9/1/76 | 2 | GEORGIA | DECATUR, GA |
| 53 | BULLUCK, KEITH | LB | 6-3 | 232 | 4/4/77 | R | SYRACUSE | NEW CITY, NY |
| 83 | BYRD, ISAAC | WR | 6-1 | 188 | 11/16/74 | 4 | KANSAS | ST. LOUIS, MO |
| 57 | CHAMBERLIN, FRANK | LB | 6-1 | 250 | 1/2/78 | R | BOSTON COLLEGE | WAHWAH, NJ |
| 39 | CLARK, KAREEM | CB | 5-10 | 189 | 11/28/76 | R | ARIZONA STATE | YORBA LINDA, CA |
| 17 | COLEMAN, CHRIS | WR | 6-0 | 202 | 5/8/77 | R | N.C. STATE | SHELBY, NC |
| 13 | DAFT, KEVIN | QB | 6-1 | 202 | 11/19/75 | 2 | CAL-DAVIS | TUSTIN, CA |
| 33 | DAVIS, WADE | DB | 5-11 | 185 | 7/20/77 | R | WEBER STATE | AURORA, CO |
| 3 | DEL GRECO, AL | K | 5-10 | 202 | 3/2/62 | 17 | AUBURN | CORAL GABLES, FL |
| 87 | DYSON, KEVIN | WR | 6-1 | 201 | 6/23/75 | 3 | UTAH | CLEARFIELD, UT |
| 91 | EVANS, JOSH | DT/DE | 6-2 | 288 | 9/6/72 | 6 | ALABAMA-BIRM. | WEST SHAWMUT, AL |
| 51 | FAVORS, GREG | LB | 6-1 | 244 | 9/30/74 | 3 | MISSISSIPPI STATE | ATLANTA, GA |
| 97 | FISK, JASON | DT | 6-3 | 295 | 9/4/72 | 6 | STANFORD | DAVIS, CA |
| 92 | FORD, HENRY | DT | 6-3 | 295 | 10/30/71 | 7 | ARKANSAS | FT. WORTH, TX |
| 93 | FREDERICK, MIKE | DE | 6-5 | 280 | 8/6/72 | 6 | VIRGINIA | LANGHORNE, PA |
| 93 | FRISCH, BYRON | DE | 6-5 | 267 | 12/17/76 | R | BYU | BONITA, CA |
| 27 | GEORGE, EDDIE | RB | 6-3 | 240 | 9/24/73 | 5 | OHIO STATE | PHILADELPHIA, PA |
| 26 | GEORGE, SPENCER | RB | 5-9 | 200 | 10/28/73 | 3 | RICE | BEAUMONT, TX |
| 54 | GLOVER, PHIL | LB | 5-11 | 241 | 12/17/75 | 2 | UTAH | LAS VEGAS, NV |
| 56 | GODFREY, RANDALL | LB | 6-2 | 245 | 4/6/73 | 5 | GEORGIA | VALDOSTA, GA |
| 45 | GOULD, GARETT | FB | 6-2 | 238 | 5/30/76 | 1 | MICHIGAN STATE | TROY, MI |
| 20 | GREEN, MIKE | RB | 6-0 | 249 | 9/2/76 | R | HOUSTON | HOUSTON, TX |
| 61 | GRIFFIN, TORRIE | DT | 6-5 | 275 | 7/21/76 | R | CARSON-NEWMAN | WASHINGTON D.C. |
| 11 | HARRIS, GERALD | WR | 5-11 | 186 | 9/23/77 | R | WASHINGTON | KENT, WA |
| 58 | HEINER, JAMIE | LB | 6-1 | 236 | 9/6/75 | R | N. COLORADO | FT. COLLINS, CO |
| 15 | HENTRICH, CRAIG | P/K | 6-3 | 205 | 5/18/71 | 7 | NOTRE DAME | ALTON, IL |
| 99 | HOLMES, KENNY | DE | 6-4 | 270 | 10/24/73 | 4 | MIAMI (FL) | VERO BEACH, FL |
| 72 | HOPKINS, BRAD | T | 6-3 | 305 | 9/5/70 | 8 | ILLINOIS | MOLINE, IL |
| 47 | HUNT, DEON | LB | 6-0 | 243 | 1/12/78 | R | HAMPTON | DETROIT, MI |
| 96 | JONES, MIKE | DT/DE | 6-4 | 280 | 8/25/69 | 10 | N.C. STATE | COLUMBIA, SC |
| 90 | KEARSE, JEVON | DE | 6-5 | 265 | 9/3/76 | 2 | FLORIDA | FT. MYERS, FL |
| 86 | KENT, JOEY | WR | 6-1 | 191 | 4/23/74 | 4 | TENNESSEE | HUNTSVILLE, AL |
| 50 | KILLENS, TERRY | LB | 6-1 | 235 | 3/24/74 | 5 | PENN STATE | CINCINNATI, OH |
| 88 | KINNEY, ERRON | TE | 6-5 | 272 | 7/28/77 | R | FLORIDA | ASHLAND, VA |
| 64 | KOCH, AARON | G | 6-3 | 298 | 2/1/78 | R | OREGON STATE | KEIZER, OR |
| 66 | LAYMAN, JASON | G | 6-5 | 310 | 7/29/73 | 5 | TENNESSEE | SEVIERVILLE, TN |
| 46 | LEACH, MIKE | TE | 6-4 | 238 | 10/18/76 | R | WILLIAM & MARY | LAKE HOPATCONG, NJ |
| 60 | LONG, KEVIN | C | 6-5 | 295 | 5/2/75 | 3 | FLORIDA STATE | SUMMERVILLE, SC |

2000 TENNESSEE TITANS ALPHABETICAL ROSTER

| | | | | | | | | |
|----|--------------------|-------|------|-----|----------|----|-------------------|----------------------|
| 85 | MASON, DERRICK | WR | 5-10 | 188 | 1/17/74 | 4 | MICHIGAN STATE | DETROIT, MI |
| 76 | MATHEWS, JASON | T | 6-5 | 304 | 2/9/71 | 7 | TEXAS A&M | ORANGE, TX |
| 74 | MATTHEWS, BRUCE | G/C | 6-5 | 305 | 8/8/61 | 18 | USC | ARCADIA, CA |
| 38 | McCULLOUGH, GEORGE | CB | 5-10 | 187 | 2/18/75 | 3 | BAYLOR | GALVESTON, TX |
| 52 | McDONALD, JASON | G | 6-6 | 320 | 5/26/77 | R | ALABAMA | THEODORE, AL |
| 40 | McLEMORE, BRANDON | FS | 6-3 | 205 | 5/2/77 | R | OREGON | TORRANCE, CA |
| 9 | McNAIR, STEVE | QB | 6-2 | 225 | 2/14/73 | 6 | ALCORN STATE | MT. OLIVE, MS |
| 71 | MILLER, FRED | T | 6-7 | 315 | 2/6/73 | 5 | BAYLOR | HOUSTON, TX |
| 29 | MITCHELL, DONALD | CB | 5-9 | 185 | 12/14/76 | 2 | S. METHODIST | BEAUMONT, TX |
| 28 | MORRIS, ARIC | S | 5-10 | 208 | 7/22/77 | R | MICHIGAN STATE | OAK PARK, MI |
| 32 | MYERS, BOBBY | S | 6-1 | 189 | 11/10/76 | R | WISCONSIN | HAMDEN, CT |
| 41 | NEAL, LORENZO | FB | 5-11 | 240 | 12/27/70 | 8 | FRESNO STATE | FRESNO, CA |
| 14 | O'DONNELL, NEIL | QB | 6-3 | 228 | 7/3/66 | 11 | MARYLAND | MADISON, NJ |
| 75 | OLSON, BENJI | G | 6-3 | 315 | 6/5/75 | 3 | WASHINGTON | PORT ORCHARD, WA |
| 62 | PAGE, CRAIG | C | 6-3 | 303 | 1/17/76 | 1 | GEORGIA TECH | JUPITER, FL |
| 35 | PHENIX, PERRY | S | 5-11 | 210 | 11/14/74 | 3 | SO. MISSISSIPPI | DALLAS, TX |
| 69 | PILLER, ZACH | G | 6-5 | 330 | 5/2/76 | 2 | FLORIDA | TALLAHASSEE, FL |
| 80 | ROAN, MICHAEL | TE | 6-3 | 250 | 8/29/72 | 6 | WISCONSIN | IOWA CITY, IA |
| 31 | ROBERTSON, MARCUS | S | 5-11 | 205 | 10/2/69 | 10 | IOWA STATE | PASADENA, CA |
| 55 | ROBINSON, EDDIE | LB | 6-1 | 243 | 4/13/70 | 9 | ALABAMA STATE | NEW ORLEANS, LA |
| 21 | ROLLE, SAMARI | CB | 6-0 | 175 | 8/10/76 | 3 | FLORIDA STATE | MIAMI, FL |
| 95 | SALAVEIA, JOE | DT | 6-3 | 290 | 3/23/75 | 3 | ARIZONA | SAN DIEGO, CA |
| 81 | SANDERS, CHRIS | WR | 6-1 | 188 | 5/8/72 | 6 | OHIO STATE | DENVER, CO |
| 73 | SANDERSON, SCOTT | G/T | 6-6 | 295 | 7/25/74 | 4 | WASHINGTON ST. | CONCORD, CA |
| 16 | SCARBOROUGH, MIKE | WR | 6-1 | 198 | 6/2/76 | R | TEXAS CHRISTIAN | SUGAR LAND, TX |
| 68 | SHIVERS, WES | T | 6-5 | 318 | 3/8/77 | R | MISS. STATE | BENTON, MS |
| 37 | SIDNEY, DAINON | CB | 6-0 | 188 | 5/30/75 | 3 | ALABAMA-BIRM. | ATLANTA, GA |
| 59 | SIRMON, PETER | LB | 6-2 | 246 | 2/18/77 | R | OREGON | WALLA WALLA, WA |
| 98 | SMITH, ROBAIRE | DE/DT | 6-4 | 271 | 11/15/77 | R | MICHIGAN STATE | FLINT, MI |
| 82 | THIGPEN, YANCEY | WR | 6-1 | 203 | 8/15/69 | 9 | WINSTON-SALEM ST. | ROCKY MT., NC |
| 22 | THOMAS, RODNEY | RB | 5-10 | 210 | 3/30/73 | 6 | TEXAS A&M | GROVETON, TX |
| 78 | THORNTON, JOHN | DT | 6-2 | 295 | 10/2/76 | 2 | WEST VIRGINIA | PHILADELPHIA, |
| 2 | UMHOLTZ, TONY | P/K | 6-0 | 195 | 12/13/76 | R | SOUTH FLORIDA | LARGO, FL |
| 12 | VOLEK, BILLY | QB | 6-2 | 210 | 4/28/76 | R | FRESNO STATE | FRESNO, CA |
| 25 | WALKER, DENARD | CB | 6-1 | 190 | 8/9/73 | 4 | LSU | GARLAND, TX |
| 77 | WALKER, ROD | DT | 6-3 | 330 | 2/4/76 | 1 | TROY STATE | MILTON, FL |
| 36 | WARE, BRAD | S | 6-1 | 205 | 3/26/78 | 1 | AUBURN | POWDER SPRINGS, GA |
| 18 | WARE, LENNY | WR | 6-1 | 195 | 5/5/77 | R | UNLV | RANCHO CUCAMONGA, CA |
| 70 | WARREN, JESSE | DE | 6-4 | 275 | 3/31/78 | R | COLORADO | DALLAS, TX |
| 66 | WHITE, JASON | T | 6-5 | 327 | 4/2/75 | R | OREGON STATE | DISCOVERY BAY, CA |
| 42 | WHITE, JERARD | FS | 6-1 | 204 | 10/27/77 | R | MASSACHUSETTS | FT. WASHINGTON, MD |
| 89 | WYCHECK, FRANK | TE | 6-3 | 250 | 10/14/71 | 8 | MARYLAND | PHILADELPHIA, PA |

HOW THE TITANS WERE BUILT

| YEAR | DRAFTTEES (39) | FREE AGENTS (38) | TRADES/WAIVERS (2) |
|-------------|--|--|----------------------------|
| 2000 | LB Keith Bulluck (1) TE Erron Kinney (3a) DE Byron Frisch (3b) S Bobby Myers (4a) LB Peter Sirmon (4b) S Aric Morris (5a) LB Frank Chamberlin (5b) DE Robaire Smith (6) RB Mike Green (7a) T Wes Shivers (7b) | T Fred Miller (UFA-St.L.) LB Randall Godfrey (UFA-Dall) S Brad Ware (FA) C Craig Page (FA) DT Rod Walker (FA) RB DeMario Brown (FA) CB Kareem Clark (FA) WR Chris Coleman (FA) DB Wade Davis (FA) WR Gerald Harris (FA) LB Jamie Heiner (FA) LB Deon Hunt (FA) DT Torrie Griffin (FA) TE Mike Leach (FA) FB Garrett Gould (FA) G Aaron Koch (FA) G Jason McDonald (FA) S Brandon McLemore (FA) WR Mike Scarborough (FA) P Tony Umholtz (FA) QB Billy Volek (FA) WR Lenny Ware (FA) DE Jesse Warren (FA) T Jason White (FA) S Jerard White (FA) | |
| 1999 | DE Jevon Kearse (1) DT John Thornton (2) G Zach Piller (3) CB Donald Mitchell (4b) QB Kevin Daft (5) LB Phil Glover (7) | TE Larry Brown (FA) FB Lorenzo Neal (UFA-T.B.) DT Jason Fisk (UFA-Minn.) RB Spencer George (FA) QB Neil O'Donnell (UFA-Cin.) DT Mike Jones (UFA-St.L.) | LB Greg Favors (W-KC) |
| 1998 | WR Kevin Dyson (1) CB Samari Rolle (2) CB Dainon Sidney (3) DT Joe Salave'a (4) G Benji Olson (5) C Kevin Long (7b) | P Craig Hentrich (UFA-GB) T Jason Mathews (FA) S Perry Phenix (FA) LB Eddie Robinson (FA) WR Yancey Thigpen (UFA-Pitts.) | |
| 1997 | DE Kenny Holmes (1) WR Joey Kent (2) CB Denard Walker (3a) T Scott Sanderson (3b) WR Derrick Mason (4a) CB George McCullough (5) | WR Isaac Byrd (FA) | |
| 1996 | RB Eddie George (1) LB Terry Killens (3) | | |
| 1995 | QB Steve McNair (1) WR Chris Sanders (3a) RB Rodney Thomas (3b) TE Michael Roan (4) | | TE Frank Wycheck (W-Wash.) |
| 1994 | DT Henry Ford (1) | | |
| 1993 | T Brad Hopkins (1) S Blaine Bishop (8) | | |
| 1991 | S Marcus Robertson (4b) | K Al Del Greco (FA) | |
| 1983 | G Bruce Matthews (1) | | |

WHAT TO LOOK FOR IN 2000

The Titans establishing a new NFL record for wins to open a stadium with two wins at Adelphia Coliseum. Tennessee was 8-0 last season in the first-year stadium. Three teams have opened stadiums with nine consecutive wins: Dallas (Texas Stadium, 1971), Akron Indians (League Park, 1920), Buffalo Bisons (Canisius Field, 1920).

Al Del Greco extending his franchise record of 942 career points. His NFL career point total of 1,466 is 9th on the NFL's all-time scoring list entering 2000 and fourth among active kickers. Del Greco can surpass Pat Leahy (8th with 1,470) and Eddie Murray (7th with 1,562) this season.

Jeff Fisher becoming the winningest coach in franchise history with 12 win this season, surpassing O.A. "Bum" Phillips, who won 59 games from 1975-80.

Eddie George becoming the only player in franchise history to gain 1,000 yards in each of their first four NFL seasons. George also would become the fifth running back in NFL history to gain 1,000 yards in each of their first five NFL seasons, joining Eric Dickerson, Tony Dorsett, Curtis Martin, and Barry Sanders.

Eddie George would join Eric Dickerson as the only two running backs in NFL history to run for 1,200 yards in each of their first five NFL seasons.

Eddie George extending his streak of consecutive starts, which currently stands at 64.

Bruce Matthews extending his club record streak of consecutive games played (200) and consecutive starts (197). Both streaks are the longest active streaks in the NFL.

Bruce Matthews extending the club record for most seasons as an Oiler/Titan by playing in his 18th season with the franchise.

Bruce Matthews earning his 13th Pro Bowl invitation. Only Reggie White has earned as many selections.

Bruce Matthews ranks 7th on the NFL's career games played list with 264 and can move into third place among non-kickers this season, surpassing his older brother, Clay, who played in 278 career NFL games. He would trail only George Blanda (340) and Jim Marshall (282) among non-kickers.

Steve McNair joining Warren Moon and George Blanda as the only quarterbacks in franchise history to throw for 3,000 passing yards twice in their career with the Titans/Oilers.

Marcus Robertson moving up the franchise's all-time career interception list. He enters the season in 10th place with 22 picks and within reach are Zeke Moore (24) in ninth, Ken Houston (25) in eighth, and Mike Reinfeldt (26) in seventh.

Yancey Thigpen extending his streak of 32 consecutive games with at least one reception.

Frank Wycheck joining Ken Burrough (led team 1974-79) as the only players in franchise history to lead the club in receptions for five consecutive seasons.

Frank Wycheck moving up the franchise's all-time receptions list. He enters the season in 7th place with 295 receptions and can move past Curtis Duncan (322, 1987-93) for 6th place.

Frank Wycheck moving into 7th place on the franchise's all-time receiving yards list, passing fellow tight end Tim Smith (3,107, 1980-86). Wycheck enters the season in 8th place with 3,097 yards.

Frank Wycheck extending his streak of 55 consecutive games with at least one reception.

Frank Wycheck extending his streak of consecutive starts with 70.



1999 SEASON

Game #1 • Sept. 12, 1999 • Adelphia Coliseum

Tennessee 36, Cincinnati 35

Quarterback Steve McNair led a dramatic fourth-quarter comeback which Al Del Greco capped off with a 33-yard field goal with eight seconds left to give the Titans a 36-35 victory over the Bengals in the first-ever regular season game at Adelphia Coliseum. The crowd of 65,272 witnessed an impressive first-half performance by the home team, as the Titans built a 26-7 first-half lead featuring two touchdown receptions by Kevin Dyson, who finished the game with nine catches for 162 yards. The Bengals then scored 28 unanswered points, paced by the passing and running of quarterback Jeff Blake, whose 90 yards rushing ranked him second in the AFC for the week. McNair's heroics took over late in the game, completing a 17-yard touchdown strike to Eddie George and subsequently leading a seven-play drive with under two minutes remaining that culminated in the 13th game-winning field goal of Del Greco's career.

| | | | | | |
|--------------|-----------|-----------|----------|-----------|-----------|
| Cin. | 7 | 14 | 8 | 6 | 35 |
| Tenn. | 14 | 12 | 0 | 10 | 36 |

Scoring Summary

TEN-McNair 1-yard run (Del Greco kick) (4-70, 1:55)
 CIN-Dillon 1-yard run (Pelfrey kick) (14-71, 7:36)
 TEN-Dyson 13-yard pass from McNair (Del Greco kick) (3-24, 0:37)
 TEN-Safety, blocked punt out of end zone
 TEN-Del Greco 50-yard field goal (7-18, 4:05)
 TEN-Dyson 47-yard pass from McNair (Del Greco kick) (3-54, 1:31)
 CIN-Carter 2-yard run (Pelfrey kick) (8-77, 3:37)
 CIN-McGee 3-yard pass from Blake (run failed) (8-61, 1:06)
 CIN-Jackson 17-yard pass from Blake (Milne pass from Blake) (10-65, 4:23)
 CIN-Pelfrey 33-yard field goal (13-65, 5:43)

CIN-Pelfrey 38-yard field goal (4-6, 1:30)
 TEN-E.George 17-pass from McNair (Del Greco kick) (9-70, 3:26)
 TEN-Del Greco 33-yard field goal (7-34, 2:16)
 ATT-65,272
 Captains-McNair, Matthews, Bishop, Del Greco

| | <u>Bengals</u> | <u>Titans</u> |
|-------------------|----------------|---------------|
| First Downs | 28 | 22 |
| Total Yards | 398 | 403 |
| Rushing Yards | 201 | 69 |
| Passing Yards | 197 | 334 |
| Passes-Comp.-Int. | 34-20-2 | 32-21-1 |
| Sacked-Yards | 1-0 | 2-7 |
| Punts-Avg. | 4-47.3 | 2-46.5 |
| Fumbles-Lost | 2-0 | 4-3 |
| Penalties-Yards | 9-79 | 8-62 |

Rushing

Bengals – Blake 11-90, Dillon 21-66, Milne 3-30, Carter 6-15, Smith 1-0;
 Titans – E.George 12-42, McNair 6-27

Passing

Bengals – Blake 31-18-2, 182 yards, 22 LG, 2 TD, Smith 2-1-0, 11 yards, 11 LG, Covington 1-1-0, 4 yards, 4 LG
 Titans – McNair 32-21-1, 341 yards, 47 LG, 3 TD

Receiving

Bengals – Scott 7-80, Jackson 5-60, Pickens 3-21, McGee 2-14, Dillon 2-11, Carter 1-11; Titans – Dyson 9-162, Thigpen 4-74, Wycheck 3-51, E.George 3-37, Sanders 2-17

Sacks

Bengals – Simmons 1-1, Spikes 1-6;
 Titans- Wortham .5-0, Robertson .5-0



**Game #2 • Sept. 19, 1999 • Adelphia Coliseum
Tennessee 26, Cleveland 9**

Neil O'Donnell assumed the starting quarterback role in place of the injured Steve McNair and turned in a stellar performance, completing 31 of 40 passes for 310 yards and one touchdown in a 26-9 Titans win. O'Donnell connected with Yancey Thigpen for the 10th touchdown between the two in their careers, and Eddie George rushed for 97 yards and two touchdowns as the Titans racked up 412 yards of total offense in the renewal of the series between the historical AFC Central Division opponents. The Browns and their prized rookie starting quarterback, Tim Couch, were held to zero yards of total offense in the first quarter and 32 yards at halftime, although the Browns did score their first touchdown since re-entering the league on a 39-yard strike from Couch to Kevin Johnson. The Titans owned the lead and the ball for the majority of the game, never trailing the Browns and holding the ball for 41 minutes and 20 seconds of this contest. Rookie Jevon Kearse turned in a dominant performance as well, recording three sacks of Couch, the most by a Titan since another rookie, Kenny Holmes, accomplished the feat against Arizona in 1997.

| | | | | | |
|--------------|----------|-----------|----------|----------|-----------|
| Clev. | 0 | 3 | 6 | 0 | 9 |
| Tenn. | 2 | 14 | 3 | 7 | 26 |

Scoring Summary

TEN-Couch sacked by Robinson for a Safety (4:46)
 TEN-E.George 1-yard run (Del Greco kick) (12:59, 6:47)
 BROWNS-Dawson 41-yard field goal (5-10, 1:59)
 TEN-E.George 1-yard run (Del Greco kick) (9:66, 4:29)
 TEN-Del Greco 35-yard field goal (12-64, 6:19)
 BROWNS-Johnson 39-yard pass from Couch (pass failed) (7-78, 3:48)
 TEN-Thigpen 14-yard pass from

O'Donnell (Del Greco kick) (14-60, 7:59)
 ATT-65,904
 Captains-Matthews, Bishop, Del Greco, Wycheck

| | <u>Browns</u> | <u>Titans</u> |
|-------------------|---------------|---------------|
| First Downs | 12 | 24 |
| Total Yards | 173 | 412 |
| Rushing Yards | 83 | 102 |
| Passing Yards | 90 | 310 |
| Passes-Comp.-Int. | 24-12-0 | 40-31-0 |
| Sacked-Yards | 7-44 | 0-0 |
| Punts-Avg. | 5-47.8 | 4-39.8 |
| Fumbles-Lost | 2-1 | 1-0 |
| Penalties-Yards | 2-7 | 7-70 |

Rushing

Browns-Kirby 10-40, Couch 5-40, Shaw 1-3; Titans-E.George 31-97, Thomas 1-6, O'Donnell 2-(-1)

Passing

Browns-Couch 24-12-0, 134 yards, 39 LG, 1 TD; Titans-O'Donnell 40-31-0, 310 yards, 21 LG, 1 TD

Receiving

Browns-Johnson 4-62, Campbell 2-28, Kirby 2-27, Shaw 2-8, Shepherd 1-7, Smith 1-2; Titans-Wycheck 9-80, Thigpen 6-84, Dyson 5-52, E.George 4-27, Sanders 2-27, Harris 2-16, Thomas 2-15, Roan 1-9

Sacks

Browns-None; Titans-Kearse 3, Thornton 1.5, Bowden 1, Robinson 1, Frederick 0.5



**Game #3 • Sept. 26, 1999 • Alltel Stadium
Tennessee 20, Jacksonville 19**

Samari Rolle's end-zone interception of a Mark Brunell pass with less than a minute remaining allowed the visiting Titans to defeat Jacksonville, 20-19, for their ninth consecutive victory over an AFC Central Division opponent. A rain-soaked crowd of 61,502 witnessed an impressive ten-point, fourth-quarter comeback by the Titans, who took a 20-17 lead with 3:26 remaining on the first career touchdown catch by Michael Roan, a 12-yard reception from Neil O'Donnell. After trailing 3-0 at the half, the Titans took a third-quarter lead on a 12-yard touchdown reception by Eddie George. Jacksonville then scored 14 unanswered points, first on an 11-yard pass from Brunell to Jimmy Smith and then on an interception return by Aaron Beasley, who picked off an O'Donnell pass and ran 35 yards untouched into the end zone. Al Del Greco kicked two field goals for the Titans in the fourth quarter, and after Kenny Holmes picked off a Brunell pass, O'Donnell led the seven-play, 45-yard drive, that culminated in the Roan touchdown. The Jaguars mounted one last challenge, and driving to the Titan 3-yard line before Rolle's acrobatic interception allowed Tennessee to escape Jacksonville with its fourth victory in five attempts trips to the city.

| | | | | | |
|--------------|----------|----------|-----------|-----------|-----------|
| Tenn. | 0 | 0 | 7 | 13 | 20 |
| Jac. | 3 | 0 | 14 | 2 | 19 |

Scoring Summary

JAX-Hollis 42-yard field goal (8-65, 4:04)
 TEN-E.George 8-yard pass from O'Donnell (Del Greco kick) (3-9, 1:33)
 JAX-Smith 11-yard pass from Brunell (Hollis kick) (10-52, 5:31)
 JAX-Beasley 35-yard interception return (Hollis kick)
 TEN-Del Greco 44-yard field goal (8-29, 3:56)
 TEN-Del Greco 48-yard field goal (5-36,

1:13)
 TEN-Roan 12-yard pass from O'Donnell (Del Greco kick) (7-45, 1:41)
 JAX-Hentrich out of end zone, forced by TEAM for safety.
 ATT.-61,502
 Captains-Matthews, Bishop, Del Greco, E.George

| | <u>Titans</u> | <u>Jaguars</u> |
|-------------------|---------------|----------------|
| First Downs | 15 | 22 |
| Total Yards | 231 | 369 |
| Rushing Yards | 40 | 137 |
| Passing Yards | 191 | 232 |
| Passes-Comp.-Int. | 32-17-1 | 42-22-3 |
| Sacked-Yards | 2-13 | 0-0 |
| Punts-Avg. | 6-36.8 | 5-45.8 |
| Fumbles-Lost | 2-1 | 2-1 |
| Penalties-Yards | 10-74 | 9-79 |

Rushing

Titans-George 18-57, O'Donnell 6-1, Thomas 2-(-7), Hentrich 1-(-11)
 Jaguars-Stewart 25-98, Brunell 6-33, Barker 1-6, Banks 1-0

Passing

Titans-O'Donnell 32-17-1, 204 yards, 31 LG, 2 TD
 Jaguars-Brunell 42-22-3, 232 yards, 28 LG, 1 TD

Receiving

Titans-Dyson 6-79, George 4-36, Wycheck 3-34, Thigpen 2-42, Roan 1-12, Thomas 1-1; Jaguars-Smith 10-129, McCardell 4-55, Jones 2-15, Brady 2-12, Stewart 2-1, Shelton 1-13, Banks 1-7

Sacks

Titans-none, Jaguars-Smith 1, Payne 1



**Game #4 • Oct. 3, 1999 • 3Com Park
San Francisco 24, Tennessee 22**

San Francisco stopped a late comeback attempt by the Titans when Lee Woodall tackled Eddie George for a loss during a two-point conversion attempt, preserving a 24-22 49er victory for their 19th consecutive victory at home. Neil O'Donnell hit Yancey Thigpen for a 32-yard touchdown strike with 1:45 remaining to narrow the 49er lead to two, after the visitors had trailed by a 24-13 count with four minutes remaining in the fourth quarter. The Titans scored the first 10 points of the game, including a career-long, 54-yard touchdown reception by Eddie George, who finished with 81 yards receiving yet was held to 26 yards on 15 carries on the ground. San Francisco starter Jeff Garcia, filling in for the injured Steve Young, ran for one touchdown and threw for another to give the 49ers a 14-10 lead. After the teams swapped field goals, the 49ers pulled ahead by 11 on a Terrell Owens touchdown reception. Yet for the second week in a row, O'Donnell led two fourth-quarter scoring drives, putting Tennessee in a position to send the game into overtime. O'Donnell finished with 355 yards passing, while Thigpen caught six passes for 143 yards. The loss prevented the Titans from their first 4-0 start in franchise history.

| | | | | | |
|--------------|----------|-----------|----------|-----------|-----------|
| Tenn. | 3 | 7 | 3 | 9 | 22 |
| S.F. | 0 | 14 | 0 | 10 | 24 |

Scoring Summary

TEN-Del Greco 21-yard field goal (4-2, 0:59)
 TEN-E.George 54-yard pass from O'Donnell (Del Greco kick) (6-89, 2:56)
 SF-Garcia 1-yard run (Richey kick) (8-65, 5:28)
 SF-Garner 21-yard pass from Garcia (Richey kick) (2-28, 0:24)
 TEN-Del Greco 22-yard field goal (10-61, 4:53)
 SF-Richey 39-yard field goal (13-54,

6:53)
 SF-Owens 22-yard pass from Garcia (Richey kick) (4-89, 2:12)
 TEN-Del Greco 28-yard field goal (10-66, 3:17)
 TEN-Thigpen 32-yard pass from O'Donnell (run failed) (6-52, 0:37)
 ATT-67,447
 Captains-Matthews, Bishop, Del Greco, E.George

| | <u>Titans</u> | <u>49ers</u> |
|-------------------|---------------|--------------|
| First Downs | 17 | 17 |
| Total Yards | 392 | 329 |
| Rushing Yards | 55 | 86 |
| Passing Yards | 337 | 243 |
| Passes-Comp.-Int. | 40-20-1 | 33-21-0 |
| Sacked-Yards | 3-18 | 1-0 |
| Punts-Avg. | 5-40.6 | 6-32.5 |
| Fumbles-Lost | 0-0 | 0-0 |
| Penalties-Yards | 4-30 | 8-67 |

Rushing

Titans-Thomas 5-28, E.George 15-26, O'Donnell 1-1
 49ers-Garner 12-69, Garcia 8-8, Phillips 4-5, Beasley 2-4

Passing

Titans-O'Donnell 40-20-1, 355 yards, 54 LG, 2 TD
 Jaguars-Garcia 33-21-0, 243 yards, 30 LG, 2 TD

Receiving

Titans-Thigpen 6-143, Wycheck 5-50, Roan 3-46, George 3-81, Dyson 2-25, Sanders 1-32,
 Jaguars-Rice 6-56, Garner 4-47, Cline 2-39, Owens 3-33, Clark 3-29, Beasley 2-27, Stokes 1-12

Sacks

Titans-Ford 1, 49ers-Bryant 2, Woodall 1



Game #5 • Oct. 10, 1999 • Adelphia Coliseum
Tennessee 14, Baltimore 11

The Titans won their 10th consecutive game against an AFC Central opponent as the stingy Tennessee defense held the Baltimore Ravens to only three field goals in an 14-11 victory. The Ravens crossed the Titans' 20-yard line only once in the game, managing only 246 yards of total offense. Samari Rolle sacked Baltimore quarterback Stoney Case twice, and the Titans held Case to 15-of-37 passing and the AFC's leading rusher heading into the game, Errict Rhett, to 59 yards on the ground. The Tennessee offense was led by the Neil O'Donnell-to-Yancey Thigpen combination, as the two connected for a 28-yard touchdown play in the third quarter which put the Titans ahead for good. Thigpen finished with five receptions for 99 yards, and O'Donnell's 216 yards passing allowed him to pass the 20,000-yard milestone for his career. The win allowed the Titans to remain in first place, and Tennessee has now won three consecutive games against Baltimore.

| | | | | | |
|--------------|----------|----------|----------|----------|-----------|
| Balt. | 3 | 3 | 5 | 0 | 11 |
| Tenn. | 7 | 0 | 7 | 0 | 14 |

Scoring Summary

BAL-Stover 44-yard field goal (8-53, 3:21)

TEN-Neal 1-yard run (Del Greco kick) (10-61, 5:07)

BAL-Stover 46-yard field goal (16-63, 8:13)

BAL-Stover 50-yard field goal (6-47, 2:03)

TEN-Thigpen 27-yard pass from O'Donnell (Del Greco kick) (6-73, 3:19)

BAL-Thomas tackled by Lewis for a Safety.

ATT.-65,486

Captains-Matthews, Bishop, Del Greco, E.George

| | <u>Ravens</u> | <u>Titans</u> |
|-------------------|---------------|---------------|
| First Downs | 16 | 16 |
| Total Yards | 246 | 272 |
| Rushing Yards | 68 | 56 |
| Passing Yards | 178 | 216 |
| Passes-Comp.-Int. | 37-15-0 | 35-24-0 |
| Sacked-Yards | 3-29 | 0-0 |
| Punts-Avg. | 8-46.8 | 9-44.4 |
| Fumbles-Lost | 1-1 | 0-0 |
| Penalties-Yards | 9-81 | 15-212 |

Rushing

Ravens-Rhett 21-59, Evans 2-7, Case 3-2
 Titans-E.George 20-55, Thomas 2-1, Neal 1-1, O'Donnell 1- (-1)

Passing

Ravens-Case 37-15-0, 207 yards, 32 LG
 Titans-O'Donnell 35-24-0, 216 yards, 28 LG, 1 TD

Receiving

Ravens-Lewis 4-58, Johnson 4-57, Ismail 3-47, Armour 2-35, Evans 2-10; Titans-Thigpen 5-99, E.George 5-23, Dyson 4-34, Wycheck 4-19, Byrd 3-22, Neal 1-8, Roan 1-7, Mason 1-4

Sacks

Ravens-none, Titans-Rolle 2, Thornton 1



Game #6 • Oct. 17, 1999 • Louisiana Superdome
Tennessee 24, New Orleans 21

The Titans used 17 fourth-quarter points to complete a comeback win over the New Orleans Saints and improve their AFC-best record to 5-1. Neil O'Donnell threw two touchdown passes and Eddie George enjoyed the second-most prolific day of his career, rushing for 155 yards on 28 carries in the Tennessee victory. The Saints enjoyed a 10-0 half-time lead, but a Titan defensive stand as time ran out in the first half cost the home team an even greater advantage. New Orleans elected to try for the touchdown on a first and goal from the one with 12 seconds remaining in the second quarter, only to see the clock run out after Ricky Williams was stopped short of the end zone for no gain by Barron Wortham. New Orleans owned a 13-7 lead heading into the fourth quarter, but the Titans took the lead on a Kevin Dyson touchdown reception. Al Del Greco added the field goal, and Donald Mitchell's 42-yard interception return for a touchdown all but sealed the Tennessee victory, although the Saints managed a late touchdown. George clearly outdueled Williams in the matchup of former Heisman winners, out-gaining the New Orleans rookie, 155 yards to 35.

| | | | | | |
|--------------|----------|----------|----------|-----------|-----------|
| Tenn. | 0 | 0 | 7 | 17 | 24 |
| N.O. | 3 | 7 | 3 | 8 | 21 |

Game Summary

NO-Brien 24-yard field goal (10-88, 5:12)
 NO-Slutzker 10-yard pass from Tolliver (Brien kick) (5-19, 2:36)
 TEN-Neal 4-yard pass from O'Donnell (Del Greco kick) (11-74, 7:02)
 NO-Brien 42-yard field goal (4-4, 0:59)
 TEN-Dyson 11-yard pass from O'Donnell (Del Greco kick) (11-74, 6:48)
 TEN-Del Greco 19-yard field goal (4-4, 2:14)
 TEN-Mitchell 42-yard interception return (Del Greco kick)

NO-Smith 4-yard pass from Tolliver (Brien kick) (Bech pass from Tolliver) (11-85, 1:55)
 ATT.-51,875
 Captains-Matthews, Bishop, Del Greco, Robinson

| | <u>Titans</u> | <u>Saints</u> |
|-------------------|---------------|---------------|
| First Downs | 15 | 22 |
| Total Yards | 278 | 409 |
| Rushing Yards | 165 | 55 |
| Passing Yards | 113 | 354 |
| Passes-Comp.-Int. | 25-12-2 | 45-28-2 |
| Sacked-Yards | 1-11 | 0-0 |
| Punts-Avg. | 5-48.2 | 5-38.0 |
| Fumbles-Lost | 1-1 | 4-2 |
| Penalties-Yards | 8-75 | 13-103 |

Rushing

Titans-E.George 28-155, O'Donnell 5-4, Dyson 1-3, Thomas 1-3.
 Saints-Williams 17-35, Smith 2-16, Tolliver 2-4

Passing

Titans-O'Donnell 25-12-2, 124 yards, 31 LG, 2 TD
 Saints-Tolliver 45-28-2, 354 yards, 42 LG, 2 TD

Receiving

Titans-Dyson 3-41, Neal 3-15, Sanders 2-16, Mason 1-31, E.George 1-12, Wycheck 1-5, Byrd 1-4; Saints-Kennison 7-94, Cleland 7-84, Slutzker 4-63, Craver 4-22, Poole 2-25, Smith 2-9, Hastings 1-42, Bech 1-15

Sacks

Titans-None, Saints- Wilson 1.



Game #7 • Oct. 31, 1999 • Adelphia Coliseum
Tennessee 24, St. Louis 21

The Titans ended the Rams' quest for an undefeated season, using 21 first-quarter points to build a lead they would never relinquish in a 24-21 victory. Steve McNair returned to the lineup for the first time since the season-opener and threw for two touchdowns while running for another, completing 13 of 29 passes for 186 yards in the win. After Lorenzo Neal opened the scoring with a one-yard touchdown catch, Eddie George recorded his fourth touchdown reception of the season and McNair ran 10 yards for another score to give Tennessee a 21-0 lead late in the first quarter. The Rams charged back in the second half, scoring on their second play on a 57-yard touchdown reception by Marshall Faulk, who accounted for 184 yards of total offense on the afternoon. Kurt Warner threw for 328 yards and three touchdowns, but his two lost fumbles combined with 15 penalties to severely damage the Rams' chances. After Amp Lee caught a 15-yard touchdown pass from Warner and St. Louis recovered the ensuing onside kick, Warner drove the Rams down to the Tennessee 21-yard line with twelve seconds left. Jeff Wilkins subsequently missed the 38-yard field goal attempt, and the Titans ran out the clock for the victory. The Tennessee defense recorded six sacks in the ballgame, the most since a seven-sack effort in the win over Cleveland in Week 2.

| | | | | | |
|--------------|-----------|----------|-----------|----------|-----------|
| STL. | 0 | 0 | 14 | 7 | 21 |
| Tenn. | 21 | 0 | 3 | 0 | 24 |

Scoring Summary

TEN-Neal 1-yard pass from McNair (Del Greco kick) (11-80, 6:32)
 TEN-E.George 17-yard pass from McNair (Del Greco kick) (1-17, 0:08)
 TEN-McNair 10-yard run (Del Greco kick) (2-26, 0:24)
 STL-Faulk 57-yard pass from Warner (Wilkins kick) (2-57, 0:27)

STL-Bruce 3-yard pass from Warner (Wilkins kick) (6-59, 2:30)
 TEN-Del Greco 44-yard field goal (9-65, 3:37)
 STL-Lee 15-yard pass from Warner (Wilkins kick) (11-80, 5:01)
 ATT-66,415
 Captains-Matthews, Bishop, Del Greco

| | <u>Rams</u> | <u>Titans</u> |
|-------------------|-------------|---------------|
| First Downs | 23 | 17 |
| Total Yards | 415 | 281 |
| Rushing Yards | 128 | 103 |
| Passing Yards | 287 | 178 |
| Passes-Comp.-Int. | 46-29-0 | 29-13-0 |
| Sacked-Yards | 6-41 | 1-8 |
| Punts-Avg. | 7-47.1 | 9-45.6 |
| Fumbles-Lost | 5-3 | 1-0 |
| Penalties-Yards | 15-97 | 8-85 |

Rushing

Rams-Faulk 16-90, Warner 2-22, Hakim 1-16; Titans-E.George 17-68, McNair 12-36, Thomas 2-(-1)

Passing

Rams-Warner 46-29-0, 328 yards, 57 LG, 3 TD; Titans-McNair 29-13-0, 186 yards, 34 LG, 2 TD

Receiving

Rams-Faulk 6-94, Bruce 6-53, Hakim 5-62, Holt 5-55, Proehl 4-45, Lee 1-15, Williams 1-4, Hodgins 1-0; Titans-Harris 3-44, E.George 3-35, Thigpen 2-49, Wycheck 2-38, Dyson 2-19, Neal 1-1

Sacks

Rams-Carter 1; Titans-Evans 1.5, Kears 1, Bowden 1, Robinson 1, Ford 0.5



**Game #8 • Nov. 7, 1999 • Pro Player Stadium
Miami 17, Tennessee 0**

The Tennessee franchise was shut out for the first time since 1989, thanks to the efforts of a Miami defense led by cornerback Sam Madison, who picked off three Steve McNair passes in a 17-0 Dolphin victory. Quarterback Damon Huard remained undefeated while starting in place of the injured Dan Marino, throwing for 210 yards and two touchdowns, including a 43-yard scoring strike to Tony Martin. Miami began the scoring in the second quarter when Huard hit Stanley Pritchett for a six-yard touchdown, and the Martin score gave the Dolphins a 14-0 lead at halftime. The Tennessee offense failed to take advantage of any opportunities, and McNair's 205-yard passing day was overshadowed by the three Madison interceptions. The Titans outgained the Dolphins in total yards, 293 to 257, but the two-touchdown lead allowed Miami to revert to a primarily running-based attack in the second half. Tennessee's defense held Miami to season-low totals in both rushing yards and total yards, but the Dolphins' dominant defensive performance was the difference in the victory. The Dolphins improved their AFC-best record to 7-1 with the win, while the loss knocked the Titans out of first place and dropped their season mark to 6-2.

| | | | | | |
|--------------|----------|-----------|----------|----------|-----------|
| Tenn. | 0 | 0 | 0 | 0 | 0 |
| Miami | 0 | 14 | 0 | 3 | 17 |

Scoring Summary

MIA-Pritchett 6-yard pass from Huard (Mare kick) (12-77, 6:18)
 MIA-Martin 43-yard pass from Huard (Mare kick) (2-66, 0:37)
 MIA-Mare 46-yard field goal (4--5, 0:55)
 ATT.-74,109
 Captains-Matthews, Bishop, Del Greco, Jackson

| | <u>Titans</u> | <u>Dolphins</u> |
|-------------------|---------------|-----------------|
| First Downs | 14 | 14 |
| Total Yards | 293 | 237 |
| Rushing Yards | 103 | 52 |
| Passing Yards | 190 | 185 |
| Passes-Comp.-Int. | 42-22-3 | 25-15-0 |
| Sacked-Yards | 4-15 | 4-25 |
| Punts-Avg. | 6-38.5 | 7-44.4 |
| Fumbles-Lost | 0-0 | 3-1 |
| Penalties-Yards | 2-19 | 5-40 |

Rushing

Titans-E.George 14-65, McNair 7-33, Thomas 2-5; Dolphins-Collins 14-41, Johnson 11-9, Huard 2-2

Passing

Titans-McNair 42-22-3, 205 yards, 40 LG
 Dolphins-Huard 25-15-0, 210 yards, 43 LG, 2 TD

Receiving

Titans-Thigpen 5-60, Harris 5-32, Dyson 3-32, Wycheck 3-15, E. George 2-20, Thomas 2-4, Sanders 1-40, Neal 1-2
 Dolphins-Martin 5-95, McDuffie 4-41, Gadsden 2-47, Pritchett 2-15, Konrad 1-8, Johnson 1-4
 Sacks: Titans-Ford 2.5, Bowden 0.5, Kearse 0.5, Holmes 0.5; Dolphins-Armstrong 1, Owens 1, Wilson 1, Bowers 0.5, Gardener 0.5



**Game #9 • Nov. 14, 1999 • Cinergy Field
Tennessee 24, Cincinnati 14**

Eddie George ran for 123 yards and two touchdowns to lead the Titans to their 11th consecutive victory over an AFC Central opponent, a 24-14 win over the Bengals in Cincinnati. George scored from 23 and 12 yards out and carried a Tennessee offense that managed only 247 yards of total offense. The Titan defense shut down the Bengals for the majority of the game, holding standout running back Corey Dillon to 33 yards rushing on the afternoon. Cincinnati quarterback Jeff Blake was sacked seven times and the Bengals lost four fumbles in their fourth consecutive loss and fifth in six games against Tennessee. Jevon Kearse continued his dominant rookie season for the Titans, recording two sacks, five total tackles, two forced fumbles and two passes defended in the win. The victory improved the Titans to 7-2, the franchise's best start since 1991 and only the second time since 1975 the team has won as many as seven of its first nine games.

| | | | | | |
|--------------|-----------|----------|-----------|----------|-----------|
| Tenn. | 14 | 0 | 10 | 0 | 24 |
| Cin. | 0 | 0 | 7 | 7 | 14 |

Summary

TEN-E.George 23-yard run (Del Greco kick) (8-71, 4:36)
 TEN-McNair 1-yard run (Del Greco kick) (5-12, 2:35)
 CIN-Mack 99-yard kickoff return (Pelfrey kick)
 TEN-E. George 14-yard run (Del Greco kick) (2-30, 0:33)
 TEN-Del Greco 26-yard field goal (8-30, 4:27)
 CIN-Scott 24-yard pass from Blake (Pelfrey kick) (4-46, 1:24)
 ATT-46,017
 Captains-Matthews, Bishop, Del Greco

| | <u>Titans</u> | <u>Bengals</u> |
|-------------------|---------------|----------------|
| First Downs | 16 | 15 |
| Total Yards | 247 | 264 |
| Rushing Yards | 149 | 67 |
| Passing Yards | 98 | 197 |
| Passes-Comp.-Int. | 25-12-0 | 32-18-0 |
| Sacked-Yards | 1-5 | 7-39 |
| Punts-Avg. | 7-42.9 | 5-37.2 |
| Fumbles-Lost | 2-1 | 4-4 |
| Penalties-Yards | 9-62 | 8-66 |

Rushing

Titans-E.George 29-123, McNair 5-14, Thomas 2-12, Hentrich 1-0
 Bengals-Blake 5-34, Dillon 14-33

Passing

Titans-McNair 25-12-0, 103 yards, 20 LG, 0 TD
 Bengals-Blake 32-18-0, 236 yards, 35 LG, 0 TD

Receiving

Titans-Dyson 4-39, Harris 3-21, Thigpen 2-30, Wycheck 2-1, Byrd 1-12
 Bengals-Scott 5-85, Pickens 4-28, Dillon 3-37, McGee 2-49, Groce 2-20, Jackson 2-17

Sacks

Titans-Kearse 2, Robinson 1.5, Bishop 1, Fisk 1, Holmes 1, Ford 0.5; Bengals-Bankston 1



Game #10 • Nov. 21, 1999 • Adelphia Coliseum
Tennessee 16, Pittsburgh 10

Steve McNair ran for two touchdowns and the Tennessee defense limited Pittsburgh to only a field goal after the first quarter in a 16-10 victory by the Titans, the 12th consecutive win by Tennessee over an AFC Central opponent. McNair has now run for two touchdowns four times in his career, and his two-yard score in the first quarter opened the scoring. After a Troy Edwards touchdown reception tied the score, McNair's three-yard touchdown run at the end of the first quarter gave the Titans a lead they never relinquished. The Titans added a safety in the third quarter on an intentional grounding call against Pittsburgh quarterback Kordell Stewart, and a 24-yard Kris Brown field goal for the Steelers with 6:55 remaining in the game ended the scoring for the day. A late Pittsburgh drive was halted by Kenny Holmes' second interception of the season, and the third-year defensive end also posted one of the Titans' five sacks of Stewart. The win was the fourth consecutive for the Titans over the Steelers, marking the first time in the history of the rivalry that the Tennessee franchise accomplished that feat.

| | | | | | |
|--------------|-----------|----------|----------|----------|-----------|
| Pitt. | 7 | 0 | 0 | 3 | 10 |
| Tenn. | 14 | 0 | 2 | 0 | 16 |

Scoring Summary

TEN-McNair 2-yard run (Del Greco kick) (7-74, 5:32)
 PIT-Edwards 15-yard pass from Stewart (Brown kick) (8-75, 3:41)
 TEN-McNair 3-yard run (Del Greco kick) (10-82, 5:47)
 TEN-Stewart tackled by TEAM for a safety
 PIT-Brown 24-yard field goal (15-68, 7:06)
 ATT.-66,619
 Captains-Matthews, Bishop, Del Greco

| | Steelers | Titans |
|-------------------|-----------------|---------------|
| First Downs | 14 | 17 |
| Total Yards | 267 | 261 |
| Rushing Yards | 106 | 112 |
| Passing Yards | 161 | 149 |
| Passes-Comp.-Int. | 30-18-1 | 26-14-1 |
| Sacked-Yards | 5-16 | 0-0 |
| Punts-Avg. | 4-52.8 | 6-40.7 |
| Fumbles-Lost | 0-0 | 0-0 |
| Penalties-Yards | 11-73 | 4-30 |

Rushing

Titans-E.George 21-83, McNair 10-20, Thomas 1-9; Steelers-Bettis 14-88, Stewart 3-14, Huntley 3-4

Passing

Titans-McNair 26-14-1, 149 yards, 46 LG, 0 TD; Steelers -Stewart 30-18-1, 177 yards, 22 LG, 1 TD

Receiving

Titans-Wycheck 5-25, Harris 3-16, Dyson 2-27, Sanders 1-46, Kent 1-25, E. George 1-9, Neal 1-1; Steelers-Blackwell 4-41, Shaw 3-38, Ward 3-20, Huntley 2-28, Edwards 2-24, Hawkins 2-12, Lyons 1-7, Witman 1-7

Sacks

Titans-Robinson 1, Bowden 1, Jones 1, Kears 1, Holmes 1; Steelers-none.



**Game #11 • Nov. 28, 1999 • Cleveland Browns Stadium
Tennessee 33, Cleveland 21**

The Titans won their 13th consecutive game over an AFC Central opponent, overcoming a 14-13 halftime deficit to defeat the Browns, 33-21. Steve McNair's 1-yard touchdown run early in the third quarter gave the Titans a 20-14 lead, and Derrick Mason's 65-yard punt return for a touchdown put the game out of reach. Eddie George broke his career record for touchdowns in one season with two touchdowns runs, and the standout back rushed for 100 yards for the 21st time in his career, finishing with 113 yards rushing on 26 carries. Browns quarterback Tim Couch threw two touchdown passes, but the rookie was sacked by the dominant Tennessee pass rush seven times. The Titans held the Browns to 81 yards rushing, marking the sixth time this season the Titans have held their opponent under 100 yards on the ground in a game this season. Jevon Kearse's sack of Couch improved his total to 8.5 for the season, best among NFL rookies and ranking him tied for third in the AFC in that category. The Titans improved to 7-0 in the division and 9-2 overall, and are assured of their first winning season since 1993.

| | | | | | |
|--------------|----------|-----------|-----------|----------|-----------|
| Tenn. | 7 | 6 | 13 | 7 | 33 |
| Cle. | 0 | 14 | 0 | 7 | 21 |

Game Summary

TEN-E.George 14-yard run (Del Greco kick) (10-67, 4:42)
 CLE-Couch 4-yard run (Dawson kick) (15-86, 8:47)
 CLE-Kirby 78-yard pass from Couch (Dawson kick) (2-80, 0:47)
 TEN-Del Greco 27-yard field goal (11-60, 5:54)
 TEN-Del Greco 33-yard field goal (10-44, 1:41)
 TEN-McNair 1-yard run (Del Greco kick) (4-21, 1:56)
 TEN-Mason 65-yard punt return (two-pt. attempt failed)

TEN-E. George 5-yard run (Del Greco kick) (8-46, 4:10)
 CLE-Chiaverini 6-yard pass from Couch (Dawson kick) (14-65, 3:14)
 ATT.-72,008
 Captains-Matthews, Bishop, Del Greco

| | <u>Titans</u> | <u>Browns</u> |
|-------------------|---------------|---------------|
| First Downs | 22 | 18 |
| Total Yards | 337 | 308 |
| Rushing Yards | 158 | 81 |
| Passing Yards | 179 | 227 |
| Passes-Comp.-Int. | 36-18-0 | 35-19-0 |
| Sacked-Yards | 0-0 | 7-34 |
| Punts-Avg. | 4-47.8 | 6-38.7 |
| Fumbles-Lost | 1-1 | 5-2 |
| Penalties-Yards | 4-18 | 5-30 |

Rushing

Titans-E.George 26-113, McNair 7-45;
 Browns-Abdul-Jabbar 15-35, Couch 5-29, Kirby 4-17

Passing

Titans-McNair 36-18-0, 179 yards, 27 LG, 0 TD; Browns-Couch 35-19-0, 261 yards, 78 LG, 2 TD

Receiving

Titans-Dyson 4-42, Harris 3-44, Mason 3-28, Wycheck 3-27, E. George 3-21, Kent 2-17; Browns-Johnson 5-84, Chiaverini 5-57, Kirby 4-87, Campbell 2-25, Edwards 1-4, Smith 1-3, Abdul-Jabbar 1-1

Sacks

Titans- Fisk 2, Rolle 1, Bishop 1, Evans 1, Holmes 1, Kearse 1; Browns-none.



**Game #12 • Dec. 12, 1999 • PSINet Stadium
Baltimore 41, Tennessee 14**

Tennessee suffered its worst loss since 1997 as the Baltimore Ravens used 24 second-half points to defeat the visiting Titans, 41-14. Baltimore quarterback Tony Banks threw for a career-high four touchdowns and 332 yards, and the Ravens' defense held Tennessee scoreless in the second half allowing Baltimore to pull away in the fourth quarter. The Ravens took an early lead on a six-yard touchdown reception by Jermaine Lewis, and Baltimore extended their 14-11 half-time lead on a one-yard touchdown catch by Justin Armour. Lewis' second touchdown reception of the game and the season put the game out of reach with 6:02 remaining, and Rod Woodson's ninth interception return for a touchdown of his career ended the scoring with the Ravens owning a 41-14 lead. Steve McNair threw for 288 yards but was picked off twice by Baltimore, and Baltimore defensive end Michael McCrary recorded 3.5 of the Ravens' five sacks of Tennessee quarterbacks. The loss snapped the Titans' 13-game AFC Central winning streak, and dropped Tennessee to 9-3.

| | | | | | |
|--------------|----------|-----------|----------|-----------|-----------|
| Tenn. | 3 | 11 | 0 | 0 | 14 |
| Balt. | 7 | 10 | 7 | 17 | 41 |

Game Summary

TEN-Del Greco 39-yard field goal (12-66, 5:12)
 BAL-Johnson 76-yard pass from Banks (Stover kick) (1-76, 0:12)
 BAL-Lewis 6-yard pass from Banks (Stover kick) (9-61, 4:42)
 TEN-E.George 3-yard run (Harris pass from McNair) (9-76, 4:19)
 BAL-Stover 21-yard field goal (5-75, 3:01)
 TEN-Del Greco 33-yard field goal (13-55, 4:14)
 BAL-Armour 1-yard pass from Banks (Stover kick) (4-36, 1:50)
 BAL-Stover 27-yard field goal (9-67, 5:14)

BAL-Lewis 39-yard pass from Banks (Stover kick) (4-53, 1:02)
 BAL-Woodson 47-yard interception return (Stover kick) ATT.-67,854
 Captains-Matthews, Bishop, Del Greco

| | <u>Titans</u> | <u>Ravens</u> |
|-------------------|---------------|---------------|
| First Downs | 20 | 17 |
| Total Yards | 353 | 447 |
| Rushing Yards | 65 | 116 |
| Passing Yards | 288 | 331 |
| Passes-Comp.-Int. | 53-31-2 | 31-18-0 |
| Sacked-Yards | 5-27 | 1-1 |
| Punts-Avg. | 6-45.8 | 3-41.0 |
| Fumbles-Lost | 0-0 | 1-1 |
| Penalties-Yards | 6-91 | 9-68 |

Rushing

Titans-McNair 6-33, George 8-32
 Ravens-Holmes 9-100, Banks 1-8, Rhett 4-7, Evans 5-5, Case 3-(-4)

Passing

Titans-McNair 48-28-2, 288 yards, 32 LG, 2 INT; O'Donnell 5-3-0-0, 27 yards, 15LG; Ravens-Banks 31-18-0, 332 yards, 76 LG, 4 TD

Receiving

Titans-Wycheck 10-87, E. George 5-44, Harris 4-52, Sanders 4-50, Thomas 3-26, Byrd 2-32, Mason 2-18, Dyson 1-6; Ravens-Ismail 5-113, Lewis 5-72, Armour 3-28, Johnson 1-76, Evans 1-13, Holmes 1-13, Davis 1-9, Rhett 1-8

Sacks

Titans-Kearse 1; Ravens-McCrary 3.5, Lewis 0.5, Siragusa 0.5, Burnett 0.5.



**Game #13 • Dec. 9, 1999 • Adelphia Coliseum
Tennessee 21, Oakland 14**

Eddie George turned in one of the best performances of his career, rushing for 199 yards and two touchdowns as the Titans earned their 10th victory of the season with a 21-14 win over Oakland. George scored both of his touchdowns in the fourth quarter, scoring on consecutive drives from eight and 19 yards, with the latter coming on a third-and-18 play for the Titans. Steve McNair's touchdown run with 8:46 left in the third quarter broke a scoreless tie, but Oakland evened the score on their next possession on a 1-yard run by Zack Crockett. Oakland scored with four minutes remaining on a Rickey Dudley touchdown reception, and Oakland's defense held Tennessee on the ensuing possession. The Titans sealed the game, however, when Craig Hentrich's punt was fumbled by Darrien Gordon and recovered by Tennessee's Donald Mitchell, allowing the Titans to run out the clock and preserve their fifth consecutive home victory over the Raiders. George's 199-yard game was the 23rd 100-yard game of his career, and the standout running back also set a new career high for rushing touchdowns in a season with nine. The Titans improved to 10-3 and put themselves in prime position for a playoff berth with the victory.

| | | | | | |
|--------------|----------|----------|----------|-----------|-----------|
| Oak. | 0 | 0 | 7 | 7 | 14 |
| Tenn. | 0 | 0 | 7 | 14 | 21 |

Scoring Summary

TEN-McNair 1-yard run (Del Greco kick) (10-75, 6:14)
 OAK-Crockett 1-yard run (Husted kick) (10-90, 6:10)
 TEN-George 8-yard run (Del Greco kick) (8-71, 4:55)
 TEN-George 19-yard run (Del Greco kick) (6-44, 3:08)
 OAK-Dudley 2-yard pass from Gannon (Husted kick) (9-86, 4:02)
 ATT.-66,357
 Captains-Matthews, Bishop, Del Greco

| | <u>Raiders</u> | <u>Titans</u> |
|-------------------|----------------|---------------|
| First Downs | 21 | 17 |
| Total Yards | 364 | 307 |
| Rushing Yards | 111 | 204 |
| Passing Yards | 253 | 103 |
| Passes-Comp.-Int. | 28-20-1 | 20-12-1 |
| Sacked-Yards | 4-20 | 2-11 |
| Punts-Avg. | 2-38.0 | 4-30.5 |
| Fumbles-Lost | 2-2 | 0-0 |
| Penalties-Yards | 8-44 | 6-55 |

Rushing

Raiders-Kaufman 7-51, Wheatley 11-49, Crockett 3-8, Gannon 1-3; Titans-George 28-199, McNair 4-5, Neal 1-0

Passing

Raiders-Gannon 28-20-1, 273 yards, 50 LG, 1 TD; Titans-McNair 20-12-1, 114 yards, 23 LG, 0 TD

Receiving

Raiders-Dudley 4-44, Kaufman 3-62, Jett 3-44, Ritchie 3-42, Brown 3-30, Wheatley 2-26, Mickens 2-25
 Titans-E.George 6-50, Wycheck 3-36, Roan 1-13, Byrd 1-11, Dyson 1-4

Sacks

Raiders-Johnstone 1, Jackson 1; Titans-Kearse 2, Robinson 2



Game #14 • Dec. 19, 1999 • Adelphia Coliseum
Tennessee 30, Atlanta 17

The Tennessee franchise clinched its first playoff berth since 1993, thanks to a stifling defense that forced six turnovers in a 30-17 victory in front of 66,196 at Adelphia Coliseum, where the team is now 7-0. Jevon Kearse tied the NFL record for sacks by a rookie, while Dainon Sidney's two interceptions paced a dominating Titans defense which picked off Falcon quarterbacks three times and recovered three Atlanta fumbles. Steve McNair both ran and threw for a touchdown, completing 15 of 29 passes for 216 yards while leading the Titans with 76 yards rushing. Chris Sanders posted the eighth 100-yard receiving yard game of his career, and opened the scoring with a 48-yard touchdown catch in the first quarter. After the first of two Jammi German touchdown receptions allowed the Falcons to tie the score, tight end Frank Wycheck's first-ever NFL pass found a wide-open Isaac Byrd for a 61-yard score, giving the Titans a lead they never relinquished. Atlanta cut the lead to 20-17 on a Morten Andersen field goal late in the third quarter, but McNair's three-yard touchdown run headlined a 10-point fourth quarter which sealed Tennessee's 11th win of the season.

| | | | | | |
|--------------|-----------|----------|----------|-----------|-----------|
| Atl. | 7 | 7 | 3 | 0 | 17 |
| Tenn. | 14 | 6 | 0 | 10 | 30 |

Scoring Summary

TEN-Sanders 48-yard pass from McNair (Del Greco kick) (3-52, 1:32)
 ATL-German 16-yard pass from Kanell (Andersen kick) (11-78, 5:43)
 TEN-Byrd 61-yard pass from Wycheck (Del Greco kick) (2-62, 0:50)
 TEN-Del Greco 38-yard field goal (7-32, 3:58)
 ATL-German 6-yard pass from Kanell (Andersen kick) (4-56, 1:27)
 TEN-Del Greco 27-yard field goal (8-65, 1:15)
 ATL-Andersen 32-yard field goal (8-59,

3:58)
 TEN-McNair 3-yard run (Del Greco kick) (7-75, 3:24)
 TEN-Del Greco 43-yard field goal (4-7, 1:34)
 ATT.-66,196
 Captains-Matthews, Bishop, Del Greco

| | Falcons | Titans |
|-------------------|----------------|---------------|
| First Downs | 23 | 14 |
| Total Yards | 347 | 399 |
| Rushing Yards | 65 | 131 |
| Passing Yards | 282 | 268 |
| Passes-Comp.-Int. | 43-24-3 | 30-16-0 |
| Sacked-Yards | 3-28 | 2-9 |
| Punts-Avg. | 4-42.3 | 7-44.4 |
| Fumbles-Lost | 3-3 | 2-0 |
| Penalties-Yards | 5-46 | 14-90 |

Rushing

Falcons-Oxendine 12-41, Christian 3-20, Oliver 3-4; Titans-McNair 9-76, George 19-55

Passing

Falcons-Kanell 29-18-2, 237 yards, 26 LG, 2 TD, 2 INT; Graziani 14-6-1, 73 yards, 0 TD; Titans-McNair 29-15-0, 216 yards, 48 LG, 1 TD

Receiving

Falcons-Christian 6-55, Mathis 5-79, Baker 5-66, Harris 3-45, German 3-35, Santiago 1-20, Oxendine 1-10; Titans-Sanders 5-100, E.George 4-26, Byrd 2-84, Wycheck 2-29, Thomas 1-26, Mason 1-8, Dyson 1-4

Sacks

Falcons-Dronett 1, Hall 1, Titans-Kearse 2, Thornton 1



**Game #15 • Dec. 26, 1999 • Adelphia Coliseum
Tennessee 41, Jacksonville 14**

The Tennessee franchise completed the first 8-0 home season in franchise history by defeating the visiting 13-1 Jacksonville Jaguars, 41-14, in front of 66,641 fans at Adelphia Coliseum. Steve McNair threw a career-high of five touchdown passes and finished 23-of-33 passing for 291 yards, opening the scoring with a 4-yard pass to Michael Roan in the first quarter. McNair then found Jackie Harris for a 62-yard touchdown strike, and after an Al Del Greco field goal, Jacksonville scored on a 1-yard run by Fred Taylor. The Titans owned a 24-7 lead, thanks to a 2-yard touchdown reception by Yancey Thigpen. Kearsse broke the NFL's single-season record for sacks by a rookie. McNair threw touchdown passes to Isaac Byrd and Kevin Dyson in the third quarter, and the Tennessee defense shut down the Jacksonville offense, holding Jaguar quarterbacks Mark Brunell and Jay Fiedler to only 12 completions on 33 passing attempts, and running back Taylor to 44 yards rushing. Samari Rolle recorded three interceptions for the Titans, while Eddie George posted his fifth 100-yard game of the season. The win clinched a home playoff game for the Titans for the first time since 1993, and kept the Titans alive in the race for the AFC Central Division crown.

| | | | | | |
|--------------|----------|-----------|-----------|----------|-----------|
| Jax. | 0 | 7 | 7 | 0 | 14 |
| Tenn. | 7 | 17 | 17 | 3 | 41 |

Scoring Summary

TEN-Roan 4-yard pass from McNair (Del Greco kick) (13-78, 7:36)
 TEN-Harris 62-yard pass from McNair (Del Greco kick) (7-95, 3:33)
 TEN-Del Greco 30-yard field goal (9-31, 4:50)
 JAC-Taylor 1-yard run (Hollis kick) (6-90, 2:40)
 TEN-Thigpen 2-yard pass from McNair (Del Greco kick) (9-71, 2:29)
 TEN-Byrd 65-yard pass from McNair

(Del Greco kick) (1-69, 0:11)
 TEN-Dyson 13-yard pass from McNair (Del Greco kick) (7-36, 3:21)
 JAC-Whitted 98-yard kickoff return (Hollis kick)
 TEN-Del Greco 20-yard field goal (12-62, 6:46)
 ATT: 66,641
 Captains-Matthews, Bishop, Del Greco

| | <u>Jaguars</u> | <u>Titans</u> |
|-------------------|----------------|---------------|
| First Downs | 16 | 26 |
| Total Yards | 237 | 476 |
| Rushing Yards | 65 | 148 |
| Passing Yards | 172 | 328 |
| Passes-Comp.-Int. | 33-12-3 | 39-26-0 |
| Sacked-Yards | 4-24 | 0-0 |
| Punts-Avg. | 6-38.5 | 4-40.0 |
| Fumbles-Lost | 1-0 | 0-0 |
| Penalties-Yards | 4-29 | 4-33 |

Rushing

Jaguars-Taylor 16-44, Brunell 1-14, Fiedler 1-7; Titans-George 26-102, McNair 4-34, Thomas 4-13, Hentrich 1-1, O'Donnell 2-(-2)

Passing

Jaguars-Fiedler 22-8-2, 101 yards, 22 LG, 2 TD; Brunell 11-4-1, 95 yards, LG 62; Titans-McNair 33-23-0, 291 yards, 5 TD; O'Donnell 6-3-0, 37 yards, LG 25

Receiving

Jaguars-Smith 4-104, Brady 3-32, McCardell 2-22, Jones 2-20, Taylor 1-18; Titans-Wycheck 9-64, Dyson 5-58, Harris 3-72, George 3-37, Byrd 2-71, Thigpen 2-17, Sanders 1-5, Roan 1-4

Sacks

Jaguars-None; Titans-Fisk 1, Holmes 1, Kearsse 1, Evans 1.



**Game #16 • Jan. 2, 2000 • Three Rivers Stadium
Tennessee 47, Pittsburgh 36**

In the highest-scoring game of the season in the NFL, the Tennessee Titans won their franchise-record 13th game of the season with a 47-36 win at Pittsburgh. Steve McNair completed nine of 11 passes for 107 yards in limited action and opened the scoring with a nine-yard touchdown strike to Frank Wycheck. Neil O'Donnell played the majority of the game at quarterback and tossed two touchdown passes, and the Titans scored two defensive touchdowns on fumble recoveries, the first by Jevon Kearse and a fourth-quarter, game-clinching 83-yard return for a score by Denard Walker. Pittsburgh stormed back to within striking distance after being down 40-15, and a goal-line stand by the Titans to open the fourth quarter prevented the Steelers from cutting the lead even closer. The win gave Tennessee a sweep over the Steelers in consecutive years for the first time, and the Titans' 47 points are the most the franchise has scored against Pittsburgh in the rivalry's storied history.

| | | | | | |
|--------------|----------|-----------|-----------|----------|-----------|
| Tenn. | 7 | 24 | 9 | 7 | 47 |
| Pitt. | 7 | 0 | 22 | 7 | 36 |

Scoring Summary

TEN-Wycheck 9-yard pass from McNair (Del Greco kick) (6-85, 3:40)
 PIT-Huntley 8-yard run (Brown kick) (6-66, 2:30)
 TEN-Thomas 11-yard run (Del Greco kick) (6-65, 4:00)
 TEN-Wycheck 26-yard pass from O'Donnell (Del Greco kick) (3-47, 0:37)
 TEN-Kearse 14-yard fumble return (Del Greco kick)
 TEN-Del Greco 42-yard field goal (5-3, 0:52)
 PIT-Ward 15-yard pass from Tomczak (Ward pass from Tomczak) (7-61, 3:54)
 TEN-Tomczak sacked by Thornton for a Safety
 TEN-Roan 24-yard pass from O'Donnell (Del Greco kick) (7-69, 4:28)

PIT-Bettis 1-yard run (Brown kick) (3-63, 1:17)
 PIT-Porter 46-yard fumble return (Brown kick)
 TEN-Walker 83-yard fumble return (Del Greco kick)
 PIT-Shaw 35-yard pass from Tomczak (Brown kick) (9-71, 2:17)
 ATT: 48,025
 Captains-Matthews, Bishop, Del Greco

| | <u>Titans</u> | <u>Steelers</u> |
|-------------------|---------------|-----------------|
| First Downs | 21 | 22 |
| Total Yards | 337 | 433 |
| Rushing Yards | 140 | 138 |
| Passing Yards | 197 | 195 |
| Passes-Comp.-Int. | 23-15-1 | 39-21-1 |
| Sacked-Yards | 3-19 | 2-14 |
| Punts-Avg. | 6-44.2 | 3-50.0 |
| Fumbles-Lost | 3-2 | 4-3 |
| Penalties-Yards | 6-56 | 8-88 |

Rushing

Titans-Thomas 21-95, George 8-32, McNair 2-14, O'Donnell 1-(-1); Steelers-Huntley 11-78, Bettis 15-61, Tomczak 2-(-1), Miller 1-0

Passing

Titans-O'Donnell 12-6-1, 109 yards, 2 TD; McNair 11-9-0, 107 yards, 1 TD; Steelers-Tomczak 39-21-1, 309 yards, 2 TD

Receiving

Titans-Wycheck 5-80, Thigpen 4-50, Dyson 2-34, Byrd 2-25, Roan 1-24, Sanders 1-3; Steelers-Shaw 7-131, Ward 6-68, Edwards 3-27, Cushing 2-29, Witman 1-38, Huntley 1-11, Johnson 1-5

Sacks

Titans-Kearse 1, Thornton 1; Steelers-Flowers 1, Porter 1, Roye 1.





AFC Wild Card Playoff Game
Jan. 8, 2000 • Adelphia Coliseum
Tennessee 22, Buffalo 16



One of the most memorable finishes in NFL playoff history gave the Tennessee Titans the franchise's first playoff win since 1991, a 22-16 stunner over the visiting Buffalo Bills. After Steve Christie kicked a 41-yard field goal to give Buffalo a 16-15 lead with 16 seconds remaining, the Titans' Kevin Dyson returned a Frank Wycheck lateral on the ensuing kickoff 75 yards for a touchdown, scoring with three seconds left in the game. The play, termed by many as the "Music City Miracle," gave Tennessee a 22-16 lead that turned into a victory after Buffalo's last-ditch hopes for a matching return touchdown were thwarted. The Titans took a 12-0 lead into intermission, but the Bills stormed back with a five-play drive capped off by the first of two Antowain Smith touchdown runs. Smith's second score gave the Bills a 13-12 lead with 11:08 remaining, a one-point advantage that stood until late in the game. Tennessee quarterback Steve McNair led a 10-play drive which culminated with an Al Del Greco field goal with 1:48 remaining, a 36-yard boot that gave the Titans a short-lived 15-13 advantage, taken away shortly thereafter by Christie's field goal. The Titans managed only 76 yards passing, but running back Eddie George paced the offense with a 29-carry, 106-yard performance. The victory, in front of a franchise-record crowd at Adelphia Coliseum, allowed the Tennessee franchise to advance to the AFC Divisional Playoffs for the first time since 1993.

| | | | | | |
|--------------|----------|-----------|----------|-----------|-----------|
| Buff. | 0 | 0 | 7 | 9 | 16 |
| Tenn. | 0 | 12 | 0 | 10 | 22 |

Scoring Summary

TEN-R.Johnson sacked in end zone by Kearse for a SAFETY.
 TEN-McNair 1-yard run (5-28, 3:24)
 TEN-Del Greco 40-yard field goal (11-56, 1:46)
 BUF-A.Smith 4-yard run (Christie kick)

(5-62, 2:32)
 BUF-A.Smith 1-yard run (two-point attempt failed) (9-65, 4:33)
 TEN-Del Greco 36-yard field goal (10-27, 4:27)
 BUF-Christie 41-yard field goal (6-38, 1:32)
 TEN-Dyson 75-yard kickoff return (Del Greco kick)
 ATT: 66,782
 Captains-Matthews, Bishop, Del Greco

| | Bills | Titans |
|-------------------|--------------|---------------|
| First Downs | 13 | 16 |
| Total Yards | 219 | 194 |
| Rushing Yards | 123 | 139 |
| Passing Yards | 96 | 55 |
| Passes-Comp.-Int. | 22-10-0 | 24-13-1 |
| Sacked-Yards | 6-35 | 3-21 |
| Punts-Avg. | 8-38.5 | 7-41.0 |
| Fumbles-Lost | 2-2 | 2-1 |
| Penalties-Yards | 10-59 | 2-12 |

Rushing

Bills-A.Smith 14-79, Linton 5-25, Thomas 5-10, R.Johnson 3-9; Titans-E.George 29-106, McNair 6-19, Thomas 4-14

Passing

Bills-R.Johnson 22-10-0, 131 yards, 37 LG; Titans-McNair 24-13-1, 76 yards, 14 LG

Receiving

Bills-Price 5-62, Moulds 3-62, Gash 1-6, Collins 1-1; Titans-Wycheck 4-29, Harris 4-20, E.George 2-4, Sanders 1-11, Thigpen 1-8, Dyson 1-4

Sacks

Bills-B.Smith 2.5, Hansen 0.5, Titans-Kearse 2, Fisk 1, Rolle 1, Evans 1, Holmes 1.





AFC Divisional Playoff Game
Jan. 16, 2000 • RCA Dome
Tennessee 19, Indianapolis 16



The Tennessee Titans advanced to their first AFC Championship Game since 1979 with a 19-16 victory at the RCA Dome over the Indianapolis Colts. Eddie George shattered the franchise record for rushing yards in a playoff game, gaining 162 yards and one touchdown on 26 carries. George's 68-yard touchdown run on the first drive of the third quarter gave the Titans the lead for good, and the Tennessee defense held rookie standout Edgerrin James to only 56 yards rushing on 20 carries. Al Del Greco set franchise postseason records for field goals in a game and a career, kicking two of his four field goals in each half and giving him 11 for his career. The Colts held a 9-6 advantage at halftime thanks to three Mike Vanderjagt field goals, but the Tennessee offense scored 13 unanswered points to give the Titans a 10-point lead late in the game. The Colts scored with 1:51 remaining on a 15-yard touchdown run by quarterback Peyton Manning, but Tennessee's Yancey Thigpen sealed the Titan victory by recovering Danny Knight's ensuing onside kick. Indiana native Blaine Bishop led the inspired Tennessee defense with 11 tackles and two passes defensed, and the defensive unit as a whole held Manning in check, with the second-year signal-caller completing only 19 of 43 passes for 227 yards in the loss. Including the final four games of the regular season, the Titans are riding a six-game winning streak into the AFC Championship Game at Jacksonville.

| | | | | | |
|--------------|----------|----------|----------|----------|-----------|
| Tenn. | 0 | 6 | 7 | 6 | 19 |
| Ind. | 3 | 6 | 0 | 7 | 16 |

Scoring Summary

IND-Vanderjagt 40-yard field goal (9-42, 4:15)
 TEN-Del Greco 49-yard field goal (7-46, 3:06)
 IND-Vanderjagt 40-yard field goal (7-62, 4:37)
 TEN-Del Greco 37-yard field goal (7-34,

2:23)
 IND-Vanderjagt 34-yard field goal (12-66, 3:14)
 TEN-George 68-yard run (Del Greco kick) (3-80, 1:41)
 TEN-Del Greco 25-yard field goal (13-73, 6:21)
 TEN-Del Greco 43-yard field goal (7-17, 3:36)
 IND-Manning 15-yard run (Vanderjagt kick) (9-61, 1:20)
 ATT: 57,097
 Captains-Matthews, Bishop, Del Greco

| | Titans | Colts |
|-------------------|---------------|--------------|
| First Downs | 13 | 19 |
| Total Yards | 309 | 305 |
| Rushing Yards | 197 | 78 |
| Passing Yards | 112 | 227 |
| Passes-Comp.-Int. | 24-13-0 | 43-19-0 |
| Sacked-Yards | 0-0 | 0-0 |
| Punts-Avg. | 5-52.0 | 7-48.6 |
| Fumbles-Lost | 1-1 | 1-0 |
| Penalties-Yards | 9-78 | 7-60 |

Rushing

Titans-E.George 26-162, McNair 7-35;
 Colts-James 20-56, Manning 2-22

Passing

Titans-McNair 24-13-0, 112 yards, 26 LG
 Colts-Manning 43-19-0, 227 yards, 33 LG

Receiving

Titans-Thigpen 3-19, Wycheck 3-16,
 E.George 3-14, Sanders 2-38, Dyson 2-25;
 Colts-Harrison 5-65, Pathon 5-44,
 Wilkins 4-55, Dilger 2-12, Green 1-33,
 Pollard 1-10, James 1-8

Sacks

Titans-none, Colts-none.





AFC Championship Game

Jan. 23, 2000 • Alltel Stadium
Tennessee 33, Jacksonville 14



The Tennessee Titans advanced to the Super Bowl for the first time in franchise history by defeating the Jacksonville Jaguars for the third time this season, 33-14 at Jacksonville's Alltel Stadium. Quarterback Steve McNair ran for 91 yards and two second-half touchdowns, combining with Eddie George for 177 yards rushing on the afternoon. The Titans' defense turned in a dominant performance, forcing six Jacksonville turnovers, including two fumbles and two interceptions from quarterback Mark Brunell. The Jaguars opened the scoring with a seven-yard touchdown reception by Kyle Brady, but Tennessee answered on the next drive, scoring on a nine-yard scoring catch by playoff veteran Yancey Thigpen. Jacksonville took the lead on what would their final score of the day, a 33-yard touchdown run by James Stewart. The Titans then scored 26 unanswered points, including an Al Del Greco 34-yard field goal that cut the Jaguar lead to 14-10 at halftime. McNair scored on a 1-yard run with 9:24 remaining in the third quarter, and after Mark Brunell was dropped for a safety, Derrick Mason ran the ensuing free kick 80 yards for a touchdown. Mason's score gave Tennessee a 12-point lead that the Jaguars never seriously threatened, and McNair scored his second touchdown of the game with seven minutes remaining, ending the scoring with the Titans holding a 33-14 advantage. The win gave Tennessee its first AFC Championship since the AFL-NFL merger, and sent the Titans up against the St. Louis Rams in Super Bowl XXXIV.

| | | | | | |
|-------|---|---|----|---|----|
| Tenn. | 7 | 3 | 16 | 7 | 33 |
| Jac. | 7 | 7 | 0 | 0 | 14 |

Scoring Summary

JAC-Brady 7-yard pass from Brunell (Hollis kick) (5-62, 1:59)
TEN-Thigpen 9-yard pass from McNair (Del Greco kick) (9-51, 5:50)
JAC-Stewart 33-yard run (Hollis kick) (4-

65, 1:58)
TEN-Del Greco 34-yard field goal (4-3, 1:14)
TEN-McNair 1-yard run (6-76, 3:09)
TEN-Brunell sacked by Evans and Fisk for a SAFETY
TEN-Mason 80-yard kickoff return (Del Greco kick)
TEN-McNair 1-yard run (Del Greco kick) (4-61, 2:13)
ATT: 75,206
Captains-Matthews, Bishop, Del Greco

| | Titans | Jaguars |
|-------------------|---------|---------|
| First Downs | 17 | 19 |
| Total Yards | 289 | 360 |
| Rushing Yards | 177 | 144 |
| Passing Yards | 112 | 216 |
| Passes-Comp.-Int. | 23-14-1 | 38-19-2 |
| Sacked-Yards | 1-0 | 3-10 |
| Punts-Avg. | 5-39.8 | 3-45.3 |
| Fumbles-Lost | 5-3 | 5-4 |
| Penalties-Yards | 5-39 | 9-100 |

Rushing

Titans-McNair 9-91, E.George 25-86; Jaguars-Taylor 19-110, Stewart 3-35, Brunell 1-(-1)

Passing

Titans-McNair 23-14-1, 112 yards, 1 TD, LG 15; Jaguars-Brunell 38-19-2, 226 yards, 1 TD, LG 37

Receiving

Titans-Harris 3-33, E.George 3-19, Byrd 2-19, Thigpen 2-16, Wycheck 2-16, Dyson 1-12, Neal 1-1; Jaguars-McCardell 6-67, Smith 5-92, Brady 5-44, Taylor 2-16, Jones 1-7

Sacks

Titans-Holmes 1, Bishop 1, Fisk 0.5, Evans 0.5, Jaguars-Brackens 1.





Super Bowl XXXIV

Jan. 30, 2000 • Georgia Dome
St. Louis 23, Tennessee 16



The Titans' magical season ended at the Georgia Dome, with receiver Kevin Dyson stopped just short of the goal line on the game's last play by St. Louis linebacker Mike Jones in a 23-16 Rams victory. The play ended an inspired two-minute drive led by quarterback Steve McNair, who broke Super Bowl records for rushing yards by a quarterback in both one game and one play for the Titans. The Rams held a 9-0 lead at half-time, extending the lead to 16-0 on a nine-yard touchdown reception by Torry Holt with 7:20 left in the third quarter. The Titans charged back on two touchdown runs by Eddie George, and tied the score at 16 on a 43-yard Al Del Greco field goal with 2:12 remaining. On the first play of the ensuing drive, Isaac Bruce broke free and scored on a 73-yard touchdown pass from Kurt Warner, giving the Rams the seven-point advantage they never relinquished. McNair then led a 12-play, 87-yard drive that culminated in the completion to Dyson. McNair's prolific day included 64 yards rushing on eight carries, while St. Louis quarterback Kurt Warner set a new Super Bowl record with 414 yards passing. George became the Titans' career postseason rushing leader following a 95-yard rushing day, while tight end Jackie Harris led Tennessee with seven catches for 64 yards.

| | | | | | |
|---------------|----------|----------|----------|-----------|-----------|
| St. L. | 3 | 6 | 7 | 7 | 23 |
| Tenn. | 0 | 0 | 6 | 10 | 16 |

Game Summary

STL-Wilkins 27-yard field goal (6-54, 2:48)

STL-Wilkins 29-yard field goal (11-73, 5:13)

STL-Wilkins 28-yard field goal (13-67, 3:23)

STL-Holt 9-yard pass from Warner (Wilkins kick) (8-68, 3:59)

TEN-E.George 1-yard run (attempt

failed) (12-66, 7:06)

TEN-E.George 2-yard run (Del Greco kick) (13-79, 7:15)

TEN-Del Greco 43-yard field goal (8-28, 4:05)

STL-Bruce 73-yard pass from Warner (1-73, 0:18)

ATT: 72,625

Captains-Matthews, Bishop, Del Greco

| | Rams | Titans |
|-------------------|-------------|---------------|
| First Downs | 23 | 27 |
| Total Yards | 436 | 367 |
| Rushing Yards | 29 | 159 |
| Passing Yards | 407 | 208 |
| Passes-Comp.-Int. | 45-24-0 | 36-22-0 |
| Sacked-Yards | 1-7 | 1-6 |
| Punts-Avg. | 2-38.5 | 3-43.0 |
| Fumbles-Lost | 2-0 | 1-0 |
| Penalties-Yards | 8-60 | 7-45 |

Rushing

Rams-Faulk 10-17, Holcombe 1-11, Warner 1-1, Horan 1-0; Titans-E.George 28-95, McNair 8-64

Passing

Rams-Warner 45-24-0, 414 yards, 2 TD; Titans-McNair 36-22-0, 214 yards, 0 TD

Receiving

Rams-Holt 7-109, Bruce 6-162, Faulk 5-90, Hakim 1-17, Conwell 1-16, Proehl 1-11, Williams 1-9, Holcombe 1-1, Miller 1(-1); Titans-Harris 7-64, Wycheck 5-35, Dyson 4-41, E.George 2-35, Byrd 2-21, Mason 2-18

Sacks

Rams-Carter 1, Titans-Fisk 1.



1999 REGULAR SEASON STATISTICS

WON 13, LOST 3

| | | | | |
|-------|---|-------|----------------|--------|
| 9/12 | W | 36-35 | CINCINNATI | 65,272 |
| 9/19 | W | 26-9 | CLEVELAND | 65,904 |
| 9/26 | W | 20-19 | @Jacksonville | 61,502 |
| 10/3 | L | 22-24 | @San Francisco | 67,447 |
| 10/10 | W | 14-11 | BALTIMORE | 65,486 |
| 10/17 | W | 24-21 | @New Orleans | 51,875 |
| 10/31 | W | 24-21 | ST. LOUIS | 66,415 |
| 11/7 | L | 0-17 | @Miami | 74,109 |
| 11/14 | W | 24-14 | @Cincinnati | 46,017 |
| 11/21 | W | 16-10 | PITTSBURGH | 66,619 |
| 11/28 | W | 33-21 | @Cleveland | 72,008 |
| 12/5 | L | 14-41 | @Baltimore | 67,854 |
| 12/9 | W | 21-14 | OAKLAND | 66,357 |
| 12/19 | W | 30-17 | ATLANTA | 66,196 |
| 12/26 | W | 41-14 | JACKSONVILLE | 66,641 |
| 1/2 | W | 47-36 | @Pittsburgh | 48,025 |

2-Pt. Conversions: Harris
TEAM 1-3, OPPONENTS 4-6

SACKS: Kearsse 14.5, Robinson 6.0, Ford 5.5, Thornton 4.5, Fisk 4.0, Holmes 4.0, Bowden 3.5, Evans 3.5, Rolle 3.0, Bishop 2.5, Jones 1.0, Frederick 0.5, Jackson 0.5, Robertson 0.5, Wortham 0.5
TEAM 54.0, OPPONENTS 25.0

| | | <u>Titans</u> | <u>Opp</u> |
|--------------------------|--|---------------|------------|
| TOTAL FIRST DOWNS | | 294 | 300 |
| Rushing | | 109 | 81 |
| Passing | | 167 | 193 |
| Penalty | | 18 | 26 |
| 3rd Down: Made/Att. | | 83/217 | 70/200 |
| 3rd Down Pct. | | 38.2 | 35.0 |
| 4th Down: Made/Att. | | 7/12 | 4/14 |
| 4th Down Pct. | | 58.3 | 28.6 |

| | | | |
|------------------------|--|-------|-------|
| POSSESSION AVG. | | 31:30 | 28:30 |
| TOTAL NET YARDS | | 5290 | 5245 |
| Avg. Per Game | | 330.6 | 327.8 |
| Total Plays | | 1011 | 994 |
| Avg. Per Play | | 5.2 | 5.3 |

| | | | |
|--------------------------|--|-------|------|
| NET YARDS RUSHING | | 1811 | 1550 |
| Avg. Per Game | | 113.2 | 96.9 |
| Total Rushes | | 458 | 383 |

| | | | |
|--------------------------|--|---------|---------|
| NET YARDS PASSING | | 3479 | 3695 |
| Avg. Per Game | | 217.4 | 230.9 |
| Sacks/ Yards Lost | | 25/137 | 54/305 |
| Gross Yards | | 3622 | 4000 |
| Att./Completions | | 527/304 | 557/312 |
| Completion Pct. | | 57.7 | 56.0 |
| Had Intercepted | | 13 | 16 |

| | | | |
|-------------------------|--|----------|----------|
| PUNTS/AVERAGE | | 90/42.5 | 80/42.9 |
| NET PUNTING AVG. | | 90/38.1 | 80/37.2 |
| PENALTIES/YARDS | | 114/1069 | 128/1010 |

| | | | |
|--------------------------|--|------|-------|
| FUMBLES/BALL LOST | | 17/9 | 39/24 |
| TOUCHDOWNS | | 46 | 39 |
| Rushing | | 19 | 8 |
| Passing | | 23 | 26 |
| Returns | | 4 | 5 |

| SCORE BY PERIODS | | 1 | 2 | 3 | 4 | OT | PTS |
|-------------------------|--|-----|----|-----|----|----|-----|
| TITANS | | 113 | 97 | 85 | 97 | 0 | 392 |
| OPPONENTS | | 44 | 93 | 103 | 84 | 0 | 324 |

| SCORING | | TD | RU | PA | RT | PAT | FG | S | TP |
|----------------|----|----|----|----|-------|-------|----|-----|----|
| Del Greco | 0 | 0 | 0 | 0 | 43/43 | 21/25 | 0 | 106 | |
| George | 13 | 9 | 4 | 0 | 0 | 0 | 78 | | |
| McNair | 8 | 8 | 0 | 0 | 0 | 0 | 48 | | |
| Dyson | 4 | 0 | 4 | 0 | 0 | 0 | 24 | | |
| Thigpen | 4 | 0 | 4 | 0 | 0 | 0 | 24 | | |
| Neal | 3 | 1 | 2 | 0 | 0 | 0 | 18 | | |
| Roan | 3 | 0 | 3 | 0 | 0 | 0 | 18 | | |
| Byrd | 2 | 0 | 2 | 0 | 0 | 0 | 12 | | |
| Wycheck | 2 | 0 | 2 | 0 | 0 | 0 | 12 | | |
| Harris | 1 | 0 | 0 | 0 | 0 | 0 | 8 | | |
| Kearsse | 1 | 0 | 0 | 1 | 0 | 0 | 6 | | |
| Mason | 1 | 0 | 0 | 1 | 0 | 0 | 6 | | |
| Mitchell | 1 | 0 | 0 | 1 | 0 | 0 | 6 | | |
| Sanders | 1 | 0 | 1 | 0 | 0 | 0 | 6 | | |
| Thomas | 1 | 1 | 0 | 0 | 0 | 0 | 6 | | |
| Walker | 1 | 0 | 0 | 1 | 0 | 0 | 6 | | |
| Thornton | 1 | 0 | 0 | 0 | 0 | 0 | 2 | | |
| TITANS | 46 | 19 | 23 | 4 | 43/43 | 21/25 | 4 | 392 | |
| OPP | 39 | 8 | 26 | 5 | 34/34 | 15/22 | 2 | 324 | |

RUSHING

| | | <u>No.</u> | <u>Yds.</u> | <u>Avg.</u> | <u>Long</u> | <u>TD</u> |
|------------------|-----------|------------|-------------|-------------|-------------|-----------|
| E. George | 320 | 1304 | 4.1 | 40 | 9 | |
| McNair | 72 | 337 | 4.7 | 38 | 8 | |
| Thomas | 43 | 164 | 3.8 | 22 | 1 | |
| Dyson | 1 | 3 | 3.0 | 3 | 0 | |
| Hentrich | 2 | 1 | 0.5 | 1 | 0 | |
| Neal | 2 | 1 | 0.5 | 1t | 1 | |
| <u>O'Donnell</u> | <u>18</u> | <u>1</u> | <u>0.1</u> | <u>4</u> | <u>0</u> | |
| TEAM | 458 | 1811 | 4.0 | 40 | 19 | |
| OPP | 383 | 1550 | 4.0 | 72 | 8 | |

RECEIVING

| | | <u>No.</u> | <u>Yds.</u> | <u>Avg.</u> | <u>Long</u> | <u>TD</u> |
|-------------|----------|------------|-------------|-------------|-------------|-----------|
| Wycheck | 69 | 641 | 9.3 | 35 | 2 | |
| Dyson | 54 | 658 | 12.2 | 47t | 4 | |
| George | 47 | 458 | 9.7 | 54t | 4 | |
| Thigpen | 38 | 648 | 17.1 | 35 | 4 | |
| Harris | 26 | 297 | 11.4 | 62t | 1 | |
| Sanders | 20 | 336 | 16.8 | 48t | 1 | |
| Byrd | 14 | 261 | 18.6 | 65t | 2 | |
| Roan | 9 | 93 | 10.3 | 24t | 3 | |
| Thomas | 9 | 72 | 8.0 | 26 | 0 | |
| Mason | 8 | 89 | 11.1 | 31 | 0 | |
| Neal | 7 | 27 | 3.9 | 8 | 2 | |
| <u>Kent</u> | <u>3</u> | <u>42</u> | <u>14.0</u> | <u>25</u> | <u>0</u> | |
| TEAM | 304 | 3622 | 11.9 | 65t | 23 | |
| OPP | 312 | 4000 | 12.8 | 78t | 26 | |

INTERCEPTIONS

| | | <u>No.</u> | <u>Yds.</u> | <u>Avg</u> | <u>Long</u> | <u>TD</u> |
|----------------|----------|------------|-------------|------------|-------------|-----------|
| Rolle | 4 | 65 | 16.3 | 30 | 0 | |
| Sidney | 3 | 12 | 4.0 | 7 | 0 | |
| Holmes | 2 | 17 | 8.5 | 19 | 0 | |
| Dorsett | 1 | 43 | 43.0 | 43 | 0 | |
| Mitchell | 1 | 42 | 42.0 | 42t | 1 | |
| Bowden | 1 | 29 | 29.0 | 29 | 0 | |
| Walker | 1 | 27 | 27.0 | 27 | 0 | |
| Fisk | 1 | 17 | 17.0 | 17 | 0 | |
| Robertson | 1 | 3 | 3.0 | 3 | 0 | |
| <u>Jackson</u> | <u>1</u> | <u>2</u> | <u>2.0</u> | <u>2</u> | <u>0</u> | |
| TEAM | 16 | 257 | 16.1 | 43 | 1 | |
| OPP | 13 | 227 | 17.5 | 47t | 2 | |

| PASSING | <u>Att.</u> | <u>Cmp</u> | <u>Yds</u> | <u>Cmp%</u> | <u>TD</u> | <u>INT</u> | <u>LG</u> | <u>Sack/Lost</u> | <u>QB Rating</u> |
|----------------|-------------|------------|------------|--------------|-----------|------------|------------|------------------|------------------|
| McNair | 331 | 187 | 2179 | 56.5 | 12 | 8 | 65t | 16/74 | 78.6 |
| O'Donnell | 195 | 116 | 1382 | 59.5 | 10 | 5 | 54t | 10/69 | 87.6 |
| <u>Wycheck</u> | <u>1</u> | <u>1</u> | <u>61</u> | <u>100.0</u> | <u>1</u> | <u>0</u> | <u>61t</u> | <u>0/0</u> | <u>158.3</u> |
| TEAM | 527 | 304 | 3622 | 57.7 | 23 | 13 | 65t | 26/143 | 83.1 |
| OPP | 557 | 312 | 4000 | 56.0 | 26 | 16 | 78t | 54/305 | 82.3 |

| PUNTING | <u>No</u> | <u>Yds</u> | <u>Avg</u> | <u>Net</u> | <u>TB</u> | <u>In</u> | <u>LG</u> | <u>B</u> |
|-------------|-----------|------------|------------|------------|-----------|-----------|-----------|----------|
| Hentrich | 90 | 3824 | 42.5 | 38.1 | 3 | 35 | 78 | 0 |
| TEAM | 90 | 3824 | 42.5 | 38.1 | 3 | 35 | 78 | 0 |
| OPP | 80 | 3435 | 42.9 | 37.2 | 5 | 25 | 72 | 2 |

| PUNT RETURNS | <u>Ret</u> | <u>FC</u> | <u>Yds</u> | <u>Avg</u> | <u>Long</u> | <u>TD</u> |
|----------------|------------|-----------|------------|-------------|-------------|-----------|
| Mason | 26 | 15 | 225 | 8.7 | 65t | 1 |
| Preston | 8 | 2 | 59 | 7.4 | 12 | 0 |
| Byrd | 2 | 0 | 8 | 4.0 | 9 | 0 |
| S. George | 1 | 0 | 18 | 18.0 | 18 | 0 |
| Rolle | 1 | 0 | 23 | 23.0 | 23 | 0 |
| Sidney | 1 | 0 | 4 | 4.0 | 4 | 0 |
| <u>Thigpen</u> | <u>1</u> | <u>0</u> | <u>21</u> | <u>21.0</u> | <u>21</u> | <u>0</u> |
| TEAM | 40 | 17 | 358 | 9.0 | 65t | 1 |
| OPP | 45 | 22 | 335 | 7.4 | 32 | 0 |

| KICKOFF RETURNS | <u>No</u> | <u>Yds</u> | <u>Avg</u> | <u>Long</u> | <u>TD</u> |
|-----------------|-----------|------------|------------|-------------|-----------|
| Mason | 41 | 805 | 19.6 | 41 | 0 |
| Preston | 5 | 119 | 23.8 | 29 | 0 |
| S. George | 4 | 63 | 15.8 | 22 | 0 |
| Byrd | 2 | 16 | 8.0 | 9 | 0 |
| Kent | 2 | 24 | 12.0 | 13 | 0 |
| <u>Neal</u> | <u>2</u> | <u>15</u> | <u>7.5</u> | <u>14</u> | <u>0</u> |
| TEAM | 56 | 1042 | 18.6 | 41 | 9 |
| OPP | 76 | 1596 | 21.0 | 99t | 2 |

| FIELD GOALS | <u>1-19</u> | <u>20-29</u> | <u>30-39</u> | <u>40-49</u> | <u>50+</u> |
|------------------|-------------|--------------|--------------|--------------|------------|
| Del Greco | 1/1 | 8/8 | 7/9 | 4/6 | 1/1 |
| TITANS | 1/1 | 8/8 | 7/9 | 4/6 | 1/1 |
| OPPONENTS | 0/0 | 4/4 | 4/7 | 6/9 | 1/2 |

Del Greco: (50G, 33G), (35G, 44WR), (44G, 48G), (21G, 22G, 28G), (), (42WR, 19G), (27G), (33WL), (26G), (), (27G, 31G, 37WL), (39G, 33G), (), (38G, 27G, 43G), (30G, 20G), (42G)

OPPONENTS: (33G, 38G), (41G), (42G), (39G), (44G, 46G, 50G), (24G, 42G), (54S, 38WR.), (43N, 46G), (32WL), (44N, 24G), (), (21G, 27G), (32WL, 45S), (32G), (), ()



1999 DEFENSIVE STATISTICS

| <u>Player</u> | <u>Tackles</u> | <u>Solo</u> | <u>Asst.</u> | <u>Sacks</u> | <u>Press.</u> | <u>TFL</u> | <u>INT</u> | <u>PD</u> | <u>FF</u> | <u>FR</u> |
|--------------------|----------------|-------------|--------------|--------------|---------------|------------|------------|-----------|-----------|-----------|
| Blaine Bishop | 113 | 80 | 33 | 2.5 | 3 | 2 | 0 | 3 | 1 | 2 |
| Eddie Robinson | 113 | 84 | 49 | 6 | 8 | 4 | 0 | 3 | 4 | 3 |
| Marcus Robertson | 92 | 64 | 28 | 0.5 | 0 | 0 | 1 | 10 | 0 | 0 |
| Jevon Kearse | 85 | 59 | 26 | 14.5 | 18 | 9 | 0 | 6 | 10 | 1 |
| Joe Bowden | 81 | 54 | 27 | 3.5 | 8 | 5 | 1 | 3 | 3 | 3 |
| Barron Wortham | 81 | 50 | 31 | 0.5 | 2 | 5 | 0 | 0 | 1 | 3 |
| Jason Fisk | 80 | 41 | 39 | 4 | 12 | 7 | 1 | 1 | 0 | 0 |
| Samari Rolle | 70 | 57 | 13 | 3 | 1 | 1 | 4 | 17 | 0 | 2 |
| Denard Walker | 56 | 47 | 9 | 0 | 1 | 0 | 1 | 18 | 0 | 1 |
| Josh Evans | 54 | 26 | 28 | 3.5 | 10 | 3 | 0 | 1 | 1 | 1 |
| Henry Ford | 41 | 26 | 15 | 5.5 | 17 | 4 | 0 | 1 | 0 | 2 |
| Perry Phenix | 39 | 32 | 7 | 0 | 0 | 0 | 0 | 0 | 1 | 0 |
| Dainon Sidney | 39 | 34 | 5 | 0 | 0 | 0 | 3 | 10 | 2 | 0 |
| Kenny Holmes | 38 | 20 | 18 | 4 | 14 | 3 | 2 | 3 | 2 | 1 |
| John Thornton | 33 | 23 | 10 | 4.5 | 4 | 4 | 0 | 0 | 0 | 0 |
| Terry Killens | 25 | 13 | 12 | 0 | 6 | 0 | 0 | 2 | 0 | 1 |
| Steve Jackson | 22 | 18 | 4 | 0.5 | 0 | 0 | 1 | 2 | 2 | 1 |
| Doug Colman | 21 | 12 | 9 | 0 | 0 | 1 | 0 | 0 | 0 | 0 |
| Mike Jones | 19 | 12 | 7 | 1 | 3 | 0 | 0 | 0 | 0 | 1 |
| Anthony Dorsett | 11 | 10 | 1 | 0 | 0 | 0 | 1 | 1 | 0 | 0 |
| Mike Frederick | 10 | 2 | 8 | 0.5 | 2 | 0 | 0 | 0 | 1 | 0 |
| Joe Salave'a | 10 | 4 | 6 | 0 | 7 | 0 | 0 | 0 | 0 | 0 |
| Donald Mitchell | 7 | 6 | 1 | 0 | 0 | 0 | 1 | 1 | 0 | 0 |
| George McCullough | 3 | 3 | 0 | 0 | 0 | 0 | 0 | 1 | 0 | 0 |
| <u>Greg Favors</u> | <u>0</u> | <u>0</u> | <u>0</u> | <u>0</u> | <u>0</u> | <u>0</u> | <u>0</u> | <u>0</u> | <u>0</u> | <u>0</u> |
| TOTALS | 1,143 | 760 | 383 | 54 | 116 | 48 | 16 | 83 | 28 | 21 |

1999 SPECIAL TEAMS TACKLES

| <u>Name</u> | <u>Solo</u> | <u>Assist</u> | <u>Total</u> |
|----------------------|-------------|---------------|--------------|
| Perry Phenix | 24 | 3 | 27 |
| Terry Killens | 20 | 6 | 26 |
| Doug Colman | 18 | 4 | 22 |
| Donald Mitchell | 15 | 4 | 19 |
| Anthony Dorsett | 12 | 5 | 17 |
| Rodney Thomas | 13 | 3 | 16 |
| Greg Favors | 11 | 5 | 16 |
| Dainon Sidney | 10 | 5 | 15 |
| Steve Jackson | 3 | 5 | 8 |
| Barron Wortham | 6 | 1 | 7 |
| Spencer George | 5 | 1 | 6 |
| Kevin Long | 4 | 2 | 6 |
| Joey Kent | 3 | 1 | 4 |
| Craig Hentrich | 3 | 0 | 3 |
| George McCullough | 2 | 1 | 3 |
| Isaac Byrd | 2 | 0 | 2 |
| Phil Glover | 2 | 0 | 2 |
| Mike Frederick | 0 | 1 | 1 |
| Michael Roan | 1 | 0 | 1 |
| Eddie Robinson | 1 | 0 | 1 |
| Samari Rolle | 0 | 1 | 1 |
| Chris Sanders | 1 | 0 | 1 |
| <u>Denard Walker</u> | <u>1</u> | <u>0</u> | <u>1</u> |
| TOTALS | 157 | 48 | 205 |



S Blaine Bishop



S Perry Phenix

| <u>MISCELLANEOUS</u> | <u>FF</u> | <u>FR</u> | <u>PAT</u> | <u>FG</u> | <u>PUNT</u> |
|------------------------|-----------|-----------|------------|-----------|-------------|
| Anthony Dorsett | 0 | 0 | 0 | 0 | 1 |
| Jason Fisk | 0 | 0 | 0 | 1 | 0 |
| Craig Hentrich | 0 | 1 | 0 | 0 | 0 |
| Greg Favors | 0 | 1 | 0 | 0 | 0 |
| <u>Donald Mitchell</u> | <u>0</u> | <u>1</u> | <u>0</u> | <u>0</u> | <u>1</u> |
| TOTALS | 0 | 3 | 0 | 1 | 2 |

1999 GAME-BY-GAME OFFENSE



| | 9/12 | 9/19 | 9/26 | 10/3 | 10/10 | 10/17 | 10/31 | 11/7 | 11/14 | 11/21 | 11/28 | 12/5 | 12/9 | 12/19 | 12/26 | 1/2 |
|----------------------|-------|-------|-------|-------|-------|-------|-------|-------|-------|-------|-------|-------|-------|-------|-------|-------|
| | C | C | @J | @S | B | @N | S | @M | @C | P | @C | @B | O | A | J | @P |
| | I | L | A | F | A | O | T | I | I | I | L | A | A | T | A | I |
| | N | E | C | | L | | L | A | N | T | E | L | K | L | C | T |
| First Downs | 22 | 24 | 15 | 17 | 16 | 15 | 17 | 14 | 16 | 17 | 22 | 20 | 17 | 14 | 26 | 21 |
| By Rushing | 6 | 9 | 2 | 3 | 5 | 7 | 7 | 5 | 9 | 9 | 10 | 5 | 11 | 5 | 9 | 7 |
| By Passing | 14 | 15 | 12 | 12 | 10 | 8 | 9 | 9 | 6 | 6 | 11 | 14 | 65 | 9 | 15 | 12 |
| By Penalty | 2 | 0 | 1 | 2 | 1 | 0 | 1 | 0 | 1 | 2 | 1 | 1 | 1 | 0 | 2 | 2 |
| Third Downs | 7 | 14 | 13 | 17 | 13 | 15 | 15 | 17 | 12 | 19 | 13 | 16 | 12 | 14 | 18 | 10 |
| Converted | 3 | 8 | 4 | 8 | 4 | 4 | 5 | 5 | 3 | 3 | 4 | 6 | 7 | 3 | 11 | 4 |
| Efficiency | 42.9 | 57.1 | 30.8 | 47.1 | 30.8 | 26.7 | 33.3 | 29.4 | 25.0 | 30.0 | 30.8 | 37.5 | 58.3 | 21.4 | 61.1 | 40.0 |
| Fourth Downs | 1 | 0 | 0 | 1 | 0 | 0 | 0 | 3 | 1 | 0 | 2 | 2 | 0 | 1 | 1 | 0 |
| Converted | 1 | 0 | 0 | 1 | 0 | 0 | 0 | 1 | 0 | 0 | 2 | 1 | 0 | 1 | 0 | 0 |
| Efficiency | 100.0 | 0.0 | 0.0 | 100.0 | 0.0 | 0.0 | 0.0 | 33.3 | 0.0 | 0.0 | 100.0 | 50.0 | 0.0 | 100.0 | 0.0 | 0.0 |
| Total Net Yards | 403 | 412 | 231 | 392 | 272 | 278 | 281 | 293 | 247 | 261 | 337 | 353 | 307 | 399 | 476 | 337 |
| Plays | 52 | 74 | 61 | 64 | 59 | 61 | 61 | 69 | 63 | 58 | 69 | 72 | 55 | 60 | 76 | 58 |
| Avg/Play | 7.8 | 5.6 | 3.8 | 6.1 | 4.6 | 4.6 | 4.6 | 4.2 | 3.9 | 4.5 | 4.9 | 4.9 | 5.6 | 6.7 | 6.3 | 5.8 |
| Net Yds Rushing | 69 | 102 | 51 | 55 | 56 | 165 | 103 | 103 | 149 | 112 | 158 | 65 | 204 | 131 | 148 | 140 |
| Attempts | 18 | 34 | 26 | 21 | 24 | 35 | 31 | 23 | 37 | 32 | 33 | 14 | 33 | 28 | 37 | 32 |
| Avg/Rush | 3.8 | 3.0 | 2.0 | 2.6 | 2.3 | 4.7 | 3.3 | 4.5 | 4.0 | 3.5 | 4.6 | 4.6 | 6.2 | 4.7 | 4.0 | 4.4 |
| Net Yds Passing | 334 | 310 | 191 | 337 | 216 | 113 | 178 | 190 | 98 | 149 | 179 | 288 | 103 | 268 | 328 | 197 |
| Sacks | 2 | 0 | 2 | 3 | 0 | 1 | 1 | 4 | 1 | 0 | 0 | 5 | 2 | 2 | 0 | 2 |
| Yards Lost | 7 | 0 | 13 | 18 | 0 | 11 | 8 | 15 | 5 | 0 | 0 | 27 | 11 | 9 | 0 | 13 |
| Gross Yards | 341 | 310 | 191 | 337 | 216 | 113 | 178 | 190 | 98 | 149 | 179 | 315 | 114 | 277 | 328 | 216 |
| Attempts | 32 | 40 | 32 | 40 | 35 | 25 | 29 | 42 | 25 | 26 | 36 | 53 | 29 | 39 | 39 | 23 |
| Completions | 21 | 31 | 17 | 20 | 24 | 12 | 13 | 22 | 12 | 14 | 18 | 31 | 12 | 16 | 26 | 15 |
| Percentage | 65.6 | 78.0 | 53.1 | 50.0 | 68.6 | 48.0 | 44.8 | 52.4 | 48.0 | 53.8 | 50.0 | 58.5 | 60.0 | 53.3 | 66.7 | 65.2 |
| Interceptions | 1 | 0 | 1 | 1 | 1 | 0 | 2 | 0 | 3 | 0 | 1 | 0 | 2 | 1 | 0 | 1 |
| Kickoffs-EZ-TB | 7-1-0 | 5-1-0 | 5-1-1 | 6-1-0 | 4-1-0 | 5-1-0 | 5-2-0 | 1-1-1 | 5-0-0 | 3-0-0 | 7-0-0 | 4-0-0 | 4-0-0 | 7-0-0 | 8-2-1 | 8-3-1 |
| Punts | 2 | 4 | 6 | 5 | 9 | 5 | 9 | 6 | 7 | 6 | 4 | 6 | 4 | 7 | 4 | 6 |
| Average | 46.5 | 39.8 | 37.0 | 40.6 | 44.4 | 48.2 | 44.8 | 52.4 | 48.0 | 53.8 | 50.0 | 58.5 | 60.0 | 53.3 | 66.7 | 65.2 |
| Penalties | 8 | 7 | 10 | 4 | 15 | 8 | 8 | 2 | 9 | 4 | 4 | 6 | 6 | 14 | 4 | 6 |
| Yards Penalized | 62 | 70 | 74 | 30 | 212 | 75 | 85 | 19 | 62 | 30 | 18 | 91 | 55 | 90 | 33 | 56 |
| Fumbles | 4 | 1 | 2 | 0 | 0 | 1 | 1 | 0 | 2 | 0 | 1 | 0 | 0 | 2 | 0 | 3 |
| Fumbles Lost | 3 | 0 | 1 | 0 | 0 | 1 | 0 | 0 | 1 | 0 | 1 | 0 | 0 | 0 | 0 | 2 |
| Total Turnovers | 4 | 0 | 2 | 1 | 0 | 3 | 0 | 3 | 1 | 1 | 1 | 2 | 1 | 0 | 0 | 3 |
| Touchdowns | 4 | 3 | 2 | 2 | 2 | 3 | 3 | 0 | 3 | 2 | 4 | 1 | 3 | 3 | 5 | 6 |
| Rushing | 1 | 2 | 0 | 0 | 1 | 0 | 1 | 0 | 3 | 2 | 3 | 1 | 3 | 1 | 0 | 1 |
| Passing | 3 | 1 | 2 | 2 | 1 | 2 | 2 | 0 | 0 | 0 | 0 | 0 | 0 | 2 | 5 | 3 |
| Returns | 0 | 0 | 0 | 0 | 0 | 1 | 0 | 0 | 0 | 0 | 1 | 0 | 0 | 0 | 0 | 2 |
| Extra Points | 4 | 3 | 2 | 2 | 2 | 3 | 3 | 0 | 3 | 2 | 4 | 1 | 3 | 3 | 5 | 6 |
| Kicking Made-Att.4-4 | 3-3 | 2-2 | 1-1 | 2-2 | 3-3 | 3-3 | 0-0 | 3-3 | 2-2 | 3-3 | 0-0 | 3-3 | 3-3 | 5-5 | 6-6 | |
| 2-pt Made-Att. | 0-0 | 0-0 | 0-0 | 0-1 | 0-0 | 0-0 | 0-0 | 0-0 | 0-0 | 0-0 | 0-1 | 1-1 | 0-0 | 0-0 | 0-0 | |
| Field Goal Att. | 2 | 2 | 2 | 3 | 0 | 2 | 1 | 1 | 1 | 0 | 3 | 2 | 0 | 3 | 2 | 1 |
| Field Goals Made 2 | 1 | 2 | 3 | 0 | 1 | 1 | 0 | 1 | 0 | 2 | 2 | 0 | 3 | 2 | 1 | |
| SAFTIES | 1 | 1 | 0 | 0 | 0 | 0 | 0 | 0 | 0 | 1 | 0 | 0 | 0 | 0 | 0 | 1 |
| Points Scored | 36 | 26 | 20 | 22 | 14 | 24 | 24 | 0 | 24 | 16 | 33 | 14 | 21 | 30 | 41 | 47 |
| Time of Pos. | 23:15 | 41:20 | 27:54 | 27:33 | 31:01 | 30:00 | 28:17 | 31:58 | 33:09 | 31:09 | 32:36 | 32:19 | 30:51 | 30:47 | 38:30 | 33:19 |
| Net TO Ratio | -2 | +1 | +2 | -1 | +1 | +1 | +3 | -2 | +3 | 0 | +1 | -1 | +2 | +6 | +3 | +1 |

1999 SEASON



1999 GAME-BY-GAME DEFENSE



| | 9/12 | 9/19 | 9/26 | 10/3 | 10/10 | 10/17 | 10/31 | 11/7 | 11/14 | 11/21 | 11/28 | 12/5 | 12/9 | 12/19 | 12/26 | 1/2 |
|--------------------------|-------|-------|-------|-------|-------|-------|-------|-------|-------|-------|-------|-------|-------|-------|-------|-------|
| | C | C | @J | @S | B | @N | S | @M | @C | P | @C | @B | O | A | J | @P |
| | I | L | A | F | A | O | T | I | I | I | L | A | A | T | A | I |
| | N | E | C | | L | | L | A | N | T | E | L | K | L | C | T |
| First Downs | 28 | 12 | 22 | 17 | 16 | 22 | 23 | 14 | 15 | 14 | 18 | 17 | 21 | 23 | 16 | 22 |
| Rushing | 12 | 6 | 7 | 4 | 5 | 4 | 6 | 1 | 1 | 5 | 5 | 4 | 6 | 3 | 5 | 7 |
| Passing | 14 | 6 | 14 | 13 | 8 | 16 | 16 | 12 | 12 | 7 | 12 | 12 | 14 | 17 | 8 | 13 |
| Penalty | 2 | 0 | 1 | 0 | 3 | 2 | 2 | 1 | 2 | 2 | 1 | 1 | 1 | 3 | 3 | 2 |
| Third Downs | 16 | 11 | 16 | 13 | 17 | 12 | 12 | 15 | 12 | 12 | 15 | 12 | 9 | 10 | 9 | 9 |
| Converted | 7 | 4 | 6 | 5 | 6 | 5 | 2 | 7 | 3 | 6 | 5 | 5 | 4 | 3 | 1 | 1 |
| Efficiency | 43.8 | 36.4 | 37.5 | 38.5 | 35.3 | 41.7 | 16.7 | 46.7 | 25.0 | 50.0 | 33.3 | 41.7 | 44.4 | 30.0 | 11.1 | 11.1 |
| Fourth Downs | 0 | 0 | 1 | 0 | 0 | 0 | 1 | 0 | 2 | 0 | 3 | 0 | 0 | 1 | 1 | 5 |
| Converted | 0 | 0 | 0 | 0 | 0 | 0 | 1 | 0 | 0 | 0 | 2 | 0 | 0 | 0 | 0 | 1 |
| Efficiency | 0.0 | 0.0 | 0.0 | 0.0 | 0.0 | 0.0 | 100.0 | 0.0 | 0.0 | 0.0 | 66.7 | 0.0 | 0.0 | 0.0 | 0.0 | 20.0 |
| Total Net Yards | 398 | 173 | 369 | 329 | 246 | 409 | 415 | 237 | 264 | 267 | 308 | 447 | 364 | 347 | 237 | 433 |
| Plays | 77 | 47 | 75 | 60 | 66 | 66 | 71 | 56 | 58 | 55 | 68 | 54 | 54 | 64 | 55 | 70 |
| Avg/Play | 5.2 | 3.7 | 4.9 | 5.5 | 3.7 | 6.2 | 5.8 | 4.2 | 4.6 | 4.9 | 4.7 | 8.3 | 6.7 | 5.4 | 4.3 | 6.2 |
| Net Yds Rushing | 201 | 83 | 137 | 86 | 68 | 55 | 128 | 52 | 67 | 106 | 81 | 116 | 111 | 56 | 65 | 138 |
| Attempts | 42 | 34 | 33 | 26 | 26 | 21 | 19 | 27 | 19 | 20 | 24 | 22 | 22 | 18 | 18 | 29 |
| Avg/Rush | 4.8 | 3.0 | 4.2 | 3.3 | 2.6 | 2.6 | 6.7 | 1.9 | 3.5 | 5.3 | 3.4 | 5.3 | 5.0 | 3.1 | 3.6 | 4.8 |
| Net Yds Passing | 197 | 90 | 232 | 243 | 178 | 354 | 287 | 185 | 197 | 161 | 227 | 331 | 253 | 282 | 172 | 295 |
| Sacks | 1 | 7 | 0 | 1 | 3 | 0 | 6 | 4 | 7 | 5 | 7 | 1 | 4 | 2 | 4 | 2 |
| Yards Lost | 0 | 44 | 0 | 0 | 29 | 0 | 41 | 25 | 39 | 16 | 34 | 0 | 20 | 19 | 24 | 14 |
| Gross Yards | 197 | 134 | 232 | 243 | 207 | 354 | 328 | 210 | 236 | 177 | 261 | 332 | 273 | 310 | 196 | 309 |
| Attempts | 34 | 24 | 42 | 33 | 37 | 45 | 46 | 25 | 32 | 30 | 35 | 31 | 28 | 43 | 33 | 39 |
| Completions | 20 | 12 | 22 | 21 | 15 | 28 | 29 | 15 | 18 | 18 | 19 | 18 | 20 | 24 | 12 | 21 |
| Percentage | 58.8 | 50.0 | 52.4 | 63.6 | 40.5 | 62.2 | 63.0 | 60.0 | 56.3 | 60.0 | 54.3 | 58.1 | 71.4 | 55.8 | 36.4 | 53.8 |
| Interceptions | 2 | 0 | 3 | 0 | 0 | 2 | 0 | 0 | 0 | 1 | 0 | 0 | 1 | 3 | 3 | 1 |
| Kickoffs-EZ-TB | 8-1-1 | 4-0-0 | 4-3-2 | 5-3-1 | 4-1-1 | 5-2-1 | 4-1-1 | 4-1-1 | 3-1-0 | 4-0-0 | 4-0-0 | 8-1-1 | 3-1-0 | 4-0-0 | 3-0-0 | 7-1-1 |
| Punts | 4 | 5 | 5 | 6 | 8 | 5 | 7 | 7 | 5 | 4 | 6 | 3 | 2 | 4 | 6 | 3 |
| Average | 47.3 | 47.8 | 45.8 | 32.5 | 46.8 | 38.0 | 47.1 | 44.4 | 37.2 | 52.8 | 38.7 | 41.0 | 38.0 | 42.3 | 38.5 | 50.0 |
| Penalties | 9 | 2 | 9 | 8 | 9 | 13 | 15 | 5 | 8 | 11 | 5 | 9 | 8 | 5 | 4 | 8 |
| Yards Penalized | 79 | 7 | 79 | 67 | 81 | 103 | 97 | 40 | 66 | 73 | 30 | 68 | 44 | 46 | 29 | 88 |
| Fumbles | 2 | 2 | 2 | 0 | 1 | 4 | 5 | 3 | 4 | 0 | 5 | 1 | 2 | 3 | 1 | 4 |
| Fumbles Lost | 0 | 1 | 1 | 0 | 1 | 2 | 3 | 1 | 4 | 0 | 2 | 1 | 2 | 3 | 0 | 3 |
| Total Turnovers | 2 | 1 | 4 | 0 | 1 | 4 | 3 | 1 | 4 | 1 | 2 | 1 | 3 | 6 | 3 | 4 |
| Touchdowns | 4 | 1 | 2 | 3 | 0 | 2 | 3 | 2 | 2 | 1 | 3 | 5 | 2 | 2 | 2 | 5 |
| Rushing | 2 | 0 | 0 | 1 | 0 | 0 | 0 | 0 | 0 | 0 | 1 | 0 | 1 | 0 | 1 | 2 |
| Passing | 2 | 1 | 1 | 2 | 0 | 2 | 3 | 2 | 1 | 1 | 2 | 4 | 1 | 2 | 0 | 2 |
| Returns | 0 | 0 | 1 | 0 | 0 | 0 | 0 | 0 | 1 | 0 | 0 | 1 | 0 | 0 | 1 | 1 |
| Extra Points | 4 | 1 | 2 | 3 | 0 | 2 | 3 | 2 | 2 | 1 | 3 | 5 | 2 | 2 | 2 | 5 |
| Kicking Made-Att. | 1-1 | 0-0 | 2-2 | 3-3 | 0-0 | 1-1 | 3-3 | 2-2 | 2-2 | 1-1 | 3-3 | 5-5 | 2-2 | 2-2 | 2-2 | 4-4 |
| 2-pt Made-Att. | 2-3 | 0-1 | 0-0 | 0-0 | 0-0 | 1-1 | 0-0 | 0-0 | 0-0 | 0-0 | 0-0 | 0-0 | 0-0 | 0-0 | 0-0 | 1-1 |
| Field Goal Att. | 2 | 1 | 1 | 1 | 3 | 2 | 2 | 2 | 1 | 2 | 0 | 2 | 2 | 1 | 0 | 0 |
| Field Goals Made | 2 | 1 | 1 | 1 | 3 | 2 | 0 | 1 | 0 | 1 | 0 | 2 | 0 | 1 | 0 | 0 |
| Safeties | 0 | 0 | 1 | 0 | 1 | 0 | 0 | 0 | 0 | 0 | 0 | 0 | 0 | 0 | 0 | 0 |
| Points Scored | 35 | 9 | 19 | 24 | 11 | 21 | 21 | 17 | 14 | 10 | 21 | 41 | 14 | 17 | 14 | 36 |
| Time of Poss | 36:45 | 18:40 | 32:06 | 32:27 | 28:59 | 30:00 | 31:43 | 28:02 | 26:51 | 28:51 | 27:24 | 27:41 | 29:09 | 29:13 | 21:30 | 26:41 |

1999 GAME-BY-GAME PASSING

STEVE MCNAIR

| Date | Opponent | Att | Cmp | Yds | Pct | TD | Lg | Int | Sack | Yds | Rating |
|---------------------|----------------|------------|------------|-------------|-------------|-----------|------------|----------|-----------|-----------|-------------|
| 9/12 | Cincinnati | 32 | 21 | 341 | 65.6 | 3 | 47t | 1 | 2 | 7 | 119.4 |
| 9/19 | Cleveland | | | | | | | | | | |
| 9/26 | @Jacksonville | | | | | | | | | | |
| 10/3 | @San Francisco | | | | | | | | | | |
| 10/10 | Baltimore | | | | | | | | | | |
| 10/17 | @New Orleans | | | | | | | | | | |
| 10/31 | St. Louis | 29 | 13 | 186 | 44.8 | 2 | 34 | 0 | 1 | 8 | 89.1 |
| 11/7 | @Miami | 42 | 22 | 205 | 52.4 | 0 | 40 | 3 | 4 | 15 | 36.3 |
| 11/14 | @Cincinnati | 25 | 12 | 103 | 48.0 | 0 | 20 | 0 | 1 | 5 | 59.2 |
| 11/21 | Pittsburgh | 26 | 14 | 149 | 53.8 | 0 | 46 | 1 | 0 | 0 | 54.8 |
| 11/28 | @Cleveland | 36 | 18 | 179 | 50.0 | 0 | 27 | 0 | 0 | 0 | 64.5 |
| 12/5 | @Baltimore | 48 | 28 | 288 | 58.3 | 0 | 32 | 2 | 4 | 19 | 58.3 |
| 12/9 | Oakland | 20 | 12 | 114 | 60.0 | 0 | 23 | 1 | 2 | 11 | 55.0 |
| 12/19 | Atlanta | 29 | 15 | 216 | 51.7 | 1 | 48t | 0 | 2 | 9 | 87.7 |
| 12/26 | Jacksonville | 33 | 23 | 291 | 69.7 | 5 | 65t | 0 | 0 | 0 | 136.5 |
| 1/2 | @Pittsburgh | 11 | 9 | 107 | 81.8 | 1 | 19 | 0 | 0 | 0 | 137.5 |
| 1999 Totals: | | 331 | 187 | 2179 | 56.5 | 12 | 65t | 8 | 16 | 74 | 78.6 |

NEIL O'DONNELL

| Date | Opponent | Att | Cmp | Yds | Pct | TD | Lg | Int | Sack | Yds | Rating |
|---------------------|----------------|------------|------------|-------------|-------------|-----------|------------|----------|-----------|-----------|-------------|
| 9/12 | Cincinnati | | | | | | | | | | |
| 9/19 | Cleveland | 40 | 31 | 310 | 78.0 | 1 | 21 | 0 | 0 | 0 | 107.3 |
| 9/26 | @Jacksonville | 32 | 17 | 204 | 53.1 | 2 | 31 | 1 | 2 | 13 | 80.7 |
| 10/3 | @San Francisco | 40 | 20 | 355 | 50.0 | 2 | 54t | 1 | 3 | 18 | 87.0 |
| 10/10 | Baltimore | 35 | 24 | 216 | 68.6 | 1 | 28 | 0 | 0 | 0 | 94.5 |
| 10/17 | @New Orleans | 25 | 12 | 124 | 48.0 | 2 | 31 | 2 | 1 | 11 | 56.1 |
| 10/31 | St. Louis | | | | | | | | | | |
| 11/7 | @Miami | | | | | | | | | | |
| 11/14 | @Cincinnati | | | | | | | | | | |
| 11/21 | Pittsburgh | | | | | | | | | | |
| 11/28 | @Cleveland | | | | | | | | | | |
| 12/5 | @Baltimore | 5 | 3 | 27 | 60.0 | 0 | 15 | 0 | 1 | 8 | 74.6 |
| 12/9 | Oakland | | | | | | | | | | |
| 12/19 | Atlanta | | | | | | | | | | |
| 12/26 | Jacksonville | 6 | 3 | 37 | 50.0 | 0 | 0 | 0 | 0 | 0 | 69.5 |
| 1/2 | @Pittsburgh | 12 | 6 | 109 | 50.0 | 2 | 26t | 1 | 3 | 19 | 86.5 |
| 1999 Totals: | | 195 | 116 | 1382 | 59.5 | 10 | 54t | 5 | 10 | 69 | 87.6 |

KEVIN DAFT

| Date | Opponent | Att | Cmp | Yds | Pct | TD | Lg | Int | Sack | Yds | Rating |
|---------------------|----------------|----------|----------|----------|------------|----------|----------|----------|----------|----------|------------|
| 9/12 | Cincinnati | | | | | | | | | | |
| 9/19 | Cleveland | | | | | | | | | | |
| 9/26 | @Jacksonville | | | | | | | | | | |
| 10/3 | @San Francisco | | | | | | | | | | |
| 10/10 | Baltimore | | | | | | | | | | |
| 10/17 | @New Orleans | | | | | | | | | | |
| 10/31 | St. Louis | | | | | | | | | | |
| 11/7 | @Miami | | | | | | | | | | |
| 11/14 | @Cincinnati | | | | | | | | | | |
| 11/21 | Pittsburgh | | | | | | | | | | |
| 11/28 | @Cleveland | | | | | | | | | | |
| 12/5 | @Baltimore | | | | | | | | | | |
| 12/9 | Oakland | | | | | | | | | | |
| 12/19 | Atlanta | | | | | | | | | | |
| 12/26 | Jacksonville | | | | | | | | | | |
| 1/2 | @Pittsburgh | | | | | | | | | | |
| 1999 Totals: | | 0 | 0 | 0 | 0.0 | 0 | 0 | 0 | 0 | 0 | 0.0 |

1999 GAME-BY-GAME RUSHING

| Date | Opponent | E. GEORGE | | | | | R. THOMAS | | | | | S. MCNAIR | | | | |
|---------------------|----------------|------------|-------------|------------|-----------|----------|-----------|------------|------------|-----------|----------|-----------|------------|------------|-----------|----------|
| | | No | Yds | Avg | Lg | TD | No | Yds | Avg | Lg | TD | No | Yds | Avg | Lg | TD |
| 9/12 | Cincinnati | 12 | 42 | 3.5 | 9 | 0 | 0 | 0 | 0.0 | 0 | 0 | 6 | 27 | 4.5 | 10 | 1 |
| 9/19 | Cleveland | 31 | 97 | 3.1 | 13 | 2 | 1 | 6 | 6.0 | 6 | 0 | INACTIVE | | | | |
| 9/26 | @Jacksonville | 18 | 57 | 3.2 | 10 | 0 | 2 | -7 | -3.5 | -3 | 0 | INACTIVE | | | | |
| 10/3 | @San Francisco | 15 | 26 | 1.7 | 8 | 0 | 5 | 28 | 5.6 | 17 | 0 | INACTIVE | | | | |
| 10/10 | Baltimore | 20 | 55 | 2.8 | 14 | 0 | 2 | 1 | 0.5 | 3 | 0 | INACTIVE | | | | |
| 10/17 | @New Orleans | 28 | 155 | 5.5 | 40 | 0 | 1 | 3 | 3.0 | 3 | 0 | INACTIVE | | | | |
| 10/31 | St. Louis | 17 | 68 | 4.0 | 19 | 0 | 2 | -1 | -0.5 | 1 | 0 | 12 | 36 | 3.0 | 13 | 1 |
| 11/7 | @Miami | 14 | 65 | 4.1 | 21 | 0 | 2 | 5 | 2.5 | 5 | 0 | 7 | 33 | 4.7 | 13 | 0 |
| 11/14 | @Cincinnati | 29 | 123 | 4.2 | 23 | 2 | 2 | 12 | 6.0 | 8 | 0 | 5 | 14 | 2.8 | 9 | 1 |
| 11/21 | Pittsburgh | 21 | 83 | 4.0 | 14 | 0 | 1 | 9 | 9.0 | 9 | 0 | 10 | 20 | 2.0 | 8 | 2 |
| 11/28 | @Cleveland | 26 | 113 | 4.3 | 16 | 2 | 0 | 0 | 0.0 | 0 | 0 | 7 | 45 | 6.4 | 12 | 1 |
| 12/5 | @Baltimore | 8 | 32 | 4.0 | 14 | 1 | 0 | 0 | 0.0 | 0 | 0 | 6 | 33 | 5.5 | 12 | 0 |
| 12/9 | Oakland | 28 | 199 | 7.1 | 39 | 2 | 0 | 0 | 0.0 | 0 | 0 | 4 | 5 | 1.3 | 6 | 1 |
| 12/19 | Atlanta | 19 | 55 | 2.9 | 11 | 0 | 0 | 0 | 0.0 | 0 | 0 | 9 | 76 | 8.4 | 38 | 1 |
| 12/26 | Jacksonville | 26 | 102 | 3.9 | 18 | 0 | 4 | 13 | 3.3 | 5 | 0 | 4 | 34 | 8.5 | 12 | 0 |
| 1/2 | Pittsburgh | 8 | 32 | 4.0 | 9 | 0 | 21 | 95 | 4.5 | 22 | 1 | 2 | 14 | 7.0 | 7 | 0 |
| 1999 Totals: | | 320 | 1304 | 4.1 | 40 | 9 | 43 | 164 | 3.8 | 22 | 1 | 72 | 337 | 4.7 | 38 | 8 |

1999 GAME-BY-GAME RECEIVING

| Date | Opponent | F. WYCHECK | | | | | K. DYSON | | | | | E. GEORGE | | | | |
|---------------------|----------------|------------|------------|------------|-----------|----------|-----------|------------|-------------|-----------|----------|-----------|------------|------------|-----------|----------|
| | | No | Yds | Avg | Lg | TD | No | Yds | Avg | Lg | TD | No | Yds | Avg | Lg | TD |
| 9/12 | Cincinnati | 3 | 51 | 17.0 | 35 | 0 | 9 | 162 | 18.0 | 47 | 2 | 3 | 37 | 12.3 | 17 | 1 |
| 9/19 | Cleveland | 9 | 80 | 8.9 | 20 | 0 | 5 | 52 | 10.4 | 15 | 0 | 4 | 27 | 6.8 | 9 | 0 |
| 9/26 | @Jacksonville | 3 | 34 | 11.3 | 17 | 0 | 6 | 79 | 13.2 | 30 | 0 | 4 | 38 | 9.0 | 13 | 1 |
| 10/3 | @San Francisco | 5 | 50 | 10.0 | 31 | 0 | 2 | 25 | 12.5 | 19 | 0 | 3 | 81 | 27.0 | 54 | 1 |
| 10/10 | Baltimore | 4 | 19 | 4.8 | 14 | 0 | 4 | 34 | 8.5 | 12 | 0 | 5 | 23 | 4.6 | 16 | 0 |
| 10/17 | @New Orleans | 1 | 5 | 5.0 | 5 | 0 | 3 | 41 | 13.7 | 17 | 1 | 1 | 12 | 12.0 | 12 | 0 |
| 10/31 | St. Louis | 2 | 38 | 19.0 | 25 | 0 | 2 | 19 | 9.5 | 16 | 0 | 3 | 35 | 11.7 | 17 | 1 |
| 11/7 | @Miami | 3 | 15 | 5.0 | 16 | 0 | 3 | 32 | 10.7 | 16 | 0 | 2 | 20 | 10.0 | 14 | 0 |
| 11/14 | @Cincinnati | 2 | 1 | 0.5 | 2 | 0 | 4 | 39 | 9.8 | 12 | 0 | 0 | 0 | 0.0 | 0 | 0 |
| 11/21 | Pittsburgh | 5 | 25 | 5.0 | 7 | 0 | 2 | 27 | 13.5 | 21 | 0 | 1 | 9 | 9.0 | 9 | 0 |
| 11/28 | @Cleveland | 3 | 27 | 9.0 | 14 | 0 | 4 | 42 | 10.5 | 15 | 0 | 3 | 21 | 7.0 | 10 | 0 |
| 12/5 | @Baltimore | 10 | 87 | 8.7 | 32 | 0 | 1 | 6 | 6.0 | 6 | 0 | 5 | 44 | 8.8 | 13 | 0 |
| 12/9 | Oakland | 3 | 36 | 12.0 | 23 | 0 | 1 | 4 | 4.0 | 4 | 0 | 6 | 50 | 8.3 | 20 | 0 |
| 12/19 | Atlanta | 2 | 29 | 14.5 | 16 | 0 | 1 | 4 | 4.0 | 4 | 0 | 4 | 26 | 6.5 | 9 | 0 |
| 12/26 | Jacksonville | 9 | 64 | 7.1 | 17 | 0 | 5 | 58 | 11.6 | 25 | 1 | 3 | 37 | 12.3 | 17 | 0 |
| 1/2 | Pittsburgh | 5 | 80 | 16.0 | 26 | 2 | 2 | 34 | 17.0 | 21 | 0 | 0 | 0 | 0.0 | 0 | 0 |
| 1999 Totals: | | 69 | 641 | 9.3 | 35 | 2 | 54 | 658 | 12.2 | 47 | 4 | 47 | 458 | 9.7 | 35 | 4 |

| Date | Opponent | Y. THIGPEN | | | | | J. HARRIS | | | | | C. SANDERS | | | | |
|---------------------|----------------|--------------|------------|-------------|-----------|----------|-----------|------------|-------------|-----------|----------|------------|------------|-------------|-----------|----------|
| | | No | Yds | Avg | Lg | TD | No | Yds | Avg | Lg | TD | No | Yds | Avg | Lg | TD |
| 9/12 | Cincinnati | 4 | 74 | 18.5 | 31 | 0 | INACTIVE | | | | | 2 | 17 | 8.5 | 9 | 0 |
| 9/19 | Cleveland | 6 | 84 | 14.0 | 21 | 1 | 2 | 16 | 8.0 | 9 | 0 | 2 | 27 | 13.5 | 16 | 0 |
| 9/26 | @Jacksonville | 2 | 42 | 21.0 | 31 | 0 | 0 | 0 | 0.0 | 0 | 0 | 0 | 0 | 0.0 | 0 | 0 |
| 10/3 | @San Francisco | 6 | 143 | 23.8 | 35 | 1 | INACTIVE | | | | | 1 | 32 | 32.0 | 32 | 0 |
| 10/10 | Baltimore | 5 | 99 | 19.8 | 28 | 1 | INACTIVE | | | | | 0 | 0 | 0.0 | 0 | 0 |
| 10/17 | @New Orleans | DID NOT PLAY | | | | | INACTIVE | | | | | 2 | 16 | 8.0 | 8 | 0 |
| 10/31 | St. Louis | 2 | 49 | 24.5 | 34 | 0 | 0 | 0 | 0.0 | 0 | 0 | 3 | 44 | 14.7 | 19 | 0 |
| 11/7 | @Miami | 5 | 60 | 12.0 | 21 | 0 | 5 | 32 | 6.4 | 17 | 0 | 1 | 40 | 40.0 | 40 | 0 |
| 11/14 | @Cincinnati | 2 | 30 | 15.0 | 20 | 0 | 3 | 21 | 7.0 | 13 | 0 | 0 | 0 | 0.0 | 0 | 0 |
| 11/21 | Pittsburgh | INACTIVE | | | | | 3 | 16 | 5.3 | 7 | 0 | 1 | 46 | 46.0 | 46 | 0 |
| 11/28 | @Cleveland | INACTIVE | | | | | 3 | 44 | 14.7 | 27 | 0 | 0 | 0 | 0.0 | 0 | 0 |
| 12/5 | @Baltimore | INACTIVE | | | | | 4 | 52 | 13.0 | 25 | 0 | 4 | 50 | 12.5 | 22 | 0 |
| 12/9 | Oakland | INACTIVE | | | | | 0 | 0 | 0.0 | 0 | 0 | 0 | 0 | 0.0 | 0 | 0 |
| 12/19 | Atlanta | INACTIVE | | | | | 0 | 0 | 0.0 | 0 | 0 | 5 | 100 | 20.0 | 48 | 1 |
| 12/26 | Jacksonville | 2 | 17 | 8.5 | 15 | 1 | 3 | 72 | 24.0 | 62 | 1 | 1 | 5 | 5.0 | 5 | 0 |
| 1/2 | Pittsburgh | 4 | 50 | 12.5 | 19 | 0 | 0 | 0 | 0.0 | 0 | 0 | 1 | 3 | 3.0 | 3 | 0 |
| 1999 Totals: | | 38 | 648 | 17.1 | 35 | 4 | 26 | 297 | 11.4 | 62 | 1 | 20 | 336 | 16.8 | 48 | 1 |



RB Eddie George



QB Steve McNair



TE Frank Wycheck

1999 GAME-BY-GAME RECEIVING

| Date | Opponent | I. BYRD | | | | | M. ROAN | | | | | R. THOMAS | | | | |
|---------------------|----------------|-----------|------------|-------------|-----------|----------|----------|-----------|-------------|-----------|----------|-----------|-----------|------------|-----------|----------|
| | | No | Yds | Avg | Lg | TD | No | Yds | Avg | Lg | TD | No | Yds | Avg | Lg | TD |
| 9/12 | Cincinnati | INACTIVE | | | | | 0 | 0 | 0.0 | 0 | 0 | 0 | 0 | 0.0 | 0 | 0 |
| 9/19 | Cleveland | INACTIVE | | | | | 1 | 9 | 9.0 | 9 | 0 | 2 | 15 | 7.5 | 9 | 0 |
| 9/26 | @Jacksonville | INACTIVE | | | | | 1 | 12 | 12.0 | 12 | 1 | 1 | 1 | 1.0 | 1 | 0 |
| 10/3 | @San Francisco | INACTIVE | | | | | 3 | 24 | 8.0 | 17 | 0 | 0 | 0 | 0.0 | 0 | 0 |
| 10/10 | Baltimore | 3 | 22 | 7.3 | 10 | 0 | 1 | 7 | 7.0 | 7 | 0 | 0 | 0 | 0.0 | 0 | 0 |
| 10/17 | @New Orleans | 1 | 4 | 4.0 | 4 | 0 | 0 | 0 | 0.0 | 0 | 0 | 0 | 0 | 0.0 | 0 | 0 |
| 10/31 | St. Louis | 0 | 0 | 0.0 | 0 | 0 | INACTIVE | | | | | 0 | 0 | 0.0 | 0 | 0 |
| 11/7 | @Miami | 0 | 0 | 0.0 | 0 | 0 | INACTIVE | | | | | 2 | 4 | 2.0 | 3 | 0 |
| 11/14 | @Cincinnati | 1 | 12 | 12.0 | 12 | 0 | INACTIVE | | | | | 0 | 0 | 0.0 | 0 | 0 |
| 11/21 | Pittsburgh | 0 | 0 | 0.0 | 0 | 0 | INACTIVE | | | | | 0 | 0 | 0.0 | 0 | 0 |
| 11/28 | @Cleveland | 0 | 0 | 0.0 | 0 | 0 | INACTIVE | | | | | 0 | 0 | 0.0 | 0 | 0 |
| 12/5 | @Baltimore | 2 | 32 | 16.0 | 17 | 0 | 0 | 0 | 0.0 | 0 | 0 | 3 | 26 | 8.7 | 15 | 0 |
| 12/9 | Oakland | 1 | 11 | 11.0 | 11 | 0 | 1 | 13 | 13.0 | 13 | 0 | 0 | 0 | 0.0 | 0 | 0 |
| 12/19 | Atlanta | 2 | 84 | 42.0 | 61 | 1 | 0 | 0 | 0.0 | 0 | 0 | 1 | 26 | 26.0 | 26 | 0 |
| 12/26 | Jacksonville | 2 | 71 | 35.5 | 65 | 1 | 1 | 4 | 4.0 | 4 | 1 | 0 | 0 | 0.0 | 0 | 0 |
| 1/2 | Pittsburgh | 2 | 25 | 12.5 | 15 | 0 | 1 | 24 | 24.0 | 24 | 1 | 0 | 0 | 0.0 | 0 | 0 |
| 1999 Totals: | | 14 | 261 | 18.6 | 61 | 2 | 9 | 93 | 10.3 | 25 | 3 | 9 | 72 | 8.0 | 26 | 0 |

| Date | Opponent | D. MASON | | | | | L. NEAL | | | | | J. KENT | | | | |
|---------------------|----------------|----------|-----------|-------------|-----------|----------|----------|-----------|------------|----------|----------|----------|-----------|-------------|-----------|----------|
| | | No | Yds | Avg | Lg | TD | No | Yds | Avg | Lg | TD | No | Yds | Avg | Lg | TD |
| 9/12 | Cincinnati | INACTIVE | | | | | 0 | 0 | 0.0 | 0 | 0 | 0 | 0 | 0.0 | 0 | 0 |
| 9/19 | Cleveland | INACTIVE | | | | | 0 | 0 | 0.0 | 0 | 0 | 0 | 0 | 0.0 | 0 | 0 |
| 9/26 | @Jacksonville | 0 | 0 | 0.0 | 0 | 0 | 0 | 0 | 0.0 | 0 | 0 | INACTIVE | | | | |
| 10/3 | @San Francisco | 0 | 0 | 0.0 | 0 | 0 | 0 | 0 | 0.0 | 0 | 0 | 0 | 0 | 0.0 | 0 | 0 |
| 10/10 | Baltimore | 1 | 4 | 4.0 | 4 | 0 | 1 | 8 | 8.0 | 8 | 0 | INACTIVE | | | | |
| 10/17 | @New Orleans | 1 | 31 | 31.0 | 31 | 0 | 3 | 15 | 5.0 | 8 | 1 | INACTIVE | | | | |
| 10/31 | St. Louis | 0 | 0 | 0.0 | 0 | 0 | 1 | 1 | 1.0 | 1 | 1 | INACTIVE | | | | |
| 11/7 | @Miami | 0 | 0 | 0.0 | 0 | 0 | 1 | 2 | 2.0 | 2 | 0 | INACTIVE | | | | |
| 11/14 | @Cincinnati | 0 | 0 | 0.0 | 0 | 0 | 0 | 0 | 0.0 | 0 | 0 | 0 | 0 | 0.0 | 0 | 0 |
| 11/21 | Pittsburgh | 0 | 0 | 0.0 | 0 | 0 | 1 | 1 | 1.0 | 1 | 0 | 1 | 25 | 25.0 | 25 | 0 |
| 11/28 | @Cleveland | 3 | 28 | 9.3 | 20 | 0 | 0 | 0 | 0.0 | 0 | 0 | 2 | 17 | 8.5 | 11 | 0 |
| 12/5 | @Baltimore | 2 | 18 | 9.0 | 12 | 0 | 0 | 0 | 0.0 | 0 | 0 | 0 | 0 | 0.0 | 0 | 0 |
| 12/9 | Oakland | 0 | 0 | 0.0 | 0 | 0 | 0 | 0 | 0.0 | 0 | 0 | 0 | 0 | 0.0 | 0 | 0 |
| 12/19 | Atlanta | 1 | 8 | 8.0 | 8 | 0 | 0 | 0 | 0.0 | 0 | 0 | 0 | 0 | 0.0 | 0 | 0 |
| 12/26 | Jacksonville | 0 | 0 | 0.0 | 0 | 0 | 0 | 0 | 0.0 | 0 | 0 | INACTIVE | | | | |
| 1/2 | Pittsburgh | 0 | 0 | 0.0 | 0 | 0 | 0 | 0 | 0.0 | 0 | 0 | INACTIVE | | | | |
| 1999 Totals: | | 8 | 89 | 11.1 | 31 | 0 | 7 | 27 | 3.9 | 8 | 2 | 3 | 42 | 14.0 | 25 | 0 |

1999 GAME-BY-GAME PUNTING

| Date | Opponent | No | Yds | Avg | Net | TB | In 20 | Lg | B |
|---------------------|----------------|-----------|-------------|-------------|-------------|----------|-----------|-----------|----------|
| 9/12 | Cincinnati | 2 | 93 | 46.5 | 35.5 | 1 | 0 | 47 | 0 |
| 9/19 | Cleveland | 4 | 159 | 39.8 | 39.0 | 0 | 3 | 52 | 0 |
| 9/26 | @Jacksonville | 6 | 222 | 37.0 | 34.7 | 0 | 3 | 48 | 0 |
| 10/3 | @San Francisco | 5 | 203 | 40.6 | 29.2 | 1 | 2 | 53 | 0 |
| 10/10 | Baltimore | 9 | 400 | 44.4 | 42.2 | 0 | 3 | 59 | 0 |
| 10/17 | @New Orleans | 5 | 241 | 48.2 | 40.2 | 0 | 3 | 68 | 0 |
| 10/31 | St. Louis | 9 | 410 | 45.6 | 38.0 | 0 | 2 | 65 | 0 |
| 11/7 | @Miami | 6 | 231 | 38.5 | 35.7 | 0 | 2 | 46 | 0 |
| 11/14 | @Cincinnati | 7 | 300 | 42.9 | 42.3 | 0 | 3 | 51 | 0 |
| 11/21 | Pittsburgh | 6 | 244 | 40.7 | 36.7 | 1 | 3 | 54 | 0 |
| 11/28 | @Cleveland | 4 | 191 | 47.8 | 45.5 | 0 | 2 | 59 | 0 |
| 12/5 | @Baltimore | 6 | 275 | 45.8 | 36.7 | 0 | 1 | 52 | 0 |
| 12/9 | Oakland | 4 | 122 | 30.5 | 30.5 | 0 | 2 | 41 | 0 |
| 12/19 | Atlanta | 7 | 311 | 44.4 | 39.3 | 0 | 2 | 59 | 0 |
| 12/26 | Jacksonville | 4 | 160 | 40.0 | 38.3 | 0 | 1 | 43 | 0 |
| 1/2 | Pittsburgh | 6 | 285 | 44.2 | 40.5 | 0 | 3 | 78 | 0 |
| 1999 Totals: | | 90 | 3827 | 42.5 | 38.1 | 3 | 35 | 78 | 0 |



P Craig Hentrich

1999 REGULAR SEASON PLAYER PARTICIPATION

| NAME/AWEEK | 1 | 2 | 3 | 4 | 5 | 6 | 7 | 8 | 9 | 10 | 11 | 12 | 13 | 14 | 15 | 16 |
|-------------------|-----|-----|-----|-----|-----|-----|-----|-----|-----|-----|-----|-----|-----|-----|-----|-----|
| Blaine Bishop | SS | SS | SS | SS | SS | IA | SS | SS | SS | SS | SS | SS | SS | SS | SS | SS |
| Joe Bowden | RLB | RLB | RLB | IA | RLB | RLB | RLB | RLB | RLB | RLB | RLB | RLB | RLB | RLB | RLB | RLB |
| Larry Brown | P | PS | PS | P | P | P | P | P | P | P | P | IA | IA | IA | IA | IA |
| Isaac Byrd | IA | IA | IA | IA | P | WR | P | P | P | WR | WR | WR | WR | WR | P | P |
| Doug Colman | P | P | P | P | P | P | P | P | P | P | P | P | P | LB | P | P |
| Kevin Daft | IA | DNP | DNP | DNP | DNP | DNP | IA | IA | IA | IA | IA | IA | IA | IA | IA | IA |
| Al Del Greco | P | P | P | P | P | P | P | P | P | P | P | P | P | P | P | P |
| Anthony Dorsett | P | P | P | P | P | P | P | P | P | P | P | P | P | P | P | FS |
| Kevin Dyson | WR | WR | WR | WR | WR | WR | WR | WR | WR | WR | WR | WR | WR | WR | WR | WR |
| Josh Evans | SUS | SUS | SUS | SUS | P | LDT | LDT | LDT | LDT | LDT | LDT | LDT | LDT | IA | LDT | LDT |
| Greg Favors | IA | P | P | P | P | P | P | P | P | P | P | P | P | P | P | P |
| Jason Fisk | RDT | RDT | RDT | RDT | RDT | RDT | RDT | RDT | RDT | RDT | RDT | RDT | RDT | RDT | RDT | RDT |
| Henry Ford | RDE | RDE | RDE | RDE | RDE | RDE | RDE | RDE | RDE | IA | IA | IA | IA | P | P | P |
| Mike Frederick | P | P | P | P | P | P | P | P | IA | P | P | P | P | P | IA | IA |
| Eddie George | RB | RB | RB | RB | RB | RB | RB | RB | RB | RB | RB | RB | RB | RB | RB | RB |
| Spencer George | P | P | P | P | P | P | P | IA | IA | IA | IA | IA | IA | IA | IA | P |
| Phil Glover | IA | IA | IA | P | IA | IA | IA | IA | IA | IA | IA | IA | IA | IA | IA | IA |
| Jackie Harris | IA | P | P | IA | IA | IA | P | P | P | P | P | TE | P | P | P | P |
| Craig Hentrich | P | P | P | P | P | P | P | P | P | P | P | P | P | P | P | P |
| Kenny Holmes | P | IA | P | P | P | P | IA | P | P | RDE | RDE | RDE | RDE | RDE | RDE | RDE |
| Brad Hopkins | LT | LT | LT | LT | LT | LT | LT | LT | LT | LT | LT | LT | LT | LT | LT | LT |
| Steve Jackson | IA | IA | IA | IA | IA | P | P | P | IA | IA | P | P | P | P | P | IA |
| Mike Jones | LDT | LDT | LDT | IA | IA | IA | IA | IA | P | P | P | P | P | P | P | P |
| Jevon Kearse | LDE | LDE | LDE | LDE | LDE | LDE | LDE | LDE | LDE | LDE | LDE | LDE | LDE | LDE | LDE | LDE |
| Joey Kent | P | P | IA | P | IA | IA | IA | IA | IA | P | P | P | P | P | IA | IA |
| Terry Killens | P | P | P | RLB | P | P | P | P | P | P | P | P | P | P | P | P |
| Jason Layman | IA | P | P | LG | P | P | P | P | P | P | P | P | P | P | P | P |
| Kevin Long | P | P | P | P | C | C | C | C | C | C | C | C | C | C | C | C |
| Derrick Mason | IA | IA | DNP | P | P | P | P | P | P | P | P | P | P | P | P | P |
| Jason Mathews | DNP | IA | DNP | DNP | DNP | DNP | DNP | P | DNP | P | P | P | P | IA | IA | IA |
| Bruce Matthews | C | C | C | C | LG | LG | LG | LG | LG | LG | LG | LG | LG | LG | LG | LG |
| George McCullough | P | P | IA | IA | IA | IA | IA | DNP | P | P | IA | IA | IA | IA | IA | P |
| Steve McNair | QB | IA | IA | IA | IA | IA | QB | QB | QB | QB | QB | QB | QB | QB | QB | QB |
| Donald Mitchell | P | P | P | P | P | P | P | P | P | P | P | P | P | P | P | P |
| Lorenzo Neal | P | FB | FB | FB | FB | FB | FB | FB | FB | FB | FB | P | FB | FB | FB | FB |
| Neil O'Donnell | DNP | QB | QB | QB | QB | QB | DNP | DNP | DNP | DNP | DNP | P | DNP | DNP | P | P |
| Benji Olson | RG | RG | RG | RG | RG | RG | RG | RG | RG | RG | RG | RG | RG | RG | RG | RG |
| Craig Page | PS | PS | PS | PS | PS | PS | PS | PS | PS | PS | PS | PS | PS | PS | PS | PS |
| Perry Phenix | P | P | P | P | P | SS | P | P | P | P | P | P | P | P | P | P |
| Zach Piller | P | P | IA | IA | P | P | IA | IA | IA | IA | IA | P | DNP | P | P | P |
| Roell Preston | FA | P | P | N | N | N | N | N | N | N | N | N | N | N | N | N |
| Michael Roan | TE | P | P | P | P | P | IA | IA | IA | IA | IA | P | P | P | P | P |
| Marcus Robertson | FS | FS | FS | FS | FS | FS | FS | FS | FS | FS | FS | FS | FS | FS | FS | FS |
| Eddie Robinson | LLB | LLB | LLB | LLB | LLB | LLB | LLB | LLB | LLB | LLB | LLB | LLB | LLB | LLB | LLB | LLB |
| Samari Rolle | RCB | RCB | RCB | RCB | RCB | RCB | RCB | RCB | RCB | RCB | RCB | RCB | RCB | RCB | RCB | RCB |
| Jon Runyan | RT | RT | RT | RT | RT | RT | RT | RT | RT | RT | RT | RT | RT | RT | RT | RT |
| Joe Salave'a | P | P | IA | P | IA | IA | P | IA | P | P | P | IA | IA | P | P | P |
| Chris Sanders | P | P | P | P | P | P | P | P | P | P | P | P | P | P | P | P |
| Scott Sanderson | LG | LG | LG | DNP | IR | IR | IR | IR | IR | IR | IR | IR | IR | IR | IR | IR |
| Dainon Sidney | P | LCB | P | P | P | P | P | P | P | P | P | DB | P | P | P | P |
| Yancey Thigpen | WR | WR | WR | WR | WR | DNP | WR | WR | WR | IA | IA | IA | IA | IA | WR | WR |
| Rodney Thomas | P | P | P | P | P | P | P | P | P | P | P | P | P | P | P | P |
| John Thornton | P | P | P | LDT | LDT | P | P | P | P | P | P | P | P | LDT | P | P |
| Denard Walker | LCB | IA | LCB | LCB | LCB | LCB | LCB | LCB | LCB | LCB | LCB | LCB | LCB | P | LCB | LCB |
| Barron Wortham | MLB | MLB | MLB | MLB | MLB | MLB | MLB | MLB | MLB | MLB | P | MLB | MLB | MLB | MLB | MLB |
| Frank Wycheck | TE | TE | TE | TE | TE | TE | TE | TE | TE | TE | TE | TE | TE | TE | TE | TE |

1999 PRESEASON STATISTICS

WON 1, LOST 3

| | | | | |
|------|---|-------|---------------|--------|
| 8/15 | L | 20-22 | @ Kansas City | 75,172 |
| 8/20 | L | 17-27 | @ Arizona | 39,641 |
| 8/27 | W | 17-3 | ATLANTA | 65,729 |
| 9/2 | L | 11-12 | NEW ORLEANS | 63,634 |

| | Titans | Opponents |
|--------------------------|---------|-----------|
| TOTAL FIRST DOWNS | 80 | 61 |
| Rushing | 23 | 22 |
| Passing | 47 | 32 |
| Penalty | 10 | 7 |
| 3rd Down: Made/Att. | 23/63 | 17/52 |
| 3rd Down Pct. | 36.5 | 32.7 |
| 4th Down: Made/Att. | 4/6 | 0/6 |
| 4th Down Pct. | 66.7 | 0.0 |
| POSSESSION AVG. | 33:42 | 26:18 |
| TOTAL NET YARDS | 1241 | 920 |
| Avg. Per Game | 310.3 | 230 |
| Total Plays | 282 | 233 |
| Avg. Per Play | 4.4 | 3.9 |
| NET YARDS RUSHING | 422 | 317 |
| Avg. Per Game | 103.3 | 79.3 |
| Total Rushes | 84 | 100 |
| Avg. Per Play | 5.0 | 3.2 |
| NET YARDS PASSING | 819 | 603 |
| Avg. Per Game | 204.8 | 150.8 |
| Sacks/ Yards Lost | 10/65 | 10/55 |
| Gross Yards | 884 | 658 |
| Att./Completions | 153/83 | 123/62 |
| Completion Pct. | 54.2 | 50.4 |
| Had Intercepted | 7 | 4 |
| PUNTS/AVERAGE | 19/39.2 | 19/43.6 |
| NET PUNTING AVG. | 19/35.3 | 19/38.5 |
| PENALTIES/YARDS | 36/274 | 35/231 |
| FUMBLES/BALL LOST | 5/3 | 7/4 |
| TOUCHDOWNS | 6 | 8 |
| Rushing | 3 | 3 |
| Passing | 3 | 3 |
| Returns | 0 | 2 |

| SCORE BY PERIODS | 1 | 2 | 3 | 4 | OT | TP |
|------------------|----|----|----|----|----|----|
| TITANS | 20 | 21 | 7 | 17 | 0 | 65 |
| OPPONENTS | 9 | 17 | 13 | 25 | 0 | 64 |

| SCORING | TD | RU | PA | RT | PAT | FG | S | TP |
|---------------|----|----|----|----|-----|------|---|----|
| DelGreco | 0 | 0 | 0 | 0 | 5/5 | 7/9 | 0 | 26 |
| E. George | 2 | 2 | 0 | 0 | | | | 12 |
| Archie | 1 | 1 | 0 | 0 | | | | 6 |
| Byrd | 1 | 0 | 1 | 0 | | | | 6 |
| Harris | 1 | 0 | 1 | 0 | | | | 6 |
| Kent | 1 | 0 | 1 | 0 | | | | 6 |
| <u>Bloom</u> | 0 | 0 | 0 | 0 | 1/1 | 0/1 | 0 | 1 |
| TITANS | 6 | 3 | 3 | 0 | 6/6 | 7/10 | 0 | 65 |
| OPP | 8 | 3 | 3 | 2 | 5/6 | 3/6 | 1 | 64 |

SACKS: Evans 2.0, Jones 2.0, Ford 1.0, Kears 1.0, Killens 1.0, McCullough 1.0, Salave'a 1.0, Ward 1.0.
TITANS: 10.0, **OPPONENTS** 10.0

RUSHING

| | No. | Yds. | Avg. | Long | TD |
|------------------|-----|------|------|------|----|
| E. George | 31 | 132 | 4.3 | 18 | 2 |
| Archie | 32 | 120 | 3.8 | 23 | 1 |
| S. George | 27 | 80 | 3.0 | 14 | 0 |
| Thomas | 19 | 47 | 2.5 | 12 | 0 |
| McNair | 4 | 32 | 8.0 | 16 | 0 |
| Daft | 2 | 8 | 4.0 | 5 | 0 |
| S. Matthews | 2 | 2 | 1.0 | 4 | 0 |
| Neal | 1 | 1 | 1.0 | 1 | 0 |
| <u>O'Donnell</u> | 1 | 0 | 0.0 | 0 | 0 |
| TITANS | 119 | 422 | 3.5 | 23 | 3 |
| OPP | 100 | 317 | 3.2 | 23 | 3 |

RECEIVING

| | No. | Yds. | Avg. | Long | TD |
|------------------|-----|------|------|------|----|
| Sanders | 12 | 161 | 12.6 | 37 | 0 |
| Thigpen | 9 | 168 | 18.7 | 48 | 0 |
| Mason | 8 | 127 | 15.9 | 52 | 0 |
| Dyson | 7 | 80 | 11.4 | 22 | 0 |
| Brown | 6 | 41 | 6.8 | 15 | 0 |
| Kent | 5 | 37 | 7.4 | 13t | 1 |
| Thomas | 5 | 25 | 5.0 | 12 | 0 |
| Byrd | 4 | 66 | 16.5 | 21 | 1 |
| Wycheck | 4 | 39 | 9.8 | 14 | 0 |
| Roan | 4 | 29 | 7.3 | 23 | 0 |
| Archie | 4 | 22 | 5.5 | 9 | 0 |
| S. George | 3 | 21 | 7.0 | 11 | 0 |
| Harris | 3 | 17 | 5.7 | 9t | 1 |
| E. George | 3 | 13 | 4.3 | 6 | 0 |
| Neal | 2 | 12 | 6.0 | 9 | 0 |
| Gould | 2 | 6 | 3.0 | 6 | 0 |
| Hall | 1 | 16 | 16.0 | 16 | 0 |
| <u>A. Bryant</u> | 1 | 14 | 14.0 | 14 | 0 |
| TITANS | 83 | 884 | 10.7 | 52 | 3 |
| OPP | 62 | 658 | 10.6 | 46t | 3 |

| | No. | Yds. | Avg. | Long | TD |
|---------------|-----|------|------|------|----|
| INT'S | 1 | 30 | 30.0 | 30 | 0 |
| Mitchell | 1 | 6 | 6.0 | 6 | 0 |
| Phenix | 1 | 0 | 0.0 | 0 | 0 |
| Bishop | 1 | 0 | 0.0 | 0 | 0 |
| <u>Sidney</u> | 1 | 0 | 0.0 | 0 | 0 |
| TITANS | 4 | 36 | 9.0 | 30 | 0 |
| OPP | 7 | 119 | 17.0 | 34 | 1 |

PUNTING

| | No. | Yds. | Avg. | Net | LG |
|---------------|-----|------|------|------|----|
| Hentrich | 15 | 651 | 43.4 | 36.0 | 61 |
| <u>Bloom</u> | 3 | 94 | 31.3 | 31.3 | 32 |
| TITANS | 19 | 745 | 39.2 | 35.3 | 61 |
| OPP | 19 | 829 | 43.6 | 38.5 | 62 |

PUNT RETURNS

| | No. | Yds. | Avg. | Long | TD |
|---------------|-----|------|------|------|----|
| Hall | 7 | 55 | 7.9 | 17 | 0 |
| Byrd | 3 | 3 | 1.0 | 3 | 0 |
| TITANS | 10 | 58 | 5.8 | 17 | 0 |
| OPP | 7 | 55 | 7.9 | 42 | 0 |

KICKOFF RETURNS

| | No. | Yds. | Avg. | Long | TD |
|---------------|-----|------|------|------|----|
| Hall | 7 | 134 | 19.1 | 27 | 0 |
| Mason | 4 | 80 | 20.0 | 29 | 0 |
| Dorsett | 3 | 68 | 22.7 | 29 | 0 |
| <u>Brown</u> | 1 | 11 | 11.0 | 11 | 0 |
| TITANS | 15 | 293 | 19.5 | 29 | 0 |
| OPP | 15 | 433 | 28.9 | 93 | 1 |

1999 PRESEASON STATISTICS (CONT.)

| PASSING | Att. | Cmp | Yds | Cmp% TD | INT | LG | Sack/Lost | QB Rating |
|--------------------|-----------|----------|-----------|---------------|----------|-----------|-------------|------------|
| O'Donnell | 70 | 45 | 411 | 64.3 0 | 1 | 48 | 3/29 | 74.2 |
| Daft | 41 | 18 | 253 | 43.9 2 | 2 | 52 | 2/17 | 60.3 |
| McNair | 27 | 14 | 193 | 51.9 1 | 1 | 37 | 3/5 | 72.0 |
| <u>S. Matthews</u> | <u>15</u> | <u>6</u> | <u>27</u> | <u>40.0 0</u> | <u>3</u> | <u>15</u> | <u>2/14</u> | <u>8.3</u> |
| TITANS | 153 | 83 | 884 | 54.2 3 | 7 | 52 | 10/65 | 58.8 |
| OPP | 123 | 62 | 658 | 50.4 3 | 4 | 46t | 10/55 | 61.0 |

FIELD GOALS

| | 1-19 | 20-29 | 30-39 | 40-49 | 50+ |
|------------------|------|-------|-------|-------|-----|
| Del Greco | 0/0 | 2/2 | 3/4 | 1/2 | 1/1 |
| Bloom | 0/0 | 0/0 | 0/1 | 0/1 | 1/1 |
| TITANS | 0/0 | 2/2 | 3/5 | 1/3 | 2/2 |
| OPPONENTS | 0/0 | 2/2 | 3/4 | 0/2 | 0/0 |

Del Greco: (50G, 38G, 44WL) (44G) (21G) (23G, 33G, 31G, 32WR), Bloom (48WR) () (37WL) ()

OPPONENTS: (4GWL, 42BL) (37G, 32G) (35G) (34WL)

1999 PRESEASON DEFENSIVE STATISTICS

| | TACKLES | | | Sacks/ QB | | Tkl for | | | | |
|----------------------|------------|------------|------------|--------------|-----------|-------------|----------|-----------|----------|----------|
| | Solo | Assists | Total | Yards | Press. | loss/yds | Int. | PD | FF | FR |
| Josh Evans | 11 | 10 | 21 | 2/14 | 0 | 1/3 | 0 | 0 | 0 | 0 |
| Perry Phenix | 11 | 9 | 20 | 0 | 0 | 0 | 1 | 2 | 0 | 0 |
| Joe Bowden | 6 | 11 | 17 | 0 | 0 | 0 | 0 | 2 | 0 | 0 |
| Eddie Robinson | 10 | 6 | 16 | 0 | 0 | 0 | 0 | 0 | 0 | 0 |
| Kelvin Sigler | 12 | 4 | 16 | 0 | 0 | 0 | 0 | 0 | 0 | 0 |
| Blaine Bishop | 9 | 6 | 15 | 0 | 0 | 0 | 1 | 1 | 1 | 0 |
| Samari Rolle | 10 | 5 | 15 | 0 | 0 | 0 | 0 | 5 | 0 | 0 |
| Jason Fisk | 8 | 6 | 14 | 0 | 2 | 1/5 | 0 | 0 | 0 | 0 |
| Jevon Kearse | 7 | 5 | 12 | 1/7 | 6 | 0 | 0 | 1 | 0 | 1 |
| Henry Ford | 4 | 7 | 11 | 1/8 | 4 | 0 | 0 | 0 | 1 | 0 |
| Dainon Sidney | 8 | 3 | 11 | 0 | 0 | 0 | 1 | 4 | 0 | 0 |
| Anthony Dorsett | 7 | 3 | 10 | 0 | 0 | 0 | 0 | 1 | 0 | 0 |
| Keith Embray | 6 | 3 | 9 | 0 | 1 | 1/1 | 0 | 1 | 0 | 0 |
| John Thornton | 5 | 4 | 9 | 0 | 1 | 0 | 0 | 0 | 0 | 0 |
| Barron Wortham | 7 | 2 | 9 | 0 | 0 | 1/2 | 0 | 0 | 0 | 0 |
| Terry Killens | 3 | 5 | 8 | 1/4 | 0 | 0 | 0 | 0 | 0 | 0 |
| Marcus Robertson | 4 | 4 | 8 | 0 | 0 | 0 | 0 | 0 | 0 | 2 |
| Joe Salave'a | 5 | 3 | 8 | 1/2 | 1 | 1/4 | 0 | 0 | 0 | 0 |
| Chris Ward | 3 | 5 | 8 | 1/1 | 1 | 0 | 0 | 0 | 0 | 0 |
| Brad Ware | 2 | 6 | 8 | 0 | 0 | 1/3 | 0 | 0 | 0 | 0 |
| Terry Houzah | 5 | 2 | 7 | 0 | 0 | 0 | 0 | 0 | 0 | 0 |
| Mike Jones | 3 | 3 | 6 | 2/11 | 1 | 0 | 0 | 0 | 1 | 0 |
| George McCullough | 5 | 1 | 6 | 1/5 | 3 | 0 | 0 | 1 | 0 | 0 |
| Donald Mitchell | 6 | 0 | 6 | 0 | 0 | 0 | 1 | 5 | 0 | 0 |
| Denard Walker | 5 | 1 | 6 | 0 | 0 | 0 | 0 | 2 | 0 | 0 |
| Delaunta Cameron | 3 | 2 | 5 | 0 | 0 | 1/3 | 0 | 1 | 0 | 0 |
| Darryll Lewis | 3 | 1 | 4 | 0 | 0 | 0 | 0 | 2 | 0 | 0 |
| Phil Glover | 2 | 1 | 3 | 0 | 0 | 0 | 0 | 0 | 0 | 0 |
| Kenny Holmes | 1 | 2 | 3 | 0 | 1 | 0 | 0 | 0 | 0 | 0 |
| Albrey Battle | 1 | 1 | 2 | 0 | 0 | 0 | 0 | 0 | 0 | 0 |
| Terry Irving | 1 | 0 | 1 | 0 | 0 | 0 | 0 | 1 | 0 | 0 |
| Jose White | 0 | 1 | 1 | 0 | 0 | 0 | 0 | 0 | 0 | 1 |
| <u>Steve Jackson</u> | <u>0</u> | <u>1</u> | <u>1</u> | <u>0</u> | <u>1</u> | <u>0</u> | <u>0</u> | <u>0</u> | <u>0</u> | <u>0</u> |
| TOTALS | 173 | 123 | 296 | 10/52 | 22 | 7/21 | 4 | 29 | 3 | 4 |

1999 POSTSEASON STATISTICS

WON 3, LOST 1

| | | | | |
|------|---|-------|----------------|--------|
| 1/8 | W | 22-16 | BUFFALO | 66,782 |
| 1/16 | W | 19-16 | @Indianapolis | 57,097 |
| 1/23 | W | 33-14 | @Jacksonville | 75,208 |
| 1/30 | L | 16-23 | ST. LOUIS* | 72,625 |

*-Super Bowl XXXIV in Atlanta, Georgia

2-Pt. Conversions: TEAM 0-1, OPPO-
NENTS 0-1

SACKS: Fisk 2.5, Holmes 2.0, Kearsé
2.0, Evans 1.5, Bishop 1.0, Rolle 1.0
TEAM 10.0, OPPONENTS 5.0

| | Titans | Opp |
|--------------------------|---------------|------------|
| TOTAL FIRST DOWNS | 73 | 74 |
| Rushing | 35 | 15 |
| Passing | 30 | 49 |
| Penalty | 8 | 10 |
| 3rd Down: Made/Att. | 16/53 | 18/50 |
| 3rd Down Pct. | 30.2 | 36.0 |
| 4th Down: Made/Att. | 1/1 | 0/4 |
| 4th Down Pct. | 100.0 | 0.0 |
| POSSESSION AVG. | 33:33 | 26:27 |
| TOTAL NET YARDS | 1159 | 1320 |
| Avg. Per Game | 289.8 | 330.0 |
| Total Plays | 254 | 243 |
| Avg. Per Play | 4.6 | 5.4 |
| NET YARDS RUSHING | 672 | 373 |
| Avg. Per Game | 168.0 | 93.3 |
| Total Rushes | 142 | 86 |
| NET YARDS PASSING | 487 | 947 |
| Avg. Per Game | 121.8 | 236.8 |
| Sacks/ Yards Lost | 5/27 | 10/51 |
| Gross Yards | 514 | 998 |
| Att./Completions | 107/62 | 147/72 |
| Completion Pct. | 57.9 | 49.0 |
| Had Intercepted | 2 | 2 |
| PUNTS/AVERAGE | 20/43.9 | 20/43.1 |
| NET PUNTING AVG. | 20/40.4 | 20/37.4 |
| PENALTIES/YARDS | 23/174 | 34/279 |
| FUMBLES/BALL LOST | 9/5 | 10/5 |
| TOUCHDOWNS | 9 | 7 |
| Rushing | 6 | 4 |
| Passing | 1 | 3 |
| Returns | 2 | 0 |

| RUSHING | | | | | |
|----------------|------------|-------------|-------------|-------------|-----------|
| | <u>No.</u> | <u>Yds.</u> | <u>Avg.</u> | <u>Long</u> | <u>TD</u> |
| E. George | 108 | 449 | 4.2 | 68t | 3 |
| McNair | 30 | 209 | 7.0 | 51 | 3 |
| Thomas | 4 | 14 | 3.5 | 13 | 0 |
| TEAM | 142 | 672 | 4.7 | 68t | 6 |
| OPP | 86 | 373 | 4.3 | 44 | 4 |

| RECEIVING | | | | | |
|------------------|------------|-------------|-------------|-------------|-----------|
| | <u>No.</u> | <u>Yds.</u> | <u>Avg.</u> | <u>Long</u> | <u>TD</u> |
| Harris | 14 | 117 | 8.4 | 21 | 0 |
| Wycheck | 14 | 92 | 6.6 | 14 | 0 |
| E. George | 10 | 72 | 7.2 | 32 | 0 |
| Dyson | 8 | 82 | 10.3 | 16 | 0 |
| Thigpen | 6 | 43 | 7.2 | 9t | 1 |
| Byrd | 4 | 40 | 10.0 | 21 | 0 |
| Sanders | 3 | 49 | 16.3 | 28 | 0 |
| Mason | 2 | 18 | 9.0 | 9 | 0 |
| Neal | 1 | 1 | 1.0 | 1 | 0 |
| TEAM | 62 | 514 | 8.3 | 32 | 0 |
| OPP | 72 | 998 | 13.9 | 73t | 3 |

| SCORE BY PERIODS | 1 | 2 | 3 | 4 | OT | PTS |
|-------------------------|----|----|----|----|----|-----|
| TITANS | 7 | 21 | 29 | 33 | 0 | 90 |
| OPONENTS | 13 | 19 | 14 | 23 | 0 | 69 |

| SCORING | TD | RU | PA | RT | PAT | FG | S | TP |
|----------------|----|----|----|----|-----|------|---|----|
| Del Greco | 0 | 0 | 0 | 0 | 8/8 | 8/11 | 0 | 32 |
| E. George | 3 | 3 | 0 | 0 | 0 | 0 | 0 | 18 |
| McNair | 3 | 3 | 0 | 0 | 0 | 0 | 0 | 18 |
| Dyson | 1 | 0 | 0 | 1a | 0 | 0 | 0 | 6 |
| Mason | 1 | 0 | 0 | 1b | 0 | 0 | 0 | 6 |
| Thigpen | 1 | 0 | 1 | 0 | 0 | 0 | 0 | 6 |
| Kearsé | 1 | 0 | 0 | 0 | 0 | 0 | 1 | 2 |
| TITANS | 9 | 6 | 1 | 2 | 8/8 | 8/11 | 2 | 90 |
| OPP | 7 | 4 | 3 | 0 | 6/6 | 7/8 | 0 | 69 |

Safeties: Titans 2 (vs. BUF, 1/8; @ JAC, 1/23). Opp. 0
a-75-yard kickoff return (vs. BUF, 1/8)
b-80-yard kickoff return (@ JAC, 1/23)

| INTERCEPTIONS | | | | | |
|----------------------|------------|-------------|------------|-------------|-----------|
| | <u>No.</u> | <u>Yds.</u> | <u>Avg</u> | <u>Long</u> | <u>TD</u> |
| Mitchell | 1 | 0 | 0.0 | 0 | 0 |
| Robertson | 1 | 0 | 0.0 | 0 | 0 |
| TEAM | 2 | 0 | 0.0 | 0 | 0 |
| OPP | 2 | 9 | 4.5 | 8 | 0 |

| PASSING | <u>Att.</u> | <u>Cmp</u> | <u>Yds</u> | <u>Cmp%</u> | <u>TD</u> | <u>INT</u> | <u>LG</u> | <u>Sack/Lost</u> | <u>QB Rating</u> |
|----------------|-------------|------------|------------|-------------|-----------|------------|-----------|------------------|------------------|
| McNair | 107 | 62 | 514 | 57.9 | 1 | 2 | 32 | 5/27 | 65.7 |
| TEAM | 107 | 62 | 514 | 57.9 | 1 | 2 | 32 | 5/27 | 65.7 |
| OPP | 147 | 72 | 998 | 49.0 | 3 | 2 | 73t | 10/51 | 72.3 |

| PUNTING | <u>No</u> | <u>Yds</u> | <u>Avg</u> | <u>Net</u> | <u>TB</u> | <u>In</u> | <u>LG</u> | <u>B</u> |
|----------------|-----------|------------|------------|------------|-----------|-----------|-----------|----------|
| Hentrich | 20 | 877 | 43.9 | 40.5 | 1 | 7 | 57 | 0 |
| TEAM | 20 | 877 | 43.9 | 40.5 | 1 | 7 | 57 | 0 |
| OPP | 20 | 861 | 43.1 | 37.4 | 1 | 4 | 57 | 0 |

| PUNT RETURNS | <u>Ret</u> | <u>FC</u> | <u>Yds</u> | <u>Avg</u> | <u>Long</u> | <u>TD</u> |
|---------------------|------------|-----------|------------|------------|-------------|-----------|
| Mason | 11 | 4 | 76 | 7.1 | 19 | 0 |
| Byrd | 1 | 0 | 16 | 16.0 | 16 | 0 |
| TEAM | 12 | 4 | 94 | 7.8 | 19 | 0 |
| OPP | 10 | 5 | 48 | 4.8 | 24 | 0 |

1999 SEASON



1999 POSTSEASON STATISTICS (CONT.)

| KICKOFF RETURNS | No | Yds | Avg | Long | TD |
|-----------------|----------|----------|------------|----------|----------|
| Mason | 13 | 437 | 33.6 | 80t | 1 |
| Byrd | 2 | 23 | 11.5 | 23 | 0 |
| Dyson | 1 | 75 | 75.0 | 75t | 1 |
| Neal | 0 | 1 | --- | 1 | 0 |
| <u>Wycheck</u> | <u>0</u> | <u>0</u> | <u>---</u> | <u>0</u> | <u>0</u> |
| TEAM | 16 | 536 | 33.5 | 80t | 2 |
| OPP | 20 | 295 | 14.8 | 33 | 0 |

| FIELD GOALS | 1-19 | 20-29 | 30-39 | 40-49 | 50+ |
|------------------|------------|------------|------------|------------|------------|
| <u>Del Greco</u> | <u>0/0</u> | <u>1/1</u> | <u>3/3</u> | <u>4/7</u> | <u>0/0</u> |
| TITANS | 0/0 | 1/1 | 3/3 | 4/7 | 0/0 |
| OPPONENTS | 0/0 | 3/3 | 1/2 | 3/3 | 0/0 |

Del Greco: (43N, 40G, 36G), (49G, 37G, 25G, 43G), (34G), (47N, 47B, 43G)

OPPONENTS: (41G), (40G, 40G, 34G), (), (27G, 34N, 29G, 28G)

1999 POSTSEASON DEFENSIVE STATISTICS

| Player | Tackles | Solo | Asst. | Sacks | Press. | TFL | INT | PD | FF | FR |
|---------------------|------------|-----------|------------|----------|-----------|----------|----------|-----------|----------|----------|
| Blaine Bishop | 24 | 4 | 28 | 1 | 0 | 0 | 0 | 4 | 1 | 0 |
| Eddie Robinson | 19 | 8 | 27 | 0 | 1 | 2/2 | 0 | 2 | 2 | 0 |
| Denard Walker | 15 | 2 | 17 | 0 | 0 | 0 | 0 | 7 | 0 | 0 |
| Josh Evans | 11 | 5 | 16 | 1.5 | 2 | 0 | 0 | 0 | 0 | 0 |
| Joe Bowden | 11 | 4 | 15 | 0 | 3 | 0 | 0 | 0 | 0 | 0 |
| Dainon Sidney | 15 | 0 | 15 | 0 | 0 | 0 | 0 | 2 | 1 | 0 |
| Jason Fisk | 8 | 5 | 13 | 2.5 | 1 | 0 | 0 | 1 | 0 | 1 |
| Jevon Kearse | 10 | 3 | 13 | 2 | 2 | 1/3 | 0 | 5 | 2 | 1 |
| Marcus Roberston | 13 | 0 | 13 | 0 | 0 | 0 | 1/0 | 2 | 0 | 0 |
| Samari Rolle | 11 | 2 | 13 | 1 | 0 | 0 | 0 | 3 | 0 | 0 |
| Barron Wortham | 9 | 2 | 11 | 0 | 0 | 0 | 0 | 0 | 0 | 1 |
| Anthony Dorsett | 3 | 4 | 7 | 0 | 0 | 0 | 0 | 1 | 0 | 0 |
| Kenny Holmes | 4 | 3 | 7 | 2 | 7 | 0 | 0 | 0 | 1 | 0 |
| Terry Killens | 2 | 2 | 4 | 0 | 0 | 0 | 0 | 0 | 0 | 0 |
| Donald Mitchell | 3 | 1 | 4 | 0 | 0 | 0 | 1/0 | 3 | 0 | 0 |
| John Thornton | 2 | 2 | 4 | 0 | 0 | 0 | 0 | 0 | 0 | 0 |
| Doug Colman | 2 | 1 | 3 | 0 | 0 | 0 | 0 | 0 | 0 | 0 |
| Henry Ford | 1 | 2 | 3 | 0 | 2 | 0 | 0 | 0 | 0 | 0 |
| Steve Jackson | 2 | 1 | 3 | 0 | 0 | 0 | 0 | 1 | 0 | 0 |
| Mike Jones | 1 | 1 | 2 | 0 | 1 | 0 | 0 | 0 | 0 | 0 |
| Joe Salave'a | 2 | 0 | 2 | 0 | 1 | 0 | 0 | 0 | 0 | 0 |
| <u>Perry Phenix</u> | <u>1</u> | <u>0</u> | <u>1</u> | <u>0</u> | <u>0</u> | <u>0</u> | <u>0</u> | <u>0</u> | <u>0</u> | <u>0</u> |
| TOTALS | 169 | 52 | 221 | 9 | 20 | 3 | 2 | 21 | 7 | 4 |

1999 SPECIAL TEAMS TACKLES (POST-SEASON)

| Name | Solo | Assist | Total | Barron Wortham | 2 | 0 | 2 | | |
|-----------------|------|--------|-------|------------------------|-----------|-----------|------------|-----------|-------------|
| Terry Killens | 5 | 0 | 5 | Kevin Long | 1 | 0 | 1 | | |
| Doug Colman | 3 | 1 | 4 | George McCullough | 1 | 0 | 1 | | |
| Steve Jackson | 4 | 0 | 4 | <u>Lorenzo Neal</u> | <u>1</u> | <u>0</u> | <u>1</u> | | |
| Greg Favors | 3 | 0 | 3 | TOTALS | 31 | 1 | 32 | | |
| Donald Mitchell | 3 | 0 | 3 | | | | | | |
| Isaac Byrd | 2 | 0 | 2 | MISCELLANEOUS | FF | FR | PAT | FG | PUNT |
| Anthony Dorsett | 2 | 0 | 2 | Isaac Byrd | 0 | 1 | 0 | 0 | 0 |
| Craig Hentrich | 2 | 0 | 2 | <u>Donald Mitchell</u> | <u>0</u> | <u>1</u> | <u>0</u> | <u>0</u> | <u>0</u> |
| Dainon Sidney | 2 | 0 | 2 | TOTALS | 0 | 2 | 0 | 0 | 0 |

1999 GAME-BY-GAME POSTSEASON STATISTICS



POSTSEASON OFFENSE

| | 1/8 | 1/16 | 1/23 | 1/30 |
|-------------------|-------|-------|-------|-------|
| | B | @I | @J | S |
| | U | N | A | T |
| | F | D | C | L |
| First Downs | 16 | 13 | 17 | 27 |
| By Rushing | 8 | 7 | 8 | 12 |
| By Passing | 5 | 5 | 7 | 13 |
| By Penalty | 3 | 1 | 2 | 2 |
| Third Downs | 16 | 14 | 10 | 13 |
| Converted | 4 | 3 | 3 | 6 |
| Efficiency | 25.0 | 21.4 | 30.0 | 46.2 |
| Fourth Downs | 0 | 0 | 0 | 1 |
| Converted | 0 | 0 | 0 | 1 |
| Efficiency | 0.0 | 0.0 | 0.0 | 100.0 |
| Total Net Yards | 194 | 309 | 289 | 367 |
| Plays | 66 | 57 | 58 | 73 |
| Avg/Play | 2.9 | 5.4 | 5.0 | 5.0 |
| Net Yds Rushing | 139 | 197 | 177 | 159 |
| Attempts | 39 | 33 | 34 | 36 |
| Avg/Rush | 3.6 | 6.0 | 5.2 | 4.4 |
| Net Yds Passing | 55 | 112 | 112 | 208 |
| Sacks | 3 | 0 | 1 | 1 |
| Yards Lost | 21 | 0 | 0 | 6 |
| Gross Yards | 76 | 112 | 112 | 214 |
| Attempts | 24 | 24 | 23 | 36 |
| Completions | 13 | 13 | 14 | 22 |
| Percentage | 54.2 | 54.2 | 60.9 | 61.1 |
| Interceptions | 1 | 0 | 1 | 1 |
| Kickoffs-EZ-TB | 4-0-0 | 6-0-0 | 6-0-0 | 4-0-0 |
| Punts | 7 | 5 | 5 | 3 |
| Average | 41.0 | 52.0 | 39.8 | 43.0 |
| Penalties | 2 | 9 | 5 | 7 |
| Yards Penalized | 12 | 78 | 39 | 45 |
| Fumbles | 2 | 1 | 5 | 1 |
| Fumbles Lost | 1 | 1 | 4 | 0 |
| Total Turnovers | 2 | 1 | 4 | 1 |
| Touchdowns | 2 | 1 | 4 | 2 |
| Rushing | 1 | 1 | 2 | 2 |
| Passing | 0 | 0 | 1 | 0 |
| Returns | 1 | 0 | 1 | 0 |
| Extra Points | 2 | 1 | 4 | 2 |
| Kicking Made-Att. | 2-2 | 1-1 | 4-4 | 1-1 |
| 2-pt Made-Att. | 0-0 | 0-0 | 0-0 | 0-1 |
| Field Goal Att. | 3 | 4 | 1 | 3 |
| Field Goals Made | 2 | 4 | 1 | 1 |
| SAFTIES | 1 | 0 | 1 | 0 |
| Points Scored | 22 | 19 | 33 | 16 |
| Time of Pos. | 35:06 | 31:05 | 31:36 | 36:26 |
| Net TO Ratio | -1 | -1 | +2 | 0 |



POSTSEASON DEFENSE

| | 1/8 | 1/16 | 1/23 | 1/30 |
|-------------------|-------|-------|-------|-------|
| | B | @I | @J | S |
| | U | N | A | T |
| | F | D | C | L |
| First Downs | 13 | 19 | 19 | 23 |
| By Rushing | 6 | 3 | 5 | 1 |
| By Passing | 6 | 13 | 12 | 18 |
| By Penalty | 1 | 3 | 2 | 4 |
| Third Downs | 13 | 15 | 10 | 12 |
| Converted | 5 | 5 | 3 | 5 |
| Efficiency | 38.5 | 33.3 | 30.0 | 41.7 |
| Fourth Downs | 0 | 0 | 2 | 1 |
| Converted | 0 | 0 | 0 | 0 |
| Efficiency | 0.0 | 0.0 | 0.0 | 0.0 |
| Total Net Yards | 219 | 305 | 360 | 436 |
| Plays | 55 | 65 | 64 | 59 |
| Avg/Play | 4.0 | 4.7 | 5.6 | 7.4 |
| Net Yds Rushing | 123 | 78 | 144 | 29 |
| Attempts | 27 | 22 | 23 | 13 |
| Avg/Rush | 4.6 | 3.5 | 6.3 | 2.2 |
| Net Yds Passing | 96 | 227 | 216 | 407 |
| Sacks | 6 | 0 | 3 | 1 |
| Yards Lost | 35 | 0 | 10 | 7 |
| Gross Yards | 131 | 227 | 226 | 414 |
| Attempts | 22 | 43 | 38 | 45 |
| Completions | 10 | 19 | 19 | 24 |
| Percentage | 45.5 | 44.2 | 50.0 | 53.3 |
| Interceptions | 0 | 0 | 2 | 0 |
| Kickoffs-EZ-TB | 5-0-0 | 5-3-2 | 4-0-0 | 6-4-1 |
| Punts | 8 | 7 | 3 | 2 |
| Average | 38.5 | 48.6 | 45.3 | 38.5 |
| Penalties | 10 | 7 | 9 | 8 |
| Yards Penalized | 59 | 60 | 100 | 60 |
| Fumbles | 2 | 1 | 5 | 2 |
| Fumbles Lost | 1 | 0 | 4 | 0 |
| Total Turnovers | 2 | 0 | 6 | 0 |
| Touchdowns | 2 | 1 | 2 | 2 |
| Rushing | 2 | 1 | 1 | 0 |
| Passing | 0 | 0 | 1 | 2 |
| Returns | 0 | 0 | 0 | 0 |
| Extra Points | 2 | 1 | 2 | 2 |
| Kicking Made-Att. | 1-1 | 1-1 | 2-2 | 2-2 |
| 2-pt Made-Att. | 0-1 | 0-0 | 0-0 | 0-0 |
| Field Goal Att. | 1 | 3 | 0 | 4 |
| Field Goals Made | 1 | 3 | 0 | 3 |
| SAFTIES | 0 | 0 | 0 | 0 |
| Points Scored | 16 | 16 | 14 | 23 |
| Time of Pos. | 24:54 | 28:55 | 28:24 | 23:34 |

1999 GAME-BY-GAME PASSING (POST-SEASON)

STEVE MCNAIR

| Date | Opponent | Att | Cmp | Yds | Pct | TD | Lg | Int | Sack | Yds | Rating |
|---------------------|----------------|------------|-----------|------------|-------------|----------|-----------|----------|----------|-----------|-------------|
| 1/8 | Buffalo | 24 | 13 | 76 | 54.2 | 0 | 14 | 1 | 3 | 21 | 43.1 |
| 1/16 | @ Indianapolis | 24 | 13 | 112 | 54.2 | 0 | 26 | 0 | 0 | 0 | 66.7 |
| 1/23 | @ Jacksonville | 23 | 14 | 112 | 60.9 | 1 | 15 | 1 | 1 | 0 | 69.5 |
| 1/30 | St. Louis | 36 | 22 | 214 | 61.1 | 0 | 32 | 0 | 1 | 6 | 77.8 |
| 1999 Totals: | | 107 | 62 | 514 | 57.9 | 1 | 32 | 2 | 5 | 27 | 65.7 |

1999 GAME-BY-GAME RUSHING (POST-SEASON)

| Date | Opponent | E. GEORGE | | | | | R. THOMAS | | | | | S. MCNAIR | | | | |
|---------------------|----------------|------------|------------|------------|------------|----------|-----------|-----------|------------|----------|----------|-----------|------------|------------|-----------|----------|
| | | No | Yds | Avg | Lg | TD | No | Yds | Avg | Lg | TD | No | Yds | Avg | Lg | TD |
| 1/8 | Buffalo | 29 | 106 | 3.7 | 9 | 0 | 4 | 14 | 3.5 | 13 | 0 | 6 | 19 | 3.2 | 10 | 1 |
| 1/16 | @ Indianapolis | 26 | 162 | 6.2 | 68t | 1 | 0 | 0 | 0.0 | 0 | 0 | 7 | 35 | 5.0 | 29 | 0 |
| 1/23 | @ Jacksonville | 25 | 86 | 3.4 | 20 | 0 | 0 | 0 | 0.0 | 0 | 0 | 9 | 91 | 10.1 | 51 | 2 |
| 1/30 | St. Louis | 28 | 95 | 3.4 | 13 | 2 | 0 | 0 | 0.0 | 0 | 0 | 8 | 64 | 8.0 | 23 | 0 |
| 1999 Totals: | | 108 | 449 | 4.2 | 68t | 3 | 4 | 14 | 3.5 | 1 | 0 | 30 | 209 | 7.0 | 51 | 3 |

1999 GAME-BY-GAME RECEIVING (POST-SEASON)

| Date | Opponent | J. HARRIS | | | | | F. WYCHECK | | | | | E. GEORGE | | | | |
|---------------------|----------------|-----------|------------|------------|-----------|----------|------------|-----------|------------|-----------|----------|-----------|-----------|------------|-----------|----------|
| | | No | Yds | Avg | Lg | TD | No | Yds | Avg | Lg | TD | No | Yds | Avg | Lg | TD |
| 1/8 | Buffalo | 4 | 20 | 5.0 | 10 | 0 | 4 | 29 | 7.3 | 14 | 0 | 2 | 4 | 2.0 | 2 | 0 |
| 1/16 | @ Indianapolis | 0 | 0 | 0.0 | 0 | 0 | 3 | 16 | 5.3 | 6 | 0 | 3 | 14 | 4.7 | 6 | 0 |
| 1/23 | @ Jacksonville | 3 | 33 | 11.0 | 15 | 0 | 2 | 12 | 6.0 | 8 | 0 | 3 | 19 | 6.3 | 15 | 0 |
| 1/30 | St. Louis | 7 | 64 | 9.1 | 21 | 0 | 5 | 35 | 7.0 | 13 | 0 | 2 | 35 | 17.5 | 32 | 0 |
| 1999 Totals: | | 14 | 117 | 8.4 | 21 | 0 | 14 | 92 | 6.6 | 14 | 0 | 10 | 72 | 7.2 | 32 | 0 |

| Date | Opponent | K. DYSON | | | | | Y. THIGPEN | | | | | I. BYRD | | | | |
|---------------------|----------------|-----------|------------|-------------|-----------|----------|------------|------------|-------------|------------|----------|-----------|------------|-------------|------------|----------|
| | | No | Yds | Avg | Lg | TD | No | Yds | Avg | Lg | TD | No | Yds | Avg | Lg | TD |
| 1/8 | Buffalo | 1 | 4 | 4.0 | 4 | 0 | 1 | 8 | 8.0 | 8 | 0 | 0 | 0 | 0.0 | 0 | 0 |
| 1/16 | @ Indianapolis | 2 | 25 | 12.5 | 15 | 0 | 3 | 19 | 6.3 | 7 | 0 | 0 | 0 | 0.0 | 0 | 0 |
| 1/23 | @ Jacksonville | 1 | 12 | 12.0 | 12 | 0 | 2 | 16 | 8.0 | 9t | 1 | 2 | 19 | 9.5 | 11 | 0 |
| 1/30 | St. Louis | 4 | 41 | 10.3 | 16 | 0 | INACTIVE | | | | | 2 | 21 | 10.5 | 21 | 0 |
| 1999 Totals: | | 38 | 648 | 17.1 | 35 | 4 | 26 | 297 | 11.4 | 62t | 1 | 20 | 336 | 16.8 | 48t | 1 |

| Date | Opponent | C. SANDERS | | | | | D. MASON | | | | | L. NEAL | | | | |
|---------------------|----------------|------------|-----------|-------------|-----------|----------|----------|-----------|------------|----------|----------|----------|----------|------------|----------|----------|
| | | No | Yds | Avg | Lg | TD | No | Yds | Avg | Lg | TD | No | Yds | Avg | Lg | TD |
| 1/8 | Buffalo | 1 | 11 | 11.0 | 11 | 0 | 0 | 0 | 0.0 | 0 | 0 | 0 | 0 | 0.0 | 0 | 0 |
| 1/16 | @ Indianapolis | 2 | 38 | 19.0 | 26 | 0 | 0 | 0 | 0.0 | 0 | 0 | 0 | 0 | 0.0 | 0 | 0 |
| 1/23 | @ Jacksonville | 0 | 0 | 0.0 | 0 | 0 | 0 | 0 | 0.0 | 0 | 0 | 1 | 1 | 1.0 | 1 | 0 |
| 1/30 | St. Louis | 0 | 0 | 0.0 | 0 | 0 | 2 | 18 | 9.0 | 9 | 0 | 0 | 0 | 0.0 | 0 | 0 |
| 1999 Totals: | | 3 | 49 | 16.3 | 26 | 0 | 2 | 18 | 9.0 | 9 | 0 | 1 | 1 | 1.0 | 1 | 0 |

1999 GAME-BY-GAME PUNTING (POST-SEASON)

CRAIG HENTRICH

| Date | Opponent | No | Yds | Avg | Net | TB | In 20 | Lg | B |
|---------------------|----------------|-----------|------------|-------------|-------------|----------|----------|-----------|----------|
| 1/8 | Buffalo | 7 | 287 | 41.0 | 39.6 | 0 | 4 | 46 | 0 |
| 1/16 | @ Indianapolis | 5 | 260 | 52.0 | 43.2 | 1 | 2 | 57 | 0 |
| 1/23 | @ Jacksonville | 5 | 199 | 39.8 | 39.4 | 0 | 0 | 42 | 0 |
| 1/30 | St. Louis | 3 | 129 | 43.0 | 40.3 | 0 | 1 | 49 | 0 |
| 1999 Totals: | | 20 | 877 | 43.9 | 40.5 | 1 | 7 | 57 | 0 |



RECORDS

PRO BOWL LEADERS

All-Pro Seasons*

Bruce Matthews, 6
 Tony Banfield, 3
 Charlie Hennigan, 3
 Al Jamison, 3
 Bob Talamini, 3
 George Webster, 3
 Robert Brazile, 2
 Miller Farr, 2
 Don Floyd, 2
 Leon Gray, 2
 Mike Munchak, 2

Pro Bowl Seasons#

Bruce Matthews, 12
 Mike Munchak, 9
 Elvin Bethea, 8

Robert Brazile, 7
 Warren Moon, 6
 Bob Talamini, 6
 Earl Campbell, 5
 Ray Childress, 5
 Charlie Hennigan, 5
 Ken Houston, 5
 Curley Culp, 4
 Tony Banfield, 3
 Blaine Bishop, 3
 George Blanda, 3
 Miller Farr, 3
 Eddie George, 3
 Fred Glick, 3
 Ed Husmann, 3
 Haywood Jeffires, 3
 Jim Norton, 3

Bob Schmidt, 3
 George Webster, 3

Consecutive Pro Bowl Seasons#

Bruce Matthews, 12
 Robert Brazile, 7
 Mike Munchak, 7
 Warren Moon, 6
 Bob Talamini, 6
 Charlie Hennigan, 5
 Earl Campbell, 4
 Ray Childress, 4
 Curley Culp, 4
 Tony Banfield, 3
 Blaine Bishop, 3
 George Blanda, 3

Miller Farr, 3
 Eddie George, 3
 Fred Glick, 3
 Ed Husmann, 3
 Haywood Jeffires, 3
 Bob Schmidt, 3
 George Webster, 3



QB Warren Moon

ALL-TIME LEAGUE LEADERS

RUSHING

1980: Earl Campbell, 373-1,934
 1979: Earl Campbell, 368-1,697
1978: Earl Campbell, 302-1,450
 1961: Billy Cannon, 200-948

PASSING TOUCHDOWNS

1990: Warren Moon, 33
 1961: George Blanda, 36

RECEIVING (Receptions)

1991: Haywood Jeffires, 100
 1964: Charlie Hennigan, 101

RECEIVING (Yards)

1975: Ken Burrough, 1,063
 1964: Charlie Hennigan, 1,546
 1961: Charlie Hennigan, 1,746

TOUCHDOWNS

1979: Earl Campbell, 19 (19r)
 1961: Bill Groman, 18 (1r, 17p)

INTERCEPTIONS

1979: Mike Reinfeldt, 12
 1967: Miller Farr, 10
 1965: W.K. Hicks, 9
 1963: Fred Glick, 12

PUNTING

1998: Craig Hentrich, 47.2
 1993: Greg Montgomery, 45.6
 1992: Greg Montgomery, 46.9

PUNT RETURNS

1977: Billy Johnson, 15.4
 1975: Billy Johnson, 15.3
 1964: Bobby Jancik, 18.3

KICKOFF RETURNS

1967: Zeke Moore, 28.9
 1963: Bobby Jancik, 29.3
1962: Bobby Jancik, 30.3
 1960: Ken Hall, 31.3



P Greg Montgomery



S Mike Reinfeldt

Bold Face denotes rookies; * — Associated Press; # — AFL All-Star Game (1962-70); AFC-NFC Pro Bowl (1971-97)

ALL-TIME TEAM LEADERS

| PLAYER | YEARS | CAREER RUSHING | | | LG | TD |
|-------------------|-------------|----------------|-------|------|-----|----|
| | | ATT. | YDS. | AVG. | | |
| 1. Earl Campbell | 1978-84 | 1,979 | 8,574 | 4.3 | 81t | 73 |
| 2. Eddie George | 1996-99 | 1,360 | 5,365 | 3.9 | 76 | 28 |
| 3. Lorenzo White | 1988-94 | 1,000 | 4,079 | 4.1 | 44 | 28 |
| 4. Hoyle Granger | 1966-70, 72 | 773 | 3,514 | 4.5 | 69t | 18 |
| 5. Mike Rozier | 1985-90 | 910 | 3,426 | 3.8 | 41 | 27 |
| 6. Charles Tolar | 1960-66 | 908 | 3,288 | 3.6 | 40 | 20 |
| 7. Ronnie Coleman | 1974-81 | 695 | 2,738 | 3.9 | 46t | 16 |
| 8. Allen Pinkett | 1986-91 | 561 | 2,324 | 4.1 | 60 | 21 |
| 9. Fred Willis | 1972-77 | 645 | 2,241 | 3.5 | 44 | 11 |
| 10. Gary Brown | 1991-95 | 477 | 2,115 | 4.4 | 39t | 12 |

SEASON RUSHING

| PLAYER | YEAR | ATT. | YDS. | AVG. | LG | TD |
|-------------------------|-------------|------------|--------------|------------|------------|-----------|
| 1. Earl Campbell | 1980 | 373 | 1,934 | 5.2 | 55t | 13 |
| 2. Earl Campbell | 1979 | 368 | 1,697 | 4.6 | 61t | 19 |
| 3. Earl Campbell | 1978 | 302 | 1,450 | 4.8 | 81t | 13 |
| 4. Eddie George | 1997 | 357 | 1,399 | 3.9 | 30 | 6 |
| 5. Earl Campbell | 1981 | 361 | 1,376 | 3.9 | 43 | 10 |
| 6. Eddie George | 1996 | 335 | 1,368 | 4.1 | 76 | 8 |
| 7. Eddie George | 1999 | 320 | 1,304 | 3.9 | 40 | 9 |
| 8. Earl Campbell | 1983 | 322 | 1,301 | 4.0 | 42 | 12 |
| 9. Eddie George | 1998 | 348 | 1,294 | 3.7 | 37t | 5 |
| 10. Lorenzo White | 1992 | 265 | 1,226 | 4.6 | 44 | 7 |

CAREER PASSING

| PLAYER | YEARS | ATT. | COMP. | YDS. | PCT. | AVG. | TD | INT |
|-------------------|---------|-------|-------|--------|------|------|-----|-----|
| 1. Warren Moon | 1984-93 | 4,546 | 2,632 | 33,685 | 57.9 | 7.4 | 196 | 166 |
| 2. George Blanda | 1960-66 | 2,784 | 1,347 | 19,149 | 48.4 | 6.9 | 165 | 189 |
| 3. Dan Pastorini | 1971-79 | 2,767 | 1,426 | 16,846 | 51.5 | 6.1 | 96 | 139 |
| 4. Steve McNair | 1995-99 | 1,462 | 821 | 9,828 | 56.1 | 6.6 | 83t | 36 |
| 5. Ken Stabler | 1980-81 | 739 | 458 | 5,190 | 62.0 | 7.0 | 27 | 46 |
| 6. Pete Beathard | 1967-69 | 824 | 379 | 5,128 | 46.0 | 6.2 | 26 | 51 |
| 7. Chris Chandler | 1995-96 | 676 | 409 | 4,559 | 60.5 | 6.7 | 33 | 21 |
| 8. Cody Carlson | 1987-94 | 659 | 370 | 4,469 | 56.1 | 6.8 | 21 | 28 |
| 9. Steve McNair | 1995-97 | 638 | 345 | 4,431 | 54.1 | 6.9 | 23 | 18 |
| 10. Don Trull | 1964-69 | 555 | 249 | 3,538 | 44.9 | 6.4 | 29 | 21 |

SEASON PASSING

| PLAYER | YEAR | YDS. | ATT. | COMP. | TD | INT |
|-----------------------|-------------|--------------|------------|------------|-----------|-----------|
| 1. Warren Moon | 1991 | 4,690 | 655 | 404 | 23 | 21 |
| 2. Warren Moon | 1990 | 4,689 | 584 | 362 | 33 | 13 |
| 3. Warren Moon | 1989 | 3,631 | 464 | 280 | 23 | 14 |
| 4. Warren Moon | 1986 | 3,489 | 488 | 256 | 13 | 26 |
| 5. Warren Moon | 1993 | 3,485 | 520 | 303 | 21 | 21 |
| 6. Warren Moon | 1984 | 3,338 | 450 | 259 | 12 | 14 |
| 7. George Blanda | 1961 | 3,330 | 362 | 187 | 36 | 22 |
| 8. George Blanda | 1964 | 3,282 | 505 | 262 | 17 | 27 |
| 9. Steve McNair | 1998 | 3,228 | 492 | 289 | 15 | 10 |
| 10. Ken Stabler | 1980 | 3,202 | 454 | 293 | 13 | 28 |

CAREER RECEPTIONS

| PLAYER | YEARS | REC. | YDS. | AVG. | LG | TD |
|------------------------|---------|------|-------|------|-----|----|
| 1. Ernest Givins | 1986-94 | 542 | 7,935 | 14.6 | 83t | 46 |
| 2. Haywood Jeffires | 1987-95 | 515 | 6,119 | 11.9 | 87t | 47 |
| 3. Drew Hill | 1985-91 | 480 | 7,477 | 15.6 | 81t | 47 |
| 4. Charlie Hennigan | 1960-66 | 410 | 6,823 | 16.6 | 80t | 51 |
| 5. Ken Burrough | 1971-81 | 408 | 6,907 | 16.9 | 85t | 47 |
| 6. Curtis Duncan | 1987-93 | 322 | 3,935 | 12.2 | 72 | 20 |
| 7. Frank Wycheck (TE) | 1995-99 | 318 | 3,265 | 10.3 | 42 | 16 |
| 8. Tim Smith | 1980-86 | 206 | 3,107 | 15.1 | 75t | 12 |
| 9. Alvin Reed (TE) | 1967-72 | 199 | 2,818 | 14.2 | 60 | 11 |
| 10. Lorenzo White (RB) | 1988-94 | 184 | 1,674 | 9.1 | 69t | 6 |

SEASON RECEPTIONS

| PLAYER | YEAR | NO. |
|------------------------|------|-----|
| 1. Charles Hennigan | 1964 | 101 |
| 2. Haywood Jeffires | 1991 | 100 |
| 3. Drew Hill | 1991 | 90 |
| Haywood Jeffires | 1992 | 90 |
| 5. Tim Smith | 1983 | 83 |
| 6. Charles Hennigan | 1961 | 82 |
| Curtis Duncan | 1992 | 82 |
| 8. Butch Woolfolk (RB) | 1985 | 80 |
| 9. Webster Slaughter | 1993 | 77 |
| 10. Haywood Jeffires | 1990 | 74 |
| Drew Hill | 1990 | 74 |



WR Haywood Jeffires



RB Butch Woolfolk

SEASON RECEIVING YARDS

| PLAYER | YEAR | YDS. |
|---------------------|------|-------|
| 1. Charles Hennigan | 1961 | 1,746 |
| 2. Charles Hennigan | 1964 | 1,561 |
| 3. Bill Groman | 1960 | 1,473 |
| 4. Haywood Jeffires | 1991 | 1,181 |
| 5. Tim Smith (TE) | 1983 | 1,176 |
| 6. Tim Smith (TE) | 1984 | 1,141 |
| | 1988 | 1,141 |
| 8. Charles Frazier | 1966 | 1,129 |
| 9. Drew Hill | 1986 | 1,112 |
| 10. Drew Hill | 1991 | 1,109 |



WR Charles Hennigan



WR Bill Groman

CAREER RECEIVING YARDS

| PLAYER | YEARS | YDS. |
|-----------------------|--------------|-------|
| 1. Ernest Givins | 1986-94 | 7,935 |
| 2. Drew Hill | 1985-91 | 7,477 |
| 3. Ken Burrough | 1971-81 | 6,907 |
| 4. Charles Hennigan | 1960-66 | 6,823 |
| 5. Haywood Jeffires | 1987-95 | 6,119 |
| 6. Curtis Duncan | 1987-93 | 3,935 |
| 7. Frank Wycheck (TE) | 1995-99 | 3,265 |
| 8. Tim Smith | 1980-86 | 3,107 |
| 9. Charles Frazier | 1962-68 | 3,027 |
| 10. Bill Groman | 1960-62, '66 | 2,976 |



WR Ernest Givins



WR Drew Hill

CAREER SCORING

| PLAYER | YEARS | TD | RU. | REC. | RT. | FG | PAT | TP |
|---------------------|------------------|----|-----|------|-----|-----|-----|-----|
| 1. Al Del Greco | 1991-99 | 0 | 0 | 0 | 0 | 219 | 285 | 942 |
| 2. George Blanda | 1960-66 | 4 | 4 | 0 | 0 | 91 | 299 | 596 |
| 3. Tony Zendejas | 1985-90 | 0 | 0 | 0 | 0 | 117 | 197 | 548 |
| 4. Earl Campbell | 1978-84 | 73 | 73 | 0 | 0 | 0 | 0 | 438 |
| 5. Toni Fritsch | 1977-81 | 0 | 0 | 0 | 0 | 81 | 149 | 392 |
| 6. Skip Butler | 1972-77 | 0 | 0 | 0 | 0 | 70 | 120 | 330 |
| 7. Charlie Hennigan | 1960-66 | 51 | 0 | 51 | 0 | 0 | 0 | 306 |
| 8. Ken Burrough | 1971-81 | 48 | 1 | 47 | 0 | 0 | 0 | 288 |
| | Ernest Givins | 48 | 1 | 46 | 1 | 0 | 0 | 288 |
| 10. Drew Hill | 1985-91 | 47 | 0 | 47 | 0 | 0 | 0 | 282 |
| | Haywood Jeffires | 47 | 0 | 47 | 0 | 0 | 0 | 282 |

SEASON SCORING

| PLAYER | YEAR | TD | PAT | FG | TP |
|-------------------|---------------|----|-----|----|-----|
| 1. Al Del Greco | 1998 | 0 | 28 | 36 | 136 |
| 2. Al Del Greco | 1996 | 0 | 35 | 32 | 131 |
| 3. Al Del Greco | 1993 | 0 | 39 | 29 | 126 |
| 4. George Blanda | 1960 | 4 | 46 | 15 | 115 |
| | Tony Zendejas | 0 | 40 | 25 | 115 |
| 6. Earl Campbell | 1979 | 19 | 0 | 0 | 114 |
| | Tony Zendejas | 0 | 48 | 22 | 114 |
| | Al Del Greco | 0 | 33 | 27 | 114 |
| 9. Al Del Greco | 1997 | 0 | 32 | 27 | 113 |
| 10. George Blanda | 1961 | 0 | 64 | 16 | 112 |



K Al Del Greco

CAREER KICKOFF RETURNS

| PLAYER | YEARS | NO. | YDS. | AVG. | LG | TD |
|-------------------|--------------|-----|-------|------|-----|----|
| 1. Bobby Jancik | 1962-67 | 158 | 4,185 | 26.5 | 61 | 0 |
| 2. Carl Roaches | 1980-84 | 150 | 3,276 | 21.8 | 97t | 2 |
| 3. Billy Johnson | 1974-80 | 121 | 2,902 | 24.0 | 81t | 2 |
| 4. Mel Gray | 1995-97 | 111 | 2,592 | 23.3 | 88 | 0 |
| 5. Zeke Moore | 1967-77 | 64 | 1,618 | 25.3 | 92t | 1 |
| 6. Willie Drewrey | 1985-88, '93 | 75 | 1,581 | 21.1 | 50 | 0 |
| 7. Allen Pinkett | 1986-91 | 80 | 1,577 | 19.7 | 48 | 0 |
| 8. Jerry LeVias | 1969-70 | 64 | 1,538 | 24.0 | 87 | 0 |
| 9. Derrick Mason | 1997-99 | 75 | 1,510 | 20.1 | 54 | 0 |
| 10. Billy Cannon | 1960-63 | 46 | 1,186 | 25.8 | 88t | 1 |

SEASON KICKOFF RETURNS (Avg.)

| PLAYER | YEAR | NO. | YDS. | AVG. | LG | TD |
|-------------------------|-------------|-----------|------------|-------------|------------|----------|
| 1. Ken Hall | 1960 | 19 | 594 | 31.3 | 104t | 1 |
| 2. Bobby Jancik | 1962 | 24 | 726 | 30.3 | 61 | 0 |
| 3. Bobby Jancik | 1963 | 45 | 1,315 | 29.3 | 53 | 0 |
| 4. Zeke Moore | 1967 | 14 | 405 | 28.9 | 92t | 1 |
| 5. Carl Roaches | 1981 | 28 | 769 | 27.5 | 96t | 1 |
| 6. Billy Johnson | 1974 | 29 | 785 | 27.1 | 67 | 0 |
| 7. Bob Gresham | 1973 | 27 | 723 | 26.8 | 103t | 1 |
| 8. Ode Burrell | 1964 | 17 | 449 | 26.4 | 93t | 1 |
| 9. Linzy Cole | 1971 | 32 | 834 | 26.1 | 45 | 0 |
| 10. Bobby Jancik | 1966 | 34 | 875 | 25.7 | 53 | 0 |

CAREER PUNT RETURNS (Yds.)

| PLAYER | YEARS | NO. | YDS. | AVG. | LG | TD |
|-------------------|-------------|-----|-------|------|-----|----|
| 1. Billy Johnson | 1974-80 | 155 | 2,040 | 13.2 | 87t | 5 |
| 2. Carl Roaches | 1980-84 | 151 | 1,095 | 7.3 | 68 | 0 |
| 3. Willie Drewrey | 1985-88, 93 | 104 | 771 | 7.4 | 25 | 0 |
| 4. Bobby Jancik | 1962-67 | 67 | 695 | 10.4 | 82t | 1 |
| 5. Mel Gray | 1995-97 | 69 | 652 | 9.4 | 40 | 0 |
| 6. Derrick Mason | 1997-99 | 70 | 548 | 7.8 | 65t | 1 |
| 6. Jerry LeVias | 1969-70 | 60 | 505 | 8.4 | 38 | 0 |
| 7. Kenny Johnson | 1986-89 | 73 | 488 | 6.7 | 26 | 0 |
| 8. Ernest Givins | 1986-94 | 56 | 397 | 7.1 | 78t | 1 |
| 9. Larry Carwell | 1967-68 | 36 | 381 | 10.6 | 54 | 0 |
| 10. Freddy Glick | 1961-66 | 44 | 326 | 7.4 | 13 | 0 |

SEASON PUNT RETURNS

| PLAYER | YEAR | NO. | YDS. | AVG. | LG | TD |
|-------------------------|-------------|-----------|------------|-------------|-----------|----------|
| 1. Billy Johnson | 1977 | 35 | 539 | 15.4 | 87t | 2 |
| 2. Billy Johnson | 1975 | 40 | 612 | 15.3 | 83t | 3 |
| 3. Billy Johnson | 1974 | 30 | 409 | 13.6 | 49 | 0 |
| 4. Billy Johnson | 1976 | 38 | 403 | 10.6 | 46 | 0 |
| 5. Mel Gray | 1995 | 30 | 303 | 10.1 | 20 | 0 |
| 6. Mel Gray | 1996 | 22 | 205 | 9.3 | 40 | 0 |
| 7. Fred Glick | 1963 | 19 | 171 | 9.0 | 22 | 0 |
| Willie Drewrey | 1985 | 24 | 215 | 9.0 | 23 | 0 |
| 9. Derrick Mason | 1999 | 26 | 225 | 8.7 | 65t | 1 |
| 10. Jerry LeVias | 1970 | 25 | 213 | 8.5 | 33 | 0 |
| Mel Gray | 1997 | 17 | 144 | 8.5 | 30 | 0 |

CAREER INTERCEPTIONS

| PLAYER | YEARS | NO. | YDS. | AVG. | LG | TD |
|----------------------|---------|-----|------|------|----|----|
| 1. Jim Norton | 1960-68 | 45 | 592 | 13.2 | 56 | 1 |
| 2. Cris Dishman | 1988-96 | 31 | 348 | 11.2 | 43 | 1 |
| 3. Freddy Glick | 1961-66 | 30 | 379 | 12.6 | 41 | 1 |
| 4. Tony Banfield | 1960-65 | 27 | 224 | 8.3 | 58 | 0 |
| W.K. Hicks | 1964-69 | 27 | 457 | 16.9 | 62 | 0 |
| Darryll Lewis | 1991-98 | 27 | 540 | 20.0 | 98 | 5 |
| 7. Mike Reinfeldt | 1976-83 | 26 | 375 | 14.4 | 39 | 0 |
| 8. Ken Houston | 1967-72 | 25 | 650 | 26.0 | 78 | 9 |
| 9. Zeke Moore | 1967-77 | 24 | 444 | 18.5 | 74 | 2 |
| 10. Marcus Robertson | 1991-99 | 22 | 428 | 19.5 | 69 | 0 |

SEASON INTERCEPTIONS

| PLAYER | YEAR | NO. | YDS. | AVG. | LG | TD |
|------------------------|-------------|----------|------------|-------------|------------|----------|
| 1. Mike Reinfeldt | 1979 | 12 | 205 | 17.1 | 39 | 0 |
| Fred Glick | 1963 | 12 | 180 | 15.0 | 45 | 1 |
| 3. Miller Farr | 1967 | 10 | 264 | 26.4 | 67 | 3 |
| 4. Ken Houston | 1971 | 9 | 220 | 24.4 | 48t | 4 |
| W.K. Hicks | 1965 | 9 | 156 | 17.3 | 31 | 0 |
| Jim Norton | 1961 | 9 | 150 | 16.7 | 36 | 0 |
| 7. Pete Jaquess | 1964 | 8 | 141 | 17.6 | 98t | 1 |
| Richard Johnson | 1990 | 8 | 100 | 12.5 | 35 | 1 |
| Jim Norton | 1962 | 8 | 75 | 9.4 | 36 | 0 |
| 10. Marcus Robertson | 1993 | 7 | 137 | 19.6 | 69 | 0 |
| Jack Tatum | 1980 | 7 | 100 | 14.3 | 35 | 0 |

CAREER QB SACKS

| PLAYER | YEARS | NO. |
|-------------------|---------|-------|
| 1. Elvin Bethea | 1968-83 | 105.0 |
| 2. Ray Childress | 1985-95 | 74.5 |
| 3. Jesse Baker | 1979-87 | 66.0 |
| 4. William Fuller | 1986-93 | 59.0 |
| 5. Sean Jones | 1988-93 | 57.5 |
| 6. Robert Brazile | 1975-84 | 48.0 |
| 7. Ted Washington | 1973-82 | 45.0 |
| 8. Curley Culp | 1974-80 | 31.0 |
| 9. Pat Holmes | 1966-72 | 26.0 |
| Mike Stensrud | 1979-85 | 26.0 |

CAREER TACKLES (SINCE 1974)

| PLAYER | YEARS | NO. |
|--------------------|---------|-------|
| 1. Gregg Bingham | 1973-84 | 1,970 |
| 2. Robert Brazile | 1975-84 | 1,281 |
| 3. Ted Washington | 1973-82 | 907 |
| 4. Al Smith | 1987-96 | 877 |
| 5. John Grimsley | 1984-90 | 836 |
| 6. Ray Childress | 1985-95 | 784 |
| 7. Steve Kiner | 1974-78 | 738 |
| 8. Elvin Bethea | 1968-83 | 691 |
| 9. Blaine Bishop | 1993-99 | 656 |
| 10. Mike Reinfeldt | 1976-83 | 614 |

SEASON QB SACKS

| PLAYER | YEAR | NO. |
|-----------------------|-------------|-------------|
| 1. Elvin Bethea | 1973 | 17.0 |
| 2. Jesse Baker | 1979 | 15.5 |
| 3. William Fuller | 1991 | 15.0 |
| 4. Elvin Bethea | 1976 | 14.5 |
| Jevon Kearse | 1999 | 14.5 |
| 6. Elvin Bethea | 1971 | 13.0 |
| Ray Childress | 1992 | 13.0 |
| Sean Jones | 1993 | 13.0 |
| 9. Sean Jones | 1990 | 12.5 |
| 10. Mike Tilleman | 1972 | 12.0 |

SEASON TACKLES (Since 1974)

| PLAYER | YEAR | NO. |
|-------------------|------|-----|
| 1. Gregg Bingham | 1978 | 223 |
| 2. Gregg Bingham | 1980 | 212 |
| 3. Gregg Bingham | 1974 | 206 |
| 4. Gregg Bingham | 1979 | 203 |
| 5. John Grimsley | 1986 | 199 |
| 6. Robert Abraham | 1984 | 198 |
| 7. Gregg Bingham | 1976 | 191 |
| 8. Gregg Bingham | 1977 | 190 |
| 9. Gregg Bingham | 1975 | 185 |
| Robert Brazile | 1978 | 185 |

SEASON PUNTING

| PLAYER | YEAR | NO. | YDS. | AVG. | LG | BLK |
|--------------------|------|-----|-------|------|----|-----|
| 1. Craig Hentrich | 1998 | 69 | 3,258 | 47.2 | 71 | 0 |
| 2. Greg Montgomery | 1992 | 53 | 2,487 | 46.9 | 66 | 2 |
| 3. Greg Montgomery | 1993 | 54 | 2,462 | 45.6 | 77 | 0 |
| 4. Greg Montgomery | 1990 | 34 | 1,530 | 45.0 | 60 | 0 |
| 5. Reggie Roby | 1996 | 67 | 2,973 | 44.4 | 68 | 1 |
| 6. Jim Norton | 1965 | 84 | 3,711 | 44.2 | 65 | 0 |
| 7. Greg Montgomery | 1991 | 48 | 2,105 | 43.9 | 60 | 2 |
| 8. Greg Montgomery | 1989 | 56 | 2,422 | 43.3 | 63 | 2 |
| 9. Jim Norton | 1963 | 65 | 2,792 | 43.0 | 68 | 0 |
| 10. Rich Camarillo | 1994 | 96 | 4,115 | 42.9 | 58 | 0 |

**DE Elvin Bethea****DE Ray Childress**

YEAR-BY-YEAR LEADERS

(Bold denotes rookie)

RUSHING

| <u>Year</u> | <u>Player</u> | <u>Att.</u> | <u>Yds.</u> | <u>Avg.</u> | <u>LG</u> | <u>TD</u> |
|-------------|----------------------|-------------|--------------|-------------|------------|-----------|
| 1960 | Billy Cannon | 152 | 644 | 4.2 | 39 | 1 |
| 1961 | Billy Cannon | 200 | 948 | 4.7 | 61t | 6 |
| 1962 | Charles Tolar | 244 | 1,012 | 4.1 | 25 | 7 |
| 1963 | Charles Tolar | 194 | 659 | 3.4 | 33 | 3 |
| 1964 | Sid Blanks | 145 | 756 | 5.2 | 91t | 6 |
| 1965 | Ode Burrell | 130 | 528 | 4.1 | 63 | 3 |
| 1966 | Ode Burrell | 122 | 406 | 3.3 | 45 | 0 |
| 1967 | Hoyle Granger | 236 | 1,194 | 5.1 | 67t | 6 |
| 1968 | Hoyle Granger | 202 | 848 | 4.2 | 47 | 7 |
| 1969 | Hoyle Granger | 186 | 740 | 4.0 | 23 | 3 |
| 1970 | Joe Dawkins | 124 | 517 | 4.2 | 49t | 2 |
| 1971 | Robert Holmes | 112 | 323 | 2.9 | 31 | 4 |
| 1972 | Fred Willis | 134 | 461 | 3.4 | 43 | 0 |
| 1973 | Fred Willis | 171 | 579 | 3.4 | 25 | 4 |
| 1974 | Willie Rodgers | 122 | 413 | 3.4 | 20 | 5 |
| 1975 | Ronnie Coleman | 175 | 790 | 4.5 | 46t | 5 |
| 1976 | Ronnie Coleman | 171 | 684 | 4.0 | 39 | 2 |
| 1977 | Ronnie Coleman | 185 | 660 | 3.6 | 22 | 5 |
| 1978 | Earl Campbell | 302 | 1,450 | 4.8 | 81t | 13 |
| 1979 | Earl Campbell | 368 | 1,697 | 4.6 | 61t | 19 |
| 1980 | Earl Campbell | 373 | 1,934 | 5.2 | 55t | 13 |
| 1981 | Earl Campbell | 361 | 1,376 | 3.9 | 43 | 10 |
| 1982 | Earl Campbell | 157 | 538 | 3.4 | 22 | 2 |
| 1983 | Earl Campbell | 322 | 1,301 | 4.0 | 42 | 12 |
| 1984 | Larry Moriarty | 189 | 785 | 4.2 | 51 | 6 |
| 1985 | Mike Rozier | 133 | 462 | 3.5 | 30 | 8 |
| 1986 | Mike Rozier | 199 | 662 | 3.3 | 19t | 4 |
| 1987 | Mike Rozier | 229 | 957 | 4.2 | 41 | 3 |
| 1988 | Mike Rozier | 251 | 1,002 | 4.0 | 28 | 10 |
| 1989 | Alonzo Highsmith | 128 | 531 | 4.1 | 25 | 4 |
| 1990 | Lorenzo White | 168 | 702 | 4.2 | 22 | 8 |
| 1991 | Allen Pinkett | 171 | 720 | 4.2 | 32 | 9 |
| 1992 | Lorenzo White | 265 | 1,226 | 4.6 | 44 | 7 |
| 1993 | Gary Brown | 195 | 1,002 | 5.1 | 26 | 6 |
| 1994 | Lorenzo White | 191 | 757 | 4.0 | 33 | 3 |
| 1995 | Rodney Thomas | 251 | 947 | 3.8 | 74t | 5 |
| 1996 | Eddie George | 335 | 1,368 | 4.1 | 76 | 8 |
| 1997 | Eddie George | 357 | 1,399 | 3.9 | 30 | 6 |
| 1998 | Eddie George | 348 | 1,294 | 3.7 | 37t | 5 |
| 1999 | Eddie George | 320 | 1,304 | 4.1 | 40 | 9 |

PASSING

| <u>Year</u> | <u>Player</u> | <u>Att.</u> | <u>Comp.</u> | <u>Yds.</u> | <u>Pct.</u> | <u>TD</u> | <u>Int.</u> | <u>Avg.</u> |
|-------------|----------------------|-------------|--------------|--------------|-------------|-----------|-------------|-------------|
| 1960 | George Blanda | 363 | 169 | 2,413 | 46.6 | 25 | 22 | 6.7 |
| 1961 | George Blanda | 362 | 187 | 3,330 | 51.7 | 36 | 22 | 9.2 |
| 1962 | George Blanda | 418 | 197 | 2,810 | 47.1 | 27 | 42 | 6.7 |
| 1963 | George Blanda | 423 | 224 | 3,003 | 52.9 | 24 | 25 | 7.0 |
| 1964 | George Blanda | 505 | 262 | 3,282 | 51.9 | 17 | 27 | 6.4 |
| 1965 | George Blanda | 442 | 186 | 2,542 | 42.1 | 20 | 30 | 5.8 |
| 1966 | George Blanda | 271 | 122 | 1,764 | 45.0 | 17 | 21 | 6.4 |
| 1967 | Pete Beathard | 231 | 94 | 1,114 | 40.7 | 9 | 14 | 4.8 |
| 1968 | Pete Beathard | 223 | 105 | 1,559 | 47.1 | 7 | 16 | 6.9 |
| 1969 | Pete Beathard | 370 | 180 | 2,455 | 48.6 | 10 | 21 | 6.4 |
| 1970 | Charles Johnson | 281 | 144 | 1,652 | 51.2 | 7 | 12 | 5.9 |
| 1971 | Dan Pastorini | 270 | 127 | 1,702 | 47.0 | 7 | 21 | 6.3 |
| 1972 | Dan Pastorini | 299 | 144 | 1,711 | 48.2 | 7 | 11 | 5.7 |
| 1973 | Dan Pastorini | 290 | 154 | 1,482 | 53.1 | 5 | 17 | 5.1 |
| 1974 | Dan Pastorini | 247 | 140 | 1,571 | 56.7 | 10 | 10 | 6.4 |
| 1975 | Dan Pastorini | 342 | 163 | 2,053 | 47.7 | 14 | 16 | 6.0 |
| 1976 | Dan Pastorini | 309 | 167 | 1,785 | 53.5 | 10 | 10 | 5.7 |

| | | | | | | | | |
|------|-----------------------|-----|-----|-------|------|----|----|-----|
| 1977 | ...Dan Pastorini | 319 | 169 | 1,987 | 53.0 | 13 | 18 | 6.2 |
| 1978 | ...Dan Pastorini | 368 | 199 | 2,473 | 54.1 | 16 | 17 | 6.7 |
| 1979 | ...Dan Pastorini | 324 | 163 | 2,090 | 50.3 | 14 | 18 | 6.5 |
| 1980 | ...Ken Stabler | 454 | 293 | 3,202 | 64.5 | 13 | 28 | 7.0 |
| 1981 | ...Ken Stabler | 285 | 165 | 1,988 | 57.9 | 14 | 18 | 6.9 |
| 1982 | ...Archie Manning | 125 | 66 | 877 | 52.8 | 6 | 6 | 7.0 |
| 1983 | ...Oliver Luck | 217 | 124 | 1,375 | 57.1 | 8 | 13 | 6.3 |
| 1984 | ...Warren Moon | 450 | 259 | 3,338 | 57.6 | 12 | 14 | 7.4 |
| 1985 | ...Warren Moon | 377 | 200 | 2,709 | 53.1 | 15 | 19 | 7.2 |
| 1986 | ...Warren Moon | 488 | 256 | 3,489 | 52.5 | 13 | 26 | 7.2 |
| 1987 | ...Warren Moon | 368 | 184 | 2,806 | 50.0 | 21 | 18 | 7.6 |
| 1988 | ...Warren Moon | 294 | 160 | 2,327 | 54.4 | 17 | 8 | 7.9 |
| 1989 | ...Warren Moon | 464 | 280 | 3,631 | 60.3 | 23 | 14 | 7.8 |
| 1990 | ...Warren Moon | 584 | 362 | 4,689 | 62.0 | 33 | 13 | 8.0 |
| 1991 | ...Warren Moon | 655 | 404 | 4,690 | 61.7 | 23 | 21 | 7.2 |
| 1992 | ...Warren Moon | 346 | 224 | 2,521 | 64.7 | 18 | 12 | 7.3 |
| 1993 | ...Warren Moon | 520 | 303 | 3,485 | 58.3 | 21 | 21 | 6.7 |
| 1994 | ...Billy Joe Tolliver | 240 | 121 | 1,287 | 50.4 | 6 | 7 | 5.4 |
| 1995 | ...Chris Chandler | 356 | 225 | 2,460 | 63.2 | 17 | 10 | 6.9 |
| 1996 | ...Chris Chandler | 320 | 184 | 2,099 | 57.5 | 16 | 11 | 6.6 |
| 1997 | ...Steve McNair | 415 | 216 | 2,665 | 52.0 | 14 | 13 | 6.4 |
| 1998 | ...Steve McNair | 492 | 289 | 3,228 | 58.7 | 15 | 10 | 6.5 |
| 1999 | ...Steve McNair | 331 | 187 | 2,179 | 56.5 | 12 | 8 | 6.6 |

RECEIVING

| Year | Player | Rec. | Yds | Avg. | LG | TD |
|------|------------------------|------|-------|------|-----|----|
| 1960 | ...Bill Groman | 72 | 1,473 | 20.5 | 80t | 12 |
| 1961 | ...Charles Hennigan | 82 | 1,746 | 21.3 | 80t | 12 |
| 1962 | ...Charles Hennigan | 54 | 867 | 16.1 | 75t | 8 |
| 1963 | ...Charles Hennigan | 61 | 1,051 | 17.2 | 83t | 10 |
| 1964 | ...Charles Hennigan | 101 | 1,561 | 15.5 | 53t | 8 |
| 1965 | ...Ode Burrell (RB) | 55 | 650 | 11.8 | 52t | 4 |
| 1966 | ...Charles Frazier | 57 | 1,129 | 19.8 | 79t | 12 |
| 1967 | ...Hoyle Granger (RB) | 31 | 300 | 9.6 | 43 | 3 |
| 1968 | ...Alvin Reed (TE) | 46 | 747 | 16.2 | 60 | 5 |
| 1969 | ...Alvin Reed (TE) | 51 | 664 | 13.0 | 43 | 2 |
| 1970 | ...Alvin Reed (TE) | 47 | 604 | 12.9 | 34 | 2 |
| 1971 | ...Jim Beirne | 38 | 550 | 14.5 | 40 | 1 |
| 1972 | ...Fred Willis (RB) | 45 | 297 | 6.6 | 27 | 2 |
| 1973 | ...Fred Willis (RB) | 57 | 371 | 6.5 | 50 | 1 |
| 1974 | ...Ken Burrough | 36 | 492 | 13.7 | 51 | 2 |
| 1975 | ...Ken Burrough | 53 | 1,063 | 20.1 | 77t | 8 |
| 1976 | ...Ken Burrough | 51 | 932 | 18.2 | 69 | 7 |
| 1977 | ...Ken Burrough | 43 | 816 | 19.0 | 85t | 8 |
| 1978 | ...Ken Burrough | 47 | 624 | 13.3 | 44 | 2 |
| 1979 | ...Ken Burrough | 40 | 752 | 18.8 | 55t | 6 |
| 1980 | ...Mike Barber (TE) | 59 | 712 | 12.1 | 79t | 5 |
| 1981 | ...Ken Burrough | 40 | 668 | 16.7 | 71t | 7 |
| 1982 | ...Dave Casper (TE) | 36 | 573 | 15.9 | 38 | 6 |
| 1983 | ...Tim Smith | 83 | 1,176 | 14.2 | 47t | 6 |
| 1984 | ...Tim Smith | 69 | 1,141 | 16.5 | 75t | 4 |
| 1985 | ...Butch Woolfolk (RB) | 80 | 814 | 10.2 | 80t | 4 |
| 1986 | ...Drew Hill | 65 | 1,112 | 17.1 | 81t | 5 |
| 1987 | ...Ernest Givins | 53 | 933 | 17.6 | 83t | 6 |
| 1988 | ...Drew Hill | 72 | 1,141 | 15.8 | 57t | 10 |
| 1989 | ...Drew Hill | 66 | 938 | 14.2 | 50 | 8 |
| 1990 | ...Haywood Jeffires | 74 | 1,048 | 14.2 | 87t | 8 |
| | ...Drew Hill | 74 | 1,019 | 13.8 | 57 | 5 |
| 1991 | ...Haywood Jeffires | 100 | 1,181 | 11.8 | 44 | 7 |
| 1992 | ...Haywood Jeffires | 90 | 913 | 10.1 | 47 | 9 |
| 1993 | ...Webster Slaughter | 77 | 904 | 11.7 | 41 | 5 |
| 1994 | ...Webster Slaughter | 68 | 846 | 12.4 | 57 | 2 |
| | ...Haywood Jeffires | 68 | 783 | 11.5 | 50 | 6 |
| 1995 | ...Haywood Jeffires | 61 | 684 | 11.2 | 35t | 8 |
| 1996 | ...Frank Wycheck (TE) | 53 | 511 | 9.6 | 29 | 6 |
| 1997 | ...Frank Wycheck (TE) | 63 | 748 | 11.9 | 42 | 4 |
| 1998 | ...Frank Wycheck (TE) | 70 | 768 | 11.0 | 38 | 2 |
| 1999 | ...Frank Wycheck (TE) | 69 | 641 | 9.3 | 35 | 2 |

SCORING

| Year | Player | TD | PAT | FG | TP |
|-------------|--------------------------------|-----------|----------|----------|-----------|
| 1960 |George Blanda | 4 | 46 | 15 | 115 |
| 1961 |George Blanda | 0 | 64 | 16 | 112 |
| 1962 |George Blanda | 0 | 48 | 11 | 81 |
| 1963 |George Blanda | 0 | 37 | 9 | 64 |
| 1964 |George Blanda | 0 | 38 | 13 | 76 |
| 1965 |George Blanda | 0 | 28 | 11 | 61 |
| 1966 |George Blanda | 0 | 39 | 16 | 87 |
| 1967 |John Wittenborn | 0 | 30 | 14 | 72 |
| 1968 |Wayne Walker | 0 | 26 | 8 | 50 |
| 1969 |Roy Gerela | 0 | 29 | 19 | 86 |
| 1970 |Roy Gerela | 0 | 23 | 18 | 77 |
| 1971 |Mark Moseley | 0 | 25 | 16 | 73 |
| 1972 |Skip Butler | 0 | 12 | 16 | 51 |
| 1973 |Skip Butler | 0 | 15 | 21 | 66 |
| 1974 |Skip Butler | 0 | 29 | 9 | 56 |
| 1975 |Skip Butler | 0 | 31 | 18 | 85 |
| 1976 |Skip Butler | 0 | 24 | 16 | 72 |
| 1977 |Toni Fritsch | 0 | 19 | 12 | 55 |
| 1978 |Earl Campbell (RB) | 13 | 0 | 0 | 78 |
| 1979 |Earl Campbell (RB) | 19 | 0 | 0 | 114 |
| 1980 |Toni Fritsch | 0 | 26 | 19 | 83 |
| 1981 |Toni Fritsch | 0 | 32 | 15 | 77 |
| 1982 |Dave Casper (TE) | 6 | 0 | 0 | 36 |
| 1983 |Florian Kempf | 0 | 33 | 17 | 84 |
| 1984 |Joe Cooper | 0 | 13 | 11 | 46 |
| 1985 |Tony Zendejas | 0 | 29 | 21 | 92 |
| 1986 |Tony Zendejas | 0 | 28 | 22 | 94 |
| 1987 |Tony Zendejas | 0 | 32 | 20 | 92 |
| 1988 |Tony Zendejas | 0 | 48 | 22 | 114 |
| 1989 |Tony Zendejas | 0 | 40 | 25 | 115 |
| 1990 |Lorenzo White (RB) | 12 | 0 | 0 | 72 |
| 1991 |Ian Howfield | 0 | 25 | 13 | 64 |
| 1992 |Al Del Greco | 0 | 41 | 21 | 104 |
| 1993 |Al Del Greco | 0 | 39 | 29 | 126 |
| 1994 |Al Del Greco | 0 | 18 | 16 | 66 |
| 1995 |Al Del Greco | 0 | 33 | 27 | 114 |
| 1996 |Al Del Greco | 0 | 35 | 32 | 131 |
| 1997 |Al Del Greco | 0 | 32 | 27 | 113 |
| 1998 |Al Del Greco | 0 | 28 | 36 | 136 |
| 1999 |Al Del Greco | 0 | 43 | 21 | 106 |

KICKOFF RETURNS

| Year | Player | No. | Yds | Avg. | LG | TD |
|-------------|------------------------------|-----------|------------|-------------|------------|----------|
| 1960 |Ken Hall | 19 | 594 | 31.3 | 104t | 1 |
| 1961 |Billy Cannon | 18 | 439 | 24.4 | 47 | 0 |
| 1962 |Bobby Jancik | 24 | 726 | 30.3 | 61 | 0 |
| 1963 |Bobby Jancik | 45 | 1,315 | 29.3 | 53 | 0 |
| 1964 |Ode Burrell | 17 | 449 | 26.4 | 93t | 1 |
| 1965 |Bobby Jancik | 18 | 430 | 23.9 | 43 | 0 |
| 1966 |Bobby Jancik | 34 | 875 | 25.7 | 53 | 0 |
| 1967 |Zeke Moore | 14 | 405 | 28.9 | 92 | 1 |
| 1968 |Zeke Moore | 32 | 787 | 24.6 | 45 | 0 |
| 1969 |Jerry LeVias | 38 | 940 | 24.7 | 87 | 0 |
| 1970 |Jerry LeVias | 26 | 598 | 23.0 | 37 | 0 |
| 1971 |Linzy Cole | 32 | 834 | 26.1 | 45 | 0 |
| 1972 |Willie Rodgers | 17 | 335 | 19.7 | 31 | 0 |
| 1973 |Bob Gresham | 27 | 723 | 26.8 | 103t | 1 |
| 1974 |Billy Johnson | 29 | 785 | 27.1 | 67 | 0 |
| 1975 |Billy Johnson | 33 | 798 | 24.2 | 81t | 1 |
| 1976 |Billy Johnson | 26 | 579 | 22.2 | 53 | 0 |
| 1977 |Billy Johnson | 25 | 630 | 25.2 | 76t | 1 |
| 1978 |Johnnie Dirden | 32 | 780 | 24.4 | 60 | 0 |
| 1979 |Richard Ellender | 24 | 514 | 21.4 | 35 | 0 |
| 1980 |Carl Roaches | 37 | 746 | 20.2 | 46 | 0 |
| 1981 |Carl Roaches | 28 | 769 | 27.5 | 96t | 1 |
| 1982 |Carl Roaches | 21 | 441 | 21.0 | 45 | 0 |
| 1983 |Steve Brown | 31 | 795 | 25.6 | 93t | 1 |

| | | | | | | | |
|-------------|-------|-----------------------|-----------|------------|-------------|-----------|----------|
| 1984 | | Carl Roaches | 30 | 679 | 22.6 | 49 | 0 |
| 1985 | | Willie Drewrey | 26 | 642 | 24.7 | 52 | 0 |
| 1986 | | Willie Drewrey | 25 | 500 | 20.0 | 32 | 0 |
| | | Allen Pinkett | 26 | 519 | 20.0 | 48 | 0 |
| 1987 | | Curtis Duncan | 28 | 546 | 19.5 | 62 | 0 |
| 1988 | | Leonard Harris | 34 | 678 | 19.9 | 56 | 0 |
| 1989 | | Kenny Johnson | 21 | 372 | 17.7 | 39 | 0 |
| 1990 | | Gerald McNeil | 27 | 551 | 20.4 | 64 | 0 |
| 1991 | | Allen Pinkett | 26 | 508 | 19.5 | 41 | 0 |
| 1992 | | Pat Coleman | 14 | 290 | 20.7 | 28 | 0 |
| 1993 | | Willie Drewrey | 15 | 293 | 19.5 | 34 | 0 |
| 1994 | | Todd McNair | 23 | 481 | 20.9 | 44 | 0 |
| 1995 | | Mel Gray | 53 | 1,183 | 22.3 | 54 | 0 |
| 1996 | | Mel Gray | 50 | 1,224 | 24.5 | 88 | 0 |
| 1997 | | Derrick Mason | 26 | 551 | 21.2 | 54 | 0 |
| 1998 | | Mike Archie | 42 | 913 | 21.7 | 50 | 0 |
| 1999 | | Derrick Mason | 41 | 805 | 19.6 | 41 | 0 |

PUNT RETURNS

| <u>Year</u> | <u>Player</u> | <u>No.</u> | <u>Yds</u> | <u>Avg.</u> | <u>LG</u> | <u>TD</u> | |
|-------------|---------------|-------------------------|------------|-------------|-------------|-----------|----------|
| 1960 | | Billy Cannon | 4 | 96 | 24.0 | 51 | 0 |
| 1961 | | Billy Cannon | 9 | 70 | 7.8 | 20 | 0 |
| 1962 | | Bobby Jancik | 14 | 164 | 11.7 | 21 | 0 |
| 1963 | | Bobby Jancik | 13 | 145 | 11.2 | 56 | 0 |
| 1964 | | Bobby Jancik | 14 | 220 | 15.7 | 82t | 1 |
| 1965 | | Bobby Jancik | 12 | 85 | 7.1 | 25 | 0 |
| 1966 | | Ode Burrell | 8 | 76 | 9.5 | 29 | 0 |
| 1967 | | Larry Carwell | 9 | 154 | 17.1 | 54 | 0 |
| 1968 | | Sid Blanks | 22 | 179 | 8.1 | 39 | 0 |
| 1969 | | Jerry LeVias | 35 | 292 | 8.3 | 46 | 0 |
| 1970 | | Jerry LeVias | 25 | 213 | 8.5 | 33 | 0 |
| 1971 | | Linzy Cole | 14 | 107 | 7.6 | 31 | 0 |
| 1972 | | Ken Houston | 25 | 148 | 5.9 | 33 | 0 |
| 1973 | | Jeff Severson | 16 | 126 | 7.9 | 74 | 0 |
| 1974 | | Billy Johnson | 30 | 309 | 10.3 | 49 | 0 |
| 1975 | | Billy Johnson | 40 | 612 | 15.3 | 83t | 3 |
| 1976 | | Billy Johnson | 39 | 397 | 10.2 | 46 | 0 |
| 1977 | | Billy Johnson | 35 | 539 | 15.4 | 87t | 2 |
| 1978 | | Ronnie Coleman | 16 | 142 | 8.9 | 32 | 0 |
| 1979 | | Richard Ellender | 31 | 203 | 6.5 | 36 | 0 |
| 1980 | | Carl Roaches | 47 | 384 | 8.2 | 68 | 0 |
| 1981 | | Carl Roaches | 39 | 296 | 7.6 | 40 | 0 |
| 1982 | | Carl Roaches | 19 | 104 | 5.5 | 25 | 0 |
| 1983 | | Carl Roaches | 20 | 159 | 8.0 | 23 | 0 |
| 1984 | | Carl Roaches | 26 | 152 | 5.8 | 18 | 0 |
| 1985 | | Willie Drewrey | 24 | 215 | 9.0 | 23 | 0 |
| 1986 | | Willie Drewrey | 25 | 262 | 7.7 | 25 | 0 |
| 1987 | | Kenny Johnson | 24 | 196 | 8.2 | 26 | 0 |
| 1988 | | Kenny Johnson | 30 | 170 | 5.7 | 16 | 0 |
| 1989 | | Kenny Johnson | 19 | 122 | 6.4 | 19 | 0 |
| 1990 | | Gerald McNeil | 30 | 172 | 5.7 | 26 | 0 |
| 1991 | | Pat Coleman | 22 | 138 | 6.3 | 24 | 0 |
| 1992 | | Webster Slaughter | 20 | 142 | 7.1 | 20 | 0 |
| 1993 | | Willie Drewrey | 41 | 275 | 6.7 | 18 | 0 |
| 1994 | | Ernest Givins | 37 | 210 | 5.7 | 78t | 1 |
| 1995 | | Mel Gray | 30 | 303 | 10.1 | 20 | 0 |
| 1996 | | Mel Gray | 22 | 205 | 9.3 | 40 | 0 |
| 1997 | | Mel Gray | 17 | 144 | 8.5 | 30 | 0 |
| 1998 | | Derrick Mason | 31 | 228 | 7.4 | 25 | 0 |
| 1999 | | Derrick Mason | 26 | 225 | 8.7 | 65t | 1 |

INTERCEPTIONS

| <u>Year</u> | <u>Player</u> | <u>No.</u> | <u>Yds</u> | <u>Avg.</u> | <u>LG</u> | <u>TD</u> | |
|-------------|---------------|---------------|------------|-------------|-----------|-----------|---|
| 1960 | | Mark Johnston | 4 | 42 | 10.5 | 33 | 0 |
| | | Dennit Morris | 4 | 32 | 8.0 | 26 | 0 |
| | | Julian Spence | 4 | 5 | 1.3 | 5 | 0 |
| 1961 | | Jim Norton | 9 | 150 | 16.7 | 36 | 0 |
| 1962 | | Jim Norton | 8 | 75 | 9.4 | 36 | 0 |
| 1963 | | Fred Glick | 12 | 180 | 15.0 | 40 | 1 |

| | | | | | | |
|------|-----------------------|----|-----|------|-----|---|
| 1964 |Pete Jaquess | 8 | 141 | 17.6 | 98t | 1 |
| 1965 |W.K. Hicks | 9 | 156 | 17.3 | 31 | 0 |
| 1966 |Jim Norton | 4 | 125 | 31.3 | 56 | 0 |
| |Fred Glick | 4 | 47 | 11.8 | 41 | 0 |
| 1967 |Miller Farr | 10 | 264 | 26.4 | 67 | 3 |
| 1968 |Ken Houston | 5 | 160 | 32.0 | 66t | 2 |
| 1969 |Miller Farr | 6 | 48 | 8.0 | 35 | 0 |
| 1970 |Zeke Moore | 6 | 85 | 14.2 | 32 | 0 |
| 1971 |Ken Houston | 9 | 220 | 24.4 | 48t | 4 |
| 1972 |Bob Atkins | 2 | 37 | 18.5 | 34 | 0 |
| |John Charles | 2 | 6 | 3.0 | 6 | 0 |
| 1973 |Guy Roberts | 4 | 55 | 13.8 | 27 | 0 |
| |Jeff Severson | 4 | 24 | 6.0 | 19 | 0 |
| 1974 |Bob Atkins | 6 | 85 | 14.2 | 36 | 0 |
| 1975 |Zeke Moore | 5 | 137 | 27.4 | 74 | 0 |
| 1976 |C.L. Whittington | 5 | 103 | 20.6 | 50 | 0 |
| 1977 |Mike Reinfeldt | 5 | 78 | 15.6 | 30 | 0 |
| 1978 |Willie Alexander | 5 | 51 | 10.2 | 29 | 0 |
| 1979 |Mike Reinfeldt | 12 | 205 | 17.1 | 39 | 0 |
| 1980 |Jack Tatum | 7 | 100 | 14.3 | 35 | 0 |
| 1981 |Greg Stemrick | 3 | 94 | 31.3 | 38 | 0 |
| |Carter Hartwig | 3 | 78 | 26.0 | 36 | 0 |
| 1982 |Robert Brazile | 1 | 31 | 31.0 | 31 | 0 |
| |Gregg Bingham | 1 | 8 | 8.0 | 8 | 0 |
| |Vernon Perry | 1 | 8 | 8.0 | 8 | 0 |
| 1983 |Willie Tullis | 5 | 65 | 13.0 | 44 | 0 |
| 1984 |Willie Tullis | 4 | 48 | 12.0 | 22 | 0 |
| 1985 |Steve Brown | 5 | 41 | 8.2 | 22 | 0 |
| 1986 |Allen Lyday | 3 | 24 | 8.0 | 24 | 0 |
| |Patrick Allen | 3 | 20 | 6.7 | 18 | 0 |
| 1987 |Keith Bostic | 6 | -14 | -2.3 | 7 | 0 |
| 1988 |Jeff Donaldson | 4 | 29 | 7.3 | 23 | 0 |
| 1989 |Steve Brown | 5 | 54 | 10.8 | 41 | 0 |
| 1990 |Richard Johnson | 8 | 100 | 12.5 | 35 | 1 |
| 1991 |Cris Dishman | 6 | 61 | 10.2 | 43 | 0 |
| 1992 |Jerry Gray | 6 | 24 | 4.0 | 22 | 0 |
| 1993 |Marcus Robertson | 7 | 137 | 19.6 | 69 | 0 |
| 1994 |Darryll Lewis | 5 | 57 | 11.4 | 20 | 0 |
| 1995 |Darryll Lewis | 6 | 145 | 24.2 | 98t | 1 |
| 1996 |Darryll Lewis | 5 | 103 | 20.6 | 53 | 1 |
| 1997 |Darryll Lewis | 5 | 115 | 23.0 | 47t | 1 |
| |Marcus Robertson | 5 | 127 | 25.4 | 48 | 0 |
| 1998 |Darryll Lewis | 4 | 40 | 10.0 | 33 | 0 |
| 1999 |Samari Rolle | 4 | 65 | 16.3 | 30 | 0 |

TACKLES

| Year | Player | Solo | Assist | Total |
|-------------|----------------------------|-----------|-----------|------------|
| 1974 |Gregg Bingham (LB) | 128 | 78 | 206 |
| 1975 |Gregg Bingham (LB) | 110 | 75 | 185 |
| 1976 |Gregg Bingham (LB) | 100 | 91 | 191 |
| 1977 |Gregg Bingham (LB) | 95 | 95 | 190 |
| 1978 |Gregg Bingham (LB) | 109 | 114 | 223 |
| 1979 |Gregg Bingham (LB) | 100 | 103 | 203 |
| 1980 |Gregg Bingham (LB) | 112 | 100 | 212 |
| 1981 |Gregg Bingham (LB) | 112 | 60 | 172 |
| 1982 |Daryl Hunt (LB) | 61 | 24 | 85 |
| 1983 |Gregg Bingham (LB) | 87 | 48 | 135 |
| 1984 |Robert Abraham (LB) | 106 | 92 | 198 |
| 1985 |Avon Riley (LB) | 80 | 67 | 147 |
| 1986 |John Grimsley (LB) | 112 | 87 | 199 |
| 1987 | Al Smith (LB) | 46 | 56 | 102 |
| 1988 |John Grimsley (LB) | 70 | 45 | 115 |
| 1989 |John Grimsley (LB) | 73 | 30 | 103 |
| 1990 |Al Smith (LB) | 78 | 26 | 104 |
| 1991 |Al Smith (LB) | 101 | 45 | 146 |
| 1992 |Al Smith (LB) | 70 | 52 | 122 |
| 1993 |Al Smith (LB) | 67 | 28 | 95 |
| 1994 |Al Smith (LB) | 97 | 45 | 142 |
| 1995 |Blaine Bishop (S) | 75 | 22 | 97 |
| 1996 |Blaine Bishop (S) | 73 | 36 | 100 |

| | | | | |
|------|--------------------------|----|----|-----|
| 1997 |Barron Wortham (LB) | 61 | 36 | 97 |
| 1998 |Joe Bowden (LB) | 88 | 57 | 145 |
| 1999 |Blaine Bishop (S) | 83 | 30 | 113 |
| |Eddie Robinson (LB) | 64 | 49 | 113 |

QB SACKS

| Year | Player | No. | | |
|------|---------------------|-------|------|-----------------------------------|
| 1960 | Don Floyd (DE) | .4 | 1980 | Mike Stensrud (DE)7 |
| 1961 | Doug Cline (LB) | .6 | 1981 | Jesse Baker (DE)10 |
| 1962 | Ed Husmann (DT) | .10 | 1982 | Jesse Baker (DE)7.5 |
| 1963 | Ed Husmann (DT) | .5 | 1983 | Jesse Baker (DE)5.5 |
| | Gary Cutsinger (DE) | | 1984 | Jesse Baker (DE)11 |
| 1964 | Ed Husmann (DT) | .4 | 1985 | Jesse Baker (DE)5.5 |
| | Don Floyd (DE) | | 1986 | Ray Childress (DE)5 |
| 1965 | Gary Cutsinger (DE) | .7 | 1987 | Ray Childress (DE)6 |
| 1966 | Gary Cutsinger (DE) | .5 | 1988 | Ray Childress (DE)8.5 |
| 1967 | George Rice (DT) | .6 | | William Fuller (DE)8.5 |
| 1968 | Pat Holmes (DE) | .6 | 1989 | Ray Childress (DE)8.5 |
| 1969 | Elvin Bethea (DE) | .14 | 1990 | Sean Jones (DE)12.5 |
| 1970 | Elvin Bethea (DE) | .9.5 | 1991 | William Fuller (DE)15 |
| 1971 | Elvin Bethea (DE) | .13 | 1992 | Ray Childress (DE)13 |
| 1972 | Mike Tilleman (DT) | .12 | 1993 | Sean Jones (DE)13 |
| 1973 | Elvin Bethea (DE) | .17 | 1994 | Lamar Lathon (DE)8.5 |
| 1974 | Ted Washington (LB) | .11 | 1995 | Anthony Cook (DE)4.5 |
| 1975 | Curly Culp (DT) | .11.5 | | Henry Ford (DE) |
| 1976 | Elvin Bethea (DE) | .14.5 | 1996 | Anthony Cook (DE)7.5 |
| 1977 | James Young (DE) | .7.5 | 1997 | Kenny Holmes (DE)7 |
| 1978 | Elvin Bethea (DE) | .8 | | Gary Walker (DT) |
| 1979 | Jesse Baker (DE) | .15.5 | 1998 | Lonnie Marts (LB)4 |
| | | | 1999 | Jevon Kearse (DE)14.5 |

Campbell Inducted Into Hall of Fame



One of the greatest running backs in NFL history, RB Earl Campbell received his well-deserved moment in glory in 1991 when he was inducted into the Pro Football Hall of Fame in Canton, Ohio. Standing with him is his longtime coach, Bum Phillips.

YEAR-BY-YEAR OFFENSE

| <u>Year</u> | <u>Total Plays</u> | <u>First Downs</u> | <u>Rush Yards</u> | <u>Net Pass Yards</u> | <u>Total Yards</u> | <u>Total Points</u> |
|-------------|--------------------|--------------------|-------------------|-----------------------|--------------------|---------------------|
| 1960 | 930 | 262 | 1,565 | 3,371 | 4,936 | 379 |
| 1961 | 964 | 293 | 1,896 | 4,392 | 6,288 | 513 |
| 1962 | 943 | 266 | 1,742 | 3,229 | 4,971 | 387 |
| 1963 | 870 | 254 | 1,210 | 3,222 | 4,432 | 302 |
| 1964 | 942 | 284 | 1,347 | 3,527 | 4,874 | 310 |
| 1965 | 905 | 227 | 1,175 | 2,813 | 3,988 | 298 |
| 1966 | 926 | 246 | 1,515 | 2,897 | 4,412 | 335 |
| 1967 | 828 | 207 | 2,122 | 1,381 | 3,503 | 258 |
| 1968 | 905 | 240 | 1,804 | 2,548 | 4,352 | 303 |
| 1969 | 965 | 256 | 1,706 | 2,825 | 4,531 | 278 |
| 1970 | 922 | 232 | 1,556 | 2,506 | 4,062 | 217 |
| 1971 | 815 | 201 | 1,106 | 2,409 | 3,515 | 251 |
| 1972 | 817 | 183 | 1,518 | 1,673 | 3,191 | 164 |
| 1973 | 840 | 193 | 1,388 | 1,919 | 3,307 | 199 |
| 1974 | 817 | 200 | 1,361 | 1,977 | 3,338 | 236 |
| 1975 | 900 | 234 | 2,068 | 1,869 | 3,937 | 293 |
| 1976 | 878 | 199 | 1,498 | 2,072 | 3,570 | 222 |
| 1977 | 879 | 228 | 1,989 | 1,875 | 3,864 | 299 |
| 1978 | 993 | 276 | 2,476 | 2,338 | 4,814 | 283 |
| 1979 | 1,034 | 268 | 2,571 | 2,256 | 4,827 | 362 |
| 1980 | 1,063 | 329 | 2,635 | 3,007 | 5,642 | 295 |
| 1981 | 947 | 241 | 1,734 | 2,777 | 4,511 | 281 |
| 1982 | 551 | 138 | 799 | 1,574 | 2,373 | 136 |
| 1983 | 1,033 | 295 | 1,998 | 2,902 | 4,900 | 288 |
| 1984 | 969 | 284 | 1,656 | 3,228 | 4,884 | 240 |
| 1985 | 998 | 270 | 1,570 | 3,082 | 4,652 | 284 |
| 1986 | 1,089 | 299 | 1,700 | 3,449 | 5,149 | 274 |
| 1987 | 998 | 294 | 1,923 | 3,300 | 5,223 | 345 |
| 1988 | 1,010 | 308 | 2,249 | 2,956 | 5,205 | 424 |
| 1989 | 1,028 | 327 | 1,928 | 3,499 | 5,427 | 365 |
| 1990 | 1,006 | 376 | 1,417 | 4,805 | 6,222 | 405 |
| 1991 | 1,022 | 353 | 1,366 | 4,621 | 5,987 | 386 |
| 1992 | 958 | 339 | 1,626 | 4,029 | 5,655 | 352 |
| 1993 | 1,066 | 330 | 1,792 | 3,866 | 5,658 | 368 |
| 1994 | 1,036 | 278 | 1,682 | 2,799 | 4,481 | 226 |
| 1995 | 1,046 | 295 | 1,664 | 3,241 | 4,905 | 348 |
| 1996 | 972 | 287 | 1,950 | 3,098 | 5,048 | 345 |
| 1997 | 993 | 288 | 2,414 | 2,505 | 4,919 | 333 |
| 1998 | 1,016 | 308 | 1,970 | 3,291 | 5,261 | 330 |
| 1999 | 1,011 | 294 | 1,811 | 3,479 | 5,290 | 392 |

YEAR-BY-YEAR DEFENSE

| <u>Year</u> | <u>Total Plays</u> | <u>First Downs</u> | <u>Rush Yards</u> | <u>Net Pass Yards</u> | <u>Total Yards</u> | <u>Total Points</u> |
|-------------|--------------------|--------------------|-------------------|-----------------------|--------------------|---------------------|
| 1960 | 995 | 282 | 1,027 | 3,874 | 4,901 | 285 |
| 1961 | 899 | 235 | 1,634 | 2,391 | 4,025 | 242 |
| 1962 | 880 | 217 | 1,569 | 2,561 | 4,130 | 270 |
| 1963 | 873 | 256 | 1,710 | 2,606 | 4,316 | 372 |
| 1964 | 896 | 267 | 1,961 | 3,280 | 5,241 | 355 |
| 1965 | 946 | 271 | 2,683 | 2,470 | 5,153 | 429 |
| 1966 | 881 | 244 | 1,833 | 3,162 | 4,995 | 396 |
| 1967 | 910 | 233 | 1,637 | 2,418 | 4,055 | 199 |
| 1968 | 854 | 198 | 1,704 | 1,671 | 3,375 | 248 |
| 1969 | 833 | 183 | 1,556 | 2,217 | 3,773 | 279 |
| 1970 | 840 | 227 | 1,793 | 2,605 | 4,398 | 352 |
| 1971 | 880 | 237 | 1,723 | 2,072 | 3,795 | 330 |
| 1972 | 894 | 263 | 2,591 | 2,143 | 4,734 | 380 |
| 1973 | 929 | 274 | 2,410 | 2,237 | 4,647 | 447 |
| 1974 | 919 | 268 | 2,050 | 2,375 | 4,425 | 282 |
| 1975 | 952 | 264 | 1,680 | 2,457 | 4,137 | 226 |
| 1976 | 935 | 226 | 2,072 | 1,915 | 3,987 | 273 |
| 1977 | 933 | 247 | 1,815 | 2,142 | 3,957 | 230 |
| 1978 | 1,021 | 292 | 2,072 | 2,842 | 4,914 | 298 |
| 1979 | 1,038 | 304 | 2,225 | 2,765 | 4,990 | 331 |
| 1980 | 932 | 259 | 1,811 | 2,801 | 4,612 | 251 |
| 1981 | 1,084 | 325 | 2,411 | 3,315 | 5,726 | 355 |
| 1982 | 613 | 187 | 1,225 | 2,213 | 3,438 | 245 |
| 1983 | 1,031 | 332 | 2,787 | 2,845 | 5,632 | 460 |
| 1984 | 1,075 | 345 | 2,789 | 3,179 | 5,968 | 437 |
| 1985 | 1,091 | 356 | 2,814 | 3,341 | 6,155 | 412 |
| 1986 | 1,054 | 285 | 2,035 | 2,999 | 5,034 | 329 |
| 1987 | 976 | 287 | 1,848 | 3,145 | 4,993 | 349 |
| 1988 | 985 | 304 | 1,592 | 3,266 | 4,858 | 365 |
| 1989 | 940 | 314 | 1,669 | 3,542 | 5,211 | 412 |
| 1990 | 890 | 279 | 1,575 | 3,060 | 4,635 | 307 |
| 1991 | 984 | 280 | 1,540 | 3,208 | 4,748 | 251 |
| 1992 | 907 | 254 | 1,634 | 2,577 | 4,211 | 258 |
| 1993 | 1,003 | 289 | 1,273 | 3,601 | 4,874 | 238 |
| 1994 | 971 | 275 | 2,120 | 2,795 | 4,915 | 352 |
| 1995 | 983 | 267 | 1,526 | 3,125 | 4,651 | 324 |
| 1996 | 956 | 271 | 1,385 | 3,225 | 4,610 | 319 |
| 1997 | 992 | 292 | 1,573 | 3,658 | 5,231 | 310 |
| 1998 | 955 | 279 | 1,610 | 3,511 | 5,121 | 320 |
| 1999 | 994 | 300 | 1,550 | 3,695 | 5,245 | 324 |

TITANS INDIVIDUAL RECORDS

Number of Games Played in Season

| | |
|----------|----------|
| 1960-77: | 14 games |
| 1978-86: | 16 games |
| 1982: | 9 games |
| 1987: | 15 games |
| 1988-99: | 16 games |

SERVICE

Most Seasons

| | |
|----|-------------------------|
| 17 | Bruce Matthews, 1983-99 |
| 16 | Elvin Bethea, 1968-83 |
| 12 | Gregg Bingham, 1973-84 |
| | Mike Munchak, 1982-93 |

Most Seasons, Active

| | |
|----|-------------------------|
| 17 | Bruce Matthews, 1983-99 |
|----|-------------------------|

Most Games Played

| | |
|-----|-------------------------|
| 264 | Bruce Matthews, 1983-99 |
| 210 | Elvin Bethea, 1968-83 |
| 173 | Gregg Bingham, 1973-84 |
| 160 | Ray Childress, 1985-95 |
| 159 | Mike Munchak, 1982-93 |

Most Games Played, Active

| | |
|-----|-------------------------|
| 264 | Bruce Matthews, 1983-99 |
|-----|-------------------------|

Most Consecutive Games Played

| | |
|-----|-------------------------|
| 200 | Bruce Matthews, 1987-99 |
| 147 | Robert Brazile, 1975-84 |
| 135 | Elvin Bethea, 1968-77 |
| 134 | Gregg Bingham, 1973-81 |

Most Consecutive Games Played, Active

| | |
|-----|-------------------------|
| 200 | Bruce Matthews, 1987-99 |
|-----|-------------------------|

Most Consecutive Games Started

| | |
|-----|-------------------------|
| 197 | Bruce Matthews, 1987-99 |
| 147 | Robert Brazile, 1975-84 |
| 135 | Elvin Bethea, 1968-77 |
| 134 | Gregg Bingham, 1973-81 |

Most Consecutive Games Started, Active

| | |
|-----|-------------------------|
| 197 | Bruce Matthews, 1987-99 |
|-----|-------------------------|

SCORING

Most Seasons Leading Team

| | |
|---|------------------------|
| 8 | Al Del Greco, 1992-99 |
| 7 | George Blanda, 1960-66 |
| 5 | Tony Zendejas, 1985-90 |

Most Consecutive Seasons Leading Team

| | |
|---|------------------------|
| 8 | Al Del Greco, 1992-99 |
| 7 | George Blanda, 1960-66 |
| 5 | Tony Zendejas, 1985-89 |

POINTS

Career

| | |
|-----|---|
| 942 | Al Del Greco, 1991-99 (285 PAT, 219 FG) |
| 596 | George Blanda, 1960-66 (4 TD, 299 PAT, 91 FG) |
| 548 | Tony Zendejas, 1985-90 (197 PAT, 117 FG) |
| 438 | Earl Campbell, 1978-84 (73 TD) |
| 392 | Toni Fritsch, 1977-81 (149 PAT, 81 FG) |

Season

| | |
|-----|---|
| 136 | Al Del Greco, 1998 (28 PAT, 36 FG) |
| 131 | Al Del Greco, 1996 (35 PAT, 32 FG) |
| 126 | Al Del Greco, 1993 (39 PAT, 29 FG) |
| 115 | George Blanda, 1960 (4 TD, 46 PAT, 15 FG) |
| | Tony Zendejas, 1989 (40 PAT, 25 FG) |

Most Seasons, 100 or More Points

| | |
|---|--------------------------------|
| 7 | Al Del Greco, 1992-93, 1995-99 |
| 2 | George Blanda, 1960-61 |
| | Tony Zendejas, 1988-89 |

Season, Rookie

| | |
|----|-------------------------------------|
| 92 | Tony Zendejas, 1985 (29 PAT, 21 FG) |
|----|-------------------------------------|

| | |
|----|----------------------------------|
| 86 | Roy Gerela, 1969 (29 PAT, 19 FG) |
| 72 | Bill Groman, 1960 (12 TD) |

Game

| | |
|----|---|
| 30 | Billy Cannon, @ N.Y. Titans, 12/10/61 (5 TD) |
| 26 | George Blanda, vs. L.A. Chargers, 9/18/60 (3 TD, 5 PAT, 1 FG) |

Game, Opponent

| | |
|----|---|
| 24 | Art Powell, @ Oakland, 12/22/63 |
| | Corey Dillon, @ Cincinnati, 12/4/97 |
| 19 | Horst Muhlmann, vs. Cincinnati, 12/17/72 |
| 18 | 14 times, last by Antonio Freeman, @ G.B., 12/20/98 |

Most Consecutive Games Scoring

| | |
|----|------------------------|
| 67 | Al Del Greco, 1994-99 |
| 40 | George Blanda, 1960-63 |

TOUCHDOWNS

Career

| | |
|----|---------------------------|
| 73 | Earl Campbell, 1978-84 |
| 51 | Charles Hennigan, 1960-66 |
| 48 | Kenny Burrough, 1971-81 |
| | Ernest Givins, 1986-94 |

Season

| | |
|----|---------------------|
| 19 | Earl Campbell, 1979 |
| 18 | Bill Groman, 1961 |

Game

| | |
|---|---------------------------------------|
| 5 | Billy Cannon, @ N.Y. Titans, 12/10/61 |
|---|---------------------------------------|

Game, Opponent

| | |
|---|---|
| 4 | Art Powell, @ Oakland, 12/22/63 |
| | Bob Hayes, @ Dallas, 12/20/70 |
| | Corey Dillon, @ Cincinnati, 12/4/97 |
| 3 | 12 times, last by Antonio Freeman, @ G.B., 12/20/98 |

Most Consecutive Games Scoring Touchdown

| | |
|---|---------------------|
| 8 | Bill Groman, 1961 |
| 5 | Hoyle Granger, 1967 |
| | Earl Campbell, 1979 |
| | Chris Sanders, 1995 |

POINTS AFTER TOUCHDOWNS

Career

| | |
|-----|------------------------|
| 299 | George Blanda, 1960-66 |
| 285 | Al Del Greco, 1991-99 |
| 197 | Tony Zendejas, 1985-90 |
| 149 | Toni Fritsch, 1977-81 |
| 120 | Skip Butler, 1972-77 |

Season

| | |
|----|---------------------|
| 64 | George Blanda, 1961 |
| 48 | George Blanda, 1962 |
| | Tony Zendejas, 1988 |

Game

| | |
|---|--|
| 8 | George Blanda, vs. N.Y. Titans, 10/14/62 |
| 7 | George Blanda, @ Denver, 11/5/61 |
| | George Blanda, vs. N.Y. Titans, 11/19/61 |
| | George Blanda, @ Oakland, 12/22/63 |
| | Teddy Garcia, vs. Cleveland, 12/9/90 |

Most Made, Opponent, Game

| | |
|---|--|
| 7 | Colton Davidson, @ Oakland, 12/22/63 |
| | Horst Muhlmann, vs. Cincinnati, 12/17/72 |
| | Jim Breech, @ Cincinnati, 12/17/89 |

Most Consecutive PATs

| | |
|-----|------------------------|
| 209 | Al Del Greco, 1993-99 |
| 76 | Al Del Greco, 1991-93 |
| 75 | Skip Butler, 1972-76 |
| 64 | George Blanda, 1961-62 |

Most Two-Point Conversions, Career

| | |
|---|---------------------------|
| 3 | Haywood Jeffires, 1987-95 |
|---|---------------------------|

Most Two-Point Conversions, Season

- 3 Haywood Jeffires, 1994

Most Two-Point Conversions, Game

- 1 10 Times, last by Jackie Harris @ Baltimore, 12/5/99 (pass)

Most Two-Point Conversions, Opponent, Game

- 2 Charles Johnson @ Pittsburgh, 11/1/98 (pass)

FIELD GOALS**Most Attempted, Career**

- 262 Al Del Greco, 1991-99
189 George Blanda, 1960-66
Tony Zendejas, 1985-90
121 Skip Butler, 1972-77
105 Toni Fritsch, 1977-81

Most Attempted, Season

- 40 Roy Gerela, 1969
39 Al Del Greco, 1998
38 Al Del Greco, 1996
37 Tony Zendejas, 1989
35 Al Del Greco, 1997
34 George Blanda, 1960
Tony Zendejas, 1988
Al Del Greco, 1993

Most Attempted, Game

- 6 George Blanda, vs. N.Y. Titans, 10/9/60
George Blanda, vs. Denver, 9/14/63
Skip Butler, @ Cleveland, 10/12/75
Al Del Greco, vs. Atlanta, 12/5/93

Most Attempted, Opponent, Game

- 7 Tom Dempsey, Philadelphia, 11/12/72
6 Roy Gerela, Pittsburgh, 12/9/73
Jim Breech, @ Cincinnati, 11/1/87
John Carney, @ San Diego, 9/19/93

Most Made, Career

- 219 Al Del Greco, 1991-99
117 Tony Zendejas, 1985-90
91 George Blanda, 1960-66
81 Toni Fritsch, 1977-81
70 Skip Butler, 1972-77

Most Made, Season

- 36 Al Del Greco, 1998
32 Al Del Greco, 1996
29 Al Del Greco, 1993
27 Al Del Greco, 1995
27 Al Del Greco, 1997
25 Tony Zendejas, 1989

Most Made, Game

- 5 Roy Gerela, vs. Miami, 9/28/69

Most Made, Opponent, Game

- 6 Tom Dempsey, vs. Philadelphia, 11/12/72
John Carney, @ San Diego, 9/19/93
5 Jim Breech, @ Cincinnati, 11/1/87
Steve Christie, vs. Buffalo, 9/18/94
4 11 times, last by Kevin Butler, @ Chi, 10/22/95

Most Consecutive Field Goals Made

- 20 Al Del Greco, 1998-99
18 Al Del Greco, 1995-96
13 Al Del Greco, 1994-95
12 Al Del Greco, 1996
11 Florian Kempf, 1983

Most Consecutive Games With Field Goal Made

- 10 George Blanda, 1964-65
George Blanda, 1966

Longest Field Goal

- 56 Al Del Greco, vs. San Francisco, 10/27/96
55 George Blanda, vs. San Diego, 12/3/61
54 George Blanda, @ Oakland, 11/11/62
Skip Butler, @ Buffalo, 9/19/76

Al Del Greco, vs. Kansas City, 9/20/92

Longest Field Goal, Opponent

- 56 Jason Elam, Denver, 11/26/95
55 Chris Bahr, @ Cincinnati, 9/23/79
Matt Stover, Cleveland, 11/17/91
54 Jan Stenerud, Kansas City, 9/9/67
Gary Anderson, Pittsburgh, 12/8/91
Matt Bahr, @ N.Y. Giants, 12/21/91

Highest Field Goal Percentage, Career (100 made)

- 83.6 Al Del Greco, 1991-99, (219-262)
71.8 Tony Zendejas, 1985-90, (117 of 163)

Season

- 92.3 Al Del Greco, 1998 (36 of 39)
87.1 Al Del Greco, 1995 (27 of 31)
85.3 Al Del Greco, 1993 (29 of 34)
85.0 Florian Kempf, 1983 (17 of 20)
84.2 Al Del Greco, 1996 (32 of 38)
84.0 Al Del Greco, 1999 (21 of 25)
84.0 Toni Fritsch, 1979 (21 of 25)

SAFETIES**Most Safeties, Career**

- 2 Elvin Bethea (1968-83)
James Young (1977-79)

Most Safeties, Game

- 1 31 times, last by John Thornton (1/2/00 @ Pitt., sacked QB Mike Tomczak in end zone)

RUSHING**Most Seasons Leading Team**

- 6 Earl Campbell, 1978-84
4 Eddie George, 1996-99
4 Mike Rozier, 1985-90

Most Consecutive Seasons Leading Team

- 6 Earl Campbell, 1978-83
4 Eddie George, 1996-99
4 Mike Rozier, 1985-89

ATTEMPTS**Career**

- 1,979 Earl Campbell, 1978-84
1,360 Eddie George, 1996-99
1,000 Lorenzo White, 1988-94
910 Mike Rozier, 1985-90
908 Charles Tolar, 1960-66
773 Hoyle Granger, 1966-70, 72

Season

- 373 Earl Campbell, 1980
368 Earl Campbell, 1979
361 Earl Campbell, 1981

Game

- 39 Earl Campbell, vs. Seattle, 10/11/81
38 Earl Campbell, @ Kansas City, 10/12/80
37 Earl Campbell, vs. Cincinnati, 10/4/81

Game, Opponent

- 39 Corey Dillon, @ Cincinnati, 12/4/97
34 Rodney Hampton, N.Y. Giants, 11/21/94
32 Greg Pruitt, Cleveland, 12/3/81
Tony Collins, @ New England, 11/28/82

YARDS GAINED**Career**

- 8,574 Earl Campbell, 1978-84
5,365 Eddie George, 1996-99
4,079 Lorenzo White, 1988-94
3,514 Hoyle Granger, 1966-70, 72
3,426 Mike Rozier, 1985-90
3,288 Charles Tolar, 1960-66

Season

- 1,934 Earl Campbell, 1980
1,697 Earl Campbell, 1979
1,450 Earl Campbell, 1978

Season, Rookie

- 1,450 Earl Campbell, 1978
- 1,368 Eddie George, 1996
- 947 Rodney Thomas, 1995
- 756 Sid Blanks, 1964
- 652 Rob Carpenter, 1977

Game

- 216 Billy Cannon, @ N.Y. Titans, 12/10/61
- 216 Eddie George, vs. Oakland, 8/31/97
- 206 Earl Campbell, @ Chicago, 11/16/80

Game, Opponent

- 246 Corey Dillon, @ Cincinnati, 12/4/97
- 215 Eric Dickerson, @ L.A. Rams, 12/9/84
- 201 James Brooks, @ Cincinnati, 12/23/90

Longest Run

- 91 Sid Blanks, vs. N.Y. Jets, 12/13/64 (TD)
- 81 Earl Campbell, vs. Miami, 11/20/78 (TD)
- 80 Larry Moriarty, @ L.A. Raiders, 9/11/83
- 77 Rob Carpenter, vs. Kansas City, 11/27/77

Longest Run, Opponent

- 91 Wilbert Montgomery, @ Philadelphia, 12/19/82 (TD)
- 80 Wray Carlton, vs. Buffalo, 12/5/65 (TD)
- 79 Bill Mathis, @ N.Y. Jets, 11/21/65

Most Seasons, 1,000 or More Yards

- 5 Earl Campbell, 1978-81, 1983
- 4 Eddie George, 1996-99
- 1 Five players, last by Gary Brown in 1993

Most Consecutive Seasons, 1,000 or More Yards

- 4 Earl Campbell, 1978-81
- 4 Eddie George, 1996-99

Most Games, 200 or More Yards, Season

- 4 Earl Campbell, 1980
- 1 Twice, last by Eddie George, 1997

Most Games, 100 or More Yards, Career

- 39 Earl Campbell, 1978-84
- 23 Eddie George, 1996-99
- 11 Hoyle Granger, 1966-70, 1972
- 8 Mike Rozier, 1985-90

Most Games, 100 or More Yards, Season

- 11 Earl Campbell, 1979
- 10 Earl Campbell, 1980
- 8 Eddie George, 1997
- 7 Hoyle Granger, 1967
- Earl Campbell, 1978, 1983

Most Consecutive Games, 100 or More Yards

- 7 Earl Campbell, 1979
- 6 Earl Campbell, 1980
- 5 Eddie George, 1998

AVERAGE GAIN**Career (Minimum 750 attempts)**

- 4.56 Hoyle Granger (1966-70, 1972)
- 4.33 Earl Campbell (1978-84)
- 4.08 Lorenzo White (1988-94)

Season

- 5.21 Sid Blanks, 1964
- 5.18 Earl Campbell, 1980
- 5.14 Gary Brown, 1993
- 5.05 Hoyle Granger, 1967

TOUCHDOWNS**Career**

- 73 Earl Campbell, 1978-84
- 29 Lorenzo White, 1988-94
- 28 Eddie George, 1996-99
- 27 Mike Rozier, 1985-90
- 21 Allen Pinkett, 1986-91

Season

- 19 Earl Campbell, 1979
- 13 Earl Campbell, 1978, 1980

Season, Rookie

- 13 Earl Campbell, 1978

Game

- 4 Earl Campbell, vs. Miami, 11/20/78
- Lorenzo White, vs. Cleveland, 12/9/90

Game, Opponent

- 4 Corey Dillon, @ Cincinnati, 12/4/97
- 3 7 times, last by Marshall Faulk, @ Ind., 9/4/94

Most Consecutive Games, Rushing Touchdown

- 5 Earl Campbell, 1979
- 4 Earl Campbell, 1981
- Alonzo Highsmith, 1989
- Gary Brown, 1993
- 3 Robert Holmes, 1971
- Willie Rodgers, 1974
- Earl Campbell, 1980, 1981
- Allen Pinkett, 1991
- Lorenzo White, 1992
- Eddie George, 1999
- Steve McNair, 1999

PASSING**Most Seasons Leading Team**

- 10 Warren Moon, 1984-93
- 9 Dan Pastorini, 1971-79
- 7 George Blanda, 1960-66

Most Consecutive Seasons Leading Team

- 10 Warren Moon, 1984-93
- 9 Dan Pastorini, 1971-79
- 7 George Blanda, 1960-66

ATTEMPTS**Career**

- 4,546 Warren Moon, 1984-93
- 2,784 George Blanda, 1960-66
- 2,767 Dan Pastorini, 1971-79
- 1,461 Steve McNair, 1995-98
- 824 Pete Beathard, 1967-69
- 739 Ken Stabler, 1980-81

Season

- 655 Warren Moon, 1991
- 584 Warren Moon, 1990
- 520 Warren Moon, 1993
- 505 George Blanda, 1964
- 492 Steve McNair, 1998

Game

- 68 George Blanda, @ Buffalo, 11/1/64
- 60 George Blanda, vs. Oakland, 11/7/65

Game, Opponent

- 54 Eric Zeier, @ Cleveland, 11/5/95
- 53 Mickey Slaughter, Denver, 12/20/64
- Tommy Kramer, Minnesota, 12/21/80
- Brian Sipe, @ Cleveland, 9/13/81
- 52 4 times, last by Bobby Hebert, vs. Atlanta, 12/5/93

COMPLETIONS**Career**

- 2,632 Warren Moon, 1984-93
- 1,426 Dan Pastorini, 1971-79
- 1,347 George Blanda, 1960-66
- 821 Steve McNair, 1995-98
- 458 Ken Stabler, 1980-81

Season

- 404 Warren Moon, 1991 (NFL record)
- 362 Warren Moon, 1990
- 303 Warren Moon, 1993
- 293 Ken Stabler, 1980
- 289 Steve McNair, 1998

Game

- 41 Warren Moon, vs. Dallas, 11/10/91
- 37 George Blanda, @ Buffalo, 11/1/64

- 36 Warren Moon, vs. Seattle, 11/7/93
Game, Opponent
 34 Mickey Slaughter, Denver, 12/20/64
 31 Bobby Hebert, @ Atlanta, 10/13/96
 30 4 times, last by Bobby Hebert, Atlanta, 12/5/93

COMPLETION PERCENTAGE

- Career** (Minimum 1,500 attempts)
 57.9 Warren Moon, 1984-93 (2,632 of 4,546)
 51.5 Dan Pastorini, 1971-79 (1,426 of 2,767)
 48.4 George Blanda, 1960-66 (1,347 of 2,784)

Season

- 65.6 Cody Carlson, 1992 (149 of 227)
 64.7 Warren Moon, 1992 (224 of 346)
 64.5 Ken Stabler, 1980 (293 of 454)
 63.2 Chris Chandler, 1995 (225 of 356)
 62.0 Warren Moon, 1990 (362 of 584)

Game (Min. 20 attempts)

- 88.5 Chris Chandler, @ Cincinnati, 9/24/95 (23 of 26)

YARDS GAINED

Career

- 33,685 Warren Moon, 1984-93
 19,149 George Blanda, 1960-66
 16,846 Dan Pastorini, 1971-79
 9,838 Steve McNair, 1995-99
 5,190 Ken Stabler, 1980-81
 5,128 Pete Beathard, 1967-69

Season

- 4,690 Warren Moon, 1991
 4,689 Warren Moon, 1990
 3,631 Warren Moon, 1989
 3,489 Warren Moon, 1986
 3,485 Warren Moon, 1993

Game

- 527 Warren Moon, @ Kansas City, 12/16/90
 464 George Blanda, @ Buffalo, 10/29/61

Game, Opponent

- 407 Tom Flores, @ Oakland, 12/22/63,
 389 Jim McMahon, @ San Diego, 9/17/89
 387 Boomer Esiason, @ Cincinnati, 11/1/87

Most Seasons, 3,000 or More Passing Yards

- 6 Warren Moon, 1984-93
 3 George Blanda, 1960-66

Most Games, 400 or More Passing Yards, Career

- 4 Warren Moon, 1984-93

Most Games, 400 or More Passing Yards, Season

- 2 Warren Moon, 1991

Most Games, 300 or More Passing Yards, Career

- 38 Warren Moon, 1984-93
 15 George Blanda, 1960-66

Most Games, 300 or More Passing Yards, Season

- 9 Warren Moon, 1990
 6 Warren Moon, 1991

Most Consecutive Games, 300 or More Passing Yards

- 4 Warren Moon, 1990

Longest Pass Completion (All TDs)

- 98 Jacky Lee (to Willard Dewveall), vs. S.D., 11/25/62
 95 George Blanda (to Dick Compton), vs. Buffalo, 12/5/65
 92 Jacky Lee (to Bill Groman), vs. Denver, 11/20/60

Longest Pass Completion, Opponent (All TDs)

- 94 Jack Kemp (to Glenn Bass), Buffalo, 10/11/64
 90 John McCormick (to Bob Scarpitto),
 @ Den 10/17/65

TOUCHDOWNS

Career

- 196 Warren Moon, 1984-93
 165 George Blanda, 1960-66
 96 Dan Pastorini, 1971-79

Season

- 36 George Blanda, 1961
 33 Warren Moon, 1990

- 27 George Blanda, 1962

Game

- 7 George Blanda, vs. N.Y. Titans, 11/19/61
 6 George Blanda, vs. N.Y. Titans, 10/14/62

Game, Opponent

- 6 Tom Flores, @ Oakland, 12/22/63
 5 Joe Namath, @ N.Y. Jets, 9/18/66
 Craig Morton, @ Dallas, 12/20/70
 Jim Kelly, Buffalo, 9/24/89
 4 6 times, last by Jeff Blake, @ Cincinnati, 1/13/94

Most Consecutive Games, Touchdown Pass

- 21 Warren Moon, 1990-91
 17 Warren Moon, 1992-93
 14 George Blanda, 1964-65

HAD INTERCEPTED

Career

- 189 George Blanda, 1960-66
 166 Warren Moon, 1984-93
 139 Dan Pastorini, 1971-79

Season

- 42 George Blanda, 1962
 28 Ken Stabler, 1980
 26 Warren Moon, 1986

Game

- 6 George Blanda, @ Buffalo, 9/9/62
 George Blanda, vs. Denver, 11/14/65

Game, Opponent

- 6 Joe Namath, @ N.Y. Jets, 10/15/67
 Bobby Hebert, Atlanta, 12/5/93
 5 Rick Norton, @ Miami, 11/23/69
 4 4 times, last by Jake Plummer, @ Ariz, 10/26/97

Most Consecutive Passes Attempted, None Intercepted

- 154 Billy Joe Tolliver, 1994
 130 Warren Moon, 1984

Most Attempts, No Interceptions, Game

- 56 Warren Moon, vs. Dallas, 11/10/91

PASS RECEIVING

RECEPTIONS

Most Seasons Leading Team

- 7 Ken Burrough, 1971-81
 5 Haywood Jeffires, 1987-95
 4 Frank Wycheck, 1996-99

Most Consecutive Seasons Leading Team

- 6 Ken Burrough, 1974-79
 4 Frank Wycheck, 1996-99
 4 Charles Hennigan, 1961-64

Career

- 542 Ernest Givins, 1986-94
 515 Haywood Jeffires, 1987-95
 480 Drew Hill, 1985-91
 410 Charles Hennigan, 1960-66
 408 Ken Burrough, 1971-81

Season

- 101 Charles Hennigan, 1964
 100 Haywood Jeffires, 1991
 90 Drew Hill, 1991
 Haywood Jeffires, 1992

Game

- 13 Charles Hennigan, @ Boston, 10/13/61
 Haywood Jeffires, @ N.Y. Jets, 10/13/91
 12 Sid Blanks, @ San Diego, 9/12/64
 Charles Hennigan, @ Buffalo, 11/1/64
 Charles Hennigan, vs. Boston, 11/29/64

Game, Opponent

- 12 Cris Carter, @ Minnesota, 10/8/95
 11 Don Maynard, N.Y. Titans, 10/9/60
 Robert Scarpitto, Denver, 12/20/64,
 Carl Pickens, @ Cincinnati, 11/13/94
 10 17 times, last by Frank Sanders, @ Ariz,
 10/26/97

Most Consecutive Games, Pass Reception

| | |
|----|---------------------------|
| 82 | Ernest Givins, 1988-93 |
| 76 | Drew Hill, 1986-91 |
| 55 | Frank Wycheck, 1996-99 |
| 53 | Haywood Jeffires, 1990-93 |
| 52 | Ken Burrough, 1973-77 |

Most Seasons, 50 or More Pass Receptions

| | |
|---|-----------------------------|
| 8 | Ernest Givins, 1986-93 |
| 6 | Drew Hill, 1985-86, 1988-91 |
| | Haywood Jeffires, 1990-95 |
| 5 | Charles Hennigan, 1961-64 |
| 4 | Frank Wycheck, 1996-99 |
| 3 | Curtis Duncan, 1990-92 |

YARDS**Career**

| | |
|-------|---------------------------|
| 7,935 | Ernest Givins, 1986-94 |
| 7,477 | Drew Hill, 1985-91 |
| 6,907 | Ken Burrough, 1971-81 |
| 6,823 | Charles Hennigan, 1960-66 |
| 6,119 | Haywood Jeffires, 1987-95 |

Season

| | |
|-------|------------------------|
| 1,746 | Charles Hennigan, 1961 |
| 1,561 | Charles Hennigan, 1964 |

Game

| | |
|-----|---|
| 272 | Charles Hennigan, @ Boston, 10/13/61 |
| 245 | Haywood Jeffires, @ Kansas City, 12/16/90 |
| 232 | Charles Hennigan, @ Buffalo, 10/29/61 |
| 210 | Drew Hill, @ Indianapolis, 12/22/85 |

Game, Opponent

| | |
|-----|------------------------------------|
| 247 | Art Powell, @ Oakland, 12/22/63 |
| 212 | Don Maynard, @ N.Y. Jets, 10/20/69 |
| 210 | Bake Turner, N.Y. Jets, 10/10/63 |

Longest Pass Reception (All TDs)

| | |
|----|---|
| 98 | Willard Dewveall, vs. San Diego, 11/25/62 |
| 95 | Dick Compton, vs. Buffalo, 12/5/65 |
| 92 | Bill Groman, vs. Denver, 11/20/60 |

Longest Pass Completion, Opponent (All TDs)

| | |
|----|----------------------------------|
| 94 | Glenn Bass, Buffalo, 10/11/64 |
| 90 | Bob Scarpitto, @ Denver 10/17/65 |

Most Seasons, 1,000 or More Yds Pass Receiving, Career

| | |
|---|---------------------------|
| 3 | Charles Hennigan, 1960-66 |
| 3 | Drew Hill, 1985-91 |

Most Cons. Seasons, 1,000 or More Yds. Pass Rec., Career

| | |
|---|---------------------------|
| 2 | Charles Hennigan, 1963-64 |
| 2 | Tim Smith, 1983-84 |

Most Games, 100 or More Yards Pass Receiving, Career

| | |
|----|---------------------------|
| 26 | Charles Hennigan, 1960-66 |
| 24 | Drew Hill, 1985-91 |
| 18 | Ernest Givins, 1986-93 |

Most Games, 100 or More Yards Pass Receiving, Season

| | |
|---|------------------------|
| 9 | Charles Hennigan, 1964 |
|---|------------------------|

TOUCHDOWNS**Career**

| | |
|----|---------------------------|
| 51 | Charles Hennigan, 1960-66 |
| 47 | Ken Burrough, 1971-81 |
| | Drew Hill, 1985-91 |
| | Haywood Jeffires, 1987-95 |
| 46 | Ernest Givins, 1986-94 |

Season

| | |
|----|------------------------|
| 17 | Bill Groman, 1961 |
| 12 | Bill Groman, 1960 |
| | Charles Hennigan, 1961 |
| | Charles Frazier, 1966 |

Game

| | |
|---|--|
| 3 | 13 times, last by Haywood Jeffires, @ Cin., 11/14/93 |
|---|--|

Game, Opponent

| | |
|---|--|
| 4 | Art Powell, @ Oakland, 12/22/63 |
| | Bob Hayes, @ Dallas, 12/20/70 |
| 3 | 5 times, last by Tim Brown, Oakland, 8/31/97 |

Most Consecutive Games Catching TD Pass

| | |
|---|---------------------|
| 8 | Bill Groman, 1961 |
| 5 | Chris Sanders, 1995 |

| | |
|---|------------------------|
| 4 | Bill Groman, 1960 |
| | Charles Hennigan, 1961 |
| | Dave Casper, 1982 |
| | Willie Davis, 1996 |

PUNTING**Career**

| | |
|-----|--------------------------|
| 519 | Jim Norton, 1960-68 |
| 429 | Cliff Parsley, 1977-82 |
| 316 | Dan Pastorini, 1971-79 |
| 310 | Greg Montgomery, 1988-93 |

Season

| | |
|----|----------------------|
| 96 | Rich Camarillo, 1994 |
| 93 | Cliff Parsley, 1979 |
| 91 | Cliff Parsley, 1978 |

Game

| | |
|----|---|
| 11 | Rich Camarillo, vs. Pittsburgh, 11/6/94 |
| | Rich Camarillo, @ Pittsburgh, 12/3/95 |
| 10 | 7 times, last by John James, @ K.C., 11/11/84 |

Game, Opponent

| | |
|----|---|
| 11 | Wayne Crow, @ Oakland, 9/11/60 |
| | Bob Parsons, Chicago, 11/6/77 |
| | Mark Royals, Pittsburgh, 11/6/94 |
| 10 | 3 times, last by Johnny Evans, Clev., 11/5/78 |

Longest Punt

| | |
|----|---|
| 79 | Jim Norton, vs. Kansas City, 11/22/64 |
| 78 | Craig Henrich, @ Pittsburgh, 1/2/2000 |
| 77 | Greg Montgomery, @ San Diego, 9/19/93 |
| 74 | Dan Pastorini, vs. Cincinnati, 10/24/76 |

Longest Punt, Opponent

| | |
|----|-----------------------------------|
| 78 | Paul Maguire, @ Buffalo, 9/21/69 |
| | Marv Bateman, @ Buffalo, 9/19/76 |
| 72 | Ray Guy, Oakland, 12/2/73 |
| | Josh Miller, Pittsburgh, 11/21/99 |

AVERAGE GROSS YARDS**Career**

| | |
|------|--------------------------|
| 44.5 | Craig Henrich, 1998-99 |
| 43.6 | Greg Montgomery, 1988-93 |
| 42.3 | Jim Norton, 1960-68 |

Season

| | |
|------|-----------------------|
| 47.2 | Craig Henrich, 1998 |
| 46.9 | Greg Montgomery, 1992 |
| 45.6 | Greg Montgomery, 1993 |
| 45.0 | Greg Montgomery, 1990 |
| 44.4 | Reggie Roby, 1996 |

Game (5 punts)

| | |
|------|--|
| 59.2 | Greg Montgomery, vs. Buffalo, 12/27/92 |
|------|--|

Game, Opponent (5 punts)

| | |
|------|---------------------------------------|
| 55.1 | Paul Maguire, @ Buffalo, 9/21/69 |
| 53.8 | Lee Johnson, vs. Cincinnati, 10/27/91 |
| 52.8 | Josh Miller, vs. Pittsburgh, 11/21/99 |
| 51.4 | Rick Tuten, vs. Seattle, 11/7/93 |

PUNT RETURNS**Most Seasons Leading Team**

| | |
|---|------------------------|
| 5 | Carl Roaches, 1980-84 |
| 4 | Billy Johnson, 1974-80 |
| 4 | Bobby Jancik, 1962-67 |

Most Consecutive Seasons Leading Team

| | |
|---|------------------------|
| 5 | Carl Roaches, 1980-84 |
| 4 | Billy Johnson, 1974-80 |
| 4 | Bobby Jancik, 1962-67 |

RETURNS**Career**

| | |
|-----|-------------------------------|
| 155 | Billy Johnson, 1974-80 |
| 151 | Carl Roaches, 1980-84 |
| 104 | Willie Drewrey, 1985-88, 1993 |

Season

| | |
|----|----------------------|
| 47 | Carl Roaches, 1980 |
| 41 | Willie Drewrey, 1993 |
| 40 | Billy Johnson, 1975 |
| 39 | Carl Roaches, 1981 |

38 Billy Johnson, 1976
Game
 7 Billy Johnson, vs. Tampa Bay, 9/12/76
 Willie Drewrey, vs. Indianapolis, 11/23/86

Game, Opponent
 7 Mike Fuller, San Diego, 12/17/78
 Ron Fellows, Dallas, 12/13/82
 Eric Metcalf, Cleveland, 11/8/92
 6 4 times, last by Rick Upchurch, Denver, 12/4/77

YARDS GAINED

Career
 2,040 Billy Johnson, 1974-80
 1,095 Carl Roaches, 1980-84
 771 Willie Drewrey, 1985-88, 1993
 695 Bobby Jancik, 1962-67

Season
 612 Billy Johnson, 1975
 539 Billy Johnson, 1977

Game
 127 Billy Johnson, vs. Cincinnati, 10/5/75
 104 Billy Johnson, @ Cleveland, 9/22/74
 98 Derrick Mason, @ Cleveland, 11/28/99

Game, Opponent
 93 Bill Baird, N.Y. Jets, 11/10/63
 87 Eric Metcalf, Cleveland, 11/8/92
 85 Jon Stagers, Green Bay, 11/19/72

Longest Punt Return (All TDs)
 87 Billy Johnson, vs. Cleveland, 10/16/77
 83 Billy Johnson, vs. Miami, 11/16/75

Longest Return, Opponent (All TDs)
 93 Bill Baird, N.Y. Jets, 11/10/63
 85 Jon Stagers, Green Bay, 11/19/72
 82 Keith Moody, Buffalo, 10/15/78
 Corey Sawyer, Cincinnati, 9/25/94

YARDAGE AVERAGE

Career
 13.2 Billy Johnson, 1974-80
Season
 15.4 Billy Johnson, 1977

TOUCHDOWNS

Career
 5 Billy Johnson, 1974-80
Season
 3 Billy Johnson, 1975
Game
 1 Nine times, last by Derrick Mason, @ Cle., 11/28/99
Game, Opponent
 1 Six times, last by Andre Hastings, Pitt., 9/10/95

KICKOFF RETURNS

Most Seasons Leading Team
 4 Billy Jancik, 1962-67
 Billy Johnson, 1974-80
 Carl Roaches, 1980-84

Most Consecutive Seasons Leading Team
 4 Billy Johnson, 1974-77

Career
 158 Bobby Jancik, 1962-67
 150 Carl Roaches, 1980-84
 121 Billy Johnson, 1974-80
 110 Mel Gray, 1995-97

Season
 53 Mel Gray, 1995
 50 Mel Gray, 1996
 45 Bobby Jancik, 1963
 42 Mike Archie, 1998

Game
 8 Bobby Jancik, vs. Boston, 12/8/63
 Bobby Jancik, @ Oakland, 12/22/63

Game, Opponent
 8 Brian Baschnagel, Chicago, 11/6/77
 7 Bo Roberson, @ Oakland, 12/22/63

Glyn Milburn, Denver, 11/26/95
 David Dunn, Cincinnati, 9/24/95

YARDS GAINED

Career
 4,185 Bobby Jancik, 1962-67
 3,276 Carl Roaches, 1980-84
 2,902 Billy Johnson, 1974-80
 2,592 Mel Gray, 1995-96

Season
 1,317 Bobby Jancik, 1963
 1,224 Mel Gray, 1996
 1,183 Mel Gray, 1995
 940 Jerry LeVias, 1969

Game
 240 Bobby Jancik, @ Oakland, 12/22/63
 221 Bobby Jancik, vs. Boston, 12/8/63

Game, Opponent
 185 Brian Baschnagel, Chicago, 11/6/77
 178 Glyn Milburn, Denver, 11/26/95
 165 Eric Metcalf, Cleveland, 12/9/90

Longest Kickoff Return (All TDs)
 104 Ken Hall, @ N.Y. Titans, 10/23/60
 103 Bob Gresham, @ Cincinnati, 9/23/73
 97 Carl Roaches, vs. Pittsburgh, 9/18/83
 96 Carl Roaches, vs. Cincinnati, 10/4/81
 95 Willie Tullis, @ L.A. Rams, 9/6/81

Longest Kickoff Return, Opponent (All TDs)
 101 Eric Metcalf, Cleveland, 12/9/90
 100 Art Baker, @ Buffalo, 9/9/62
 Goldie Sellers, @ Denver, 10/2/66
 99 Tremain Mack, @ Cincinnati, 11/14/99
 98 Alvis Whitted, Jacksonville, 12/26/99
 97 Marc Logan, Miami, 10/1/89

AVERAGE YARDAGE

Career (75 returns)
 26.5 Bobby Jancik, 1962-67
 24.0 Billy Johnson, 1974-80
 23.4 Mel Gray, 1995-97
 21.8 Carl Roaches, 1980-84

Season
 31.3 Ken Hall, 1960
 30.3 Bobby Jancik, 1962

TOUCHDOWNS

Career
 2 Billy Johnson, 1974-80
 Carl Roaches, 1980-84
Season
 1 12 times, last by Lorenzo White, vs. Pitt., 12/4/88
Game
 1 12 times, last by Lorenzo White, vs. Pitt., 12/4/88

Game, Opponent
 1 Eight times, last by Alvis Whitted, Jacksonville, 12/26/98

COMBINED YARDS

(*Pushing, receiving, interception returns, kickoff returns, punt returns and fumble returns*)

Career
 9,292 Earl Campbell, 1978-84
 (8,574 rushing, 718 receiving)
 8,704 Ernest Givins, 1986-94
 (7,935 receiving, 397 punt returns, 345 rushing, 27 kickoff returns)
 7,421 Ken Burrough, 1971-81
 (6,907 receiving, 455 kickoff returns, 59 rushing)

Season
 2,043 Billy Cannon, 1961,
 (948 rushing, 586 receiving, 70 punt returns, 439 kickoff returns)
 1,981 Earl Campbell, 1980, (1,934 rushing, 47 receiving)
 1,867 Lorenzo White, 1992, (1,226 rushing, 641 receiving)

INTERCEPTIONS**Most Seasons Leading Team**

- 5 Darryll Lewis, 1991-98
- 3 Jim Norton, 1960-68

Most Consecutive Seasons Leading Team

- 5 Darryll Lewis, 1994-98

Career

- 45 Jim Norton, 1960-68
- 31 Cris Dishman, 1988-96
- 30 Freddy Glick, 1961-66
- 27 Tony Banfield, 1960-65
- W.K. Hicks, 1964-69
- Darryll Lewis, 1991-98
- 26 Mike Reinfeldt, 1976-83

Season

- 12 Freddy Glick, 1963
- Mike Reinfeldt, 1979
- 10 Miller Farr, 1967

Game

- 3 Seven players, last by Samari Rolle, vs. Jacksonville, 12/26/99

Game, Opponent

- 4 Bobby Hunt, @ Kansas City, 10/4/64
- 3 Six times, last by Sam Madison, @ Miami,

11/7/99

Consecutive Games Intercepted By

- 5 Pete Jaquess, 1964
- 4 Freddy Glick, 1963
- Jim Norton, 1967
- Miller Farr, 1967
- Cris Dishman, 1991, 1993
- Bo Orlando, 1991

Career**YARDS GAINED**

- 650 Ken Houston, 1967-72
- 592 Jim Norton, 1960-68
- 540 Darryll Lewis, 1991-98
- 457 W.K. Hicks, 1964-69

Season

- 264 Miller Farr, 1967
- 220 Ken Houston, 1971
- 205 Mike Reinfeldt, 1979

Game

- 128 Miller Farr, @ N.Y. Jets, 10/15/67

Game, Opponent

- 177 Charlie McNeil, @ San Diego, 9/24/61
- 108 Bobby Hunt, @ Kansas City, 10/4/64

Longest Interception Returns (All TDs)

- 98 Pete Jaquess, @ Oakland, 9/19/64
- Darryll Lewis, @ Chicago, 10/22/95
- 95 Willie Alexander, @ Green Bay, 9/25/77
- 90 Mark Johnston, vs. Kansas City, 10/27/63

Longest Interception Returns, Opponent (All TDs)

- 98 Bob Suci, @ Boston, 11/1/63
- 91 Booker Edgerson, @ Buffalo, 11/1/64
- 86 Glen Edwards, Pittsburgh, 9/30/73

Career**TOUCHDOWNS**

- 9 Ken Houston, 1967-72 (NFL record)
- 5 Miller Farr, 1967-69
- 5 Darryll Lewis, 1991-98

Season

- 4 Ken Houston, 1971

Game

- 2 Miller Farr, vs. Buffalo, 12/7/68
- Ken Houston, vs. San Diego, 12/19/71

Game, Opponent

- 2 Lemar Parrish, Cincinnati, 12/17/72
- 1 25 times, last by Donald Mitchell, @ New Orleans, 10/17/99

SACKS**Career**

- 105 Elvin Bethea, 1968-83
- 74.5 Ray Childress, 1985-95
- 66.0 Jesse Baker, 1979-87

Season

- 16 Elvin Bethea, 1973
- 15 Jesse Baker, 1979
- 15 William Fuller, 1991

Game

- 4 Ed Hussmann, vs. Dallas, 11/4/62
- Ed Hussmann, vs. N.Y. Jets, 11/14/62
- Elvin Bethea, @ San Diego, 10/17/76
- Jesse Baker, vs. Kansas City, 9/16/79
- William Fuller, vs. Pittsburgh, 11/28/93
- 3 27 times, last by Jevon Kearse, vs. Cleveland, 9/19/99

Consecutive Games, Two or More Sacks

- 8 Curley Culp, 1974-75
- 6 Jessie Baker, 1979, 1981-82
- Sean Jones, 1990
- William Fuller, 1991

Most Games with Two or More Sacks, Career

- 26 Elvin Bethea, 1968-83
- 13 Jessie Baker, 1979-87
- 13 Ray Childress, 1985-95
- 12 Sean Jones, 1988-93

FUMBLES**Opponents' Fumble Returned for Touchdowns, Career**

- 3 Doug Cline, 1960-66
- 3 Marcus Robertson, 1991-99
- 2 Johnny Peacock, 1969-70
- Robert Lyles, 1984-90
- Ray Childress, 1985-93
- Cris Dishman, 1988-93

Season

- 2 Doug Cline, 1961
- 2 Marcus Robertson, 1997

Game

- 1 39 times, last by Denard Walker, @ Pitt., 1/20/00

Longest Fumble Return (All TDs)

- 96 C.L. Whittington, @ New Orleans, 10/3/76
- 93 Robert Lyles, @ Cincinnati, 10/19/86

BLOCKED KICKS**Blocked Punts Returned for Touchdowns, Career**

- 2 Cris Dishman, 1988-96

Game

- 1 10 times, last by Bubba McDowell, vs. Denver, 10/6/91

Blocked Fields Goal Returned for Touchdowns, Game

- 1 Mark Johnston, 62 yards (11/26/61 vs. Denver)
- Tony Banfield, 50 yards (12/9/62 vs. Oakland)
- Ken Houston, 71 yards (10/15/67 at N.Y. Jets)

TITANS TEAM RECORDS

GAMES WON

Most Consecutive Games Won

- 11 (Oct. 17, 1993-Jan. 2, 1994)
- 10 (Oct. 22, 1961-Sept. 9, 1962)

Most Consecutive Games Without Defeat

- 11 (Oct. 13, 1961-Sept. 9, 1962)
- (Oct. 17, 1993-Jan. 2, 1994)

Most Games Won, Season

- 13 (1999)
- 12 (1993)
- 11 (1962, 1979, 1980, 1991)

Most Consecutive Games Won, Season

- 11 (Oct. 17, 1993-Jan. 2, 1994)

Most Consecutive Games Won, Start of Season

- 3 (Sept. 12-Sept. 26, 1999)
- 3 (Sept. 1-Sept. 16, 1991)

Most Consecutive Games Won, End of Season

- 11 (Oct. 17, 1993-Jan. 2, 1994)

Most Consecutive Games Without Defeat, Season

- 11 (Oct. 17, 1993-Jan. 2, 1994)

Most Consecutive Games w/out Defeat, Start of Season

- 3 (Sept. 12-Sept. 26, 1999)
- 3 (Sept. 1-Sept. 16, 1991)

Most Consecutive Games w/out Defeat, End of Season

- 11 (Oct. 17, 1993-Jan. 2, 1994)

Most Home Games Won, Season

- 8 (1999)
- 7 (1988, 1991, 1993)

Most Consecutive Home Games Won

- 9 (Dec. 6, 1987-Nov. 20, 1988)
- (Nov. 26, 1990-Nov. 17, 1991)

Most Consecutive Home Games Without Defeat

- 9 (Dec. 6, 1987-Nov. 20, 1988)
- (Nov. 26, 1990-Nov. 17, 1991)

Most Road Games Won, Season

- 6 (1996)

Most Consecutive Road Games Won

- 5 (Oct. 29, 1961-Sept. 9, 1962)
- (Oct. 17-Dec. 25, 1993)

Most Consecutive Road Games Without Defeat

- 6 (Oct. 13, 1961-Sept. 9, 1962)

Most Shutout Games Won or Tied, Season

- 2 (1966, 1977, 1993)

GAMES LOST

Most Consecutive Games Lost

- 18 (Oct. 9, 1972-Oct. 28, 1973)

Most Consecutive Games Without a Victory

- 18 (Oct. 9, 1972-Oct. 28, 1973)

Most Games Lost, Season

- 14 (1983, 1994)

Most Consecutive Games Lost, Season

- 11 (Oct. 9-Dec. 17, 1972)

Most Consecutive Games Lost, Start of Season

- 10 (Sept. 4-Nov. 6, 1983)

Most Consecutive Games Lost, End of Season

- 11 (Oct. 9-Dec. 17, 1972)

Most Consecutive Games Without Victory, Season

- 11 (Oct. 9-Dec. 17, 1972)

Most Consecutive Games Without Victory, Start of Season

- 10 (Sept. 4-Nov. 6, 1983)

Most Consecutive Games Without Victory, End of Season

- 11 (Oct. 9-Dec. 17, 1972)

Most Consecutive Home Games Lost

- 13 (Oct. 9, 1972-Dec. 16, 1973)

Most Consecutive Home Games Without Victory

- 13 (Oct. 9, 1972-Dec. 16, 1973)

Most Consecutive Road Games Lost

- 23 (Sept. 27, 1981-Nov. 4, 1984)*

Most Consecutive Road Games Without Victory

- 23 (Sept. 27, 1981-Nov. 4, 1984)*

Most Shutout Games Lost or Tied, Season

- 2 (1972, 1985)

TIE GAMES

Most Tie Games, Season

- 2 (1969)

OFFENSE

SCORING

Most Points, Season

- 513 (1961)

- 424 (1988)

Fewest Points, Season

- 136 (1982, nine games)

- 199 (1967)

Most Points, Game

- 58 (vs. Cleveland, 12/9/90)

- 56 (vs. N.Y. Titans, 10/14/62)

Most Points, Both Teams, Game

- 101 (Oakland 52, Oilers 49, @ Oakland, 12/22/63)

- 88 (Buffalo 47, Oilers 41, @ Houston, 9/24/89)

Fewest Points, Game

- 0 (16 times, last @ Miami, 11/7/99)

Fewest Points, Both Teams, Game

- 6 (Oilers 6, Pittsburgh 0, @ Houston, 12/4/80)

Ties

- 6 (last Oilers 13, New Orleans 13, @ Houston, 10/3/71)

Most Points, Shutout Victory, Game

- 55 (Oilers vs. Oakland, 9/9/61)

Fewest Points, Shutout Victory, Game

- 6 (Oilers vs. Pittsburgh, 12/4/80)

Largest Margin of Victory, Game

- 55 (Oilers 55, Oakland 0, @ Houston, 9/9/61)

Largest Margin of Defeat, Game

- 54 (Cincinnati 61, Oilers 7, @ Cincinnati, 12/17/89)

Smallest Margin of Victory, Game

- 1 (seven times, last Titans 20, Jacksonville 19, @ Jac., 9/26/99)

Smallest Margin of Defeat, Game

- 1 (13 times, last San Francisco 10, Oilers 9, @ Hou., 10/27/86)

Most Points Overcome to Win Game

- 23 (Oilers @ New England, 11/12/78)

Most Points, One Half

- 45 (vs. Cleveland, 12/9/90)

Most Points, First Quarter

- 21 (twice, last vs. St. Louis, 10/31/99)

Most Points, Second Quarter

- 31 (vs. Cleveland, 12/9/90)

Most Points, Third Quarter

- 28 (twice, last vs. San Diego, 12/19/71)

Most Points, Fourth Quarter

- 24 (vs. Denver, 11/26/61)

Most Consecutive Games Scoring

- 155 (Dec. 3, 1989-Nov. 7, 1999)

- 121 (1977-85)

TOUCHDOWNS

Most Touchdowns, Season

66 (1961)

Fewest Touchdowns, Season

18 (1967)

Most Touchdowns, Game

8 (Oilers vs. N.Y. Titans, 10/14/62; Oilers vs. Clev., 12/9/90)

Most Touchdowns, Both Teams, Game

14 (Oilers 7, Oakland 7, @ Oakland, 12/22/63)

POINTS AFTER TOUCHDOWN

Most PATs, Season

65 (1961)

Most PATs, Game

8 (Oilers vs. N.Y. Titans, 10/14/62)

7 (four times, last vs. Cleveland, 12/9/90)

Most PATs, Both Teams, Game

14 (Oilers 7, Oakland 7, @ Oakland, 12/22/63)

TWO-POINT CONVERSIONS

Most Two-Point Conversions, Season

4 (1994)

Most Two-Point Conversions, Opponent, Season

4 (1999)

4 (1998)

Most Two-Point Conversions, Game

1 (10 times, last @ Baltimore, 12/5/99)

Most Two-Point Conversions, Opponent, Game

3 (@ Pittsburgh, 11/1/98)

Most Two-Point Conversion Attempts, Season

7 (1994)

Most Two-Point Conversion Attempts, Opp., Season

6 (1999)

FIELD GOALS

Most Field Goals Attempted, Season

40 (1969)

38 (1996)

37 (1989)

Most Field Goals Attempted, Game

6 (four times, last vs. Atlanta, 12/5/93)

Most Field Goals Attempted, Both Teams, Game

10 (Buffalo 7, Oilers 3, @ Houston, 12/5/65; Washington)

7 (Oilers 3, @ Washington, 10/10/71)

Most Field Goals, Season

36 (1998)

32 (1996)

29 (1993)

27 (1995, 1997)

Fewest Field Goals, Season

8 (1968)

Most Field Goals, Game

5 (vs. Miami, 9/28/69)

Most Field Goals, Both Teams, Game

7 (seven times, last Oilers 4, Cincinnati 3, @ Hou., 11/12/95)

Overtime Wins, Regular Season

30-27 (@ Cincinnati, 9/23/79)

27-24 (vs. N.Y. Jets, 10/28/79)

23-20 (vs. Pittsburgh, 12/2/84)

17-14 (@ Indianapolis, 9/4/88)

26-23 (vs. Dallas, 11/10/91)

23-20 (vs. Kansas City, 9/20/92)

30-27 (@ Cincinnati, 10/6/96)

24-21 (vs. Oakland, 8/31/97)

FIRST DOWNS

Most First Downs, Season

376 (1990)

Fewest First Downs, Season

138 (1982, nine games)

199 (1976)

Most First Downs, Game

34 (vs. Cleveland, 12/9/90)

Fewest First Downs, Game

4 (at Cleveland, 10/21/73)

Most First Downs, Both Teams, Game

56 (Houston 33, Buffalo 23, @ Houston, 9/24/89 — overtime)

Most First Downs, Rushing, Season

155 (1980)

Fewest First Downs, Rushing, Season

52 (1982, nine games)

62 (1971)

Most First Downs, Rushing, Game

17 (twice, last at Green Bay, 12/14/80)

Fewest First Downs, Rushing, Game

0 (four times, last at Boston, 11/1/63)

Most First Downs, Passing, Season

251 (1990)

Fewest First Downs Passing, Season

81 (1982, nine games)

36 (1967)

Most First Downs, Passing, Game

24 (@ Buffalo, 11/1/64)

Fewest First Downs, Passing, Game

0 (twice, last @ Buffalo, 11/10/85)

Most First Downs, Penalty, Season

30 (1989)

Fewest First Downs, Penalty, Season

5 (1982, nine games)

10 (1967)

Most First Downs, Penalty, Game

7 (@ Atlanta, 9/9/90)

NET YARDS GAINED

Most Yards Gained, Season

6,288 (1961)

6,222 (1990)

Fewest Yards Gained, Season

2,373 (1982, nine games)

3,191 (1972)

Most Yards Gained, Game

583 (vs. Dallas, 11/10/91, overtime)

Fewest Yards Gained, Game

83 (@ Pittsburgh, 12/9/73)

RUSHING

Most Rushing Attempts, Season

616 (1979)

605 (1978)

Fewest Rushing Attempts, Season

225 (1982, nine games)

324 (1965)

Most Rushing Attempts, Game

56 (vs. San Diego, 9/28/75)

55 (vs. Oakland, 9/9/61)

Fewest Rushing Attempts, Game

7 (vs. N.Y. Giants, 12/8/85)

9 (vs. Cincinnati, 10/24/76)

Most Yards Gained Rushing, Season

2,635 (1980)

2,571 (1979)
Fewest Yards Gained Rushing, Season
 799 (1982, nine games)
 1,106 (1971)
Most Yards Gained Rushing, Game
 279 (vs. Miami, 12/3/67)
Fewest Yards Gained Rushing, Game
 19 (twice, last vs. San Diego, 12/12/65)
Highest Average Gain, Rushing, Season
 4.6 (twice, last in 1992)
Most Touchdowns, Rushing, Season
 26 (1988)
Fewest Touchdowns Rushing, Season
 5 (1982, nine games)
 6 (1976)
Most Touchdowns Rushing, Game
 5 (vs. L.A. Chargers, 9/18/60)
Fewest Touchdowns Rushing, Game
 0 (many times, last @ Jacksonville, 12/26/99)

PASSING

Most Passes Attempted, Season
 667 (1991)
Fewest Passes Attempted, Season
 287 (1982, nine games)
 333 (1967)
Most Passes Attempted, Game
 68 (@ Buffalo, 11/1/64 — 37 completed)
 61 (vs. Oakland, 11/7/65 — 27 completed)
Fewest Passes Attempted, Game
 6 (vs. Cincinnati, 10/4/81)
Most Passes Attempted, Both Teams
 97 (Oilers 44, Denver 53, @ Houston, 12/2/62)
Most Passes Completed, Season
 411 (1991)
Fewest Passes Completed, Season
 144 (1967)
Most Passes Completed, Game
 41 (vs. Dallas, 11/10/91 — overtime)
Fewest Passes Completed, Game
 1 (vs. Cincinnati, 10/4/81)
Most Yards Gained Passing, Season
 4,805 (1990)
Fewest Yards Gained Passing, Season
 1,381 (1967)
Most Yards Gained Passing, Game
 527 (@ Kansas City, 12/16/90)
Fewest Yards Gained Passing, Game
 -14 (@ Pittsburgh, 10/23/77)
Most Times Sacked, Season
 65 (1994)
 58 (1985)
Fewest Times Sacked, Season
 11 (1962)
 14 (1961)
Most Times Sacked, Game
 12 (vs. Dallas, 9/29/85)
Most Times Sacked, Both Teams, Game
 14 (Oilers 12, Dallas 2, @ Houston, 9/29/85)
Most Touchdowns Passing, Season
 48 (1961)
Fewest Touchdowns Passing, Season
 10 (1972)
Most Touchdowns Passing, Game
 7 (twice, last vs. N.Y. Titans, 10/14/62)
Fewest Touchdowns Passing, Game
 0 (many times, last vs. Oakland, 12/9/99)

Most Touchdowns Passing, Both Teams, Game
 11 (Oilers 5, Oakland 6, @ Oakland, 12/22/63)
Most Passes Had Intercepted, Season
 48 (1962)*
Fewest Passes Had Intercepted, Season
 10 (1998)
Most Passes Had Intercepted, Game
 6 (six times, last @ Cleveland, 11/30/86)

PUNTING

Most Punts, Season
 96 (1994)
 93 (1979)
Fewest Punts, Season
 34 (1990)
Most Punts, Game
 11 (three times, last @ Pittsburgh, 12/3/95)
Fewest Punts, Game
 0 (five times, last vs. Cincinnati, 10/27/91)
Highest Average Distance, Punting, Season
 47.2 (1998)
 45.3 (1993)
 45.2 (1992)
Highest Average Distance, Punting, Game
 59.2 (vs. Buffalo, 12/27/92)

PUNT RETURNS

Most Punt Returns, Season
 52 (1968)
Fewest Punt Returns, Season
 15 (1960)
Most Punt Returns, Game
 10 (vs. Tampa Bay, 9/12/76)
Most Yards, Punt Returns, Season
 620 (1975)
Fewest Yards, Punt Returns, Season
 104 (1982, 9 games)
 118 (1961)
Highest Average, Punt Returns, Season
 15.4 (1977)
Most Touchdowns, Punt Returns, Season
 3 (1975)
Most Touchdowns, Punt Returns, Game
 1 (nine times, last @ Cleveland, 11/28/99)

KICKOFF RETURNS

Most Kickoff Returns, Season
 83 (1983)
Fewest Kickoff Returns, Season
 31 (1993)
 43 (1961)
Most Kickoff Returns, Game
 10 (twice, last at Cincinnati, 12/17/89)
Most Yards, Kickoff Returns, Season
 1,721 (1981)
Fewest Yards, Kickoff Returns, Season
 589 (1993)
 835 (1991)
Highest Average, Kickoff Returns, Season
 25.9 (1962)
Most Touchdowns, Kickoff Returns, Season
 2 (three times, last in 1983)
Most Touchdowns, Kickoff Returns, Game
 1 (12 times, last vs. Pittsburgh, 12/4/88)

FUMBLES

Most Fumbles, Season

42 (1994)

41 (1985)

Fewest Fumbles, Season

14 (1992, nine games)

17 (1999)

17 (1962)

Most Fumbles, Game

8 (@ Pittsburgh, 12/9/73)

Most Fumbles Lost, Season

25 (1994)

Fewest Fumbles Lost, Season

7 (1967)

Most Fumbles Lost, Game

5 (twice, last vs. Philadelphia, 12/2/91)

Most Opponents' Fumbles Recovered, Season

28 (1977)

Most Opponents' Fumbles Recovered, Game

7 (@ Kansas City, 10/12/69)

Fewest Opponents' Fumbles Recovered, Season

8 (twice, last in 1970)

PENALTIES

Fewest Penalties, Season

52 (1982, nine games)

58 (1963)

Most Penalties, Season

148 (1989)

Fewest Penalties, Game

0 (three times, last @ Buffalo, 11/1/64)

Most Penalties, Game

16 (@ Kansas City, 11/26/89)

Fewest Yards Penalized, Season

424 (1982, nine games)

Most Yards Penalized, Season

1,150 (twice, last in 1988)

Most Yards Penalized, Game

212 (vs. Baltimore, 10/10/99)

DEFENSE

SCORING

Fewest Points Allowed, Season

199 (1967)

226 (1975)

Most Points Allowed, Season

460 (1983)

447 (1973)

Fewest Points Allowed, Game

0 (13 times, last vs. N.Y. Jets, 1/2/94)

Most Points Allowed, Game

61 (twice, last @ Cincinnati, 12/17/89)

Fewest Touchdowns Allowed, Season

18 (1967)

Most Touchdowns Allowed, Season

53 (1983)

FIRST DOWNS

Fewest First Downs Allowed, Season

183 (1969)

Most First Downs Allowed, Season

356 (1985)

Fewest First Downs Allowed, Rushing, Season

67 (1982, nine games)

Most First Downs Allowed, Rushing, Season

147 (1972)

Fewest First Downs Allowed, Passing, Season

89 (1976)

Most First Downs Allowed, Passing, Season

193 (1999)

Fewest First Downs Allowed, Penalty, Season

13 (twice, last in 1969)

Most First Downs Allowed, Penalty, Season

48 (1985)

NET YARDS

Fewest Yards Allowed, Season

3,375 (1968)

Most Yards Allowed, Season

6,155 (1985)

Fewest Yards Allowed, Game

26 (vs. Denver, 9/3/66)

Most Yards Allowed, Game

588 (@ Oakland, 12/22/63)

Fewest Total Plays Allowed, Season

610 (1982, nine games)

840 (1970)

Most Total Plays Allowed, Season

1,091 (1985)

Fewest Total Plays Allowed, Game

36 (vs. Denver, 9/3/66)

Most Total Plays Allowed, Game

85 (three times, last at Cleveland, 11/30/86 — overtime)

RUSHING

Fewest Yards Allowed, Rushing, Season

1,027 (1960)

Most Yards Allowed, Rushing, Season

2,814 (1985)

Fewest Yards Allowed, Rushing, Game

-14 (@ Boston, 11/25/60)

4 (vs. Buffalo, 11/23/97)

Most Yards Allowed, Rushing, Game

398 (@ Dallas Texans, 10/1/61)

302 (vs. Kansas City, 10/24/65)

Fewest Touchdowns Allowed, Rushing, Season

5 (1996)

Most Touchdowns Allowed, Rushing, Season

27 (1984)

Fewest Attempts Allowed, Rushing, Season

298 (1982, nine games)

362 (1962)

Most Attempts Allowed, Rushing, Season

596 (1984)

Fewest Attempts Allowed, Rushing, Game

11 (vs. Miami, 10/1/89)

Most Attempts Allowed, Rushing, Game

56 (@ Dallas Texans, 10/1/61)

PASSING

Fewest Yards Allowed, Passing, Season

1,671 (1968)

Most Yards Allowed, Passing, Season

3,784 (1960)

Fewest Yards Allowed, Passing, Game

-52 (vs. Cincinnati, 10/31/71)

-16 (vs. Chicago, 11/6/77)

Most Yards Allowed, Passing, Game

407 (@ Oakland, 12/22/63)

405 (vs. Buffalo, 10/11/64)

Fewest Touchdowns Allowed, Passing, Season
10 (1967)

Most Touchdowns Allowed, Passing, Season
35 (1966)

Fewest Attempts Allowed, Passing, Season
284 (1982, nine games)
324 (1972)

Most Attempts Allowed, Passing, Season
582 (1993)

Fewest Attempts Allowed, Passing, Game
12 (three times, last @ Pittsburgh, 10/2/83)

Most Attempts Allowed, Passing, Game
57 (@ Pittsburgh, 12/19/93)

Fewest Completions Allowed, Season
158 (1968)

Most Completions Allowed, Season
321 (1997)

312 (1999)
312 (1996)

Fewest Completions Allowed, Game
2 (vs. Denver, 9/3/66)

Most Completions Allowed, Game
35 (vs. Denver, 12/20/64)

SACKS

Most Sacks, Season

54 (1999)
52 (1993)
51 (1979)

Fewest Sacks, Season

21 (1966)

Most Sacks, Game

9 (vs. N.Y. Titans, 10/14/62; vs. Cincinnati, 10/31/71)

INTERCEPTIONS

Most Interceptions, Season

36 (1963)

Fewest Interceptions, Season

3 (1982, nine games)*
6 (1972)

Most Interceptions, Game

6 (six times, last vs. Atlanta, 12/5/93)

Most Interceptions, Both Teams, Game

13 (Oilers 5, Denver 8, @ Houston, 12/2/62)

Most Yards Returning Interceptions, Season

676 (1962)

Most Yards Returning Interceptions, Game

245 (@ N.Y. Jets, 10/15/67)

Most Touchdowns, Returning Interceptions, Season

7 (1967)

Most Touchdowns, Returning Interceptions, Game

3 (vs. San Diego, 12/19/71)

PUNT RETURNS

Fewest Opponent Punt Returns, Season

20 (1961)

23 (1990)

Most Opponent Punt Returns, Season

64 (1979)

60 (twice, last in 1976)

Fewest Yards Allowed, Punt Returns, Season

186 (1990)

191 (1989)

Most Yards Allowed, Punt Returns, Season

748 (1979)

668 (1976)

Lowest Average Allowed, Punt Returns, Season

5.3 (1969)

Highest Average Allowed, Punt Returns, Season

13.6 (1961)

Most Touchdowns Allowed, Punt Returns, Season
2 (1962, 1965)

KICKOFF RETURNS

Fewest Opponent Kickoff Returns, Season

26 (1982, nine games)

32 (1970, 1986)

Most Opponent Kickoff Returns, Season

78 (1995, 1996)

76 (1999)

71 (1990, 1997)

Fewest Yards Allowed, Kickoff Returns, Season

564 (1982, nine games)

695 (1986)

Most Yards Allowed, Kickoff Returns, Season

1,675 (1996)

1,596 (1999)

1,528 (1997)

Lowest Average Allowed, Kickoff Returns, Season

15.7 (1992)

Highest Average Allowed, Kickoff Returns, Season

24.9 (1985)

Most Touchdowns Allowed, Kickoff Returns, Season

2 (1966, 1999)

PUNTING

Most Punts Forced, Season

96 (1976)

Fewest Punts Forced, Season

38 (1982, 9 games)

56 (1964, 1989)

Most Punts Forced, Game

11 (five times, last vs. Pittsburgh, 11/6/94)

Fewest Punts Forced, Game

0 (11/12/78 at New England; 11/5/95 at Cleveland)

Lowest Punting Average Allowed (Gross), Season

37.1 (1960)

* Denotes League Record



BIG DAYS/TOP PERFORMANCES

RUSHING

| | | | |
|------------|------------------------------------|----------------------|---------------------|
| 216 | Eddie George vs. Oakland | Oct. 31, 1997 | (35 carries) |
| 216 | Billy Cannon @ NY Jets | Dec. 10, 1961 | (25 carries) |
| 203 | Earl Campbell @ Chicago | Nov. 16, 1980 | (31 carries) |
| 203 | Earl Campbell vs. Tampa Bay | Oct. 19, 1980 | (33 carries) |
| 202 | Earl Campbell @ Cincinnati | Oct. 26, 1980 | (27 carries) |
| 199 | Eddie George vs. Oakland | Dec. 9, 1999 | (28 carries) |
| 199 | Earl Campbell @ Miami | Nov. 20, 1978 | (28 carries) |
| 195 | Earl Campbell @ Dallas | Nov. 22, 1979 | (33 carries) |
| 194 | Gary Brown vs Cleveland | Nov. 21, 1993 | (34 carries) |
| 186 | Earl Campbell vs. Seattle | Oct. 11, 1981 | (39 carries) |
| 183 | Hoyle Granger vs. San Diego | Dec. 4, 1966 | (19 carries) |
| 182 | Earl Campbell vs. Cincinnati | Oct. 4, 1981 | (37 carries) |
| 181 | Earl Campbell @ Green Bay | Dec. 4, 1980 | (36 carries) |
| 179 | Sid Blanks vs NY Jets | Dec. 13, 1964 | (21 carries) |
| 178 | Earl Campbell vs. Kansas City | Oct. 12, 1980 | (38 carries) |
| 166 | Gary Brown @ Cincinnati | Nov. 14, 1993 | (26 carries) |
| 166 | Earl Campbell @ Washington | Sept. 2, 1979 | (32 carries) |
| 160 | Hoyle Granger @ Miami | Dec. 23, 1967 | (21 carries) |
| 158 | Earl Campbell @ Cincinnati | Sept. 23, 1979 | (34 carries) |
| 157 | Earl Campbell @ Denver | Nov. 21, 1980 | (36 carries) |
| 156 | Lorenzo White vs. NY Giants | Nov. 21, 1994 | (27 carries) |
| 155 | Eddie George @ New Orleans | Oct. 17, 1999 | (28 carries) |
| 153 | Eddie George @ Pittsburgh | Nov. 1, 1998 | (34 carries) |
| 152 | Eddie George @ Cincinnati | Oct. 6, 1996 | (26 carries) |
| 150 | Mike Rozier @ Buffalo | Sept. 20, 1987 | (29 carries) |
| 149 | Lorenzo White @ Cincinnati | Oct. 11, 1992 | (25 carries) |
| 149 | Earl Campbell @ Baltimore | Oct. 14, 1979 | (22 carries) |
| 149 | Rob Carpenter vs. K.C. | Nov. 27, 1977 | (14 carries) |
| 145 | Billy Cannon @ Oakland | Dec. 17, 1961 | (21 carries) |
| 144 | Allen Pinkett vs. LA Raiders | Sept. 1, 1991 | (26 carries) |
| 144 | Mike Rozier vs. Atlanta | Oct. 25, 1987 | (29 carries) |
| 143 | Eddie George @ Jacksonville | Sept. 8, 1996 | (17 carries) |
| 143 | Joe Dawkins vs. Cleveland | Nov. 22, 1970 | (22 carries) |
| 142 | Earl Campbell @ Buffalo | Sept. 25, 1983 | (30 carries) |
| 142 | Earl Campbell vs. Seattle | Sept. 17, 1982 | (30 carries) |
| 142 | Ronnie Coleman vs. Tampa Bay | Nov. 12, 1978 | (25 carries) |
| 142 | Hoyle Granger @ Denver | Nov. 12, 1967 | (22 carries) |
| 142 | Charlie Tolar @ San Diego | Sept. 23, 1962 | (18 carries) |
| 141 | Eddie George @ NY Jets | Dec. 1, 1996 | (28 carries) |
| 141 | Mike Rozier vs. Kansas City | Oct. 9, 1988 | (27 carries) |
| 141 | Woody Campbell @ Miami | Dec. 2, 1967 | (18 carries) |
| 139 | Hoyle Granger vs. Boston | Dec. 14, 1969 | (25 carries) |
| 138 | Larry Moriarty vs. NY Jets | Nov. 18, 1984 | (23 carries) |
| 138 | Earl Campbell vs. Miami | Nov. 4, 1983 | (28 carries) |
| 138 | Hoyle Granger vs. Denver | Oct. 1, 1967 | (20 carries) |
| 137 | Earl Campbell @ Atlanta | Sept. 3, 1978 | (15 carries) |
| 137 | Eddie George vs. Chicago | Oct. 25, 1998 | (21 carries) |
| 134 | Earl Campbell vs. Philadelphia | Dec. 16, 1979 | (16 carries) |
| 134 | Eddie George @ Tampa Bay | Nov. 8, 1998 | (27 carries) |
| 131 | Earl Campbell vs. Kansas City | Sept. 16, 1979 | (32 carries) |

PASSING

| | | | |
|-----|---------------------------|---------------|------------|
| 527 | Warren Moon @ Kansas City | Dec. 16, 1990 | (27 of 45) |
| 464 | George Blanda vs. Buffalo | Oct. 29, 1961 | (18 of 32) |
| 457 | Jacky Lee @ Boston | Oct. 13, 1961 | (27 of 41) |
| 432 | Warren Moon vs. Dallas | Nov. 10, 1991 | (41 of 56) |
| 423 | Warren Moon @ NY Jets | Oct. 13, 1991 | (35 of 50) |
| 418 | George Blanda @ NY Jets | Nov. 19, 1961 | (20 of 32) |
| 414 | Warren Moon vs. Cleveland | Dec. 23, 1989 | (32 of 51) |
| 399 | Warren Moon @ Cleveland | Nov. 24, 1991 | (31 of 44) |
| 398 | Warren Moon @ Detroit | Oct. 5, 1986 | (21 of 38) |
| 397 | Warren Moon @ Atlanta | Sept. 9, 1990 | (31 of 52) |
| 393 | George Blanda @ Buffalo | Nov. 1, 1964 | (37 of 68) |

| | | | | |
|------------|-------|---------------------------------------|----------------------|-------------------|
| 397 | | .Warren Moon @ Atlanta | Sept. 9, 1990 | (31 of 52) |
| 393 | | .George Blanda @ Buffalo | Nov. 1, 1964 | (37 of 68) |
| 386 | | .George Blanda @ Boston | Sept. 16, 1962 | (20 of 36) |
| 381 | | .Warren Moon vs. NY Jets | Oct. 28, 1990 | (30 of 43) |
| 376 | | .Gifford Nielsen vs. Pittsburgh | Dec. 20, 1981 | (24 of 37) |
| 369 | | .Warren Moon vs. Seattle | Nov. 7, 1993 | (36 of 55) |
| 369 | | .Warren Moon vs. Cincinnati | Oct. 14, 1990 | (21 of 33) |
| 366 | | .George Blanda @ LA Chargers | Nov. 13, 1960 | (31 of 55) |
| 365 | | .Warren Moon vs. Indianapolis | Sept. 9, 1984 | (23 of 43) |
| 364 | | .Warren Moon @ Indianapolis | Dec. 22, 1985 | (22 of 40) |
| 361 | | .Warren Moon @ Indianapolis | Sept. 13, 1992 | (29 of 39) |
| 356 | | .Warren Moon vs. San Francisco | Oct. 21, 1984 | (25 of 33) |
| 355 | | .Neil O'Donnell @ San Francisco | Oct. 3, 1999 | (20 of 40) |
| 355 | | .Warren Moon @ San Diego | Sept. 30, 1990 | (27 of 46) |
| 354 | | .Dan Pastorini vs. Saint Louis | Oct. 20, 1974 | (26 of 40) |
| 352 | | .Chris Chandler @ Cincinnati | Sept. 24, 1995 | (23 of 26) |
| 351 | | .George Blanda vs. San Diego | Dec. 3, 1961 | (20 of 33) |
| 350 | | .George Blanda @ Oakland | Dec. 17, 1961 | (18 of 31) |
| 348 | | .Archie Manning vs. Green Bay | Sept. 4, 1983 | (22 of 34) |
| 345 | | .Warren Moon vs. Detroit | Nov. 5, 1989 | (30 of 38) |
| 343 | | .Warren Moon @ LA Rams | Nov. 4, 1990 | (26 of 43) |
| 343 | | .Dan Pastorini vs. Oakland | Dec. 2, 1973 | (22 of 36) |
| 342 | | .Warren Moon vs. Atlanta | Dec. 5, 1993 | (24 of 42) |
| 342 | | .Warren Moon @ Cincinnati | Oct. 25, 1992 | (27 of 40) |
| 342 | | .George Blanda @ Oakland | Dec. 22, 1963 | (20 of 32) |
| 341 | | .Steve McNair vs. Cincinnati | Sept. 12, 1999 | (21 of 32) |
| 340 | | .Lynn Dickey @ Baltimore | Nov. 4, 1973 | (22 of 32) |
| 339 | | .Warren Moon @ Cleveland | Dec. 15, 1985 | (22 of 48) |
| 338 | | .Cody Carlson @ Detroit | Nov. 26, 1992 | (24 of 33) |
| 338 | | .Warren Moon vs. Buffalo | Sept. 24, 1989 | (28 of 42) |
| 338 | | .Ken Stabler @ NY Jets | Nov. 23, 1980 | (33 of 51) |
| 338 | | .Pete Beathard @ Denver | Nov. 23, 1969 | (20 of 41) |
| 334 | | .Warren Moon vs. Denver | Oct. 6, 1991 | (19 of 31) |
| 331 | | .Jacky Lee vs. Boston | Nov. 25, 1960 | (21 of 38) |
| 330 | | .Cody Carlson vs. Green Bay | Dec. 13, 1992 | (25 of 36) |
| 330 | | .Warren Moon vs. Pittsburgh | Sept. 6, 1992 | (29 of 45) |
| 330 | | .Warren Moon vs. NY Giants | Dec. 8, 1985 | (26 of 47) |

RECEIVING

| | | | | |
|------------|-------|----------------------------------|----------------------|-----------------------|
| 272 | | .Charlie Hennigan vs. Boston | Dec. 12, 1960 | (13 receptions) |
| 245 | | .Haywood Jeffires @ Kansas City | Dec. 16, 1990 | (9 receptions) |
| 232 | | .Charlie Hennigan vs. Buffalo | Oct. 29, 1961 | (9 receptions) |
| 214 | | .Charlie Hennigan vs. San Diego | Dec. 3, 1961 | (10 receptions) |
| 210 | | .Drew Hill @ Indianapolis | Dec. 22, 1985 | (9 receptions) |
| 202 | | .Charlie Hennigan @ Boston | Sept. 16, 1962 | (8 receptions) |
| 197 | | .Tim Smith vs. Green Bay | Sept. 4, 1983 | (8 receptions) |
| 188 | | .Charlie Hennigan @ Denver | Sept. 27, 1964 | (11 receptions) |
| 186 | | .Haywood Jeffires @ NY Jets | Oct. 13, 1991 | (13 receptions) |
| 186 | | .Charlie Hennigan @ NY Jets | Sept. 22, 1963 | (9 receptions) |
| 185 | | .Drew Hill vs. Cincinnati | Nov. 9, 1986 | (10 receptions) |
| 182 | | .Charles Frazier vs. Boston | Sept. 19, 1965 | (6 receptions) |
| 181 | | .Charles Hennigan vs. Boston | Nov. 29, 1964 | (12 receptions) |
| 180 | | .Ken Burrough vs. Chicago | Nov. 6, 1977 | (6 receptions) |
| 179 | | .Mike Montgomery vs. Saint Louis | Oct. 20, 1974 | (9 receptions) |
| 177 | | .Ken Burrough @ Kansas City | Nov. 23, 1980 | (7 receptions) |
| 171 | | .Bill Groman vs. Boston | Nov. 25, 1960 | (9 receptions) |
| 167 | | .Tim Smith vs. Cleveland | Dec. 16, 1984 | (7 receptions) |
| 162 | | .Kevin Dyson vs. Cincinnati | Sept. 12, 1999 | (9 receptions) |
| 160 | | .Charlie Hennigan @ Buffalo | Nov. 1, 1964 | (12 receptions) |
| 159 | | .Tim Smith @ San Diego | Sept. 16, 1984 | (5 receptions) |
| 158 | | .Charles Frazier vs. Boston | Nov. 13, 1966 | (6 receptions) |
| 156 | | .Tim Smith vs. Green Bay | Sept. 4, 1983 | (8 receptions) |
| 155 | | .Ernest Givins @ Detroit | Oct. 5, 1986 | (5 receptions) |
| 151 | | .Ernest Givins @ Denver | Oct. 6, 1991 | (5 receptions) |
| 150 | | .Tim Smith vs. Cleveland | Dec. 11, 1983 | (7 receptions) |
| 150 | | .Jerry LeVias @ Denver | Nov. 16, 1969 | (7 receptions) |
| 150 | | .Bill Groman vs. Boston | Dec. 11, 1983 | (7 receptions) |

Career 100-Yard Rushing Games

| <u>NO.</u> | <u>Player</u> | <u>W-L-T</u> |
|------------|----------------|--------------|
| 39 | Earl Campbell | 28-11-0 |
| 23 | Eddie George | 18-5-0 |
| 11 | Hoyle Granger | 8-2-1 |
| 8 | Mike Rozier | 6-2-0 |
| 7 | Lorenzo White | 4-3-0 |
| 6 | Gary Brown | 6-0-0 |
| 6 | Ronnie Coleman | 5-1-0 |
| 6 | Charlie Tolar | 6-0-0 |
| 5 | Billy Cannon | 5-0-0 |
| 3 | Rob Carpenter | 2-1-0 |
| 3 | Larry Moriarty | 2-1-0 |
| 3 | Dave Smith | 3-0-0 |
| 2 | Sid Blanks | 2-0-0 |
| 2 | Woody Campbell | 2-0-0 |
| 2 | Allen Pinkett | 2-0-0 |
| 2 | Rodney Thomas | 2-0-0 |
| 1 | Ode Burrell | 0-1-0 |
| 1 | Joe Dawkins | 1-0-0 |
| 1 | Don Hardeman | 1-0-0 |
| 1 | Roy Hopkins | 1-0-0 |
| 1 | Paul Robinson | 0-1-0 |
| 1 | Fred Willis | 0-1-0 |
| 1 | Butch Woolfolk | 1-0-0 |

Career 300-Yard Passing Games

| <u>NO.</u> | <u>Player</u> | <u>W-L-T</u> |
|------------|----------------|--------------|
| 38 | Warren Moon | 20-18-0 |
| 15 | George Blanda | 5-10-0 |
| 3 | Dan Pastorini | 0-3-0 |
| 2 | Cody Carlson | 1-1-0 |
| 2 | Jacky Lee | 1-0-1 |
| 2 | Archie Manning | 0-2-0 |
| 2 | Steve McNair | 1-1-0 |
| 2 | Neil O'Donnell | 1-1-0 |
| 1 | Pete Beathard | 0-0-1 |
| 1 | Chris Chandler | 1-0-0 |
| 1 | Lynn Dickey | 1-0-0 |

| | | |
|---|-----------------|-------|
| 1 | Gifford Nielsen | 1-0-0 |
| 1 | Ken Stabler | 0-1-0 |
| 1 | Don Trull | 0-1-0 |

Career 100-Yard Receiving Games

| <u>NO.</u> | <u>Player</u> | <u>W-L-T</u> |
|------------|-------------------|--------------|
| 26 | Charlie Hennigan | 12-14-0 |
| 24 | Drew Hill | 15-9-0 |
| 18 | Ernest Givins | 7-11-0 |
| 14 | Ken Burrough | 12-2-0 |
| 10 | Tim Smith | 3-7-0 |
| 8 | Bill Groman | 8-0-0 |
| 8 | Chris Sanders | 6-2-0 |
| 6 | Haywood Jeffires | 3-3-0 |
| 4 | Alvin Reed | 1-3-0 |
| 4 | Webster Slaughter | 2-2-0 |
| 3 | Curtis Duncan | 1-2-0 |
| 2 | Mike Barber | 2-0-0 |
| 2 | Jim Bierne | 0-1-1 |
| 2 | Willard Dewveall | 1-1-0 |
| 2 | Billy Johnson | 2-0-0 |
| 2 | Charlie Joiner | 0-1-1 |
| 2 | Yancey Thigpen | 0-2-0 |
| 2 | Lorenzo White | 2-0-0 |
| 2 | Butch Woolfolk | 1-1-0 |
| 1 | Sid Blanks | 0-1-0 |
| 1 | Pat Coleman | 1-0-0 |
| 1 | Kevin Dyson | 1-0-0 |
| 1 | Willie Fraizer | 1-0-0 |
| 1 | Mac Haik | 1-0-0 |
| 1 | Ronnie Harmon | 1-0-0 |
| 1 | Leonard Harris | 1-0-0 |
| 1 | Mike Holston | 0-1-0 |
| 1 | Roy Hopkins | 0-1-0 |
| 1 | Mike Montgomery | 0-1-0 |
| 1 | Dave Parks | 1-0-0 |
| 1 | Gary Wellman | 1-0-0 |
| 1 | John White | 0-1-0 |
| 1 | Oliver Williams | 0-1-0 |

Games With More Than One 100-Yard Rusher

| | |
|---------------|---|
| Dec. 15, 1962 | @ New York, Billy Cannon (9-103) and Charlie Tolar (29-107) |
| Nov. 12, 1967 | @ Denver, Woody Campbell (16-101) and Hoyle Granger (22-142) |
| Dec. 3, 1967 | vs. Miami, Woody Campbell (18-141) and Hoyle Granger (25-111) |
| Sep. 28, 1975 | vs. San Diego, Ronnie Coleman (16-112) and Don Hardeman (27-107) |
| Nov. 27, 1977 | vs. Kansas City, Rob Carpenter (14-149) and Ronnie Coleman (15-101) |

Games With More Than One 100-Yard Receiver

| | |
|---------------|--|
| Nov. 25, 1960 | @ Boston, Bill Groman (9-171) and Charlie Hennigan (7-113) |
| Sep. 24, 1961 | @ San Diego, Charlie Hennigan (6-109) and John White (6-112) |
| Oct. 13, 1961 | @ Boston, Bill Groman (8-148) and Charlie Hennigan (13-272) |
| Oct. 22, 1961 | vs. Dallas, Bill Groman (4-123) and Charlie Hennigan (4-108) |
| Sep. 12, 1964 | @ San Diego, Sid Banks (12-131) and Charlie Hennigan (7-104) |
| Nov. 6, 1964 | @ Boston, Charles Frazier (9-143) and Willie Frazier (2-102) |
| Nov. 4, 1973 | @ Baltimore, Ken Burrough (7-117) and Dave Parks (5-127) |
| Nov. 20, 1978 | vs. Miami, Mike Barber (4-112) and Ken Burrough (6-103) |

TEN LARGEST MARGINS

...OF VICTORY

| <u>MARGIN</u> | <u>SCORE</u> | <u>DATE</u> | <u>OPPONENT</u> |
|---------------|--------------|-------------|-----------------|
| 1. 55 points | 55-0 | 9/9/61 | OAKLAND |
| 2. 47 points | 47-0 | 11/6/77 | CHICAGO |
| 3. 44 points | 58-14 | 12/9/90 | CLEVELAND |
| 4. 42 points | 55-13 | 11/5/61 | at Denver |
| 5. 39 points | 56-17 | 10/14/62 | N.Y. TITANS |
| 6. 38 points | 45-7 | 9/3/66 | DENVER |
| 7. 36 points | 49-13 | 11/19/61 | N.Y. TITANS |
| 8. 35 points | 41-6 | 12/11/88 | CINCINNATI |
| 35 points | 38-3 | 11/14/93 | at Cincinnati |
| 10. 34 points | 44-10 | 12/15/62 | at N.Y. Titans |

...OF DEFEAT

| <u>MARGIN</u> | <u>SCORE</u> | <u>DATE</u> | <u>OPPONENT</u> |
|---------------|--------------|-------------|-----------------|
| 1. 54 points | 61-7 | 12/17/89 | at Cincinnati |
| 2. 44 points | 44-0 | 11/1/70 | at St. Louis |
| 44 points | 61-17 | 12/17/72 | CINCINNATI |
| 4. 42 points | 45-3 | 11/1/63 | at Boston |
| 42 points | 52-10 | 12/20/70 | at Dallas |
| 42 points | 45-3 | 9/18/88 | at N.Y. Jets |
| 7. 41 points | 51-10 | 10/13/74 | at Minnesota |
| 8. 39 points | 52-13 | 9/18/66 | at N.Y. Jets |
| 9. 34 points | 34-0 | 10/9/72 | OAKLAND |
| 34 points | 34-0 | 11/26/89 | at Kansas City |

Adams Creates Official Team Hall of Fame



From L to R: Titans president Jeff Diamond, owner K.S. "Bud" Adams, Jr., Mike Munchak, Mike Holovak, Jim Norton, Elvin Bethea, and Ken Houston are honored at halftime of the Raiders game for being the inaugural class of the Titans/Oilers Hall of Fame.

could get a feel for our proud past, but also a place where our outstanding Titans players can be honored in the future."

Adams has selected DE Elvin Bethea, QB George Blanda, RB Earl Campbell, Vice-President/General Manager/Scout Mike Holovak, S Ken Houston, G Mike Munchak, and S/P Jim Norton to be admitted into the inaugural class of 1999. All six players have either been inducted into the NFL's Hall of Fame in Canton, Ohio or had their jersey number retired by the club.


In recognition of the 40th season of the Tennessee Titans/Houston Oilers' organization, team owner K.S. "Bud" Adams, Jr., unveiled an official team hall of fame during the 1999 season that features players and staff from the past and creates a special place for Titans' stars of the future to be recognized.

The Tennessee Titans Hall of Fame will open its doors this season and will be located on the East side of Adelphia Coliseum, adjacent to the club's ticket office.

"This is something my wife, Nancy, and I have wanted to do for quite some time," Adams said. "We wanted to have a permanent place where our fans

#1 Fans!

Titans fans voted best in the NFL in 1999



Pro Football Weekly recognized Tennessee Titans fans as the best fans in the NFL, in an article last fall.

Titans head coach Jeff Fisher awarded fans at Adelphia Coliseum the "game ball" following the team's 24-21 victory against the previously-unbeaten St. Louis Rams on Oct. 31, 1999.

The game ball will be displayed in the lobby of the Titans' practice facility at Baptist Sports Park.

Titans fans were described in the article as being a "savvy crowd" that knew when to be loud when the Titans were on defense, yet turn silent when they were on offense.

"We talked about the 12th man, and they were a huge difference in that ball game," Fisher said of those in attendance. "Entering the season, I felt that Adelphia Coliseum would quickly develop into a major home-field advantage for us. That was certainly the case last season. I want to thank the fans for their effort and encourage them to keep up the pace during the 2000 campaign"

TITANS ALL-TIME PLAYOFF LEADERS

RUSHING

| | <u>G</u> | <u>Att.</u> | <u>Yds.</u> | <u>Avg.</u> | <u>TD</u> |
|---------------|----------|-------------|-------------|-------------|-----------|
| Eddie George | 4 | 108 | 449 | 4.2 | 3 |
| Earl Campbell | 8 | 135 | 420 | 3.1 | 4 |
| Lorenzo White | 7 | 76 | 264 | 3.5 | 0 |
| Allen Pinkett | 6 | 47 | 219 | 4.7 | 1 |



RB Eddie George

RECEIVING

| | <u>G</u> | <u>No.</u> | <u>Yds.</u> | <u>Avg.</u> | <u>TD</u> |
|------------------|----------|------------|-------------|-------------|-----------|
| Ernest Givins | 8 | 60 | 774 | 12.9 | 8 |
| Drew Hill | 7 | 38 | 513 | 13.5 | 1 |
| Haywood Jeffires | 7 | 41 | 513 | 12.5 | 3 |

PASSING

| | <u>G</u> | <u>Att.</u> | <u>Comp.</u> | <u>Pct.</u> | <u>Yds.</u> | <u>TD</u> | <u>INT.</u> | <u>QB Rating</u> |
|---------------|----------|-------------|--------------|-------------|-------------|-----------|-------------|------------------|
| Warren Moon | 9 | 351 | 230 | 65.5 | 2578 | 15 | 12 | 87.3 |
| Dan Pastorini | 5 | 116 | 71 | 61.2 | 954 | 4 | 8 | 72.3 |
| Steve McNair | 4 | 107 | 62 | 57.9 | 514 | 1 | 2 | 65.7 |

SCORING

| | <u>G</u> | <u>TD</u> | <u>PAT</u> | <u>FG</u> | <u>Total</u> |
|---------------|----------|-----------|------------|-----------|--------------|
| Al Del Greco | 8 | 0 | 21 | 13 | 60 |
| Ernest Givins | 8 | 8 | 0 | 0 | 48 |
| Toni Fritsch | 6 | 0 | 11 | 8 | 35 |



K Al Del Greco

FIELD GOALS

| | <u>G</u> | <u>Att.</u> | <u>Made</u> | <u>Pct.</u> | <u>Long</u> |
|---------------|----------|-------------|-------------|-------------|-------------|
| Al Del Greco | 8 | 18 | 13 | 72.2 | 53 |
| Tony Zendejas | 5 | 14 | 9 | 64.3 | 49 |
| Toni Fritsch | 7 | 9 | 7 | 77.8 | 31 |

PUNTING

| | <u>G</u> | <u>No.</u> | <u>Avg.</u> | <u>Long</u> |
|-----------------|----------|------------|-------------|-------------|
| Craig Hentrich | 4 | 20 | 43.9 | 57 |
| Greg Montgomery | 8 | 27 | 42.6 | 59 |
| Ode Burrell | 7 | 11 | 42.3 | 57 |



P Craig Hentrich

KICKOFF RETURNS

| | <u>G</u> | <u>No.</u> | <u>Yds.</u> | <u>Avg.</u> | <u>TD</u> |
|---------------|----------|------------|-------------|-------------|-----------|
| Derrick Mason | 4 | 13 | 437 | 33.6 | 1 |
| Bobby Jancik | 2 | 9 | 239 | 26.6 | 0 |
| Allen Pinkett | 6 | 13 | 221 | 17.0 | 0 |

PUNT RETURNS

| | <u>G</u> | <u>No.</u> | <u>Yds.</u> | <u>Avg.</u> | <u>TD</u> |
|------------------|----------|------------|-------------|-------------|-----------|
| Derrick Mason | 4 | 11 | 78 | 7.1 | 0 |
| Richard Ellender | 3 | 9 | 75 | 8.3 | 0 |
| Kenny Johnson | 2 | 5 | 27 | 5.4 | 0 |



WR Derrick Mason

INTERCEPTIONS

| | <u>G</u> | <u>No.</u> | <u>Yds.</u> | <u>Avg.</u> | <u>TD</u> |
|----------------|----------|------------|-------------|-------------|-----------|
| Vernon Perry | 4 | 5 | 75 | 15.0 | 1 |
| Mike Reinfield | 7 | 4 | 35 | 8.8 | 0 |
| Bubba McDowell | 6 | 3 | 90 | 30.0 | 1 |

TACKLES (since 1974)

| | | |
|---------------|----|--------------------------------------|
| Career | 55 | Al Smith |
| | 45 | Gregg Bingham |
| | 41 | John Grimsley |
| Game | 13 | Art Stringer (1/6/80 at Pittsburgh) |
| | 12 | Gregg Bingham (1/6/80 at Pittsburgh) |
| | | Terry Kinard (1/6/91 at Cincinnati) |

SACKS (since 1970)

| | | |
|---------------|---|------------------------------------|
| Career | 5 | Elvin Bethea |
| | | Andy Dorris |
| | 3 | William Fuller |
| Game | 3 | Andy Dorris (12/23/79 vs. Denver) |
| | 2 | Jevon Kearse (1/9/00 vs. Buf.) |
| | | Curley Culp (12/23/79 vs. Denver) |
| | | William Fuller (1/3/93 at Buffalo) |

INDIVIDUAL PLAYOFF RECORDS

SERVICE

Most Games, Head Coach

- 7 O.A. "Bum" Phillips, 1978-80
- 5 Jerry Glanville, 1987-89
- 5 Jack Pardee, 1990-93

Most Games Won, Head Coach

- 4 O.A. "Bum" Phillips, 1978-80
- 3 Jeff Fisher, 1999
- 2 Jerry Glanville, 1978-89

Most Games Lost, Head Coach

- 4 Jack Pardee, 1990-93
- 3 Jerry Glanville, 1987-89
- 3 O.A. "Bum" Phillips, 1978-80

SCORING

Most Points, Career

- 60 Al Del Greco, (21 PAT, 13 FG)
- 48 Ernest Givins, (8 TD)
- 35 Toni Fritsch, (11 PAT, 8 FG)
- 33 Tony Zendejas, (9 PAT, 8 FG)

Most Points, Game

- 13 Al Del Greco, @ Indianapolis, 1/16/00
- 12 Mike Barber, @ New England, 12/31/78
- 12 Allen Pinkett, @ Cleveland, 12/24/88
- 12 Ernest Givins, vs. Pittsburgh, 12/31/89
- 12 Ernest Givins, @ Cincinnati, 1/6/91
- 12 Ernest Givins, vs. NY Jets, 12/29/91
- 12 Haywood Jeffires, @ Buffalo, 1/3/93

Most Points, Opponent, Game

- 18 Andre Reed, @ Buffalo, 1/3/93
- 16 George Blanda, @ Oakland, 12/31/67
- 14 Gary Anderson, vs. Pittsburgh, 12/31/89

TOUCHDOWNS

Most Touchdowns, Career

- 8 Ernest Givins, (8 receiving)
- 4 Earl Campbell, (4 rushing)
- 3 Haywood Jeffires, (3 receiving)

Most Touchdowns, Game

- 2 Mike Barber, @ New England, 12/31/78
- 2 Allen Pinkett, @ Cleveland, 12/24/88
- 2 Ernest Givins, vs. Pittsburgh, 12/31/89
- 2 Ernest Givins, @ Cincinnati, 1/6/91
- 2 Ernest Givins, vs. NY Jets, 12/29/93
- 2 Haywood Jeffires, @ Buffalo, 1/3/93
- 2 Steve McNair, @ Jacksonville, 1/23/00
- 2 Eddie George, vs. St. Louis, 1/30/00

Most Touchdowns, Opponent, Game

- 3 Andre Reed, @ Buffalo, 1/3/91

Most Consecutive Games Scoring Touchdown

- 3 Ernest Givins, 1989-91
- 2 4 times, last by Haywood Jeffires 1991-92

POINTS AFTER TOUCHDOWN

Most Attempts, Career

- 21 Al Del Greco, 1991-93, 99
- 11 Toni Fritsch, 1979-80
- 9 Tony Zendejas, 1987-89

Most Attempts, Game

- 5 Al Del Greco, @ Buffalo, 1/3/93
- 4 Toni Fritsch, @ New England, 12/31/78
- 4 Al Del Greco, @ Jacksonville, 1/23/00

Most Made, Career

- 21 Al Del Greco, 1991-93, 99
- 11 Toni Fritsch, 1978-80
- 9 Tony Zendejas, 1987-89

Most Made, Game

- 5 Al Del Greco, @ Buffalo, 1/3/93
- 4 Al Del Greco, @ Indianapolis, 1/16/00
- 4 Toni Fritsch, @ New England, 12/31/78
- 4 Al Del Greco, @ Jacksonville, 1/23/00

Most Made, Opponent, Game

- 8 George Blanda, @ Oakland, 12/21/69
- 5 Jim Breech, @ Cincinnati, 1/6/91
- 5 Steve Christie, @ Buffalo, 1/3/93

Most Made, No Misses, Career

- 21 Al Del Greco, 1991-93, 99
- 11 Toni Fritsch, 1978-80
- 9 Tony Zendejas, 1987-89

FIELD GOALS

Most Attempted, Career

- 18 Al Del Greco, 1991-93, 99
- 14 Tony Zendejas, 1987-89
- 9 Toni Fritsch, 1978-80

Most Attempted, Game

- 5 Tony Zendejas, vs. Seattle, 1/3/89
- 4 Al Del Greco, @ Indianapolis, 1/16/00
- 4 Tony Zendejas, vs. Pittsburgh, 12/31/88

Most Attempted, Opponent, Game

- 4 Jeff Wilkins, vs. St. Louis, 1/30/00
- 4 Roy Gerela, @ Pittsburgh, 1/7/79
- 4 Gary Anderson, vs. Pittsburgh, 12/31/89

Most Made, Career

- 13 Al Del Greco, 1991-93, 99
- 9 Tony Zendejas, 1987-89
- 7 Toni Fritsch, 1978-80

Most Made, Game

- 4 Al Del Greco, @ Indianapolis, 1/16/00
- 3 Al Del Greco, vs. Buffalo, 1/8/00
- 3 Tony Zendejas, vs. Seattle, 1/3/88
- 3 Tony Zendejas, vs. Pittsburgh, 12/31/89

Most Made, Opponent, Game

- 4 Roy Gerela, @ Pittsburgh, 1/7/79
- 3 Mike Vanderjagt, @ Indianapolis, 1/16/00
- 3 Jeff Wilkins, vs. St. Louis, 1/30/00
- 3 Ben Agajanian, vs. LA Chargers, 1/1/61
- 3 Matt Bahr, @ Cleveland, 12/24/88

Most Consecutive Games Made

- 8 Al Del Greco, 1991-93, 99
- 6 Toni Fritsch, 1978-80
- 5 Tony Zendejas, 1987-89

Longest Field Goal

- 53 Al Del Greco, vs. NY Jets, 12/29/91
- 49 Al Del Greco, @ Indianapolis, 1/16/00
- 49 Tony Zendejas, vs. Seattle, 1/3/88
- 49 Tony Zendejas, @ Cleveland, 12/24/88
- 49 Al Del Greco, vs. Kansas City, 1/16/94

Highest Field Goal Percentage (5 attempts)

- 77.8 Toni Fritsch, 6 games (7-9)
- 72.2 Al Del Greco, 4 games (13-18)
- 64.3 Tony Zendejas, 5 games (9-14)

SAFETIES

Most, Career

- 1 Jevon Kearse, 1999
- 1 Ted Washington, 1979

Most, Game

- 1 Jevon Kearse, vs. Buffalo, 1/8/00
 1 Ted Washington, @ Pittsburgh, 1/7/79

RUSHING**Most Attempts, Career**

- 135 Earl Campbell, 8 games
 108 Eddie George, 4 games
 76 Lorenzo White, 7 games

Most Attempts, Game

- 29 Eddie George, vs. Buffalo, 1/8/00
 28 Eddie George, vs. St. Louis, 1/30/00
 27 Earl Campbell, @ New England, 12/31/78
 27 Earl Campbell, @ Oakland, 12/23/80

Most Yards Gained, Career

- 449 Eddie George, 4 games
 420 Earl Campbell, 8 games
 264 Lorenzo White, 7 games
 219 Allen Pinkett, 6 games

Most Yards Gained, Game

- 162 Eddie George, @ Indianapolis, 1/16/00
 118 Earl Campbell, @ Miami, 12/24/78
 106 Eddie George, vs. Buffalo, 1/8/00

Longest Run From Scrimmage

- 68t Eddie George, @ Indianapolis, 1/16/00
 51 Steve McNair, @ Jacksonville, 1/23/00
 35 Earl Campbell, @ New England, 12/31/78

Highest Average Gain, Career (40 carries)

- 4.66 Allen Pinkett, 6 games (47-219)
 4.16 Eddie George, 4 games (108-449)
 3.47 Lorenzo White, 5 games (76-264)
 3.11 Earl Campbell, 8 games (135-420)

Highest Average Gain, Game (10 carries)

- 6.23 Eddie George, @ Indianapolis, 1/16/00 (26-162)
 4.37 Earl Campbell, @ New England, 12/31/78 (27-118)
 3.95 Lorenzo White, @ Buffalo, 1/3/93 (19-75)

Most Touchdowns, Career

- 4 Earl Campbell, 8 games
 3 Eddie George, 4 games
 3 Steve McNair, 4 games
 2 Mike Rozier, 4 games

Most Touchdowns, Game

- 2 Eddie George, vs. St. Louis, 1/30/00
 2 Steve McNair, @ Jacksonville, 1/23/00
 1 13 times, last by Eddie George @ Ind., 1/16/00

Most Consecutive Games Rushing for Touchdowns

- 2 Earl Campbell, 1978

PASSING**Passer Rating (100 attempts)**

- 87.3 Warren Moon, 9 games
 72.3 Dan Pastorini, 5 games
 57.9 Steve McNair, 4 games

ATTEMPTS**Most Passes Attempted, Career**

- 351 Warren Moon, 9 games
 117 George Blanda, 3 games
 116 Dan Pastorini, 5 games

Most Passes Attempted, Game

- 50 Warren Moon, @ Buffalo, 1/3/93
 48 Warren Moon, vs. Pittsburgh, 12/31/89
 46 George Blanda, vs. Dallas Texans, 12/23/62
 46 Pete Beathard, @ Oakland, 12/21/69

COMPLETIONS**Most Completions, Career**

- 230 Warren Moon, 9 games
 71 Dan Pastorini, 5 games

- 62 Steve McNair, 4 games
 57 George Blanda, 3 games

Most Completions, Game

- 36 Warren Moon, @ Buffalo, 1/3/93
 32 Warren Moon, vs. Kansas City, 1/16/94
 29 Warren Moon, vs. Pittsburgh, 12/31/89

COMPLETION PERCENTAGE**Highest Completion Percentage, Career (100 attempts)**

- 65.5 Warren Moon, 9 games
 61.2 Dan Pastorini, 5 games
 57.9 Steve McNair, 4 games

Highest Completion Percentage, Game (10 attempts)

- 80.0 Dan Pastorini, @ New England, 12/31/78 (12-15)
 75.0 Warren Moon, @ Denver, 1/4/92 (27-36)
 74.4 Warren Moon, vs. Kansas City, 1/16/94 (32-43)

YARDS GAINED**Most Yards Gained, Career**

- 2578 Warren Moon, 9 games
 954 Dan Pastorini, 5 games
 722 George Blanda, 3 games

Most Yards Gained, Game

- 371 Warren Moon, @ Buffalo, 1/3/93
 325 Warren Moon, @ Denver, 1/4/92
 315 Warren Moon, vs. Pittsburgh, 12/31/89

Most Games, 300 or More Yards Passing, Career

- 4 Warren Moon, 9 games

Most Consecutive Games, 300 or More Yards Passing

- 3 Warren Moon, 1991-93

Longest Pass Completion

- 88t George Blanda (to Billy Cannon), vs. LA Chargers, 1/1/61
 71t Dan Pastorini (to Ken Burrough), @ N.E., 12/31/78
 55 Dan Pastorini (to Mike Barber), @ Miami, 12/24/78

Highest Average Gain, Career (100 attempts)

- 8.22 Dan Pastorini, 5 games (116-954)
 7.31 Warren Moon, 9 games (351-2578)
 6.17 George Blanda, 3 games (117-722)

Highest Average Gain, Game (20 attempts)

- 10.55 Dan Pastorini, @ New England, 12/31/78
 9.03 Warren Moon, @ Denver, 1/4/92
 8.53 Warren Moon, vs. Seattle, 1/3/88

TOUCHDOWNS**Most Touchdown Passes, Career**

- 15 Warren Moon, 9 games
 5 George Blanda, 3 games
 4 Dan Pastorini, 5 games

Most Touchdown Passes, Game

- 4 Warren Moon, @ Buffalo, 1/3/93
 3 George Blanda, vs. LA Chargers, 1/1/61
 3 Dan Pastorini, @ New England, 12/31/78
 3 Warren Moon, @ Denver, 1/4/92

Most Consecutive Games Touchdown Pass

- 4 Warren Moon, 1991-93
 3 George Blanda, 1960-62
 3 Warren Moon, 1987-88

HAD INTERCEPTED**Lowest Percentage, Passes Had Intercepted, Career (100 attempts)**

- 1.87 Steve McNair, 4 games (107-2)
 3.42 Warren Moon, 9 games (351-12)
 6.90 Dan Pastorini, 5 games (116-8)
 8.54 George Blanda, 3 games (117-10)

Most Attempts Without Interception, Game

- 48 Warren Moon, vs. Pittsburgh, 12/31/89
 36 Steve McNair, vs. St. Louis, 1/30/99
 29 Dan Pastorini, @ Miami, 12/24/78

Most Passes Had Intercepted, Career

- 12 Warren Moon, 9 games
- 10 George Blanda, 3 games
- 8 Dan Pastorini, 5 games

Most Passes Had Intercepted, Game

- 5 George Blanda, @ San Diego, 12/25/61
- 5 George Blanda, vs. Dallas Texans, 12/23/62
- 5 Dan Pastorini, @ Pittsburgh, 1/7/79

PASS RECEIVING**RECEPTIONS****Most Receptions, Career**

- 60 Ernest Givins, 1987-93
- 41 Haywood Jeffires, 1988-93
- 38 Drew Hill, 1987-91

Most Receptions, Game

- 11 Ernest Givins, vs. Pittsburgh, 12/31/89
- 9 Drew Hill, vs. NY Jets, 12/29/91
- 9 Ernest Givins, @ Buffalo, 1/3/93
- 9 Haywood Jeffires, vs. Kansas City, 1/16/94

Most Consecutive Games, Pass Receptions

- 8 Haywood Jeffires, 1988-93
- 6 Ernest Givins, 1989-93

YARDS GAINED**Most Yards Gained, Career**

- 774 Ernest Givins, 8 games
- 513 Drew Hill, 7 games
- 513 Haywood Jeffires, 7 games

Most Yards Gained, Game

- 136 Ernest Givins, vs. Pittsburgh, 12/31/89
- 117 Ernest Givins, @ Buffalo, 1/3/93
- 112 Mike Barber, @ Miami, 12/24/78

Most Games, 100 or more Receiving Yards, Career

- 3 Ernest Givins
- 1 Ken Burrough
- 1 Mike Barber

Most Consecutive Games, 100 or more Receiving Yards

- 2 Ernest Givins

Longest Reception

- 88t Billy Cannon, vs. LA Chargers, 1/1/61
- 71t Ken Burrough, @ Miami, 12/24/78
- 55 Mike Barber, @ New England, 12/31/78

AVERAGE GAIN**Highest Average Gain, Career (14 receptions)**

- 22.1 Mike Barber, (14-309)
- 13.5 Drew Hill, (38-513)
- 12.9 Ernest Givins, (60-774)

Highest Average Gain, Game (5 receptions)

- 18.6 Drew Hill, @ Denver, 1/10/88 (5-93)
- 18.5 Ernest Givins, @ Denver, 1/4/92 (6-111)
- 17.2 Ken Burrough, @ Miami, 12/24/78 (6-103)

TOUCHDOWNS**Most Touchdowns, Career**

- 8 Ernest Givins, 8 games
- 3 Haywood Jeffires, 7 games
- 2 Billy Cannon, 2 games
- 2 Mike Barber, 2 games
- 2 Curtis Duncan, 5 games

Most Touchdowns, Game

- 2 5 times, last by Haywood Jeffires @ Buffalo 1/3/93

Most Consecutive Games, Touchdown Passes Caught

- 3 Ernest Givins, 1989-91
- 2 Billy Cannon, 1960-61

- 2 Curtis Duncan, 1991-92
- 2 Haywood Jeffires, 1991-92

INTERCEPTIONS**Most Interceptions, Career**

- 5 Vernon Perry, 4 games
- 4 Mike Reinfeldt, 7 games
- 3 Bubba McDowell, 6 games

Most Interceptions, Game

- 4* Vernon Perry, @ San Diego, 12/29/79
- 2 Mike Reinfeldt, @ New England, 12/31/78
- 2 Bubba McDowell, vs. NY Jets, 12/29/91

Most Yards Gained, Career

- 90 Bubba McDowell, 6 games
- 75 Vernon Perry, 4 games
- 35 Mike Reinfeldt, 7 games

Most Yards Gained, Game

- 75t Vernon Perry, @ Pittsburgh, 1/6/80
- 58t Bubba McDowell, @ Buffalo, 1/3/93
- 32 Bubba McDowell, vs. NY Jets, 12/29/92

Longest Run

- 75t Vernon Perry, @ Pittsburgh, 1/6/80
- 58t Bubba McDowell, @ Buffalo, 1/3/93
- 31 Bubba McDowell, vs. NY Jets, 12/29/92

Most Touchdowns, Career

- 1 Vernon Perry, 1980
- 1 Bubba McDowell, 1993

Most Touchdowns, Game

- 1 Vernon Perry, @ Pittsburgh, 1/6/80
- 1 Bubba McDowell, @ Buffalo, 1/3/93

PUNTING**Most Punts, Career**

- 31 Cliff Parsley, 7 games
- 27 Greg Montgomery, 8 games
- 20 Craig Hentrich, 4 games

Most Punts, Game

- 11 Jim Norton, @ Oakland, 12/31/67
- 11 Ode Burrell, @ Oakland, 12/21/69
- 7 Craig Hentrich, vs. Buffalo, 1/8/00
- 6 Cliff Parsley, @ New England, 12/31/78
- 6 Cliff Parsley, @ San Diego, 12/29/79
- 6 Greg Montgomery, @ Cincinnati, 1/6/91

Longest Punt

- 59 Greg Montgomery, vs. Kansas City, 1/6/94
- 57 Craig Hentrich, @ Indianapolis, 1/16/00
- 57 Ode Burrell, @ Oakland, 12/21/69

Highest Average Yardage, Career (10 punts)

- 43.9 Craig Hentrich (20-877)
- 42.6 Greg Montgomery (27-1149)
- 42.3 Ode Burrell (11-465)

Highest Average Yardage, Game (5 punts)

- 52.0 Craig Hentrich, @ Indianapolis, 1/16/2000, (5-260)
- 48.6 Greg Montgomery, vs. Kansas City, 1/16/94 (5-243)
- 44.6 Greg Montgomery, @ Buffalo, 1/1/89 (5-223)

PUNT RETURNS**Most Punt Returns, Career**

- 11 Derrick Mason, 4 games
- 9 Richard Ellender, 3 games
- 5 Kenny Johnson, 2 games
- 5 Robert Woods, 2 games

Most Punt Returns, Game

- 5 Derrick Mason, vs. Buffalo, 1/8/00
- 5 Richard Ellender, @ Denver, 12/23/79
- 4 Kenny Johnson, vs. Seattle, 1/3/88

Most Yards Gained, Career

- 78 Derrick Mason, 4 games
- 75 Richard Ellender, 3 games
- 27 Kenny Johnson, 2 games
- 27 Bobby Gordon, 1 game

Most Yards Gained, Game

- 49 Derrick Mason, @ Indianapolis, 1/16/00
- 42 Richard Ellender, @ Denver, 12/23/79
- 27 Bobby Gordon, vs. LA Chargers, 1/1/61
- 27 Kenny Johnson, vs. Seattle, 1/3/88

Longest Return

- 27 Bobby Gordon, vs. LA Chargers, 1/1/61
- 25 Richard Ellender, @ San Diego, 12/29/79
- 19 Derrick Mason, @ Indianapolis, 1/16/00
- 19 Gerald McNeil, @ Cincinnati, 1/6/91

Highest Average Gain, Career (5 returns)

- 8.3 Richard Ellender (9-75)
- 7.1 Derrick Mason (11-78)
- 5.4 Kenny Johnson (5-27)

Highest Average Gain, Game (3 returns)

- 16.3 Derrick Mason, @ Indianapolis, 1/16/00 (3-49)
- 8.5 Richard Ellender, @ Denver, 12/23/79 (5-42)
- 6.8 Kenny Johnson, vs. Seattle, 1/3/88 (4-27)

KICKOFF RETURNS**Most Kickoff Returns, Career**

- 13 Derrick Mason, 4 games
- 13 Allen Pinkett, 8 games
- 9 Bobby Jancik, 3 games
- 7 Lorenzo White, 6 games

Most Kickoff Returns, Game

- 5 Derrick Mason, vs. St. Louis, 1/30/00
- 5 Bobby Jancik, vs. Dallas Texans, 12/23/62

YARDS GAINED**Most Yards Gained, Career**

- 437 Derrick Mason, 4 games
- 239 Bobby Jancik, 2 games
- 221 Allen Pinkett, 6 games

Most Yards Gained, Game

- 174 Derrick Mason, @ Jacksonville, 1/23/00
- 122 Derrick Mason, vs. St. Louis, 1/30/00
- 100 Bobby Jancik, @ Oakland, 12/31/67

Longest Return

- 80t Derrick Mason, @ Jacksonville, 1/23/00
- 48 Bobby Jancik, vs. Dallas Texans, 12/23/62
- 47 Derrick Mason, @ Indianapolis, 1/16/00

Highest Average Gain, Career (5 returns)

- 33.6 Derrick Mason, 4 games
- 26.6 Bobby Jancik, 2 games
- 20.8 Robert Woods, 3 games

Highest Average Gain, Game (3 returns)

- 43.5 Derrick Mason, @ Jacksonville, 1/23/00 (4-174)
- 31.3 Derrick Mason, vs. Buffalo, 1/8/2000 (3-94)
- 29.0 Zeke Moore @ Oakland 12/31/67 (3-87)

* denotes NFL record



Rock legend Tina Turner poses with QB Steve McNair before a practice during Super Bowl Week at the Georgia Dome.

TEAM PLAYOFF RECORDS

SCORING

Most Points

- 38 @ Buffalo, 1/3/93
(Buffalo 41, Oilers 38)
- 33 @ Jacksonville, 1/23/00
(Titans 33, Jacksonville 14)
- 31 @ New England, 12/31/78
(Oilers 31, New England 14)

Most Points, Opponent

- 56 @ Oakland, 12/21/69
(Oakland 56, Oilers 7)
- 41 @ Buffalo, 1/3/93
(Buffalo 41, Oilers 38 OT)
- 41 @ Cincinnati, 1/6/91
(Cincinnati 41, Oilers 14)

Fewest Points

- 5 @ Pittsburgh, 1/7/79
(Pittsburgh 34, Oilers 5)
- 7 3 times, last @ Oakland, 12/28/80
(Oakland 27, Oilers 7)

Fewest Points, Opponent

- 3 @ San Diego, 12/24/61
(Oilers 10, San Diego 3)
- 7 vs. Denver, 12/23/79
(Oilers 13, Denver 7)
- 9 @ Miami, 12/24/78
(Oilers 17, Miami 9)

Most Decisive Win

- 19 @ Jacksonville, 1/23/00
(Titans 33, Jacksonville 14)
- 17 @ New England, 12/31/78
(Oilers 31, New England 14)
- 8 @ Miami, 12/24/78
(Oilers 17, Miami 9)
- 8 vs. LA Chargers, 1/1/61
(Oilers 24, LA Chargers 16)

Most Decisive Loss

- 49 @ Oakland, 12/21/69
(Oakland 56, Oilers 7)
- 33 @ Oakland, 12/31/67
(Oakland 40, Oilers 7)
- 29 @ Pittsburgh, 1/7/79
(Pittsburgh 34, Oilers 5)

Most Points, Both Teams

- 79 @ Buffalo, 1/3/93
(Buffalo 41, Oilers 38 OT)
- 63 @ Oakland, 12/21/69
(Oakland 56, Oilers 7)
- 55 @ Cincinnati, 1/6/91
(Cincinnati 41, Oilers 14)

Most Points Each Half

- 1st 28, @ Buffalo, 1/3/93
- 2nd 23, @ Jacksonville, 1/23/00

Most Points Each Half, Opponent

- 1st 35, @ Oakland, 12/21/69
- 2nd 35, @ Buffalo, 1/3/93

Most Points Each Quarter

- 1st 14, @ Denver, 1/4/92
- 2nd 21, @ Buffalo, 1/3/93
- 21, @ New England, 12/31/78
- 3rd 16, @ Jacksonville, 1/23/00
- 4th 14, vs Pittsburgh, 12/31/89

Most Points Each Quarter, Opponent

- 1st 28 @ Oakland, 12/21/69
- 2nd 17, @ Pittsburgh, 1/7/79
- 3rd 28, @ Buffalo, 1/3/93
- 4th 21, vs Kansas City, 1/16/94

TOUCHDOWNS

Most Touchdowns

- 5 @ Buffalo, 1/3/93

Most Touchdowns, Opponent

- 8 @ Oakland, 12/21/69

Most Touchdowns, Both Teams

- 10 @ Buffalo, 1/3/93
(Buffalo 5, Oilers 5)

Fewest Touchdowns, Both Teams

- 1 @ San Diego, 12/21/61
(Oilers 1, San Diego 0)

FIRST DOWNS

Most First Downs

- 27 vs. St. Louis, 1/30/00
- 27 @ Buffalo, 1/3/93
- 27 vs. Seattle, 1/3/88

Most First Downs, Opponent

- 26 @ Denver, 1/4/92
- 25 @ San Diego, 12/29/79
- 24 @ Cincinnati, 1/6/91

Most First Downs, Both Teams

- 50 vs. St. Louis, 1/30/00
(Titans 27, St. Louis 23)
- 49 @ Denver, 1/4/92
(Denver 26, Oilers 23)
- 46 @ Buffalo, 1/3/93
(Oilers 27, Buffalo 19)

Fewest First Downs

- 10 @ Pittsburgh, 1/7/79
- 11 @ Pittsburgh, 1/6/80
- 11 @ Oakland, 12/31/67

Fewest First Downs, Opponent

- 11 vs. Seattle, 1/3/88
- 12 @ Oakland, 12/28/80
- 13 vs. Buffalo, 1/8/00

Fewest First Downs, Both Teams

- 29 vs. Buffalo, 1/8/00
(Titans 16, Buffalo 13)
- 28 @ Oakland, 12/31/67
(Oakland 18, Oilers 10)
- 31 @ Pittsburgh, 1/7/79
(Pittsburgh 21, Oilers 10)
- 31 @ Oakland, 12/21/69
(Oakland 17, Oilers 14)

Most First Downs, Rushing

- 12 vs. St. Louis, 1/30/00

Most First Downs, Rushing, Opponent

- 15 @ Cincinnati, 1/6/91

Most First Downs, Rushing, Both Teams

- 19 @ Cincinnati, 1/6/91
(Cincinnati 15, Oilers 4)

Fewest First Downs, Rushing

- 1 @ Oakland, 12/21/69

Fewest First Downs, Rushing, Opponent

- 1 vs. St. Louis, 1/30/00
- 1 vs. Seattle, 1/3/88

Fewest First Downs, Rushing, Both Teams

- 6 @ Oakland, 12/21/69
(Oakland 5, Oilers 1)

Most First Downs, Passing

- 18 @ Buffalo, 1/3/93
- 18 vs. Pittsburgh, 12/31/89
- 18 vs. Seattle, 1/3/88

Most First Downs, Passing, Opponent

- 18 vs. St. Louis, 1/30/00
- 17 @ San Diego, 12/29/79

Most First Downs, Passing, Both Teams

- 31 vs. St. Louis, 1/30/00
(St. Louis 18, Titans 13)
31 @ Buffalo, 1/3/93
(Oilers 18, Buffalo 13)

Fewest First Downs, Passing

- 3 @ Pittsburgh, 1/7/79

Fewest First Downs, Passing, Opponent

- 5 vs. Dallas Texans, 12/23/62

Fewest First Downs, Passing, Both Teams

- 11 vs. Buffalo, 1/8/00
(Buffalo 6, Titans 5)
11 @ Oakland, 12/31/67
(Oakland 6, Oilers 5)

Most First Downs, Penalty

- 4 @ San Diego, 12/24/61

Most First Downs, Penalty, Opponent

- 4 vs. St. Louis, 1/30/00
4 @ Cleveland, 12/24/88
4 vs. Dallas Texans, 12/23/62

Most First Downs, Penalty, Both Teams

- 6 vs. St. Louis, 1/30/00
(St. Louis 4, Titans 2)
5 @ Buffalo, 1/1/89
(Buffalo 3, Oilers 2)

- 5 @ San Diego, 12/23/61
(Oilers 4, San Diego 1)

Fewest First Downs, Penalty, Both Teams

- 0 vs. Seattle, 1/3/88

NET YARDS GAINED RUSHING AND PASSING**Most Yards Gained**

- 437 vs. Seattle, 1/3/88
429 @ Buffalo, 1/3/93
422 @ Denver, 1/4/92

Most Yards Gained, Opponent

- 436 vs. St. Louis, 1/30/00
418 @ Denver, 1/4/92
412 @ Oakland, 12/21/69

Most Yards Gained, Both Teams

- 840 @ Denver, 1/4/92
803 vs. St. Louis, 1/30/00
795 @ Buffalo, 1/3/93

Fewest Yards Gained

- 142 @ Pittsburgh, 1/7/79
146 @ Oakland, 12/31/67
197 @ Oakland, 12/21/69

Fewest Yards Gained, Opponent

- 209 @ Miami, 12/24/78
216 vs. Denver, 12/23/79
219 vs. Buffalo, 1/8/00

Fewest Yards Gained, Both Teams

- 413 vs. Buffalo, 1/8/00
498 vs. Denver, 12/23/79
510 @ Oakland, 12/31/67

RUSHING**Most Rushing Attempts**

- 54 @ New England, 12/31/78
50 vs. Seattle, 1/3/88
45 @ Miami, 12/24/78

Most Rushing Attempts, Opponent

- 54 vs. Dallas Texans, 12/23/62
48 @ Oakland, 12/31/67
47 @ Pittsburgh, 1/7/79

Fewest Rushing Attempts

- 13 @ Cincinnati, 1/6/91
19 @ Denver, 1/4/92
19 @ Oakland, 12/21/69

Fewest Rushing Attempts, Opponent

- 11 vs. Seattle, 1/3/88
13 vs. St. Louis, 1/30/00
19 @ San Diego, 12/29/79

- 19 @ San Diego, 12/24/61

YARDS**Most Yards gained Rushing**

- 197 @ Indianapolis, 1/16/00
178 vs. Seattle, 1/3/88
177 @ Jacksonville, 1/23/00

Most Yards Gained Rushing, Opponent

- 263 @ Oakland, 12/31/67
199 vs. Dallas Texans, 12/23/62
187 @ Cincinnati, 1/6/91

Most Yards Gained Rushing, Both Teams

- 321 @ Jacksonville, 1/23/00
(Titans 177, Jacksonville 144)
301 @ Oakland, 12/31/67
(Oakland 263, Oilers 38)
297 vs. Dallas Texans, 12/23/62
(Dallas 199, Oilers 98)

Fewest Yards Gained Rushing

- 24 @ Pittsburgh, 1/6/80
28 @ Oakland, 12/21/69
38 @ Oakland, 12/31/67

Fewest yards Gained Rushing, Opponent

- 29 vs. St. Louis, 1/30/00
29 vs. Seattle, 1/3/88
61 @ Denver, 1/10/88
63 @ San Diego, 12/29/79

Fewest Yards gained Rushing, Both Teams

- 110 vs. Kansas City, 1/16/94
(Kansas City 71, Oilers 39)
134 @ Denver, 1/10/88
(Oilers 73, Denver 61)
138 @ Oakland, 12/21/69
(Oakland 37, Oilers 19)

Highest Average Gain

- 6.0 @ Indianapolis, 1/16/00
5.2 @ Cincinnati, 1/6/91

Highest Average Gain, Opponent

- 6.3 vs. Jacksonville, 1/23/00
5.9 vs. Pittsburgh, 12/31/89

Lowest Average Gain

- 1.1 @ Pittsburgh, 1/6/80
Lowest Average Gain, Opponent

- 2.1 @ Denver, 1/10/88

PASSING**ATTEMPTS****Most Passes Attempted**

- 50 @ Buffalo, 1/3/93
46 @ Oakland, 12/21/69
46 vs. Dallas Texans, 12/23/62

Most Passes Attempted, Opponent

- 47 @ San Diego, 12/29/79
45 vs. St. Louis, 1/30/00
43 @ Indianapolis, 1/16/00

Most Passes Attempted, Both Teams

- 84 @ Buffalo, 1/3/93
(Oilers 50, Buffalo 34)
81 vs. St. Louis, 1/30/00
(St. Louis 45, Titans 36)
81 vs. Kansas City, 1/16/94
(Oilers 43, Kansas City 38)
81 vs. Pittsburgh, 12/31/89
(Oilers 48, Pittsburgh 33)

Fewest Passes Attempted

- 15 @ New England, 12/31/78
19 @ San Diego, 12/29/79
22 vs. Denver, 12/23/79

Fewest Passes Attempted, Opponent

- 14 vs. Dallas Texans, 12/23/62
19 @ Pittsburgh, 1/7/79
22 @ Oakland, 12/21/69

Fewest Passes Attempted, Both Teams

- 45 @ Pittsburgh, 1/7/79
(Oilers 26, Pittsburgh 19)
46 vs. Buffalo, 1/8/00
(Titans 24, Buffalo 22)
49 vs. Denver, 12/23/79
(Denver 27, Oilers 22)

COMPLETIONS**Most Passes Completed**

- 36 @ Buffalo, 1/3/93
32 vs. Kansas City, 1/16/94
29 vs. Pittsburgh, 12/31/89

Most Passes Completed, Opponent

- 25 @ San Diego, 12/29/79
24 vs. St. Louis, 1/30/00
22 vs. Kansas City, 1/16/94

Most Passes Completed, Both Teams

- 57 @ Buffalo, 1/3/93
(Oilers 36, Buffalo 21)
54 vs. Kansas City, 1/16/94
(Oilers 32, Kansas City 22)
49 vs. NY Jets, 12/29/91
(Oilers 28, NY Jets 21)

Fewest Passes Completed

- 10 @ San Diego, 12/29/79
10 vs. Denver, 12/23/79
12 2 times, last @ Pittsburgh, 1/7/79

Fewest Passes Completed, Opponent

- 8 @ Oakland, 12/28/80
9 vs. Dallas Texans, 12/23/62
10 vs. Buffalo, 1/8/00
10 @ Oakland, 12/31/67

Fewest Passes Completed, Both Teams

- 23 vs. Buffalo, 1/8/00
(Titans 13, Buffalo 10)
23 @ Oakland, 12/28/80
(Oilers 15, Oakland 8)
23 @ Pittsburgh, 1/7/79
(Oilers 12, Pittsburgh 11)
24 vs. Denver, 12/23/79
(Denver 14, Oilers 10)

Highest Completion Percentage (20 attempts)

- 75.0 @ Denver, 1/4/92

Highest Completion Percentage, Opponent (20 att...)

- 67.9 @ Cleveland, 12/24/88

Lowest Completion Percentage (20 attempts)

- 39.1 @ Oakland, 12/21/69

Lowest Completion Percentage, Opponent

- 34.5 @ Oakland, 12/28/80

YARDS**Most Yards Gained, Passing**

- 347 @ Buffalo, 1/3/93
325 vs. Denver, 1/4/92
315 vs. Pittsburgh, 12/31/89

Most Yards Gained, Passing, Opponent

- 407 vs. St. Louis, 1/30/00
349 @ San Diego, 12/29/79
317 vs. Denver, 12/23/79

Fewest Yards Gained, Passing

- 55 vs. Buffalo, 1/8/00
70 @ Pittsburgh, 1/7/79
108 @ Oakland, 12/31/67

Fewest Yards Gained, Passing, Opponent

- 38 vs. Dallas Texans, 12/23/62
96 vs. Buffalo, 1/8/00
101 @ Oakland, 12/31/67

Fewest Yards Gained, Passing, Both Teams

- 151 vs. Buffalo, 1/8/00
(Buffalo 96, Titans 55)
209 @ Oakland, 12/31/67
(Oilers 108, Oakland 101)

- 251 vs. Denver, 12/23/79
(Oilers 147, Denver 104)

SACKS**Most Sacks**

- 9 vs. Kansas City, 1/16/94

Most Sacks, Opponent

- 6 vs. Denver, 12/23/79
6 vs. Dallas Texans, 12/23/62
6 @ San Diego, 12/24/61

Most Sacks, Both Team

- 11 vs. Kansas City, 1/16/94
(Oilers 9, Kansas City 2)
10 @ San Diego, 12/24/61
(Oilers 6, San Diego 4)
7 @ Pittsburgh, 1/7/79
(Oilers 5, Pittsburgh 2)

Fewest Sacks, Both Teams

- 0 @ Denver, 1/4/92

PUNTING**Most Punts**

- 11 @ Oakland, 12/21/69
11 @ Oakland, 12/31/67
9 @ Oakland, 12/28/80

Most Punts, Opponent

- 9 @ Oakland, 12/28/80
8 vs. Buffalo, 1/8/00
8 vs. Dallas Texans, 12/23/62
7 @ Indianapolis, 1/16/00
7 vs. Seattle, 1/3/88

Most Punts, Both Teams

- 18 @ Oakland, 12/28/80
(Oilers 9, Oakland 9)
16 @ Oakland, 12/21/69
(Oilers 11, Oakland 5)
15 vs. Buffalo, 1/8/00
(Buffalo 8, Titans 7)
15 @ Oakland, 12/31/67
(Oilers 11, Oakland 4)

AVERAGE YARDAGE**Highest Average Distance (4 Punts)**

- 52.0 @ Indianapolis, 1/16/00
44.0 @ Oakland, 12/28/80
44.0 @ Miami, 12/24/78

Highest Average Distance, Opponent

- 48.6 @ Indianapolis, 1/16/00
45.3 @ Jacksonville, 1/23/00
45.2 vs. Denver, 12/23/79

INTERCEPTIONS**Most Interceptions**

- 6 @ San Diego, 12/24/61
5 @ Pittsburgh, 1/7/79
5 vs. Dallas Texans, 12/23/62

Most Interceptions, Opponent

- 5 @ San Diego, 12/29/79
4 @ San Diego, 12/24/61
3 3 times, last vs. NY Jets, 12/29/91

Most Interceptions, Both Teams

- 10 @ San Diego, 12/24/61
(Oilers 6, San Diego 4)
7 @ Pittsburgh, 1/7/79
(Oilers 5, Pittsburgh 2)
6 2 times, last @ San Diego, 12/29/79
(San Diego 5, Oilers 1)

Fewest Interceptions

0 Six times, last vs. St. Louis, 1/30/00

Fewest Interceptions, Opponents

0 Seven times, last vs. St. Louis, 1/30/00

Fewest Interceptions, Both Teams

0 Three times, last vs. St. Louis, 1/30/00

1 3 times, last @ Cincinnati, 1/6/91
(Oilers 1, Cincinnati 0)

FUMBLES

Most Fumbles

7 vs. Kansas City, 1/16/94
6 @ Pittsburgh, 1/7/79
5 Three times, last @ Jacksonville, 1/23/00

Most Fumbles, Opponent

6 @ Pittsburgh, 1/7/79
5 @ Jacksonville, 1/23/00
3 @ Denver, 1/4/92
3 @ Oakland, 12/21/69

Most Fumbles, Both Teams

12 @ Pittsburgh, 1/7/79
(Oilers 6, Pittsburgh 6)
10 @ Jacksonville, 1/23/00
(Titans 5, Jacksonville 5)
7 vs. Kansas City, 1/16/94
(Oilers 7, Kansas City 0)
7 vs. San Diego, 12/24/61
(Oilers 5, San Diego 2)

FUMBLES LOST

Most Fumbles Lost

4 @ Pittsburgh, 1/7/79
3 @ Jacksonville, 1/23/00
2 6 times, last vs. Kansas City, 1/16/94

Most Fumbles Lost, Opponent

4 @ Jacksonville, 1/23/00
3 @ Pittsburgh, 1/7/79
2 @ Miami, 12/24/78
2 vs. San Diego, 12/24/61

Most Fumbles Lost, Both Teams

7 @ Pittsburgh, 1/7/79
(Oilers 4, Pittsburgh 3)
7 @ Jacksonville, 1/23/00
(Jacksonville 4, Titans 3)
3 5 times, last vs. Pittsburgh, 12/31/89

PENALTIES

Most Penalties

13 @ Denver, 1/4/92
11 @ Cleveland, 12/24/88
10 @ Denver, 1/10/89

Most Penalties, Opponent

14 @ Oakland, 12/28/80
10 vs. Buffalo, 1/8/00
10 @ San Diego, 12/24/61

Most Penalties, Both Teams

22 @ Oakland, 12/28/80
(Oakland 14, Oilers 8)
20 @ Cleveland, 12/24/88
(Oilers 11, Cleveland 9)
19 @ Denver, 1/4/92
(Oilers 13, Denver 6)

Fewest Penalties

2 vs. Buffalo, 1/8/00
2 @ Pittsburgh, 1/6/80
2 vs. Denver, 12/23/79
2 @ New England, 12/31/78

Fewest Penalties, Opponent

1 @ Miami, 12/24/78
3 vs. Seattle, 1/3/88
3 vs. LA Chargers, 1/1/61

Fewest Penalties, Both Teams

6 @ Miami, 12/24/78
(Oilers 5, Miami 1)
7 3 times, last vs. Seattle, 1/3/88
(Oilers 4, Seattle 3)

YARDS PENALIZED

Most Yards Penalized

118 @ Cleveland, 12/24/88
85 @ Denver, 1/4/92
78 @ Indianapolis, 1/16/00

Most Yards Penalized, Opponent

106 @ San Diego, 12/24/61
100 @ Jacksonville, 1/23/00
92 @ New England, 12/24/78

Most Yards Penalized, Both Teams

193 @ Cleveland, 12/24/88
(Oilers 118, Cleveland 75)
174 @ San Diego, 12/24/61
(San Diego 106, Oilers 68)
155 2 times, last @ Denver, 1/4/92
(Oilers 85, Denver 70)

Fewest Yards Penalized

10 @ Pittsburgh, 1/6/80
12 vs. Buffalo, 1/8/00
19 vs. Denver, 12/23/79

Fewest Yards Penalized, Opp.

5 @ Miami, 12/24/78
15 vs. LA Chargers, 1/1/61
20 vs. Seattle, 1/3/88

Fewest Yards Penalized, Both Teams

42 @ Miami, 12/24/78
(Oilers 37, Miami 5)
44 @ Pittsburgh, 1/6/80
(Pittsburgh 34, Oilers 10)
45 vs. Seattle, 1/3/88
(Oilers 25, Seattle 20)



RB Mike Rozier



DT Ernie Ladd

TITANS BIG DAYS/PLAYOFFS

RUSHING

| | | | |
|-----|-----------------------------|---------------|--------------|
| 162 | Eddie George @ Indianapolis | Jan. 16, 2000 | (26 carries) |
| 118 | Earl Campbell @ New England | Dec. 31, 1978 | (27 carries) |
| 106 | Eddie George vs. Buffalo | Jan. 8, 2000 | (29 carries) |

PASSING

| | | | |
|-----|-------------------------------|---------------|------------|
| 371 | Warren Moon @ Buffalo | Jan. 3, 1993 | (36 of 50) |
| 325 | Warren Moon @ Denver | Jan. 4, 1992 | (27 of 36) |
| 315 | Warren Moon vs. Pittsburgh | Dec. 31, 1989 | (29 of 48) |
| 306 | Dan Pastorini @ Miami | Dec. 24, 1978 | (20-of-29) |
| 306 | Warren Moon vs. Kansas City | Jan. 16, 1994 | (32 of 43) |
| 301 | George Blanda vs. Los Angeles | Jan. 1, 1961 | (16 of 32) |

RECEIVING

| | | | |
|-----|------------------------------|---------------|-----------------|
| 136 | Ernest Givins vs. Pittsburgh | Dec. 31, 1989 | (11 receptions) |
| 128 | Billy Cannon vs. Los Angeles | Jan. 1, 1961 | (3 receptions) |
| 117 | Ernest Givins @ Buffalo | Jan. 3, 1993 | (9 receptions) |
| 111 | Ernest Givins @ Denver | Jan. 4, 1992 | (6 receptions) |

CAREER 100-YARD RUSHING PLAYOFF GAMES

| NO. | Player | W-L |
|-----|---------------|-----|
| 2 | Eddie George | 2-0 |
| 1 | Earl Campbell | 1-0 |

CAREER 300-YARD PASSING PLAYOFF GAMES

| NO. | Player | W-L |
|-----|---------------|-----|
| 4 | Warren Moon | 0-4 |
| 1 | George Blanda | 1-0 |
| 1 | Dan Pastorini | 1-0 |

CAREER 100-YARD RECEIVING PLAYOFF GAMES

| NO. | Player | W-L |
|-----|---------------|-----|
| 3 | Ernest Givins | 0-3 |
| 1 | Billy Cannon | 1-0 |



QB Steve McNair earned Miller Lite Player of the Week honors after leading the Titans to a 24-22 victory over St. Louis. Pictured right is his brother, Fred, who presented the award.

Opening Night at Adelphia!

Star-Studded Cast Helped Christen Stadium



Country music star Faith Hill performed a stirring rendition of the National Anthem prior to the Titans' first preseason game at Adelphia Coliseum against the Atlanta Falcons.



Below, "The Voice of Champions," Michael Buffer, introduces the starting lineup for the Titans before a preseason game against the NFC Champion Atlanta Falcons.



As part of the pre-game festivities, this bald eagle "Challenger" soared through the stadium during the National Anthem, then promptly landed back on his trainer's hand at the anthem's conclusion.



Oilers to Titans – A Look Back in Time

Titans Owner K.S. “Bud” Adams, Jr., made it official at this press conference, signing the paperwork that would bring the Oilers to Nashville. Adams presented Nashville Mayor Phil Bredesen with an Oilers jersey. Nashville voters later approved a referendum (May 7, 1996) in which Davidson County voters approved public funding for a new downtown stadium.




Photo by Gary Layda

NOVEMBER 16, 1995



Photo by Bill Thorup

JULY 29, 1998

Adams announced during the 1998 training camp that the Oilers would have a new team name beginning in 1999. He joined NFL Commissioner Paul Tagliabue and head coach Jeff Fisher in telling the players.


NOVEMBER 14, 1998




Photo by Gary Glenn

The anticipation ended Nov. 14, 1998 when Adams announced at the new stadium site that the Oilers would be called the Tennessee Titans beginning in 1999. It was a long process that included input from fans across the region and an advisory council that met with Adams on a regular basis.

Photos by Donn Jones



DECEMBER 22, 1998



Adams unveiled the Titans logo Dec. 22, 1998 at the Parthenon at Centennial Park in Nashville with the assistance of Governor Don Sundquist. Local television stations broadcasted the event live, and hundreds of fans showed up to get a peak of the team's new logo.



APRIL 13, 1999

Photo by Donn Jones




Photo by Tessa Atkins



The team's uniform unveiling on April 13, 1999 drew a festive crowd of nearly 2,000 people at the new stadium. Above, from L to R: Eddie George, Frank Wycheck, Craig Hentrich and Blaine Bishop model the new Titans look before spirited fans. Hentrich was greeted by fireworks as he crossed the stage.

THE ORIGIN OF NFL TEAM NICKNAMES



TITANS — On November 14, 1997, owner K.S. "Bud" Adams, Jr., announces that Tennessee's NFL franchise would change its name to Titans for the 1999 season. The franchise was known as the Houston Oilers from 1960-96, then as the Tennessee Oilers in 1997 and 1998 after relocating to Nashville. "Titans come from early Greek mythology and the fact that Nashville is known as the 'Athens of the South' makes the Titans name very appropriate," said Adams.



The Titans logo and color scheme are revealed at a statewide press conference on December 22, 1998. The logo features the fire of the Titans, exemplifying the characteristics of power, strength, knowledge and excellence. It also includes three stars, representing the state of Tennessee. The color scheme features navy blue, red, silver and Columbia blue, the latter providing a link to the team's past. "I feel we have developed a logo that fans throughout the state of Tennessee and around the country will embrace for years to come," Adams said. "It is a logo worthy of the nickname and of the brand of football I hope our team will play next year."



BEARS — George Halas moved the Decatur Staleys to Chicago in 1921. The Staleys played at Wrigley Field, the home of baseball's Cubs. Halas determined that if the baseball tenants were Cubs, then his more rugged gridiron combatants should be known as the Bears.



BENGALS — Paul Brown chose this nickname for Cincinnati's 1968 AFL expansion team because there had been earlier football teams in the city called the Bengals. The elder Bengals were members of the AFL in 1937, competed as an independent club in 1938, then played in a new AFL from 1939-41 before the league again folded.



BILLS — The nickname refers to William F. Cody, who was known as "Buffalo Bill." Buffalo had a football team called the Bisons, but the city's minor league baseball and hockey teams had the same name. The football team held a contest to select a new nickname following the 1946 season. More than 4,500 entries were submitted and Bills beat out Bullets, Nickels and Blue Devils.



BRONCOS — This nickname was also selected through a contest in January of 1960. Broncos was the winner, referring to Denver's Wild West heritage. Denver's 1921 entry in the Midwest Baseball League team was also named the Broncos.



BROWNS — Cleveland's All-American Football Conference entry was founded in 1946. Paul Brown was named the team's first coach and general manager. The Browns moved to Baltimore in 1996, but the team's history remained, paving the way for the Browns to be resurrected as an expansion team in 1999.



BUCCANEERS — This name defeated more than 400 entries in a radio-sponsored competition, held one month after Tampa was awarded the first of two expansion franchises on April 24, 1974. Buccaneers was the winner, beating out such noble competitors as Buzzards, Sea Horses and (yes) Mafia.



CARDINALS — A football club on the southwest side of Chicago was formed in 1898. The team was known as the Normals until 1901, when founder Chris O'Brien secured some hand-me-down jerseys from the University of Chicago. The jerseys were actually maroon, but the color had faded, striking O'Brien as more of a cardinal tint. The team became the Racine Cardinals, keeping the nickname as the club moved from Chicago (1922) to St. Louis (1960) and, finally, to Phoenix (1988).



CHARGERS — The Los Angeles AFL franchise held a contest in 1960. Hollywood resident Gerald Courtney was awarded an all-expenses-paid trip to Mexico City and Acapulco after submitting Chargers. Three reasons for choosing Chargers have been offered — it sounded dynamic; the club's new stationary fea-

tured a horse; and owner Baron Hilton had recently instituted the Carte Blanche card. The team kept the name when it moved to San Diego the following year.

CHIEFS — This original AFL franchise was originally the Dallas Texans but relocated to Kansas City. Owner Lamar Hunt picked Chiefs as a nickname to honor Kansas City mayor Roe “The Chief” Bartle for his efforts in securing the team. Bartle promised to enlarge Kansas City’s Municipal Stadium and guaranteed Hunt three times as many season ticket sales as his club had in Dallas.



COLTS — In 1946, the Miami Seahawks of the All-American Football Conference were relocated to Baltimore. Charles Evans of Middle River, Md., won a name contest by submitting Colts. His reasoning? “Colts are the youngest entry in the league, Maryland is famous for its race horses and it is short, easily pronounced and fits well in newspaper headlines.” The franchise kept the name when it moved to Indianapolis in 1984.



COWBOYS — This name might seem like an easy choice in Dallas, but Rangers was actually the first name suggested. The club went with Cowboys since Rangers might cause confusion with a local minor-league team of the same name.



DOLPHINS — After Miami was awarded an AFL expansion franchise in 1965, a contest was held to determine the name. A dozen names were forwarded to a seven-member screening committee of local media and Dolphins was the runaway winner. Although 622 entrants submitted Dolphins, Mrs. Robert Swanson of Miami won the two lifetime passes to Dolphins games. The tiebreaker was picking the winner and score of a 1965 tilt between Notre Dame and the University of Miami. The game ended in a scoreless tie.



EAGLES — The NFL’s Frankford Yellowjackets were awarded to a syndicate headed by Bert Bell and Lud Wray in 1933. Bell named the new Philadelphia team Eagles in honor of the symbol of the New Deal’s National Recovery Act.



FALCONS — Atlanta held a contest in 1965 and many chose Falcons for the NFL’s newest team. The best argument was submitted by Julia Elliot, a teacher from Griffin, Ga. — “the Falcon is proud and dignified, with great courage and fight. It never drops its prey. It is deadly and has a great sporting tradition.”



49ers — Owner Anthony J. Morabito chose 49ers for his All-America Football Conference squad because it reflected San Francisco’s link to the California Gold Rush. The 49ers kept the name when they joined the NFL in 1950.



GIANTS — In 1925, Tim Mara purchased New York’s first professional football team for a reported \$500. Mara decided on Giants because his team would play at the Polo Grounds, the home of baseball’s New York Giants. The original Giants derived their name from the city’s giant buildings.



JAGUARS — Jacksonville held a contest in 1991, two years before the city was awarded the NFL’s 30th franchise. Jaguars claimed the majority of votes, besting a group that included Sharks, Stingrays and (ironically) Panthers.



JETS — New York’s AFL squad was originally the Titans. In 1963, after three seasons, a five-man syndicate bought the franchise. On the same day they hired Weeb Ewbank, the owners announced that they were changing the team’s name to Jets. It sounded like New York’s baseball Mets and LaGuardia Airport was nearby.





LIONS — Detroit radio executive George Richards purchased the NFL's Portsmouth Spartans and moved them to the Motor City in 1934. Richards chose Lions. Felines were already prevalent in Detroit. Baseball could claim the Tigers and a Detroit football team called the Panthers had folded after two years in 1927.



PACKERS — In 1919, Earl "Curly" Lambeau and George Calhoun pieced together a group in the *Green Bay Press-Gazette* editorial room with the notion of starting a football team. Lambeau's employer at the Indian Packing Company — Frank Peck — provided jerseys, equipment and use of its athletic field for practice. Early on, the club was identified as a project of the company, hence Packers became a natural fit.



PANTHERS — The nickname for Carolina's 1995 expansion team was selected by team president Mark Richardson, the son of owner Jerry Richardson. The younger Richardson also chose the Panthers' colors of Panther blue, silver and black.



PATRIOTS — A group of New England sportswriters picked Patriots as a tribute to Patriot Day, which celebrates Paul Revere's ride.



RAIDERS — In 1960, Oakland held a contest to pick a name for its AFL team. The fans chose Senors, but Oakland management opted for Raiders.



RAMS — In 1936, Cleveland's new AFL franchise decided to take its name from one of the top collegiate teams of the era, the Fordham Rams. The Rams name stuck with eventual moves to Los Angeles (1946) and St. Louis (1995).



RAVENS — After a 12-year void, Baltimore again acquired an NFL team in 1996 when the Cleveland Browns relocated. Owner Art Modell allowed the Browns' name, colors and history to remain in Cleveland. Baltimore then set up focus groups and fan polls to help secure a new name. Ravens won out over Americans and Marauders. The name refers to the mythical bird in Edgar Allan Poe's poem "The Raven." Poe lived and died in Baltimore.



REDSKINS — George Marshall headed a syndicate that purchased an NFL team for Boston in 1933. The team would play at the home of baseball's Boston Braves so it adopted the same name. The following year, the Braves moved to Fenway Park and changed their name to the Redskins. The name remained when the team moved to Washington in 1937.



SAINTS — The New Orleans NFL franchise was awarded on All Saints Day (Nov. 1) in 1966. Plus, the song "When the Saints Go Marchin' In" is often associated with the city of New Orleans.



SEAHAWKS — In a 1975 contest, Seattle's expansion franchise received 20,365 entries, extolling 1,741 different names. Seahawks, a name denoting the city's link to the sea, was on 151 ballots.



STEELERS — Pittsburgh's professional football team (founded in 1933) was, like its baseball neighbors, initially dubbed the Pirates. In 1940, owner Art Rooney changed the name to Steelers, reflecting the city's ties to the steel industry. The name was allegedly suggested by the wife of the team's ticket manager.



VIKINGS — General manager Bert Rose recommended Vikings to Minnesota's Board of Directors in 1960. The name represent both an aggressive person and the Nordic tradition inherent in the region.

Information compiled from NFL team media guides and The Complete Book of Sports Nicknames.

COACHING HISTORY

| COACH | YEARS | WON | LOST | TIED | PCT. | PTS. | PTS. |
|---------------------|----------------|------------|------------|----------|-------------|---------------|---------------|
| Lou Rymkus* | 1960-61 | 12 | 7 | 1 | .625 | 546 | 414 |
| Wally Lemm | 1961, 1966-70 | 38 | 40 | 4 | .487 | 1,785 | 1,645 |
| Frank "Pop" Ivy | 1962-63 | 17 | 12 | 0 | .586 | 706 | 662 |
| Sammy Baugh | 1964 | 4 | 10 | 0 | .285 | 310 | 355 |
| Hugh "Bones" Taylor | 1965 | 4 | 10 | 0 | .285 | 298 | 429 |
| Ed Hughes | 1971 | 4 | 9 | 1 | .321 | 251 | 330 |
| Bill Peterson** | 1972-73 | 1 | 18 | 0 | .052 | 241 | 553 |
| Sid Gillman | 1973-74 | 8 | 15 | 0 | .347 | 358 | 558 |
| O.A. "Bum" Phillips | 1975-80 | 59 | 38 | 0 | .608 | 1,857 | 1,779 |
| Ed Biles*** | 1981-83 | 8 | 23 | 0 | .258 | 526 | 774 |
| Chuck Studley | 1983 | 2 | 8 | 0 | .200 | 179 | 286 |
| Hugh Campbell**** | 1984-85 | 8 | 22 | 0 | .266 | 487 | 787 |
| Jerry Glanville | 1985-89 | 35 | 35 | 0 | .500 | 1,445 | 1,517 |
| Jack Pardee# | 1990-94 | 44 | 35 | 0 | .556 | 1,658 | 1,272 |
| Jeff Fisher## | 1994-99 | 48 | 42 | 0 | .533 | 1,917 | 1,800 |
| TOTALS | 1960-99 | 292 | 324 | 6 | .474 | 12,564 | 13,161 |

(includes postseason)

* Released after five games in 1961

** Released after five games in 1973

*** Resigned after six games in 1963

**** Released after 14 games in 1985

Released after 10 games in 1994

Took over after 10 games in 1994



Highly-touted Offensive Coordinator Mike Heimerdinger was hired by Fisher in March to replace Les Steckel, who took the same position with the Tampa Bay Buccaneers. Heimerdinger was the wide receivers coach with the Denver Broncos, who won back-to-back Super Bowl titles during his tenure.

1999 SEASON

USUAL LINEUP

Offense

| | | |
|----|----|----------------|
| WR | 87 | Kevin Dyson |
| LT | 72 | Brad Hopkins |
| LG | 74 | Bruce Matthews |
| C | 60 | Kevin Long |
| RG | 75 | Benji Olson |
| RT | 75 | Jon Runyan |
| TE | 89 | Frank Wycheck |
| WR | 82 | Yancey Thigpen |
| QB | 9 | Steve McNair |
| RB | 27 | Eddie George |
| FB | 41 | Lorenzo Neal |

Defense

| | | |
|-----|----|------------------|
| LE | 90 | Jevon Kearse |
| LT | 91 | Josh Evans |
| RT | 97 | Jason Fisk |
| RE | 99 | Kenny Holmes |
| LLB | 55 | Eddie Robinson |
| MLB | 52 | Barron Wortham |
| RLB | 58 | Joe Bowden |
| LCB | 25 | Denard Walker |
| RCB | 21 | Samari Rolle |
| SS | 23 | Blaine Bishop |
| FS | 31 | Marcus Robertson |

| | | |
|---|----|----------------|
| K | 3 | Al Del Greco |
| P | 15 | Craig Hentrich |

TITANS LEADERS

| | |
|------------------|---|
| Rushing | Eddie George 320-1304, 9 TD |
| Receiving | Frank Wycheck 69-641, 2 TD |
| Passing | Steve McNair 331-187, 2179 yds. 8 INT, 12 TD |
| Scoring | Al Del Greco 106, 43 PAT, 21 FG |
| Punt Ret. | Derrick Mason 26-225, 1 TD |
| Kick Ret. | Derrick Mason 41-805, 0 TD |
| Punting | Craig Hentrich 90-3824, 42.5 avg. |
| Ints. | Samari Rolle 4-65, 0 TD |
| Tackles | Blaine Bishop 113 (83 solo), Eddie Robinson 113 (64 solo) |
| QB Sacks | Jevon Kearse 14.5 |

AMERICAN FOOTBALL CONFERENCE

EASTERN DIVISION

| | W | L | T | Pct. |
|--------------|----|---|---|------|
| Indianapolis | 13 | 3 | 0 | .813 |
| * Buffalo | 11 | 5 | 0 | .688 |
| * Miami | 9 | 7 | 0 | .563 |
| N.Y. Jets | 8 | 8 | 0 | .500 |
| New England | 8 | 8 | 0 | .500 |

CENTRAL DIVISION

| | W | L | T | Pct. |
|--------------|----|----|---|------|
| Jacksonville | 14 | 2 | 0 | .875 |
| * Tennessee | 13 | 3 | 0 | .813 |
| Baltimore | 8 | 8 | 0 | .500 |
| Pittsburgh | 6 | 10 | 0 | .375 |
| Cincinnati | 4 | 12 | 0 | .250 |
| Cleveland | 2 | 14 | 0 | .125 |

WESTERN DIVISION

| | W | L | T | Pct. |
|-------------|---|----|---|------|
| Seattle | 9 | 7 | 0 | .563 |
| Kansas City | 9 | 7 | 0 | .563 |
| Oakland | 8 | 8 | 0 | .500 |
| San Diego | 8 | 8 | 0 | .500 |
| Denver | 6 | 10 | 0 | .375 |

* Wild Card for Playoffs

Won 13, Lost 3 Second — Central Division Head Coach: Jeff Fisher

Preseason (1-3)

| | | | | |
|------|----------------|-------|----|----|
| 8/15 | at Kansas City | | 20 | 22 |
| 8/20 | at Arizona | | 17 | 27 |
| 8/27 | ATLANTA | | 17 | 3 |
| 9/2 | NEW ORLEANS | | 11 | 12 |

Regular Season (13-3)

| | | | | |
|-------|------------------|---|-------|--------|
| 9/12 | CINCINNATI | W | 36-35 | 65,272 |
| 9/19 | CLEVELAND | W | 26-9 | 65,904 |
| 9/26 | at Jacksonville | W | 20-19 | 61,502 |
| 10/3 | at San Francisco | L | 22-24 | 67,447 |
| 10/10 | BALTIMORE | W | 14-11 | 65,488 |
| 10/17 | at New Orleans | W | 24-21 | 51,875 |
| 10/24 | BYE | | | |
| 10/31 | ST. LOUIS | W | 24-21 | 66,415 |
| 11/7 | at Miami | L | 0-17 | 74,109 |
| 11/14 | at Cincinnati | W | 24-14 | 46,017 |
| 11/21 | PITTSBURGH | W | 16-10 | 66,619 |
| 11/28 | at Cleveland | W | 33-21 | 72,008 |
| 12/5 | at Baltimore | L | 14-41 | 67,854 |
| 12/9 | OAKLAND | W | 21-14 | 66,357 |
| 12/19 | ATLANTA | W | 30-17 | 66,196 |
| 12/26 | JACKSONVILLE | W | 41-14 | 66,641 |
| 1/2 | at Pittsburgh | W | 47-36 | 48,025 |

AFC WILD CARD GAME

| | | | | |
|-----|---------|---|-------|--------|
| 1/9 | BUFFALO | W | 22-16 | 66,782 |
|-----|---------|---|-------|--------|

AFC DIVISIONAL PLAYOFF GAME

| | | | | |
|------|-----------------|---|-------|--------|
| 1/16 | at Indianapolis | W | 19-16 | 57,097 |
|------|-----------------|---|-------|--------|

AFC CHAMPIONSHIP GAME

| | | | | |
|------|-----------------|---|-------|--------|
| 1/23 | at Jacksonville | W | 33-14 | 75,206 |
|------|-----------------|---|-------|--------|

SUPER BOWL XXXIV (at Atlanta, Georgia)

| | | | | |
|------|-----------|---|-------|--------|
| 1/30 | ST. LOUIS | L | 16-23 | 72,625 |
|------|-----------|---|-------|--------|

TEAM STATISTICS

| | Tenn. | Avg. | Opp. | Avg. |
|------------|-------|-------|------|-------|
| Total Yds. | 5290 | 330.6 | 5245 | 327.8 |
| Rush Yds. | 1811 | 113.2 | 1550 | 96.9 |
| Pass Yds. | 3479 | 217.4 | 3695 | 230.9 |
| Points | 392 | 24.5 | 324 | 20.3 |

NATIONAL FOOTBALL CONFERENCE

EASTERN DIVISION

| | W | L | T | Pct. |
|--------------|----|----|---|------|
| Washington | 10 | 6 | 0 | .625 |
| * Dallas | 8 | 8 | 0 | .500 |
| N.Y. Giants | 7 | 9 | 0 | .438 |
| Arizona | 6 | 10 | 0 | .375 |
| Philadelphia | 5 | 11 | 0 | .313 |

CENTRAL DIVISION

| | W | L | T | Pct. |
|-------------|----|----|---|------|
| Tampa Bay | 11 | 5 | 0 | .688 |
| * Minnesota | 10 | 6 | 0 | .625 |
| * Detroit | 8 | 8 | 0 | .500 |
| Green Bay | 8 | 8 | 0 | .500 |
| Chicago | 6 | 10 | 0 | .375 |

WESTERN DIVISION

| | W | L | T | Pct. |
|---------------|----|----|---|------|
| St. Louis | 13 | 3 | 0 | .813 |
| Carolina | 8 | 8 | 0 | .500 |
| Atlanta | 5 | 11 | 0 | .313 |
| San Francisco | 4 | 12 | 0 | .250 |
| New Orleans | 3 | 13 | 0 | .188 |

1998 SEASON

USUAL LINEUP

Offense

| | | |
|----|----|----------------|
| WR | 84 | Willie Davis |
| LT | 72 | Brad Hopkins |
| LG | 74 | Bruce Matthews |
| C | 53 | Mark Stepnoski |
| RG | 66 | Jason Layman |
| RT | 75 | Jon Runyan |
| TE | 88 | Jackie Harris |
| WR | 82 | Yancey Thigpen |
| QB | 9 | Steve McNair |
| RB | 27 | Eddie George |
| TE | 89 | Frank Wycheck |

Defense

| | | |
|-----|----|------------------|
| LE | 98 | Pratt Lyons |
| LT | 96 | Gary Walker |
| RT | 92 | Henry Ford |
| RE | 90 | James Roberson |
| LLB | 51 | Lonnie Marts |
| MLB | 58 | Joe Bowden |
| RLB | 55 | Eddie Robinson |
| LCB | 25 | Denard Walker |
| RCB | 29 | Darryll Lewis |
| SS | 23 | Blaine Bishop |
| FS | 31 | Marcus Robertson |
| | | |
| K | 3 | Al Del Greco |
| P | 15 | Craig Henrich |

OILERS LEADERS

| | |
|------------------|--|
| Rushing | Eddie George 348-1294, 5 TD |
| Receiving | Frank Wycheck 70-768, 2 TD |
| Passing | Steve McNair 492-289, 3228 yds. 10 INT, 15 TD |
| Scoring | Al Del Greco 136, 28 PAT, 36 FG |
| Punt Ret. | Derrick Mason 31-228, 0 TD |
| Kick Ret. | Mike Archie 42-913, 0 TD |
| Punting | Craig Henrich 69-3258, 47.2 avg. |
| Ints. | Darryll Lewis 4-40, 0 TD |
| Tackles | Joe Bowden 145 (88 solo) |
| QB Sacks | Lonnie Marts 4 |

AMERICAN FOOTBALL CONFERENCE

EASTERN DIVISION

| | W | L | T | PCT. |
|---------------|----|----|---|------|
| N.Y. Jets | 12 | 4 | 0 | .750 |
| * Miami | 10 | 6 | 0 | .625 |
| * Buffalo | 10 | 6 | 0 | .625 |
| * New England | 9 | 7 | 0 | .563 |
| Indianapolis | 3 | 13 | 0 | .188 |

CENTRAL DIVISION

| | W | L | T | Pct. |
|--------------|----|----|---|------|
| Jacksonville | 11 | 5 | 0 | .688 |
| Tennessee | 8 | 8 | 0 | .500 |
| Pittsburgh | 7 | 9 | 0 | .438 |
| Baltimore | 6 | 10 | 0 | .375 |
| Cincinnati | 3 | 13 | 0 | .188 |

WESTERN DIVISION

| | W | L | T | Pct. |
|-------------|----|----|---|------|
| Denver | 14 | 2 | 0 | .875 |
| Oakland | 8 | 8 | 0 | .500 |
| Seattle | 8 | 8 | 0 | .500 |
| Kansas City | 7 | 9 | 0 | .438 |
| San Diego | 5 | 11 | 0 | .313 |

* Wild Card for Playoffs

Won 8, Lost 8 Second — Central Division Head Coach: Jeff Fisher

Preseason (3-1)

| | | | | |
|------|----------------|-------|----|----|
| 8/7 | at Atlanta | | 31 | 16 |
| 8/15 | WASHINGTON | | 24 | 27 |
| 8/22 | at New Orleans | | 26 | 24 |
| 8/29 | DENVER | | 16 | 13 |

Regular Season (8-8)

| | | | | |
|-------|-----------------|---|-------|--------|
| 9/6 | at Cincinnati | W | 23-14 | 55,848 |
| 9/13 | SAN DIEGO | L | 7-13 | 41,089 |
| 9/20 | at New England | L | 16-27 | 59,973 |
| 9/27 | JACKSONVILLE | L | 22-27 | 34,656 |
| 10/4 | BYE | | | |
| 10/11 | at Baltimore | W | 12-8 | 68,561 |
| 10/18 | CINCINNATI | W | 44-14 | 33,288 |
| 10/25 | CHICAGO | L | 20-23 | 40,089 |
| 11/1 | at Pittsburgh | W | 41-31 | 58,222 |
| 11/8 | at Tampa Bay | W | 31-22 | 65,054 |
| 11/15 | PITTSBURGH | W | 23-14 | 41,104 |
| 11/22 | N.Y. JETS | L | 3-24 | 37,084 |
| 11/29 | at Seattle | L | 18-20 | 59,048 |
| 12/6 | BALTIMORE | W | 16-14 | 31,124 |
| 12/13 | at Jacksonville | W | 16-13 | 65,657 |
| 12/20 | at Green Bay | L | 22-30 | 59,888 |
| 12/26 | MINNESOTA | L | 16-26 | 41,121 |

TEAM STATISTICS

| | Tenn. | Avg. | Opp. | Avg. |
|------------|-------|-------|------|-------|
| Total Yds. | 5261 | 328.8 | 5121 | 320.0 |
| Rush Yds. | 1970 | 123.1 | 1610 | 100.6 |
| Pass Yds. | 3291 | 205.6 | 3511 | 219.4 |
| Points | 330 | 20.6 | 320 | 20.0 |

HONORS

Pro Bowl

Eddie George, Craig Henrich,
Bruce Matthews, Frank Wycheck

All-Pro

Craig Henrich, Bruce Matthews

All-Rookie

Kevin Long

NATIONAL FOOTBALL CONFERENCE

EASTERN DIVISION

| | W | L | T | Pct. |
|--------------|----|----|---|------|
| Dallas | 10 | 6 | 0 | .625 |
| * Arizona | 9 | 7 | 0 | .563 |
| N.Y. Giants | 8 | 8 | 0 | .500 |
| Washington | 6 | 10 | 0 | .375 |
| Philadelphia | 3 | 13 | 0 | .188 |

CENTRAL DIVISION

| | W | L | T | Pct. |
|-------------|----|----|---|------|
| Minnesota | 15 | 1 | 0 | .938 |
| * Green Bay | 11 | 5 | 0 | .688 |
| Tampa Bay | 8 | 8 | 0 | .500 |
| Detroit | 5 | 11 | 0 | .313 |
| Chicago | 4 | 12 | 0 | .250 |

WESTERN DIVISION

| | W | L | T | Pct. |
|-----------------|----|----|---|------|
| Atlanta | 14 | 2 | 0 | .875 |
| * San Francisco | 12 | 4 | 0 | .750 |
| New Orleans | 6 | 10 | 0 | .375 |
| Carolina | 4 | 12 | 0 | .250 |
| St. Louis | 4 | 12 | 0 | .250 |

* Wild Card for Playoffs

1997 SEASON

USUAL LINEUP

Offense

| | |
|--------|-----------------|
| WR 81 | Chris Sanders |
| LT 72 | Brad Hopkins |
| LG 74 | Bruce Matthews |
| C 53 | Mark Stepnoski |
| RG 77 | Kevin Donnalley |
| RT 75 | Jon Runyan |
| TE 88 | Frank Wycheck |
| WR 84 | Willie Davis |
| QB 9 | Steve McNair |
| RB 27 | Eddie George |
| H-B 80 | Michael Roan |

Defense

| | |
|--------|------------------|
| LE 78 | Anthony Cook |
| LT 96 | Gary Walker |
| RT 92 | Henry Ford |
| RE 90 | James Roberson |
| LLB 58 | Joe Bowden |
| MLB 52 | Barron Wortham |
| RLB 56 | Lonnie Marts |
| LCB 25 | Denard Walker |
| RCB 29 | Darryll Lewis |
| SS 23 | Blaine Bishop |
| FS 31 | Marcus Robertson |

| | |
|-----|--------------|
| K 3 | Al Del Greco |
| P 7 | Reggie Roby |

OILERS LEADERS

| | |
|------------------|--|
| Rushing | Eddie George 357-1399, 6TD |
| Receiving | Frank Wycheck 63-748, 4TD |
| Passing | Steve McNair 415-216, 2665 yds. 13 INT, 14 TD |
| Scoring | Al Del Greco 113, 32 PAT, 27 FG |
| Punt Ret. | Mel Gray 17-144, 0TD |
| Kick Ret. | Derrick Mason 26-551, 0TD |
| Punting | Reggie Roby 73-3049, 41.8 avg., 0TD |
| Ints. | Marcus Robertson 5-127, 0TD |
| Tackles | Barron Wortham 97 (61 solo) |
| QB Sacks | Kenny Holmes, Gary Walker 7.5 |

AMERICAN FOOTBALL CONFERENCE

EASTERN DIVISION

| | W | L | T | Pct. |
|--------------|----|----|---|------|
| New England | 10 | 6 | 0 | .625 |
| * Miami | 9 | 7 | 0 | .563 |
| N.Y. Jets | 9 | 7 | 0 | .563 |
| Buffalo | 6 | 10 | 0 | .375 |
| Indianapolis | 3 | 13 | 0 | .188 |

CENTRAL DIVISION

| | W | L | T | Pct. |
|----------------|----|---|---|------|
| Pittsburgh | 11 | 5 | 0 | .688 |
| * Jacksonville | 11 | 5 | 0 | .688 |
| Tennessee | 8 | 8 | 0 | .500 |
| Cincinnati | 7 | 9 | 0 | .438 |
| Baltimore | 6 | 9 | 1 | .406 |

WESTERN DIVISION

| | W | L | T | Pct. |
|-------------|----|----|---|------|
| Kansas City | 13 | 3 | 0 | .813 |
| * Denver | 12 | 4 | 0 | .750 |
| Seattle | 8 | 8 | 0 | .500 |
| Oakland | 4 | 12 | 0 | .250 |
| San Diego | 4 | 12 | 0 | .250 |

* Wild Card for Playoffs

Won 8, Lost 8 Third — Central Division Head Coach: Jeff Fisher

Preseason (0-8)

| | | | |
|------|---------------------------------|----|----|
| 8/2 | New Orleans (Memphis, TN) | 12 | 21 |
| 8/9 | WASHINGTON | 12 | 18 |
| 8/16 | SAN DIEGO | 7 | 21 |
| 8/22 | at Dallas | 10 | 34 |

Regular Season (8-8)

| | | | | |
|-------|-----------------|---|--------|--------|
| 8/31 | OAKLAND | W | 24-21* | 30,171 |
| 9/7 | at Miami | L | 13-16* | 64,439 |
| | BYE | | | |
| 9/21 | BALTIMORE | L | 10-36 | 17,737 |
| 9/28 | at Pittsburgh | L | 24-37 | 57,507 |
| 10/5 | at Seattle | L | 13-16 | 49,897 |
| 10/12 | CINCINNATI | W | 30-7 | 17,071 |
| 10/19 | WASHINGTON | W | 28-14 | 31,042 |
| 10/26 | at Arizona | W | 41-14 | 44,030 |
| 11/2 | JACKSONVILLE | L | 24-30 | 27,208 |
| 11/9 | N.Y. GIANTS | W | 10-6 | 26,744 |
| 11/16 | at Jacksonville | L | 9-17 | 70,070 |
| 11/23 | BUFFALO | W | 31-14 | 23,571 |
| 11/27 | at Dallas | W | 27-14 | 63,421 |
| 12/4 | at Cincinnati | L | 14-41 | 49,086 |
| 12/14 | at Baltimore | L | 19-21 | 60,558 |
| 12/21 | PITTSBURGH | W | 16-6 | 50,677 |

* overtime

TEAM STATISTICS

| | Tenn. | Avg. | Opp. | Avg. |
|------------|-------|-------|------|-------|
| Total Yds. | 4919 | 307.4 | 5231 | 326.9 |
| Rush Yds. | 2414 | 150.9 | 1573 | 98.3 |
| Pass Yds. | 2505 | 156.6 | 3658 | 228.6 |
| Points | 333 | 20.7 | 310 | 19.6 |

HONORS

Pro Bowl

Blaine Bishop, Eddie George, Bruce Matthews

All-Rookie

Kenny Holmes

NATIONAL FOOTBALL CONFERENCE

EASTERN DIVISION

| | W | L | T | Pct. |
|--------------|----|----|---|------|
| N.Y. Giants | 10 | 5 | 1 | .656 |
| Washington | 8 | 7 | 1 | .531 |
| Philadelphia | 6 | 9 | 1 | .406 |
| Dallas | 6 | 10 | 0 | .375 |
| Arizona | 4 | 12 | 0 | .250 |

CENTRAL DIVISION

| | W | L | T | Pct. |
|-------------|----|----|---|------|
| Green Bay | 13 | 3 | 0 | .813 |
| * Tampa Bay | 10 | 6 | 0 | .625 |
| * Detroit | 9 | 7 | 0 | .563 |
| * Minnesota | 9 | 7 | 0 | .563 |
| Chicago | 4 | 12 | 0 | .250 |

WESTERN DIVISION

| | W | L | T | Pct. |
|---------------|----|----|---|------|
| San Francisco | 13 | 3 | 0 | .813 |
| Carolina | 7 | 9 | 0 | .438 |
| Atlanta | 7 | 9 | 0 | .438 |
| New Orleans | 6 | 10 | 0 | .375 |
| St. Louis | 5 | 11 | 0 | .313 |

* Wild Card for Playoffs

1996 SEASON

USUAL LINEUP

Offense

| | | |
|----|----|--------------------|
| WR | 81 | Chris Sanders |
| LT | 72 | Brad Hopkins |
| LG | 74 | Bruce Matthews |
| C | 53 | Mark Stepnoski |
| RG | 77 | Kevin Donnalley |
| RT | 75 | Irv Eatman |
| TE | 88 | Roderick Lewis |
| WR | 86 | Willie Davis |
| QB | 12 | Chris Chandler (1) |
| | 9 | Steve McNair (4) |
| RB | 27 | Eddie George |
| HB | 89 | Frank Wycheck |

Defense

| | | |
|-----|----|------------------|
| LE | 78 | Anthony Cook |
| LT | 96 | Gary Walker |
| RT | 92 | Henry Ford |
| RE | 99 | Robert Young |
| LLB | 58 | Joe Bowden |
| MLB | 52 | Barron Wortham |
| RLB | 56 | Michael Barrow |
| LCB | 28 | Cris Dishman |
| RCB | 29 | Darryll Lewis |
| SS | 23 | Blaine Bishop |
| FS | 31 | Marcus Robertson |

| | | |
|---|---|--------------|
| K | 3 | Al Del Greco |
| P | 7 | Reggie Roby |

OILERS LEADERS

| | |
|------------------|---|
| Rushing | Eddie George 335-1368, 8TD |
| Receiving | Frank Wycheck 53-511, 6TD |
| Passing | Chris Chandler 320-184, 2099 yds. 11 INT, 16TD |
| Scoring | Al Del Greco 131, 35 PAT, 32 FG |
| Punt Ret. | Mel Gray 22-205, 0TD |
| Kick Ret. | Mel Gray 50-1224, 0TD |
| Punting | Reggie Roby 67-2973, 44.4 avg. |
| Ints. | Darryll Lewis 5-103, 1TD |
| Tackles | Blaine Bishop 109 (73 solo) |
| QB Sacks | Anthony Cook 7.5 |

AMERICAN FOOTBALL CONFERENCE

EASTERN DIVISION

| | W | L | T | Pct. |
|----------------|----|----|---|------|
| New England | 11 | 5 | 0 | .688 |
| * Buffalo | 10 | 6 | 0 | .625 |
| * Indianapolis | 9 | 7 | 0 | .563 |
| Miami | 8 | 8 | 0 | .500 |
| N.Y. Jets | 1 | 15 | 0 | .063 |

CENTRAL DIVISION

| | W | L | T | Pct. |
|----------------|----|----|---|------|
| Pittsburgh | 10 | 6 | 0 | .625 |
| * Jacksonville | 9 | 7 | 0 | .563 |
| Cincinnati | 8 | 8 | 0 | .500 |
| Houston | 8 | 8 | 0 | .500 |
| Baltimore | 4 | 12 | 0 | .250 |

WESTERN DIVISION

| | W | L | T | Pct. |
|-------------|----|---|---|------|
| Denver | 13 | 3 | 0 | .813 |
| Kansas City | 9 | 7 | 0 | .563 |
| San Diego | 8 | 8 | 0 | .500 |
| Oakland | 7 | 9 | 0 | .438 |
| Seattle | 7 | 9 | 0 | .438 |

* Wild Card for Playoffs

Won 8, Lost 8 Third (Tied)—Central Division Head Coach: Jeff Fisher

Preseason (2-2)

| | | | | |
|------|-------------------------|-------|----|----|
| 8/3 | N.Y. Jets (Jackson, MS) | | 31 | 13 |
| 8/10 | INDIANAPOLIS | | 16 | 12 |
| 8/16 | DETROIT | | 23 | 34 |
| 8/24 | Dallas (Orlando, FL) | | 19 | 24 |

Regular Season (8-8)

| | | | | |
|-------|-----------------|---|--------|--------|
| 9/1 | KANSAS CITY | L | 19-20 | 27,725 |
| 9/8 | at Jacksonville | W | 34-27 | 66,468 |
| 9/15 | BALTIMORE | W | 29-13 | 20,082 |
| | BYE | | | |
| 9/29 | at Pittsburgh | L | 16-30 | 58,608 |
| 10/6 | at Cincinnati | W | 30-27* | 44,680 |
| 10/13 | at Atlanta | W | 23-13 | 35,401 |
| 10/20 | PITTSBURGH | W | 23-13 | 50,337 |
| 10/27 | SAN FRANCISCO | L | 9-10 | 53,664 |
| 11/3 | at Seattle | L | 16-23 | 36,320 |
| 11/10 | at New Orleans | W | 31-14 | 34,121 |
| 11/17 | MIAMI | L | 20-23 | 47,358 |
| 11/24 | CAROLINA | L | 6-31 | 20,107 |
| 12/1 | at N.Y. Jets | W | 35-10 | 21,731 |
| 12/8 | JACKSONVILLE | L | 17-23 | 20,196 |
| 12/15 | CINCINNATI | L | 13-21 | 15,131 |
| 12/22 | at Baltimore | W | 24-21 | 52,704 |

* overtime

TEAM STATISTICS

| | Hou. | Aug. | Opp. | Aug. |
|------------|------|-------|------|-------|
| Total Yds. | 5048 | 315.5 | 4610 | 288.1 |
| Rush Yds. | 1950 | 121.9 | 1385 | 86.6 |
| Pass Yds. | 3098 | 193.6 | 3225 | 201.6 |
| Points | 345 | 21.6 | 319 | 19.9 |

HONORS

Pro Bowl

Blaine Bishop, Bruce
Matthews, John Henry Mills,
Mark Stepnoski

All-Pro

Bruce Matthews (2nd team),
Mark Stepnoski (2nd team)

All-Rookie

Eddie George

Offensive Rookie of Year

Eddie George

NATIONAL FOOTBALL CONFERENCE

EASTERN DIVISION

| | W | L | T | Pct. |
|----------------|----|----|---|------|
| Dallas | 10 | 6 | 0 | .625 |
| * Philadelphia | 10 | 6 | 0 | .625 |
| Washington | 9 | 7 | 0 | .563 |
| Arizona | 7 | 9 | 0 | .438 |
| N.Y. Giants | 6 | 10 | 0 | .375 |

CENTRAL DIVISION

| | W | L | T | Pct. |
|-------------|----|----|---|------|
| Green Bay | 13 | 3 | 0 | .813 |
| * Minnesota | 9 | 7 | 0 | .563 |
| Chicago | 7 | 9 | 0 | .438 |
| Tampa Bay | 6 | 10 | 0 | .375 |
| Detroit | 5 | 11 | 0 | .313 |

WESTERN DIVISION

| | W | L | T | Pct. |
|-----------------|----|----|---|------|
| Carolina | 12 | 4 | 0 | .750 |
| * San Francisco | 12 | 4 | 0 | .750 |
| St. Louis | 6 | 10 | 0 | .375 |
| Atlanta | 3 | 13 | 0 | .188 |
| New Orleans | 3 | 13 | 0 | .188 |

* Wild Card for Playoffs

1995 SEASON

USUAL LINEUP

Offense

| | | |
|----|----|--------------------|
| WR | 84 | Haywood Jeffries |
| LT | 72 | Brad Hopkins |
| LG | 74 | Bruce Matthews |
| C | 53 | Mark Stepnoski |
| RG | 77 | Kevin Donnalley |
| RT | 73 | David Williams (9) |
| | 75 | Irv Eatman (7) |
| TE | 89 | Frank Wycheck |
| WR | 81 | Chris Sanders |
| QB | 12 | Chris Chandler |
| RB | 20 | Rodney Thomas |
| HB | 48 | Todd McNair |

Defense

| | | |
|-----|----|---------------------|
| LE | 90 | Kenny Davidson (12) |
| | 78 | Anthony Cook (4) |
| LT | 96 | Gary Walker (9) |
| | 79 | Ray Childress (6) |
| RT | 94 | Glenn Montgomery |
| RE | 92 | Henry Ford |
| LLB | 50 | Eddie Robinson |
| MLB | 56 | Michael Barrow |
| RLB | 58 | Joe Bowden |
| LCB | 28 | Cris Dishman |
| RCB | 29 | Darryll Lewis |
| SS | 23 | Blaine Bishop |
| FS | 26 | Chuck Cecil |

| | | |
|---|----|----------------|
| K | 3 | Al Del Greco |
| P | 16 | Rich Camarillo |

OILERS LEADERS

| | |
|------------------|--|
| Rushing | Rodney Thomas 251-947, 5 TD |
| Receiving | Haywood Jeffries 61-684, 8 TD |
| Passing | Chris Chandler 356-225, 2460 yds. 10 INT, 17 TD |
| Scoring | Al Del Greco 114, 33 PAT, 27 FG |
| Punt Ret. | Mel Gray 30-303, 0 TD |
| Kick Ret. | Mel Gray 53-1183, 0 TD |
| Punting | Rich Camarillo 77-3165, 41.1 avg. |
| Ints. | Darryll Lewis 6-145, 1 TD |
| Tackles | Blaine Bishop 97 (75 solo) |
| QB Sacks | Anthony Cook 4.5; Henry Ford 4.5 |

AMERICAN FOOTBALL CONFERENCE

EASTERN DIVISION

| | W | L | T | Pct. |
|----------------|----|----|---|------|
| Buffalo | 10 | 6 | 0 | .625 |
| * Indianapolis | 9 | 7 | 0 | .563 |
| * Miami | 9 | 7 | 0 | .563 |
| New England | 6 | 10 | 0 | .375 |
| N.Y. Jets | 3 | 13 | 0 | .188 |

CENTRAL DIVISION

| | W | L | T | Pct. |
|--------------|----|----|---|------|
| Pittsburgh | 11 | 5 | 0 | .688 |
| Cincinnati | 7 | 9 | 0 | .438 |
| Houston | 7 | 9 | 0 | .438 |
| Cleveland | 5 | 11 | 0 | .313 |
| Jacksonville | 4 | 12 | 0 | .250 |

WESTERN DIVISION

| | W | L | T | Pct. |
|-------------|----|---|---|------|
| Kansas City | 13 | 5 | 0 | .813 |
| * San Diego | 9 | 7 | 0 | .563 |
| Seattle | 8 | 8 | 0 | .500 |
| Denver | 8 | 8 | 0 | .500 |
| Oakland | 8 | 8 | 0 | .500 |

* Wild Card for Playoffs

Won 7, Lost 9 Second (Tied)—Central Division Head Coach: Jeff Fisher

Preseason (0-3)

| | | | | |
|------|---------------------------------|-------|-----------------|----|
| 8/5 | ARIZONA | | 13 | 16 |
| 8/12 | Washington (Knoxville, TN) (OT) | | 13 | 16 |
| 8/19 | SAN DIEGO | | Canceled by NFL | |
| 8/26 | Dallas (San Antonio, TX) | | 0 | 10 |

Regular Season (7-9)

| | | | | |
|-------|-----------------|---|--------|--------|
| 9/3 | at Jacksonville | W | 10-3 | 72,363 |
| 9/10 | PITTSBURGH | L | 17-34 | 44,122 |
| 9/17 | CLEVELAND | L | 7-14 | 36,077 |
| 9/24 | at Cincinnati | W | 38-28 | 46,332 |
| 10/1 | JACKSONVILLE | L | 16-17 | 36,346 |
| 10/8 | at Minnesota | L | 17-23* | 56,430 |
| | BYE | | | |
| 10/22 | at Chicago | L | 32-35 | 63,545 |
| 10/29 | TAMPA BAY | W | 19-7 | 31,489 |
| 11/5 | at Cleveland | W | 37-10 | 57,881 |
| 11/12 | CINCINNATI | L | 25-32 | 32,998 |
| 11/19 | at Kansas City | L | 13-20 | 77,576 |
| 11/26 | DENVER | W | 42-35 | 36,113 |
| 12/3 | at Pittsburgh | L | 7-21 | 56,013 |
| 12/10 | DETROIT | L | 17-24 | 35,842 |
| 12/17 | N.Y. JETS | W | 23-6 | 35,873 |
| 12/24 | at Buffalo | W | 28-17 | 45,253 |

* overtime

TEAM STATISTICS

| | Hou. | Avg. | Opp. | Avg. |
|------------|------|-------|------|-------|
| Total Yds. | 4905 | 306.6 | 4651 | 290.7 |
| Rush Yds. | 1664 | 104.0 | 1526 | 95.4 |
| Pass Yds. | 3241 | 202.6 | 3125 | 195.3 |
| Points | 348 | 21.8 | 324 | 20.3 |

HONORS

Pro Bowl

Blaine Bishop, Darryll Lewis,
Bruce Matthews,
Mark Stepnoski

All-Pro

Blaine Bishop (2nd team), Darryll Lewis

All-Rookie

Chris Sanders, Gary Walker

NATIONAL FOOTBALL CONFERENCE

EASTERN DIVISION

| | W | L | T | Pct. |
|----------------|----|----|---|------|
| Dallas | 12 | 4 | 0 | .750 |
| * Philadelphia | 10 | 6 | 0 | .625 |
| Washington | 6 | 10 | 0 | .375 |
| N.Y. Giants | 5 | 11 | 0 | .313 |
| Arizona | 4 | 12 | 0 | .250 |

CENTRAL DIVISION

| | W | L | T | Pct. |
|-----------|----|---|---|------|
| Green Bay | 11 | 5 | 0 | .688 |
| * Detroit | 10 | 6 | 0 | .625 |
| Chicago | 9 | 7 | 0 | .563 |
| Minnesota | 8 | 8 | 0 | .500 |
| Tampa Bay | 7 | 9 | 0 | .438 |

WESTERN DIVISION

| | W | L | T | Pct. |
|---------------|----|---|---|------|
| San Francisco | 11 | 5 | 0 | .688 |
| * Atlanta | 9 | 7 | 0 | .563 |
| St. Louis | 7 | 9 | 0 | .438 |
| Carolina | 7 | 9 | 0 | .438 |
| New Orleans | 7 | 9 | 0 | .438 |

* Wild Card for Playoffs

1994 SEASON

USUAL LINEUP

Offense

| | | |
|----|----|------------------------|
| WR | 80 | Haywood Jeffries |
| WR | 84 | Webster Slaughter |
| LT | 72 | Brad Hopkins |
| LG | 55 | John Plannery |
| C | 74 | Bruce Matthews |
| RG | 77 | Kevin Donnalley |
| RT | 73 | David Williams |
| TE | 85 | Pat Carter |
| WR | 81 | Ernest Givins |
| QB | 11 | Billy Joe Tolliver (7) |
| | 14 | Cody Carlson (5) |
| | 7 | Bucky Richardson (4) |
| RB | 44 | Lorenzo White |
| | 33 | Gary Brown |

Defense

| | | |
|-----|----|------------------|
| LE | 90 | Kenny Davidson |
| LT | 79 | Ray Childress |
| RT | 94 | Glenn Montgomery |
| RE | 57 | Lamar Lathon |
| LLB | 50 | Eddie Robinson |
| MLB | 54 | Al Smith |
| RLB | 56 | Michael Barrow |
| LCB | 28 | Cris Dishman |
| RCB | 29 | Darryll Lewis |
| SS | 23 | Blaine Bishop |
| FS | 31 | Marcus Robertson |

| | | |
|---|----|----------------|
| K | 3 | Al Del Greco |
| P | 16 | Rich Camarillo |

OILERS LEADERS

| | |
|------------------|--|
| Rushing | Lorenzo White 191-757, 3 TD |
| Receiving | Slaughter 68-846, 2TD, Jeffries 68-783, 6TD |
| Passing | Billy Joe Tolliver 240-121, 1287 yds. 7 INT, 6 TD |
| Scoring | Al Del Greco 66, 18 PAT, 16 FG |
| Punt Ret. | Ernest Givins 37-210, 1 TD |
| Kick Ret. | Todd McNair 23-481, 0 TD |
| Punting | Rich Camarillo 96-4115, 42.9 avg. |
| Ints. | Darryll Lewis 5-57, 0 TD |
| Tackles | Al Smith 142 (97 solo) |
| QB Sacks | Lamar Lathon 8.5 |

AMERICAN FOOTBALL CONFERENCE

EASTERN DIVISION

| | W | L | T | Pct. |
|---------------|----|----|---|------|
| Miami | 10 | 6 | 0 | .625 |
| * New England | 10 | 6 | 0 | .625 |
| Indianapolis | 8 | 8 | 0 | .500 |
| Buffalo | 7 | 9 | 0 | .438 |
| N.Y. Jets | 6 | 10 | 0 | .375 |

CENTRAL DIVISION

| | W | L | T | Pct. |
|-------------|----|----|---|------|
| Pittsburgh | 12 | 4 | 0 | .750 |
| * Cleveland | 11 | 5 | 0 | .688 |
| Cincinnati | 3 | 13 | 0 | .188 |
| Houston | 2 | 14 | 0 | .125 |

WESTERN DIVISION

| | W | L | T | Pct. |
|---------------|----|----|---|------|
| San Diego | 11 | 5 | 0 | .688 |
| * Kansas City | 9 | 7 | 0 | .563 |
| L.A. Raiders | 9 | 7 | 0 | .563 |
| Denver | 7 | 9 | 0 | .438 |
| Seattle | 6 | 10 | 0 | .375 |

* Wild Card for Playoffs

Won 2, Lost 14
Fourth—Central Division
Head Coach: Jack Pardee (10 Games)
Jeff Fisher (6 Games)

Preseason (2-3)

| | | | | |
|------|-----------------------------|-------|----|----|
| 7/31 | at Kansas City | | 17 | 24 |
| 8/6 | San Diego (San Antonio, TX) | | 31 | 3 |
| 8/15 | Dallas (Mexico City) | | 6 | 0 |
| 8/20 | Buffalo (San Antonio, TX) | | 16 | 18 |
| 8/27 | L.A. RAIDERS | | 23 | 24 |

Regular Season (2-14)

| | | | | |
|-------|-----------------|---|-------|--------|
| 9/4 | at Indianapolis | L | 21-45 | 47,372 |
| 9/11 | at Dallas | L | 17-20 | 64,402 |
| 9/18 | BUFFALO | L | 7-15 | 55,424 |
| 9/25 | CINCINNATI | W | 20-13 | 44,253 |
| 10/3 | at Pittsburgh | L | 14-30 | 57,274 |
| | BYE | | | |
| 10/13 | CLEVELAND | L | 8-11 | 50,364 |
| 10/24 | at Philadelphia | L | 6-21 | 65,233 |
| 10/30 | at L.A. Raiders | L | 14-17 | 40,473 |
| 11/6 | PITTSBURGH | L | 9-12* | 47,822 |
| 11/13 | at Cincinnati | L | 31-34 | 54,908 |
| 11/21 | N.Y. GIANTS | L | 10-13 | 53,201 |
| 11/27 | at Cleveland | L | 10-34 | 65,088 |
| 12/4 | ARIZONA | L | 12-30 | 39,821 |
| 12/11 | SEATTLE | L | 14-16 | 31,453 |
| 12/18 | at Kansas City | L | 9-31 | 79,319 |
| 12/24 | N.Y. JETS | W | 24-10 | 31,176 |

* overtime

TEAM STATISTICS

| | Hou. | Avg. | Opp. | Avg. |
|------------|------|-------|------|-------|
| Total Yds. | 4481 | 280.1 | 4915 | 307.2 |
| Rush Yds. | 1682 | 105.1 | 2120 | 132.5 |
| Pass Yds. | 2799 | 175.0 | 2795 | 174.7 |
| Points | 226 | 14.1 | 352 | 22.0 |

HONORS

Pro Bowl
Bruce Matthews

NATIONAL FOOTBALL CONFERENCE

EASTERN DIVISION

| | W | L | T | Pct. |
|--------------|----|----|---|------|
| Dallas | 12 | 4 | 0 | .750 |
| N.Y. Giants | 9 | 7 | 0 | .563 |
| Arizona | 8 | 8 | 0 | .500 |
| Philadelphia | 7 | 9 | 0 | .438 |
| Washington | 3 | 13 | 0 | .188 |

CENTRAL DIVISION

| | W | L | T | Pct. |
|-------------|----|----|---|------|
| Minnesota | 10 | 6 | 0 | .625 |
| * Green Bay | 9 | 7 | 0 | .563 |
| * Detroit | 9 | 7 | 0 | .563 |
| * Chicago | 9 | 7 | 0 | .563 |
| Tampa Bay | 6 | 10 | 0 | .375 |

WESTERN DIVISION

| | W | L | T | Pct. |
|---------------|----|----|---|------|
| San Francisco | 13 | 5 | 0 | .813 |
| New Orleans | 7 | 9 | 0 | .438 |
| Atlanta | 7 | 9 | 0 | .438 |
| L.A. Rams | 4 | 12 | 0 | .250 |

* Wild Card for Playoffs

HISTORY

1993 SEASON

USUAL LINEUP

Offense

| | | |
|----|----|-------------------|
| WR | 84 | Haywood Jeffries |
| WR | 89 | Webster Slaughter |
| LT | 72 | Brad Hopkins |
| LG | 63 | Mike Munchak |
| C | 74 | Bruce Matthews |
| RG | 66 | Doug Dawson |
| RT | 73 | David Williams |
| WR | 81 | Ernest Givins |
| WR | 80 | Curtis Duncan |
| QB | 1 | Warren Moon |
| RB | 33 | Gary Brown |
| | 44 | Lorenzo White |

Defense

| | | |
|-----|----|------------------|
| LE | 95 | William Fuller |
| LT | 79 | Ray Childress |
| RT | 94 | Glenn Montgomery |
| RE | 96 | Sean Jones |
| LLB | 50 | Eddie Robinson |
| MLB | 54 | Al Smith |
| RLB | 58 | Wilber Marshall |
| | 59 | Joe Bowden |
| LCB | 28 | Cris Dishman |
| RCB | 24 | Steve Jackson |
| SS | 25 | Bubba McDowell |
| FS | 31 | Marcus Robertson |

| | | |
|---|---|-----------------|
| K | 3 | Al Del Greco |
| P | 9 | Greg Montgomery |

OILERS LEADERS

| | |
|------------------|---|
| Rushing | Gary Brown 195-1002, 6 TD |
| Receiving | Webster Slaughter 77-904, 5 TD |
| Passing | Warren Moon 520-303, 3485 yds. 21 INT, 21 TD |
| Scoring | Al Del Greco 126, 39 PAT, 29 FG |
| Punt Ret. | Willie Drewrey 41-275, 0 TD |
| Kick Ret. | Willie Drewrey 15-293, 0 TD |
| Punting | Greg Montgomery 54-2462, 45.6 avg. |
| Ints. | Marcus Robertson 7-137, 0 TD |
| Tackles | Al Smith 95 (67 solo) |
| QB Sacks | Sean Jones 13 |

AMERICAN FOOTBALL CONFERENCE

EASTERN DIVISION

| | W | L | T | Pct. |
|--------------|----|----|---|------|
| Buffalo | 12 | 4 | 0 | .750 |
| Miami | 9 | 7 | 0 | .563 |
| N.Y. Jets | 8 | 8 | 0 | .500 |
| New England | 5 | 11 | 0 | .313 |
| Indianapolis | 4 | 12 | 0 | .250 |

CENTRAL DIVISION

| | W | L | T | Pct. |
|--------------|----|----|---|------|
| Houston | 12 | 4 | 0 | .750 |
| * Pittsburgh | 9 | 7 | 0 | .563 |
| Cleveland | 7 | 9 | 0 | .438 |
| Cincinnati | 3 | 13 | 0 | .188 |

WESTERN DIVISION

| | W | L | T | Pct. |
|----------------|----|----|---|------|
| Kansas City | 11 | 5 | 0 | .688 |
| * L.A. Raiders | 10 | 6 | 0 | .625 |
| * Denver | 9 | 7 | 0 | .563 |
| San Diego | 8 | 8 | 0 | .500 |
| Seattle | 6 | 10 | 0 | .375 |

* Wild Card for Playoffs

Won 12, Lost 4 First—Central Division Head Coach: Jack Pardee

Preseason (1-3)

| | | | | |
|------|-------------------------------|-------|----|----|
| 8/7 | New Orleans (San Antonio, TX) | | 28 | 57 |
| 8/16 | DETROIT | | 20 | 24 |
| 8/21 | Dallas (San Antonio, TX) | | 23 | 20 |
| 8/28 | SEATTLE | | 10 | 20 |

Regular Season (12-4)

| | | | | |
|-------|------------------|---|-------|--------|
| 9/5 | at New Orleans | L | 21-33 | 69,029 |
| 9/12 | KANSAS CITY | W | 30-0 | 59,780 |
| 9/19 | at San Diego | L | 17-18 | 58,519 |
| 9/26 | L.A. RAMS | L | 13-28 | 53,072 |
| | BYE | | | |
| 10/11 | at Buffalo | L | 7-35 | 79,613 |
| 10/17 | at New England | W | 28-14 | 51,037 |
| 10/24 | CINCINNATI | W | 28-12 | 50,039 |
| | BYE | | | |
| 11/7 | SEATTLE | W | 24-14 | 50,447 |
| 11/14 | at Cincinnati | W | 38-3 | 42,347 |
| 11/21 | at Cleveland | W | 27-20 | 71,668 |
| 11/28 | PITTSBURGH | W | 23-3 | 61,238 |
| 12/5 | ATLANTA | W | 33-17 | 58,186 |
| 12/12 | CLEVELAND | W | 19-17 | 58,720 |
| 12/19 | at Pittsburgh | W | 26-17 | 57,592 |
| 12/25 | at San Francisco | W | 10-7 | 61,744 |
| 1/2 | N.Y. JETS | W | 24-0 | 61,040 |

AFC DIVISIONAL PLAYOFF GAME

| | | | | |
|------|-------------|---|-------|--------|
| 1/16 | KANSAS CITY | L | 20-28 | 64,011 |
|------|-------------|---|-------|--------|

TEAM STATISTICS

| | Hon. | Avg. | Opp. | Avg. |
|------------|------|-------|------|-------|
| Total Yds. | 5658 | 353.6 | 4874 | 304.6 |
| Rush Yds. | 1792 | 112.0 | 1273 | 79.6 |
| Pass Yds. | 3866 | 241.6 | 3601 | 225.1 |
| Points | 368 | 23.0 | 238 | 14.9 |

HONORS

Pro Bowl

Ray Childress, Haywood Jeffries, Sean Jones, Bruce Matthews, Greg Montgomery, Warren Moon, Mike Munchak, Webster Slaughter

All-Pro

Ray Childress (2nd team), Al Del Greco (2nd team), Bruce Matthews, Mike Munchak, Greg Montgomery, Marcus Robertson

All-Rookie

Brad Hopkins

NATIONAL FOOTBALL CONFERENCE

EASTERN DIVISION

| | W | L | T | Pct. |
|---------------|----|----|---|------|
| Dallas | 12 | 4 | 0 | .750 |
| * N.Y. Giants | 11 | 5 | 0 | .688 |
| Philadelphia | 8 | 8 | 0 | .500 |
| Phoenix | 7 | 9 | 0 | .438 |
| Washington | 4 | 12 | 0 | .250 |

CENTRAL DIVISION

| | W | L | T | Pct. |
|-------------|----|----|---|------|
| Detroit | 10 | 6 | 0 | .625 |
| * Minnesota | 9 | 7 | 0 | .563 |
| * Green Bay | 9 | 7 | 0 | .563 |
| Chicago | 7 | 9 | 0 | .438 |
| Tampa Bay | 5 | 11 | 0 | .313 |

WESTERN DIVISION

| | W | L | T | Pct. |
|---------------|----|----|---|------|
| San Francisco | 10 | 6 | 0 | .625 |
| New Orleans | 8 | 8 | 0 | .500 |
| Atlanta | 6 | 10 | 0 | .375 |
| L.A. Rams | 5 | 11 | 0 | .313 |

* Wild Card for Playoffs

1992 SEASON

USUAL LINEUP

Offense

| | | |
|----|----|-------------------|
| WR | 84 | Haywood Jeffires |
| WR | 89 | Webster Slaughter |
| | 83 | Leonard Harris |
| LT | 78 | Don Maggs |
| LG | 63 | Mike Munchak |
| C | 74 | Bruce Matthews |
| RG | 66 | Doug Dawson |
| RT | 73 | David Williams |
| WR | 81 | Ernest Givins |
| WR | 80 | Curtis Duncan |
| QB | 1 | Warren Moon (10) |
| | 14 | Cody Carlson (6) |
| RB | 44 | Lorenzo White |

Defense

| | | |
|-----|----|------------------|
| LE | 95 | William Fuller |
| LT | 79 | Ray Childress |
| RT | 76 | Jeff Alm |
| | 99 | Doug Smith |
| RE | 96 | Sean Jones |
| LLB | 57 | Lamar Lathon |
| MLB | 54 | Al Smith |
| RLB | 50 | Eddie Robinson |
| LCB | 28 | Cris Dishman |
| RCB | 21 | Jerry Gray |
| SS | 25 | Bubba McDowell |
| FS | 31 | Marcus Robertson |
| K | 3 | Al Del Greco |
| P | 9 | Greg Montgomery |

OILERS LEADERS

| | |
|------------------|---|
| Rushing | Lorenzo White 265-1226, 7 TD |
| Receiving | Haywood Jeffires 90-913, 9 TD |
| Passing | Warren Moon 346-224, 2521 yds. 12 INT, 18 TD |
| Scoring | Al Del Greco 104, 41 PAT, 21 FG |
| Punt Ret. | Webster Slaughter 20-142, 0 TD |
| Kick Ret. | Pat Coleman 14-290, 0 TD |
| Punting | Greg Montgomery 53-2487, 46.9 avg. |
| Ints. | Jerry Gray 6-24, 0 TD |
| Tackles | Al Smith 122 (70 solo) |
| QB Sacks | Ray Childress 13 |

AMERICAN FOOTBALL CONFERENCE

EASTERN DIVISION

| | W | L | T | Pct. |
|--------------|----|----|---|------|
| Miami | 11 | 5 | 0 | .688 |
| * Buffalo | 11 | 5 | 0 | .688 |
| Indianapolis | 9 | 7 | 0 | .563 |
| N.Y. Jets | 4 | 12 | 0 | .250 |
| New England | 2 | 14 | 0 | .125 |

CENTRAL DIVISION

| | W | L | T | Pct. |
|------------|----|----|---|------|
| Pittsburgh | 11 | 5 | 0 | .688 |
| * Houston | 10 | 6 | 0 | .625 |
| Cleveland | 7 | 9 | 0 | .438 |
| Cincinnati | 5 | 11 | 0 | .313 |

WESTERN DIVISION

| | W | L | T | Pct. |
|---------------|----|----|---|------|
| San Diego | 11 | 5 | 0 | .688 |
| * Kansas City | 10 | 6 | 0 | .625 |
| Denver | 8 | 8 | 0 | .500 |
| L.A. Raiders | 7 | 9 | 0 | .438 |
| Seattle | 2 | 14 | 0 | .125 |

* Wild Card for Playoffs

Won 10, Lost 6 Second—Central Division Head Coach: Jack Pardee

Preseason (4-1)

| | | | | |
|------|-----------------------|-------|----|----|
| 8/1 | Dallas (Tokyo, Japan) | | 34 | 23 |
| 8/9 | at Detroit | | 17 | 7 |
| 8/18 | at Dallas | | 17 | 16 |
| 8/22 | at New Orleans | | 33 | 3 |
| 8/29 | at L.A. Raiders | | 26 | 30 |

Regular Season (10-6)

| | | | | |
|-------|-----------------|---|--------|--------|
| 9/6 | PITTSBURGH | L | 24-29 | 63,713 |
| 9/13 | at Indianapolis | W | 20-10 | 44,851 |
| 9/20 | KANSAS CITY | W | 23-20* | 60,955 |
| 9/27 | SAN DIEGO | W | 27-0 | 57,491 |
| | BYE | | | |
| 10/11 | at Cincinnati | W | 38-24 | 54,254 |
| 10/18 | at Denver | L | 21-27 | 74,827 |
| 10/25 | CINCINNATI | W | 26-10 | 58,701 |
| 11/1 | at Pittsburgh | L | 20-21 | 58,074 |
| 11/8 | CLEVELAND | L | 14-24 | 57,348 |
| 11/15 | at Minnesota | W | 17-13 | 56,726 |
| 11/22 | at Miami | L | 16-19 | 63,597 |
| 11/26 | at Detroit | W | 24-21 | 73,711 |
| 12/7 | CHICAGO | W | 24-7 | 62,193 |
| 12/13 | GREEN BAY | L | 14-16 | 57,285 |
| 12/20 | at Cleveland | W | 17-14 | 59,898 |
| 12/27 | BUFFALO | W | 27-3 | 61,742 |

AFC WILD CARD GAME

| | | | | |
|-----|------------|---|--------|--------|
| 1/3 | at Buffalo | L | 38-41* | 75,141 |
|-----|------------|---|--------|--------|

* overtime

TEAM STATISTICS

| | Hou. | Ag. | Opp. | Ag. |
|------------|------|-------|------|-------|
| Total Yds. | 5655 | 355.4 | 4211 | 265.2 |
| Rush Yds. | 1626 | 101.6 | 1634 | 102.1 |
| Pass Yds. | 4029 | 251.8 | 2577 | 161.1 |
| Points | 352 | 22.0 | 258 | 16.1 |

HONORS

Pro Bowl

Ray Childress, Curtis Duncan, Ernest Givins, Haywood Jeffires, Bruce Matthews, Warren Moon, Mike Munchak, Al Smith, Lorenzo White

All-Pro

Ray Childress, Bruce Matthews, Mike Munchak (2nd team), Al Smith

All-Rookie

Eddie Robinson

NATIONAL FOOTBALL CONFERENCE

EASTERN DIVISION

| | W | L | T | Pct. |
|----------------|----|----|---|------|
| Dallas | 13 | 3 | 0 | .813 |
| * Philadelphia | 11 | 5 | 0 | .688 |
| * Washington | 9 | 7 | 0 | .563 |
| N.Y. Giants | 6 | 10 | 0 | .375 |
| Phoenix | 4 | 12 | 0 | .250 |

CENTRAL DIVISION

| | W | L | T | Pct. |
|-----------|----|----|---|------|
| Minnesota | 11 | 5 | 0 | .688 |
| Green Bay | 9 | 7 | 0 | .563 |
| Tampa Bay | 5 | 11 | 0 | .313 |
| Chicago | 5 | 11 | 0 | .313 |
| Detroit | 5 | 11 | 0 | .313 |

WESTERN DIVISION

| | W | L | T | Pct. |
|---------------|----|----|---|------|
| San Francisco | 14 | 2 | 0 | .875 |
| * New Orleans | 12 | 4 | 0 | .750 |
| Atlanta | 6 | 10 | 0 | .375 |
| L.A. Rams | 6 | 10 | 0 | .375 |

* Wild Card for Playoffs

1991 SEASON

USUAL LINEUP

Offense

| | | |
|----|----|------------------|
| WR | 84 | Haywood Jeffries |
| WR | 85 | Drew Hill |
| LT | 78 | Don Maggs |
| LG | 63 | Mike Munchak |
| C | 74 | Bruce Matthews |
| RG | 66 | Doug Dawson |
| | 55 | John Flannery |
| RT | 73 | David Williams |
| WR | 81 | Ernest Givins |
| WR | 80 | Curtis Duncan |
| QB | 1 | Warren Moon |
| RB | 20 | Allen Pinkett |

Defense

| | | |
|-----|----|-----------------|
| LE | 95 | William Fuller |
| LT | 79 | Ray Childress |
| RT | 99 | Doug Smith |
| RE | 96 | Sean Jones |
| LLB | 57 | Lamar Lathon |
| MLB | 54 | Al Smith |
| RLB | 91 | Johnny Meads |
| LCB | 28 | Cris Dishman |
| RCB | 23 | Richard Johnson |
| SS | 25 | Bubba McDowell |
| FS | 26 | Bo Orlando |

| | | |
|---|---|-----------------|
| K | 3 | Al Del Greco |
| | 6 | Ian Howfield |
| P | 9 | Greg Montgomery |

OILERS LEADERS

| | |
|------------------|---|
| Rushing | Allen Pinkett 171-720, 9TD |
| Receiving | Haywood Jeffries 100-1181, 7TD |
| Passing | Warren Moon 655-404, 4690 yds. 21 INT, 25 TD |
| Scoring | Ian Howfield 64, 25 PAT, 13 FG |
| Punt Ret. | Pat Coleman 22-138, 0TD |
| Kick Ret. | Allen Pinkett 26-508, 0TD |
| Punting | Greg Montgomery 48-2105, 43.9 |
| Ints. | Cris Dishman 6-61, 0TD |
| Tackles | Al Smith 146 (101 solo) |
| QB Sacks | William Fuller 15 |

AMERICAN FOOTBALL CONFERENCE

EASTERN DIVISION

| | W | L | T | PCT. |
|--------------|----|----|---|------|
| Buffalo | 13 | 3 | 0 | .813 |
| * N.Y. Jets | 8 | 8 | 0 | .500 |
| Miami | 8 | 8 | 0 | .500 |
| New England | 6 | 10 | 0 | .375 |
| Indianapolis | 1 | 15 | 0 | .063 |

CENTRAL DIVISION

| | W | L | T | Pct. |
|------------|----|----|---|------|
| Houston | 11 | 5 | 0 | .688 |
| Pittsburgh | 7 | 9 | 0 | .438 |
| Cleveland | 6 | 10 | 0 | .375 |
| Cincinnati | 3 | 13 | 0 | .188 |

WESTERN DIVISION

| | W | L | T | Pct. |
|----------------|----|----|---|------|
| Denver | 12 | 4 | 0 | .750 |
| * Kansas City | 10 | 6 | 0 | .625 |
| * L.A. Raiders | 10 | 6 | 0 | .625 |
| Seattle | 9 | 7 | 0 | .563 |
| San Diego | 4 | 12 | 0 | .250 |

* Wild Card for Playoffs

Won 11, Lost 5 First—Central Division Head Coach: Jack Pardee

Preseason (2-2)

| | | | | |
|------|-------------------------|-------|----|----|
| 8/3 | at San Diego | | 29 | 31 |
| 8/9 | ATLANTA | | 7 | 36 |
| 8/18 | DALLAS | | 30 | 20 |
| 8/22 | L.A. Rams (Memphis, TN) | | 16 | 13 |

Regular Season (11-5)

| | | | | |
|-------|----------------|---|--------|--------|
| 9/1 | L.A. RAIDERS | W | 47-17 | 61,367 |
| 9/8 | at Cincinnati | W | 30-7 | 56,465 |
| 9/16 | KANSAS CITY | W | 17-7 | 61,058 |
| 9/22 | at New England | L | 20-24 | 30,702 |
| | BYE | | | |
| 10/6 | DENVER | W | 42-14 | 59,145 |
| 10/13 | at N.Y. Jets | W | 23-20 | 70,758 |
| 10/20 | at Miami | W | 17-13 | 60,705 |
| 10/27 | CINCINNATI | W | 35-3 | 58,634 |
| 11/3 | at Washington | L | 13-16* | 55,096 |
| 11/10 | DALLAS | W | 26-23* | 63,001 |
| 11/17 | CLEVELAND | W | 28-24 | 58,155 |
| 11/24 | at Pittsburgh | L | 14-26 | 45,795 |
| 12/2 | PHILADELPHIA | L | 6-13 | 62,141 |
| 12/8 | PITTSBURGH | W | 31-6 | 59,225 |
| 12/15 | at Cleveland | W | 17-14 | 55,680 |
| 12/21 | at N.Y. Giants | L | 20-24 | 63,421 |

AFC WILD CARD GAME

| | | | | |
|-------|-----------|---|-------|--------|
| 12/29 | N.Y. JETS | W | 17-10 | 61,485 |
|-------|-----------|---|-------|--------|

AFC DIVISIONAL PLAYOFF GAME

| | | | | |
|-----|-----------|---|-------|--------|
| 1/4 | at Denver | L | 24-26 | 75,301 |
|-----|-----------|---|-------|--------|

* overtime

TEAM STATISTICS

| | Hou. | Avg. | Opp. | Avg. |
|------------|------|-------|------|-------|
| Total Yds. | 5987 | 374.2 | 4748 | 296.8 |
| Rush Yds. | 1366 | 85.4 | 1540 | 96.3 |
| Pass Yds. | 4621 | 288.8 | 3208 | 200.5 |
| Points | 386 | 24.1 | 251 | 15.7 |

HONORS

Pro Bowl

Ray Childress, Cris Dishman, William Fuller,
Haywood Jeffries, Bruce Matthews,
Warren Moon, Mike Munchak, Al Smith

All-Pro

Ray Childress, Cris Dishman, Haywood Jeffries,
Bruce Matthews, Mike Munchak,

All-Rookie

John Flannery

NATIONAL FOOTBALL CONFERENCE

EASTERN DIVISION

| | W | L | T | Pct. |
|--------------|----|----|---|------|
| Washington | 14 | 2 | 0 | .875 |
| * Dallas | 11 | 5 | 0 | .688 |
| Philadelphia | 10 | 6 | 0 | .625 |
| N.Y. Giants | 8 | 8 | 0 | .500 |
| Phoenix | 4 | 12 | 0 | .250 |

CENTRAL DIVISION

| | W | L | T | Pct. |
|-----------|----|----|---|------|
| Detroit | 12 | 4 | 0 | .750 |
| * Chicago | 11 | 5 | 0 | .688 |
| Minnesota | 8 | 8 | 0 | .500 |
| Green Bay | 4 | 12 | 0 | .250 |
| Tampa Bay | 3 | 13 | 0 | .188 |

WESTERN DIVISION

| | W | L | T | Pct. |
|---------------|----|----|---|------|
| New Orleans | 11 | 5 | 0 | .688 |
| * Atlanta | 10 | 6 | 0 | .625 |
| San Francisco | 10 | 6 | 0 | .625 |
| L.A. Rams | 3 | 13 | 0 | .188 |

* Wild Card for Playoffs

1990 SEASON

USUAL LINEUP

Offense

| | | |
|----|----|------------------|
| WR | 84 | Haywood Jeffries |
| WR | 85 | Drew Hill |
| LT | 78 | Don Maggs |
| LG | 63 | Mike Munchak |
| C | 52 | Jay Pennison |
| RG | 74 | Bruce Matthews |
| RT | 73 | David Williams |
| | 70 | Dean Steinkuhler |
| WR | 81 | Ernest Givins |
| WR | 80 | Curtis Duncan |
| QB | 1 | Warren Moon |
| RB | 44 | Lorenzo White |

Defense

| | | |
|-----|----|-----------------|
| LE | 95 | William Fuller |
| LT | 79 | Ray Childress |
| RT | 99 | Doug Smith |
| RE | 96 | Sean Jones |
| LLB | 59 | John Grimsley |
| MLB | 54 | Al Smith |
| RLB | 91 | Johanny Meads |
| LCB | 28 | Cris Dishman |
| RCB | 23 | Richard Johnson |
| SS | 25 | Bubba McDowell |
| FS | 27 | Terry Kinard |
| | | |
| K | 8 | Teddy Garcia |
| | 7 | Tony Zendejas |
| P | 9 | Greg Montgomery |

OILERS LEADERS

| | |
|------------------|---|
| Rushing | Lorenzo White 168-702, 8 TD |
| Receiving | Jeffries 74-1048, 8 TD; Hill 74-1019, 5 TD |
| Passing | Warren Moon 584-362, 4689 yds. 13 INT, 33 TD |
| Scoring | Lorenzo White 72, 12 TD |
| Punt Ret. | Gerald McNeil 30-172, 0 TD |
| Kick Ret. | Gerald McNeil 27-551, 0 TD |
| Punting | Greg Montgomery 34-1530, 45.0 avg. |
| Ints. | Richard Johnson 8-100, 1 TD |
| Tackles | Al Smith 104 (78 solo) |
| QB Sacks | Sean Jones 12.5 |

AMERICAN FOOTBALL CONFERENCE

EASTERN DIVISION

| | W | L | T | Pct. |
|--------------|----|----|---|------|
| Buffalo | 13 | 3 | 0 | .813 |
| * Miami | 12 | 4 | 0 | .750 |
| Indianapolis | 7 | 9 | 0 | .438 |
| N.Y. Jets | 6 | 10 | 0 | .375 |
| New England | 1 | 15 | 0 | .063 |

CENTRAL DIVISION

| | W | L | T | Pct. |
|------------|---|----|---|------|
| Cincinnati | 9 | 7 | 0 | .563 |
| * Houston | 9 | 7 | 0 | .563 |
| Pittsburgh | 9 | 7 | 0 | .563 |
| Cleveland | 3 | 13 | 0 | .188 |

WESTERN DIVISION

| | W | L | T | Pct. |
|---------------|----|----|---|------|
| L.A. Raiders | 12 | 4 | 0 | .750 |
| * Kansas City | 11 | 5 | 0 | .688 |
| Seattle | 9 | 7 | 0 | .563 |
| San Diego | 6 | 10 | 0 | .375 |
| Denver | 5 | 11 | 0 | .315 |

* Wild Card for Playoffs

Won 9, Lost 7 First (Tied)—Central Division Head Coach: Jack Pardee

Preseason (1-3)

| | | | | |
|------|--------------|-------|----|----|
| 8/9 | DETROIT | | 10 | 34 |
| 8/18 | N.Y. GIANTS | | 10 | 13 |
| 8/26 | at Minnesota | | 21 | 22 |
| 9/1 | at Dallas | | 27 | 6 |

Regular Season (9-7)

| | | | | |
|-------|----------------|---|--------|--------|
| 9/9 | at Atlanta | L | 27-47 | 56,222 |
| 9/16 | at Pittsburgh | L | 9-20 | 54,814 |
| 9/23 | INDIANAPOLIS | W | 24-10 | 50,093 |
| 9/30 | at San Diego | W | 17-7 | 48,762 |
| 10/7 | SAN FRANCISCO | L | 21-24 | 59,931 |
| 10/14 | CINCINNATI | W | 48-17 | 53,501 |
| 10/21 | NEW ORLEANS | W | 23-10 | 57,908 |
| 10/28 | N.Y. JETS | L | 12-17 | 56,337 |
| 11/4 | at L.A. Rams | L | 13-17 | 52,628 |
| | BYE | | | |
| 11/18 | at Cleveland | W | 35-23 | 76,726 |
| 11/26 | BUFFALO | W | 27-24 | 60,130 |
| 12/2 | at Seattle | L | 10-13* | 57,592 |
| 12/9 | CLEVELAND | W | 58-14 | 54,469 |
| 12/16 | at Kansas City | W | 27-10 | 61,756 |
| 12/23 | at Cincinnati | L | 20-40 | 60,044 |
| 12/30 | PITTSBURGH | W | 34-14 | 56,906 |

AFC WILD CARD GAME

| | | | | |
|-----|---------------|---|-------|--------|
| 1/6 | at Cincinnati | L | 14-41 | 60,012 |
|-----|---------------|---|-------|--------|

* overtime

TEAM STATISTICS

| | Hou. | Avg. | Opp. | Avg. |
|------------|------|-------|------|-------|
| Total Yds. | 6222 | 388.9 | 4635 | 289.7 |
| Rush Yds. | 1417 | 88.6 | 1575 | 98.4 |
| Pass Yds. | 4805 | 300.3 | 3060 | 191.3 |
| Points | 405 | 25.3 | 307 | 19.2 |

HONORS

Pro Bowl

Ray Childress, Ernest Givins, Drew Hill, Bruce Matthews, Warren Moon, Mike Munchak

All-Pro

Ray Childress, Ernest Givins (2nd team), Drew Hill, Bruce Matthews, Warren Moon, Mike Munchak

NFL Offensive Player of Year

Warren Moon

NFL Most Valuable Player

Warren Moon

NATIONAL FOOTBALL CONFERENCE

EASTERN DIVISION

| | W | L | T | Pct. |
|----------------|----|----|---|------|
| N.Y. Giants | 13 | 3 | 0 | .813 |
| * Philadelphia | 10 | 6 | 0 | .625 |
| * Washington | 10 | 6 | 0 | .625 |
| Dallas | 7 | 9 | 0 | .438 |
| Phoenix | 5 | 11 | 0 | .313 |

CENTRAL DIVISION

| | W | L | T | Pct. |
|-----------|----|----|---|------|
| Chicago | 11 | 5 | 0 | .688 |
| Tampa Bay | 6 | 10 | 0 | .375 |
| Detroit | 6 | 10 | 0 | .375 |
| Green Bay | 6 | 10 | 0 | .375 |
| Minnesota | 6 | 10 | 0 | .375 |

WESTERN DIVISION

| | W | L | T | Pct. |
|---------------|----|----|---|------|
| San Francisco | 14 | 2 | 0 | .875 |
| * New Orleans | 8 | 8 | 0 | .500 |
| L.A. Rams | 5 | 11 | 0 | .313 |
| Atlanta | 5 | 11 | 0 | .313 |

* Wild Card for Playoffs

1989 SEASON

USUAL LINEUP

Offense

| | | |
|----|----|------------------|
| WR | 85 | Drew Hill |
| LT | 77 | Bruce Davis |
| LG | 63 | Mike Munchak |
| C | 52 | Jay Pennison |
| RG | 74 | Bruce Matthews |
| RT | 70 | Dean Steinkuhler |
| TE | 87 | Bob Mrosko |
| WR | 81 | Ernest Givins |
| QB | 1 | Warren Moon |
| RB | 30 | Mike Rozier |
| FB | 32 | Alonzo Highsmith |

Defense

| | | |
|-----|----|----------------|
| LE | 79 | Ray Childress |
| NT | 99 | Doug Smith |
| RE | 71 | Richard Byrd |
| | 96 | Sean Jones |
| OLB | 93 | Robert Lyles |
| ILB | 59 | John Grimsley |
| ILB | 54 | Al Smith |
| OLB | 91 | Johnny Meads |
| LCB | 24 | Steve Brown |
| RCB | 29 | Patrick Allen |
| SS | 25 | Bubba McDowell |
| FS | 31 | Jeff Donaldson |

| | | |
|---|---|-----------------|
| K | 7 | Tony Zendejas |
| P | 9 | Greg Montgomery |

OILERS LEADERS

| | |
|------------------|---|
| Rushing | Alonzo Highsmith 128-531, 4 TD |
| Receiving | Drew Hill 66-938, 8 TD |
| Passing | Warren Moon 464-280, 3631 yds. 14 INT, 23 TD |
| Scoring | Tony Zendejas 115, 40 PAT, 25 FG |
| Punt Ret. | Kenny Johnson 19-122, 0 TD |
| Kick Ret. | Kenny Johnson 21-372, 0 TD |
| Punting | Greg Montgomery 56-2422, 43.3 avg. |
| Ints. | Steve Brown 5-54, 0 TD |
| Tackles | John Grimsley 103 (73 solo) |
| QB Sacks | Ray Childress 8.5 |

AMERICAN FOOTBALL CONFERENCE

EASTERN DIVISION

| | W | L | T | PCT. |
|--------------|---|----|---|------|
| Buffalo | 9 | 7 | 0 | .563 |
| Indianapolis | 8 | 8 | 0 | .500 |
| Miami | 8 | 8 | 0 | .500 |
| New England | 5 | 11 | 0 | .313 |
| N.Y.Jets | 4 | 12 | 0 | .250 |

CENTRAL DIVISION

| | W | L | T | Pct. |
|--------------|---|---|---|------|
| Cleveland | 9 | 6 | 1 | .594 |
| * Houston | 9 | 7 | 0 | .563 |
| * Pittsburgh | 9 | 7 | 0 | .563 |
| Cincinnati | 8 | 8 | 0 | .500 |

WESTERN DIVISION

| | W | L | T | Pct. |
|--------------|----|----|---|------|
| Denver | 11 | 5 | 0 | .688 |
| Kansas City | 8 | 7 | 1 | .531 |
| L.A. Raiders | 8 | 8 | 0 | .500 |
| Seattle | 7 | 9 | 0 | .438 |
| San Diego | 6 | 10 | 0 | .375 |

* Wild Card for Playoffs

Won 9, Lost 7 Second (Tied)—Central Division Head Coach: Jerry Glanville

Preseason (2-2)

| | | | | |
|------|----------------------------|-------|----|----|
| 8/12 | at Tampa Bay | | 23 | 41 |
| 8/19 | Miami (Jacksonville, FL) | | 26 | 10 |
| 8/26 | L.A. Raiders (Oakland, CA) | | 23 | 21 |
| 9/2 | at Dallas | | 28 | 30 |

Regular Season (9-7)

| | | | | |
|-------|----------------|---|--------|--------|
| 9/10 | at Minnesota | L | 7-38 | 54,015 |
| 9/17 | at San Diego | W | 34-27 | 42,013 |
| 9/24 | BUFFALO | L | 41-47* | 57,278 |
| 10/1 | MIAMI | W | 39-7 | 53,326 |
| 10/8 | at New England | L | 13-25 | 59,828 |
| 10/15 | at Chicago | W | 33-28 | 64,383 |
| 10/22 | PITTSBURGH | W | 27-0 | 59,091 |
| 10/29 | at Cleveland | L | 17-28 | 78,765 |
| 11/5 | DETROIT | W | 35-31 | 48,056 |
| 11/13 | CINCINNATI | W | 26-24 | 60,694 |
| 11/19 | L.A. RAIDERS | W | 23-7 | 59,198 |
| 11/26 | at Kansas City | L | 0-34 | 51,342 |
| 12/3 | at Pittsburgh | W | 23-16 | 40,541 |
| 12/10 | TAMPA BAY | W | 20-17 | 54,532 |
| 12/17 | at Cincinnati | L | 7-61 | 47,510 |
| 12/23 | CLEVELAND | L | 20-24 | 58,852 |

AFC WILD CARD GAME

| | | | | |
|-------|------------|---|--------|--------|
| 12/31 | PITTSBURGH | L | 23-26* | 58,306 |
|-------|------------|---|--------|--------|

* overtime

TEAM STATISTICS

| | Hou. | Avg. | Opp. | Avg. |
|------------|------|-------|------|-------|
| Total Yds. | 5427 | 339.2 | 5211 | 325.7 |
| Rush Yds. | 1928 | 120.5 | 1669 | 104.3 |
| Pass Yds. | 3499 | 218.7 | 3542 | 221.4 |
| Points | 365 | 22.8 | 412 | 25.8 |

HONORS

Pro Bowl

Bruce Matthews, Warren Moon, Mike Munchak

All-Pro

Ray Childress (2nd team), Bruce Matthews,

Warren Moon, Mike Munchak

AFC Player of Year

Warren Moon

All-Rookie

Bubba McDowell

NATIONAL FOOTBALL CONFERENCE

EASTERN DIVISION

| | W | L | T | Pct. |
|----------------|----|----|---|------|
| N.Y. Giants | 12 | 4 | 0 | .750 |
| * Philadelphia | 11 | 5 | 0 | .688 |
| Washington | 10 | 6 | 0 | .625 |
| Phoenix | 5 | 11 | 0 | .313 |
| Dallas | 1 | 15 | 0 | .063 |

CENTRAL DIVISION

| | W | L | T | Pct. |
|-----------|----|----|---|------|
| Minnesota | 10 | 6 | 0 | .625 |
| Green Bay | 10 | 6 | 0 | .625 |
| Detroit | 7 | 9 | 0 | .438 |
| Chicago | 6 | 10 | 0 | .375 |
| Tampa Bay | 5 | 11 | 0 | .313 |

WESTERN DIVISION

| | W | L | T | Pct. |
|---------------|----|----|---|------|
| San Francisco | 14 | 2 | 0 | .875 |
| * L.A. Rams | 11 | 5 | 0 | .688 |
| New Orleans | 9 | 7 | 0 | .563 |
| Atlanta | 3 | 13 | 0 | .188 |

* Wild Card for Playoffs

1988 SEASON

USUAL LINEUP

Offense

| | | |
|----|----|------------------|
| WR | 85 | Drew Hill |
| LT | 77 | Bruce Davis |
| LG | 63 | Mike Munchak |
| C | 52 | Jay Pennison |
| RG | 74 | Bruce Matthews |
| RT | 70 | Dean Steinkuhler |
| TE | 87 | Jamie Williams |
| WR | 81 | Ernest Givins |
| QB | 1 | Warren Moon |
| RB | 30 | Mike Rozier |
| FB | 32 | Alonzo Highsmith |

Defense

| | | |
|-----|----|-----------------|
| LE | 79 | Ray Childress |
| NT | 99 | Doug Smith |
| | 71 | Richard Byrd |
| RE | 95 | William Fuller |
| OLB | 93 | Robert Lyles |
| ILB | 59 | John Grimsley |
| ILB | 54 | Al Smith |
| OLB | 91 | Johnny Meads |
| LCB | 24 | Steve Brown |
| RCB | 29 | Patrick Allen |
| SS | 25 | Keith Bostic |
| FS | 31 | Jeff Donaldson |
| | | |
| K | 7 | Tony Zendejas |
| P | 9 | Greg Montgomery |

OILERS LEADERS

| | |
|------------------|--|
| Rushing | Mike Rozier 251-1002, 10 TD |
| Receiving | Drew Hill 72-1141, 10 TD |
| Passing | Warren Moon 294-160, 2327 yds. 8 INT, 17 TD |
| Scoring | Tony Zendejas 114, 48 PAT, 22 FG |
| Punt Ret. | Kenny Johnson 30-170, 0 TD |
| Kick Ret. | Leonard Harris 34-678, 0 TD |
| Punting | Greg Montgomery 65-2523, 38.8 avg. |
| Ints. | Jeff Donaldson 4-29, 0 TD |
| Tackles | John Grimsley 115 (70 solo) |
| QB Sacks | Ray Childress 8.5; William Fuller 8.5 |

AMERICAN FOOTBALL CONFERENCE

EASTERN DIVISION

| | W | L | T | Pct. |
|--------------|----|----|---|------|
| Buffalo | 12 | 4 | 0 | .750 |
| Indianapolis | 9 | 7 | 0 | .563 |
| New England | 9 | 7 | 0 | .563 |
| N.Y. Jets | 8 | 7 | 1 | .531 |
| Miami | 6 | 10 | 0 | .375 |

CENTRAL DIVISION

| | W | L | T | Pct. |
|-------------|----|----|---|------|
| Cincinnati | 12 | 4 | 0 | .750 |
| * Cleveland | 10 | 6 | 0 | .625 |
| * Houston | 10 | 6 | 0 | .625 |
| Pittsburgh | 5 | 11 | 0 | .313 |

WESTERN DIVISION

| | W | L | T | Pct. |
|--------------|---|----|---|------|
| Seattle | 9 | 7 | 0 | .563 |
| Denver | 8 | 8 | 0 | .500 |
| L.A. Raiders | 7 | 9 | 0 | .438 |
| San Diego | 6 | 10 | 0 | .375 |
| Kansas City | 4 | 11 | 1 | .281 |

* Wild Card for Playoffs

Won 10, Lost 6 Second (Tied)—Central Division Head Coach: Jerry Glanville

Preseason (4-0)

| | | | | |
|------|---------------------------|-------|----|----|
| 8/4 | at BUFFALO | | 13 | 9 |
| 8/13 | New England (Memphis, TN) | | 27 | 14 |
| 8/20 | at L.A. Rams | | 20 | 17 |
| 8/27 | at Dallas | | 54 | 10 |

Regular Season (10-6)

| | | | | |
|-------|-----------------|---|--------|--------|
| 9/4 | at Indianapolis | W | 17-14* | 57,251 |
| 9/11 | L.A. RAIDERS | W | 38-35 | 46,050 |
| 9/18 | at N.Y. Jets | L | 3-15 | 64,683 |
| 9/25 | NEW ENGLAND | W | 31-6 | 38,646 |
| 10/2 | at Philadelphia | L | 23-32 | 64,692 |
| 10/9 | KANSAS CITY | W | 7-6 | 39,134 |
| 10/16 | at Pittsburgh | W | 34-14 | 52,229 |
| 10/23 | at Cincinnati | L | 21-44 | 54,659 |
| 10/30 | WASHINGTON | W | 41-17 | 48,781 |
| 11/7 | CLEVELAND | W | 24-17 | 51,467 |
| 11/13 | at Seattle | L | 24-27 | 60,446 |
| 11/20 | PHOENIX | W | 38-20 | 43,843 |
| 11/24 | at Dallas | W | 25-17 | 50,845 |
| 12/4 | PITTSBURGH | L | 34-37 | 47,791 |
| 12/11 | CINCINNATI | W | 41-6 | 50,269 |
| 12/18 | at Cleveland | L | 23-28 | 74,610 |

AFC WILD CARD GAME

| | | | | |
|-------|--------------|---|-------|--------|
| 12/24 | at Cleveland | W | 24-23 | 74,977 |
|-------|--------------|---|-------|--------|

AFC DIVISIONAL PLAYOFF GAME

| | | | | |
|-----|------------|---|-------|--------|
| 1/1 | at Buffalo | L | 10-17 | 79,532 |
|-----|------------|---|-------|--------|

* overtime

TEAM STATISTICS

| | Hou. | Avg. | Opp. | Avg. |
|------------|------|-------|------|-------|
| Total Yds. | 5205 | 325.3 | 4858 | 303.6 |
| Rush Yds. | 2249 | 140.6 | 1592 | 99.5 |
| Pass Yds. | 2956 | 184.7 | 3266 | 204.1 |
| Points | 424 | 26.5 | 365 | 22.8 |

HONORS

Pro Bowl

Keith Bostic, Ray Childress, John Grimsley, Drew Hill, Bruce Matthews, Warren Moon, Mike Munchak, Mike Rozier

All-Pro

Ray Childress, Bruce Matthews, Mike Munchak (2nd team), Eugene Seale

NATIONAL FOOTBALL CONFERENCE

EASTERN DIVISION

| | W | L | T | Pct. |
|--------------|----|----|---|------|
| Philadelphia | 10 | 6 | 0 | .625 |
| N.Y. Giants | 10 | 6 | 0 | .625 |
| Washington | 7 | 9 | 0 | .438 |
| Phoenix | 7 | 9 | 0 | .438 |
| Dallas | 3 | 13 | 0 | .188 |

CENTRAL DIVISION

| | W | L | T | Pct. |
|-------------|----|----|---|------|
| Chicago | 12 | 4 | 0 | .750 |
| * Minnesota | 11 | 5 | 0 | .688 |
| Tampa Bay | 5 | 11 | 0 | .313 |
| Detroit | 4 | 12 | 0 | .250 |
| Green Bay | 4 | 12 | 0 | .250 |

WESTERN DIVISION

| | W | L | T | Pct. |
|---------------|----|----|---|------|
| San Francisco | 10 | 6 | 0 | .625 |
| * L.A. Rams | 10 | 6 | 0 | .625 |
| New Orleans | 10 | 6 | 0 | .625 |
| Atlanta | 5 | 11 | 0 | .313 |

* Wild Card for Playoffs

1987 SEASON

USUAL LINEUP

Offense

| | | |
|----|----|------------------|
| WR | 85 | Drew Hill |
| LT | 77 | Bruce Davis |
| LG | 63 | Mike Munchak |
| C | 52 | Jay Pennison |
| RG | 74 | Bruce Matthews |
| RT | 70 | Dean Steinkuhler |
| TE | 87 | Jamie Williams |
| WR | 81 | Ernest Givins |
| QB | 1 | Warren Moon |
| RB | 30 | Mike Rozier |
| FB | 35 | Ray Wallace |

Defense

| | | |
|-----|----|----------------|
| LE | 79 | Ray Childress |
| NT | 99 | Doug Smith |
| RE | 71 | Richard Byrd |
| OLB | 93 | Robert Lyles |
| ILB | 59 | John Grimsley |
| ILB | 54 | Al Smith |
| OLB | 91 | Johnny Meads |
| LCB | 24 | Steve Brown |
| RCB | 29 | Patrick Allen |
| SS | 25 | Keith Bostic |
| FS | 31 | Jeff Donaldson |

| | | |
|---|---|---------------|
| K | 7 | Tony Zendejas |
| P | 8 | Jeff Gossett |

OILERS LEADERS

| | |
|------------------|---|
| Rushing | Mike Rozier 229-957, 3 TD |
| Receiving | Ernest Givins 53-933, 6 TD |
| Passing | Warren Moon 368-184, 2806 yds. 18 INT, 21 TD |
| Scoring | Tony Zendejas 92, 32 PAT, 20 FG |
| Punt Ret. | Kenny Johnson 24-196, 0 TD |
| Kick Ret. | Curtis Duncan 28-546, 0 TD |
| Punting | Jeff Gossett 44-1777, 40.4 avg. |
| Ints. | Keith Bostic 6-(14), 0 TD |
| Tackles | Al Smith 102 (46 solo) |
| QB Sacks | Ray Childress 6 |

AMERICAN FOOTBALL CONFERENCE

EASTERN DIVISION

| | W | L | T | Pct. |
|--------------|---|---|---|------|
| Indianapolis | 9 | 6 | 0 | .600 |
| New England | 8 | 7 | 0 | .533 |
| Miami | 8 | 7 | 0 | .533 |
| Buffalo | 7 | 8 | 0 | .467 |
| N.Y. Jets | 6 | 9 | 0 | .400 |

CENTRAL DIVISION

| | W | L | T | Pct. |
|------------|----|----|---|------|
| Cleveland | 10 | 5 | 0 | .667 |
| * Houston | 9 | 6 | 0 | .600 |
| Pittsburgh | 8 | 7 | 0 | .533 |
| Cincinnati | 4 | 11 | 0 | .267 |

WESTERN DIVISION

| | W | L | T | Pct. |
|--------------|----|----|---|------|
| Denver | 10 | 4 | 1 | .700 |
| * Seattle | 9 | 6 | 0 | .600 |
| San Diego | 8 | 7 | 0 | .533 |
| L.A. Raiders | 5 | 10 | 0 | .333 |
| Kansas City | 4 | 11 | 0 | .267 |

* Wild Card for Playoffs

Won 9, Lost 6 Second—Central Division Head Coach: Jerry Glanville

Preseason (2-2)

| | | | | |
|------|-----------------|-------|----|----|
| 8/13 | KANSAS CITY | | 20 | 32 |
| 8/22 | at New Orleans | | 16 | 15 |
| 8/29 | at Indianapolis | | 6 | 17 |
| 9/5 | at Dallas | | 18 | 15 |

Regular Season (9-6)

| | | | | |
|-------|------------------|---|--------|--------|
| 9/13 | L.A. RAMS | W | 20-16 | 33,186 |
| 9/20 | at Buffalo | L | 30-34 | 56,534 |
| 10/4 | at Denver | W | 40-10+ | 38,494 |
| 10/11 | at Cleveland | W | 15-10+ | 38,927 |
| 10/18 | NEW ENGLAND | L | 7-21+ | 26,294 |
| 10/25 | ATLANTA | W | 37-33 | 29,062 |
| 11/1 | at Cincinnati | W | 31-29 | 52,700 |
| 11/8 | at San Francisco | L | 20-27 | 59,740 |
| 11/15 | at Pittsburgh | W | 23-3 | 56,177 |
| 11/22 | CLEVELAND | L | 7-40 | 51,161 |
| 11/29 | at Indianapolis | L | 27-51 | 54,999 |
| 12/6 | SAN DIEGO | W | 33-18 | 31,714 |
| 12/13 | at New Orleans | L | 10-24 | 68,257 |
| 12/20 | PITTSBURGH | W | 24-16 | 38,683 |
| 12/27 | CINCINNATI | W | 21-17 | 49,775 |

AFC WILD CARD GAME

| | | | | |
|-----|---------|---|--------|--------|
| 1/3 | SEATTLE | W | 23-20* | 49,622 |
|-----|---------|---|--------|--------|

AFC DIVISIONAL PLAYOFF GAME

| | | | | |
|------|-----------|---|-------|--------|
| 1/10 | at Denver | L | 10-34 | 75,968 |
|------|-----------|---|-------|--------|

* overtime
+ replacement games

TEAM STATISTICS

| | Hon. | Avg. | Opp. | Avg. |
|------------|------|-------|------|-------|
| Total Yds. | 5223 | 348.2 | 4993 | 332.9 |
| Rush Yds. | 1923 | 128.2 | 1848 | 123.2 |
| Pass Yds. | 3300 | 220.0 | 3145 | 209.7 |
| Points | 345 | 23.0 | 349 | 23.3 |

HONORS

Pro Bowl

Keith Bostic, Mike Munchak, Mike Rozier

All-Pro

Keith Bostic (2nd team),
Mike Munchak

NATIONAL FOOTBALL CONFERENCE

EASTERN DIVISION

| | W | L | T | Pct. |
|--------------|----|---|---|------|
| Washington | 11 | 4 | 0 | .733 |
| Dallas | 7 | 8 | 0 | .467 |
| St. Louis | 7 | 8 | 0 | .467 |
| Philadelphia | 7 | 8 | 0 | .467 |
| N.Y. Giants | 6 | 9 | 0 | .400 |

CENTRAL DIVISION

| | W | L | T | Pct. |
|-------------|----|----|---|------|
| Chicago | 11 | 4 | 0 | .733 |
| * Minnesota | 8 | 7 | 0 | .533 |
| Green Bay | 5 | 9 | 1 | .367 |
| Tampa Bay | 4 | 11 | 0 | .267 |
| Detroit | 4 | 11 | 0 | .267 |

WESTERN DIVISION

| | W | L | T | Pct. |
|---------------|----|----|---|------|
| San Francisco | 13 | 2 | 0 | .867 |
| * New Orleans | 12 | 3 | 0 | .800 |
| L.A. Rams | 6 | 9 | 0 | .400 |
| Atlanta | 3 | 12 | 0 | .200 |

* Wild Card for Playoffs

1986 SEASON

USUAL LINEUP

Offense

| | | |
|----|----|------------------|
| WR | 85 | Drew Hill |
| LT | 74 | Bruce Matthews |
| LG | 63 | Mike Munchak |
| C | 55 | Jim Romano |
| | 52 | Jay Pennison |
| RG | 72 | Kent Hill |
| RT | 70 | Dean Steinkuhler |
| TE | 87 | Jamie Williams |
| WR | 81 | Ernest Givins |
| QB | 1 | Warren Moon |
| RB | 33 | Mike Rozier |
| FB | 30 | Larry Moriarty |
| | 40 | Butch Woolfolk |

Defense

| | | |
|-----|----|----------------|
| LE | 79 | Ray Childress |
| NT | 99 | Doug Smith |
| | 68 | Mike Golic |
| RE | 71 | Richard Byrd |
| OLB | 93 | Robert Lyles |
| ILB | 53 | Avon Riley |
| | 59 | John Grimsley |
| ILB | 56 | Robert Abraham |
| OLB | 91 | Johnny Meads |
| LCB | 24 | Steve Brown |
| RCB | 29 | Patrick Allen |
| SS | 25 | Keith Bostic |
| FS | 21 | Bo Eason |
| | 31 | Jeff Donaldson |

| | | |
|---|----|---------------|
| K | 7 | Tony Zendejas |
| P | 11 | Lec Johnson |

OILERS LEADERS

| | |
|------------------|---|
| Rushing | Mike Rozier 199-662, 4 TD |
| Receiving | Drew Hill 65-1112, 5 TD |
| Passing | Warren Moon 488-256, 3489 yds. 26 INT, 13 TD |
| Scoring | Tony Zendejas 94, 28 PAT, 22 FG |
| Punt Ret. | Willie Drewrey 25-262, 0 TD |
| Kick Ret. | Pinkett 26-519; Drewrey 25-500 |
| Punting | Lec Johnson 88-3623, 41.2 avg. |
| Ints. | lyday 3-24, 0 TD; Allen 3-20, 0 TD |
| Tackles | John Grimsley 199 (112 solo) |
| QB Sacks | Ray Childress 5 |

AMERICAN FOOTBALL CONFERENCE

EASTERN DIVISION

| | W | L | T | PCT. |
|--------------|----|----|---|------|
| New England | 11 | 5 | 0 | .688 |
| * N.Y. Jets | 10 | 6 | 0 | .625 |
| Miami | 8 | 8 | 0 | .500 |
| Buffalo | 4 | 12 | 0 | .250 |
| Indianapolis | 3 | 13 | 0 | .188 |

CENTRAL DIVISION

| | W | L | T | Pct. |
|------------|----|----|---|------|
| Cleveland | 12 | 4 | 0 | .750 |
| Cincinnati | 10 | 6 | 0 | .625 |
| Pittsburgh | 6 | 10 | 0 | .375 |
| Houston | 5 | 11 | 0 | .313 |

WESTERN DIVISION

| | W | L | T | Pct. |
|---------------|----|----|---|------|
| Denver | 11 | 5 | 0 | .688 |
| * Kansas City | 10 | 6 | 0 | .625 |
| Seattle | 10 | 6 | 0 | .625 |
| L.A. Raiders | 8 | 8 | 0 | .500 |
| San Diego | 4 | 12 | 0 | .250 |

* Wild Card for Playoffs

Won 5, Lost 11 Fourth—Central Division Head Coach: Jerry Glanville

Preseason (4-0)

| | | | | |
|------|--------------|-------|----|----|
| 8/5 | at L.A. Rams | | 17 | 14 |
| 8/16 | BUFFALO | | 23 | 20 |
| 8/23 | NEW ORLEANS | | 24 | 13 |
| 8/30 | at Dallas | | 17 | 14 |

Regular Season (5-11)

| | | | | |
|-------|----------------|---|--------|--------|
| 9/7 | at Green Bay | W | 31-3 | 54,065 |
| 9/14 | CLEVELAND | L | 20-23 | 46,049 |
| 9/21 | at Kansas City | L | 13-27 | 43,699 |
| 9/28 | PITTSBURGH | L | 16-22* | 42,001 |
| 10/5 | at Detroit | L | 13-24 | 41,960 |
| 10/12 | CHICAGO | L | 7-20 | 46,026 |
| 10/19 | at Cincinnati | L | 28-31 | 53,844 |
| 10/26 | L.A. RAIDERS | L | 17-28 | 41,641 |
| 11/2 | at Miami | L | 7-28 | 43,804 |
| 11/9 | CINCINNATI | W | 32-28 | 32,130 |
| 11/16 | at Pittsburgh | L | 10-21 | 49,724 |
| 11/23 | INDIANAPOLIS | W | 31-17 | 31,792 |
| 11/30 | at Cleveland | L | 10-13* | 62,309 |
| 12/7 | at San Diego | L | 0-27 | 40,103 |
| 12/14 | MINNESOTA | W | 23-10 | 32,738 |
| 12/21 | BUFFALO | W | 16-7 | 31,409 |

* overtime

TEAM STATISTICS

| | Hou. | Avg. | Opp. | Avg. |
|------------|------|-------|------|-------|
| Total Yds. | 5149 | 321.8 | 5034 | 314.6 |
| Rush Yds. | 1700 | 106.2 | 2035 | 127.2 |
| Pass Yds. | 3449 | 215.6 | 2999 | 187.4 |
| Points | 274 | 17.1 | 329 | 20.6 |

HONORS

| | |
|-------------------|---------------|
| All-Pro | Ray Childress |
| All-Rookie | Ernest Givins |

NATIONAL FOOTBALL CONFERENCE

EASTERN DIVISION

| | W | L | T | Pct. |
|--------------|----|----|---|------|
| N.Y. Giants | 14 | 2 | 0 | .875 |
| * Washington | 12 | 4 | 0 | .750 |
| Dallas | 7 | 9 | 0 | .438 |
| Philadelphia | 5 | 10 | 1 | .344 |
| St. Louis | 4 | 11 | 1 | .281 |

CENTRAL DIVISION

| | W | L | T | Pct. |
|-----------|----|----|---|------|
| Chicago | 14 | 2 | 0 | .875 |
| Minnesota | 9 | 7 | 0 | .563 |
| Detroit | 5 | 11 | 0 | .313 |
| Green Bay | 4 | 12 | 0 | .250 |
| Tampa Bay | 2 | 14 | 0 | .125 |

WESTERN DIVISION

| | W | L | T | Pct. |
|---------------|----|---|---|------|
| San Francisco | 10 | 5 | 1 | .656 |
| * L.A. Rams | 10 | 6 | 0 | .625 |
| Atlanta | 7 | 8 | 1 | .469 |
| New Orleans | 7 | 9 | 0 | .438 |

* Wild Card for Playoffs

1985 SEASON

USUAL LINEUP

Offense

| | | |
|----|----|------------------|
| WR | 85 | Tim Smith |
| LT | 73 | Harvey Salem |
| LG | 63 | Mike Munchak |
| C | 55 | Jim Romano |
| RG | 62 | John Schuhmacher |
| RT | 74 | Bruce Matthews |
| TE | 87 | Jamie Williams |
| WR | 85 | Drew Hill |
| QB | 1 | Warren Moon |
| RB | 40 | Butch Woolfolk |
| FB | 30 | Larry Moriarty |

Defense

| | | |
|-----|----|----------------|
| LE | 79 | Ray Childress |
| NT | 67 | Mike Stensrud |
| RE | 75 | Jesse Baker |
| OLB | 93 | Robert Lyles |
| ILB | 53 | Avon Riley |
| ILB | 56 | Robert Abraham |
| OLB | 94 | Frank Bush |
| LCB | 24 | Steve Brown |
| RCB | 29 | Patrick Allen |
| SS | 25 | Keith Bostic |
| FS | 21 | Bo Eason |

| | | |
|---|----|---------------|
| K | 7 | Tony Zendejas |
| P | 11 | Lee Johnson |

OILERS LEADERS

| | |
|------------------|---|
| Rushing | Mike Rozier 133-462, 8TD |
| Receiving | Butch Woolfolk 80-814, 4TD |
| Passing | Warren Moon 377-200, 2709 yds. 19 INT, 15 TD |
| Scoring | Tony Zendejas 92, 29 PAT, 21 FG |
| Punt Ret. | Willie Drewrey 24-215, 0 TD |
| Kick Ret. | Willie Drewrey 26-642, 0 TD |
| Punting | Lee Johnson 83-3463, 41.7 |
| Ints. | Steve Brown 5-41, 0 TD |
| Tackles | Avon Riley 147 (80 solo) |
| QB Sacks | Jesse Baker 5.5 |

AMERICAN FOOTBALL CONFERENCE

EASTERN DIVISION

| | W | L | T | Pct. |
|---------------|----|----|---|------|
| Miami | 12 | 4 | 0 | .750 |
| * N.Y. Jets | 11 | 5 | 0 | .688 |
| * New England | 11 | 5 | 0 | .688 |
| Indianapolis | 5 | 11 | 0 | .313 |
| Buffalo | 2 | 14 | 0 | .125 |

CENTRAL DIVISION

| | W | L | T | Pct. |
|------------|---|----|---|------|
| Cleveland | 8 | 8 | 0 | .500 |
| Cincinnati | 7 | 9 | 0 | .438 |
| Pittsburgh | 7 | 9 | 0 | .438 |
| Houston | 5 | 11 | 0 | .313 |

WESTERN DIVISION

| | W | L | T | Pct. |
|--------------|----|----|---|------|
| L.A. Raiders | 12 | 4 | 0 | .750 |
| Denver | 11 | 5 | 0 | .688 |
| Seattle | 8 | 8 | 0 | .500 |
| San Diego | 8 | 8 | 0 | .500 |
| Kansas City | 6 | 10 | 0 | .375 |

* Wild Card for Playoffs

Won 5, Lost 11 Fourth—Central Division Head Coach: Hugh Campbell (14 Games) Jerry Glanville (2 Games)

Preseason (1-4)

| | | | | |
|------|--------------------------|-------|----|----|
| 8/3 | N.Y. Giants (Canton, OH) | | 20 | 21 |
| 8/10 | at L.A. Rams | | 3 | 7 |
| 8/17 | at New Orleans | | 23 | 20 |
| 8/24 | KANSAS CITY | | 19 | 24 |
| 8/31 | at Dallas | | 10 | 20 |

Regular Season (5-11)

| | | | | |
|-------|-----------------|---|-------|--------|
| 9/8 | MIAMI | W | 26-23 | 47,656 |
| 9/15 | at Washington | L | 13-16 | 53,553 |
| 9/22 | at Pittsburgh | L | 0-20 | 58,572 |
| 9/29 | DALLAS | L | 10-17 | 49,686 |
| 10/6 | at Denver | L | 20-31 | 74,699 |
| 10/13 | CLEVELAND | L | 6-21 | 38,386 |
| 10/20 | CINCINNATI | W | 44-27 | 35,590 |
| 10/27 | at St. Louis | W | 20-10 | 43,190 |
| 11/3 | KANSAS CITY | W | 23-20 | 41,238 |
| 11/10 | at Buffalo | L | 0-20 | 21,831 |
| 11/17 | PITTSBURGH | L | 7-30 | 45,977 |
| 11/24 | SAN DIEGO | W | 37-35 | 34,336 |
| 12/1 | at Cincinnati | L | 27-45 | 46,140 |
| 12/8 | N.Y. GIANTS | L | 14-35 | 36,576 |
| 12/15 | at Cleveland | L | 21-28 | 50,793 |
| 12/22 | at Indianapolis | L | 16-34 | 55,818 |

TEAM STATISTICS

| | Hou. | Avg. | Opp. | Avg. |
|------------|------|-------|------|-------|
| Total Yds. | 4652 | 290.8 | 6155 | 384.7 |
| Rush Yds. | 1570 | 98.1 | 2814 | 175.9 |
| Pass Yds. | 3082 | 192.6 | 3341 | 208.8 |
| Points | 284 | 17.8 | 412 | 25.8 |

HONORS

Pro Bowl

Mike Munchak

All-Pro

Mike Munchak

All-Rookie

Ray Childress

NATIONAL FOOTBALL CONFERENCE

EASTERN DIVISION

| | W | L | T | Pct. |
|---------------|----|----|---|------|
| Dallas | 10 | 6 | 0 | .625 |
| * N.Y. Giants | 10 | 6 | 0 | .625 |
| Washington | 10 | 6 | 0 | .625 |
| Philadelphia | 7 | 9 | 0 | .438 |
| St. Louis | 5 | 11 | 0 | .313 |

CENTRAL DIVISION

| | W | L | T | Pct. |
|-----------|----|----|---|------|
| Chicago | 15 | 1 | 0 | .938 |
| Green Bay | 8 | 8 | 0 | .500 |
| Minnesota | 7 | 9 | 0 | .438 |
| Detroit | 7 | 9 | 0 | .438 |
| Tampa Bay | 2 | 14 | 0 | .125 |

WESTERN DIVISION

| | W | L | T | Pct. |
|-----------------|----|----|---|------|
| L.A. Rams | 11 | 5 | 0 | .688 |
| * San Francisco | 10 | 6 | 0 | .625 |
| New Orleans | 5 | 11 | 0 | .313 |
| Atlanta | 4 | 12 | 0 | .250 |

* Wild Card for Playoffs

1984 SEASON

USUAL LINEUP

Offense

| | | |
|----|----|------------------|
| WR | 83 | Tim Smith |
| LT | 73 | Harvey Salem |
| LG | 63 | Mike Munchak |
| C | 74 | Bruce Matthews |
| | 55 | Jim Romano |
| RG | 66 | Pat Howell |
| | 62 | John Schuhmacher |
| RT | 70 | Dean Steinkuhler |
| | 74 | Bruce Matthews |
| TE | 87 | Jamie Williams |
| HB | 88 | Chris Dressel |
| WR | 82 | Herkie Walls |
| QB | 1 | Warren Moon |
| RB | 34 | Earl Campbell |
| | 30 | Larry Moriarty |

Defense

| | | |
|-----|----|----------------|
| LE | 90 | Bob Hamm |
| NT | 67 | Mike Stensrud |
| RE | 75 | Jesse Baker |
| OLB | 53 | Avon Riley |
| ILB | 54 | Gregg Bingham |
| ILB | 56 | Robert Abraham |
| OLB | 52 | Robert Brazile |
| LCB | 24 | Steve Brown |
| RCB | 20 | Willie Tullis |
| SS | 25 | Keith Bostic |
| FS | 36 | Carter Hartwig |
| K | 4 | Florian Kempf |
| P | 6 | John James |

OILERS LEADERS

| | |
|------------------|---|
| Rushing | Larry Moriarty 189-785, 6 TD |
| Receiving | Tim Smith 69-1141, 4 TD |
| Passing | Warren Moon 450-259, 3358 yds. 14 INT, 12 TD |
| Scoring | Joe Cooper 46, 13 PAT, 11 FG |
| Punt Ret. | Carl Roaches 26-152, 0 TD |
| Kick Ret. | Carl Roaches 30-679, 0 TD |
| Punting | John James 88-3482, 39.6 avg. |
| Ints. | Willie Tullis 4-48, 0 TD |
| Tackles | Robert Abraham 198 (106 solo) |
| QB Sacks | Jesse Baker 11 |

AMERICAN FOOTBALL CONFERENCE

EASTERN DIVISION

| | W | L | T | Pct. |
|--------------|----|----|---|------|
| Miami | 14 | 2 | 0 | .875 |
| New England | 9 | 7 | 0 | .563 |
| N.Y. Jets | 7 | 9 | 0 | .438 |
| Indianapolis | 4 | 12 | 0 | .250 |
| Buffalo | 2 | 14 | 0 | .125 |

CENTRAL DIVISION

| | W | L | T | Pct. |
|------------|---|----|---|------|
| Pittsburgh | 9 | 7 | 0 | .563 |
| Cincinnati | 8 | 8 | 0 | .500 |
| Cleveland | 5 | 11 | 0 | .313 |
| Houston | 3 | 13 | 0 | .188 |

WESTERN DIVISION

| | W | L | T | Pct. |
|----------------|----|---|---|------|
| Denver | 13 | 3 | 0 | .813 |
| * Seattle | 12 | 4 | 0 | .750 |
| * L.A. Raiders | 11 | 5 | 0 | .688 |
| Kansas City | 8 | 8 | 0 | .500 |
| San Diego | 7 | 9 | 0 | .438 |

* Wild Card for Playoffs

Won 3, Lost 13 Fourth—Central Division Head Coach: Hugh Campbell

Preseason (1-3)

| | | | | |
|------|--------------|-------|----|----|
| 8/4 | at Tampa Bay | | 17 | 30 |
| 8/11 | N.Y. JETS | | 36 | 17 |
| 8/18 | NEW ORLEANS | | 19 | 31 |
| 8/25 | at Dallas | | 24 | 31 |

Regular Season (3-13)

| | | | | |
|-------|----------------|---|--------|--------|
| 9/2 | L.A. RAIDERS | L | 14-24 | 49,092 |
| 9/9 | INDIANAPOLIS | L | 21-35 | 43,820 |
| 9/16 | at San Diego | L | 14-31 | 52,266 |
| 9/23 | at Atlanta | L | 10-42 | 45,248 |
| 9/30 | NEW ORLEANS | L | 10-27 | 43,108 |
| 10/7 | at Cincinnati | L | 3-13 | 43,637 |
| 10/14 | at Miami | L | 10-28 | 54,435 |
| 10/21 | SAN FRANCISCO | L | 21-34 | 39,900 |
| 10/28 | CINCINNATI | L | 13-31 | 34,010 |
| 11/4 | at Pittsburgh | L | 7-35 | 48,892 |
| 11/11 | at Kansas City | W | 17-16 | 44,464 |
| 11/18 | N.Y. JETS | W | 31-20 | 40,141 |
| 11/25 | at Cleveland | L | 10-27 | 46,077 |
| 12/2 | PITTSBURGH | W | 23-20* | 39,786 |
| 12/9 | at L.A. Rams | L | 16-27 | 49,092 |
| 12/16 | CLEVELAND | L | 20-27 | 33,676 |

* overtime

TEAM STATISTICS

| | Hou. | Av. | Opp. | Av. |
|------------|------|-------|------|-------|
| Total Yds. | 4884 | 305.3 | 5968 | 373.0 |
| Rush Yds. | 1656 | 103.5 | 2789 | 174.3 |
| Pass Yds. | 3228 | 201.8 | 3179 | 198.7 |
| Points | 240 | 15.0 | 437 | 27.3 |

HONORS

Pro Bowl

Mike Munchak

All-Rookie

Warren Moon, Dean Steinkuhler

NATIONAL FOOTBALL CONFERENCE

EASTERN DIVISION

| | W | L | T | Pct. |
|---------------|----|---|---|------|
| Washington | 11 | 5 | 0 | .688 |
| * N.Y. Giants | 9 | 7 | 0 | .563 |
| St. Louis | 9 | 7 | 0 | .563 |
| Dallas | 9 | 7 | 0 | .563 |
| Philadelphia | 6 | 9 | 1 | .406 |

CENTRAL DIVISION

| | W | L | T | Pct. |
|-----------|----|----|---|------|
| Chicago | 10 | 6 | 0 | .625 |
| Green Bay | 8 | 8 | 0 | .500 |
| Tampa Bay | 6 | 10 | 0 | .375 |
| Detroit | 4 | 11 | 1 | .281 |
| Minnesota | 3 | 13 | 0 | .188 |

WESTERN DIVISION

| | W | L | T | Pct. |
|---------------|----|----|---|------|
| San Francisco | 15 | 1 | 0 | .938 |
| * L.A. Rams | 10 | 6 | 0 | .625 |
| New Orleans | 7 | 9 | 0 | .438 |
| Atlanta | 4 | 12 | 0 | .250 |

* Wild Card for Playoffs

1983 SEASON

USUAL LINEUP

Offense

| | | |
|------|----|---------------------|
| WR | 82 | Mike Renfro |
| | 81 | Steve Bryant |
| LT | 77 | Doug France |
| LG | 65 | Mike Munchak |
| C | 58 | David Carter |
| RG | 74 | Bruce Matthews |
| RT | 73 | Harvey Salem |
| TE | 88 | Chris Dressel |
| WR | 83 | Tim Smith |
| QB | 14 | Gifford Nielsen (7) |
| | 10 | Oliver Luck (6) |
| RB | 34 | Earl Campbell |
| FB | 30 | Larry Moriarty |
| orTE | 89 | Mike McCloskey |

Defense

| | | |
|-----|----|----------------|
| LE | 90 | Bob Hamm |
| NT | 72 | Brian Sochia |
| | 67 | Mike Stensrud |
| RE | 75 | Jesse Baker |
| OLB | 53 | Avon Riley |
| ILB | 54 | Gregg Bingham |
| ILB | 56 | Robert Abraham |
| OLB | 52 | Robert Brazile |
| LCB | 24 | Steve Brown |
| | 22 | Bill Kay |
| RCB | 20 | Willie Tullis |
| SS | 25 | Keith Bostic |
| FS | 56 | Carter Hartwig |

| | | |
|---|---|---------------|
| K | 4 | Florian Kempf |
| P | 6 | John James |

OILERS LEADERS

| | |
|------------------|--|
| Rushing | Earl Campbell 322-1301, 12 TD |
| Receiving | Tim Smith 83-1176, 6 TD |
| Passing | Oliver Luck 217-124, 1375 yds. 13 INT, 8 TD |
| Scoring | Florian Kempf 84, 33 PAT, 17 FG |
| Punt Ret. | Carl Roaches 20-159, 0 TD |
| Kick Ret. | Steve Brown 31-795, 1 TD |
| Punting | John James 79-3136, 39.7 avg. |
| Ints. | Willie Tullis 5-65, 0 TD |
| Tackles | Gregg Bingham 135 (87 solo) |
| QB Sacks | Jesse Baker 5.5 |

AMERICAN FOOTBALL CONFERENCE

EASTERN DIVISION

| | W | L | T | Pct. |
|-------------|----|---|---|------|
| Miami | 12 | 4 | 0 | .750 |
| New England | 8 | 8 | 0 | .500 |
| Buffalo | 8 | 8 | 0 | .500 |
| Baltimore | 7 | 9 | 0 | .438 |
| N.Y. Jets | 7 | 9 | 0 | .438 |

CENTRAL DIVISION

| | W | L | T | Pct. |
|------------|----|----|---|------|
| Pittsburgh | 10 | 6 | 0 | .625 |
| Cleveland | 9 | 7 | 0 | .563 |
| Cincinnati | 7 | 9 | 0 | .438 |
| Houston | 2 | 14 | 0 | .125 |

WESTERN DIVISION

| | W | L | T | Pct. |
|--------------|----|----|---|------|
| L.A. Raiders | 12 | 4 | 0 | .750 |
| * Seattle | 9 | 7 | 0 | .563 |
| * Denver | 9 | 7 | 0 | .563 |
| San Diego | 6 | 10 | 0 | .375 |
| Kansas City | 6 | 10 | 0 | .375 |

* Wild Card for Playoffs

Won 2, Lost 14
Fourth—Central Division
Head Coach: Ed Biles (6 Games)
Chuck Studley (10 Games)

Preseason (0-4)

| | | | | |
|------|----------------|-------|----|----|
| 8/4 | BALTIMORE | | 0 | 15 |
| 8/13 | TAMPA BAY | | 17 | 23 |
| 8/20 | at New Orleans | | 13 | 20 |
| 8/27 | at Dallas | | 31 | 34 |

Regular Season (2-14)

| | | | | |
|-------|-----------------|---|--------|--------|
| 9/4 | GREEN BAY | L | 38-41* | 44,073 |
| 9/11 | at L.A. Raiders | L | 6-20 | 37,521 |
| 9/18 | PITTSBURGH | L | 28-40 | 44,150 |
| 9/25 | at Buffalo | L | 13-30 | 60,070 |
| 10/2 | at Pittsburgh | L | 10-17 | 56,901 |
| 10/9 | DENVER | L | 14-26 | 44,209 |
| 10/16 | at Minnesota | L | 14-34 | 58,910 |
| 10/23 | KANSAS CITY | L | 10-13* | 39,462 |
| 10/30 | at Cleveland | L | 19-25* | 66,955 |
| 11/6 | CINCINNATI | L | 14-55 | 39,706 |
| 11/13 | DETROIT | W | 27-17 | 40,660 |
| 11/20 | at Cincinnati | L | 10-38 | 46,375 |
| 11/27 | at Tampa Bay | L | 24-33 | 38,625 |
| 12/4 | MIAMI | L | 17-24 | 39,434 |
| 12/11 | CLEVELAND | W | 34-27 | 29,746 |
| 12/18 | at Baltimore | L | 10-20 | 20,418 |

* overtime

TEAM STATISTICS

| | Hou. | Avg. | Opp. | Avg. |
|------------|------|-------|------|-------|
| Total Yds. | 4900 | 306.2 | 5632 | 352.0 |
| Rush Yds. | 1998 | 124.9 | 2787 | 174.2 |
| Pass Yds. | 2902 | 181.4 | 2845 | 177.8 |
| Points | 288 | 18.0 | 460 | 28.8 |

HONORS

Pro Bowl

Earl Campbell

All-Rookie

Steve Brown, Bruce Matthews,
Harvey Salem, Brian Sochia

NATIONAL FOOTBALL CONFERENCE

EASTERN DIVISION

| | W | L | T | Pct. |
|--------------|----|----|---|------|
| Washington | 14 | 2 | 0 | .875 |
| * Dallas | 12 | 4 | 0 | .750 |
| St. Louis | 8 | 7 | 1 | .438 |
| Philadelphia | 5 | 11 | 0 | .313 |
| N.Y. Giants | 3 | 12 | 1 | .219 |

CENTRAL DIVISION

| | W | L | T | Pct. |
|-----------|---|----|---|------|
| Detroit | 9 | 7 | 0 | .563 |
| Green Bay | 8 | 8 | 0 | .500 |
| Chicago | 8 | 8 | 0 | .500 |
| Minnesota | 8 | 8 | 0 | .500 |
| Tampa Bay | 2 | 14 | 0 | .125 |

WESTERN DIVISION

| | W | L | T | Pct. |
|---------------|----|---|---|------|
| San Francisco | 10 | 6 | 0 | .625 |
| * L.A. Rams | 9 | 7 | 0 | .563 |
| New Orleans | 8 | 8 | 0 | .500 |
| Atlanta | 7 | 9 | 0 | .438 |

* Wild Card for Playoffs

1982 SEASON

USUAL LINEUP

Offense

| | | |
|----|----|---------------------|
| WR | 80 | Harold Bailey |
| LT | 62 | John Schuhmacher |
| LG | 68 | Ralph Williams |
| | 63 | Mike Munchak |
| C | 58 | David Carter |
| RG | 60 | Ed Fisher |
| RT | 76 | Morris Towns |
| TE | 87 | Dave Casper |
| WR | 82 | Mike Renfro |
| | 84 | Mike Holston |
| QB | 8 | Archie Manning (5) |
| | 14 | Gifford Nielsen (4) |
| RB | 34 | Earl Campbell |
| FB | 35 | Stan Edwards |

Defense

| | | |
|-----|----|----------------|
| LE | 71 | Ken Kennard |
| NT | 67 | Mike Stensrud |
| RE | 75 | Jesse Baker |
| OLB | 53 | Avon Riley |
| ILB | 54 | Gregg Bingham |
| ILB | 50 | Daryl Hunt |
| OLB | 52 | Robert Brazile |
| LCB | 33 | J.C. Wilson |
| RCB | 27 | Greg Stemrick |
| SS | 36 | Carter Hartwig |
| | 32 | Vernon Perry |
| FS | 37 | Mike Reinfeldt |

| | | |
|---|----|-------------------|
| K | 4 | Florian Kempf |
| P | 6 | John James (5) |
| | 18 | Cliff Parsley (4) |

OILERS LEADERS

| | |
|------------------|--|
| Rushing | Earl Campbell 157-538, 2TD |
| Receiving | Dave Casper 36-573, 6TD |
| Passing | Archie Manning 125-66, 877 yds, 6 INT, 6TD |
| Scoring | Dave Casper 36, 6TD |
| Punt Ret. | Carl Roaches 19-104, 0TD |
| Kick Ret. | Carl Roaches 21-441, 0TD |
| Punting | John James 31-1260, 40.6 avg. |
| Ints. | Brazile 1-31; Bingham 1-8; Perry 1-8 |
| Tackles | Daryl Hunt 85 (61 solo) |
| QB Sacks | Jesse Baker 7.5 |

AMERICAN FOOTBALL CONFERENCE

| | W | L | T | PCT. |
|--------------|---|---|---|------|
| L.A. Raiders | 8 | 1 | 0 | .889 |
| Miami | 7 | 2 | 0 | .778 |
| Cincinnati | 7 | 2 | 0 | .778 |
| Pittsburgh | 6 | 3 | 0 | .667 |
| San Diego | 6 | 3 | 0 | .667 |
| N.Y. Jets | 6 | 3 | 0 | .667 |
| New England | 5 | 4 | 0 | .556 |
| Cleveland | 4 | 5 | 0 | .444 |
| Buffalo | 4 | 5 | 0 | .444 |
| Seattle | 4 | 5 | 0 | .444 |
| Kansas City | 3 | 6 | 0 | .333 |
| Denver | 2 | 7 | 0 | .222 |
| Houston | 1 | 8 | 0 | .111 |
| Baltimore | 0 | 8 | 1 | .056 |

Won 1, Lost 8 Thirteenth—American Football Conference Head Coach: Ed Biles

| Preseason (2-2) | | | |
|-----------------|-------------|-------|-------|
| 8/12 | NEW ORLEANS | | 22 20 |
| 8/22 | N.Y. JETS | | 16 33 |
| 8/28 | TAMPA BAY | | 21 6 |
| 9/4 | at Dallas | | 14 20 |

| Regular Season (1-8) | | | |
|----------------------|-----------------|---|--------------|
| 9/12 | at Cincinnati | L | 6-27 53,268 |
| 9/19 | SEATTLE | W | 23-21 43,117 |
| 11/21 | PITTSBURGH | L | 10-24 42,338 |
| 11/28 | at New England | L | 21-29 33,602 |
| 12/5 | at N.Y. Giants | L | 14-17 71,184 |
| 12/13 | DALLAS | L | 7-37 51,808 |
| 12/19 | at Philadelphia | L | 14-35 44,119 |
| 12/26 | CLEVELAND | L | 14-20 36,555 |
| 1/2 | CINCINNATI | L | 27-35 26,522 |

note: strike-shortened season

TEAM STATISTICS

| | Hou. | Avg. | Opp. | Avg. |
|------------|------|-------|------|-------|
| Total Yds. | 2373 | 263.7 | 3438 | 382.0 |
| Rush Yds. | 799 | 88.8 | 1225 | 136.1 |
| Pass Yds. | 1574 | 174.9 | 2213 | 245.9 |
| Points | 136 | 15.1 | 245 | 27.2 |

HONORS

Pro Bowl

Robert Brazile

NATIONAL FOOTBALL CONFERENCE

| | W | L | T | Pct. |
|---------------|---|---|---|------|
| Washington | 8 | 1 | 0 | .889 |
| Dallas | 6 | 3 | 0 | .667 |
| Green Bay | 5 | 3 | 1 | .611 |
| Minnesota | 5 | 4 | 0 | .556 |
| Atlanta | 5 | 4 | 0 | .556 |
| St. Louis | 5 | 4 | 0 | .556 |
| Tampa Bay | 5 | 4 | 0 | .556 |
| Detroit | 4 | 5 | 0 | .444 |
| New Orleans | 4 | 5 | 0 | .444 |
| N.Y. Giants | 4 | 5 | 0 | .444 |
| San Francisco | 3 | 6 | 0 | .333 |
| Chicago | 3 | 6 | 0 | .333 |
| Philadelphia | 3 | 6 | 0 | .333 |
| L.A. Rams | 2 | 7 | 0 | .222 |

Note: The regular season was reduced from 16 to 9 games due to a 57-day players' strike. At the conclusion of the regular season, the NFL conducted a 16-team postseason Super Bowl Tournament. The top eight teams from each conference made the playoffs and were seeded 1-8 based on their records.

1981 SEASON

USUAL LINEUP

Offense

| | | |
|----|----|------------------|
| WR | 00 | Ken Burrough |
| LT | 74 | Leon Gray |
| LG | 68 | John Schuhmacher |
| C | 58 | David Carter |
| RG | 60 | Ed Fisher |
| RT | 76 | Morris Towns |
| TE | 86 | Mike Barber |
| | 87 | Dave Casper |
| WR | 82 | Mike Renfro |
| | 84 | Mike Holston |
| QB | 12 | Ken Stabler |
| RB | 34 | Earl Campbell |
| FB | 45 | Tim Wilson |

Defense

| | | |
|-----|----|----------------|
| LE | 69 | Andy Dorris |
| NT | 71 | Ken Kennard |
| RE | 65 | Elvin Betha |
| OLB | 59 | Ted Washington |
| ILB | 54 | Gregg Bingham |
| ILB | 50 | Daryl Hunt |
| OLB | 52 | Robert Brazile |
| LCB | 33 | J.C. Wilson |
| RCB | 27 | Greg Stemrick |
| SS | 32 | Vernon Perry |
| FS | 37 | Mike Reinfeldt |

| | | |
|---|----|---------------|
| K | 16 | Toni Fritsch |
| P | 18 | Cliff Parsley |

OILERS LEADERS

| | |
|------------------|---|
| Rushing | Earl Campbell 361-1376, 10 TD |
| Receiving | Ken Burrough 40-668, 7 TD |
| Passing | Ken Stabler 285-165, 1988 yds. 18 INT, 14 TD |
| Scoring | Toni Fritsch 77, 32 PAT, 15 FG |
| Punt Ret. | Carl Roaches 39-296, 0 TD |
| Kick Ret. | Carl Roaches 28-769, 1 TD |
| Punting | Cliff Parsley 79-3136, 39.7 |
| Ints. | Stemrick 3-94, 0 TD; Hartwig 3-78, 0 TD |
| Tackles | Gregg Bingham 172 (112 solo) |
| QB Sacks | Jesse Baker 10 |

AMERICAN FOOTBALL CONFERENCE

EASTERN DIVISION

| | W | L | T | PCT. |
|-------------|----|----|---|------|
| Miami | 11 | 4 | 1 | .719 |
| * N.Y. Jets | 10 | 5 | 1 | .656 |
| * Buffalo | 10 | 6 | 0 | .625 |
| Baltimore | 2 | 14 | 0 | .125 |
| New England | 2 | 14 | 0 | .125 |

CENTRAL DIVISION

| | W | L | T | Pct. |
|------------|----|----|---|------|
| Cincinnati | 12 | 4 | 0 | .750 |
| Pittsburgh | 8 | 8 | 0 | .500 |
| Houston | 7 | 9 | 0 | .438 |
| Cleveland | 5 | 11 | 0 | .313 |

WESTERN DIVISION

| | W | L | T | Pct. |
|-------------|----|----|---|------|
| San Diego | 10 | 6 | 0 | .625 |
| Denver | 10 | 6 | 0 | .625 |
| Kansas City | 9 | 7 | 0 | .563 |
| Oakland | 7 | 9 | 0 | .438 |
| Seattle | 6 | 10 | 0 | .375 |

* Wild Card for Playoffs

Won 7, Lost 9 Third—Central Division Head Coach: Ed Biles

Preseason (1-3)

| | | | | |
|------|----------------|-------|----|----|
| 8/6 | PHILADELPHIA | | 13 | 10 |
| 8/15 | at New Orleans | | 7 | 27 |
| 8/22 | at Tampa Bay | | 17 | 27 |
| 8/29 | at Dallas | | 20 | 28 |

Regular Season (7-9)

| | | | | |
|-------|------------------|---|-------|--------|
| 9/6 | at L.A. Rams | W | 27-20 | 63,198 |
| 9/13 | at Cleveland | W | 9-3 | 79,483 |
| 9/20 | MIAMI | L | 9-20 | 47,379 |
| 9/27 | at N.Y. Jets | L | 17-35 | 50,309 |
| 10/4 | CINCINNATI | W | 17-10 | 44,350 |
| 10/11 | SEATTLE | W | 35-17 | 42,671 |
| 10/18 | at New England | L | 10-38 | 60,474 |
| 10/26 | at Pittsburgh | L | 13-26 | 52,732 |
| 11/1 | at Cincinnati | L | 21-34 | 54,736 |
| 11/8 | OAKLAND | W | 17-16 | 45,519 |
| 11/15 | at Kansas City | L | 10-23 | 73,984 |
| 11/22 | NEW ORLEANS | L | 24-27 | 49,581 |
| 11/29 | ATLANTA | L | 27-31 | 40,201 |
| 12/3 | CLEVELAND | W | 17-13 | 44,502 |
| 12/13 | at San Francisco | L | 6-28 | 55,707 |
| 12/20 | PITTSBURGH | W | 21-20 | 41,056 |

TEAM STATISTICS

| | Hou. | Avg. | Opp. | Avg. |
|------------|------|-------|------|-------|
| Total Yds. | 4511 | 281.9 | 5726 | 357.9 |
| Rush Yds. | 1734 | 108.4 | 2411 | 150.7 |
| Pass Yds. | 2777 | 173.6 | 3315 | 207.2 |
| Points | 281 | 17.6 | 355 | 22.2 |

HONORS

Pro Bowl

Robert Brazile, Earl Campbell,
Leon Gray, Carl Roaches

All-Pro

Robert Brazile (2nd team)

NATIONAL FOOTBALL CONFERENCE

EASTERN DIVISION

| | W | L | T | Pct. |
|----------------|----|---|---|------|
| Dallas | 12 | 4 | 0 | .750 |
| * Philadelphia | 10 | 6 | 0 | .625 |
| * N.Y. Giants | 9 | 7 | 0 | .563 |
| Washington | 8 | 8 | 0 | .500 |
| St. Louis | 7 | 9 | 0 | .438 |

CENTRAL DIVISION

| | W | L | T | Pct. |
|-----------|---|----|---|------|
| Tampa Bay | 9 | 7 | 0 | .563 |
| Detroit | 8 | 8 | 0 | .500 |
| Green Bay | 8 | 8 | 0 | .500 |
| Minnesota | 7 | 9 | 0 | .438 |
| Chicago | 6 | 10 | 0 | .375 |

WESTERN DIVISION

| | W | L | T | Pct. |
|---------------|----|----|---|------|
| San Francisco | 10 | 6 | 0 | .625 |
| Atlanta | 7 | 9 | 0 | .438 |
| Los Angeles | 6 | 10 | 0 | .375 |
| New Orleans | 4 | 12 | 0 | .250 |

* Wild Card for Playoffs

1980 SEASON

USUAL LINEUP

Offense

| | | |
|-------|----|---------------|
| WR | 84 | Billy Johnson |
| or TE | 87 | Dave Casper |
| LT | 74 | Leon Gray |
| LG | 63 | Bob Young |
| C | 55 | Carl Mauck |
| RG | 60 | Ed Fisher |
| RT | 76 | Morris Towns |
| TE | 86 | Mike Barber |
| WR | 82 | Mike Renfro |
| QB | 12 | Ken Stabler |
| RB | 34 | Earl Campbell |
| FB | 45 | Tim Wilson |

Defense

| | | |
|-----|----|----------------|
| LE | 69 | Andy Dorris |
| NT | 71 | Ken Kennard |
| RE | 65 | Elvin Bethca |
| OLB | 59 | Ted Washington |
| ILB | 56 | Art Stringer |
| | 50 | Daryl Hunt |
| ILB | 54 | Gregg Bingham |
| OLB | 52 | Robert Brazile |
| LCB | 33 | J.C. Wilson |
| RCB | 27 | Greg Stenrick |
| SS | 32 | Vernon Perry |
| FS | 37 | Mike Reinfeldt |
| | | |
| K | 16 | Toni Fritsch |
| P | 18 | Cliff Parsley |

OILERS LEADERS

| | |
|------------------|--|
| Rushing | Earl Campbell 373-1934, 13 TD |
| Receiving | Mike Barber 59-712, 5 TD |
| Passing | Ken Stabler 454-293, 3202 yds, 28 INT, 13 TD |
| Scoring | Toni Fritsch 83, 26 PAT, 19 FG |
| Punt Ret. | Carl Roaches 47-384, 0 TD |
| Kick Ret. | Carl Roaches 37-746, 0 TD |
| Punting | Cliff Parsley 67-2726, 40.7 avg. |
| Ints. | Jack Tatum 7-100, 0 TD |
| Tackles | Gregg Bingham 212 (112 solo) |
| QB Sacks | Mike Stensrud 7 |

AMERICAN FOOTBALL CONFERENCE

EASTERN DIVISION

| | W | L | T | PCT. |
|-------------|----|----|---|------|
| Buffalo | 11 | 5 | 0 | .688 |
| New England | 10 | 6 | 0 | .625 |
| Miami | 8 | 8 | 0 | .500 |
| Baltimore | 7 | 9 | 0 | .438 |
| N.Y. Jets | 4 | 12 | 0 | .250 |

CENTRAL DIVISION

| | W | L | T | Pct. |
|------------|----|----|---|------|
| Cleveland | 11 | 5 | 0 | .688 |
| * Houston | 11 | 5 | 0 | .688 |
| Pittsburgh | 9 | 7 | 0 | .563 |
| Cincinnati | 6 | 10 | 0 | .375 |

WESTERN DIVISION

| | W | L | T | Pct. |
|-------------|----|----|---|------|
| San Diego | 11 | 5 | 0 | .688 |
| * Oakland | 11 | 5 | 0 | .688 |
| Kansas City | 8 | 8 | 0 | .500 |
| Denver | 8 | 8 | 0 | .500 |
| Seattle | 4 | 12 | 0 | .250 |

* Wild Card for Playoffs

Won 11, Lost 5 First (Tied)—Central Division Head Coach: O.A. "Bum" Phillips

Preseason (2-2)

| | | | | |
|------|-------------|-------|----|----|
| 8/11 | TAMPA BAY | | 7 | 21 |
| 8/17 | NEW ORLEANS | | 20 | 17 |
| 8/23 | at Dallas | | 13 | 20 |
| 8/28 | BUFFALO | | 24 | 7 |

Regular Season (11-5)

| | | | | |
|-------|----------------|---|--------|--------|
| 9/7 | at Pittsburgh | L | 17-31 | 54,386 |
| 9/15 | at Cleveland | W | 16-7 | 80,243 |
| 9/21 | BALTIMORE | W | 21-16 | 46,421 |
| 9/28 | at Cincinnati | W | 13-10 | 50,413 |
| 10/5 | SEATTLE | L | 7-26 | 46,860 |
| 10/12 | at Kansas City | L | 20-21 | 75,048 |
| 10/19 | TAMPA BAY | W | 20-14 | 48,167 |
| 10/26 | CINCINNATI | W | 23-5 | 49,189 |
| 11/2 | at Denver | W | 20-16 | 74,717 |
| 11/10 | NEW ENGLAND | W | 38-34 | 51,524 |
| 11/16 | at Chicago | W | 10-6 | 59,390 |
| 11/23 | at N.Y. Jets | L | 28-31* | 52,528 |
| 11/30 | CLEVELAND | L | 14-17 | 51,514 |
| 12/4 | PITTSBURGH | W | 6-0 | 53,960 |
| 12/14 | at Green Bay | W | 22-3 | 53,201 |
| 12/21 | MINNESOTA | W | 20-16 | 51,064 |

AFC WILD CARD GAME

| | | | | |
|-------|------------|---|------|--------|
| 12/28 | at Oakland | L | 7-27 | 52,762 |
|-------|------------|---|------|--------|

* overtime

TEAM STATISTICS

| | Hou. | Av. | Opp. | Av. |
|------------|------|-------|------|-------|
| Total Yds. | 5642 | 352.6 | 4612 | 288.3 |
| Rush Yds. | 2635 | 164.7 | 1811 | 113.2 |
| Pass Yds. | 3007 | 187.9 | 2801 | 175.1 |
| Points | 295 | 18.4 | 251 | 15.7 |

HONORS

Pro Bowl

Robert Brazile, Earl Campbell, Dave Casper, Greg Stenrick

All-Pro

Robert Brazile, Earl Campbell, Leon Gray, Greg Stenrick

All-Rookie

Carl Roaches

AFC Player of Year

Earl Campbell

NFL Off. Player of Year

Earl Campbell

NFL Most Valuable Player

Earl Campbell

NATIONAL FOOTBALL CONFERENCE

EASTERN DIVISION

| | W | L | T | Pct. |
|--------------|----|----|---|------|
| Philadelphia | 12 | 4 | 0 | .750 |
| * Dallas | 12 | 4 | 0 | .750 |
| Washington | 6 | 10 | 0 | .375 |
| St. Louis | 5 | 11 | 0 | .313 |
| N.Y. Giants | 4 | 12 | 0 | .250 |

CENTRAL DIVISION

| | W | L | T | Pct. |
|-----------|----|----|---|------|
| Minnesota | 9 | 7 | 0 | .563 |
| Detroit | 10 | 6 | 0 | .625 |
| Chicago | 7 | 9 | 0 | .438 |
| Tampa Bay | 5 | 10 | 1 | .344 |
| Green Bay | 5 | 10 | 1 | .344 |

WESTERN DIVISION

| | W | L | T | Pct. |
|---------------|----|----|---|------|
| Atlanta | 12 | 4 | 0 | .750 |
| * Los Angeles | 11 | 5 | 0 | .688 |
| San Francisco | 6 | 10 | 0 | .375 |
| New Orleans | 1 | 15 | 0 | .063 |

* Wild Card for Playoffs

HISTORY

1979 SEASON

USUAL LINEUP

Offense

| | | |
|----|----|---------------|
| WR | 00 | Ken Burrough |
| LT | 74 | Leon Gray |
| LG | 70 | Conway Hayman |
| C | 55 | Carl Mauck |
| RG | 60 | Ed Fisher |
| RT | 76 | Morris Towns |
| TE | 86 | Mike Barber |
| WR | 88 | Rich Caster |
| QB | 7 | Dan Pastorini |
| RB | 34 | Earl Campbell |
| FB | 45 | Tim Wilson |

Defense

| | | |
|-----|----|----------------|
| LE | 69 | Andy Dorris |
| NT | 78 | Curley Culp |
| RE | 65 | Elvin Bethea |
| OLB | 59 | Ted Washington |
| ILB | 54 | Gregg Bingham |
| ILB | 56 | Art Stringer |
| | 50 | Daryl Hunt |
| OLB | 52 | Robert Brazile |
| LCB | 35 | J.C. Wilson |
| RCB | 27 | Greg Sternrick |
| SS | 32 | Vernon Perry |
| FS | 37 | Mike Reinfeldt |
| | | |
| K | 16 | Toni Fritsch |
| P | 18 | Cliff Parsley |

OILERS LEADERS

| | |
|------------------|---|
| Rushing | Earl Campbell 368-1697, 19 TD |
| Receiving | Ken Burrough 40-752, 6 TD |
| Passing | Dan Pastorini 324-163, 2090 yds. 18 INT, 14 TD |
| Scoring | Earl Campbell 114, 19 TD |
| Punt Ret. | Richard Ellender 31-203, 0 TD |
| Kick Ret. | Richard Ellender 24-514, 0 TD |
| Punting | Cliff Parsley 93-3777, 40.6 avg. |
| Ints. | Mike Reinfeldt 12-205, 0 TD |
| Tackles | Gregg Bingham 203 (100 solo) |
| QB Sacks | Jesse Baker 15.5 |

AMERICAN FOOTBALL CONFERENCE

EASTERN DIVISION

| | W | L | T | PCT. |
|-------------|----|----|---|------|
| Miami | 10 | 6 | 0 | .625 |
| New England | 9 | 7 | 0 | .563 |
| N.Y. Jets | 8 | 8 | 0 | .500 |
| Buffalo | 7 | 9 | 0 | .438 |
| Baltimore | 5 | 11 | 0 | .313 |

CENTRAL DIVISION

| | W | L | T | Pct. |
|------------|----|----|---|------|
| Pittsburgh | 12 | 4 | 0 | .750 |
| * Houston | 11 | 5 | 0 | .688 |
| Cleveland | 9 | 7 | 0 | .563 |
| Cincinnati | 4 | 12 | 0 | .250 |

WESTERN DIVISION

| | W | L | T | Pct. |
|-------------|----|---|---|------|
| San Diego | 12 | 4 | 0 | .750 |
| * Denver | 10 | 6 | 0 | .625 |
| Seattle | 9 | 7 | 0 | .563 |
| Oakland | 9 | 7 | 0 | .563 |
| Kansas City | 7 | 9 | 0 | .438 |

* Wild Card for Playoffs

Won 11, Lost 5 Second—Central Division Head Coach: O.A. "Bum" Phillips

Preseason (1-3)

| | | | |
|------|----------------|-----|----|
| 8/2 | N.Y. JETS | 1-4 | 21 |
| 8/12 | ST. LOUIS | 1-0 | 7 |
| 8/18 | at Dallas | 1-3 | 16 |
| 8/24 | at New Orleans | 1-7 | 10 |

Regular Season (11-5)

| | | | | |
|-------|---------------|---|--------|--------|
| 9/2 | at Washington | W | 29-27 | 54,582 |
| 9/9 | at Pittsburgh | L | 7-38 | 49,729 |
| 9/16 | KANSAS CITY | W | 20-6 | 45,654 |
| 9/23 | at Cincinnati | W | 30-27* | 45,615 |
| 9/30 | CLEVELAND | W | 31-10 | 48,915 |
| 10/7 | ST. LOUIS | L | 17-24 | 53,043 |
| 10/14 | at Baltimore | W | 28-16 | 45,021 |
| 10/21 | at Seattle | L | 14-34 | 60,705 |
| 10/28 | N.Y. JETS | W | 27-24* | 45,825 |
| 11/5 | at Miami | W | 9-6 | 70,273 |
| 11/11 | OAKLAND | W | 31-17 | 48,614 |
| 11/18 | CINCINNATI | W | 42-21 | 49,829 |
| 11/22 | at Dallas | W | 30-24 | 63,897 |
| 12/2 | at Cleveland | L | 7-14 | 69,112 |
| 12/10 | PITTSBURGH | W | 20-17 | 55,293 |
| 12/16 | PHILADELPHIA | L | 20-26 | 49,407 |

AFC WILD CARD GAME

| | | | | |
|-------|--------|---|------|--------|
| 12/23 | DENVER | W | 13-7 | 48,776 |
|-------|--------|---|------|--------|

AFC DIVISIONAL PLAYOFF GAME

| | | | | |
|-------|--------------|---|-------|--------|
| 12/29 | at San Diego | W | 17-14 | 51,192 |
|-------|--------------|---|-------|--------|

AFC CHAMPIONSHIP GAME

| | | | | |
|-----|---------------|---|-------|--------|
| 1/6 | at Pittsburgh | L | 13-27 | 50,475 |
|-----|---------------|---|-------|--------|

* overtime

TEAM STATISTICS

| | Hou. | Avg. | Opp. | Avg. |
|------------|------|-------|------|-------|
| Total Yds. | 4827 | 301.7 | 4990 | 311.9 |
| Rush Yds. | 2571 | 160.7 | 2225 | 139.1 |
| Pass Yds. | 2256 | 141.0 | 2765 | 172.8 |
| Points | 362 | 22.6 | 331 | 20.7 |

HONORS

Pro Bowl

Elvin Bethea, Robert Brazile, Earl Campbell,
Toni Fritsch, Leon Gray, Mike Reinfeldt

All-Pro

Elvin Bethea (2nd team), Robert Brazile,
Earl Campbell, Curly Culp (2nd team), Toni Fritsch, Leon
Gray, Mike Reinfeldt (2nd team)

All-Rookie

Jesse Baker, Vernon Perry
Rookie of Year

Jesse Baker

AFC Player of Year

Earl Campbell

NFL Off. Player of Year

Earl Campbell

NFL Most Valuable Player

Earl Campbell

NATIONAL FOOTBALL CONFERENCE

EASTERN DIVISION

| | W | L | T | Pct. |
|----------------|----|----|---|------|
| Dallas | 11 | 5 | 0 | .688 |
| * Philadelphia | 11 | 5 | 0 | .688 |
| Washington | 10 | 6 | 0 | .625 |
| N.Y. Giants | 6 | 10 | 0 | .375 |
| St. Louis | 5 | 11 | 0 | .313 |

CENTRAL DIVISION

| | W | L | T | Pct. |
|-----------|----|----|---|------|
| Tampa Bay | 10 | 6 | 0 | .625 |
| * Chicago | 10 | 6 | 0 | .625 |
| Minnesota | 7 | 9 | 0 | .438 |
| Green Bay | 5 | 11 | 0 | .313 |
| Detroit | 2 | 14 | 0 | .125 |

WESTERN DIVISION

| | W | L | T | Pct. |
|---------------|---|----|---|------|
| Los Angeles | 9 | 7 | 0 | .563 |
| New Orleans | 8 | 8 | 0 | .500 |
| Atlanta | 6 | 10 | 0 | .375 |
| San Francisco | 2 | 14 | 0 | .125 |

* Wild Card for Playoff



1978 SEASON

USUAL LINEUP

Offense

| | | |
|----|----|----------------|
| WR | 00 | Ken Burrough |
| LT | 73 | Greg Sampson |
| LG | 64 | George Reihner |
| | 70 | Conway Hayman |
| C | 55 | Carl Mauck |
| RG | 60 | Ed Fisher |
| RT | 70 | Conway Hayman |
| | 76 | Morris Towns |
| TE | 86 | Mike Barber |
| WR | 82 | Mike Renfro |
| | 88 | Rich Caster |
| QB | 7 | Dan Pastorini |
| RB | 34 | Earl Campbell |
| FB | 45 | Tim Wilson |

Defense

| | | |
|-----|----|------------------|
| LE | 77 | James Young |
| NT | 78 | Curley Culp |
| RE | 65 | Elvin Bethea |
| OLB | 59 | Ted Washington |
| ILB | 57 | Steve Kiner |
| ILB | 54 | Gregg Bingham |
| OLB | 52 | Robert Brazile |
| LCB | 19 | Willie Alexander |
| RCB | 27 | Greg Sternrick |
| SS | 20 | Bill Currier |
| FS | 37 | Mike Reinfieldt |
| | | |
| K | 16 | Toni Fritsch |
| P | 18 | Cliff Parsley |

OILERS LEADERS

| | |
|------------------|--|
| Rushing | Earl Campbell 302-1450, 13 TD |
| Receiving | Ken Burrough 47-624, 2 TD |
| Passing | Dan Pastorini 368-199, 247.3 yds. 17 INT, 16 TD |
| Scoring | Earl Campbell 78, 13 TD |
| Punt Ret. | Ronnie Coleman 16-142, 0 TD |
| Kick Ret. | Johnnie Dirden 32-780, 0 TD |
| Punting | Cliff Parsley 91-3544, 38.9 avg. |
| Ints. | Willie Alexander 5-51, 0 TD |
| Tackles | Gregg Bingham 223 (109 solo) |
| QB Sacks | Elvin Bethea 8 |

AMERICAN FOOTBALL CONFERENCE

EASTERN DIVISION

| | W | L | T | PCT. |
|-------------|----|----|---|------|
| New England | 11 | 5 | 0 | .688 |
| * Miami | 11 | 5 | 0 | .688 |
| N.Y. Jets | 8 | 8 | 0 | .500 |
| Buffalo | 5 | 11 | 0 | .313 |
| Baltimore | 5 | 11 | 0 | .313 |

CENTRAL DIVISION

| | W | L | T | Pct. |
|------------|----|----|---|------|
| Pittsburgh | 14 | 2 | 0 | .875 |
| * Houston | 10 | 6 | 0 | .625 |
| Cleveland | 8 | 8 | 0 | .500 |
| Cincinnati | 4 | 12 | 0 | .250 |

WESTERN DIVISION

| | W | L | T | Pct. |
|-------------|----|----|---|------|
| Denver | 10 | 6 | 0 | .625 |
| Oakland | 9 | 7 | 0 | .563 |
| Seattle | 9 | 7 | 0 | .563 |
| San Diego | 9 | 7 | 0 | .563 |
| Kansas City | 4 | 12 | 0 | .250 |

* Wild Card for Playoffs

Won 10, Lost 6 Second-Central Division Head Coach: O.A. "Bum" Phillips

Preseason (1-3)

| | | | | |
|------|--------------|-------|----|----|
| 8/5 | DENVER | | 12 | 17 |
| 8/14 | PHILADELPHIA | | 10 | 28 |
| 8/19 | at Dallas | | 27 | 13 |
| 8/26 | NEW ORLEANS | | 3 | 17 |

Regular Season (10-6)

| | | | | |
|-------|----------------|---|-------|--------|
| 9/3 | at Atlanta | L | 14-20 | 59,733 |
| 9/10 | at Kansas City | W | 20-17 | 41,754 |
| 9/17 | SAN FRANCISCO | W | 20-19 | 49,242 |
| 9/24 | L.A. RAMS | L | 6-10 | 49,216 |
| 10/1 | at Cleveland | W | 16-13 | 73,481 |
| 10/8 | at Oakland | L | 17-21 | 54,468 |
| 10/15 | BUFFALO | W | 17-10 | 51,207 |
| 10/23 | at Pittsburgh | W | 24-17 | 48,021 |
| 10/29 | at Cincinnati | L | 13-28 | 56,346 |
| 11/5 | CLEVELAND | W | 14-10 | 51,024 |
| 11/12 | at New England | W | 26-25 | 61,297 |
| 11/20 | MIAMI | W | 35-30 | 51,874 |
| 11/26 | CINCINNATI | W | 17-10 | 51,331 |
| 12/3 | PITTSBURGH | L | 3-15 | 55,133 |
| 12/10 | at New Orleans | W | 17-12 | 65,975 |
| 12/17 | SAN DIEGO | L | 24-45 | 52,625 |

AFC WILD CARD GAME

| | | | | |
|-------|----------|---|------|--------|
| 12/23 | at Miami | W | 17-9 | 70,036 |
|-------|----------|---|------|--------|

AFC DIVISIONAL PLAYOFF GAME

| | | | | |
|-------|----------------|---|-------|--------|
| 12/31 | at New England | W | 31-14 | 61,297 |
|-------|----------------|---|-------|--------|

AFC CHAMPIONSHIP GAME

| | | | | |
|-----|---------------|---|------|--------|
| 1/7 | at Pittsburgh | L | 5-34 | 49,417 |
|-----|---------------|---|------|--------|

TEAM STATISTICS

| | Hou. | Avg. | Opp. | Avg. |
|------------|------|-------|------|-------|
| Total Yds. | 4814 | 300.9 | 4914 | 307.1 |
| Rush Yds. | 2476 | 154.8 | 2072 | 129.5 |
| Pass Yds. | 2338 | 146.1 | 2842 | 177.6 |
| Points | 283 | 17.7 | 298 | 18.6 |

HONORS

Pro Bowl

Elvin Bethea, Robert Brazile,
Earl Campbell, Curley Culp

All-Pro

Elvin Bethea (2nd team),
Robert Brazile, Earl Campbell, Curly Culp (2nd team)

All-Rookie

Earl Campbell

Rookie of Year

Earl Campbell

AFC Player of Year

Earl Campbell

NFL Offensive Player of Year

Earl Campbell

NFL Most Valuable Player

Earl Campbell

NATIONAL FOOTBALL CONFERENCE

EASTERN DIVISION

| | W | L | T | Pct. |
|----------------|----|----|---|------|
| Dallas | 12 | 4 | 0 | .750 |
| * Philadelphia | 9 | 7 | 0 | .563 |
| Washington | 8 | 8 | 0 | .500 |
| St. Louis | 6 | 10 | 0 | .375 |
| N.Y. Giants | 6 | 10 | 0 | .375 |

CENTRAL DIVISION

| | W | L | T | Pct. |
|-----------|---|----|---|------|
| Minnesota | 8 | 7 | 1 | .531 |
| Green Bay | 8 | 7 | 1 | .531 |
| Detroit | 7 | 9 | 0 | .438 |
| Chicago | 7 | 9 | 0 | .438 |
| Tampa Bay | 5 | 11 | 0 | .313 |

WESTERN DIVISION

| | W | L | T | Pct. |
|---------------|----|----|---|------|
| Los Angeles | 12 | 4 | 0 | .750 |
| * Atlanta | 9 | 7 | 0 | .563 |
| New Orleans | 7 | 9 | 0 | .438 |
| San Francisco | 2 | 14 | 0 | .125 |

* Wild Card for Playoffs

1977 SEASON

USUAL LINEUP

Offense

| | | |
|----|----|----------------|
| WR | 00 | Ken Burrough |
| LT | 73 | Greg Sampson |
| LG | 64 | George Reihner |
| C | 55 | Carl Mauck |
| RG | 75 | Elbert Drungo |
| RT | 72 | Kevin Hunt |
| TE | 86 | Mike Barber |
| | 88 | Jimmie Giles |
| WR | 89 | Eddie Foster |
| QB | 7 | Dan Pastorini |
| RB | 47 | Ronnie Coleman |
| FB | 45 | Tim Wilson |
| | 26 | Rob Carpenter |

Defense

| | | |
|-----|----|------------------|
| LE | 77 | James Young |
| | 71 | Ken Kennard |
| NT | 78 | Curley Culp |
| RE | 65 | Elvin Betha |
| OLB | 59 | Ted Washington |
| ILB | 57 | Steve Kiner |
| ILB | 54 | Gregg Bingham |
| OLB | 52 | Robert Brazile |
| LCB | 19 | Willie Alexander |
| RCB | 22 | Zeke Moore |
| SS | 38 | Bill Carrier |
| FS | 37 | Mike Reinfeldt |
| | | |
| K | 16 | Toni Fritsch |
| P | 18 | Cliff Parsley |

OILERS LEADERS

| | |
|------------------|---|
| Rushing | Ronnie Coleman 185-660, 5 TD |
| Receiving | Ken Burrough 43-816, 8 TD |
| Passing | Dan Pastorini 319-169, 1987 yds. 18 INT, 13 TD |
| Scoring | Toni Fritsch 55, 19 PAT, 12 FG |
| Punt Ret. | Billy Johnson 35-539, 2 TD |
| Kick Ret. | Billy Johnson 25-630, 1 TD |
| Punting | Cliff Parsley 77-3030, 39.3 avg. |
| Ints. | Mike Reinfeldt 5-78, 0 TD |
| Tackles | Gregg Bingham 190 (95 solo) |
| QB Sacks | James Young 7.5 |

AMERICAN FOOTBALL CONFERENCE

EASTERN DIVISION

| | W | L | T | Pct. |
|-------------|----|----|---|------|
| Baltimore | 10 | 4 | 0 | .714 |
| Miami | 10 | 4 | 0 | .714 |
| New England | 9 | 5 | 0 | .643 |
| N.Y. Jets | 3 | 11 | 0 | .214 |
| Buffalo | 3 | 11 | 0 | .214 |

CENTRAL DIVISION

| | W | L | T | Pct. |
|------------|---|---|---|------|
| Pittsburgh | 9 | 5 | 0 | .643 |
| Houston | 8 | 6 | 0 | .571 |
| Cincinnati | 8 | 6 | 0 | .571 |
| Cleveland | 6 | 8 | 0 | .429 |

WESTERN DIVISION

| | W | L | T | Pct. |
|-------------|----|----|---|------|
| Denver | 12 | 2 | 0 | .857 |
| * Oakland | 11 | 3 | 0 | .786 |
| San Diego | 7 | 7 | 0 | .500 |
| Seattle | 5 | 9 | 0 | .357 |
| Kansas City | 2 | 12 | 0 | .143 |

* Wild Card for Playoffs

Won 8, Lost 6 Second (Tied)—Central Division Head Coach: O.A. "Bum" Phillips

Preseason (2-4)

| | | | |
|------|----------------|---------|----|
| 8/8 | at Oakland |0 | 40 |
| 8/14 | BALTIMORE |7 | 14 |
| 8/20 | CHICAGO |10 | 14 |
| 8/29 | SAN FRANCISCO |17 | 3 |
| 9/3 | DALLAS |23 | 14 |
| 9/10 | at New Orleans |16 | 20 |

Regular Season (8-6)

| | | | | |
|-------|---------------|---|--------|--------|
| 9/18 | N.Y. JETS | W | 20-0 | 42,181 |
| 9/25 | at Green Bay | W | 16-10 | 56,627 |
| 10/2 | at Miami | L | 7-27 | 51,973 |
| 10/9 | PITTSBURGH | W | 27-10 | 51,644 |
| 10/16 | CLEVELAND | L | 23-24 | 50,738 |
| 10/23 | at Pittsburgh | L | 10-27 | 48,517 |
| 10/30 | at Cincinnati | L | 10-13* | 53,194 |
| 11/6 | CHICAGO | W | 47-0 | 51,177 |
| 11/13 | at Oakland | L | 29-34 | 54,598 |
| 11/20 | at Seattle | W | 22-10 | 63,817 |
| 11/27 | KANSAS CITY | W | 34-20 | 47,701 |
| 12/4 | DENVER | L | 14-24 | 51,455 |
| 12/11 | at Cleveland | W | 19-15 | 46,788 |
| 12/18 | CINCINNATI | W | 21-16 | 50,924 |

* overtime

TEAM STATISTICS

| | Hou. | Av. | Opp. | Av. |
|------------|------|-------|------|-------|
| Total Yds. | 3864 | 276.0 | 3957 | 282.6 |
| Rush Yds. | 1989 | 142.1 | 1815 | 129.6 |
| Pass Yds. | 1875 | 135.9 | 2142 | 153.0 |
| Points | 299 | 21.4 | 230 | 16.4 |

HONORS

Pro Bowl

Robert Brazile, Ken Burrough, Curley Culp, Billy Johnson

All-Pro

Robert Brazile (2nd team),
Ken Burrough (2nd team), Billy Johnson

All-Rookie

Rob Carpenter, Bill Carrier, George Reihner

NATIONAL FOOTBALL CONFERENCE

EASTERN DIVISION

| | W | L | T | Pct. |
|--------------|----|---|---|------|
| Dallas | 12 | 2 | 0 | .857 |
| Washington | 9 | 5 | 0 | .643 |
| St. Louis | 7 | 7 | 0 | .500 |
| Philadelphia | 5 | 9 | 0 | .357 |
| N.Y. Giants | 5 | 9 | 0 | .357 |

CENTRAL DIVISION

| | W | L | T | Pct. |
|-----------|---|----|---|------|
| Minnesota | 9 | 5 | 0 | .643 |
| * Chicago | 9 | 5 | 0 | .643 |
| Detroit | 6 | 8 | 0 | .429 |
| Green Bay | 4 | 10 | 0 | .286 |
| Tampa Bay | 2 | 12 | 0 | .143 |

WESTERN DIVISION

| | W | L | T | Pct. |
|---------------|----|----|---|------|
| Los Angeles | 10 | 4 | 0 | .714 |
| Atlanta | 7 | 7 | 0 | .500 |
| San Francisco | 5 | 9 | 0 | .357 |
| New Orleans | 3 | 11 | 0 | .214 |

* Wild Card for Playoffs

1976 SEASON

USUAL LINEUP

Offense

| | | |
|----|----|--------------------|
| WR | 00 | Ken Burrough |
| LT | 73 | Greg Sampson |
| | 72 | Kevin Hunt |
| LG | 70 | Conway Hayman |
| C | 55 | Carl Mauck |
| RG | 60 | Ed Fisher |
| RT | 75 | Elbert Drungo |
| TE | 82 | Mack Alston |
| WR | 84 | Billy Johnson |
| QB | 7 | Dan Pastorini (12) |
| | 21 | John Hadl (4) |
| RB | 47 | Ronnie Coleman |
| FB | 44 | Fred Willis |

Defense

| | | |
|-----|----|------------------|
| LE | 85 | Tody Smith |
| | 68 | Al Burton |
| LT | 78 | Curley Culp |
| RT | 65 | Elvin Bethea |
| RE | 59 | Ted Washington |
| LLB | 57 | Steve Kiner |
| MLB | 54 | Gregg Bingham |
| RLB | 52 | Robert Brazile |
| LCB | 19 | Willie Alexander |
| RCB | 22 | Zeke Moore |
| SS | 37 | Mike Reinfeldt |
| FS | 38 | C.L. Whittington |
| K | 2 | Skip Butler |
| P | 7 | Dan Pastorini |

OILERS LEADERS

| | |
|------------------|---|
| Rushing | Ronnie Coleman 171-684, 2 TD |
| Receiving | Ken Burrough 51-932, 7 TD |
| Passing | Dan Pastorini 309-167, 1785 yds. 10 INT, 10 TD |
| Scoring | Skip Butler 72, 24 PAT, 16 FG |
| Punt Ret. | Billy Johnson 39-397, 0 TD |
| Kick Ret. | Billy Johnson 26-579, 0 TD |
| Punting | Dan Pastorini 70-2571, 36.7 avg. |
| Ints. | C. L. Whittington 5-103, 0 TD |
| Tackles | Gregg Bingham 191 (100 solo) |
| QB Sacks | Elvin Bethea 14.5 |

AMERICAN FOOTBALL CONFERENCE

EASTERN DIVISION

| | W | L | T | Pct. |
|---------------|----|----|---|------|
| Baltimore | 11 | 3 | 0 | .786 |
| * New England | 11 | 3 | 0 | .786 |
| Miami | 6 | 8 | 0 | .429 |
| N.Y. Jets | 3 | 11 | 0 | .214 |
| Buffalo | 2 | 12 | 0 | .143 |

CENTRAL DIVISION

| | W | L | T | Pct. |
|------------|----|---|---|------|
| Pittsburgh | 10 | 4 | 0 | .714 |
| Cincinnati | 10 | 4 | 0 | .714 |
| Cleveland | 9 | 5 | 0 | .643 |
| Houston | 5 | 9 | 0 | .357 |

WESTERN DIVISION

| | W | L | T | Pct. |
|-------------|----|----|---|------|
| Oakland | 13 | 1 | 0 | .929 |
| Denver | 9 | 5 | 0 | .643 |
| San Diego | 6 | 8 | 0 | .429 |
| Kansas City | 5 | 9 | 0 | .357 |
| Tampa Bay | 0 | 14 | 0 | .000 |

* Wild Card for Playoffs

Won 5, Lost 9 Fourth-Central Division Head Coach: O.A. "Bum" Phillips

Preseason (0-6)

| | | | | |
|------|----------------|-------|----|-----|
| 8/2 | at Kansas City | | 3 | 9* |
| 8/7 | NEW ORLEANS | | 10 | 13 |
| 8/14 | N.Y. GIANTS | | 14 | 30 |
| 8/21 | N.Y. JETS | | 24 | 27 |
| 8/28 | MIAMI | | 6 | 10 |
| 9/4 | at Dallas | | 20 | 26* |

Regular Season (5-9)

| | | | | |
|-------|----------------|---|-------|--------|
| 9/12 | TAMPA BAY | W | 20-0 | 43,911 |
| 9/19 | at Buffalo | W | 13-3 | 63,667 |
| 9/26 | OAKLAND | L | 13-14 | 45,426 |
| 10/3 | at New Orleans | W | 31-26 | 56,561 |
| 10/10 | DENVER | W | 17-3 | 51,041 |
| 10/17 | at San Diego | L | 27-30 | 33,327 |
| 10/24 | CINCINNATI | L | 7-27 | 50,968 |
| 11/1 | at Baltimore | L | 14-38 | 60,020 |
| 11/7 | CLEVELAND | L | 7-21 | 47,073 |
| 11/14 | at Cincinnati | L | 27-31 | 59,574 |
| 11/21 | at Pittsburgh | L | 16-32 | 47,947 |
| 11/28 | ATLANTA | W | 20-14 | 41,039 |
| 12/5 | at Cleveland | L | 10-13 | 60,226 |
| 12/11 | PITTSBURGH | L | 0-21 | 52,437 |

* overtime

TEAM STATISTICS

| | Hou. | Avg. | Opp. | Avg. |
|-------------------|------|-------|------|-------|
| Total Yds. | 3570 | 255.0 | 3987 | 284.8 |
| Rush Yds. | 1498 | 107.0 | 2072 | 148.0 |
| Pass Yds. | 2072 | 148.0 | 1915 | 136.8 |
| Points | 222 | 15.8 | 273 | 19.5 |

HONORS

Pro Bowl

Robert Brazile, Curley Culp

All-Pro

Robert Brazile

NATIONAL FOOTBALL CONFERENCE

EASTERN DIVISION

| | W | L | T | Pct. |
|--------------|----|----|---|------|
| Dallas | 11 | 3 | 0 | .786 |
| * Washington | 10 | 4 | 0 | .714 |
| St. Louis | 10 | 4 | 0 | .714 |
| Philadelphia | 9 | 10 | 0 | .286 |
| N.Y. Giants | 3 | 11 | 0 | .214 |

CENTRAL DIVISION

| | W | L | T | Pct. |
|-----------|----|---|---|------|
| Minnesota | 11 | 2 | 1 | .821 |
| Chicago | 7 | 7 | 0 | .500 |
| Detroit | 6 | 8 | 0 | .429 |
| Green Bay | 5 | 9 | 0 | .357 |

WESTERN DIVISION

| | W | L | T | Pct. |
|---------------|----|----|---|------|
| Los Angeles | 10 | 3 | 1 | .750 |
| San Francisco | 8 | 6 | 0 | .571 |
| Atlanta | 4 | 10 | 0 | .286 |
| New Orleans | 4 | 10 | 0 | .286 |
| Seattle | 2 | 12 | 0 | .143 |

* Wild Card for Playoffs

1975 SEASON

USUAL LINEUP

Offense

| | | |
|----|----|----------------|
| WR | 00 | Ken Burrough |
| LT | 73 | Greg Sampson |
| LG | 64 | Ron Saul |
| C | 55 | Carl Mauck |
| RG | 60 | Ed Fisher |
| RT | 75 | Elbert Drungo |
| TE | 82 | Mack Alston |
| WR | 84 | Billy Johnson |
| QB | 7 | Dan Pastorini |
| RB | 47 | Ronnie Coleman |
| FB | 30 | Don Hardeman |

Defense

| | | |
|-----|----|------------------|
| LE | 85 | Tody Smith |
| LT | 78 | Curley Culp |
| RT | 65 | Elvin Bethea |
| RE | 59 | Ted Washington |
| LLB | 57 | Steve Kiner |
| MLB | 54 | Gregg Bingham |
| RLB | 52 | Robert Brazile |
| LCB | 19 | Willie Alexander |
| RCB | 22 | Zeke Moore |
| SS | 29 | Willie Germany |
| FS | 48 | Bob Atkins |
| | 38 | C.L. Whittington |

| | | |
|---|---|---------------|
| K | 2 | Skip Butler |
| P | 7 | Dan Pastorini |

OILERS LEADERS

| | |
|------------------|---|
| Rushing | Ronnie Coleman 175-790, 5 TD |
| Receiving | Ken Burrough 53-1063, 8 TD |
| Passing | Dan Pastorini 342-163, 2053 yds. 16 INT, 14 TD |
| Scoring | Skip Butler 85, 31 PAT, 18 FG |
| Punt Ret. | Billy Johnson 40-612, 3 TD |
| Kick Ret. | Billy Johnson 33-798, 1 TD |
| Punting | Dan Pastorini 62-2447, 39.5 avg |
| Ints. | Zeke Moore 5-137, 0 TD |
| Tackles | Gregg Bingham 185 (110 solo) |
| QB Sacks | Curley Culp 11.5 |

AMERICAN FOOTBALL CONFERENCE

EASTERN DIVISION

| | W | L | T | Pct. |
|-------------|----|----|---|------|
| Baltimore | 10 | 4 | 0 | .714 |
| Miami | 10 | 4 | 0 | .714 |
| Buffalo | 8 | 6 | 0 | .571 |
| New England | 3 | 11 | 0 | .214 |
| N.Y. Jets | 3 | 11 | 0 | .214 |

CENTRAL DIVISION

| | W | L | T | Pct. |
|--------------|----|----|---|------|
| Pittsburgh | 12 | 2 | 0 | .857 |
| * Cincinnati | 11 | 3 | 0 | .786 |
| Houston | 10 | 4 | 0 | .714 |
| Cleveland | 3 | 11 | 0 | .214 |

WESTERN DIVISION

| | W | L | T | Pct. |
|-------------|----|----|---|------|
| Oakland | 11 | 3 | 0 | .786 |
| Denver | 6 | 8 | 0 | .429 |
| Kansas City | 5 | 9 | 0 | .357 |
| San Diego | 2 | 12 | 0 | .143 |

* Wild Card for Playoffs

Won 10, Lost 4
Third—Central Division
Head Coach: O.A. "Bum" Phillips

Preseason (3-3)

| | | | | |
|------|----------------|-------|----|----|
| 8/9 | at New Orleans | | 13 | 7 |
| 8/16 | WASHINGTON | | 24 | 13 |
| 8/23 | at Denver | | 21 | 27 |
| 8/30 | DALLAS | | 14 | 17 |
| 9/8 | BALTIMORE | | 21 | 26 |
| 9/13 | at Chicago | | 24 | 13 |

Regular Season (10-4)

| | | | | |
|-------|------------------|---|-------|--------|
| 9/21 | at New England | W | 7-0 | 54,212 |
| 9/28 | SAN DIEGO | W | 33-17 | 37,602 |
| 10/5 | CINCINNATI | L | 19-21 | 45,321 |
| 10/12 | at Cleveland | W | 40-10 | 49,984 |
| 10/19 | WASHINGTON | W | 13-10 | 51,911 |
| 10/26 | DETROIT | W | 24-8 | 50,084 |
| 11/2 | at Kansas City | W | 17-13 | 65,449 |
| 11/9 | at Pittsburgh | L | 17-24 | 49,460 |
| 11/16 | MIAMI | W | 20-19 | 51,755 |
| 11/24 | PITTSBURGH | L | 9-32 | 51,851 |
| 11/30 | at Cincinnati | L | 19-23 | 59,574 |
| 12/7 | at San Francisco | W | 27-13 | 49,618 |
| 12/14 | at Oakland | W | 27-26 | 54,020 |
| 12/21 | CLEVELAND | W | 21-10 | 47,934 |

TEAM STATISTICS

| | Hou. | Avg. | Opp. | Avg. |
|------------|------|-------|------|-------|
| Total Yds. | 3937 | 281.2 | 4137 | 295.5 |
| Rush Yds. | 2068 | 147.7 | 1680 | 120.0 |
| Pass Yds. | 1869 | 133.5 | 2457 | 175.5 |
| Points | 293 | 20.9 | 226 | 16.1 |

HONORS

Pro Bowl

Elvin Bethea, Ken Burrough, Curley Culp,
Billy Johnson, Dan Pastorini

All-Pro

Elvin Bethea, Curley Culp,
Billy Johnson

Rookie of Year

Robert Brazile

NATIONAL FOOTBALL CONFERENCE

EASTERN DIVISION

| | W | L | T | Pct. |
|--------------|----|----|---|------|
| St. Louis | 11 | 3 | 0 | .786 |
| * Dallas | 10 | 4 | 0 | .714 |
| Washington | 8 | 6 | 0 | .571 |
| N.Y. Giants | 5 | 9 | 0 | .357 |
| Philadelphia | 4 | 10 | 0 | .286 |

CENTRAL DIVISION

| | W | L | T | Pct. |
|-----------|----|----|---|------|
| Minnesota | 12 | 2 | 0 | .857 |
| Detroit | 7 | 7 | 0 | .500 |
| Chicago | 4 | 10 | 0 | .286 |
| Green Bay | 4 | 10 | 0 | .286 |

WESTERN DIVISION

| | W | L | T | Pct. |
|---------------|----|----|---|------|
| Los Angeles | 12 | 2 | 0 | .857 |
| San Francisco | 5 | 9 | 0 | .357 |
| Atlanta | 4 | 10 | 0 | .286 |
| New Orleans | 2 | 12 | 0 | .143 |

* Wild Card for Playoffs

1974 SEASON

USUAL LINEUP

Offense

| | | |
|----|----|--------------------|
| WR | 00 | Ken Burrough |
| LT | 73 | Greg Sampson |
| LG | 61 | Harris Jones |
| | 64 | Ron Saul |
| C | 77 | Sid Smith |
| | 53 | Fred Hoaglin |
| RG | 68 | Brian Goodman |
| RT | 75 | Elbert Drungo |
| TE | 82 | Max Alston |
| WR | 20 | Billy Parks |
| QB | 7 | Dan Pastorini (10) |
| | 10 | Lynn Dickey (4) |
| RB | 23 | Vic Washington |
| | 44 | Fred Willis |
| FB | 34 | Willie Rodgers |

Defense

| | | |
|-----|----|------------------|
| LE | 85 | Tody Smith |
| LT | 78 | Curley Culp |
| RT | 65 | Elvin Betha |
| RE | 76 | Al Cowlings |
| | 52 | Duane Benson |
| LLB | 54 | Gregg Bingham |
| MLB | 57 | Steve Kiner |
| RLB | 59 | Ted Washington |
| LCB | 19 | Willie Alexander |
| RCB | 22 | Zeke Moore |
| SS | 25 | Al Johnson |
| FS | 48 | Bob Atkins |
| | | |
| K | 2 | Skip Butler |
| P | 4 | David Beverly |

OILERS LEADERS

| | |
|------------------|---|
| Rushing | Willie Rodgers 122-413, 5 TD |
| Receiving | Ken Burrough 36-492, 2 TD |
| Passing | Dan Pastorini 247-140, 1571 yds. 10 INT, 10 TD |
| Scoring | Skip Butler 56, 29 PAT, 9 FG |
| Punt Ret. | Billy Johnson 30-309, 0 TD |
| Kick Ret. | Billy Johnson 29-785, 0 TD |
| Punting | David Beverly 79-3100, 39.2 avg. |
| Ints. | Bob Atkins 6-85, 0 TD |
| Tackles | Gregg Bingham 206 (128 solo) |
| QB Sacks | Ted Washington 11 |

AMERICAN FOOTBALL CONFERENCE

EASTERN DIVISION

| | W | L | T | Pct. |
|-------------|----|----|---|------|
| Miami | 11 | 3 | 0 | .786 |
| * Buffalo | 9 | 5 | 0 | .643 |
| New England | 7 | 7 | 0 | .500 |
| N.Y. Jets | 7 | 7 | 0 | .500 |
| Baltimore | 2 | 12 | 0 | .143 |

CENTRAL DIVISION

| | W | L | T | Pct. |
|------------|----|----|---|------|
| Pittsburgh | 10 | 3 | 1 | .750 |
| Cincinnati | 7 | 7 | 0 | .500 |
| Houston | 7 | 7 | 0 | .500 |
| Cleveland | 4 | 10 | 0 | .286 |

WESTERN DIVISION

| | W | L | T | Pct. |
|-------------|----|---|---|------|
| Oakland | 12 | 2 | 0 | .857 |
| Denver | 7 | 6 | 1 | .536 |
| Kansas City | 5 | 9 | 0 | .357 |
| San Diego | 5 | 9 | 0 | .357 |

* Wild Card for Playoffs

Won 7, Lost 7 Second (Tied)—Central Division Head Coach: Sid Gillman

Preseason (3-3)

| | | | | |
|------|---------------|-------|----|----|
| 8/3 | N.Y. GIANTS | | 16 | 7 |
| 8/9 | at Washington | | 48 | 3 |
| 8/17 | at Dallas | | 13 | 19 |
| 8/26 | ATLANTA | | 6 | 10 |
| 8/31 | CHICAGO | | 37 | 20 |
| 9/7 | NEW ORLEANS | | 16 | 24 |

Regular Season (7-7)

| | | | | |
|-------|---------------|---|-------|--------|
| 9/15 | SAN DIEGO | W | 21-14 | 25,317 |
| 9/22 | at Cleveland | L | 7-20 | 58,988 |
| 9/29 | KANSAS CITY | L | 7-17 | 28,538 |
| 10/6 | PITTSBURGH | L | 7-13 | 30,049 |
| 10/13 | at Minnesota | L | 10-51 | 48,006 |
| 10/20 | ST. LOUIS | L | 27-31 | 26,371 |
| 10/27 | at Cincinnati | W | 34-21 | 55,434 |
| 11/3 | at N.Y. Jets | W | 27-22 | 47,218 |
| 11/10 | at Buffalo | W | 21-9 | 79,223 |
| 11/17 | CINCINNATI | W | 20-3 | 44,054 |
| 11/24 | DALLAS | L | 0-10 | 49,775 |
| 12/1 | at Pittsburgh | W | 13-10 | 41,195 |
| 12/8 | at Denver | L | 14-38 | 47,142 |
| 12/15 | CLEVELAND | W | 28-24 | 33,299 |

TEAM STATISTICS

| | Hou. | Av. | Opp. | Av. |
|------------|------|-------|------|-------|
| Total Yds. | 3338 | 238.4 | 4425 | 316.1 |
| Rush Yds. | 1361 | 97.2 | 2050 | 146.4 |
| Pass Yds. | 1977 | 141.2 | 2376 | 169.6 |
| Points | 236 | 16.9 | 282 | 20.1 |

HONORS

Pro Bowl
Elvin Betha
Coach of Year
Sid Gillman

NATIONAL FOOTBALL CONFERENCE

EASTERN DIVISION

| | W | L | T | Pct. |
|---------------|----|----|---|------|
| St. Louis | 10 | 4 | 0 | .714 |
| * Washington | 10 | 4 | 0 | .714 |
| Dallas | 8 | 6 | 0 | .571 |
| Philadelphia | 7 | 7 | 0 | .500 |
| * N.Y. Giants | 2 | 12 | 0 | .143 |

CENTRAL DIVISION

| | W | L | T | Pct. |
|-------------|----|----|---|------|
| Minnesota | 10 | 4 | 0 | .714 |
| Detroit | 7 | 7 | 0 | .500 |
| * Green Bay | 6 | 8 | 0 | .429 |
| Chicago | 4 | 10 | 0 | .286 |

WESTERN DIVISION

| | W | L | T | Pct. |
|---------------|----|----|---|------|
| Los Angeles | 10 | 4 | 0 | .714 |
| San Francisco | 6 | 8 | 0 | .429 |
| New Orleans | 5 | 9 | 0 | .357 |
| Atlanta | 3 | 11 | 0 | .214 |

* Wild Card for Playoffs

1973 SEASON

USUAL LINEUP

Offense

| | | |
|----|----|--------------------|
| WR | 00 | Ken Burrough |
| LT | 66 | Tom Funchess |
| LG | 69 | Solomon Freelon |
| C | 57 | Sam Grunecien |
| RG | 60 | Al Jenkins |
| RT | 75 | Elbert Drungo |
| | 63 | Levert Carr |
| TE | 82 | Mack Alston |
| WR | 20 | Billy Parks |
| QB | 7 | Dan Pastorini (10) |
| | 10 | Lynn Dickey (4) |
| RB | 36 | Bob Gresham |
| FB | 44 | Fred Willis |

Defense

| | | |
|-----|----|------------------|
| LE | 70 | Tody Smith |
| LT | 76 | Al Cowlings |
| RE | 78 | John Matuszak |
| RE | 65 | Elvin Bethea |
| LLB | 85 | Floyd Rice |
| | 55 | Ralph Cindrich |
| MLB | 54 | Gregg Bingham |
| RLB | 56 | Guy Roberts |
| LCB | 22 | Zekc Moore |
| RCB | 19 | Willie Alexander |
| SS | 37 | Jeff Severson |
| FS | 48 | Bob Atkins |
| | 27 | Joe Blahak |
| K | 2 | Skip Butler |
| P | 2 | Skip Butler |
| | 7 | Dan Pastorini |

OILERS LEADERS

| | |
|------------------|--|
| Rushing | Fred Willis 171-579, 4 TD |
| Receiving | Fred Willis 57-371, 1 TD |
| Passing | Dan Pastorini 290-154, 1482 yds. 17 INT, 5 TD |
| Scoring | Skip Butler 66, 15 PAT, 21 FG |
| Punt Ret. | Jeff Severson 16-126, 0 TD |
| Kick Ret. | Bob Gresham 27-723, 1 TD |
| Punting | Skip Butler 36-1344, 37.3 avg. |
| Ints. | G. Roberts 4-55, 0 TD; Severson 4-24, 0 TD |
| QB Sacks | Elvin Bethea 17 |

Won 1, Lost 13
Fourth—Central Division
Head Coach: Bill Peterson (5 Games)
Sid Gillman (9 Games)

Preseason (2-4)

| | | | | |
|------|----------------|-------|----|----|
| 8/3 | N.Y. JETS | | 13 | 16 |
| 8/11 | CHICAGO | | 7 | 34 |
| 8/18 | at Green Bay | | 14 | 35 |
| 8/23 | DALLAS | | 27 | 24 |
| 9/1 | BALTIMORE | | 20 | 9 |
| 9/9 | at New Orleans | | 10 | 16 |

Regular Season (1-13)

| | | | | |
|-------|----------------|---|-------|--------|
| 9/16 | at N.Y. Giants | L | 14-34 | 57,979 |
| 9/23 | at Cincinnati | L | 10-24 | 51,823 |
| 9/30 | PITTSBURGH | L | 7-36 | 39,331 |
| 10/7 | L.A. RAMS | L | 26-31 | 34,874 |
| 10/14 | DENVER | L | 20-48 | 32,801 |
| 10/21 | at Cleveland | L | 13-42 | 61,146 |
| 10/28 | at Chicago | L | 14-35 | 43,755 |
| 11/4 | at Baltimore | W | 31-27 | 52,707 |
| 11/11 | CLEVELAND | L | 13-23 | 37,280 |
| 11/18 | at Kansas City | L | 14-39 | 68,444 |
| 11/25 | NEW ENGLAND | L | 0-32 | 27,344 |
| 12/2 | OAKLAND | L | 6-17 | 25,801 |
| 12/9 | at Pittsburgh | L | 7-33 | 38,004 |
| 12/16 | CINCINNATI | L | 24-27 | 21,955 |

TEAM STATISTICS

| | Hou. | Avg. | Opp. | Avg. |
|------------|-------------|-------------|-------------|-------------|
| Total Yds. | 3307 | 236.2 | 4647 | 331.9 |
| Rush Yds. | 1388 | 99.1 | 2410 | 172.1 |
| Pass Yds. | 1919 | 137.1 | 2237 | 159.8 |
| Points | 199 | 14.2 | 447 | 31.9 |

HONORS

Pro Bowl

Elvin Bethea

All-Rookie

Gregg Bingham,
John Matuszak

AMERICAN FOOTBALL CONFERENCE

EASTERN DIVISION

| | W | L | T | Pct. |
|-------------|----|----|---|------|
| Miami | 12 | 2 | 0 | .857 |
| Buffalo | 9 | 5 | 0 | .643 |
| New England | 5 | 9 | 0 | .357 |
| Baltimore | 4 | 10 | 0 | .286 |
| N.Y. Jets | 4 | 10 | 0 | .286 |

CENTRAL DIVISION

| | W | L | T | Pct. |
|--------------|----|----|---|------|
| Cincinnati | 10 | 4 | 0 | .714 |
| * Pittsburgh | 10 | 4 | 0 | .714 |
| Cleveland | 7 | 5 | 2 | .571 |
| Houston | 1 | 13 | 0 | .071 |

WESTERN DIVISION

| | W | L | T | Pct. |
|-------------|---|----|---|------|
| Oakland | 9 | 4 | 1 | .679 |
| Denver | 7 | 5 | 2 | .571 |
| Kansas City | 7 | 5 | 2 | .571 |
| San Diego | 2 | 11 | 1 | .179 |

* Wild Card for Playoffs

NATIONAL FOOTBALL CONFERENCE

EASTERN DIVISION

| | W | L | T | Pct. |
|---------------|----|----|---|------|
| Dallas | 10 | 4 | 0 | .714 |
| * Washington | 10 | 4 | 0 | .714 |
| Philadelphia | 5 | 8 | 1 | .393 |
| St. Louis | 4 | 9 | 1 | .321 |
| * N.Y. Giants | 2 | 11 | 1 | .179 |

CENTRAL DIVISION

| | W | L | T | Pct. |
|-----------|----|----|---|------|
| Minnesota | 12 | 2 | 0 | .857 |
| Detroit | 6 | 7 | 1 | .464 |
| Green Bay | 5 | 7 | 2 | .429 |
| Chicago | 3 | 11 | 0 | .214 |

WESTERN DIVISION

| | W | L | T | Pct. |
|---------------|----|---|---|------|
| Los Angeles | 12 | 2 | 0 | .857 |
| Atlanta | 9 | 5 | 0 | .643 |
| New Orleans | 5 | 9 | 0 | .357 |
| San Francisco | 5 | 9 | 0 | .357 |

* Wild Card for Playoffs

USUAL LINEUP

Offense

| | | |
|----|----|----------------|
| WR | 18 | Charlie Joiner |
| | 87 | Dave Smith |
| LT | 66 | Tom Funchess |
| LG | 60 | Tom Regner |
| C | 51 | Calvin Hunt |
| RG | 64 | Ron Saul |
| RT | 63 | Levert Carr |
| TE | 89 | Alvin Reed |
| WR | 00 | Ken Burrough |
| QB | 7 | Dan Pastorini |
| RB | 18 | Paul Robinson |
| FB | 44 | Fred Willis |
| | 30 | Hoyle Granger |

Defense

| | | |
|-----|----|------------------|
| LE | 79 | Pat Holmes |
| ET | 78 | Mike Tilleman |
| RT | 73 | Leo Brooks |
| RE | 65 | Elvin Bethea |
| LLB | 85 | Floyd Rice |
| MLB | 58 | Ron Pritchard |
| | 52 | Garland Boyette |
| RLB | 59 | Phil Croyle |
| | 90 | George Webster |
| LCB | 19 | Willie Alexander |
| RCB | 33 | Benny Johnson |
| SS | 29 | Ken Houston |
| FS | 25 | John Charles |
| | | |
| K | 2 | Skip Butler |
| P | 7 | Dan Pastorini |

OILERS LEADERS

| | |
|------------------|--|
| Rushing | Fred Willis 134-461, 0 TD |
| Receiving | Fred Willis 45-297, 2 TD |
| Passing | Dan Pastorini 299-144, 1711 yds. 11 INT, 7 TD |
| Scoring | Skip Butler 51, 12 PAT, 16 FG |
| Punt Ret. | Ken Houston 25-148, 0 TD |
| Kick Ret. | Willie Rodgers 17-335, 0 TD |
| Punting | Dan Pastorini 82-3581, 41.2 avg. |
| Ints. | Atkins 2-37, 0 TD; Charles 2-6, 0 TD |
| QB Sacks | Mike Tilleman 12 |

AMERICAN FOOTBALL CONFERENCE

EASTERN DIVISION

| | W | L | T | Pct. |
|-------------|----|----|---|-------|
| Miami | 14 | 0 | 0 | 1.000 |
| N.Y. Jets | 7 | 7 | 0 | .500 |
| Baltimore | 5 | 9 | 0 | .357 |
| Buffalo | 4 | 9 | 1 | .321 |
| New England | 3 | 11 | 0 | .214 |

CENTRAL DIVISION

| | W | L | T | Pct. |
|-------------|----|----|---|------|
| Pittsburgh | 11 | 3 | 0 | .786 |
| * Cleveland | 10 | 4 | 0 | .714 |
| Cincinnati | 8 | 6 | 0 | .571 |
| Houston | 1 | 13 | 0 | .071 |

WESTERN DIVISION

| | W | L | T | Pct. |
|-------------|----|---|---|------|
| Oakland | 10 | 3 | 1 | .750 |
| Kansas City | 8 | 6 | 0 | .571 |
| Denver | 5 | 9 | 0 | .357 |
| San Diego | 4 | 9 | 1 | .321 |

* Wild Card for Playoffs

Won 1, Lost 13 Fourth-Central Division Head Coach: Bill Peterson

Preseason (2-3-1)

| | | | |
|------|--------------|----|----|
| 8/5 | at Dallas | 24 | 25 |
| 8/10 | at Chicago | 17 | 20 |
| 8/19 | GREEN BAY | 20 | 3 |
| 8/24 | ST. LOUIS | 33 | 24 |
| 9/4 | at Minnesota | 14 | 26 |
| 9/10 | NEW ORLEANS | 14 | 14 |

Regular Season (1-13)

| | | | | |
|-------|---------------|---|-------|--------|
| 9/17 | at Denver | L | 17-30 | 51,656 |
| 9/24 | at Miami | L | 13-34 | 77,821 |
| 10/1 | N.Y. JETS | W | 26-20 | 51,423 |
| 10/9 | OAKLAND | L | 0-34 | 51,378 |
| 10/15 | at Pittsburgh | L | 7-24 | 42,929 |
| 10/22 | CLEVELAND | L | 17-23 | 38,113 |
| 10/29 | at Cincinnati | L | 7-30 | 59,409 |
| 11/5 | at Cleveland | L | 0-20 | 61,985 |
| 11/12 | PHILADELPHIA | L | 17-18 | 34,175 |
| 11/19 | GREEN BAY | L | 10-23 | 41,752 |
| 11/26 | at San Diego | L | 20-34 | 46,289 |
| 12/3 | at Atlanta | L | 10-20 | 58,850 |
| 12/10 | PITTSBURGH | L | 3-9 | 36,528 |
| 12/17 | CINCINNATI | L | 17-61 | 32,482 |

TEAM STATISTICS

| | Hon. | Avg. | Opp. | Avg. |
|------------|------|-------|------|-------|
| Total Yds. | 3191 | 227.9 | 4734 | 338.1 |
| Rush Yds. | 1518 | 108.4 | 2591 | 185.1 |
| Pass Yds. | 1673 | 119.5 | 2143 | 153.1 |
| Points | 164 | 11.7 | 380 | 27.1 |

HONORS

| |
|---------------------------|
| Pro Bowl |
| Elvin Bethea, Ken Houston |
| All-Pro |
| Elvin Bethea |
| All-Rookie |
| Guy Murdock |

NATIONAL FOOTBALL CONFERENCE

EASTERN DIVISION

| | W | L | T | Pct. |
|--------------|----|----|---|------|
| Washington | 11 | 3 | 0 | .786 |
| * Dallas | 10 | 4 | 0 | .714 |
| N.Y. Giants | 8 | 6 | 0 | .571 |
| St. Louis | 4 | 9 | 1 | .321 |
| Philadelphia | 2 | 11 | 1 | .179 |

CENTRAL DIVISION

| | W | L | T | Pct. |
|-----------|----|---|---|------|
| Green Bay | 10 | 4 | 0 | .714 |
| Detroit | 8 | 5 | 1 | .607 |
| Minnesota | 7 | 7 | 0 | .500 |
| Chicago | 4 | 9 | 1 | .321 |

WESTERN DIVISION

| | W | L | T | Pct. |
|---------------|---|----|---|------|
| San Francisco | 8 | 5 | 1 | .607 |
| Atlanta | 7 | 7 | 0 | .500 |
| Los Angeles | 6 | 7 | 1 | .464 |
| New Orleans | 2 | 11 | 1 | .179 |

* Wild Card for Playoffs

1971 SEASON

USUAL LINEUP

Offense

| | | |
|----|----|---------------------|
| WR | 81 | Jim Beirne |
| LT | 74 | Gene Ferguson |
| LG | 56 | Bob Young |
| C | 76 | Walt Suggs |
| | 62 | Jerry Sturm |
| RG | 75 | Elbert Drungo |
| RT | 77 | Sam Walton |
| TE | 89 | Alvin Reed |
| | 83 | Willie Frazier |
| WR | 18 | Charlie Joiner |
| QB | 7 | Dan Pastorini (7) |
| | 12 | Charley Johnson (5) |
| RB | 35 | Woody Campbell |
| FB | 39 | Robert Holmes |
| | 34 | Joe Dawkins |

Defense

| | | |
|-----|----|------------------|
| LE | 79 | Pat Holmes |
| LT | 78 | Mike Tillman |
| RT | 82 | Ron Billingsley |
| RE | 65 | Elvin Bethea |
| LLB | 90 | George Webster |
| MLB | 52 | Garland Boyette |
| RLB | 58 | Ron Pritchard |
| LCB | 22 | Zeke Moore |
| RCB | 19 | Willie Alexander |
| | 33 | Benny Johnson |
| SS | 29 | Ken Houston |
| FS | 25 | John Charles |
| | | |
| K | 11 | Mark Moseley |
| P | 7 | Dan Pastorini |

OILERS LEADERS

| | |
|------------------|--|
| Rushing | Robert Holmes 112-323, 4 TD |
| Receiving | Jim Beirne 38-550, 1 TD |
| Passing | Dan Pastorini 270-127, 1702 yds. 21 INT, 7 TD |
| Scoring | Mark Moseley 73, 25 PAT, 16 FG |
| Punt Ret. | Linzey Cole 14-107, 0 TD |
| Kick Ret. | Linzey Cole 32-834, 0 TD |
| Punting | Dan Pastorini 75-3044, 40.6 avg. |
| Ints. | Ken Houston 9-220, 4 TD |
| QB Sacks | Elvin Bethea 13 |

AMERICAN FOOTBALL CONFERENCE

EASTERN DIVISION

| | W | L | T | Pct. |
|-------------|----|----|---|------|
| Miami | 10 | 3 | 1 | .769 |
| * Baltimore | 10 | 4 | 0 | .714 |
| New England | 6 | 8 | 0 | .429 |
| N.Y. Jets | 6 | 8 | 0 | .429 |
| Buffalo | 1 | 13 | 0 | .071 |

CENTRAL DIVISION

| | W | L | T | Pct. |
|------------|---|----|---|------|
| Cleveland | 9 | 5 | 0 | .643 |
| Pittsburgh | 6 | 8 | 0 | .429 |
| Houston | 4 | 9 | 1 | .308 |
| Cincinnati | 4 | 10 | 0 | .286 |

WESTERN DIVISION

| | W | L | T | Pct. |
|-------------|----|---|---|------|
| Kansas City | 10 | 3 | 1 | .769 |
| Oakland | 8 | 4 | 2 | .667 |
| San Diego | 6 | 8 | 0 | .429 |
| Denver | 4 | 9 | 1 | .308 |

* Wild Card for Playoffs

Won 4, Lost 9, Tied 1 Third—Central Division Head Coach: Ed Hughes

Preseason (4-3)

| | | | |
|------|------------------------|---------|----|
| 7/31 | L.A. Rams (Canton, OH) |6 | 17 |
| 8/9 | N.Y. GIANTS |35 | 6 |
| 8/14 | at St. Louis |14 | 16 |
| 8/21 | PHILADELPHIA |21 | 17 |
| 8/26 | DALLAS |20 | 28 |
| 9/4 | CHICAGO |37 | 17 |
| 9/12 | at New Orleans |24 | 17 |

Regular Season (4-9-1)

| | | | | |
|-------|----------------|---|-------|--------|
| 9/19 | at Cleveland | L | 0-31 | 73,387 |
| 9/26 | KANSAS CITY | L | 16-20 | 46,498 |
| 10/3 | NEW ORLEANS | T | 13-13 | 47,966 |
| 10/10 | at Washington | L | 13-22 | 54,041 |
| 10/17 | DETROIT | L | 7-31 | 45,885 |
| 10/24 | at Pittsburgh | L | 16-23 | 45,872 |
| 10/31 | CINCINNATI | W | 10-6 | 37,947 |
| 11/7 | at New England | L | 20-28 | 53,155 |
| 11/14 | at Oakland | L | 21-41 | 54,705 |
| 11/21 | at Cincinnati | L | 13-28 | 59,390 |
| 11/28 | CLEVELAND | L | 24-37 | 37,921 |
| 12/5 | PITTSBURGH | W | 29-3 | 37,778 |
| 12/12 | at Buffalo | W | 20-14 | 28,107 |
| 12/19 | SAN DIEGO | W | 49-33 | 35,959 |

TEAM STATISTICS

| | Hou. | Avg. | Opp. | Avg. |
|------------|------|-------|------|-------|
| Total Yds. | 3515 | 251.1 | 3795 | 271.1 |
| Rush Yds. | 1106 | 79.0 | 1723 | 123.1 |
| Pass Yds. | 2409 | 172.1 | 2072 | 148.0 |
| Points | 251 | 17.9 | 330 | 23.6 |

HONORS

Pro Bowl

Elvin Bethea, Ken Houston

All-Pro

Ken Houston

NATIONAL FOOTBALL CONFERENCE

EASTERN DIVISION

| | W | L | T | Pct. |
|--------------|----|----|---|------|
| Dallas | 11 | 3 | 0 | .786 |
| * Washington | 9 | 4 | 1 | .692 |
| Philadelphia | 6 | 7 | 1 | .462 |
| St. Louis | 4 | 9 | 1 | .308 |
| N.Y. Giants | 4 | 10 | 0 | .286 |

CENTRAL DIVISION

| | W | L | T | Pct. |
|-----------|----|---|---|------|
| Minnesota | 11 | 3 | 0 | .786 |
| Detroit | 7 | 6 | 1 | .538 |
| Chicago | 6 | 8 | 0 | .429 |
| Green Bay | 4 | 8 | 2 | .333 |

WESTERN DIVISION

| | W | L | T | Pct. |
|---------------|---|---|---|------|
| San Francisco | 9 | 5 | 0 | .643 |
| Los Angeles | 8 | 5 | 1 | .615 |
| Atlanta | 7 | 6 | 1 | .538 |
| New Orleans | 4 | 8 | 2 | .333 |

* Wild Card for Playoffs

1970 SEASON

USUAL LINEUP

Offense

| | | |
|----|----|----------------------|
| WR | 18 | Charlie Joiner |
| | 81 | Jim Beirne |
| LT | 76 | Walt Suggs |
| LG | 62 | Ken Gray |
| C | 50 | Bobby Maples |
| RG | 75 | Elbert Drungo |
| RT | 78 | Glen Ray Hines |
| TE | 89 | Alvin Reed |
| WR | 23 | Jerry LeVias |
| QB | 12 | Charley Johnson (10) |
| | 17 | Jerry Rhome (4) |
| RB | 24 | Mike Richardson |
| | 35 | Woody Campbell |
| FB | 34 | Joe Dawkins |
| | 32 | Hoyle Granger |

Defense

| | | |
|-----|----|-----------------|
| LE | 79 | Pat Holmes |
| LT | 74 | Willie Parker |
| RT | 71 | Tom Domes |
| RE | 65 | Elvin Bethea |
| LLB | 56 | Olen Underwood |
| | 90 | George Webster |
| MLB | 52 | Garland Boyette |
| RLB | 58 | Ron Pritchard |
| LCB | 41 | Leroy Mitchell |
| RCB | 22 | Zeke Moore |
| SS | 29 | Ken Houston |
| FS | 44 | Johnny Peacock |

| | | |
|---|----|-------------|
| K | 3 | Roy Gerela |
| P | 11 | Spike Jones |

OILERS LEADERS

| | |
|------------------|--|
| Rushing | Joe Dawkins 124-517, 2 TD |
| Receiving | Alvin Reed 47-604, 2 TD |
| Passing | Charles Johnson 281-144, 1652 yds. 12 INT, 7 TD |
| Scoring | Roy Gerela 77, 23 PAT, 18 FG |
| Punt Ret. | Jerry LeVias 25-213, 0 TD |
| Kick Ret. | Jerry LeVias 26-598, 0 TD |
| Punting | Spike Jones 84-3559, 42.4 avg. |
| Ints. | Zeke Moore 6-85, 0 TD |
| QB Sacks | Elvin Bethea 9.5 |

AMERICAN FOOTBALL CONFERENCE

EASTERN DIVISION

| | W | L | T | Pct. |
|-----------------|----|----|---|------|
| Baltimore | 11 | 2 | 1 | .846 |
| * Miami | 10 | 4 | 0 | .714 |
| N.Y. Jets | 4 | 10 | 0 | .286 |
| Buffalo | 3 | 10 | 1 | .231 |
| Boston Patriots | 2 | 12 | 0 | .143 |

CENTRAL DIVISION

| | W | L | T | Pct. |
|------------|---|----|---|------|
| Cincinnati | 8 | 6 | 0 | .571 |
| Cleveland | 7 | 7 | 0 | .500 |
| Pittsburgh | 5 | 9 | 0 | .357 |
| Houston | 3 | 10 | 1 | .231 |

WESTERN DIVISION

| | W | L | T | Pct. |
|-------------|---|---|---|------|
| Oakland | 8 | 4 | 2 | .667 |
| Kansas City | 7 | 5 | 2 | .583 |
| San Diego | 5 | 6 | 3 | .455 |
| Denver | 5 | 8 | 1 | .385 |

* Wild Card for Playoffs

Won 3, Lost 10, Tied 1 Fourth—Central Division Head Coach: Wally Lemm

Preseason (2-4)

| | | | | |
|------|-----------------------------|-------|----|----|
| 8/8 | CHICAGO | | 13 | 23 |
| 8/15 | NEW ORLEANS | | 10 | 19 |
| 8/22 | MINNESOTA | | 7 | 14 |
| 8/29 | DALLAS | | 37 | 21 |
| 9/5 | at L.A. Rams | | 3 | 20 |
| 9/13 | at Philadelphia (Miami, FL) | | 27 | 7 |

Regular Season (3-10-1)

| | | | | |
|-------|----------------|---|-------|--------|
| 9/20 | at Pittsburgh | W | 19-7 | 45,538 |
| 9/27 | MIAMI | L | 10-20 | 39,840 |
| 10/4 | at Cincinnati | W | 20-13 | 55,094 |
| 10/11 | BALTIMORE | L | 20-24 | 48,050 |
| 10/18 | PITTSBURGH | L | 3-7 | 42,799 |
| 10/25 | at San Diego | T | 31-31 | 41,427 |
| 11/1 | at St. Louis | L | 0-44 | 47,911 |
| 11/8 | at Kansas City | L | 9-24 | 49,810 |
| 11/15 | SAN FRANCISCO | L | 20-30 | 43,040 |
| 11/22 | at Cleveland | L | 14-28 | 74,723 |
| 11/29 | DENVER | W | 31-21 | 35,733 |
| 12/7 | CLEVELAND | L | 10-21 | 50,528 |
| 12/13 | CINCINNATI | L | 20-30 | 34,435 |
| 12/20 | at Dallas | L | 10-52 | 50,504 |

TEAM STATISTICS

| | Hou. | Avg. | Opp. | Avg. |
|------------|------|-------|------|-------|
| Total Yds. | 4062 | 290.1 | 4398 | 314.1 |
| Rush Yds. | 1556 | 111.1 | 1793 | 128.1 |
| Pass Yds. | 2506 | 197.7 | 2605 | 186.1 |
| Points | 217 | 15.5 | 352 | 25.1 |

HONORS

Pro Bowl

Ken Houston, Zeke Moore

NATIONAL FOOTBALL CONFERENCE

EASTERN DIVISION

| | W | L | T | Pct. |
|--------------|----|----|---|------|
| Dallas | 10 | 4 | 0 | .714 |
| N.Y. Giants | 9 | 5 | 0 | .643 |
| St. Louis | 8 | 5 | 1 | .615 |
| Washington | 6 | 8 | 0 | .429 |
| Philadelphia | 3 | 10 | 1 | .231 |

CENTRAL DIVISION

| | W | L | T | Pct. |
|-----------|----|---|---|------|
| Minnesota | 12 | 2 | 0 | .857 |
| * Detroit | 10 | 4 | 0 | .714 |
| Chicago | 6 | 8 | 0 | .429 |
| Green Bay | 6 | 8 | 0 | .429 |

WESTERN DIVISION

| | W | L | T | Pct. |
|---------------|----|----|---|------|
| San Francisco | 10 | 3 | 1 | .769 |
| Los Angeles | 9 | 4 | 1 | .692 |
| Atlanta | 4 | 8 | 2 | .333 |
| New Orleans | 2 | 11 | 1 | .154 |

* Wild Card for Playoffs

1969 SEASON

USUAL LINEUP

Offense

| | | |
|----|----|----------------|
| WR | 81 | Jim Birne |
| LT | 76 | Walt Suggs |
| LG | 60 | Tom Regner |
| C | 50 | Bobby Maples |
| RG | 66 | Sonny Bishop |
| RT | 78 | Glen Ray Hines |
| TE | 89 | Alvin Reed |
| WR | 86 | Mac Haik |
| | 23 | Jerry LeVias |
| QB | 11 | Pete Beathard |
| RB | 36 | Roy Hopkins |
| FB | 32 | Hoyle Granger |

Defense

| | | |
|-----|----|-----------------|
| LE | 79 | Pat Holmes |
| LT | 70 | Carel Stith |
| RT | 71 | Tom Dornres |
| RE | 65 | Elvin Betha |
| LLB | 90 | George Webster |
| MLB | 52 | Garland Boyette |
| RLB | 56 | Olen Underwood |
| LCB | 20 | Miller Farr |
| RCB | 22 | Zeke Moore |
| SS | 29 | Ken Houston |
| FS | 33 | W.K. Hicks |
| | 44 | Johnny Peacock |

| | | |
|---|----|-------------|
| K | 3 | Roy Gerela |
| P | 3 | Roy Gerela |
| | 25 | Ode Burrell |

OILERS LEADERS

| | |
|------------------|---|
| Rushing | Hoyle Granger 186-740, 3 TD |
| Receiving | Alvin Reed 51-664, 2 TD |
| Passing | Pete Beathard 370-180, 2455 yds. 21 INT, 10 TD |
| Scoring | Roy Gerela 86, 29 PAT, 19 FG |
| Punt Ret. | Jerry LeVias 35-292, 0 TD |
| Kick Ret. | Jerry LeVias 38-940, 0 TD |
| Punting | Roy Gerela 41-1656, 40.4 |
| Ints. | Miller Farr 6-48, 0 TD |

Won 6, Lost 6, Tied 2
Second—Eastern Division (AFL)
Head Coach: Wally Lemm

Preseason (3-2)

| | | | | |
|------|----------------|-------|----|----|
| 8/2 | BUFFALO | | 24 | 7 |
| 8/15 | BALTIMORE | | 29 | 33 |
| 8/22 | CHICAGO | | 19 | 17 |
| 8/28 | DALLAS | | 11 | 14 |
| 9/6 | at New Orleans | | 30 | 14 |

Regular Season (6-6-2)

| | | | | |
|-------|----------------|---|-------|--------|
| 9/14 | at Oakland | L | 17-21 | 49,361 |
| 9/21 | at Buffalo | W | 17-3 | 40,146 |
| 9/28 | MIAMI | W | 22-10 | 41,086 |
| 10/5 | BUFFALO | W | 28-14 | 46,485 |
| 10/12 | at Kansas City | L | 0-24 | 45,805 |
| 10/19 | at New York | L | 17-26 | 63,841 |
| 10/26 | DENVER | W | 24-21 | 45,348 |
| 11/2 | at Boston | L | 0-24 | 19,006 |
| 11/9 | CINCINNATI | T | 31-31 | 45,298 |
| 11/16 | at Denver | T | 20-20 | 45,002 |
| 11/23 | at Miami | W | 32-7 | 27,281 |
| 11/27 | SAN DIEGO | L | 17-21 | 40,065 |
| 12/6 | NEW YORK | L | 26-34 | 51,923 |
| 12/14 | BOSTON | W | 27-23 | 39,215 |

AFL PLAYOFF GAME

| | | | | |
|-------|------------|---|------|--------|
| 12/21 | at Oakland | L | 7-56 | 53,539 |
|-------|------------|---|------|--------|

TEAM STATISTICS

| | <i>Hou.</i> | <i>Avg.</i> | <i>Opp.</i> | <i>Avg.</i> |
|------------|-------------|-------------|-------------|-------------|
| Total Yds. | 4531 | 323.6 | 3773 | 269.5 |
| Rush Yds. | 1706 | 121.9 | 1556 | 111.1 |
| Pass Yds. | 2825 | 201.8 | 2217 | 158.4 |
| Points | 278 | 19.9 | 279 | 19.9 |

HONORS

AFL All-Star Game

Jim Birne, Elvin Betha,
Garland Boyette, Miller Farr, Glen Ray Hines, Ken
Houston, Jerry LeVias, Zeke Moore,
Alvin Reed, George Webster

AFL-AFL

Miller Farr, Alvin Reed,
George Webster

AMERICAN FOOTBALL LEAGUE

EASTERN DIVISION

| | W | L | T | Pct. |
|-----------------|----|----|---|------|
| N.Y. Jets | 10 | 4 | 0 | .714 |
| Houston | 6 | 6 | 2 | .500 |
| Boston Patriots | 4 | 10 | 0 | .286 |
| Buffalo | 4 | 10 | 0 | .286 |
| Miami | 3 | 10 | 1 | .231 |

WESTERN DIVISION

| | W | L | T | Pct. |
|-------------|----|---|---|------|
| Oakland | 12 | 1 | 1 | .923 |
| Kansas City | 11 | 3 | 0 | .786 |
| San Diego | 8 | 6 | 0 | .571 |
| Denver | 5 | 8 | 1 | .385 |
| Cincinnati | 4 | 9 | 1 | .308 |

DIVISIONAL PLAYOFFS

Kansas City 13, N.Y. JETS 6; OAKLAND 56, Houston 7

AFL CHAMPIONSHIP

Kansas City 17, OAKLAND 7

1968 SEASON

USUAL LINEUP

Offense

| | | |
|----|----|-------------------|
| WR | 81 | Jim Beirne |
| LT | 76 | Walt Suggs |
| LG | 60 | Tom Regner |
| C | 50 | Bobby Maples |
| RG | 66 | Sonny Bishop |
| RT | 78 | Glen Ray Hines |
| TE | 89 | Alvin Reed |
| WR | 86 | Mac Haik |
| QB | 11 | Pete Beathard (7) |
| | 10 | Don Trull (4) |
| RB | 42 | Sid Blanks |
| | 35 | Woody Campbell |
| FB | 32 | Hoyle Granger |

Defense

| | | |
|-----|----|-----------------|
| LE | 79 | Pat Holmes |
| LT | 74 | Willie Parker |
| RT | 72 | George Rice |
| RE | 65 | Elvin Bethea |
| LLB | 90 | George Webster |
| MLB | 52 | Garland Boyette |
| RLB | 56 | Olen Underwood |
| LCB | 20 | Miller Farr |
| RCB | 41 | Larry Carwell |
| SS | 29 | Ken Houston |
| FS | 33 | W.K. Hicks |

| | | |
|---|----|-----------------|
| K | 15 | Wayne Walker |
| | 67 | John Wittenborn |
| P | 43 | Jim Norton |

OILERS LEADERS

| | |
|------------------|--|
| Rushing | Hoyle Granger 202-848, 7 TD |
| Receiving | Alvin Reed 46-747, 5 TD |
| Passing | Pete Beathard 223-105, 1559 yds. 16 INT, 7 TD |
| Scoring | Wayne Walker 50, 26 PAT, 8 FG |
| Punt Ret. | Sid Blanks 22-179, 0 TD |
| Kick Ret. | Zeke Moore 32-787, 0 TD |
| Punting | Jim Norton 73-3008, 41.2 avg. |
| Ints. | Ken Houston 5-160, 2 TD |

Won 7, Lost 7 Second—Eastern Division (AFL) Head Coach: Wally Lemm

Preseason (4-1)

| | | | | |
|------|---------------------|-------|----|----|
| 8/1 | WASHINGTON | | 9 | 3 |
| 8/12 | N.Y. JETS | | 28 | 14 |
| 8/18 | NEW ORLEANS | | 24 | 23 |
| 8/23 | Buffalo (Tulsa, OK) | | 37 | 7 |
| 8/31 | DALLAS | | 19 | 33 |

Regular Season (7-7)

| | | | | |
|-------|----------------|---|-------|--------|
| 9/9 | KANSAS CITY | L | 21-26 | 45,083 |
| 9/14 | at Miami | W | 24-10 | 40,067 |
| 9/21 | at San Diego | L | 14-30 | 46,217 |
| 9/29 | OAKLAND | L | 15-24 | 46,098 |
| 10/6 | MIAMI | L | 7-24 | 36,109 |
| 10/13 | at Boston | W | 16-0 | 32,502 |
| 10/20 | NEW YORK | L | 14-20 | 51,710 |
| 10/27 | at Buffalo | W | 30-7 | 34,339 |
| 11/3 | at Cincinnati | W | 27-17 | 24,012 |
| 11/10 | at New York | L | 7-26 | 60,242 |
| 11/17 | DENVER | W | 38-17 | 36,075 |
| 11/28 | at Kansas City | L | 10-24 | 48,493 |
| 12/7 | BUFFALO | W | 35-6 | 34,110 |
| 12/15 | BOSTON | W | 45-17 | 34,198 |

TEAM STATISTICS

| | Hou. | Avg. | Opp. | Avg. |
|-------------------|------|-------|------|-------|
| Total Yds. | 4352 | 310.9 | 3375 | 241.1 |
| Rush Yds. | 1804 | 128.9 | 1704 | 121.7 |
| Pass Yds. | 2548 | 182.0 | 1671 | 119.4 |
| Points | 303 | 21.6 | 248 | 17.7 |

HONORS

AFL All-Star Game

Sonny Bishop, Garland Boyette, Miller Farr, Hoyle Granger, Glen Ray Hines, Pat Holmes, Ken Houston, Bobby Maples, Alvin Reed, Walt Suggs, George Webster

All-Pro

Miller Farr, Alvin Reed, Walt Suggs, George Webster

AMERICAN FOOTBALL LEAGUE

EASTERN DIVISION

| | W | L | T | Pct. |
|-----------------|----|----|---|------|
| N.Y. Jets | 11 | 3 | 0 | .786 |
| Houston | 7 | 7 | 0 | .500 |
| Miami | 5 | 8 | 1 | .385 |
| Boston Patriots | 4 | 10 | 0 | .286 |
| Buffalo | 1 | 12 | 1 | .077 |

WESTERN DIVISION

| | W | L | T | Pct. |
|-------------|----|----|---|------|
| Oakland | 12 | 2 | 0 | .857 |
| Kansas City | 12 | 2 | 0 | .857 |
| San Diego | 9 | 5 | 0 | .643 |
| Denver | 5 | 9 | 0 | .357 |
| Cincinnati | 3 | 11 | 0 | .214 |

WESTERN DIVISION PLAYOFF

OAKLAND 41, Kansas City 6

AFL CHAMPIONSHIP

N.Y. JETS 27, Oakland 23

1967 SEASON

USUAL LINEUP

Offense

| | | |
|----|----|-----------------|
| WR | 28 | Charles Frazier |
| LT | 76 | Walt Suggs |
| LG | 61 | Bob Talamini |
| C | 50 | Bobby Maples |
| RG | 66 | Sonny Bishop |
| RT | 78 | Glen Ray Hines |
| TE | 89 | Alvin Reced |
| WR | 25 | Ode Burrell |
| QB | 11 | Pete Beathard |
| RB | 35 | Woody Campbell |
| FB | 32 | Hoyle Granger |

Defense

| | | |
|-----|----|-----------------|
| LE | 79 | Pat Holmes |
| LT | 74 | Willie Parker |
| RT | 72 | George Rice |
| RE | 75 | Don Floyd |
| LLB | 90 | George Webster |
| MLB | 52 | Garland Boyette |
| RLB | 56 | Olen Underwood |
| LCB | 20 | Miller Farr |
| RCB | 33 | W.K. Hicks |
| SS | 29 | Ken Houston |
| FS | 43 | Jim Norton |

| | | |
|---|----|-----------------|
| K | 67 | John Wittenborn |
| P | 43 | Jim Norton |

Won 9, Lost 4, Tied 1
First—Eastern Division (AFL)
Head Coach: Wally Lemm

Preseason (0-4)

| | | | | |
|------|---------------------------|-------|----|----|
| 8/5 | KANSAS CITY | | 9 | 34 |
| 8/12 | at Oakland | | 7 | 24 |
| 8/26 | N.Y. Jets (Charlotte, NC) | | 7 | 13 |
| 9/2 | DALLAS | | 17 | 30 |

Regular Season (9-4-1)

| | | | | |
|-------|----------------|---|-------|--------|
| 9/9 | KANSAS CITY | L | 20-25 | 28,003 |
| 9/17 | at Buffalo | W | 20-3 | 41,334 |
| 9/24 | at San Diego | L | 3-13 | 36,032 |
| 10/1 | DENVER | W | 10-6 | 21,798 |
| 10/15 | at New York | T | 28-28 | 62,729 |
| 10/22 | at Kansas City | W | 24-19 | 46,365 |
| 10/29 | BUFFALO | W | 10-3 | 30,060 |
| 11/5 | at Boston | L | 7-18 | 19,422 |
| 11/12 | at Denver | W | 20-18 | 30,392 |
| 11/26 | BOSTON | W | 27-6 | 28,044 |
| 12/3 | MIAMI | W | 17-14 | 20,979 |
| 12/10 | OAKLAND | L | 7-19 | 36,375 |
| 12/16 | SAN DIEGO | W | 24-17 | 19,870 |
| 12/23 | at Miami | W | 41-10 | 25,982 |

AFL CHAMPIONSHIP GAME

| | | | | |
|-------|------------|---|------|--------|
| 12/31 | at Oakland | L | 7-40 | 53,330 |
|-------|------------|---|------|--------|

TEAM STATISTICS

| | Hou. | Av. | Opp. | Av. |
|------------|-------------|------------|-------------|------------|
| Total Yds. | 3503 | 250.2 | 4055 | 289.6 |
| Rush Yds. | 2122 | 151.6 | 1637 | 116.9 |
| Pass Yds. | 1381 | 98.6 | 2418 | 172.7 |
| Points | 258 | 18.4 | 199 | 14.2 |

HONORS

AFL All-Star Game

Woody Campbell, Miller Farr, Hoyle Granger, Pat Holmes, Jim Norton, Walt Suggs, Bob Talamini, George Webster

AFL-AFL

Miller Farr, Hoyle Granger, Pat Holmes, Walt Suggs, Bob Talamini, George Webster

Rookie of Year

George Webster

OILERS LEADERS

| | |
|------------------|---|
| Rushing | Hoyle Granger 236-1194, 6 TD |
| Receiving | Hoyle Granger 31-300, 3 TD |
| Passing | Pete Beathard 231-94, 1114 yds. 14 INT, 9 TD |
| Scoring | John Wittenborn 72, 30 PAT, 14 FG |
| Punt Ret. | Larry Carwell 9-154, 0 TD |
| Kick Ret. | Zeke Moore 14-405, 1 TD |
| Punting | Jim Norton 71-3025, 42.6 |
| Ints. | Miller Farr 10-264, 3 TD |

AMERICAN FOOTBALL LEAGUE

EASTERN DIVISION

| | W | L | T | Pct. |
|-----------------|----------|----------|----------|-------------|
| Houston | 9 | 4 | 1 | .692 |
| N.Y. Jets | 8 | 5 | 1 | .615 |
| Buffalo | 4 | 10 | 0 | .286 |
| Miami | 4 | 10 | 0 | .286 |
| Boston Patriots | 3 | 10 | 1 | .231 |

WESTERN DIVISION

| | W | L | T | Pct. |
|-------------|----------|----------|----------|-------------|
| Oakland | 13 | 1 | 0 | .929 |
| Kansas City | 9 | 5 | 0 | .643 |
| San Diego | 8 | 5 | 1 | .615 |
| Denver | 3 | 11 | 0 | .214 |

AFL CHAMPIONSHIP

OAKLAND 40, Houston 7

1966 SEASON

USUAL LINEUP

Offense

| | | |
|----|----|------------------|
| WR | 28 | Charles Frazier |
| LT | 76 | Walt Suggs |
| LG | 61 | Bob Talamini |
| C | 50 | Bobby Maples |
| RG | 66 | Sonny Bishop |
| RT | 78 | Glen Ray Hines |
| TE | 81 | Bob McLeod |
| | 88 | Bob Poole |
| WR | 87 | Charlie Hennigan |
| QB | 16 | George Blanda |
| RB | 25 | Ode Burrell |
| | 42 | Sid Blanks |
| FB | 44 | Charles Tolar |

Defense

| | | |
|-----|----|----------------|
| LE | 80 | Gary Cutsinger |
| LT | 79 | Pat Holmes |
| RT | 99 | Ernie Ladd |
| RE | 75 | Don Floyd |
| LLB | 84 | Johnny Baker |
| MLB | 31 | Doug Cline |
| | 51 | Ron Caveness |
| RLB | 54 | John Meyer |
| LCB | 34 | Theo Viltz |
| RCB | 33 | W.K. Hicks |
| SS | 27 | Fred Glick |
| FS | 43 | Jim Norton |
| | | |
| K | 16 | George Blanda |
| P | 43 | Jim Norton |

OILERS LEADERS

| | |
|------------------|---|
| Rushing | Ode Burrell 122-406, 0 TD |
| Receiving | Charles Frazier 57-1129, 12 TD |
| Passing | George Blanda 271-122, 1764 yds. 21 INT, 17 TD |
| Scoring | George Blanda 87, 39 PAT, 16 FG |
| Punt Ret. | Ode Burrell 8-76, 0 TD |
| Kick Ret. | Bobby Jancik 34-875, 0 TD |
| Punting | Jim Norton 69-2908, 42.2 avg. |
| Ints. | Norton 4-125, 0 TD; Glick 4-17, 0 TD |

Won 3, Lost 11 Fourth (Tied)—Eastern Division (AFL) Head Coach: Wally Lemm

Preseason (1-3)

| | | | | |
|------|----------------------------|-------|----|----|
| 8/12 | OAKLAND | | 26 | 17 |
| 8/13 | N.Y. Jets (Birmingham, AL) | | 10 | 16 |
| 8/20 | Buffalo (Little Rock, AR) | | 16 | 28 |
| 8/27 | at Kansas City | | 20 | 31 |

Regular Season (3-11)

| | | | | |
|-------|----------------|---|-------|--------|
| 9/3 | DENVER | W | 45-7 | 30,156 |
| 9/10 | OAKLAND | W | 31-0 | 31,763 |
| 9/18 | at New York | L | 13-52 | 54,681 |
| 9/25 | at Buffalo | L | 20-27 | 42,526 |
| 10/2 | at Denver | L | 38-40 | 27,203 |
| 10/16 | NEW YORK | W | 24-0 | 30,823 |
| 10/23 | MIAMI | L | 13-20 | 23,173 |
| 10/30 | at Kansas City | L | 23-48 | 31,676 |
| 11/6 | at Oakland | L | 23-38 | 34,102 |
| 11/13 | at Boston | L | 21-27 | 23,426 |
| 11/20 | BUFFALO | L | 20-42 | 27,312 |
| 12/4 | SAN DIEGO | L | 22-28 | 17,569 |
| 12/11 | BOSTON | L | 14-38 | 17,100 |
| 12/18 | at Miami | L | 28-29 | 20,045 |

TEAM STATISTICS

| | Hou. | Avg. | Opp. | Avg. |
|------------|-------------|-------------|-------------|-------------|
| Total Yds. | 4412 | 315.1 | 4995 | 356.8 |
| Rush Yds. | 1515 | 108.2 | 1833 | 130.9 |
| Pass Yds. | 2897 | 206.9 | 3162 | 225.9 |
| Points | 355 | 23.9 | 396 | 28.3 |

HONORS

AFL All-Star Game

Charlie Frazier, W.K. Hicks, Bob Talamini

AII-AFL

Bob Talamini

AMERICAN FOOTBALL LEAGUE

EASTERN DIVISION

| | W | L | T | Pct. |
|-----------------|---|----|---|------|
| Buffalo | 9 | 4 | 1 | .692 |
| Boston Patriots | 8 | 4 | 2 | .677 |
| N.Y. Jets | 6 | 6 | 2 | .500 |
| Houston | 3 | 11 | 0 | .214 |
| Miami | 3 | 11 | 0 | .214 |

WESTERN DIVISION

| | W | L | T | Pct. |
|-------------|----|----|---|------|
| Kansas City | 11 | 2 | 1 | .846 |
| Oakland | 8 | 5 | 1 | .615 |
| San Diego | 7 | 6 | 1 | .538 |
| Denver | 4 | 10 | 0 | .286 |

AFL CHAMPIONSHIP

Kansas City 31, BUFFALO 7

HISTORY

1965 SEASON

USUAL LINEUP

Offense

| | | |
|----|----|------------------|
| WR | 28 | Charles Frazier |
| LT | 76 | Walt Suggs |
| LG | 61 | Bob Talamini |
| C | 55 | John Frongillo |
| | 56 | Wayne Frazier |
| RG | 66 | Sonny Bishop |
| RT | 73 | Norm Evans |
| TE | 83 | Willie Frazier |
| WR | 87 | Charlie Hennigan |
| QB | 16 | George Blanda |
| RB | 25 | Ode Burrell |
| FB | 44 | Charles Tolar |

Defense

| | | |
|-----|----|----------------|
| LE | 80 | Gary Cutsinger |
| LT | 64 | Bud McFadin |
| | 70 | Scott Appleton |
| RT | 82 | Ed Husmann |
| RE | 75 | Don Floyd |
| LLB | 84 | Johnny Baker |
| | 50 | Bobby Maples |
| MLB | 31 | Doug Cline |
| RJB | 85 | Danny Brabham |
| LCB | 40 | Tony Banfield |
| RCB | 33 | W.K. Hicks |
| SS | 43 | Jim Norton |
| FS | 27 | Fred Glick |
| | 23 | Bobby Jancik |
| | | |
| K | 16 | George Blanda |
| P | 43 | Jim Norton |

Rushing Receiving Passing

OILERS LEADERS

| | |
|---------------|---------------------------------|
| Ode Burrell | 130-528, 3 TD |
| Ode Burrell | 55-650, 4 TD |
| George Blanda | 442-186, 2542 yds. |
| | 50 INT, 20 TD |
| Scoring | George Blanda 61, 28 PAT, 11 FG |
| Punt Ret. | Bobby Jancik 12-85, 0 TD |
| Kick Ret. | Bobby Jancik 18-430, 0 TD |
| Punting | Jim Norton 84-3711, 44.2 avg. |
| Ints. | W.K. Hicks 9-156, 0 TD |

Won 4, Lost 10 Fourth—Eastern Division (AFL) Head Coach: Hugh "Bones" Taylor

Presession (5-0)

| | | | |
|------|----------------------------------|----|----|
| 8/7 | N.Y. Jets (Alexandria, VA)..... | 21 | 16 |
| 8/14 | at Buffalo..... | 29 | 7 |
| 8/21 | BOSTON..... | 27 | 6 |
| 8/28 | Denver (San Antonio, TX)..... | 25 | 3 |
| 9/4 | San Diego (Little Rock, AR)..... | 13 | 10 |

Regular Season (4-10)

| | | | | |
|-------|----------------|---|-------|--------|
| 9/12 | NEW YORK | W | 27-21 | 52,680 |
| 9/19 | BOSTON | W | 31-10 | 32,445 |
| 9/26 | at Oakland | L | 17-21 | 18,166 |
| 10/3 | at San Diego | L | 14-31 | 28,190 |
| 10/17 | at Denver | L | 17-28 | 32,492 |
| 10/24 | KANSAS CITY | W | 38-36 | 34,670 |
| 10/31 | at Buffalo | W | 19-17 | 44,267 |
| 11/7 | OAKLAND | L | 21-33 | 35,729 |
| 11/14 | DENVER | L | 21-31 | 28,126 |
| 11/21 | at New York | L | 14-41 | 55,312 |
| 11/28 | at Kansas City | L | 21-52 | 16,457 |
| 12/5 | BUFFALO | L | 18-29 | 23,087 |
| 12/12 | SAN DIEGO | L | 26-37 | 34,120 |
| 12/18 | at Boston | L | 14-42 | 14,508 |

TEAM STATISTICS

| | Hou. | Avg. | Opp. | Avg. |
|------------|------|-------|------|-------|
| Total Yds. | 3988 | 284.9 | 5153 | 368.1 |
| Rush Yds. | 1175 | 83.9 | 2683 | 191.6 |
| Pass Yds. | 2813 | 200.9 | 2470 | 176.4 |
| Points | 298 | 21.3 | 429 | 30.6 |

HONORS

AFL All-Star Game

Ode Burrell, Charlie
Hennigan, Bob Talamini

All-AFL

Willie Frazier, Bob Talamini

AMERICAN FOOTBALL LEAGUE

EASTERN DIVISION

| | W | L | T | Pct. |
|-----------------|----|----|---|------|
| Buffalo | 10 | 3 | 1 | .769 |
| N.Y. Jets | 5 | 8 | 1 | .385 |
| Boston Patriots | 4 | 8 | 2 | .333 |
| Houston | 4 | 10 | 0 | .286 |

WESTERN DIVISION

| | W | L | T | Pct. |
|-------------|---|----|---|------|
| San Diego | 9 | 2 | 3 | .818 |
| Oakland | 8 | 5 | 1 | .615 |
| Kansas City | 7 | 5 | 2 | .583 |
| Denver | 4 | 10 | 0 | .286 |

AFL CHAMPIONSHIP

Buffalo 23, SAN DIEGO 0

1964 SEASON

USUAL LINEUP

Offense

| | | |
|----|----|------------------|
| WR | 28 | Charles Frazier |
| LT | 76 | Walt Suggs |
| LG | 61 | Bob Talamini |
| C | 68 | Tom Goode |
| RG | 67 | John Wittenborn |
| RT | 66 | Sonny Bishop |
| TE | 88 | Willard Dewveall |
| | 83 | Willie Frazier |
| WR | 87 | Charlie Hennigan |
| QB | 16 | George Blanda |
| RB | 42 | Sid Blanks |
| FB | 44 | Charles Tolar |

Defense

| | | |
|-----|----|----------------|
| LE | 70 | Scott Appleton |
| LT | 64 | Bud McFadin |
| RT | 82 | Ed Husmann |
| | 70 | Scott Appleton |
| RE | 75 | Don Floyd |
| LLB | 85 | Danny Brabham |
| MLB | 31 | Doug Cline |
| | 45 | Larry Onesti |
| RLB | 84 | Johnny Baker |
| LCB | 47 | Pete Jaquess |
| RCB | 23 | Bobby Jancik |
| SS | 33 | W.K. Hicks |
| FS | 27 | Fred Glick |

| | | |
|---|----|---------------|
| K | 16 | George Blanda |
| P | 43 | Jim Norton |

OILERS LEADERS

| | |
|------------------|---|
| Rushing | Sid Blanks 145-756, 6 TD |
| Receiving | Charles Hennigan 101-1561, 8 TD |
| Passing | George Blanda 505-262, 3282 yds. 27 INT, 17 TD |
| Scoring | George Blanda 76, 38 PAT, 13 FG |
| Punt Ret. | Bobby Jancik 14-220, 1 TD |
| Kick Ret. | Ode Burrell 17-449, 1 TD |
| Punting | Jim Norton 54-2273, 42.1 avg. |
| Ints. | Pete Jaquess 8-141, 1 TD |

Won 4, Lost 10 Fourth—Eastern Division (AFL) Head Coach: Sammy Baugh

Preseason (1-4)

| | | | | |
|------|-----------------------------|-------|----|----|
| 8/9 | at Boston | | 38 | 7 |
| 8/15 | San Diego (Little Rock, AR) | | 36 | 44 |
| 8/20 | DENVER | | 20 | 32 |
| 8/29 | Oakland (Las Vegas, NV) | | 20 | 34 |
| 9/3 | KANSAS CITY | | 17 | 27 |

Regular Season (4-10)

| | | | | |
|-------|----------------|---|-------|--------|
| 9/12 | at San Diego | L | 21-27 | 22,632 |
| 9/19 | OAKLAND | W | 42-28 | 26,482 |
| 9/27 | at Denver | W | 38-17 | 22,651 |
| 10/4 | at Kansas City | L | 7-28 | 22,729 |
| 10/11 | BUFFALO | L | 17-48 | 26,218 |
| 10/17 | at New York | L | 21-24 | 32,840 |
| 10/25 | SAN DIEGO | L | 17-20 | 21,671 |
| 11/1 | at Buffalo | L | 10-24 | 40,119 |
| 11/6 | at Boston | L | 24-25 | 28,161 |
| 11/15 | at Oakland | L | 10-20 | 16,375 |
| 11/22 | KANSAS CITY | L | 19-28 | 17,782 |
| 11/29 | BOSTON | L | 17-34 | 17,560 |
| 12/13 | NEW YORK | W | 33-17 | 16,225 |
| 12/20 | DENVER | W | 34-15 | 15,839 |

TEAM STATISTICS

| | Hou. | Avg. | Opp. | Avg. |
|------------|------|-------|------|-------|
| Total Yds. | 4874 | 348.1 | 5241 | 374.4 |
| Rush Yds. | 1347 | 96.2 | 1961 | 140.1 |
| Pass Yds. | 3527 | 251.9 | 3280 | 234.3 |
| Points | 310 | 22.1 | 355 | 25.4 |

HONORS

AFL All-Star Game

Sid Blanks, Fred Glick,
Charlie Hennigan, Pete Jaquess, Bob Talamini

AII-AFL

Fred Glick, Charlie Hennigan, Bob Talamini

AMERICAN FOOTBALL LEAGUE

EASTERN DIVISION

| | W | L | T | Pct. |
|-----------------|----|----|---|------|
| Buffalo | 12 | 2 | 0 | .857 |
| Boston Patriots | 10 | 3 | 1 | .769 |
| N.Y. Jets | 5 | 8 | 1 | .385 |
| Houston | 4 | 10 | 0 | .286 |

WESTERN DIVISION

| | W | L | T | Pct. |
|-------------|---|----|---|------|
| San Diego | 8 | 5 | 1 | .615 |
| Kansas City | 7 | 7 | 0 | .500 |
| Oakland | 5 | 7 | 2 | .417 |
| Denver | 2 | 11 | 1 | .154 |

AFL CHAMPIONSHIP

BUFFALO 20, San Diego 7

1963 SEASON

USUAL LINEUP

Offense

| | | |
|----|----|------------------|
| WR | 88 | Willard Deweyall |
| LT | 76 | Walt Suggs |
| LG | 61 | Bob Talamini |
| C | 52 | Bob Schmidt |
| RG | 63 | Hogan Wharton |
| RT | 77 | Rich Michael |
| TE | 81 | Bob McLeod |
| WR | 87 | Charlie Hennigan |
| QB | 16 | George Blanda |
| RB | 20 | Billy Cannon |
| FB | 44 | Charles Tolar |

Defense

| | | |
|-----|----|-----------------|
| LE | 80 | Gary Cutsinger |
| LT | 74 | Dudley Meredith |
| RT | 82 | Ed Husmann |
| RE | 75 | Don Floyd |
| LLB | 31 | Doug Cline |
| MLB | 33 | Gene Babb |
| RLB | 30 | Mike Dukes |
| LCB | 40 | Tony Banfield |
| RCB | 23 | Bobby Jancik |
| SS | 43 | Jim Norton |
| FS | 27 | Fred Glick |

| | | |
|---|----|---------------|
| K | 16 | George Blanda |
| P | 43 | Jim Norton |

Won 6, Lost 8
Third—Eastern Division (AFL)
Head Coach: Frank "Pop" Ivy

Preseason (3-2)

| | | | | |
|------|----------------------------|-------|----|----|
| 8/3 | at Denver | | 10 | 27 |
| 8/9 | N.Y. Jets (Shreveport, LA) | | 17 | 0 |
| 8/14 | Boston (Lowell, MA) | | 21 | 20 |
| 8/22 | SAN DIEGO | | 3 | 21 |
| 8/31 | Kansas City (Wichita, KS) | | 23 | 17 |

Regular Season (6-8)

| | | | | |
|-------|----------------|---|-------|--------|
| 9/7 | OAKLAND | L | 13-24 | 24,749 |
| 9/14 | DENVER | W | 20-14 | 23,147 |
| 9/22 | at New York | L | 17-24 | 9,336 |
| 9/28 | at Buffalo | W | 31-20 | 32,340 |
| 10/6 | at Kansas City | L | 7-28 | 27,801 |
| 10/13 | at Denver | W | 33-24 | 24,087 |
| 10/20 | BUFFALO | W | 28-14 | 23,948 |
| 10/27 | KANSAS CITY | W | 28-7 | 26,331 |
| 11/1 | at Boston | L | 3-45 | 31,185 |
| 11/10 | NEW YORK | W | 31-27 | 23,615 |
| 12/1 | at San Diego | L | 0-27 | 31,713 |
| 12/8 | BOSTON | L | 28-46 | 23,042 |
| 12/15 | SAN DIEGO | L | 14-20 | 18,540 |
| 12/22 | at Oakland | L | 49-52 | 17,401 |

TEAM STATISTICS

| | <i>Hou.</i> | <i>Avg.</i> | <i>Opp.</i> | <i>Avg.</i> |
|------------|-------------|-------------|-------------|-------------|
| Total Yds. | 4432 | 316.6 | 4316 | 308.3 |
| Rush Yds. | 1210 | 86.4 | 1710 | 122.1 |
| Pass Yds. | 3222 | 230.1 | 2606 | 186.1 |
| Points | 302 | 215.6 | 372 | 26.6 |

HONORS

AFL All-Star Game

Tony Banfield, George Blanda, Fred Glick, Charlie Hennigan, Ed Husmann, Rich Michael, Jim Norton, Bob Schmidt, Bob Talamini

All-AFL

Tony Banfield, Fred Glick, Bob Talamini

OILERS LEADERS

| | |
|------------------|---|
| Rushing | Charles Tolar 194-659, 3 TD |
| Receiving | Charles Hennigan 61-1051, 10 TD |
| Passing | George Blanda 423-224, 3003 yds. 25 INT, 24 TD |
| Scoring | George Blanda 64, 37 PAT, 9 FG |
| Punt Ret. | Bobby Jancik 13-145, 0 TD |
| Kick Ret. | Bobby Jancik 45-1315, 0 TD |
| Punting | Jim Norton 65-2792, 43.0 avg. |
| Ints. | Fred Glick 12-180, 1 TD |

AMERICAN FOOTBALL LEAGUE

EASTERN DIVISION

| | W | L | T | Pct. |
|-----------------|----------|----------|----------|-------------|
| Boston Patriots | 7 | 6 | 1 | .538 |
| Buffalo | 7 | 6 | 1 | .538 |
| Houston | 6 | 8 | 0 | .429 |
| N.Y. Jets | 5 | 8 | 1 | .385 |

WESTERN DIVISION

| | W | L | T | Pct. |
|-------------|----------|----------|----------|-------------|
| San Diego | 11 | 3 | 0 | .786 |
| Oakland | 10 | 4 | 0 | .714 |
| Kansas City | 5 | 7 | 2 | .417 |
| Denver | 2 | 11 | 1 | .154 |

EASTERN DIVISION PLAYOFF

Boston Patriots 26, BUFFALO 8

AFL CHAMPIONSHIP

SAN DIEGO 51, Boston Patriots 10

1962 SEASON

USUAL LINEUP

Offense

| | | |
|----|----|------------------|
| WR | 88 | Willard Dewveall |
| LT | 70 | Al Jamison |
| LG | 61 | Bob Talamini |
| C | 52 | Bob Schmidt |
| RG | 63 | Hogan Wharton |
| RT | 77 | Rich Michael |
| TE | 81 | Bob McLeod |
| WR | 87 | Charlie Hennigan |
| QB | 16 | George Blanda |
| RB | 20 | Billy Cannon |
| FB | 44 | Charles Tolar |

Defense

| | | |
|-----|----|----------------|
| LE | 80 | Gary Cutsinger |
| LT | 78 | Ed Culpepper |
| RT | 82 | Ed Husmann |
| RE | 75 | Don Floyd |
| LLB | 31 | Doug Cline |
| MLB | 33 | Gene Babb |
| RLB | 30 | Mike Dukes |
| LCB | 40 | Tony Banfield |
| RCB | 41 | Mark Johnston |
| | 23 | Bobby Jancik |
| SS | 43 | Jim Norton |
| FS | 27 | Fred Glick |

| | | |
|---|----|---------------|
| K | 16 | George Blanda |
| P | 43 | Jim Norton |

OILERS LEADERS

| | |
|------------------|---|
| Rushing | Charles Tolar 244-1012, 7 TD |
| Receiving | Charles Hennigan 54-867, 8 TD |
| Passing | George Blanda 418-197, 2810 yds. 42 INT, 27 TD |
| Scoring | George Blanda 81, 48 PAT, 11 FG |
| Punt Ret. | Bobby Jancik 14-164, 0 TD |
| Kick Ret. | Bobby Jancik 24-726, 0 TD |
| Punting | Jim Norton 55-2298, 41.7 avg. |
| Ints. | Jim Norton 8-75, 0 TD |

Won 11, Lost 3 First—Eastern Division (AFL) Head Coach: Frank "Pop" Ivy

Preseason (4-1)

| | | | | |
|------|--------------------------|-------|----|----|
| 8/4 | N.Y.TITANS | | 33 | 27 |
| 8/10 | Denver (Atlanta, GA) | | 33 | 17 |
| 8/18 | Boston (New Orleans, LA) | | 20 | 10 |
| 8/23 | Buffalo (Mobile, AL) | | 14 | 21 |
| 8/31 | Dallas (Miami, FL) | | 34 | 31 |

Regular Season (11-3)

| | | | | |
|-------|--------------|---|-------|--------|
| 9/9 | at Buffalo | W | 28-23 | 31,236 |
| 9/16 | at Boston | L | 21-34 | 32,276 |
| 9/23 | at San Diego | W | 42-17 | 28,061 |
| 10/7 | BUFFALO | W | 17-14 | 26,350 |
| 10/14 | NEW YORK | W | 56-17 | 20,650 |
| 10/21 | at Denver | L | 10-20 | 34,496 |
| 10/28 | DALLAS | L | 7-31 | 31,750 |
| 11/4 | at Dallas | W | 14-6 | 29,017 |
| 11/11 | at Oakland | W | 28-20 | 11,000 |
| 11/18 | BOSTON | W | 21-17 | 35,250 |
| 11/25 | SAN DIEGO | W | 33-27 | 28,235 |
| 12/2 | DENVER | W | 34-17 | 30,650 |
| 12/9 | OAKLAND | W | 32-17 | 27,400 |
| 12/15 | at New York | W | 44-10 | 8,167 |

AFL CHAMPIONSHIP GAME

| | | | | |
|-------|--------|---|--------|--------|
| 12/23 | DALLAS | L | 17-20* | 37,981 |
|-------|--------|---|--------|--------|

* overtime

TEAM STATISTICS

| | <i>Hou.</i> | <i>Av.</i> | <i>Opp.</i> | <i>Av.</i> |
|-------------------|-------------|------------|-------------|------------|
| Total Yds. | 4971 | 355.1 | 4130 | 295.0 |
| Rush Yds. | 1742 | 124.4 | 1569 | 112.1 |
| Pass Yds. | 3229 | 230.6 | 2561 | 182.9 |
| Points | 387 | 27.6 | 270 | 19.3 |

HONORS

AFL All-Star Game

Tony Banfield, George Blanda,
Willard Dewveall, Don Floyd, Fred Glick, Charlie
Hennigan, Ed Husmann, Al Jamison,
Rich Michael, Jim Norton, Bob Schmidt,
Bob Talamini, Charlie Tolar

All-AFL

Tony Banfield, Don Floyd, Charlie Hennigan,
Ed Husmann, Al Jamison, Bob Talamini

AMERICAN FOOTBALL LEAGUE

EASTERN DIVISION

| | W | L | T | Pct. |
|-----------------|----------|----------|----------|-------------|
| Houston | 11 | 3 | 0 | .786 |
| Boston Patriots | 9 | 4 | 1 | .692 |
| Buffalo | 7 | 6 | 1 | .538 |
| N.Y.Titans | 5 | 9 | 0 | .357 |

WESTERN DIVISION

| | W | L | T | Pct. |
|---------------|----------|----------|----------|-------------|
| Dallas Texans | 11 | 3 | 0 | .786 |
| Denver | 7 | 7 | 0 | .500 |
| San Diego | 4 | 10 | 0 | .286 |
| Oakland | 1 | 13 | 0 | .071 |

AFL CHAMPIONSHIP

Dallas Texans 20, HOUSTON 17 (OT)

1961 SEASON

USUAL LINEUP

Offense

| | | |
|----|----|------------------|
| WR | 89 | Bill Groman |
| LT | 70 | Al Jamison |
| LG | 61 | Bob Talamini |
| C | 52 | Bob Schmidt |
| RG | 63 | Hogan Wharton |
| RT | 77 | Rich Michael |
| TE | 86 | John White |
| | 81 | Bob McLeod |
| WR | 87 | Charlie Hennigan |
| QB | 16 | George Blanda |
| RB | 20 | Billy Cannon |
| FB | 44 | Charles Tolar |

Defense

| | | |
|-----|----|---------------|
| LE | 80 | Dalva Allen |
| LT | 79 | Orville Trask |
| RT | 82 | Ed Husmann |
| RE | 75 | Don Floyd |
| LLB | 31 | Doug Cline |
| MLB | 50 | Dennit Morris |
| RLB | 30 | Mike Dukes |
| LCB | 40 | Tony Banfield |
| RCB | 41 | Mark Johnston |
| SS | 43 | Jim Norton |
| FS | 27 | Fred Glick |

| | | |
|---|----|---------------|
| K | 16 | George Blanda |
| P | 43 | Jim Norton |

OILERS LEADERS

| | |
|------------------|---|
| Rushing | Billy Cannon 200-948, 6 TD |
| Receiving | Charles Hennigan 82-1746, 12 TD |
| Passing | George Blanda 362-187, 3330 yds. 22 INT, 36 TD |
| Scoring | George Blanda 112, 64 PAT, 16 FG |
| Punt Ret. | Billy Cannon 9-70, 0 TD |
| Kick Ret. | Billy Cannon 18-439, 0 TD |
| Punting | Jim Norton 48-1952, 40.7 |
| Ints. | Jim Norton 9-150, 0 TD |

Won 10, Lost 3, Tied 1
First—Eastern Division (AFL)
Head Coach: Lou Rymkus (5 Games)
Wally Lemm (9 Games)

Preseason (3-2)

| | | | | |
|------|------------------------------|-------|----|----|
| 8/6 | at San Diego | | 14 | 27 |
| 8/11 | Oakland (Honolulu, HI) | | 35 | 17 |
| 8/18 | San Diego (Honolulu, HI) | | 28 | 42 |
| 8/25 | N.Y. Titans (Greenville, SC) | | 30 | 20 |
| 9/1 | Denver (Mobile, AL) | | 42 | 20 |

Regular Season (10-3-1)

| | | | | |
|-------|--------------|---|-------|--------|
| 9/9 | OAKLAND | W | 55-0 | 16,231 |
| 9/24 | at San Diego | L | 24-34 | 29,210 |
| 10/1 | at Dallas | L | 21-26 | 28,000 |
| 10/8 | BUFFALO | L | 12-22 | 22,761 |
| 10/13 | at Boston | T | 31-31 | 15,070 |
| 10/22 | DALLAS | W | 38-7 | 21,237 |
| 10/29 | at Buffalo | W | 28-16 | 23,228 |
| 11/5 | at Denver | W | 55-13 | 11,564 |
| 11/12 | BOSTON | W | 27-15 | 35,649 |
| 11/19 | NEW YORK | W | 49-13 | 33,428 |
| 11/26 | DENVER | W | 45-14 | 27,864 |
| 12/3 | SAN DIEGO | W | 33-13 | 37,854 |
| 12/10 | at New York | W | 48-21 | 9,462 |
| 12/17 | at Oakland | W | 47-16 | 4,821 |

AFL CHAMPIONSHIP GAME

| | | | | |
|-------|--------------|---|------|--------|
| 12/24 | at San Diego | W | 10-3 | 29,556 |
|-------|--------------|---|------|--------|

TEAM STATISTICS

| | Hou. | Avg. | Opp. | Avg. |
|------------|-------------|-------------|-------------|-------------|
| Total Yds. | 6288 | 449.1 | 4025 | 287.6 |
| Rush Yds. | 1896 | 135.4 | 1634 | 116.7 |
| Pass Yds. | 4392 | 313.7 | 2391 | 170.8 |
| Points | 513 | 36.6 | 242 | 17.3 |

HONORS

AFL All-Star Game

Tony Banfield, George Blanda, Billy Cannon,
 Don Floyd, Fred Glick, Charlie Hennigan,
 Ed Husmann, Al Jamison, Mark Johnston,
 Bob McLeod, Dennit Morris,
 Bob Schmidt, Charlie Tolar

All-AFL

Tony Banfield, George Blanda, Billy Cannon,
 Don Floyd, Bill Groman, Charlie Hennigan, Al Jamison

AFL Player of Year

George Blanda

AFL Coach of Year

Wally Lemm

AMERICAN FOOTBALL LEAGUE

EASTERN DIVISION

| | W | L | T | Pct. |
|-----------------|----------|----------|----------|-------------|
| Houston | 10 | 3 | 1 | .769 |
| Boston Patriots | 9 | 4 | 1 | .692 |
| N.Y. Titans | 7 | 7 | 0 | .500 |
| Buffalo | 6 | 8 | 0 | .429 |

WESTERN DIVISION

| | W | L | T | Pct. |
|---------------|----------|----------|----------|-------------|
| San Diego | 12 | 2 | 0 | .857 |
| Dallas Texans | 6 | 8 | 0 | .429 |
| Denver | 3 | 11 | 0 | .214 |
| Oakland | 2 | 12 | 0 | .143 |

AFL CHAMPIONSHIP

Houston 10, SAN DIEGO 3

1960 SEASON

USUAL LINEUP

Offense

| | | |
|----|----|------------------|
| WR | 89 | Bill Groman |
| LT | 70 | Al Jamison |
| LG | 61 | Bob Talamini |
| C | 57 | George Belotti |
| | 53 | Hugh Pitts |
| RG | 63 | Hogan Wharton |
| RT | 77 | Rich Michael |
| TE | 82 | John Carson |
| | 86 | John White |
| WR | 87 | Charlie Hennigan |
| QB | 16 | George Blanda |
| RB | 20 | Billy Cannon |
| FB | 32 | Dave Smith |

Defense

| | | |
|-----|----|------------------|
| LE | 80 | Dalva Allen |
| LT | 79 | Orville Trask |
| RT | 72 | Jerry Helluin |
| | 74 | George Shirkey |
| RE | 75 | Don Floyd |
| LLB | 31 | Doug Cline |
| MLB | 50 | Dennit Morris |
| RLB | 30 | Mike Dukes |
| LCB | 43 | Jim Norton |
| RCB | 41 | Mark Johnston |
| SS | 47 | Bobby Gordon |
| | 34 | Charles Kendall |
| FS | 24 | Julian Spence |
| | | |
| K | 16 | George Blanda |
| P | 12 | Charles Milstead |

Won 10, Lost 4 First—Eastern Division (AFL) Head Coach: Lou Rymkus

Preseason (2-3)

| | | | | |
|------|--------------------------|-------|----|----|
| 8/6 | Dallas (Tulsa, OK) | | 10 | 27 |
| 8/13 | at L.A. Chargers | | 13 | 22 |
| 8/20 | DENVER | | 42 | 3 |
| 8/26 | N.Y. Titans (Mobile, AL) | | 30 | 14 |
| 9/12 | at Dallas | | 3 | 24 |

Regular Season (10-4)

| | | | | |
|-------|----------------|---|-------|--------|
| 9/11 | at Oakland | W | 37-22 | 12,703 |
| 9/18 | LOS ANGELES | W | 38-28 | 20,156 |
| 9/25 | OAKLAND | L | 13-14 | 16,421 |
| 10/9 | NEW YORK | W | 27-21 | 16,156 |
| 10/16 | DALLAS | W | 20-10 | 19,026 |
| 10/23 | at New York | W | 42-28 | 21,000 |
| 10/30 | at Buffalo | L | 24-25 | 23,000 |
| 11/6 | at Denver | W | 45-25 | 14,489 |
| 11/13 | at Los Angeles | L | 21-24 | 14,489 |
| 11/20 | DENVER | W | 20-10 | 20,778 |
| 11/25 | at Boston | W | 24-10 | 27,123 |
| 12/4 | at Dallas | L | 0-24 | 20,000 |
| 12/11 | BUFFALO | W | 31-23 | 25,247 |
| 12/18 | BOSTON | W | 37-21 | 22,352 |

AFL CHAMPIONSHIP GAME

| | | | | |
|-----|-------------|---|-------|--------|
| 1/1 | LOS ANGELES | W | 24-16 | 32,183 |
|-----|-------------|---|-------|--------|

TEAM STATISTICS

| | <i>Hou.</i> | <i>Avg.</i> | <i>Opp.</i> | <i>Avg.</i> |
|------------|-------------|-------------|-------------|-------------|
| Total Yds. | 4936 | 352.6 | 4901 | 350.1 |
| Rush Yds. | 1565 | 111.8 | 1027 | 73.4 |
| Pass Yds. | 3371 | 240.8 | 3874 | 276.7 |
| Points | 379 | 27.1 | 285 | 20.4 |

HONORS

All-AFL

Al Jamison, Mark Johnston, Dave Smith

OILERS LEADERS

| | |
|------------------|--|
| Rushing | Billy Cannon 152-644, 1 TD |
| Receiving | Bill Groman 72-1473, 12 TD |
| Passing | George Blanda 363-169, 241 1/2 yds. 22 INT, 25 TD |
| Scoring | George Blanda 115, 4TD, 46 PAT, 15 FG |
| Punt Ret. | Billy Cannon 4-96, 0 TD |
| Kick Ret. | Ken Hall 19-594, 1 TD |
| Punting | Charles Milstead 66-2365, 35.8 |
| Ints. | Johnston 4-42; Morris 4-32; Spence 4-5 |

AMERICAN FOOTBALL LEAGUE

EASTERN DIVISION

| | W | L | T | Pct. |
|-------------|----------|----------|----------|-------------|
| Houston | 10 | 4 | 0 | .714 |
| N.Y. Titans | 7 | 7 | 0 | .500 |
| Buffalo | 5 | 8 | 1 | .385 |
| Boston | 5 | 9 | 0 | .357 |

WESTERN DIVISION

| | W | L | T | Pct. |
|---------------|----------|----------|----------|-------------|
| L.A. Chargers | 10 | 4 | 0 | .714 |
| Dallas Texans | 8 | 6 | 0 | .571 |
| Oakland | 6 | 8 | 0 | .429 |
| Denver | 4 | 9 | 1 | .308 |

AFL CHAMPIONSHIP

HOUSTON 24, L.A. Chargers 16

PRESEASON RESULTS

| SITE | OPPONENT | TITANS | OPP | | | | |
|-------------------|--------------|--------|-----|---------------------|---------------|----|--------|
| 1960 (2-3) | | | | 1971 (4-3) | | | |
| Tulsa, OK | Dallas | 10 | 27 | Canton, OH | Los Angeles | 6 | 17 |
| Los Angeles | Los Angeles | 13 | 22 | Houston | N.Y. Giants | 35 | 6 |
| Houston | Denver | 42 | 3 | St. Louis | St. Louis | 14 | 16 |
| Mobile, AL | N.Y. Titans | 30 | 14 | Houston | Philadelphia | 21 | 17 |
| Dallas | Dallas | 3 | 24 | Houston | Dallas | 20 | 28 |
| 1961 (3-2) | | | | Houston | Chicago | 37 | 17 |
| San Diego | San Diego | 14 | 27 | New Orleans | New Orleans | 24 | 17 |
| Honolulu, HI | Oakland | 35 | 17 | 1972 (2-3-1) | | | |
| Honolulu, HI | San Diego | 28 | 42 | Dallas | Dallas | 24 | 25 |
| Greenville, SC | N.Y. Titans | 30 | 20 | Chicago | Chicago | 17 | 20 |
| Mobile, AL | Denver | 42 | 20 | Houston | Green Bay | 20 | 3 |
| 1962 (4-1) | | | | Houston | St. Louis | 33 | 24 |
| Houston | N.Y. Titans | 33 | 27 | Minnesota | Minnesota | 14 | 26 |
| Atlanta | Denver | 33 | 17 | Houston | New Orleans | 14 | 14 |
| New Orleans | Boston | 20 | 10 | 1973 (2-4) | | | |
| Mobile, AL | Buffalo | 14 | 21 | Houston | N.Y. Jets | 13 | 16 |
| Miami | Dallas | 34 | 31 | Houston | Chicago | 7 | 34 |
| 1963 (3-2) | | | | Green Bay | Green Bay | 14 | 33 |
| Denver | Denver | 10 | 27 | Houston | Dallas | 27 | 24 |
| Shreveport, LA | N.Y. Jets | 17 | 0 | Houston | Baltimore | 20 | 9 |
| Lowell, MA | Boston | 21 | 20 | New Orleans | New Orleans | 10 | 16 |
| Houston | San Diego | 3 | 21 | 1974 (3-3) | | | |
| Wichita, KS | Kansas City | 23 | 17 | Houston | N.Y. Giants | 16 | 7 |
| 1964 (1-4) | | | | Washington | Washington | 48 | 3 |
| Boston | Boston | 38 | 7 | Dallas | Dallas | 13 | 19 |
| Little Rock, AR | San Diego | 36 | 44 | Houston | Atlanta | 6 | 10 |
| Houston | Denver | 20 | 32 | Houston | Chicago | 37 | 20 |
| Las Vegas, NV | Oakland | 20 | 34 | Houston | New Orleans | 16 | 24 |
| Houston | Kansas City | 17 | 27 | 1975 (3-3) | | | |
| 1965 (5-0) | | | | New Orleans | New Orleans | 13 | 7 |
| Alexandria, VA | N.Y. Jets | 21 | 16 | Houston | Washington | 24 | 13 |
| Buffalo | Buffalo | 29 | 7 | Denver | Denver | 21 | 27 |
| Houston | Boston | 27 | 6 | Houston | Dallas | 14 | 17 |
| San Antonio, TX | Denver | 25 | 3 | Houston | Baltimore | 21 | 26 |
| Little Rock, AR | San Diego | 13 | 10 | Chicago | Chicago | 24 | 13 |
| 1966 (1-3) | | | | 1976 (0-6) | | | |
| Houston | Oakland | 26 | 17 | Kansas City | Kansas City | 3 | 9 (OT) |
| Birmingham, AL | N.Y. Jets | 10 | 16 | Houston | New Orleans | 10 | 13 |
| Little Rock, AR | Buffalo | 16 | 2 | Houston | N.Y. Giants | 14 | 30 |
| Kansas City | Kansas City | 20 | 31 | Houston | N.Y. Jets | 24 | 27 |
| 1967 (0-4) | | | | Houston | Miami | 6 | 10 |
| Houston | Kansas City | 9 | 34 | Dallas | Dallas | 20 | 26(OT) |
| Oakland | Oakland | 7 | 24 | 1977 (2-4) | | | |
| Charlotte, NC | N.Y. Jets | 7 | 13 | Oakland | Oakland | 0 | 40 |
| Houston | Dallas | 17 | 30 | Houston | Baltimore | 7 | 14 |
| 1968 (4-1) | | | | Houston | Chicago | 10 | 14 |
| Houston | Washington | 9 | 3 | Houston | San Francisco | 17 | 3 |
| Houston | N.Y. Jets | 28 | 14 | Houston | Dallas | 23 | 14 |
| Houston | New Orleans | 24 | 23 | Houston | New Orleans | 16 | 20 |
| Tulsa, OK | Buffalo | 37 | 7 | 1978 (1-3) | | | |
| Houston | Dallas | 19 | 33 | Houston | Denver | 12 | 17 |
| 1969 (3-2) | | | | Houston | Philadelphia | 10 | 28 |
| Houston | Buffalo | 24 | 7 | Dallas | Dallas | 27 | 13 |
| Houston | Baltimore | 29 | 33 | Houston | New Orleans | 3 | 17 |
| Houston | Chicago | 19 | 17 | 1979 (1-3) | | | |
| Houston | Dallas | 11 | 14 | Houston | N.Y. Jets | 14 | 21 |
| New Orleans | New Orleans | 30 | 14 | Houston | St. Louis | 9 | 7 |
| 1970 (2-4) | | | | Dallas | Dallas | 13 | 16 |
| Houston | Chicago | 13 | 23 | New Orleans | New Orleans | 7 | 10 |
| Houston | New Orleans | 10 | 19 | 1980 (2-2) | | | |
| Houston | Minnesota | 7 | 14 | Houston | Tampa Bay | 7 | 21 |
| Houston | Dallas | 37 | 21 | Houston | New Orleans | 20 | 17 |
| Los Angeles | Los Angeles | 3 | 20 | Dallas | Dallas | 13 | 20 |
| Miami | Philadelphia | 27 | 7 | Houston | Buffalo | 24 | 7 |

| | | | |
|-------------------|--------------|----|----|
| 1981 (1-3) | | | |
| Houston | Philadelphia | 13 | 10 |
| New Orleans | New Orleans | 7 | 27 |
| Tampa Bay | Tampa Bay | 17 | 27 |
| Dallas | Dallas | 20 | 28 |
| 1982 (2-2) | | | |
| Houston | New Orleans | 22 | 20 |
| Houston | N.Y. Jets | 16 | 33 |
| Houston | Tampa Bay | 21 | 6 |
| Dallas | Dallas | 14 | 20 |
| 1983 (0-4) | | | |
| Houston | Baltimore | 0 | 15 |
| Houston | Tampa Bay | 17 | 23 |
| New Orleans | New Orleans | 13 | 20 |
| Dallas | Dallas | 31 | 34 |
| 1984 (1-3) | | | |
| Tampa Bay | Tampa Bay | 17 | 30 |
| Houston | N.Y. Jets | 36 | 17 |
| Houston | New Orleans | 19 | 31 |
| Dallas | Dallas | 24 | 31 |
| 1985 (1-4) | | | |
| Canton, OH | N.Y. Giants | 20 | 21 |
| Los Angeles | L.A. Rams | 3 | 7 |
| New Orleans | New Orleans | 23 | 20 |
| Houston | Kansas City | 19 | 24 |
| Dallas | Dallas | 10 | 20 |
| 1986 (4-0) | | | |
| Los Angeles | L.A. Rams | 17 | 14 |
| Houston | Buffalo | 23 | 20 |
| Houston | New Orleans | 24 | 13 |
| Dallas | Dallas | 17 | 14 |
| 1987 (2-2) | | | |
| Houston | Kansas City | 20 | 32 |
| New Orleans | New Orleans | 16 | 13 |
| Indianapolis | Indianapolis | 6 | 17 |
| Dallas | Dallas | 18 | 13 |
| 1988 (4-0) | | | |
| Houston | Buffalo | 13 | 9 |
| Memphis, TN | New England | 27 | 14 |
| Los Angeles | L.A. Rams | 20 | 17 |
| Dallas | Dallas | 54 | 10 |
| 1989 (2-2) | | | |
| Tampa Bay | Tampa Bay | 23 | 41 |
| Jacksonville, FL | Miami | 26 | 10 |
| Oakland | L.A. Raiders | 23 | 21 |
| Dallas | Dallas | 28 | 30 |
| 1990 (1-3) | | | |
| Houston | Detroit | 10 | 34 |
| Houston | N.Y. Giants | 10 | 13 |
| Minnesota | Minnesota | 21 | 22 |
| Dallas | Dallas | 27 | 6 |

| | | | |
|-------------------|-----------|----|----|
| 1991 (2-2) | | | |
| San Diego | San Diego | 29 | 31 |
| Houston | Atlanta | 7 | 36 |
| Houston | Dallas | 30 | 20 |
| Memphis, TN | L.A. Rams | 16 | 13 |

| | | | |
|-------------------|--------------|----|----|
| 1992 (4-1) | | | |
| Tokyo, Japan | Dallas | 34 | 23 |
| Detroit | Detroit | 17 | 7 |
| Dallas | Dallas | 17 | 16 |
| New Orleans | New Orleans | 33 | 3 |
| Los Angeles | L.A. Raiders | 26 | 30 |

| | | | |
|-------------------|-------------|----|----|
| 1993 (1-3) | | | |
| San Antonio, TX | New Orleans | 28 | 37 |
| Houston | Detroit | 20 | 24 |
| San Antonio, TX | Dallas | 23 | 20 |
| Houston | Seattle | 10 | 20 |

| | | | |
|-------------------|--------------|----|----|
| 1994 (2-3) | | | |
| Kansas City | Kansas City | 17 | 24 |
| San Antonio, TX | San Diego | 31 | 3 |
| Mexico City | Dallas | 6 | 0 |
| San Antonio, TX | Buffalo | 16 | 18 |
| Houston | L.A. Raiders | 23 | 24 |

| | | | |
|-------------------|------------|-----------------|--------|
| 1995 (0-3) | | | |
| Houston | Arizona | 13 | 16 |
| Knoxville, TN | Washington | 13 | 16(OT) |
| Houston | San Diego | canceled by NFL | |
| San Antonio, TX | Dallas | 0 | 10 |

| | | | |
|-------------------|--------------|----|----|
| 1996 (2-2) | | | |
| Jackson, MS | N.Y. Jets | 31 | 13 |
| Houston | Indianapolis | 16 | 12 |
| Houston | Detroit | 23 | 34 |
| Orlando, FL | Dallas | 19 | 24 |

| | | | |
|-------------------|-------------|----|----|
| 1997 (0-4) | | | |
| Memphis, TN | New Orleans | 12 | 21 |
| Nashville | Washington | 12 | 18 |
| Nashville | San Diego | 7 | 21 |
| Dallas | Dallas | 10 | 34 |

| | | | |
|-------------------|-------------|----|----|
| 1998 (3-1) | | | |
| Atlanta, GA | Atlanta | 16 | 31 |
| Nashville | Washington | 27 | 24 |
| New Orleans | New Orleans | 24 | 26 |
| Nashville | Denver | 13 | 16 |

| | | | |
|-------------------|-------------|----|----|
| 1999 (1-3) | | | |
| Kansas City | Kansas City | 20 | 22 |
| Phoenix | Arizona | 17 | 27 |
| Nashville | Atlanta | 17 | 3 |
| Nashville | New Orleans | 11 | 12 |

PRESEASON SUMMARY

| SUMMARY (1960-99) | WON | LOST | TIED |
|-------------------------|-----|------|------|
| Titans vs. Arizona | 2 | 3 | 0 |
| Titans vs. Atlanta | 2 | 2 | 0 |
| Titans vs. Buffalo | 6 | 3 | 0 |
| Titans vs. Chicago | 4 | 4 | 0 |
| Titans vs. Dallas | 13 | 19 | 0 |
| Titans vs. Denver | 5 | 4 | 0 |
| Titans vs. Detroit | 1 | 3 | 0 |
| Titans vs. G.B. | 1 | 1 | 0 |
| Titans vs. Indianapolis | 2 | 5 | 0 |
| Titans vs. Kansas City | 2 | 10 | 0 |
| Titans vs. Miami | 1 | 1 | 0 |
| Titans vs. Minnesota | 0 | 3 | 0 |

| | WON | LOST | TIED |
|--------------------------|-----------|------------|----------|
| Titans vs. New England | 5 | 0 | 0 |
| Titans vs. New Orleans | 11 | 13 | 1 |
| Titans vs. N.Y. Giants | 2 | 3 | 0 |
| Titans vs. N.Y. Jets | 8 | 6 | 0 |
| Titans vs. Oakland | 3 | 5 | 0 |
| Titans vs. Philadelphia | 3 | 1 | 0 |
| Titans vs. St. Louis | 3 | 3 | 0 |
| Titans vs. San Diego | 2 | 7 | 0 |
| Titans vs. San Francisco | 1 | 0 | 0 |
| Titans vs. Seattle | 0 | 1 | 0 |
| Titans vs. Tampa Bay | 1 | 5 | 0 |
| Titans vs. Washington | 3 | 3 | 0 |
| TOTALS: | 81 | 104 | 1 |

REGULAR SEASON SERIES RESULTS

Note: **Bold** indicates home games

ARIZONA CARDINALS

(Cardinals lead series, 4-3)

- 1970 Cardinals, 44-0 (StL)
 - 1974 **Cardinals, 31-27 (Hou)**
 - 1979 **Cardinals, 24-17 (Hou)**
 - 1985 Oilers, 20-10 (StL)
 - 1988 **Oilers, 38-20 (Hou)**
 - 1994 **Cardinals, 30-12(Hou)**
 - 1997 Oilers 41, Cardinals 14 (Phx)
- (Pts. — Titans 155, Cardinals 173)

ATLANTA FALCONS

(Series tied, 5-5)

- 1972 Falcons, 20-10 (Atl)
 - 1976 **Oilers, 20-14 (Hou)**
 - 1978 Falcons, 20-14 (Atl)
 - 1981 **Falcons, 31-27 (Hou)**
 - 1984 Falcons, 42-10 (Atl)
 - 1987 **Oilers, 37-33 (Hou)**
 - 1990 Falcons, 47-27 (Atl)
 - 1993 **Oilers, 33-17 (Hou)**
 - 1996 Oilers, 23-13 (Atl)
 - 1999 **Titans, 30-17 (TN)**
- (Pts. — Titans 231, Falcons 254)

BALTIMORE RAVENS

(Titans lead series 5-3)

- 1996 **Oilers, 29-13 (Hou)**
Oilers, 24-21 (Bal)
 - 1997 **Ravens, 36-10 (TN)**
Ravens, 21-19 (Bal)
 - 1998 Oilers, 12-8 (Bal)
Oilers, 16-14 (TN)
 - 1999 **Titans, 14-11 (TN)**
Ravens, 41-14 (Bal)
 - 2000 **vs. Ravens, 11/12**
at Baltimore, 10/22
- (Pts. — Titans 135, Ravens 165)

BUFFALO BILLS

(Titans lead series, 23-15)

- 1960 Bills, 25-24 (Buf)
Oilers, 31-23 (Hou)
- 1961 **Bills, 22-12 (Hou)**
Oilers, 28-16 (Buf)
- 1962 Oilers, 28-23 (Buf)
Oilers, 17-14 (Hou)
- 1963 Oilers, 31-20 (Buf)

Oilers, 28-14 (Hou)

- 1964 **Bills, 48-17 (Hou)**
Bills, 24-10 (Buf)
 - 1965 Oilers, 19-17 (Buf)
Bills, 29-18 (Hou)
 - 1966 Bills, 27-20 (Buf)
Bills, 42-20 (Hou)
 - 1967 Oilers, 20-3 (Buf)
Oilers, 10-3 (Hou)
 - 1968 Oilers, 30-7 (Buf)
Oilers, 35-6 (Hou)
 - 1969 Oilers, 17-3 (Buf)
Oilers, 28-14 (Hou)
 - 1971 Oilers, 20-14 (Buf)
 - 1974 Oilers, 21-9 (Buf)
 - 1976 Oilers, 13-3 (Buf)
 - 1978 **Oilers, 17-10 (Hou)**
 - 1983 Bills, 30-13 (Buf)
 - 1985 Bills, 20-0 (Buf)
 - 1986 **Oilers, 16-7 (Hou)**
 - 1987 Bills, 34-30 (Buf)
 - 1988 Bills, 17-10 (Buf)**
 - 1989 **Bills, 47-41 (Hou)***
 - 1990 **Oilers, 27-24 (Hou)**
 - 1992 **Oilers, 27-3 (Hou)**
 - 1992 Bills, 41-38 (Buf)***
 - 1993 Bills, 35-7 (Buf)
 - 1994 **Bills, 15-7 (Hou)**
 - 1995 Oilers, 28-17 (Buf)
 - 1997 **Oilers, 31-14 (TN)**
 - 1999 **Titans, 22-16 (TN)******
- 2000 at Buffalo, 10/3

*Overtime

**AFC Playoff

***AFC Wild Card Game (overtime)

****AFC Wild Card Game

CAROLINA PANTHERS

(Panthers lead series, 1-0)

- 1996 **Panthers, 31-6 (Hou)**
- (Pts. — Titans 6, Panthers 31)

CHICAGO BEARS

(Series tied, 4-4)

- 1973 Bears, 35-14 (Chi)
- 1977 **Oilers, 47-0 (Hou)**
- 1980 Oilers, 10-6 (Chi)
- 1986 **Bears, 20-7 (Hou)**
- 1989 Oilers, 33-28 (Chi)

- 1992 **Oilers, 24-7 (Hou)**
 1995 Bears, 35-32 (Chi)
 1998 **Bears, 23-20 (TN)**
 (Pts. — Titans 187, Bears 154)

CINCINNATI BENGALS

(Titans lead series, 33-29-1)

- 1968 Oilers, 27-17 (Cin)
 1969 **Tied, 31-31 (Hou)**
 1970 Oilers, 20-13 (Cin)
Bengals, 30-20 (Hou)
 1971 **Oilers, 10-6 (Hou)**
 Bengals, 28-13 (Cin)
 1972 Bengals, 30-7 (Cin)
Bengals, 61-17(Hou)
 1973 Bengals, 24-10 (Cin)
Bengals, 27-24 (Hou)
 1974 Oilers, 34-21 (Cin)
Oilers, 20-3 (Hou)
 1975 **Bengals, 21-19(Hou)**
 Bengals, 23-19 (Cin)
 1976 **Bengals, 27-7 (Hou)**
 Bengals, 31-27(Cin)
 1977 Bengals, 13-10 (Cin)*
Oilers, 21-16 (Hou)
 1978 Bengals, 28-13 (Cin)
Oilers, 17-10 (Hou)
 1979 Oilers, 30-27 (Cin)*
Oilers, 42-21 (Hou)
 1980 Oilers, 13-10 (Cin)
Oilers, 23-3 (Hou)
 1981 **Oilers, 17-10 (Hou)**
 Bengals, 34-21 (Cin)
 1982 Bengals, 27-6 (Cin)
Bengals, 35-27 (Hou)
 1983 **Bengals, 55-14 (Hou)**
 Bengals, 38-10 (Cin)
 1984 Bengals, 13-3 (Cin)
Bengals, 31-13 (Hou)
 1985 **Oilers, 44-27 (Hou)**
 Bengals, 45-27 (Cin)
 1986 Bengals, 31-28 (Cin)
Oilers, 32-28 (Hou)
 1987 Oilers, 31-29 (Cin)
Oilers, 21-17 (Hou)
 1988 Bengals, 44-21 (Cin)
Oilers, 41-6 (Hou)
 1989 **Oilers, 26-24 (Hou)**
 Bengals, 61-7 (Cin)
 1990 **Oilers, 48-17 (Hou)**
 Bengals, 40-20 (Cin)
 Bengals, 41-14(Cin)**
 1991 Oilers, 30-7 (Cin)

- Oilers, 35-3 (Hou)**
 1992 Oilers, 38-24 (Cin)
Oilers, 26-10 (Hou)
 1993 **Oilers, 28-12 (Hou)**
 Oilers, 38-3 (Cin)
 1994 **Oilers, 20-13 (Hou)**
 Bengals, 34-31 (Cin)
 1995 Oilers, 38-28 (Cin)
Bengals, 32-25 (Hou)
 1996 Oilers, 30-27 (Cin)*
Bengals, 21-13 (Hou)
 1997 **Oilers, 30-7 (Ten)**
 Bengals, 41-14 (Cin)
 1998 Oilers, 23-14 (Cin)
Oilers, 44-14 (TN)
 1999 **Titans, 36-35 (TN)**
 Titans, 24-14 (Cin)
 2000 at Cincinnati, 10/8
 vs. Bengals, 12/10

(Pts. — Titans 1,424 Bengals 1,465)

*Overtime

**AFC Wild Card Game

CLEVELAND BROWNS

(Browns lead series, 30-24)

- 1970 Browns, 28-14 (Cle)
Browns, 21-10 (Hou)
 1971 Browns, 31-0 (Cle)
Browns, 37-24 (Hou)
 1972 **Browns, 23-17 (Hou)**
 Browns, 20-0 (Cle)
 1973 Browns, 42-13 (Cle)
Browns, 23-13 (Hou)
 1974 Browns, 20-7 (Cle)
Oilers, 28-24 (Hou)
 1975 Oilers, 40-10 (Cle)
Oilers, 21-10 (Hou)
 1976 **Browns, 21-7 (Hou)**
 Browns, 13-10 (Cle)
 1977 **Browns, 24-23 (Hou)**
 Oilers, 19-15 (Cle)
 1978 Oilers, 16-13 (Cle)
Oilers, 14-10 (Hou)
 1979 **Oilers, 31-10 (Hou)**
 Browns, 14-7 (Cle)
 1980 Oilers, 16-7 (Cle)
Browns, 17-14 (Hou)
 1981 Oilers, 9-3 (Cle)
Oilers, 17-13 (Hou)
 1982 **Browns, 20-14 (Hou)**
 1983 Browns, 25-19 (Cle)*
Oilers, 34-27 (Hou)
 1984 Browns, 27-10 (Cle)

1985 **Browns, 27-20(Hou)**
Browns, 21-6 (Hou)
 Browns, 28-21 (Cle)
 1986 **Browns, 23-20 (Hou)**
 Browns, 13-10 (Cle)*
 1987 Oilers, 15-10 (Cle)
Browns, 40-7 (Hou)
 1988 **Oilers, 24-17 (Hou)**
 Browns, 28-23 (Cle)
 Oilers, 24-23 (Cle)**
 1989 Browns, 28-17 (Cle)
Browns, 24-20 (Hou)
 1990 Oilers, 35-23 (Cle)
Oilers, 58-14 (Hou)
 1991 **Oilers, 28-24 (Hou)**
 Oilers, 17-14 (Cle)
 1992 **Browns, 24-14 (Hou)**
 Oilers, 17-14 (Cle)
 1993 Oilers, 27-20 (Cle)
Oilers, 19-17 (Hou)
 1994 **Browns, 11-8 (Hou)**
 Browns, 34-10 (Cle)
 1995 **Browns, 14-7 (Hou)**
 Oilers, 37-10 (Cle)
 1999 **Titans, 26-9 (TN)**
 Titans, 33-21 (Cle)
 2000 vs. Browns 11/19/00
 at Browns 12/17/00

(Pts. — Titans 990, Browns 1,079)

*Overtime

**AFC Wild Card Game

DALLAS COWBOYS

(Cowboys lead series, 5-4)

1970 Cowboys, 52-10 (Dal)
 1974 **Cowboys, 10-0 (Hou)**
 Oilers, 30-24 (Dal)
 1982 **Cowboys, 37-7 (Hou)**
 1985 **Cowboys, 17-10 (Hou)**
 1988 Oilers, 25-17 (Dal)
 1991 **Oilers, 26-23 (Hou)***
 1994 Cowboys, 20-17 (Dal)
 1997 Oilers, 27-14 (Dal)
 2000 vs. Cowboys 12/25/00
 (Pts. — Titans 152, Cowboys 214)
 *Overtime

DENVER BRONCOS

(Titans lead series, 21-13-1)

1960 Oilers, 45-25 (Den)
Oilers, 20-10 (Hou)
 1961 Oilers, 55-13 (Den)
Oilers, 45-14 (Hou)

1962 Broncos, 20-10 (Den)
Oilers, 34-17 (Hou)
 1963 **Oilers, 20-14 (Hou)**
 Oilers, 33-24 (Den)
 1964 Oilers, 38-17 (Den)
Oilers, 34-15 (Hou)
 1965 Broncos, 28-17 (Den)
Broncos, 31-21 (Hou)
 1966 **Oilers, 45-7 (Hou)**
 Broncos, 40-38 (Den)
 1967 **Oilers, 10-6 (Hou)**
 Oilers, 20-18 (Den)
 1968 **Oilers, 38-17 (Hou)**
 1969 **Oilers, 24-21 (Hou)**
 Tied, 20-20 (Den)
 1970 **Oilers, 31-21 (Hou)**
 1972 Broncos, 30-17 (Den)
 1973 **Broncos, 48-20 (Hou)**
 1974 Broncos, 38-14 (Den)
 1976 **Oilers, 17-3 (Hou)**
 1977 **Broncos, 24-14 (Hou)**
 1979 **Oilers, 13-7 (Hou)***
 1980 Oilers, 20-16 (Den)
 1983 **Broncos, 26-14 (Hou)**
 1985 Broncos, 31-20 (Den)
 1987 Oilers, 40-10 (Den)
 1987 Broncos, 34-10(Den)**
 1991 **Oilers, 42-14 (Hou)**
 1991 Broncos, 26-24 (Den)**
 1992 Broncos, 27-21 (Den)
 1995 **Oilers, 42-33 (Hou)**

(Pts. — Titans 926, Broncos 745)

*AFC Wild Divisional Playoffs

**AFC Playoff

DETROIT LIONS

(Titans lead series, 4-3)

1971 **Lions, 31-7 (Hou)**
 1975 **Oilers, 24-8 (Hou)**
 1983 **Oilers, 27-17 (Hou)**
 1986 Lions, 24-13 (Det)
 1989 **Oilers, 35-31 (Hou)**
 1992 Oilers, 24-21 (Det)
 1995 **Lions, 24-17 (Hou)**
 (Pts. — Titans 147, Lions 156)

GREEN BAY PACKERS

(Packers lead series, 4-3)

1972 **Packers, 23-10 (Hou)**
 1977 Oilers, 16-10 (GB)
 1980 Oilers, 22-3 (GB)
 1983 **Packers, 41-38 (Hou)***
 1986 Oilers, 31-3 (GB)

1992 **Packers, 16-14 (Hou)**
 1998 Packers, 30-22 (GB)
 (Pts. — Titans 153, Packers 126)
 *Overtime

INDIANAPOLIS COLTS

(Titans lead series, 8-7)

1970 **Colts, 24-20 (Hou)**
 1973 Oilers, 31-27 (Bal)
 1976 Colts, 38-14 (Bal)
 1979 Oilers, 28-16 (Bal)
 1980 **Oilers, 21-16 (Hou)**
 1983 Colts, 20-10 (Bal)
 1984 **Colts, 35-21 (Hou)**
 1985 Colts, 34-16 (Ind)
 1986 **Oilers, 31-17 (Hou)**
 1987 Colts, 51-27 (Ind)
 1988 Oilers, 17-14 (Ind)*
 1990 **Oilers, 24-10 (Hou)**
 1992 Oilers, 20-10 (Ind)
 1994 Colts, 45-21 (Ind)
 1999 Titans, 19-16 (Ind)**
 (Pts. — Titans 320, Colts 373)
 *Overtime
 **AFC Divisional Playoff

JACKSONVILLE JAGUARS

(Titans lead series, 6-5)

1995 Oilers, 10-3 (Jax)
Jaguars, 17-16 (Hou)
 1996 Oilers, 34-27 (Jax)
Jaguars, 23-17 (Hou)
 1997 **Jaguars, 30-24 (TN)**
 Jaguars, 17-9 (Jax)
 1998 **Jaguars, 27-22 (TN)**
 Oilers, 16-13 (Jax)
 1999 Titans, 20-19 (Jax)
Titans, 41-14 (TN)
 Titans, 33-14 (Jax)*
 2000 vs. Jaguars 10/16/00
 at Jaguars 11/26/00
 (Pts. — Titans 242, Jaguars 204)
 *AFC Championship Game

KANSAS CITY CHIEFS

(Chiefs lead series, 26-17)

1960 **Oilers, 20-10 (Hou)**
 Texans, 24-0 (Dal)
 1961 Texans, 26-21 (Dal)
Oilers, 38-7 (Hou)
 1962 **Texans, 31-7 (Hou)**
 Oilers, 14-6 (Dal)

Texans, 20-17 (Hou)**
 1963 Chiefs, 28-7 (KC)
Oilers, 28-7 (Hou)
 1964 Chiefs, 28-7 (KC)
Chiefs, 28-19 (Hou)
 1965 **Oilers, 38-36 (Hou)**
 Chiefs, 52-21 (KC)
 1966 Chiefs, 48-23 (KC)
 1967 **Chiefs, 25-20 (Hou)**
 Oilers, 24-19 (KC)
 1968 **Chiefs, 26-21 (Hou)**
 Chiefs, 24-10 (KC)
 1969 Chiefs, 24-0 (KC)
 1970 Chiefs, 24-9 (KC)
 1971 **Chiefs, 20-16 (Hou)**
 1973 Chiefs, 39-14 (KC)
 1974 **Chiefs, 17-7 (Hou)**
 1975 Oilers, 17-13 (KC)
 1977 **Oilers, 34-20 (Hou)**
 1978 Oilers, 20-17 (KC)
 1979 **Oilers, 20-6 (Hou)**
 1980 Chiefs, 21-20 (KC)
 1981 Chiefs, 23-10 (KC)
 1983 **Chiefs, 13-10 (Hou)**
 1984 Oilers, 17-16 (KC)
 1985 **Oilers, 23-20 (Hou)**
 1986 Chiefs, 27-13 (KC)
 1988 **Oilers, 7-6 (Hou)**
 1989 Chiefs, 34-0 (KC)
 1990 Oilers, 27-10 (KC)
 1991 **Oilers, 17-7 (Hou)**
 1992 **Oilers, 23-20 (Hou)***
 1993 **Oilers, 30-0 (Hou)**
Chiefs, 28-20 (Hou)***
 1994 Chiefs, 31-9 (KC)
 1995 Chiefs, 20-13 (KC)
 1996 **Chiefs, 20-19 (Hou)**
 2000 vs. Chiefs 9/10/00
 (Pts. — Titans 730, Chiefs 921)
 *Overtime
 **AFL Championship Game (overtime)
 ***AFC Divisional Playoff

MIAMI DOLPHINS

(Dolphins lead series, 14-12)

1966 **Dolphins, 20-13 (Hou)**
 Dolphins, 29-28 (Mia)
 1967 **Oilers, 17-14 (Hou)**
 Oilers, 41-10 (Mia)
 1968 Oilers, 24-10 (Mia)
Dolphins, 24-7 (Hou)
 1969 **Oilers, 22-10 (Hou)**
 Oilers, 32-7 (Mia)

1970 **Dolphins, 20-10 (Hou)**
 1972 Dolphins, 34-13 (Mia)
 1975 **Oilers, 20-19 (Hou)**
 1977 Dolphins, 27-7 (Mia)
 1978 **Oilers, 35-30 (Hou)**
 Oilers, 17-9 (Mia)**
 1979 Oilers, 9-6 (Mia)
 1981 **Dolphins, 16-10 (Hou)**
 1983 **Dolphins, 24-17 (Hou)**
 1984 Dolphins, 28-10 (Mia)
 1985 **Oilers, 23-20 (Hou)**
 1986 Dolphins, 28-7 (Mia)
 1989 **Oilers, 39-7 (Hou)**
 1991 Oilers, 17-13 (Mia)
 1992 Dolphins, 19-16 (Mia)
 1996 **Dolphins, 23-20 (Hou)**
 1997 Dolphins, 16-13 (Mia)*
 1999 Dolphins, 17-0 (Mia)
 (Pts. — Titans 454, Dolphins 464)
 *Overtime **AFC Wild Card Game

MINNESOTA VIKINGS

(Vikings lead series, 5-3)

1974 Vikings, 51-10 (Min)
 1980 **Oilers, 20-16 (Hou)**
 1983 Vikings, 34-14 (Min)
 1986 **Oilers, 23-10 (Hou)**
 1989 Vikings, 38-7 (Min)
 1992 Oilers, 17-13 (Min)
 1995 Vikings, 23-17 (Min)*
 1998 **Vikings, 26-16 (TN)**
 (Pts. — Titans 124, Vikings 211)
 *Overtime

NEW ENGLAND PATRIOTS

(Patriots lead series, 18-15-1)

1960 Oilers, 24-10 (NE)
Oilers, 37-21 (Hou)
 1961 Tied, 31-31 (NE)
Oilers, 27-15 (Hou)
 1962 Patriots, 34-21 (NE)
Oilers, 21-17 (Hou)
 1963 Patriots, 45-3 (NE)
Patriots, 46-28 (Hou)
 1964 Patriots, 25-24 (NE)
Patriots, 34-17 (Hou)
 1965 **Oilers, 31-10 (Hou)**
 Patriots, 42-14 (NE)
 1966 Patriots, 27-21 (NE)
Patriots, 38-14 (Hou)
 1967 Patriots, 18-7 (NE)
Oilers, 27-6 (Hou)
 1968 Oilers, 16-0 (NE)

Oilers, 45-17 (Hou)
 Patriots, 24-0 (NE)
Oilers, 27-23 (Hou)
 Patriots, 28-20 (NE)
 1973 **Patriots, 32-0 (Hou)**
 1975 Oilers, 7-0 (NE)
 1978 Oilers, 26-23 (NE)
 Oilers, 31-14 (NE)*
 1980 **Oilers, 38-34 (Hou)**
 1981 Patriots, 38-10 (NE)
 1982 Patriots, 29-21 (NE)
Patriots, 21-7 (Hou)
 1988 **Oilers, 31-6 (Hou)**
 1989 Patriots, 23-13 (NE)
 1991 Patriots, 24-20 (NE)
 1993 Oilers, 28-14 (NE)
 1998 Patriots, 27-16 (NE)
 (Pts. — Titans 703, Patriots 796)
 *AFC Playoff

NEW ORLEANS SAINTS

(Titans lead series, 5-4-1)

1971 **Tied, 13-13 (Hou)**
 1976 Oilers, 31-26 (NO)
 1978 Oilers, 17-12 (NO)
 1981 **Saints, 27-24 (Hou)**
 1984 **Saints, 27-10 (Hou)**
 1987 Saints, 24-10 (NO)
 1990 **Oilers, 23-10 (Hou)**
 1993 Saints, 33-21 (NO)
 1996 Oilers, 31-14 (NO)
 1999 Titans, 24-21 (NO)
 (Pts. — Titans 204, Saints 207)

NEW YORK GIANTS

(Giants lead series, 5-1)

1973 Giants, 34-14 (NY)
 1982 Giants, 17-14 (NY)
 1985 **Giants, 35-14 (Hou)**
 1991 Giants, 24-20 (NY)
 1994 **Giants, 13-10 (Hou)**
 1997 **Oilers, 10-6 (Ten)**
 2000 vs. Giants 10/1/00
 (Pts. — Titans 82, Giants 129)

NEW YORK JETS

(Titans lead series, 21-12-1)

1960 **Oilers, 27-21 (Hou)**
 Oilers, 42-28 (NY)
 1961 **Oilers, 49-13 (Hou)**
 Oilers, 48-21 (NY)
 1962 **Oilers, 56-17 (Hou)**

1963 Oilers, 44-10 (NY)
 Jets, 24-17 (NY)
Oilers, 31-27 (Hou)

1964 Jets, 24-21 (NY)
Oilers, 33-17 (Hou)

1965 Oilers, 27-21 (Hou)
 Jets, 41-14 (NY)

1966 Jets, 52-13 (NY)
Oilers, 24-0 (Hou)

1967 Tied, 28-28 (NY)

1968 **Jets, 20-14 (Hou)**
 Jets, 26-7 (NY)

1969 Jets, 26-17 (NY)
Jets, 34-26 (Hou)

1972 **Oilers, 26-20 (Hou)**

1974 Oilers, 27-22 (NY)

1977 **Oilers, 20-0 (Hou)**

1979 **Oilers, 27-24 (Hou)**

1980 Jets, 31-28 (NY)*

1981 Jets, 31-17 (NY)

1984 **Oilers, 31-20 (Hou)**

1988 Jets, 45-3 (NY)

1990 **Jets, 17-12 (Hou)**

1991 Oilers, 23-20 (NY)

1991 **Oilers, 17-10 (Hou)****

1993 **Oilers, 24-0 (Hou)**

1994 **Oilers, 24-10 (Hou)**

1995 **Oilers, 23-6 (Hou)**

1996 Oilers, 35-10 (NY)

1998 **Jets, 24-3 (TN)**
 (Pts. — Titans 878, Jets 730)

*Overtime

**AFC Wild Card Game

OAKLAND RAIDERS

(Raiders lead series, 23-15)

1960 Oilers, 37-22 (Oak)
Raiders, 14-13 (Hou)

1961 **Oilers, 55-0 (Hou)**
 Oilers, 47-16 (Oak)

1962 Oilers, 28-20 (Oak)
Oilers, 32-17 (Hou)

1963 **Raiders, 24-13 (Hou)**
 Raiders, 52-49 (Oak)

1964 **Oilers, 42-28 (Hou)**
 Raiders, 20-10 (Oak)

1965 Raiders, 21-17 (Oak)
Raiders, 33-21 (Hou)

1966 **Oilers, 31-0 (Hou)**
 Raiders, 38-23 (Oak)

1967 **Raiders, 19-7 (Hou)**
 Raiders, 40-7 (Oak)**

1968 **Raiders, 24-15 (Hou)**

1969 Raiders, 21-17 (Oak)
 Raiders, 56-7 (Oak)***

1971 Raiders, 41-21 (Oak)

1972 **Raiders, 34-0 (Hou)**

1973 **Raiders, 17-6 (Hou)**

1975 **Oilers, 27-26 (Hou)**

1976 **Raiders, 14-13 (Hou)**

1977 Raiders, 34-29 (Oak)

1978 Raiders, 21-17 (Oak)

1979 **Oilers, 31-17 (Hou)**

1980 Raiders, 27-7 (Oak)****

1981 **Oilers, 17-16 (Hou)**

1983 Raiders, 20-6 (LA)

1984 **Raiders, 24-14 (Hou)**

1986 **Raiders, 28-17 (Hou)**

1988 **Oilers, 38-35 (Hou)**

1989 **Oilers, 23-7 (Hou)**

1991 **Oilers, 47-17 (Hou)**

1994 Raiders, 17-14 (LA)

1997 **Oilers, 24-21 (TN)***

1999 **Titans, 21-14 (TN)**
 (Pts. — Titans 843, Raiders 895)

*Overtime

**AFL Championship Game

***AFL Playoff

****AFC Wild Card Game

PHILADELPHIA EAGLES

(Eagles lead series, 6-0)

1972 **Eagles, 18-17 (Hou)**

1979 **Eagles, 26-20 (Hou)**

1982 Eagles, 35-14 (Phi)

1988 Eagles, 32-23 (Phi)

1991 **Eagles, 13-6 (Hou)**

1994 Eagles, 21-6 (Phi)

2000 at Eagles 12/3/00
 (Pts. — Titans 86, Eagles 145)

PITTSBURGH STEELERS

(Steelers lead series, 38-24)

1970 Oilers, 19-7 (Pit)
Steelers, 7-3 (Hou)

1971 Steelers, 23-16 (Pit)
Oilers, 29-3 (Hou)

1972 Steelers, 24-7 (Pit)
Steelers, 9-3 (Hou)

1973 **Steelers, 36-7 (Hou)**
 Steelers, 33-7 (Pit)

1974 **Steelers, 13-7 (Hou)**
 Oilers, 13-10 (Pit)

1975 Steelers, 24-17 (Pit)
Steelers, 32-9 (Hou)

1976 Steelers, 32-16 (Pit)

1977 **Steelers, 21-0 (Hou)**
Oilers, 27-10 (Hou)
 Steelers, 27-10 (Pit)

1978 **Steelers, 13-3 (Hou)**
 Steelers, 34-5 (Pit)**

1979 **Steelers, 38-7 (Pit)**
Oilers, 20-17 (Hou)
 Steelers, 27-13 (Pit)**

1980 **Steelers, 31-17 (Pit)**
Oilers, 6-0 (Hou)

1981 **Steelers, 26-13 (Pit)**
Oilers, 21-20 (Hou)

1982 **Steelers, 24-10 (Hou)**

1983 **Steelers, 40-28 (Hou)**
 Steelers, 17-10 (Pit)

1984 **Steelers, 35-7 (Pit)**
Oilers, 23-20 (Hou)*

1985 **Steelers, 20-0 (Pit)**
Steelers, 30-7 (Hou)

1986 **Steelers, 22-16 (Hou)***
 Steelers, 21-10 (Pit)

1987 **Oilers, 23-3 (Pit)**
Oilers, 24-16 (Hou)

1988 **Oilers, 34-14 (Pit)**
Steelers, 37-34 (Hou)

1989 **Oilers, 27-0 (Hou)**
 Oilers, 23-16 (Pit)
Steelers, 26-23 (Hou)***

1990 **Steelers, 20-9 (Pit)**
Oilers, 34-14 (Hou)

1991 **Steelers, 26-14 (Pit)**
Oilers, 31-6 (Hou)

1992 **Steelers, 29-24 (Hou)**
 Steelers, 21-20 (Pit)

1993 **Oilers, 23-3 (Hou)**
 Oilers, 26-17 (Pit)

1994 **Steelers, 30-14 (Pit)**
Steelers, 12-9 (Hou)*

1995 **Steelers, 34-17 (Hou)**
 Steelers, 21-7 (Pit)

1996 **Steelers, 30-16 (Pit)**
Oilers, 23-13 (Hou)

1997 **Steelers, 37-24 (Pit)**
Oilers, 16-6 (TN)

1998 **Oilers, 41-31 (Pit)**
Oilers, 23-14 (TN)

1999 **Titans, 16-10 (TN)**
 Titans, 47-36 (Pit)

2000 at Steelers 9/24/00
 vs. Steelers 11/5/00

(Pts. — Titans 1,012, Steelers 1,179)

*Overtime

**AFC Championship Game

***AFC Wild Card game (overtime)

ST. LOUIS RAMS

(Rams lead series, 6-3)

1973 **Rams, 31-26 (Hou)**

1978 **Rams, 10-6 (Hou)**

1981 Oilers, 27-20 (LA)

1984 Rams, 27-16 (LA)

1987 **Oilers, 20-16 (Hou)**

1990 Rams, 17-13 (LA)

1993 **Rams, 28-13 (Hou)**

1999 **Titans, 24-21 (TN)**
 Rams, 23-16 (at Atlanta)*

(Pts. — Titans 161, Rams 193)

*Super Bowl XXXIV

SAN DIEGO CHARGERS

(Chargers lead series, 19-16-1)

1960 **Oilers, 38-28 (Hou)**
 Chargers, 24-21 (LA)

1961 **Oilers, 24-16 (Hou)***
 Chargers, 34-24 (SD)

Oilers, 33-13 (Hou)
 Oilers, 10-3 (SD)*

1962 Oilers, 42-17 (SD)

Oilers, 33-27 (Hou)

1963 Chargers, 27-0 (SD)

Chargers, 20-14 (Hou)

1964 Chargers, 27-21 (SD)

Chargers, 20-17 (Hou)

1965 Chargers, 31-14 (SD)

Chargers, 37-26 (Hou)

1966 **Chargers, 28-22 (Hou)**

1967 Chargers, 13-3 (SD)

Oilers, 24-17 (Hou)

1968 Chargers, 30-14 (SD)

1969 **Chargers, 21-17 (Hou)**

1970 Tied, 31-31 (SD)

1971 **Oilers, 49-33 (Hou)**

1972 Chargers, 34-20 (SD)

1974 **Oilers, 21-14 (Hou)**

1975 **Oilers, 33-17 (Hou)**

1976 Chargers, 30-27 (SD)

1978 **Chargers, 45-24 (Hou)**

1979 Oilers, 17-14 (SD)**

1984 Chargers, 31-14 (SD)

1985 **Oilers, 37-35 (Hou)**

1986 Chargers, 27-0 (SD)

1987 **Oilers, 33-18 (Hou)**

1989 Oilers, 34-27 (SD)

1990 Oilers, 17-7 (SD)

1992 **Oilers, 27-0 (Hou)**

1993 Chargers, 18-17 (SD)

1998 **Chargers, 13-7 (TN)**
 (Pts. — Titans 811, Chargers 788)
 *AFL Championship Game
 **AFC Playoff

SAN FRANCISCO 49ers

(49ers lead series, 7-3)

1970 **49ers, 30-20 (Hou)**
 1975 Oilers, 27-13 (SF)
 1978 **Oilers, 20-19 (Hou)**
 1981 49ers, 28-6 (SF)
 1984 **49ers, 34-21 (Hou)**
 1987 49ers, 27-20 (SF)
 1990 **49ers, 24-21 (Hou)**
 1993 Oilers, 10-7 (SF)
 1996 **49ers, 10-9 (Hou)**
 1999 49ers, 24-22 (SF)
 (Pts. — Titans 176, 49ers 216)

SEATTLE SEAHAWKS

(Seahawks lead series, 8-5)

1977 Oilers, 22-10 (Sea)
 1979 Seahawks, 34-14 (Sea)
 1980 **Seahawks, 26-7 (Hou)**
 1981 **Oilers, 35-17 (Hou)**
 1982 **Oilers, 23-21 (Hou)**
 1987 **Oilers, 23-20 (Hou)****
 1988 Seahawks, 27-24 (Sea)
 1990 Seahawks, 13-10 (Sea)*
 1993 **Oilers, 24-14 (Hou)**

1994 **Seahawks, 16-14 (Hou)**
 1996 Seahawks, 23-16 (Sea)
 1997 Seahawks, 16-13 (Sea)
 1998 **Seahawks, 20-18 (Sea)**
 (Pts. — Titans 213, Seahawks 257)
 *Overtime
 **AFC Wild Card Game (overtime)

TAMPA BAY BUCCANEERS

(Titans lead series, 5-1)

1976 **Oilers, 20-0 (Hou)**
 1980 **Oilers, 20-14 (Hou)**
 1983 Buccaneers, 33-24 (TB)
 1989 **Oilers, 20-17 (Hou)**
 1995 **Oilers, 19-7 (Hou)**
 1998 Oilers, 31-22 (TB)
 (Pts. — Titans 134, Buccaneers 93)

WASHINGTON REDSKINS

(Titans lead series, 4-3)

1971 Redskins, 22-13 (Was)
 1975 **Oilers, 13-10 (Hou)**
 1979 Oilers, 29-27 (Was)
 1985 Redskins, 16-13 (Was)
 1988 **Oilers, 41-17 (Hou)**
 1991 Redskins, 16-13 (Was)*
 1997 **Oilers, 28-14 (Ten)**
 2000 at Redskins 10/30/00
 (Pts. — Titans 150, Redskins 122)
 *Overtime



Long-time Ram Jackie Slater honors Bruce Matthews prior to the Oakland Raiders game last season. Just a week earlier at Baltimore, Matthews broke Slater's NFL record for most games played by an offensive lineman.

ALL-TIME DRAFT SELECTIONS

1960

First Selections

| Player | Pos | School |
|------------------------|------------|-----------------|
| Peter Arena | G | Northwestern |
| Dick Bass | HB | Pacific |
| William Bohler | T | St. Ambrose |
| Larry Cadwell | T | Louisville |
| Billy Cannon | HB | Louisiana St. |
| Doug Cline | LB | Clemson |
| DeJustice Coleman | HB | Illinois |
| Bob Crandall | HB | New Mexico |
| Cleatus Drinnon | C | Hardin- |
| Simmons | | |
| John Gremer | G | Illinois |
| George Herring | T | N. Texas St. |
| Don Hitt | C | Oklahoma St. |
| Steve Johnson | QB | Pepperdine |
| John Lands | E | Montana |
| Jacky Lee | QB | Cincinnati |
| Bruce Maher | HB | Detroit |
| Don Mattson | T | So. California |
| Mike McGee | G | Duke |
| Hugh McInnis | E | Mississippi St. |
| Max Messner | T | Cincinnati |
| George Mulholland | E | N. Mexico St. |
| Gary O'Steen | HB | Alabama |
| Gene Prebola | E | Boston Univ. |
| Palmer Pyle | T | Michigan St. |
| William Roach | T | TCU |
| Christian Robert Simms | E | Rutgers |
| Phillip Snowden | QB | Missouri |
| Don Underwood | T | McNeese St. |
| Duane Whetstone | FB | Geo. Wash. |
| Bob White | FB | Ohio State |
| Maury Youmans | T | Syracuse |

Second Selections

| Player | Pos | School |
|------------------|------------|----------------|
| Clair Branch | RB | Texas |
| Dave Chamberlain | HB | Miami (Ohio) |
| Stan Fanning | DE | Idaho |
| Don Cochran | T | Alabama |
| Jim Glasgow | T | Jackson State |
| Dave Graham | E | Virginia |
| Bob Haas | HB | Missouri |
| Lowell Hughes | QB | Kent State |
| Dale Johannson | T | Augustana |
| Jim Marshall | DT | Ohio State |
| Ron Morrison | T | New Mexico |
| Jerry Muennink | C | Texas |
| Paul Oglesby | T | UCLA |
| John Peppercorn | E | Kansas |
| Bob Peterson | C | Oregon |
| Bob Talamini | G | Kentucky |
| Bob Towns | E | Georgia |
| Bob Wasden | E | Auburn |
| Jim Welch | HB | SMU |
| Jim Wolff | HB | Panhandle A&M. |

1961

| Rd./Player | Pos | School |
|---------------------|------------|-----------------|
| 1. Mike Ditka | E | Pittsburgh |
| 2. Tom Goode | C | Mississippi St. |
| 3. Walter Suggs | T | Mississippi St. |
| 4. Bobby Walden | HB | Georgia |
| 5. Monte Lee | LB | Texas |
| 6. Jake Gibbs | QB | Mississippi |
| 7. Dick Reynolds | T | N.C. State |
| 8. Houston Antwine | G | So. Illinois |
| 9. Ralph White | T | Bowl. Green |
| 10. Charles Lee | C | Iowa |
| 11. Robert Bird | G | Bowl. Green |
| 12. Bob McLeod | E | Abil. Christian |
| 13. Gerald Hinton | G | La. Tech |
| 14. Jimmy King | T | Clemson |
| 15. Dennis Ferriter | C | Marquette |
| 16. Larry Wood | HB | Northwestern |
| 17. Sam Fewell | T | S. Carolina |
| 18. Mike Grimsley | HB | Michigan St. |
| 19. Myron Pearson | HB | Colorado |
| 20. Lewis Johnson | HB | Florida A&M |
| 21. Ron Miller | QB | Wisconsin |
| 22. Bob Kelly | E | N. Mexico St. |
| 23. James Anderson | FB | Mississippi |
| 24. Ken Gregory | E | Whittier |
| 25. Jack Kreider | HB | Tulsa |
| 26. Don Fuell | QB | Miss. Southern |
| 27. Boyd King | C | Rice |
| 28. John Frongillo | C | Baylor |
| 29a. Tom Lewis | E | Lake Forest |
| 29b. Errol Linden | DE | Houston |
| 30. Jim Stroud | T | Rice |

1962

| Player | Pos | School |
|---------------------------|------------|---------------|
| 1. Ray Jacobs | DT | Howard Payne |
| 2. Earl Gros | FB | LSU |
| 3. Pete Case | T | Georgia |
| 4a. Gary Cutsinger | DE | Oklahoma St. |
| 4b. (choice to San Diego) | | |
| 5. Bill Rice | E | Alabama |
| 6. Ray Pinion | G | TCU |
| 7. Gus Gonzales | G | Tulane |
| 8. Clyde Brock | DT | Utah State |
| 9. Larry Onesti | LB | Northwestern |
| 10. Bob Moses | E | Texas |
| 11. John Thomas | G | McMurry |
| 12. Jack Collins | HB | Texas |
| 13. Royce Cassell | E | N. Mexico St. |

1962 (continued)

| Player | Pos | School |
|---------------------|------------|----------------|
| 14. Glynn Griffing | QB | Mississippi |
| 15. Ken Shaffer | T | Marquette |
| 16. Billy Ray Adams | FB | Mississippi |
| 17. Bill Miller | DT | N.M. Highlands |
| 18. Art Perkins | HB | N. Texas St. |
| 19. Bobby Jancik | DB | Lamar Tech |
| 20. Joe Bob Isbell | G | Houston |

| | | |
|---------------------|----|----------------|
| 21. Roland Jackson | FB | Rice |
| 22. Ken Bolin | HB | Houston |
| 23. Bill Van Buren | C | Iowa |
| 24. Boyd Melvin | T | Northwestern |
| 25. Bob Johnson | T | Rice |
| 26. Harold Hays | G | Miss. Southern |
| 27. Roger McFarland | HB | Kansas |
| 28. Gary Henson | E | Colorado |

1963

| <u>Player</u> | <u>Pos</u> | <u>School</u> |
|--------------------------|------------|-----------------|
| 1. Danny Brabham | LB | Arkansas |
| 2. Don Estes | T | LSU |
| 3. Jerry Cook | HB | Texas |
| 4a. Lee Roy Caffey | LB | Texas A&M |
| 4b. Jerry Hopkins | C | Texas A&M |
| 5a. Homer Jones | RB | Tex. Southern |
| 5b. Don Chuy | T | Clemson |
| 6. Lionel Aldridge | DE | Utah State |
| 7. Johnny Baker | LB | Mississippi St. |
| 8. Jim Burson | HB | Auburn |
| 9. Ed Burke | T | Notre Dame |
| 10. (choice to Denver) | | |
| 11a. Tom Brown | G | Pittsburgh |
| 11b. (choice to Boston) | | |
| 12. (choice to Oakland) | | |
| 13a. (choice to Oakland) | | |
| 13b. Dennis Ward | G | Oklahoma |
| 14. Don Trull | QB | Baylor |
| 15. No choice | | |
| 16. Rex Benson | T | Miami |
| 17. Jerry Griffin | E | La. Tech |
| 18. Paul Lea | HB | Oklahoma |
| 19. Bob Hoover | HB | Florida |
| 20. Wayne Lee | C | Oklahoma |
| 21. Staley Faulkner | T | Texas |
| 22. Sam Byer | LB | Texas A&M |
| 23. Gene Raesz | E | Rice |
| 24. Bob Burton | T | Grambling |
| 25. Gary Kaltenbach | T | Pittsburgh |
| 26. Dave Thiesen | HB | Nebraska |
| 27. Al Hildebrand | T | Stanford |
| 28. Tim Stein | C | Miami (Ohio) |
| 29. Oliver Ross | T | W. Texas St. |

1964

| <u>Player</u> | <u>Pos</u> | <u>School</u> |
|-----------------------|------------|-----------------|
| 1. Scott Appleton | DT | Texas |
| 2a. Charley Taylor | HB | Arizona State |
| 2b. Billy Truax | E | LSU |
| 3. Bobby Crenshaw | G | Baylor |
| 4. Ode Burrell | HB | Mississippi St. |
| 5a. John Varnell | DT | West Texas St. |
| 5b. Sid Blanks | HB | Texas A&I |
| 6. Dave Wilcox | DE | Oregon |
| 7. (choice to Denver) | | |
| 8. Ezell Seals | HB | Prairie View |
| 9. Jerry Burton | HB | NW Louisiana |
| 10. Sammy Odeom | LB | NW Louisiana |
| 11. Owen Dejanovich | G | Arizona State |
| 12. Benny Nelson | DB | Alabama |

| | | |
|-----------------------------|----|----------------|
| 13. (choice to Kansas City) | | |
| 14. Henson Henson | C | TCU |
| 15. Pat Crain | FB | Clemson |
| 16. Bill Munson | QB | Utah State |
| 17. Dick Leeuwenburg | T | Stanford |
| 18. Bob Nichols | T | Stanford |
| 19. Carl Robinson | T | Prairie View |
| 20. Pete Jaquess | DB | E. New Mexico |
| 21. Jerry Cole | E | SW Texas St. |
| 22. Ed Kessler | FB | North Carolina |
| 23. Jim Whitehead | T | Georgia |
| 24. John Garrett | LB | Oklahoma |
| 25. Dick Bowe | T | Rice |
| 26. Alex Zenko | T | Kent State |

1965

| <u>Player</u> | <u>Pos</u> | <u>School</u> |
|-------------------------|------------|-----------------|
| 1. Lawrence Elkins | E | Baylor |
| 2a. Malcolm Walker | C | Rice |
| 2b. Ralph Neely | T | Oklahoma |
| 3. Ernie Koy | HB | Texas |
| 4. Bobby Maples | LB | Baylor |
| 5. Frank Molden | T | Jackson State |
| 6. Dennis Murphy | T | Florida State |
| 7. No choice | | |
| 8a. Ray Ogden | HB | Alabama |
| 8b. Roy Hilton | LB | Jackson State |
| 9. George Kinney | DT | Wiley |
| 10. Maxie Williams | G | SE Louisiana |
| 11. (choice to Oakland) | | |
| 12. Bob Reed | G | Tennessee St. |
| 13. Bob Felts | HB | Florida A&M |
| 14. Norman Evans | T | TCU |
| 15. Tony Guillory | LB | Lamar Tech |
| 16. Junior Coffey | RB | Washington |
| 17. Jim Grisham | FB | Oklahoma |
| 18a. Russ Mundy | FB | W. Texas St. |
| 18b. Russell Wayt | LB | Rice |
| 19. Frank Fox | T | Sam Houston St. |
| 20. Gus Brezina | G | Houston |

1965 Redshirt Draft

| <u>Player</u> | <u>Pos</u> | <u>School</u> |
|------------------------|------------|---------------|
| 1. Donny Anderson | HB | Texas Tech |
| 2. Glen Ray Hines | T | Arkansas |
| 3. Mike Shinn | E | Kansas |
| 4. Ollie Cordill | QB | Memphis St. |
| 5. Jerry Crumpler | T | Missouri |
| 6. (choice to Oakland) | | |
| 7. Leo Lowery | FB | Texas Tech |
| 8. Len Sears | T | So. Carolina |
| 9. Tom Bleick | HB | Georgia Tech |
| 10. George Hafner | QB | McNeese St. |
| 11. Bill Anderson | QB | Tulsa |
| 12. Harlan Lane | E | Baylor |

1966

| <u>Player</u> | <u>Pos</u> | <u>School</u> |
|------------------|------------|-----------------|
| 1. Tommy Nobis | LB | Texas |
| 2. Stan Hindman | G | Mississippi |
| 3. George Rice | DT | LSU |
| 4. George Allen | T | W. Texas St. |
| 5. Hoyle Granger | FB | Mississippi St. |

| | | | | | |
|---------------------|----|-----------------|---------------------------|----|--------------|
| 6. Dave Long | E | Iowa | 5. Bob Longo | TE | Pittsburgh |
| 7. Hartwell Menefee | DB | N. Mexico St. | 6. (choice to Cincinnati) | | |
| 8. Dan Bland | DB | Mississippi St. | 7. Paul Toscano | DB | Wyoming |
| 9. Dick Suffell | DB | SW Texas St. | 8. (choice to New York) | | |
| 10. Wilbur Aylor | G | SW Texas St. | 9a. Bob Robertson | T | Illinois |
| 11. Monty Ledbetter | E | NW Louisiana | 9b. (choice to Miami) | | |
| 12. Harry Day | E | Memphis St. | 10a. Joe Peace | LB | La. Tech |
| 13. Fred Zimmerman | LB | Toledo | 10b. Tom Domres | DT | Wisconsin |
| 14. Butch Lince | T | North Dakota | 11. Bill Halley | TE | La Verne |
| 15. Tommy Dillard | T | Austin Peay | 12. Barry Lischner | RB | Missouri |
| 16. Steve Smith | E | Michigan | 13. Jim Dousay | RB | LSU |
| 17. Lyle Loebach | T | Simpson | 14. Rich Stotter | LB | Houston |
| 18. Ed Buzzell | QB | Ottawa | 15. (choice to San Diego) | | |
| 19. Frank Fuller | T | Drake | 16. Bob Smith | S | Miami (Ohio) |
| 20. Dave Odegaard | T | Bemidji State | 17. Billy Alsbrook | DB | N.C. College |

1966 Redshirt Draft

| <u>Player</u> | <u>Pos</u> | <u>School</u> |
|-----------------------|------------|----------------|
| 1. Tom Fisher | LB | Tennessee |
| 2. Tim Van Galder | QB | Iowa State |
| 3. Ralph Dunlop | T | Baylor |
| 4. Bill Davis | QB | Lamar Tech |
| 5. Richard Gover | T | Virginia State |
| 6. John Gary | T | Grambling |
| 7. Clyde Pettaway | T | N.C. A&T. |
| 8. Roger Marshall | QB | Baylor |
| 9. Lee Garner | LB | Mississippi |
| 10. Dan Goich | T | California |
| 11. Charles Arkwright | T | Georgia |

1967

| <u>Player</u> | <u>Pos</u> | <u>School</u> |
|--------------------------|------------|---------------|
| 1a. George Webster | LB | Michigan St. |
| 1b. Tom Regner | G | Notre Dame |
| <u>Player</u> | <u>Pos</u> | <u>School</u> |
| 2a. Bob Davis | QB | Virginia |
| 2b. Roy Hopkins | RB | Tex. Southern |
| 3. Larry Carwell | CB | Iowa State |
| 4. Carel Stith | DT | Nebraska |
| 5a. Pete Johns | S | Tulane |
| 5b. Willie Parker | DT | Ark. AM&N. |
| 5c. Zeke Moore | CB | Lincoln |
| 6. Pete Barnes | LB | Southern |
| 7. Ed Carrington | TE | Virginia |
| 8a. Johnny Brunson | RB | Benedict |
| 8b. Sharon Washington | WR | NE Missouri |
| 9. Ken Houston | S | Prairie View |
| 10a. Woody Campbell | RB | Northwestern |
| 10b. Tim Sheehan | C | Stanford |
| 11. Harold Decker | DE | Kalamazoo |
| 12. (choice to Buffalo). | | |
| 13. (choice to Buffalo). | | |
| 14. Henry Hailstock | G | Lincoln |
| 15. Marvin McQueen | LB | Mississippi |
| 16. Rex Keeling | K | Samford |
| 17. Larry Lee | WR | Texas A&M |

1968

| <u>Player</u> | <u>Pos</u> | <u>School</u> |
|----------------------------|------------|---------------|
| 1. (choice to Kansas City) | | |
| 2. Mac Haik | WR | Mississippi |
| 3. Elvin Bethea | DE | N.C. A&T |
| 4. Jim Beirne | WR | Purdue |

1969

| <u>Player</u> | <u>Pos</u> | <u>School</u> |
|----------------------|------------|-----------------|
| 1. Ron Pritchard | LB | Arizona State |
| 2. Jerry LeVias | WR | S. Methodist |
| 3a. Elbert Drungo | T | Tennessee St. |
| 3b. Rich Johnson | RB | Illinois |
| 4a. Charlie Joiner | WR | Grambling |
| 4b. Roy Gerela | K | N. Mexico St. |
| 5. Johnny Peacock | S | Houston |
| 6. Willie Grate | WR | S. Carolina St. |
| 7. Mike Richardson | RB | S. Methodist |
| 8. Glenn Woods | DT | Prairie View |
| <u>Player</u> | <u>Pos</u> | <u>School</u> |
| 9. Ed Watson | LB | Grambling |
| 10a. Joe Pryor | TE | Boston College |
| 10b. Bob Naponic | QB | Illinois |
| 11. Terry May | DE | So. Methodist |
| 12. George Resley | DT | Texas A&M |
| 13. Richard Pickens | RB | Tennessee |
| 14. Roy Don Reeves | DB | So. Carolina |
| 15. John Tyszkiewicz | G | Chattanooga |
| 16. Lloyd Wainscott | LB | Texas |
| 17. Hank Autry | C | S. Mississippi |

1970

| <u>Player</u> | <u>Pos</u> | <u>School</u> |
|--------------------------|------------|---------------|
| 1. Doug Wilkerson | G | N.C. Central |
| 2a. Leo Brooks | DT | Texas |
| 2b. Bill Dusenbery | RB | J.C. Smith |
| 3. (choice to Cleveland) | | |
| 4. Spike Jones | P | Georgia |
| 5a. Ron Saul | G | Michigan St. |
| 5b. Ed Duley | DT | No. Arizona |
| 6. Benny Johnson | CB | J.C. Smith |
| 7. Charles Olson | S | Concordia |
| 8. Mike McClish | T | Wisconsin |
| 9. Charles Blossom | DE | Tex. Southern |
| 10. Joe Dawkins | RB | Wisconsin |
| 11. Robert Morris | C | Duke |
| 12. Richard Dawkins | TE | J.C. Smith |
| 13. Jess Lewis | LB | Oregon State |
| 14. Claire Rasmussen | T | Wisc.-Oshkosh |
| 15. Dave Sharp | T | Stanford |
| 16. No choice. | | |
| 17. Julian Fagan | P | Mississippi |

1971

| Player | Pos | School |
|----------------------------|------------|---------------|
| 1. Dan Pastorini | QB | Santa Clara |
| 2. (choice to New Orleans) | | |
| 3. Lynn Dickey | QB | Kansas State |
| 4. Larron Jackson | T | Missouri |
| 5. Willie Armstrong | RB | Grambling |
| 6. Willie Alexander | CB | Alcorn A&M |
| 7a. Phil Croyle | LB | California |
| 7b. Larry Watson | T | Morgan State |
| 8. (choice to Denver) | | |
| 9. Floyd Rice | LB | Alcorn A&M |
| 10. Russell Price | DE | N.C. Central |
| 11. Macon Hughes | WR | Rice |
| 12. John Thompson | G | Minnesota |
| 13. Joe Hoing | G | Arkansas Tech |
| 14. Dick Adams | DB | Miami (Ohio) |
| 15. Andy Hopkins | RB | S.F. Austin |
| 16. Moses Denson | RB | Maryland St. |
| 17. Calvin Fox | LB | Michigan St. |

1972

| Player | Pos | School |
|---|------------|---------------|
| 1. Greg Sampson | DT | Stanford |
| 2. (choice to New Orleans for Mike Tilleman) | | |
| 3a. Lewis Jolley | RB | N. Carolina |
| 3b. Solomon Freelon | G | Grambling |
| (from Kansas City) | | |
| 4. (choice to St. Louis for Dave Olerich) | | |
| 5. (choice to Denver for Cleo Johnson) | | |
| 6a. Joe Bullard | DB | Tulane |
| 6b. Elmer Allen | G | Mississippi |
| 7. Eric Hutchinson | DB | Northwestern |
| 8. Guy Roberts | LB | Maryland |
| 9. Willie Postler | T | Montana |
| 10a. Rhett Dawson | WR | Florida State |
| 10b. Jim Butler | TE | Tulsa |
| 11. Ron Evans | T | Baylor |
| 12. Willie Rodgers | RB | Jackson State |
| 13. Willie Roberts | DB | Houston |
| 14. Gary Crockett | C | Lamar Univ. |
| 15. (choice to Pittsburgh for Worthy McClure) | | |
| 16. Guy Murdock | C | Michigan |
| 17. Kelly Cochrane | QB | Miami (Fla.). |

1973

| Player | Pos | School |
|--|------------|----------------|
| 1a. John Matuszak | DT | Tampa |
| 1b. George Amundson | RB | Iowa State |
| (from Atlanta for Mike Tilleman) | | |
| 2. (choice to New Orleans for Mike Tilleman) | | |
| 3. (choice to Baltimore for Bill Curry) | | |
| 4. Gregg Bingham | LB | Purdue |
| 5. Edesel Garrison | WR | So. California |
| 6. Ron Mayo | TE | Morgan State |
| 7. Shelby Jordan | T | Wash.(Mo.) |
| 8. Joe Blahak | DB | Nebraska |
| 9. Mark Williams | K | Rice |
| 10. Darrell Vaughan | DT | No. Colorado |
| 11. Larry Eaglin | CB | S.F. Austin |
| 12. Brad Lyman | WR | UCLA |
| 13. Willie Martin | G | NE Oklahoma |

| | | |
|-------------------|----|---------------|
| 14. Ron Lou | C | Arizona State |
| 15. Roger Goree | LB | Baylor |
| 16. Tim Dameron | WR | East Carolina |
| 17. Randy Braband | LB | Texas |

1974

| Player | Pos | School |
|--|------------|---------------|
| 1. (choice to Dallas for Tody Smith and Billy Parks) | | |
| 2. (choice to Buffalo for Al Cowlings) | | |
| 3. (choice to Dallas for Tody Smith and Billy Parks) | | |
| 4. Steve Manstedt | LB | Nebraska |
| 5. (choice to Washington for Alvin Haymond) | | |
| 6a. (choice to New Orleans for James Ford) | | |

| Player | Pos | School |
|--|------------|-------------------------------------|
| 6b. Booker Brown | G | USC (from Los Angeles for Bob Crum) |
| 7. Leonard Fairley | DB | Alcorn A&M |
| 8. Mike McCoy | DB | W. Kentucky |
| 9. (choice to New England for Steve Kiner) | | |
| 10. (choice to New Orleans for James Ford) | | |
| 11. Steve Taylor | C | Auburn |
| 12. Rickey Brown | LB | Florida |
| 13. Dan Dixon | G | Boise State |
| 14. (choice to Buffalo for Levert Carr) | | |
| 15. Billy Johnson | SP | Widener |
| 16. Matthew Williams | RB | NE Louisiana |
| 17. Bill Hedge | T | NW Missouri St. |

1975

| Player | Pos | School |
|---|------------|----------------|
| 1a. Robert Brazile | LB | Jackson State |
| 1b. Don Hardeman | RB | Texas A&I |
| 2. Emmett Edwards | WR | Kansas |
| 3. (choice to Atlanta for Duane Benson) | | |
| 4. (choice to Dallas for Mike Montgomery) | | |
| 5. (choice to Oakland for Tommy Maxwell) | | |
| 6. Jesse O'Neal | DE | Grambling |
| 7a. Mike Biehl | T | Miami (Ohio) |
| 7b. Mark Cotney | DB | Cameron St. |
| 8. Jerry Lawrence | DT | S. Dakota St. |
| 9. Bob Bruer | TE | Mankato St. |
| 10. Alan Pringle | K | Rice |
| 11. John Sawyer | TE | S. Mississippi |
| 12. Willie Miller | WR | Colorado St. |
| 13. Rickey Scales | WR | Virginia Tech |
| 14. Jody Medford | G | Rice |
| 15. Jack Holmes | RB | Tex. Southern |
| 16. Ken Lambert | DB | Virginia Tech |
| 17. Rickey Seeker | C | Texas A&M |

1976

| Player | Pos | School |
|---|------------|---------------|
| 1. (choice to San Francisco for Vic Washington) | | |
| 2. Mike Barber | TE | La. Tech |
| 3. (choice to Kansas City for Curley Culp) | | |
| 4a. (choice to Oakland for Tommy Maxwell) | | |
| 4b. Steve Largent | WR | Tulsa |
| 5. (choice to Kansas City for Elmo Wright) | | |
| 6. Todd Simonsen | T | S. Dakota St. |
| 7. (choice to New England for Bob Adams) | | |

| | | |
|---------------------|----|--------------|
| 8a. Larry Harris | T | Oklahoma St. |
| 8b. Bobby Simon | T | Grambling |
| 9. Art Stringer | LB | Ball State |
| 10. Steve Kincannon | QB | Humboldt St. |
| 11. Skip Walker | RB | Texas A&M |
| 12. Larry Bell | DT | E. Texas St. |
| 13. Danny O'Rourke | WR | Colorado St. |
| 14. John Reimer | T | Wisconsin |
| 15. Bobby Byars | DT | Cheney State |

| <u>Player</u> | <u>Pos</u> | <u>School</u> |
|--------------------|------------|---------------|
| 16. Claude Johnson | LB | Florida A&M |
| 17. Allen Misher | WR | LSU |

1977

| <u>Player</u> | <u>Pos</u> | <u>School</u> |
|--|------------|-----------------|
| 1. Morris Towns | T | Missouri |
| 2. George Reihner | G | Penn State |
| 3a. (choice to San Francisco for Vic Washington) | | |
| 3b. Tim Wilson | RB | Maryland |
| (choice from Green Bay for Lynn Dickey) | | |
| 3c. Jimmie Giles | TE | Alcorn State |
| (choice from Miami for Ken Ellis) | | |
| 3d. Rob Carpenter | RB | Miami (Ohio) |
| (choice from Oakland through Buffalo for Emmett Edwards) | | |
| 4a. (choice from Kansas City for Elmo Wright) | | |
| 4b. Warren Anderson | WR | W. Va. St. |
| (choice from San Diego through Miami for Ken Ellis) | | |
| 5. (choice forfeited) | | |
| 6a. Gary Woolford | DB | Florida State |
| 6b. David Carter | C | W. Kentucky |
| (choice from New England for past considerations). | | |
| 7. (choice to New York Giants for Joe Dawkins) | | |
| 8a. Steven Davis | WR | Georgia |
| (choice from Seattle in Steve Largent trade) | | |
| 8b. Eddie Foster | WR | Houston |
| 9. Bill Currier | DB | So. Carolina |
| 10. Harvey Hull | LB | Mississippi St. |
| 11. Al Romano | LB | Pittsburgh |
| 12. Ove Johansson | K | Abilene Chris. |

1978

| <u>Player</u> | <u>Pos</u> | <u>School</u> |
|--|------------|----------------|
| 1. Earl Campbell | RB | Texas |
| (choice from Tampa Bay) | | |
| 2. (choice to Tampa Bay for Earl Campbell) | | |
| 3. Gifford Nielsen | QB | BYU |
| 4. Mike Renfro | WR | TCU |
| 5. (choice to Kansas City for Otis Taylor) | | |
| 6. Conrad Rucker | TE | Southern |
| 7. (choice to Buffalo for Jimmy Dean) | | |
| 8. J.C. Wilson | DB | Pittsburgh |
| 9. Jim Mol | DE | Morningside |
| 10. Stephen Young | TE | Wake Forest |
| 11. Willie Thickett | WR | Alabama St. |
| 12. John Schuhmacher | G | So. California |

1979

| <u>Player</u> | <u>Pos</u> | <u>School</u> |
|---|------------|---------------|
| 1. (choice to Kansas City for second round) | | |

| | | |
|--|----|------------------|
| selections in 1979 and 1980) | | |
| 2. Mike Stensrud | DE | Iowa State |
| 2b. Jesse Baker | DE | Jacksonville St. |
| 3a. (choice to Tampa Bay for Earl Campbell) | | |
| 3b. Kenny King | RB | Oklahoma |
| (choice from Washington for Ron Saul) | | |
| 4. (choice to San Diego) | | |
| 5. (choice to Tampa Bay) | | |
| 6a. Daryl Hunt | LB | Oklahoma |
| (choice from Buffalo for Elbert Drungo) | | |
| 6b. Mike Murphy | LB | SW Missouri |
| 7. Tim Ries | DB | SW Missouri |
| 8. Carter Hartwig | DB | So. California |
| 9. Richard Ellender | WR | McNeese St. |
| 10. Choice forfeited (supplemental selection for Johnnie Dirden) | | |
| 11. Mike Taylor | T | Georgia Tech |
| 12. Wayne Wilson | RB | Shepherd |

1980

| | | |
|---|-------|--------------|
| i. (choice to New England for Leon Gray) | | |
| 2a. Angelo Fields | T | Michigan St. |
| (choice from Kansas City) | | |
| 2b. Daryle Skaugstad | DT | California |
| 3. Tim Smith | WR | Nebraska |
| 4. Chris Combs | TE | New Mexico |
| 5. John Corker | LB | Oklahoma St. |
| 6. (choice to New England for Leon Gray) | | |
| 7a. Craig Bradshaw | QB | Utah State |
| (from Oakland for Jack Tatum) | | |
| 7b. (choice to N.Y. Jets for Rich Caster. | | |
| 8. Harold Bailey | QB/TE | Oklahoma St. |
| 9. Ed Harris | RB | Bishop |
| 10. (choice to Seattle for Sammy Green) | | |
| 11. Ed Preston | WR | W. Kentucky |
| 12. Wiley Pitts | WR | Temple |

1981

| <u>Player</u> | <u>Pos</u> | <u>School</u> |
|---|------------|---------------|
| 1. (choice to Oakland for Dave Casper) | | |
| 2. (choice to Oakland for Dave Casper) | | |
| 3. Michael Holston | WR | Morgan St. |
| 4. Nick Eyre | T | BYU |
| 5. Delbert Fowler | LB | West Virginia |
| 6. (choice to Seattle for Sammy Green) | | |
| 7b. Don Washington | DB | Texas A&I |
| (choice from Oakland in Tatum-King trade) | | |
| 8. Willie Tullis | WR | Troy State |
| 9. Avon Riley | LB | UCLA |
| 10. Larry Jones | RB | Colorado St. |
| 11. Claude Matthews | T | Auburn |
| 12. Bill Capece | K | Florida St. |

1982

| <u>Player</u> | <u>Pos</u> | <u>School</u> |
|---|------------|---------------|
| 1. Mike Munchak | OL | Penn State |
| 2a. (choice to Oakland for Dave Casper) | | |
| <u>Player</u> | <u>Pos</u> | <u>School</u> |
| 2b. Oliver Luck | QB | West Virginia |
| (choice from Los Angeles through Tampa Bay through Miami for Mike Barber) | | |
| 3a. (choice to Los Angeles for Mike Barber) | | |
| 3b. Stanley Edwards | FB | Michigan |

- (from New York Giants for Rob Carpenter)
 3c. Robert Abraham LB N.C. State
 (choice from Los Angeles through Denver for Mike Barber)
 4. Steve Bryant WR Purdue
 5. Malcolm Taylor DT Tennessee St.
 6. Gary Allen RB Hawaii
 7. (choice to Detroit for Luther Bradley)
 8. (choice to Los Angeles for Lewis Gilbert)
 9. Matt Bradley DS Penn State
 10. Ron Reeves QB Texas Tech
 11. Jim Campbell TE Kentucky
 12. Donnie Craft RB Louisville

1983

| Player | Pos | School |
|---|-------|--------------|
| 1. Bruce Matthews | OT | USC |
| 2a. Harvey Salem | OT | California |
| 2b. Keith Bostic | DB | Michigan |
| (choice from Seattle) | | |
| 3a. Tim Joiner | LB | LSU |
| 3b. Chris Dressel | TE | Stanford |
| (choice from Seattle) | | |
| 3c. Steve Brown | CB | Oregon |
| (choice from Green Bay) | | |
| 4a. Greg Hill | CB | Oklahoma St. |
| 4b. Mike McCloskey | TE | Penn State |
| (choice from LA Rams) | | |
| 5a. Larry Moriarty | RB | Notre Dame |
| 5b. Jerome Foster | MG | Ohio State |
| (choice from Miami) | | |
| 6. Steve Haworth | S | Oklahoma |
| 7. Herkie Walls | WR/KR | Texas |
| 8. Robert Thompson | LB | Michigan |
| 9. Kevin Potter | S | Missouri |
| 10. (choice to Green Bay for Mark Koncar) | | |
| 11. (choice to New York Giants for ninth-round selection in 1994) | | |
| 12. (choice to New York Giants for ninth-round selection in 1994) | | |

1984

| Player | Pos | School |
|------------------------------|-------|----------------|
| 1. Dean Steinkuhler | OT | Nebraska |
| 2a. Doug Smith | DE | Auburn |
| 2b. Bo Eason | FS | Cal-Davis |
| 3. Johnny Meads | LB | Nicholls State |
| 4a. Mark Studaway | DE | Tennessee |
| 4b. Patrick Allen | CB | Utah State |
| 4c. (choice to Washington) | | |
| 5. Robert Lyles | LB | TCU |
| 6a. John Grimsley | LB | Kentucky |
| 6b. Eric Mullins | WR | Stanford |
| 7. Willie Joyner | RB | Maryland |
| 8. Kevin Baugh | WR/KR | Penn State |
| 9a. Jeff Donaldson | DB | Colorado |
| 9b. Mike Johnson | DE | Illinois |
| 9c. Mike Russell | LB | Toledo |
| 10. (choice to L.A. Rams) | | |
| 11. (choice to L.A. Raiders) | | |
| 12. (choice to L.A. Rams) | | |

1985

| Player | Pos | School |
|--|-------|----------------|
| 1a. (choice to Minnesota) | | |
| 1b. Ray Childress | DE | Texas A&M |
| (choice from Minnesota) | | |
| 1c. Richard Johnson | CB | Wisconsin |
| (choice from New Orleans for Earl Campbell) | | |
| Player | Pos | School |
| 2a. (choice to Denver) | | |
| 2b. Richard Byrd | DE | S. Mississippi |
| (choice from N.Y. Jets) | | |
| 3a. (choice to N.Y. Giants for Butch Woolfolk) | | |
| 3b. (choice to L.A. Raiders for Jim Romano) | | |
| 3c. Mike Kelley | C/G | Notre Dame |
| (choice from Denver) | | |
| 4. Tom Briehl | LB | Stanford |
| 5a. (choice to Dallas for Butch Johnson) | | |
| 5b. Frank Bush | LB | N.C. State |
| (choice from Kansas City for Bob Hamm) | | |
| 5c. Lee Johnson | P/K | BYU |
| (choice from Denver) | | |
| 6a. (choice to L.A. Raiders for Jim Romano) | | |
| 6b. Joe Krakoski | LB | Washington |
| (choice from Kansas City for Bob Hamm) | | |
| 7. Mike Akiu | WR | Hawaii |
| 8. Chuck Thomas | C | Oklahoma |
| 9. Steve Tasker | PR/KR | Northwestern |
| 10. Mike Golic | C | Notre Dame |
| 11. Willie Drewrey | WR/RS | West Virginia |
| 12. Mark Vonderhaar | OT | Minnesota |

1986

| Player | Pos | School |
|--|-------|---------------|
| 1. Jim Everett | QB | Purdue |
| 2. Ernest Givins | WR/KR | Louisville |
| 3. Allen Pinkett | RB | Notre Dame |
| 4. (choice to Kansas City) | | |
| 5. Jeff Parks | TE | Auburn |
| 6. Ray Wallace | RB | Purdue |
| 7. (choice to L.A. Rams for Drew Hill) | | |
| Player | Pos | School |
| 8. Larry Griffin | CB | N. Carolina |
| 9. Bob Sebring | LB | Illinois |
| 10. Don Sommer | C/G | Texas-El Paso |
| 11. Mark Cochran | T | Baylor |
| 12. Chuck Banks | RB | W. Va. Tech |

1987

| Player | Pos | School |
|--|-----|--------------|
| 1a. Alonzo Highsmith | FB | Miami (Fla.) |
| 1b. Haywood Jeffires | WR | N.C. State |
| (choice from L.A. Rams for Jim Everett) | | |
| 2a. (choice to Kansas City) | | |
| 2b. Walter Johnson | LB | La. Tech |
| (choice from Kansas City) | | |
| 3. Cody Carlson | QB | Baylor |
| 4a. (choice to L.A. Rams for Drew Hill) | | |
| 4b. Mark Dusbabek | LB | Minnesota |
| (choice from Kansas City) | | |
| 5a. (choice to Washington for Tony Zendejas) | | |
| 5b. Spencer Tillman | RB | Oklahoma |
| (choice from L.A. Rams for Jim Everett) | | |

| | | |
|--|-------|----------------|
| 6a. Al Smith | LB | Utah State |
| 6b. Toby Caston | LB | LSU |
| (choice from Kansas City for Larry Moriarty) | | |
| 7. Robert Banks | DE/LB | Notre Dame |
| 8. Michel James | WR | Washington St. |
| 9. Wes Neighbors | C | Alabama |
| 10. Curtis Duncan | WR | Northwestern |
| 11. John Davis | T/C | Georgia Tech |
| 12. Ira Valentine | RB | Texas A&M |

1988

| Player | Pos | School |
|--|-------|----------------|
| 1a. (choice from L.A. Rams for Jim Everett, sent to L.A. Raiders for Sean Jones) | | |
| 1b. Lorenzo White | RB | Michigan St. |
| 2. Quintin Jones | CB | Pittsburgh |
| (reacquired from L.A. Raiders with Sean Jones) | | |
| 3a. (choice to San Diego) | | |
| 3b. Greg Montgomery | P | Michigan St. |
| (choice from San Diego) | | |
| 3c. (choice to L.A. Raiders for Sean Jones) | | |
| 4. (choice to L.A. Raiders for Sean Jones) | | |
| 5a. Cris Dishman | CB | Purdue |
| (choice from San Diego) | | |
| 5b. Chris Verhulst | TE | Chico State |
| 6. Kurt Crain | LB | Auburn |
| 7. Tracey Eaton | S | Portland State |
| 8. David Viaene | C | Minn.-Duluth |
| 9. David Spradlin | LB | TCU |
| 10. Marco Johnson | WR/KR | Hawaii |
| 11. Jethro Franklin | DE | Fresno State |
| 12. John Brantley | LB | Georgia |

1989

| Player | Pos | School |
|---------------------|-------|---------------|
| 1. David Williams | T | Florida |
| 2. Scott Kozak | LB | Oregon |
| 3. Bubba McDowell | S | Miami (Fla.) |
| 4. Rod Harris | WR/KR | Texas A&M |
| 5. Glenn Montgomery | NT | Houston |
| 6. Bo Orlando | CB | West Virginia |
| 7. Tracy Rogers | LB | Fresno State |
| 8. Alvoid Mays | CB | West Virginia |
| 9. Bob Mrosko | TE | Penn State |
| 10. Tracy Johnson | FB | Clemson |

| Player | Pos | School |
|--------------------|-----|---------------|
| 11. Brian Smider | T | West Virginia |
| 12. Chuck Hartlieb | QB | Iowa |

1990

| Player | Pos | School |
|--------------------|-----|----------------|
| 1. Lamar Lathon | LB | Houston |
| 2. Jeff Alm | DT | Notre Dame |
| 3. Willis Peguese | DE | Miami (Fla.) |
| 4. Eric Still | G/T | Tennessee |
| 5. Richard Newbill | LB | Miami (Fla.) |
| 6. Tony Jones | WR | Texas |
| 7. Andy Murray | FB | Kentucky |
| 8. Brett Tucker | DB | No. Illinois |
| 9. Pat Coleman | WR | Mississippi |
| 10. Dee Thomas | DB | Nicholls State |
| 11. Joey Banes | T | Houston |

| | | |
|------------------|----|--------|
| 12. Reggie Slack | QB | Auburn |
|------------------|----|--------|

1991

| Player | Pos | School |
|--|-----|--------------|
| 1. (choice to New England) | | |
| 2a. Mike Dumas | S | Indiana |
| (choice from New England) | | |
| 2b. Darryll Lewis | CB | Arizona |
| (choice from Minnesota through Dallas) | | |
| 2c. John Flannery | C | Syracuse |
| 3a. Steve Jackson | CB | Purdue |
| 3b. Kevin Donnalley | T | No. Carolina |
| (choice to Miami) | | |
| 4a. David Rocker | DT | Auburn |
| (choice from New England) | | |
| 4b. Marcus Robertson | CB | Iowa State |
| 5. Gary Wellman | WR | USC |
| 6. (choice to Philadelphia) | | |
| 7. Kyle Freeman | LB | Angelo State |
| 8. Gary Brown | RB | Penn State |
| 9. Shawn Jefferson | WR | Central Fla. |
| 10. Curtis Moore | LB | Kansas |
| 11. James Smith | S | Richmond |
| 12. Alex Johnson | WR | Miami (Fla.) |

1992

| Player | Pos | School |
|--------------------------|-----|-----------------|
| 1. (choice to San Diego) | | |
| 2. Eddie Robinson | LB | Alabama St. |
| 3. Corey Harris | WR | Vanderbilt |
| 4. Mike Mooney | T | Georgia Tech |
| 5a. Joe Bowden | LB | Oklahoma |
| 5b. Tony Brown | CB | Fresno State |
| (from New Orleans) | | |
| 5c. Tim Roberts | DT | So. Mississippi |
| 6. Mario Bailey | WR | Washington |
| 7. Elbert Turner | WR | Illinois |
| 8. Bucky Richardson | QB | Texas A&M |
| 9. Bernard Dafney | T | Tennessee |
| 10. Dion Johnson | WR | East Carolina |
| 11. Anthony Davis | LB | Utah |
| 12. Joe Wood | PK | Air Force |

1993

| Player | Pos | School |
|-----------------------------|-----|---------------|
| 1. Brad Hopkins | T | Illinois |
| 2. Micheal Barrow | LB | Miami (Fla.) |
| 3. (choice to Philadelphia) | | |
| 4. Travis Hannah | WR | USC |
| 5. John Henry Mills | TE | Wake Forest |
| 6. Chuck Bradley | T | Kentucky |
| 7. Patrick Robinson | WR | Tennessee St. |
| 8. Blaine Bishop | CB | Ball State |

1994

| Player | Pos | School |
|--------------------------|-----|--------------|
| 1. Henry Ford | DE | Arkansas |
| 2. Jeremy Nunley | DE | Alabama |
| 3. Malcolm Floyd | WR | Fresno State |
| (compensatory selection) | | |
| 4a. Mike Davis | CB | Cincinnati |

(choice from Minnesota for Warren Moon)
 4b. Sean Jackson RB Florida State
 5a. Roderick Lewis TE Arizona
 5b. Jim Reid T Virginia
 (compensatory selection)
 6a. Lee Gissendaner WR Northwestern
 6b. Barron Wortham LB Texas-El Paso
 (compensatory selection)
 7. Lemanski Hall LB Alabama

1995

| Player | Pos | School |
|--|-------|-----------------|
| 1. Steve McNair | QB | Alcorn State |
| 2. Anthony Cook | DT/DE | S. Carolina St. |
| 3a. Chris Sanders | WR | Ohio State |
| 3b. Rodney Thomas | RB | Texas A&M |
| (choice from Minnesota for QB Warren Moon) | | |
| 3c. Torey Hunter | CB | Washington St. |
| (compensatory selection) | | |
| 4. Michael Roan | TE | Wisconsin |
| 5a. (choice to Washington in Wilber Marshall ruling) | | |
| 5b. Gary Walker | DT/DE | Auburn |
| (choice from New England for loss of Tim Roberts) | | |
| 6. Hicham El-Mashtoub | C | Arizona |
| 7. C.J. Richardson | S | Miami (FL) |

1996

| Player | Pos | School |
|---|-------|--------------|
| 1a. (choice to Oakland) | | |
| 1b. Eddie George | RB | Ohio State |
| (choice from Seattle for DT Glenn Montgomery) | | |
| 2a. Bryant Mix | DT/DE | Alcorn State |
| 2b. Jason Layman | T/G | Tennessee |
| (choice from Atlanta through Oakland) | | |
| 3. Terry Killens | LB | Penn State |
| 4a. Kendrick Burton | DE | Alabama |
| 4b. Jon Runyan | T | Michigan |
| (choice from Oakland) | | |
| 5. Rayna Stewart | S/CB | No. Arizona |
| 6. Anthony Dorsett | CB | Pittsburgh |
| 7. Mike Archie | RB | Penn State |

1997

| Player | Pos | School |
|---|-------|----------------|
| 1. Kenny Holmes | DE | Miami (Fla.) |
| (exchanged first-round selections with Kansas City) | | |
| 2. Joey Kent | WR | Tennessee |
| 3a. Denard Walker | CB | LSU |
| 3b. Scott Sanderson | T | Washington St. |
| (choice from Kansas City) | | |
| 4a. Derrick Mason | WR | Michigan St. |
| (choice from Atlanta for QB Chris Chandler) | | |
| 4b. Pratt Lyons | DT/DE | Troy State |
| (choice from Oakland through New Orleans) | | |
| 4c. (choice to New Orleans to move up in fourth round; pick originally acquired from Kansas City) | | |

| | | |
|---|------|----------|
| 5. George McCullough | CB | Baylor |
| 6a. (choice to New Orleans to move up in fourth round; pick originally obtained from Atlanta for QB Chris Chandler) | | |
| 6b. Dennis Stallings | LB | Illinois |
| (choice from Kansas City) | | |
| 6c. (choice to St. Louis for DE Robert Young) | | |
| 7. Armon Williams | S/LB | Arizona |

1998

| Player | Pos | School |
|-------------------|-----|---------------|
| 1. Kevin Dyson | WR | Utah |
| 2. Samari Rolle | CB | Florida State |
| 3. Dainon Sidney | CB | UAB |
| 4. Joe Salave'a | DT | Arizona |
| 5. Benji Olson | G | Washington |
| 6. Lee Wiggins | CB | So. Carolina |
| 7a. Jimmy Sprotte | LB | Arizona |
| 7b. Kevin Long | C | Florida State |

1999

| Player | Pos | School |
|---------------------|-----|---------------|
| 1. Jevon Kearse | DE | Florida |
| 2. John Thornton | DT | West Virginia |
| 3. Zach Piller | G | Florida |
| 4a. Brad Ware | S | Auburn |
| 4b. Donald Mitchell | CB | So. Methodist |
| 5. Kevin Daft | QB | Calif.-Davis |
| 6. Darran Hall | WR | Colorado St. |
| 7. Phil Glover | LB | Utah |

2000

| Player | Pos | School |
|----------------------|-----|-----------------|
| 1. Keith Bulluck | LB | Syracuse |
| 3a. Erron Kinney | TE | Florida |
| 3b. Byron Frisch | DE | BYU |
| 4a. Bobby Myers | S | Wisconsin |
| 4b. Peter Simon | LB | Oregon |
| 5a. Aric Morris | S | Michigan St. |
| 5b. Frank Chamberlin | LB | Boston College |
| 6. Robaire Smith | DE | Michigan St. |
| 7a. Mike Green | RB | Houston |
| 7b. Wes Shivers | T | Mississippi St. |

ALL-TIME COACHES ROSTER

| | | |
|---|--|---|
| <p>Andrus, Bart1997-99 #Armstrong, Neill1962-63 Baggett, Charlie1993-94 Baugh, Sammy1964-65 Beatty, Bruce1973 Beightol, Larry1995 Bettis, Tom1986-87, '93-94 #Biles, Ed1974-80, '81-83 Boghosian, Sam1974-75 Bourgeois, Andy1973-83 Breaux, Don1972 Brown, Greg1997-98 Bugel, Joe1977-80 Bush, Frank1992-94 Callahan, Ray1981-82 Campbell, Hugh1984-85 Carpenter, Lew1973-74 Childress, Joe1966-70 Konkright, W.F. "Red"1963-64 *Couy, Dick1994-96 *Dalton, O. Kay1983-84 Devlin, John1984-85 Devore, Hugh1966-70 Dickson, George1971 Dry, F.A.1966-70 Durden, Earnel1973 #Eddy, Jim1990-92 Ettinger, John1964 *Faragalli, Joe1985 #Fisher, Jeff1994-99 Gaines, Gene1984-85 Galat, Joe1981 Gambold, Bob1978-82 Gilbert, O'Neill1997-99 *Gilbride, Kevin1989-94 Gillman, Sid1973-74 #Glanville, Jerry1984-89 Gray, Jerry1997-99 Helton, Kim1987-89 Henning, Dan1972 Henshaw, George1997-99 *Hill, King1971-80</p> | <p>Houston, Ken1982-85 Huff, Gary1986 Hughes, Ed1971 Ivy, Frank "Pop"1962-63 Jackson, Milt1986-88 *Jamieson, Dick1986-87 Jones, June1987-88 Jones, Ronnie1993 Lemm, Wally1960-61, '66-70 Lemmerman, Bruce1984-85 Lowry, Alan1996-99 Madro, Joe1972-74 McCalmon, Miller1986-87 McCullough, Ken1976 McFadin, "Bud" Lewis1966-70 Miller, Burnie1971-73 Munchak, Mike1995-99 #Nolan, Dick1981 Norris, Rex1995-98 Novak, Frank1989-94 Padilla, Bob1984-85 Palmer, Chris1990-92 Pardee, Jack1990-94 Peccatiello, Larry1972-75 Pendergast, Clancy1995 Perry, Rod1995-96 Peterson, Bill1972-73 Pettibon, Richie1974-77 #Phillips, O.A. "Bum"1974-80 Phillips, Wade1976-80 Pitts, Elijah1981-83 Polsfoot, Fran1968-71, 75-76 Purnell, Russ1995-98 Rapp, Vic1983 Reese, Floyd1986-89 *Rhome, Jerry1995-96 Rice, George1975-76 Roberts, Al1984-85 Robinson, Wayne1966-67 #Ryan, Buddy1993 Rymkus, Lou1960-61, '65 Saban, Nick1988-89</p> | <p>#*Schlinkman, Walt1960-63, 1965-71, 1976 Schwartz, Jim1999 Selcer, Dick1981-82 Sherman, Ray1988-89 *Shipp, Ken1977-78 Shively, Doug1986-89 *Shofner, Jim1981-82 #Sidwell, Steve1995-96 Simmons, Warren1996 Simpson, Jackie1972 Smith, Jerry1972 Smith, Richard1988-92 Smith, Sherman1995-99 Speedie, Mac1960-61 Spencer, Joe1961-65 Stanley, Jim1990-94 Staub, Ralph1982-83 Steber, John1964 *Steckel, Les1995-99 #Studley, Chuck1983 Taylor, Hugh "Bones"1964-65 Thomas, Pat1990-92 #Wallner, Fred1960-61 Walsh, Bill1983-86 Walters, Steve1999 Washburn, Jim1999 Watterson, Steve1988-99 #Williams, Gregg1993-99 Woolley, Joe1973-75 Young, Bob1990-94 Young, John Paul1978-80 Yowarsky, Walt1971 Zwahlen, Ernie1971</p> |
|---|--|---|

*Indicates Offensive Coordinator

Indicates Defensive Coordinator



A press conference was held in February to announce the signing of Tennessee's first free agent signings of the off-season -- offensive tackle Fred Miller (Rams) and linebacker Randall Godfrey (Cowboys).

ALL-TIME PLAYERS ROSTER

| | | | |
|----------|--|-------|--|
| 56 | Abraham, Robert , LB, N.C. State, 1982-87 | 58 | Brantley, John , LB, Georgia, 1989 |
| 86 | Akiu, Mike , WR, Hawaii, 1985-86 | 52 | Brazile, Robert , LB, Jackson State, 1975-84 |
| 95/88 | Aldridge, Allen , DE, Prairie View, 1971-72 | 21 | Brezina, Bobby , RB, Houston, 1963 |
| 36 | Aldridge, Melvin , S, Murray State, 1993 | 92 | Briehl, Tom , LB, Stanford, 1985-8 |
| 19 | Alexander, Willie , CB, Alcorn A&M, 1971-79 | 83 | Broadnax, Jerry , TE, Southern, 1974 |
| 76/80 | Allen, Dalva , DE, Houston, 1960-61 | 88 | Brooks, Billy , WR, Oklahoma, 1981 |
| 31 | Allen, Gary , RB, Hawaii, 1982 | 73 | Brooks, Leo , DT, Texas-Austin, 1970-72 |
| 73 | Allen, George , DT, W. Texas State, 1966-67 | 22 | Brown, Don , RB, Houston, 1960 |
| 29 | Allen, Patrick , CB, Utah State, 1985-90 | 31/33 | Brown, Gary , RB, Penn State, 1991-95 |
| 76 | Alm, Jeff , DT, Notre Dame, 1990-93 | 84 | Brown, Larry , TE, Georgia, 1999 |
| 84/82 | Alston, Mack , TE, Maryland State, 1973-76 | 17/89 | Brown, Reggie , WR, Alabama State, 1993-94 |
| 12 | Amundson, George , RB, Iowa State, 1973-74 | 27 | Brown, Sonny , S, Oklahoma, 1987 |
| 14 | Anderson, Billy , QB, Tulsa, 1967 | 24 | Brown, Steve , CB, Oregon, 1983-90 |
| 22 | Anderson, Herbie , CB, Texas A&I, 1991 | 22 | Brown, Tony , CB, Fresno State, 1992-93 |
| 83 | Anderson, Warren , WR, W. Virginia St., 1978 | 38 | Bryant, Domingo , S, Texas A&M, 1987-88 |
| 70 | Appleton, Scott , DT, Texas, 1964-66 | 81 | Bryant, Steve , WR, Purdue, 1982-84 |
| 22 | Archie, Mike , RB, Penn State, 1996-98 | | Burke, Edward , G, Notre Dame, 1964 |
| 39 | Armstrong, Adger , RB, Texas A&M, 1980-82 | 25 | Burrell, Ode , RB, Mississippi State, 1964-69 |
| 86 | Arnold, Walt , TE, New Mexico, 1982-83 | 00 | Burrough, Ken , WR, Texas Southern, 1971-81 |
| | Atchason, Jack , TE, W. Illinois, 1960 | 68 | Burton, Al , DE, Bethune-Cookman, 1976 |
| 48 | Atkins, Bob , S, Grambling, 1970-75 | 94 | Burton, Kendrick , DE, Alabama, 1996 |
| 61 | Autry, Hank , C, So. Mississippi, 1969-70 | 94 | Bush, Frank , LB, N.C. State, 1985-86 |
| 42 | Avery, Steve , FB, No. Michigan, 1989 | 87 | Butler, Jim , TE, Tulsa, 1972 |
| | | 2 | Butler, Skip , K, Texas-Arlington, 1972-77 |
| | | 3 | Butts, Marion , RB, Florida State, 1995 |
| 33 | Babb, Gene , LB, Austin College, 1962-63 | 83 | Byrd, Isaac , WR, Kansas, 1997-99 |
| 80/11 | Bailey, Harold , WR, Oklahoma St., 1981-83 | 71 | Byrd, Richard , DT, So. Mississippi, 1985-89 |
| 82 | Bailey, Mario , WR, Washington, 1992 | | |
| 18 | Baker, Ed , QB, Lafayette, 1972 | | |
| 75 | Baker, Jesse , DE, Jacksonville St. (AL), 1979-87 | | |
| 84 | Baker, Johnny , LB, Mississippi St., 1963-66 | 79 | Caldwell, Bryan , DE, Arizona State, 1984 |
| 12/18 | Baker, Melvin , WR, Texas Southern, 1972 | 16 | Camarillo, Rich , P, Washington, 1994-95 |
| 40 | Banfield, Tony , CB, Oklahoma St., 1960-65 | 34 | Campbell, Earl , RB, Texas, 1978-84 |
| 36 | Banks, Chuck , FB, W. Virginia Tech, 1987 | 35 | Campbell, Woody , RB, Northwestern, 1967-71 |
| 97 | Banks, Robert , DE, Notre Dame, 1988 | 20 | Cannon, Billy , RB, Louisiana State, 1960-63 |
| 49/86 | Barber, Mike , TE, Louisiana Tech, 1976-81 | 14 | Carlson, Cody , QB, Baylor, 1987-94 |
| 58 | Barnes, Pete , LB, Southern, 1967-68 | 26 | Carpenter, Rob , RB, Miami (OH), 1977-81 |
| 22/32 | Barnes, Tomur , CB, North Texas, 1994-97 | 63 | Carr, Levert , T, No. Central State, 1972-73 |
| 56/51 | Barrow, Micheal , LB, Miami (FL), 1993-96 | 53 | Carrell, John , LB, Texas Tech, 1966 |
| 27 | Bass, Glen , WR, East Carolina, 1967-68 | 88 | Carrington, Ed , TE, Virginia, 1969 |
| 63 | Baumgartner, Steve , DE, Purdue, 1977-79 | 68 | Carroll, Ronnie , G/DT, Sam Houston St, 1974-75 |
| 11 | Beathard, Pete , QB, USC, 1967-69 | 82 | Carson, John , TE, Georgia, 1960 |
| 78 | Beams, Byron , DT, Notre Dame, 1961 | 63/58 | Carter, David , C, W. Kentucky, 1977-84 |
| 17 | Beck, Braden , K, Stanford, 1971 | 46/85 | Carter, Pat , TE, Florida State, 1994 |
| 81/88 | Beirne, Jim , WR, Purdue, 1968-73, 1975-76 | 41 | Carwell, Larry , CB, Iowa State, 1967-68 |
| 33 | Bell, Billy , CB, Lamar, 1989 | 87 | Casper, Dave , TE, Notre Dame, 1980-83 |
| 57 | Belotti, George , C, USC, 1960-61 | 88 | Caster, Rich , WR, Jackson State, 1978-80 |
| 52/50/51 | Benson, Duane , LB, Hamline, 1974-76 | 56/90 | Caston, Toby , LB, Louisiana State, 1987-88 |
| 83 | Bergey, Bruce , DT, UCLA, 1971 | 51 | Caveness, Ron , LB, Arkansas, 1966-68 |
| 65 | Bethea, Elvin , DE, N. Carolina A&T, 1968-83 | 26 | Cecil, Chuck , S, Arizona, 1995 |
| 4 | Beverly, David , P, Auburn, 1974 | | Chancellor, Ken , C, Houston, 1964 |
| 82 | Billingsley, Ron , DT, Wyoming, 1971-72 | 12 | Chandler, Chris , QB, Washington, 1995-96 |
| 54 | Bingham, Gregg , LB, Purdue, 1973-84 | 25 | Charles, John , S, Purdue, 1971-74 |
| 21 | Birdsong, Craig , S, N. Texas State, 1987 | 57 | Cheek, Richard , G, Auburn, 1972 |
| 23 | Bishop, Blaine , S, Ball State, 1993-99 | 79 | Cheeks, B.W. , RB, Texas Southern, 1965 |
| 66/63 | Bishop, Sonny , G, Fresno State, 1964-69 | 55 | Childress, Ray , DL, Texas A&M, 1985-95 |
| 27 | Blahak, Joe , S, Nebraska, 1973 | 42 | Cindrich, Ralph , LB, Pittsburgh, 1973-75 |
| 16 | Blanda, George , QB, Kentucky, 1960-66 | 31 | Clark, Boobie , RB, Bethune-Cookman, 1979-80 |
| 42 | Blanks, Sid , RB, Texas A&I, 1964-68 | 24 | Cline, Doug , LB, Clemson, 1960-66 |
| 25 | Bostic, Keith , S, Michigan, 1983-88 | 35 | Clinton, Charles , CB, San Jose State*, 1987 |
| 77 | Botchan, Ron , LB, Occidental, 1961 | 16 | Cobble, Eric , RB, S.W. Texas State*, 1987 |
| 59/58 | Boucher, Scott , G, N.E. Louisiana*, 1987 | 39 | Cochrane, Kelly , QB, Miami (FL), 1972 |
| 52 | Bowden, Joe , LB, Oklahoma, 1992-99 | 87 | Cole, Lee , CB, Arizona State, 1996 |
| 85 | Boyette, Garland , LB, Grambling, 1966-72 | 59 | Cole, Linzy , WR, TCU, 1971 |
| 10 | Brabham, Danny , LB, Arkansas, 1963-67 | 87 | Colman, Doug , LB, Nebraska, 1999 |
| | Bradshaw, Craig , QB, Utah State, 1980 | 87 | Coleman, Pat , WR, Mississippi, 1990-94 |

47 Coleman, Ronnie, RB, Alabama A&M, 1974-81
 20 Compton, Dick, WR, McMurray, 1965
 78 Cook, Anthony, DE/DT, So. Carolina St., 1995-98
 98 Cooks, Rayford, DE, No. Texas State*, 1987
 8 Cooper, Joe, K, Cal-Berkeley, 1984
 57 Corker, John, LB, Oklahoma State, 1980-82
 33 Colney, Mark, S, Cameron State, 1975
 76 Cowlings, Al, LB, USC, 1973-74
 40 Craft, Donnie, RB, Louisville, 1982-83
 89 Craig, Dobie, WR, Howard Payne, 1964
 59 Croyle, Phil, LB, Cal-Berkeley, 1971-73
 78 Culp, Curley, DT, Arizona State, 1974-80
 78 Culpepper, Ed, DT, Alabama, 1962-63
 49 Cunningham, Dick, LB, Arkansas, 1973
 20 Currier, Bill, DB, South Carolina, 1977-79
 50 Curry, Bill, C, Georgia Tech, 1973
 80/53 Cutsinger, Gary, DE, Oklahoma St., 1962-68

D

13 Daft, Kevin, QB, California-Davis, 1999
 87 Darby, Al, WR, Florida, 1976
 85 Darrington, Chris, WR, Weber State*, 1987
 88 Daum, Mitch, TE, Wyoming, 1987
 66 Davidson, Greg, C, No. Texas, 1980-82
 90 Davidson, Kenny, DE, LSU, 1994-95
 Davidson, Pete, WR, Citadel, 1960
 12 Davis, Bob, QB, Virginia, 1967-69
 77 Davis, Bruce, T, UCLA, 1987-89
 84 Davis, Donnie, TE, Southern, 1970
 73 Davis, John, G/C, Georgia Tech, 1987-88
 58 Davis, Marvin, LB, Southern, 1974
 30 Davis, Mike, CB, Cincinnati, 1994
 86/84 Davis, Willie, WR, Cent. Arkansas, 1996-98
 34/33 Dawkins, Joe, RB, Wisconsin, 1970-71, 1976
 66 Dawson, Doug, G, Texas, 1990-93
 20 Dawson, Rhett, WR, Florida State, 1972
 67 Dean, Jimmy, DE, Texas A&M, 1978
 3 Del Greco, Al, K, Auburn, 1991-99
 23 Dempsey, Tom, K, Palomar, J.C., 1977
 88 Dewveall, Willard, TE, SMU, 1961-64
 35 Dickenson, Bo, RB, Mississippi So., 1963
 9 Dickey, Lynn, QB, Kansas State, 1971-75
 10 Dietrich, John, K, Ball State*, 1987
 81 Dirden, Johnnie, WR, Sam Houston, 1978
 28 Dishman, Cris, CB, Purdue, 1988-96
 64 Dixon, Joe, DT, Tulsa, 1987
 50 Dodge, Kirk, LB, Nevada-Las Vegas, 1986
 31 Donaldson, Jeff, S, Colorado, 1984-89
 71 Domes, Tom, DT, Wisconsin, 1968-71
 77 Donnalley, Kevin, T/G, No. Carolina, 1991-97
 69 Dorris, Andy, DE, New Mexico St., 1977-81
 30/33 Dorsett, Anthony, CB, Pittsburgh, 1996-99
 21 Douglas, John, CB, Texas Southern, 1969-70
 88 Dressel, Chris, TE, Stanford, 1983-86
 82/85 Drewrey, Willie, WR, W. Virginia, 1985-88, '93
 75 Drungo, Elbert, T, Tennessee State, 1969-77
 30 Dukes, Mike, LB, Clemson, 1960-63
 38 Dumas, Mike, S, Indiana, 1991-93
 31 Duncan, Brian, RB, SMU, 1978
 80 Duncan, Curtis, WR, Northwestern, 1987-93
 11 Duniven, Tom, QB, Texas Tech, 1977-78
 87 Dyson, Kevin, WR, Utah, 1998-99

E

26 Eaglin, Larry, CB, S.F. Austin, 1973
 21 Eason, Bo, S, Cal-Davis, 1984-87
 75 Eatman, Irv, T, UCLA, 1995-96
 21 Eaton, Tracey, S, Portland St., 1988-89
 87 Eccles, Scott, TE, E. New Mexico*, 1987
 87 Edwards, Emmett, WR, Kansas, 1975
 35/32 Edwards, Stan, RB, Michigan, 1982-86

26 Elkins, Lawrence, WR, Baylor, 1965-68
 6 Elkins, Mike, QB, Wake Forest, 1992
 85 Ellender, Richard, WR, McNeese State, 1979
 60 El-Mashtoub, Hicham, C, Arizona, 1995-96
 91 Evans, Josh, DT, Ala.-Birmingham, 1995-99
 86 Evans, Robert, E, Texas A&M, 1965
 73 Evans, Norman, T, TCU, 1965
 78 Eyre, Nick, T, BYU, 1981

F

29 Fairley, Leonard, S, Alcorn A&M, 1974
 51 Fairs, Eric, LB, Memphis State, 1986-91
 20 Farr, Miller, CB, Wichita State, 1967-69
 96/57 Faryniarz, Brett, LB, San Diego State, 1994
 71 Faulkner, Stanley, T, Texas, 1964
 86 Fanning, Stan, DE, Idaho, 1964
 67 Fanucci, Mike, DE, Arizona State, 1973
 51 Favors, Greg, LB, Mississippi State, 1999
 74 Ferguson, Gene, T, Norfolk State, 1971-72
 77 Fields, Angelo, T, Michigan State, 1980-81
 70/60 Fisher, Ed, G, Arizona State, 1974-82
 97 Fisk, Jason, DT, Stanford, 1999
 55 Flannery, John, G/C, Syracuse, 1991-94
 75 Floyd, Don, DE, TCU, 1960-68
 83 Floyd (Seabron), Malcolm, WR, Fresno St., 1994-96
 11/13 Foote, James, QB, Delaware Valley, 1974, '76
 88 Ford, Bernard, WR, Cent. Florida, 1990
 92 Ford, Henry, DE, Arkansas, 1994-99
 89 Foster, Eddie, WR, Houston 1977-78
 78 Foster, Jerome, DE, Ohio State, 83-84
 53 Fowler, Jerry, G, N.W. Louisiana, 1964
 59 Fox, Scott, LB, Austin Peay*, 1987
 77 France, Doug, T, Ohio State, 1983-84
 62 Franklin, Jerrell, G, Southern*, 1987
 28 Frazier, Charles, WR, Texas So., 1962-68
 56 Frazier, Wayne, C, Auburn, 1965
 83/74 Frazier, Willie, TE, Ark. &M, 1964-65, '71, '75
 94 Frederick, Mike, DE, Virginia, 1999
 69 Freelon, Solomon, G, Grambling, 1972-74
 62 Frey, Dick, G, Texas A&M, 1961
 16 Fritsch, Toni, K, None, 1977-81
 55 Frongillo, John, C, Baylor, 1962-66
 95 Fuller, William, DE, No. Carolina, 1986-93
 66 Funchess, Tom, T, Jackson State, 1971-73
 17 Furrer, Will, QB, Virginia Tech, 1995

G

8 Garcia, Teddy, K, N.E. Louisiana, 1990
 82 Garrison, Gary, WR, San Diego State, 1977
 38 Gehring, Mark, TE, E. Washington*, 1987
 27 George, Eddie, RB, Ohio State, 1996-99
 35/26 George, Spencer, RB, Rice, 1997-99
 3 Gerela, Roy, K, New Mexico State, 1969-70
 29 Germany, Willie, S, Morgan State, 1975
 88 Giles, Jimmie, TE, Alcorn Univ., 1977
 81 Givins, Ernest, WR, Louisville, 1986-94
 27 Glick, Freddy, S, Colorado State, 1961-66
 54 Glover, Phil, LB, Utah, 1999
 68 Golic, Mike, DT, Notre Dame, 1985-87
 69/68 Goode, Tom, C, Mississippi State, 1962-65
 68 Goodman, Brian, G, UCLA, 1973-74
 47 Gordon, Bobby, S, Tennessee, 1960
 8 Gossett, Jeff, P, E. Illinois, 1987
 93 Graf, Rick, LB, Wisconsin, 1991-92
 32 Granger, Hoyle, RB, Mississippi St., 1966-70, '72
 62 Grant, Ken, G, Howard Payne, 1970
 21 Gray, Jerry, CB, Texas, 1992
 74 Gray, Leon, OT, Jackson State, 1979-81
 21 Gray, Mel, KR/WR, Purdue, 1995-97
 65 Greaves, Gary, DE, Miami (FL), 1960
 11 Green, Dave, P, Ohio, 1973

36 Gresham, Bob, RB, W. Virginia, 1973-74
 22 Griffin, Larry, DB, No. Carolina, 1986
 59 Grimsley, John, LB, Kentucky, 1984-90
 89 Groman, Bill, WR, Heidelberg, 1960-62, 1966
 81 Groth, Jeff, WR, Bowling Green, 1979-80
 57 Gruneisen, Sam, C, Villanova, 1973
 Guy, Buzz, G, Duke, 1961
 46 Guidry, Paul, LB, McNeese State, 1973
 Guzik, John, LB, Pittsburgh, 1961

H

21 Hadl, John, QB, Kansas, 1976-77
 Hagwood, Rickey, DE, So. Carolina*, 1987
 86 Haik, Mac, WR, Mississippi, 1968-71
 93 Halapin, Mike, DT, Pittsburgh, 1996-97
 21 Hall, Ken, RB, Texas A&M, 1960-61
 51 Hall, Lemanski, LB, Alabama, 1994-97
 90 Hamm, Bob, DE, Nevada-Reno, 1983-84
 82 Hannah, Travis, WR, USC, 1993-95
 30 Hardeman, Don, RB, Texas A&I, 1975-77
 33 Harmon, Ronnie, RB, Iowa, 1996-97
 86 Harris, Corey, WR, Vanderbilt, 1992
 88 Harris, Jackie, TE, NE Louisiana, 1998-99
 61 Harris, Larry, G, Oklahoma State, 1978
 80/83 Harris, Leonard, WR, Texas Tech, 1987-93
 48 Harris, Odie, S/CB, Sam Houston St., 1995
 36 Hartwig, Carter, DB, USC, 1979-84
 54/88 Harvey, Claude, LB, Prairie View, 1970-71
 70 Harvey, Jim, G, Mississippi, 1972
 21 Hatchett, Derrick, CB, Texas, 1983
 70 Hatfield, Mark, T, Bishop's (Que.), 1995
 56 Havig, Dennis, G, Colorado, 1976
 86 Hawkins, Nat, WR, Nevada-Las Vegas, 1975
 62 Hayes, Jim, DT, Jackson State, 1965-66
 71 Hayes, Melvin, T, Mississippi State, 1996-97
 70 Hayman, Conway, G, Delaware, 1975-80
 13 Hammond, Alvin, S, Southern, 1973
 72 Helluin, Jerry, DT, Tulane, 1960
 53 Henderson, Thomas, LB, Langston, 1980
 44 Hendrickson, Steve, HB/F, California, 1995
 37/87 Hennigan, Charles, WR, N.W. La., 1960-66
 15 Hentrich, Craig, P, Notre Dame, 1998-99
 73 Herchman, Bill, DT, Texas Tech, 1962
 33 Hicks, W.K., CB, Texas Southern, 1964-69
 32 Highsmith, Alonzo, FB, Miami (FL), 1987-89
 61 Highsmith, Walter, T, Florida A&M, 1972
 85 Hill, Drew, WR, Georgia Tech, 1985-91
 23 Hill, Greg, CB, Oklahoma State, 1983
 72 Hill, Kent, G, Georgia Tech, 1986-87
 78/70 Hines, Glen Ray, T, Arkansas, 1966-70
 87 Hinton, Eddie, WR, Oklahoma, 1973
 27 Hoage, Terry, S, Georgia, 1993
 53 Hoaglin, Fred, C, Pittsburgh, 1974-75
 36/34 Hoffman, Dalton, RB, Baylor, 1964
 Holigan, Henry, RB, Bishop College, 1963
 99 Holmes, Kenny, DE, Miami (FL), 1997-99
 79 Holmes, Pat, DE, Texas Tech, 1966-72
 39/36 Holmes, Robert, RB, Southern, 1971, 1975
 84 Holston, Mike, WR, Morgan State, 1981-84
 28 Hopkins, Andy, RB, S.F. Austin, 1971
 72 Hopkins, Brad, T, Illinois, 1993-99
 36 Hopkins, Roy, RB, Texas Southern, 1967-71
 29 Houston, Ken, S, Prairie View, 1967-72
 66 Howell, Pat, G, USC, 1983-85
 6 Howfield, Ian, K, Tennessee, 1991
 1 Humphrey, Buddy, QB, Baylor, 1966
 97/51 Hunt, Calvin, C, Baylor, 1972-73
 50 Hunt, Daryl, LB, Oklahoma, 1979-84
 72 Hunt, Kevin, T, Doane (NE), 1973-77
 61 Hunt, Purvis, G/T, Mississippi St., 1995-96
 30 Hunter, Herman, RB, Tennessee St., 1987

25 Hunter, Torey, CB, Washington St., 1995
 82 Husmann, Ed, DT, Nebraska, 1961-65

J

39 Jackson, Andrew, RB, Iowa State, 1987
 46 Jackson, Bob, RB, New Mexico State, 1964
 86 Jackson, Kenny, WR, Penn State, 1989
 24 Jackson, Sean, RB, Florida State, 1994
 41 Jackson, Steve, CB, Purdue, 1991-99
 84 Jacobs, Ray, DT, Howard Payne, 1963
 49 James, Arrike, TE, Delta State, 1987
 6 James, John, P, Florida, 1982-84
 70 Jamison, Al, T, Colgate, 1960-62
 23 Jancik, Bobby, S, Lamar Tech, 1962-67
 47 Jaquess, Pete, CB, New Mexico, 1964-65
 21 Jefferson, Charles, DB, McNeese St.,
 1979-80
 53 Jefferson, Thad, LB, Hawaii*, 1987
 84/80 Jeffries, Haywood, WR, N.C. State, 1987-95
 60 Jenkins, Al, G, Morris Brown, 1973
 21 Johns, Pete, S, Tulane, 1967-69
 15 Johnson, Al, S, Cincinnati, 1972-78
 86 Johnson, Alex, WR, Miami (FL), 1991
 33 Johnson, Benny, CB, J.C. Smith, 1970-73
 84 Johnson, Billy, WR/KR, Widener, 1974-80
 57 Johnson, Byron, LB, Baylor*, 1987
 12 Johnson, Charley, QB, New Mex. St.,
 1970-71
 90 Johnson, Ezra, DE, Morris Brown, 1990-91
 35 Johnson, John H., RB, Arizona State, 1966
 22 Johnson, Kenny, S, Mississippi St., 1986-89
 11 Johnson, Lee, P, BYU, 1985-87
 97 Johnson, Mike, DE, Illinois, 1984-85
 38 Johnson, Rich, RB, Illinois, 1969
 23 Johnson, Richard, CB, Wisconsin, 1985-92
 45 Johnson, Tracy, FB, Clemson, 1989
 57 Johnson, Walter, LB, La Tech, 1987-88
 41 Johnston, Mark, CB, Northwestern, 1960-63
 40/18 Joiner, Charlie, WR, Grambling, 1969-72
 57 Joiner, Tim, LB, LSU, 1983-84
 40 Jolley, Lewis, RB, No. Carolina, 1972-73
 25 Jones, Gene, CB, Rice, 1961
 61 Jones, Harris, G, J.C. Smith, 1973-74
 57 Jones, Lenoy, LB, TCU, 1996-98
 96 Jones, Mike, DT/DE, N.C.State, 1999
 27/19 Jones, Quintin, S, Pittsburgh, 1989-90
 96 Jones, Sean, DE, Northeastern, 1988-93
 11 Jones, Spike, P, Georgia, 1970
 82 Jones, Tony, WR, Texas, 1990-91, 1993
 30 Jones, Victor, RB, LSU, 1990-91
 71 Jones, Willie, DE, Kansas State, 1967
 31 Joyner, Larry, S, Minnesota*, 1987
 38 Joyner, Willie, RB, Maryland, 1984

K

31 Kafentzis, Kurt, S, Hawaii*, 1987
 22 Kay, Bill, CB, Purdue, 1981-83
 90 Kearse, Vernon, DE, Florida, 1999
 62 Kellemeyer, Doug, G, BYU*, 1987
 58 Kelley, Mike, C/G, Notre Dame, 1985-87
 73/72 Kelly, Bob, DT, New Mexico State, 1961-63
 4 Kempf, Florian, K, Pennsylvania, 1982-84
 34 Kendall, Chuck, S, UCLA, 1960
 67/71 Kennard, Ken, DE, Angelo State, 1977-83
 27 Kennedy, Mike, DB, Toledo, 1984
 86 Kent, Joey, WR, Tennessee, 1997-99
 18 Kerbow, Randy, WR, Rice, 1963-64
 50/52 Kidd, Billy, C, Houston, 1987
 50 Killens, Terry, LB, Penn State, 1996-99
 27 Kinard, Terry, S, Clemson, 1990
 31 Kinderman, Keith, RB, Fla. St., 1963, 1965

50/53/57 Kiner, Steve, LB, Tennessee, 1974-78
 46 King, Claude, RB, Houston, 1961
 30 King, Kenny, RB, Oklahoma, 1979
 89 Kinney, George, DE, Willie, 1965
 79 Kirk, Ernest, DE, Howard Payne, 1977
 72 Klotz, Jack, T, Penn State, 1964
 21 Knight, Leander, S, Montclair State, 1990
 25 Knoff, Kurt, DB, Kansas, 1977-78
 72 Koncar, Mark, T, Colorado, 1982
 56 Kozak, Scott, LB, Oregon, 1989-93
 17 Krieg, Dave, QB, Milton (WI), 1997-98
 37 Kush, Rod, S, Nebraska-Omaha, 1985-86

L

99 Ladd, Ernie, DT, Grambling, 1966
 73/72 Lanphear, Dan, DE, Wisconsin, 1960, 1962
 34 Laraway, Jack, LB, Purdue, 1961
 Larkin, Eric, T, Miami (FL)*, 1987
 57 Lathon, Lamar, LB, Houston, 1990-94
 66 Layman, Jason, T/G, Tennessee, 1996-99
 15 Lee, Jackey, QB, Cincinnati, 1960-63, 1966-67
 86 Ledbetter, Monte, WR, N.W. Louisiana, 1967
 62 LeMoine, Jim, G, Utah State, 1968-69
 23 LeVias, Jerry, WR, SMU, 1969-70
 29 Lewis, Darryll, CB, Arizona, 1991-98
 37/55 Lewis, Jess, LB, Oregon State, 1970
 55 Lewis, Richard, LB, Portland State, 1972
 49 Lewis, Roderick, TE, Arizona, 1994-97
 80 Little, John, DT, Oklahoma State, 1975-76
 58 Logan, James, LB, Memphis, 1995
 60 Long, Kevin, C, Florida State, 1998-99
 58/51/53 Lou, Ron, C, Arizona State, 1972-73, 1976
 12 Loveall, Calvin, CB, Idaho, 1988
 10 Luck, Oliver, QB, W. Virginia, 1982-86
 32 Lumpkin, Ron, CB, Arizona State, 1975
 40 Lundy, Dennis, RB, Northwestern, 1995
 28 Lyday, Allen, S, Nebraska, 1984-87
 93 Lyles, Robert, LB, TCU, 1984-90
 98 Lyons, Pratt, DT/DE, Troy State (AL), 1997-98

M

98 Madsen, Lynn, DE, Washington, 1986
 78 Maggs, Don, T/G, Tulane, 1986-92
 22 Majors, Joe, DB, Florida State, 1960
 8 Manning, Archie, QB, Mississippi, 1982-83
 50 Maples, Bobby, C, Baylor, 1965-70
 5 Marcol, Chester, K, Hillsdale, 1980
 62 Marcontell, Ed, G, Lamar Tech, 1967
 77 Marshall, Rich, DT, S.F. Austin, 1967-68
 58 Marshall, Wilber, LB, Florida, 1993
 94 Martin, Charles, DT, Livingston, 1987
 20 Martin, Emanuel, CB, Alabama State, 1993
 56/51 Marts, Lonnie, LB, Tulane, 1997-98
 13/85 Mason, Derrick, WR, Michigan State, 1997-99
 47 Maston, Le'Shai, RB, Baylor, 1993-94
 76 Mathews, Jason, T, Texas A&M, 1998-99
 74 Matthews, Bruce, G/C/T, USC, 1983-99
 11 Matthews, Steve, QB, Memphis State, 1998
 78 Matuszak, John, DT, Tampa, 1973
 58/55 Mauck, Carl, C, Southern Illinois, 1975-81
 42 Maxwell, Tommy, S, Texas A&M, 1974
 77 Mayes, Ben, DT, Drake, 1969
 80 Mayo, Ron, TE, Morgan State, 1973
 86 Mays, Damon, WR, Missouri, 1992-93
 60 McCanness, Jim, G, Clemson, 1960
 78 McCants, Keith, DE, Alabama, 1993-94
 81 McCloskey, Mike, TE, Penn State, 1983-85
 79 McClover, Bubba, DT, Kentucky, 1974
 59 McConnell, Brian, LB, Michigan, 1973
 28 McCullough, George, CB, Baylor, 1997-99
 McDaniel, Wahoo, LB, Oklahoma, 1960

84 McDole, Ron, DE, Nebraska, 1962
 31 McDonald, Keith, WR, San Jose St.*, 1987
 25 McDowell, Bubba, S, Miami (FL), 1989-94
 64 McFadin, Bud, DT, Texas, 1964-65
 95 McGhee, Kanavis, DE, Colorado, 1995
 87 McKeahan, James, TE, Texas A&M, 1995-97
 81 McLeod, Bob, TE, Abilene Christian, 1961-65
 26 McMillian, Audrey, CB, Houston, 1985-87
 9 McNair, Steve, QB, Alcorn State, 1995-99
 37/48 McNair, Todd, RB/FB, Temple, 1994-95
 89 McNeil, Gerald, WR, Baylor, 1990
 86 McNeil, Clifton, WR, Grambling, 1973
 6 McPherson, Don, QB, Syracuse, 1990
 26 Meadows, Darryl, DB, Toledo, 1983-84
 91 Meads, Johnny, LB, Nicholls State, 1984-92
 74/76 Meredith, Dudley, DT, Lamar Tech, 1963, 1968
 29/12 Merkens, Guido, DB/WR, Sam Hou. St., 1978-80
 54 Meyer, John, LB, Notre Dame, 1966-67
 77 Michael, Rich, T, Ohio State, 1960-66
 76 Mikolas, Doug, NT, Portland State, 1988
 84 Miller, Bill, DT, N. Mexico Highlands, 1962
 66 Miller, Clay, T, Michigan*, 1987
 62 Miller, Ralph, G, Alabama State, 1972-73
 48/35/55 Mills, John Henry, TE/LB, Wake For., 1993-96
 16/89 Milstead, Charles, QB, Texas A&M, 1960-61
 30 Miotke, Frank, WR, Grand Valley St., 1990
 41 Mitchell, Donald, CB, Southern Method., 1999
 97 Mitchell, Leroy, CB, Texas Southern, 1969-70
 94 Mix, Bryant, DT, Alcorn State, 1996-97
 9 Montgomery, Glenn, DT, Houston, 1989-95
 9 Montgomery, Greg, P, Michigan St., 1988-93
 24 Montgomery, Mike, WR, Kansas State, 1974
 1 Moon, Warren, QB, Washington, 1984-93
 32 Moore, Ricky, FB, Alabama*, 1987
 22 Moore, Zeke, CB, Lincoln, 1967-77
 76 Moran, Eric, T, Washington, 1984-86
 67 Morgan, Karl, DT, UCLA, 1986
 30 Moriarty, Larry, FB, Notre Dame, 1983-86
 6 Moroski, Mike, QB, Cal-Davis, 1985
 50 Morris, Dennit, LB, Oklahoma, 1960-61
 Morrison, Ron, T, New Mexico, 1960
 11 Moseley, Mark, K, S.F. Austin, 1971-72
 Mrosko, Bob, TE, Penn State, 1989
 80 Mullins, Eric, WR, Stanford, 1984-85
 63 Munchak, Mike, G, Penn State, 1982-93
 50/53 Murdock, Guy, C, Michigan, 1972
 56 Murphy, Mike, LB, S.W. Missouri State, 1979
 77 Musgrove, Spain, DT, Utah State, 1970

N

14 Naponic, Bob, QB, Illinois, 1970
 41 Neal, Lorenzo, FB, Fresno State, 1999
 75 Neil, Kenny, DE, Iowa State*, 1987
 22 Nelson, Benny, S, Alabama, 1964
 83 Nery, Ron, DE, Kansas State, 1963
 26 Newsom, Tony, CB, S.F. Austin, 1987
 46 Nicholson, Oliver, LB, Texas Southern, 1975
 14 Nielsen, Gifford, QB, BYU, 1978-83
 10 Nix, Kent, QB, TCU, 1972
 64 Norgard, Erik, C/G, Colorado, 1990-98
 43 Norton, Jim, S, Idaho, 1960-68
 93 Nunley, Jeremy, DE, Alabama, 1994-95

O

52 Odom, Sammy, LB, N.W. Louisiana, 1964
 14 O'Donnell, Neil, QB, Maryland, 1999
 37 Olerich, Dave, LB, San Francisco, 1971
 39 Oliver, Hubert, FB, Arizona, 1987
 75 Olson, Benji, G, Washington, 1998-99
 45 Onesti, Larry, LB, Northwestern, 1962-65
 26 Orlando, Bo, S, West Virginia, 1990-94

67 Otto, Bob, DE, Idaho State*, 1987
 71 Owens, Joe, DE, Alcorn State, 1976

P

62 Page, Craig, C, Georgia Tech, 1999
 74 Parker, Willie, DT, Arkansas AM&N, 1967-70
 32/20 Parks, Billy, WR, Cal St.-L. Beach, 1973-75
 83 Parks, Dave, WR, Texas Tech, 1973
 89 Parks, Jeff, TE, Auburn, 1986-87
 30 Parrish, Bernie, CB, Florida, 1966
 18 Parsley, Cliff, P, Oklahoma State, 1977-82
 7 Pastorini, Dan, QB, Santa Clara, 1971-79
 44 Peacock, Johnny, S, Houston, 1969-70
 10 Pease, Brent, QB, Montana, 1987-88
 72 Peguese, Willis, DE, Miami (FL), 1990-92
 52 Pennison, Jay, C, Nicholls State, 1986-90
 64 Perkins, Willis, G, Tex. Southern, 1961, 1963
 32 Perry, Vernon, S, Jackson State, 1979-82
 56 Perlo, Phil, G, Maryland, 1960
 69 Petersmark, Brett, C, E. Michigan*, 1987
 77 Pettyjohn, Barry, T, Pittsburgh, 1987
 35 Phenix, Perry, S, Southern Miss, 1998-99
 61 Phillips, Wes, T, Lenoir Rhyne, 1979
 61 Pilgrim, Evan, G, Brigham Young, 1998
 71 Piller, Zach, G, Florida, 1999
 20 Pinkett, Allen, RB, Notre Dame, 1986-91
 53 Pitts, Hugh, C, TCU, 1960
 88 Poole, Bob, TE, Clemson, 1966-67
 39 Poole, Larry, RB, Kent State, 1978
 2 Post, Dickie, RB, Houston, 1971
 84 Preston, Roell, WR, Mississippi, 1999
 58 Pritchard, Ron, LB, Arizona State, 1969-72

Q

46 Queen, Jeff, TE, Morgan State, 1974
 54 Quinn, Steve, C, Notre Dame, 1968

R

68 Randall, Tom, G, Iowa State, 1979
 21 Randle, Tate, DB, Texas Tech, 1982
 12 Ransom, Brian, QB, Tennessee St., 1983-84
 8 Reaves, John, QB, Florida, 1981
 89 Reed, Alvin, TE, Prairie View, 1967-72
 66 Reed, Leo, G, Colorado State, 1961
 60 Regner, Tom, G, Notre Dame, 1967-72
 67 Reid, Jim, T/G, Virginia, 1994-95
 64 Reihner, George, G, Penn State, 1977-80, '82
 37 Reinfeldt, Mike, S, Wis.-Milwaukee, 1976-83
 82 Renfro, Mike, WR, TCU, 1978-83
 17 Rhome, Jerry, QB, Tulsa, 1970
 80 Rice, Andy, DT, Texas Southern, 1967
 85 Rice, Floyd, LB, Alcorn A&M, 1971-73
 72 Rice, George, DT, Louisiana State, 1966-70
 7 Richardson, Bucky, QB, Texas A&M, 1992-94
 24 Richardson, Mike, RB, SMU, 1969-71
 30 Rieves, Charles, LB, Houston, 1964
 53 Riley, Avon, LB, UCLA, 1981-86
 16 Ritchey, James, QB, Stephen F. Austin, 1996
 85 Roaches, Carl, KR, Texas A&M, 1980-84
 80 Roan, Michael, TE, Wisconsin, 1995-99
 90 Roberson, James, DE, Florida State, 1996-98
 57/56 Roberts, Guy, LB, Maryland, 1972-75
 68 Roberts, Tim, DT, So. Mississippi, 1992-94
 73 Robertson, Bob, T, Illinois, 1968
 31 Robertson, Marcus, S, Iowa St., 1991-99
 50/55 Robinson, Eddie, LB, Ala. St., 1992-95, '98-99
 18 Robinson, Paul, RB, Arizona, 1972-73
 37 Robinson, Rafael, S, Wisconsin, 1996
 7 Roby, Reggie, P, Iowa, 1996-97
 34 Rodgers, Willie, RB, Kentucky St., 72-75
 21 Rolle, Samari, CB, Florida State, 1998-99

55 Romano, Jim, C, Penn State, 1984-86
 58 Rossovich, Tim, LB, USC, 1976
 33 Rozier, Mike, RB, Nebraska, 1985-90
 87 Rucker, Conrad, TE, Southern, 1978-79
 77 Rudolph, Council, DE, Kentucky St., 1972
 69 Runyan, Jon, T, Michigan, 1996-99
 55 Rushing, Marion, LB, So. Illinois, 1968
 86 Russell, Derek, WR, Arkansas, 1995-97

S

95 Salave'a, Joe, DT, Arizona, 1998-99
 73 Salem, Harvey, T, Cal-Berkeley, 1983-86
 91/73 Sampson, Greg, T, Stanford, 1972-78
 81 Sanders, Chris, WR, Ohio State, 1995-99
 73 Sanderson, Scott, T, Washington St., 1997-99
 64 Saul, Ron, G, Michigan State, 1970-75
 81 Sawyer, John, TE, So. Mississippi, 1975-76
 52 Schmidt, Bob, C, Minnesota, 1961-63
 62 Schuhmacher, John, G, USC, 78-85
 75 Schultz, Bill, G, USC, 1994
 53 Seale, Eugene, LB, Lamar, 1987-92
 23/37 Severson, Jeff, S, Cal St.-Long Beach, 1973-74
 74 Shirkey, George, DT, S.F. Austin, 1960-61
 37 Sidney, Dainon, CB, Ala.-Birm., 1998-99
 71 Simerson, John, G, Purdue, 1960
 90 Simonsen, Todd, T, So. Dakota State, 1976
 10 Skaugstad, Daryle, DT, Cal-Berkeley, 1981-82
 89/84 Slack, Reggie, QB, Auburn, 1990-91
 47 Slaughter, Webster, WR, San Diego St, 1992-94
 21 Sledge, Leroy, RB, Bakersfield J.C., 1971
 41 Small, Donovan, S, Minnesota*, 1987
 39 Smiley, Tom, RB, Lamar Tech, 1970
 54 Smith, Al, LB, Utah State, 1987-96
 23 Smith, Bob, S, Miami (OH), 1968
 77 Smith, Bubba, DE, Michigan State, 1975-76
 32 Smith, Dave, RB, Ripon, 1960-64
 87 Smith, Dave, WR, Indiana (PA), 1972
 99 Smith, Doug, DT, Auburn, 1985-92
 54 Smith, Larry, LB, Kentucky*, 1987
 77 Smith, Sid, C, USC, 1974
 83 Smith, Tim, WR, Nebraska, 1980-86
 78/70/85 Smith, Tody, DE, USC, 1973-76
 72 Sochia, Brian, DT, N.W. Oklahoma, 1983-85
 29 Sowell, Rich, DB, Alcorn State, 1977
 92 Spears, Anthony, DE, Portland State, 1989
 24 Spence, Julian, S, Huston-Tillotson, 1960-61
 32 Spikes, Jack, RB, TCU, 1965
 12 Stabler, Ken, QB, Alabama, 1980-81
 56/59 Stallings, Dennis, LB, Illinois, 1997-98
 69 Steinfeld, Al, G/T, C.W. Post, 1983
 70 Steinkuhler, Dean, G/T, Nebraska, 1984-91
 27 Sternrick, Greg, CB, Colorado St., 1975-82
 67 Stensrud, Mike, DT, Iowa State, 1979-85
 53 Stepnoski, Mark, C, Pittsburgh, 1995-98
 26 Stewart, Rayna, S/CB, N. Arizona, 1996-97
 70 Stiith, Carel, DT, Nebraska, 1967-69
 69 Stoepel, Terry, T, Tulsa, 1970
 36 Stone, Donnie, RB, Arkansas, 1966
 68 Stotter, Rich, LB, Houston, 1968
 74 Strahan, Arthur, DE, Texas Southern, 1965
 39/53 Stringer, Art, LB, Ball State, 1977-81
 4 Strong, Jasper, WR, Illinois, 1995
 68/75 Stroth, Vince, G, BYU, 1987-88
 98 Studaway, Mark, DE, Tennessee, 1984
 68 Studdard, Les, C, Texas, 1983
 62 Sturm, Jerry, C, Illinois, 1971
 22 Suci, Bob, S, Michigan State, 1962
 76 Suggs, Walt, T, Mississippi State, 1962-71
 7 Sullivan, Kent, P, Cal-Lutheran, 1991, 1993
 8 Superick, Steve, P, West Virginia*, 1987
 40 Sutton, Mickey, S, Auburn, 1966

93 Sutton, Mike, DE, LSU, 1998
 64 Swatland, Dick, G. Notre Dame, 1968

I

61 Talamini, Bob, G, Kentucky, 1960-67
 80 Tasker, Steve, WR, Northwestern, 1985-86
 28 Tatum, Jack, DB, Ohio State, 1980
 42 Taylor, Altie, RB, Utah State, 1976
 87 Taylor, Lionel, WR, N. Mexico Highlands, 1967-68
 70 Taylor, Malcolm, DE, Tenn. St., 1982-83, 1986
 71 Teeter, Mike, DE, Michigan, 1993-94
 82 Thigpen, Yancey, WR, Win.-Sal. St., 1998-99
 28 Thomas, Bill, RB, Boston College, 1973
 36 Thomas, Dee, CB, Nicholls State, 1990
 82 Thomas, Earl, WR, Houston, 1976
 74/77 Thomas, Lee, DE, Jackson State, 1975
 20 Thomas, Rodney, RB, Texas A&M, 1995-98
 70 Thomas, Stan, T, Texas, 1993-95
 28 Thomaselli, Rich, RB, W. Vir.-Wesleyan, 1981-82
 28 Thompson, Emmuel, CB, Texas A&I*, 1987
 51 Thompson, Ted, LB, SMU, 1975-84
 44 Thornton, James, TE, Cal St.-Fullerton, 1995
 78 Thornton, John, DT, West Virginia, 1999
 78 Tilleman, Mike, DT, Montana, 1971-72
 33/32 Tillman, Spencer, RB, Oklahoma, 1987-88, 1992-94
 47 Tobin, Bill, RB, Missouri, 1963
 44 Tolar, Charles, RB, N.W. Louisiana, 1960-66
 42 Tolbert, Jim, CB, Lincoln, 1972
 11 Tolliver, Billy Joe, QB, Texas Tech, 1994
 76 Towns, Morris, T, Missouri, 1977-83
 47 Trammell, Allen, S, Florida, 1966
 79 Trask, Orville, DT, Rice, 1960-61
 10 Trull, Don, QB, Baylor, 1964-69
 96 Tuatagaloa, Natu, DT/DE, California, 1995
 20 Tullis, Willie, DB, Troy State, 1981-84
 95 Turner, Dwain, DT, Rice*, 1987

U

56 Underwood, Olen, LB, Texas, 1966-70

V

45 Valentine, Ira, RB, Texas A&M, 1987
 73 Vanoy, Vernon, DT, Kansas, 1973
 71 Veasey, Craig, DT/DE, Hou., 1992-93, 1995
 88 Verhulst, Chris, TE, Chico State, 1988-89
 34 Viltz, Theo, CB, USC, 1966
 50 Vogel, Paul, LB, South Carolina*, 1987
 31 Voight, Mike, RB, No. Carolina, 1977

W

53 Wainscott, Lloyd, LB, Texas, 1969-70
 25 Walker, Denard, CB, LSU, 1997-99
 96 Walker, Gary, DT, Auburn, 1995-98
 15 Walker, Wayne, K, N.W. Louisiana, 1968
 35 Wallace, Ray, FB, Purdue, 1986-87
 Wallner, Fred, G, Notre Dame, 1960
 82/86 Walls, Herkie, WR, Texas, 1983-84
 32 Walsh, Ward, RB, Colorado, 1971-72
 83 Walters, Joey, WR, Clemson, 1987
 93/77 Walton, Sam, T, East Texas State, 1971
 53/59 Washington, Ted, LB, Miss. Valley, 1973-82
 23 Washington, Vic, RB, Wyoming, 1974
 57 Watson, Ed, LB, Grambling, 1969
 90 Webster, George, LB, Michigan St., 1967-72
 86 Wegener, Bucky, DT, Missouri, 1962-63
 28/86 Weger, Mike, S, Bowling Green, 1976-77
 20 Weir, Sammy, WR, Arkansas State, 1965
 88 Wellman, Gary, WR, USC, 1991-94
 70 Wells, Robert, T, J.C. Smith, 1972
 41 Wells, Terence, RB, So. Mississippi, 1974
 63 Wharton, Hogan, G, Houston, 1960-63

33 White, Bob, RB, Ohio State, 1960
 79 White, Jim, DE, Colorado State, 1974-75
 86 White, John, TE, Texas Southern, 1960-61
 44 White, Lorenzo, RB, Michigan State, 1988-94
 29 White, Robert, CB, Lamar*, 1987
 79 Whitley, Wilson, DT, Houston, 1983
 38 Whittington, C.L., FS, Prairie View, 1974-78
 63 Wilkerson, Doug, G, N.C. Central, 1970
 42 Williams, Armon, S/LB, Arizona, 1997
 73 Williams, David, T, Florida, 1989-95
 69 Williams, Doug, T/G, Texas A&M, 1986-88
 87 Williams, Jamie, TE, Nebraska, 1984-88
 97 Williams, Lee, DE, Bethune-Cook., 1991-93
 78 Williams, Maxie, G, S.E. Louisiana, 1965
 86 Williams, Oliver, WR, Illinois*, 1987
 68 Williams, Ralph, G, Southern, 1982
 35 Williams, Richard, RB, Memphis State, 1984
 49 Williams, Sam, CB, New Mexico Highlands, 1976
 10 Williamson, Lee, QB, Presbyterian (SC), 1994
 44 Willis, Fred, RB, Boston College, 1972-77
 33 Wilson, J.C., DB, Pittsburgh, 1978-83
 82 Wilson, Sheddric, WR, LSU, 1996
 45 Wilson, Tim, RB/TE, Maryland, 1977-82
 22 Wisener, Gary, CB, Baylor, 1961
 88 Witcher, Albert, S, Baylor, 1960
 12 Witkowski, John, QB, Columbia, 1986-87
 67 Wittenborn, John, G, S.E. Missouri, 1964-68
 80 Woods, Glenn, DT, Prairie View, 1969
 42 Woods, Robert, WR, Grambling, 1978
 40 Woolfolk, Butch, RB, Michigan, 1985/86
 52 Wortham, Barron, LB, UTEP, 1994-99
 17 Wright, Elmo, WR, Houson, 1975
 41/89 Wycheck, Frank, TE, Maryland, 1995-99

Y

66 Yarno, George, C/G, Washington St., 1999
 80 Yeats, James, TE, Florida, 1960
 68 Young, Almon, G, Bethune-Cook., 1987
 56 Young, Bob, G, Howad Payne, 1971-80
 77 Young, James, DE, Tex. Southern, 1977-79
 99 Young, Robert, DE, Mississippi St., 1996

Z

87 Zaeske, Paul, WR, North Park, 1969-70
 7 Zendejas, Tony, K, Nevada-Reno, 1985-90

* played in replacement games only

TITANS ALL-TIME HONORS

AFL ALL-PRO

- 1960** George Blanda, QB (Honorable Mention, UPI)
 Billy Cannon, RB (Second Team, UPI)
 Mike Dukes, LB (First Team, UPI)
 Don Floyd, DE (Honorable Mention, UPI)
 Bill Groman, E (First Team, UPI)
 Charlie Hennigan, RB (Honorable Mention, UPI)
 Al Jamison, T (First Team, UPI)
 Mark Johnson, S (First Team, AP, Second Team, UPI)
 Rich Michael, T (First Team, UPI)
 Dennit Morris, LB (Honorable Mention, UPI)
 Jim Norton, S (Honorable Mention, UPI)
 Hugh Pitts, LB (Honorable Mention, UPI)
 Dave Smith, (First Team, AP, UPI)
 Julian Spence, CB (First Team, UPI)
 Orville Trask, DT (Second Team, UPI)
 Fred Wallner, T (Honorable Mention, UPI)
- 1961** Tony Banfield, CB (First Team, AP, UPI, OF, SN, Second Team, NY)
 George Blanda, QB (First Team, AP, UPI, OF, SN, NY)
 Billy Cannon, HB (First Team, AP, UPI, OF, SN, NY)
 Don Floyd, DE (First Team, OF)
 Bill Groman, E (First Team, AP, SN, Second Team, UPI, NY)
 Charlie Hennigan, E (First Team, AP, UPI, OF, SN, NY)
 Ed Husmann, DT (Second Team, UPI, NY)
 Al Jamison, T (First Team, AP, UPI, OF, SN, NY)
 Mark Johnson, S (First Team, NY)
 Jim Norton, S (Second Team, UPI, NY)
 Bob Schmidt, C (Second Team, OF)
 Bob Talamini, G (Second Team, OF)
 Charley Tolar, FB (Second Team, UPI, OF)
- 1962** Tony Banfield, CB (First Team, AP, UPI, OF, PF)
 George Blanda, QB (Second Team, AP, UPI)
 Doug Cline, OLB (Second Team, AP, UPI)
 Don Floyd, DE (First Team, AP, UPI, OF)
 Fred Glick, S (First Team, AP, UPI, OF, NE, NY)
 Charlie Hennigan, (Second Team, NE, NY, Honorable Mention, AP)
 Ed Hussmann, DT (Second Team, UPI)
 Bobby Jancik, S (Second Team, NY, Honorable Mention, AP, UPI)
 Rich Michael, T (Honorable Mention, UPI)
 Bob Schmidt, C (Second Team, UPI, NE)
 Bob Talamini, G (First Team, AP, OF, NE, NY, Second Team, UPI)
 Hogan Wharton, G (Honorable Mention, AP)
- 1964** Sonny Bishop, T (Second Team, UPI)
 Sid Blanks, T (Second Team, UPI)
 Don Floyd, DE (Second Team, UPI)
 Fred Glick, S (First Team, OF, Second Team, NE)

LEGEND

AP - Associated Press
 SN - The Sporting News
 FN - Football News
 NEA - Newspaper Enterprise Assoc.
 CPFN - College & Pro Football Weekly
 UPI - United Press International
 PFW - Pro Football Weekly
 PFWA - Pro Football Writers of America
 FD - Football Digest (since 1991)
 SI - Sports Illustrated (since 1996)
 USA - USA Today



S Ken Houston

Malcolm Emmons - NFL Photos



LB Al Smith

- Charlie Hennigan, E (First Team, AP, UPI, NE, OF, NY)
 Pete Jaquess, CB (Second Team, AP)
 Bob Talamini, G (First Team, NE, OF, Second Team, AP, UPI, NY)
- 1965** Sonny Bishop, G (Second Team, NY)
 Ode Burrell, RB (Second Team, NY)
 Willie Frazier, TE (First Team, AP, UPI, OF, NY)
 W.K. Hicks, CB (Second Team, AP, UPI, NY)
 Bob Talamini, G (First Team, AP, UPI, OF, NY)
- 1966** Johnny Baker, OLB (Second Team, NE)
 George Blanda, K (Second Team, NY)
 Walter Suggs, T (Second Team, UPI, NE)
 Bob Talamini, G (First Team, OF, Second Team, UPI, NE, NY)
- 1967** Miller Farr, CB (First Team, AP, UPI, NE, SN, FN, NY, DE)
 Hoyle Granger, RB (Second Team, AP, UPI, NE)
 Pat Holmes, DE (First Team, AP, UPI, NE, FN, DE, Second Team, SN, NY)
 Bobby Maples, C (Second Team, AP, UPI, NY)
 Jim Norton, S (First Team, FN, DE, Second Team, AP, UPI, NY)
 Walter Suggs, T (First Team, SN, FN, Second Team, AP, UPI, NE)
 Bob Talamini, G (First Team, AP, UPI, NE, SN, FN, DE)
 George Webster, OL (First Team, AP, UPI, NE, SN, FN, NY, DE)
- 1968** Miller Farr, CB (First Team, PF, AP, UPI, NE, SN, FN, NY)
 Hoyle Granger, RB (Second Team, FN)
 Ken Houston, S (Second Team, SN)
 Alvin Reed, TE (First Team, SN, FN, NY, Second Team, AP, UPI)
 Walter Suggs, T (First Team, SN, Second Team, AP, UPI, NE, FN)
 George Webster, OLB (First Team, PF, WA, AP, UPI, NE, SN, FN, NY)
- 1969** Elvin Bethea, DE (Second Team, UPI)
 Sonny Bishop, G (Second Team, SN, Honorable Mention, UPI)
 Garland Boyette, MLB (Honorable Mention, UPI)
 Miller Farr, CB (First Team, SN, Second Team, AP, UPI, NE, NY, SI)
 Hoyle Granger, RB (Second Team, SI, Honorable Mention, UPI, PF)
 Glen Ray Hines, T (Second Team, UPI)
 Ken Houston, S (First Team, NY, SI, Second Team, AP, UPI, SN, FN)
 Alvin Reed, TE (First Team, SN, Second Team, AP, UPI, NE, NY, SI, PF)
 Tom Regner, G (Honorable Mention, UPI)
 George Webster, OLB (First Team, WA, AP, UPI, NE, SN, NY, SI, PF,
 Second Team, HF, NE)

NFL ALL-PRO

- 1970** Ken Houston, S (Second Team, NE)
- 1971** Ken Houston, S (First Team, DZ, TP, Second Team, WA, NE, FN)
- 1972** Ken Houston, S (Second Team, WA, NE)
- 1973** Elvin Bethea, DE (Second Team, NE)
- 1975** Elvin Bethea, DE (First Team, FN, CP, Second Team, AP, NE)
 Robert Brazile, OLB (First Team, DZ)
 Curley Culp, DT (First Team, AP, WA, NE, NY)
 Billy Johnson, KR (Second Team, FN)
- 1976** Robert Brazile, OLB (First Team, WA, FN, NY, Second Team, AP)
- 1977** Robert Brazile, OLB (First Team, NE, Second Team, AP)



Tony Tomasic - NFL Photos

DE Elvin Bethea



Tony Tomasic - NFL Photos

LB Robert Brazile

- Ken Burrough, WR (Second Team, AP, NE)
 Curley Culp, DT (Second Team, NE)
 Billy Johnson, KR (First Team, WA, TP, NY, FX, CP, RS, FW)
- 1978** Elvin Bethea, DE (Second Team, NE)
 Robert Brazile, OLB (First Team, AP, WA, NE, CP, FW)
 Earl Campbell, RB (First Team, AP, WA, NE, CP, DZ, NY, FX, FW)
 Curley Culp, DT (Second Team, AP)
 Toni Fritsch, PK (First Team, AP, WA, NE, DZ)
 Leon Gray, T (First Team, AP, WA, NE, CP, FW)
 Vernon Perry, S (First Team, DZ)
 Mike Reinfeldt, S (First Team, AP, WA, NE, CP, NY, FX, FW)
- 1980** Gregg Bingham, ILB (First Team, FX)
 Robert Brazile, OLB (First Team, WA, NE, SN, CP, FD, FX, FW, Second Team, AP)
 Earl Campbell, RB (First Team, AP, WA, NE, SN, CP, FD, DZ, NY, FX, FW)
 Leon Gray, T (First Team, AP, WA, SN, FD, FW, Second Team, NE)
 Bob Young, G (First Team, FD)
- 1981** Gregg Bingham, ILB (Honorable Mention, DH)
 Robert Brazile, OLB (Second Team, AP, DH)
 Earl Campbell, RB (First Team, CP, Second Team, DH)
 Dave Casper, TE (Honorable Mention, DH)
 Vernon Perry, S (First Team, CP, Honorable Mention, DH)
- 1982** Earl Campbell, RB (Honorable Mention, DH)
 Dave Casper, TE (Honorable Mention, OA)
- 1983** Earl Campbell, RB (Honorable Mention, DH)
 Mike Munchak, G (Second Team, NE)
- 1984** Mike Munchak, G (Second Team, NE, DH)
- 1985** Bo Eason, S (Second Team, NE)
 Bruce Matthews, T (Honorable Mention, DH)
 Mike Munchak, T (First Team, FD, Second Team, AP, NE, DH)
- 1986** Bruce Matthews, T (Third Team, GN)
- 1987** Keith Bostic, S (First Team, NE, FD, FI, Second Team, AP, DH)
 Ray Childress, DE (Honorable Mention, DH)
 Ernest Givins, WR (Honorable Mention, DH)
 Warren Moon, QB (Honorable Mention, DH)
 Mike Munchak, G (First Team, AP, WA, NE, SN, FO, FD, TP, DH)
 Mike Rozier, RB (Honorable Mention, DH)
- 1988** Patrick Allen, CB (Honorable Mention, AP)
 Keith Bostic, S (Honorable Mention, AP)
 Ray Childress, DE (Second Team, AP, NE, CP, FD, Honorable Mention, DH)
 Jeff Donaldson, S (Second Team, CP, Honorable Mention, AP, DH)
 Drew Hill, WR (First Team, DH, Honorable Mention, AP)
 Bruce Matthews, G (First Team, AP, WA, SN, FD, FO, DZ, DH, FW,
 Second Team, NE, CP)
 Warren Moon, QB (Honorable Mention, DH)
 Mike Munchak, G (First Team, WA, NE, FO, FW, Second Team, AP)
- 1989** Ray Childress, DE (Second Team, AP, Honorable Mention, DH)
 Bruce Matthews, G (First Team, AP, SN, DZ, FD, FI, FW, Second Team, NE, CP)
 Greg Montgomery, P (First Team, NE, Honorable Mention, DH)



G Mike Munchak

Louis A. Raynor - NFL Photos



DE Ray Childress

Bob Rosato - NFL Photos

- Warren Moon, QB (Honorable Mention, DH)
 Mike Munchak, G (First Team, WA, NE, FO, FW, Second Team, AP)
- 1990** Ray Childress, DE (First Team, WA, CP, FO, DZ, SN, DH, Second Team, AP, NE, NA, Honorable Mention, PK)
 Ernest Givins, WR (Second Team, AP, Honorable Mention, DH, PK)
 Drew Hill, WR (Honorable Mention, AP, DH)
 Haywood Jeffires, WR (Second Team, CP, NA, Honorable Mention, DH)
 Richard Johnson, CB (Second Team, CP, Honorable Mention, AP)
 Terry Kinard, S (Honorable Mention, AP)
 Bruce Matthews, G (First Team, AP, WA, NE, CP, FO, SN, FI, DH, FW, Second Team, PK)
 Bubba McDowell, S (Honorable Mention, AP, DH)
 Greg Montgomery, P (Honorable Mention, AP, DH)
 Warren Moon, QB (First Team, SN, FI, Second Team, AP, DH, Honorable Mention, FD, PK)
 Mike Munchak, G (Second Team, AP, DH)
- 1991** Ray Childress, DT (First Team, NE, CP, FO, FD, FI, DH, Honorable Mention, AP)
 Cris Dishman, CB (First Team, AP, FO, FD, FI, DH, FW, Second Team, CP)
 William Fuller, DE (Honorable Mention, AP, DH)
 Haywood Jeffires, WR (First Team, AP, WA, FD, FI, Second Team, NE, CP, DH)
 Bruce Matthews, C (First Team, NE, FD, FI, PW, PW, Second Team, AP, CP)
 Bubba McDowell, S (Second Team, AP, CP, DH)
 Warren Moon, QB (Honorable Mention, AP, DH)
 Mike Munchak, G (First Team, AP, WA, CP, FD, Second Team, NE, Honorable Mention, DH)
 Bo Orlando, S (Honorable Mention, AP)
 Al Smith, MLB (First Team, WA, FW, Second Team, CP, DH, Honorable Mention, AP)
- 1992** Ray Childress, DT (First Team, AP, WA, NE, CP, FO, DZ, FI, JT)
 Cris Dishman, S (Honorable Mention, AP)
 William Fuller, DE (Honorable Mention, AP, JT)
 Ernest Givins, WR (Honorable Mention, JT)
 Haywood Jeffires, WR (Honorable Mention, AP, JT)
 Bruce Matthews, C (First Team, AP, WA, NE, SN, FD, JT, Second Team, CP)
 Bubba McDowell, S (First Team, JT, Honorable Mention, AP)
 Greg Montgomery, P (Honorable Mention, AP, JT)
 Mike Munchak, G (Second Team, AP, CP, JT)
 Al Smith, MLB (First Team, AP, FD, Second Team, CP, FO, Honorable Mention, JT)
 Lorenzo White, RB (Honorable Mention, AP, JT)
- 1993** Ray Childress, DT (First Team, FO, Second Team, AP, CP, FD, Honorable Mention, JT)
 Al Del Greco, K (Second Team, FD, Honorable Mention, AP)
 Cris Dishman, CB (Honorable Mention, AP, JT)
 Sean Jones, DE (Honorable Mention, AP, JT)
 Bruce Matthews, C (First Team, WA, SN, CP, FD, FI, Honorable Mention, AP)
 Greg Montgomery, P (First Team, AP, WA, SN, CP, FD, FI, Honorable Mention, JT)
 Warren Moon, QB (Honorable Mention, AP, JT)
 Mike Munchak, G (First Team, FD, FI, Second Team, AP, CP)
 Bo Orlando, S (Honorable Mention, AP)
 Marcus Robertson, S (First Team, AP, SN, JT, Second Team, CP)
 Webster Slaughter, WR (Honorable Mention, AP)



NFL Photos

WR Charlie Joiner



Richard Rappahel- NFL Photos

LB George Webster

- Al Smith, MLB (Honorable Mention, AP)
- 1994** Rich Camarillo, P (Honorable Mention, AP)
Bruce Matthews, C (Honorable Mention, AP)
- 1995** Michael Barrow, MLB (First Team, DZ)
Blaine Bishop, S (First Team, DZ, Second Team, FD, Honorable Mention, AP)
Darryll Lewis, CB (First Team, FD, TJ, Honorable Mention, AP)
Bruce Matthews, G (Second Team, BM, Honorable Mention, AP)
Mark Stepnoski, C (Honorable Mention, AP)
- 1996** Blaine Bishop, S (Honorable Mention, AP)
Al Del Greco, K (Honorable Mention, AP)
Cris Dishman, CB (Honorable Mention, AP)
Mel Gray, KR (Honorable Mention, AP)
Bruce Matthews, G, (First Team, DB, Second Team, AP, FD)
John Henry Mills, ST (Second Team, FI)
Mark Stepnoski, C (Second Team, AP, FD)
- 1997** Blaine Bishop, S (Honorable Mention, AP)
Brad Hopkins, T (First Team, DZ, Honorable Mention, AP)
Bruce Matthews, G (Honorable Mention, AP)
Marcus Robertson, S (First Team, DZ, Honorable Mention, AP)
- 1998** Craig Hentrich, P (First Team, AP, PFW, CPFN, SN, FD, USA)
Bruce Matthews, G (First Team, AP, PFW, SN, USA, Second Team, FD)
Frank Wycheck, TE (First Team, DZ, Second Team, CPFN, FD)
- 1999** Eddie George, RB (Second Team, AP, CPFN, FD)
Jevon Kearse, DE (First Team, AP, DZ, CPFN, SN, FD, PFW)
Bruce Matthews, G (First Team, AP, FD, PFW)
Jon Runyan, T, (Second Team, AP, FD)

ALL-AFC

- 1970** Elvin Bethea, DE (Honorable Mention, UPI)
Glen Ray Hines, T (Honorable Mention, UPI)
Ken Houston, S (First Team, FW, Second Team, UPI)
Jerry LeVias, WR (Honorable Mention, UPI)
Zeke Moore, CB (Honorable Mention, UPI)
Ron Pritchard, OLB (Second Team, UPI)
Alvin Reed, TE (First Team, UPI, FW)
Walter Suggs, T (Honorable Mention, UPI)
- 1971** Elvin Bethea, DE (First Team, FW, Second Team, UPI)
Ken Houston, S (Second Team, UPI, SN, FW)
Ron Pritchard, OLB (Second Team, UPI)
- 1972** Elvin Bethea, DE (First Team, SN, Second Team, UPI)
Ken Houston, S (Second Team, UPI)
Mike Tilleman, DT (Honorable Mention, UPI)
- 1973** Elvin Bethea, DE (Second Team, UPI)
- 1974** Elvin Bethea, DE (First Team, FW, TP, Second Team, UPI)
Gregg Bingham, MLB (Honorable Mention, UPI)
Ken Burrough, WR (Honorable Mention, UPI)
- 1975** Elvin Bethea, DE (First Team, NY)
Robert Brazile, OLB (Second Team, UPI)



WR Ken Burrough



QB Warren Moon

Peter Brouillet—NFL Photos

- Curley Culp, DT (First Team, AP, UPI, SN, FW, NY, TP)
 Billy Johnson, KR (First Team, FW, TP)
- 1976**
 Elvin Bethea, DE (Honorable Mention, UPI)
 Robert Brazile, OLB (First Team, AP, UPI, SN, FW, NY, TP, PB)
 Curley Culp, DT (First Team, SN, FW, TP, PB, Second Team, UPI)
- 1977**
 Elvin Bethea, DE (Honorable Mention, UPI)
 Robert Brazile, OLB (Second Team, UPI)
 Ken Burrough, WR (Second Team, UPI)
 Curley Culp, DT (First Team, FW, Honorable Mention, UPI)
 Billy Johnson, KR (First Team, FW, NY)
- 1978**
 Elvin Bethea, DE (First Team, UPI, FW, NY, FX)
 Robert Brazile, OLB (First Team, UPI, SN, FW, FX, TP)
 Earl Campbell, RB (First Team, UPI, SN, FW, NY, FX, TP)
 Curley Culp, DT (Second Team, UPI)
 Greg Sampson, T (Second Team, UPI)
- 1979**
 Robert Brazile, OLB (First, UPI, SN, FW)
 Earl Campbell, RB (First Team, UPI, SN, FW, NY, FX, TP)
 Curley Culp, DT (Second Team, UPI)
 Toni Fritsch, PK (First Team, UPI, SN, FW, NY, FX, TP)
 Leon Gray, T (First Team, UPI, SN, FW)
 Carl Mauck, C (Second Team, UPI)
 Mike Reinfeldt, S (First Team, UPI, SN, FW, NY, FX, TP)
- 1980**
 Gregg Bingham, ILB (First Team, FX)
 Robert Brazile, OLB (First Team, UPI, FW, NY, FX, TP, PB)
 Earl Campbell, RB (First Team, UPI, FW, NY, FX, TP, PB)
 Leon Gray, T (First Team, UPI, FW, TP)
 Carl Mauck, C (First Team, FX, Honorable Mention, UPI)
 Vernon Perry, S (Second Team, UPI)
 Mike Reinfeldt, S (Second Team, UPI)
 Greg Stemrick, CB (Second Team, UPI)
- 1981**
 Robert Brazile, OLB (First Team, TP, Second Team, UPI)
 Earl Campbell, RB (First Team, FX, NY, Second Team, UPI)
 Leon Gray, T (Second Team, UPI)
 Vernon Perry, S (First Team, FX)
 Carl Roaches, KR (First Team, FW, TP)
- 1982**
 Robert Brazile, OLB (First Team, UPI)
- 1983**
 Tim Smith, WR (First Team, FW)
- 1984**
 Mike Munchak, G (First Team, FW, Second Team, UPI)
- 1985**
 Mike Munchak, G (First Team, FN, Second Team, FN)
- 1986**
 Ray Childress, DE (First Team, FN)
- 1987**
 Keith Bostic, S (First Team, UPI, FW)
 Mike Munchak, G (First Team, UPI, FW, FN)
 Mike Rozier, RB (Second Team, UPI)
- 1988**
 Ray Childress, DE (Second Team, UPI)
 Drew Hill, WR (Second Team, UPI)
 Bruce Matthews, G (First Team, UPI, FW, FN)
 Warren Moon, QB (Second Team, UPI)
 Mike Munchak, G (First Team, FW, Second Team, UPI)



DT Curley Culp

George Gajkovich—NFL Photos



DE Jesse Baker



WR/KR Billy Johnson

- Eugene Seale, ST (First Team, FW)
- 1989** Ray Childress, DE (Second Team, UPI)
 John Grimsley, ILB (Second Team, UPI)
 Bruce Matthews, G (First Team, UPI, FW, FN)
 Greg Montgomery, P (First Team, UPI, FW)
 Warren Moon, QB (First Team, UPI, FN)
 Mike Munchak, G (First Team, UPI, FW)
 Tony Zendejas, K (Second Team, UPI)
- 1990** Ray Childress, DT (First Team, FN, Second Team, UPI)
 Ernest Givins, WR (First Team, UPI)
 Drew Hill, WR (First Team, FN, Second Team, UPI)
 Bruce Matthews, G (First Team, UPI, FW, FN)
 Warren Moon, QB (First Team, UPI, FW, FN)
 Mike Munchak, G (First Team, FN, Second Team, UPI)
- 1991** Ray Childress, DT (First Team, UPI, FW)
 Cris Dishman, CB (First Team, UPI, FW, FN)
 William Fuller, DE (First Team, UPI, FW, FN)
 Haywood Jeffires, WR (First Team, UPI, FW, FN)
 Bruce Matthews, C (First Team, FW)
 Mike Munchak, G (First Team, UPI, FW, FN)
 Al Smith, (First Team, UPI, FW, FN)
- 1992** Ray Childress, DT (First Team, UPI, FW)
 Haywood Jeffires, WR (First Team, UPI, FW, FN)
 Bruce Matthews, C (First Team, UPI, FW, FN)
 Greg Montgomery, P (First Team, UPI)
 Mike Munchak, G (First Team, UPI, FW, FN)
 Al Smith, MLB (First Team, FW, FN)
- 1993** Ray Childress, DT (First Team, UPI, FW, FN)
 Bruce Matthews, C (First Team, UPI, FW, FN)
 Greg Montgomery, P (First Team, UPI, FW, FN)
 Mike Munchak, G (First Team, UPI, FW, FN)
- 1995** Blaine Bishop, S (First Team, UPI, FW, FN)
 Darryll Lewis, CB (First Team, FN, Second Team, UPI)
 Bruce Matthews, G (First Team, UPI, FW, FN)
- 1996** Blaine Bishop, S (Second Team, UPI)
 Al Del Greco, K (Second Team, UPI)
 Eddie George, RB (Second Team, UPI)
 Bruce Matthews, G (First Team, UPI, FW, FN)
 John Henry Mills, ST (First Team, FW)
 Mark Stepnoski, C (Second Team, UPI)
- 1997** Bruce Matthews, G (First Team, FW, FN)
- 1998** Craig Hentrich, P (First Team, PFW, FN)
 Bruce Matthews, G (First Team, PFW, FN)
- 1999** Eddie George, RB (First Team, PFW)
 Jevon Kearse, DE (First Team, PFW, FN)
 Bruce Matthews, G (First Team, PFW, FN)



RB Lorenzo White



DB/KR Willie Tullis



WR Drew Hill

(Year reflects season in which player was selected)

AFL ALL-STARS

- 1961 Tony Banfield, CB (1)
George Blanda, QB (1)
Billy Cannon, HB
Don Floyd, DE (1)
Charlie Hennigan, E (1)
Ed Husmann, DT (1)
Al Jamison, T (1)
Mark Johnston, S
Bob McLeod, E
Dennit Morris, LB
Bob Schmidt, C
Charley Tolar, FB (1)
- 1962 Tony Banfield, CB (2)
George Blanda, QB (2)
Willard Dewveall, E
Don Floyd, DE (2)
Fred Glick, S (1)
Charlie Hennigan, E (2)
Ed Husmann, DT (2)
Al Jamison, T (2)
Rich Michael, T (1)
Jim Norton, S (1)
Bob Schmidt, C (2)
Bob Talamini, G (1)
Charley Tolar, FB (2)
- 1963 Tony Banfield, CB (3)
George Blanda, QB (3)
Fred Glick, S (2)
Charlie Hennigan, E (3)
Ed Husmann, DT (3)
Rich Michael, T (2)
Jim Norton, S (2)
Bob Schmidt, C (3)
Bob Talamini, G (2)
- 1964 Sid Blanks, RB
Don Floyd, DE (3)
Fred Glick, S (3)
Charlie Hennigan, E (4)
Pete Jaquess, CB
Bob Talamini, G (3)
- 1965 Ode Burrell, RB (2)
Willie Frazier, TE
Charlie Hennigan, E (5)
Bob Talamini, G (4)
- 1966 Charles Frazier, E
W.K. Hicks, CB
Bob Talamini, G (5)
- 1967 Woody Campbell, RB
Miller Farr, CB (1)
Hoyle Granger, RB (1)
Pat Holmes, DE (1)
Jim Norton, S (3)
Walter Suggs, T (1)
- 1968 Bob Talamini, G (6)
George Webster, LB (1)
Sonny Bishop, G
Garland Boyette, MLB (1)
Miller Farr, CB (2)
Hoyle Granger, RB (2)
Glen Ray Hines, T (1)
Pat Holmes, DE (2)
Bobby Maples, C
Alvin Reed, TE (1)
Walter Suggs, T (2)
George Webster, LB (2)
- 1969 Jim Beirne, WR
Elvin Bethea, DE (1)
Garland Boyette, MLB (2)
Miller Farr, CB (3)
Glen Ray Hines, T (2)
Ken Houston, S (2)
Jerry LeVias, WR
Zeke Moore, CB (1)
Alvin Reed, TE (2)
George Webster, LB (3)

AFC PRO BOWL

- 1970 Ken Houston, S (3)
Zeke Moore, CB (2)
- 1971 Elvin Bethea, DE (2)
Ken Houston, S (4)
- 1972 Elvin Bethea, DE (3)
Ken Houston, S (5)
- 1973 Elvin Bethea, DE (4)
- 1974 Elvin Bethea, DE (5)
- 1975 Elvin Bethea, DE (6)
Ken Burrough, WR (1)
Curley Culp, DT (1)
Billy Johnson, KR (1)
Dan Pastorini, QB
- 1976 Robert Brazile, OLB (1)
Curley Culp, DT (2)
- 1977 Robert Brazile, OLB (2)
Ken Burrough, WR (2)
Curley Culp, DT (3)
Billy Johnson, KR (2)
- 1978 Elvin Bethea, DE (7)
Robert Brazile, OLB (3)
Earl Campbell, RB (1)
Curley Culp, DT (4)
- 1979 Elvin Bethea, DE (8)
Robert Brazile, OLB (4)
Earl Campbell, RB (2)
Toni Fritsch, K
Leon Gray, T (1)
Mike Reinfeldt, S
- 1980 Robert Brazile, OLB (5)
Dave Casper, TE
Earl Campbell, RB (3)

- Greg Stemrick, CB
- 1981** Robert Brazile, OLB (6)
Earl Campbell, RB (4)
Leon Gray, T (2)
Carl Roaches, KR
- 1982** Robert Brazile, OLB (7)
- 1983** Earl Campbell, RB (5)
- 1984** Mike Munchak, G (1)
- 1985** Mike Munchak, G (2)
- 1987** Keith Bostic, S (1)
Mike Munchak, G (3)
Mike Rozier, RB (1)
- 1988** Keith Bostic, S (2)
Ray Childress, DE (1)
John Grimsley, ILB
Drew Hill, WR (1)
Bruce Matthews, G (1)
Warren Moon, QB (1)
Mike Munchak, G (4)
Mike Rozier, RB (2)
- 1989** Bruce Matthews, G (2)
Warren Moon, QB (2)
Mike Munchak, G (5)
- 1990** Ray Childress, DT (2)
Ernest Givins, WR (1)
Drew Hill, WR (2)
Bruce Matthews, G (3)
Warren Moon, QB (3)
Mike Munchak, G (6)
- 1991** Ray Childress, DT (3)
Cris Dishman, CB
William Fuller, DE
Haywood Jeffires, WR (1)
Bruce Matthews, C (4)
Warren Moon, QB (4)
Mike Munchak, G (7)
Al Smith, MLB (1)
- 1992** Ray Childress, DT (4)
Curtis Duncan, WR
Ernest Givins, WR (2)
Haywood Jeffires, WR (2)
Bruce Matthews, C (5)
Warren Moon, QB (5)
Mike Munchak, G (8)
Al Smith, MLB (2)
Lorenzo White, RB
- 1993** Ray Childress, DT (5)
Haywood Jeffires, WR (3)
Sean Jones, DE
Bruce Matthews, C (6)
Greg Montgomery, P
Warren Moon, QB (6)
Mike Munchak, G (9)
Webster Slaughter, WR (2, 1)
- 1994** Bruce Matthews, C (7)

- 1995** Blaine Bishop, S (1)
Darryll Lewis, CB
Bruce Matthews, C (8)
Mark Stepnoski, C (4, 1)
- 1996** Blaine Bishop, S (2)
Bruce Matthews, G (9)
John Henry Mills, ST
Mark Stepnoski, C (5, 2)
- 1997** Blaine Bishop, S (3)
Eddie George, RB (1)
Bruce Matthews, G (10)
- 1998** Eddie George, RB (2)
Craig Henrich, P
Bruce Matthews, G (11)
Frank Wycheck, TE
- 1999** Eddie George, RB (3)
Jevon Kearse, DE
Frank Wycheck, TE (2)
Bruce Matthews, G (12)

BERT BELL TROPHY

(NFL Most Valuable Player presented by Philadelphia Maxwell Club)

- 1979** Earl Campbell, RB

BERT BELL ROOKIE OF THE YEAR

(NFL Rookie Most Valuable Player presented by Philadelphia Maxwell Club)

- 1996** Eddie George, RB

AFL PLAYER OF THE YEAR

- 1961** George Blanda, QB (UPI, SN)
1967 George Blanda, QB (SN)

AFL DEFENSIVE ROOKIE OF THE YEAR

- 1967** George Webster, LB (SN)

NFL PLAYER OF THE YEAR

- 1978** Earl Campbell, RB (NEA, PFWA, FD, NY)
1979 Earl Campbell, RB (AP, NEA, PFWA)
1980 Earl Campbell, RB (NEA, NY, CP)

NFL OFFENSIVE PLAYER OF THE YEAR

- 1978** Earl Campbell, RB (AP)
1979 Earl Campbell, RB (AP, FW)
1980 Earl Campbell, RB (AP)

NFL DEFENSIVE PLAYER OF THE YEAR

- 1975** Curley Culp, DT (NEA)
1979 Jesse Baker, DT (PFW)

NFL ROOKIE OF THE YEAR

- 1978** Earl Campbell, RB (AP)
1979 Jesse Baker, DT (PFW)
1996 Eddie George, RB (SN, PFW, SI)

NFL OFFENSIVE ROOKIE OF THE YEAR

- 1978 Earl Campbell, RB (PFW)
1996 Eddie George, RB (AP, PFW, FD, CPFN)

NFL DEFENSIVE ROOKIE OF THE YEAR

- 1979 Jesse Baker, DT (PFW)
1999 Jevon Kearse, DE (AP, FN, PFW, CPFN, FD)

AFC PLAYER OF THE YEAR

- 1978 Earl Campbell, RB (SN, NY)

AFC OFFENSIVE PLAYER OF THE YEAR

- 1978 Earl Campbell, RB (UPI, KC)
1990 Warren Moon, QB (UPI)

AFC DEFENSIVE PLAYER OF THE YEAR

- 1975 Robert Brazile, LB (SN)
1979 Jesse Baker, DT (PFW)
Mike Reinfeldt, S (KC)

ED BLOCK COURAGE AWARD

(nominee from each NFL team for courage in battling injuries)

- 1984 Bob Hamm
1985 Pat Howell
1986 Dean Steinkuhler
1987 Kent Hill
1988 Alonzo Highsmith
1989 Doug Smith
1990 Mike Munchak
1991 Bubba McDowell
1992 Warren Moon
1993 Curtis Duncan
1994 Marcus Robertson
1995 Barron Wortham
1996 Blaine Bishop
1997 Bruce Matthews
1998 Steve Jackson
1999 Steve McNair

NFL PLAYER OF THE WEEK

- 1984 Larry Moriarty, RB, Week 11
(AFC Offensive)
1985 Steve Brown, CB, Week 1
(AFC Defensive)
Bo Eason, S, Week 12
(AFC Defensive)
1987 Eugene Seale, LB, Week 4
(AFC Defensive)
1988 Ray Childress, DT, Week 1
(AFC Defensive)
Allen Pinkett, RB, Week 4
(AFC Offensive)
Drew Hill, WR, Week 9
(AFC Offensive)

- 1989 Warren Moon, QB, Week 6
(AFC Offensive)
1990 Warren Moon, QB, Week 6
(AFC Offensive)
Johnny Meads, LB, Week 7
(AFC Defensive)
Warren Moon, QB, Week 11
(AFC Offensive)
Lorenzo White, RB, Week 12
(AFC Offensive)
Warren Moon, QB, Week 15
(AFC Offensive)
Cody Carlson, QB, Week 17
(AFC Offensive)
1991 Lamar Lathon, LB, Week 2
(AFC Defensive)
Ernest Givins, WR, Week 6
(AFC Offensive)
Haywood Jeffires, WR, Week 7
(AFC Offensive)
Warren Moon, QB, Week 12
(AFC Offensive)
Ray Childress, DT, Week 15
(AFC Defensive)
William Fuller, DE, Week 16
(AFC Defensive)
1992 Cody Carlson, QB, Week 13
(AFC Offensive)
Lorenzo White, RB, Week 16
(AFC Offensive)
Ray Childress, DT, Week 17
(AFC Defensive)
1993 Marcus Robertson, S, Week 2
(AFC Defensive)
Greg Montgomery, P, Week 7
(AFC Special Teams)
Warren Moon, QB, Week 8
(AFC Offensive)
Gary Brown, RB, Week 11
(AFC Offensive)
Marcus Robertson, S, Week 12
(AFC Defensive)
William Fuller, DE, Week 13
(AFC Defensive)
Steve Jackson, CB, Week 14
(AFC Defensive)
Gary Brown, RB, Week 16
(AFC Offensive)
Blaine Bishop, S, Week 17
(AFC Defensive)
Ray Childress, DT, Week 18
(AFC Defensive)
1995 Chris Chandler, QB, Week 4
(AFC Offensive)
John Henry Mills, LB, Week 4
(AFC Special Teams)
Cris Dishman, CB, Week 9
(AFC Defensive)
1996 Eddie George, RB, Week 2
(AFC Offensive)

Mel Gray, KR, Week 6
(AFC Defensive)

1997 Eddie George, RB, Week 1
(AFC Offensive)
Marcus Robertson, FS, Week 14
(AFC Defensive)

1998 Blaine Bishop, SS, Week 6
(AFC Defensive)
Mike Archie, RB, Week 7
(AFC Special Teams)
Eddie George, RB, Week 10
(AFC Offensive)

Craig Hentrich, P, Week 10
(AFC Special Teams)
1999 Al Del Greco, K, Div. playoff
(AFC Special Teams)
Steve McNair, QB, Week 8, 16,
AFC Champ.
(AFC Offensive)
Derrick Mason, WR/KR, Week 12,
AFC Champ.
(AFC Special Teams)
Eddie Robinson, LB, Week 14
(AFC Defensive)
Kevin Dyson, Frank Wycheck,
Wildcard Game
(AFC Special Teams)

NFL PLAYER OF THE MONTH

1988 Drew Hill, WR, September
(AFC Offensive)
1990 Warren Moon, QB, November
(AFC Offensive)
1991 Cris Dishman, CB, October
(AFC Defensive)
1992 Lorenzo White, RB, December
(AFC Offensive)
1993 Gary Brown, RB, November
(AFC Offensive)
Al Del Greco, K, November
(AFC Special Teams)
Cris Dishman, CB, December
(AFC Defensive)
1996 Al Del Greco, K, October
(AFC Special Teams)
1998 Craig Hentrich, P, November
(AFC Special Teams)
1999 Jevon Kearsse, DE, December
(AFC Defensive)

NFL ROOKIE OF THE MONTH

1996 Eddie George, RB, Sept.
1999 Jevon Kearsse, DE, Sept., Nov., Dec.

AFC OFFENSIVE ROOKIE OF THE YEAR

1996 Eddie George, RB (PF, FD, CP)

AFC DEFENSIVE ROOKIE OF THE YEAR

1999 Jevon Kearsse, DE
(AP,PF,W,FN,CPFW)

AFL ALL-ROOKIE

1967 George Webster, LB

NFL ALL-ROOKIE

1972 Guy Murdock, C
1973 Gregg Bingham, LB
John Matuszak, DT
1975 Robert Brazile, LB
1977 Rob Carpenter, RB
Bill Currier, DB
George Reihner, G
1978 Earl Campbell, RB
1979 Jesse Baker, DT
Vernon Perry, S
1980 Carl Roaches, KR
1983 Steve Brown, CB
Bruce Matthews, T
Harvey Salem, T
Brian Sochia, DT
1984 Warren Moon, QB
Dean Steinkuhler, T
1985 Ray Childress, DT
1986 Ernest Givins, WR
1989 Bubba McDowell, S
1991 John Flannery, C
1992 Eddie Robinson, LB
1993 Brad Hopkins, T
1995 Chris Sanders, WR
Gary Walker, DT
1996 Eddie George, RB
1997 Kenny Holmes, DE
1998 Kevin Long, C
1999 Jevon Kearsse, DE
John Thornton, DT

PRO BOWL PLAYER OF THE GAME

1976 Billy Johnson, PR

NFL 75th ANNIVERSARY TEAM

Ken Houston, S
Billy Johnson, PR

NFL ALL-DECADE TEAM

1970's Ken Houston, S
1980's Billy Johnson, PR



1981 – Quarterback George Blanda (1960-66)

Blanda was the offensive catalyst for the explosive Oiler squads of the early 1960s. He played quarterback and handled the placekicking chores in Columbia blue for seven of his NFL-record 26 seasons in the league. Blanda was the team's leading passer and scorer in each of those seven seasons and still owns franchise records for most extra points (299), most touchdown passes in a season (36) and most touchdown passes in a game (7). He is also second in points scored with 596. The 36 scoring tosses stood as an NFL record for an astounding 23 years. Blanda's NFL career records include most games (340), most points (2,002) and most extra points (943). And, perhaps most importantly to Oilers fans, Blanda captained the Oilers to two consecutive AFL titles in 1960 and 1961. He was inducted into the Pro Football Hall of Fame in 1981.



1986 — Safety Ken Houston (1967-72)

Houston is still considered one of the best safeties in football history. He picked off 49 passes over his 14-season NFL career and earned Pro Bowl honors 12 consecutive times (1968-69 AFL, 1970-79 NFL). Houston returned an NFL-record nine interceptions for a touchdown in his six seasons as an Oiler. Four of those scores came in 1971, which ties an NFL record. He returned two in one game against San Diego in the 1971 season finale, which also ties an NFL mark. Houston also holds the Oilers record for most career interception return yards with 650. Originally a ninth-round draft choice out of Prairie View A&M, Houston played his final eight seasons with the Washington Redskins. He played in 183 consecutive games before suffering a broken arm at the New York Giants on November 25, 1979. Houston was inducted into the Pro Football Hall of Fame in 1986.



1991 — Running Back Earl Campbell (1978-84)

Perhaps the most recognizable Oiler, Campbell has a monopoly on the team rushing record book. Campbell, fresh off a Heisman Trophy campaign at the University of Texas, was the top pick in the 1978 NFL Draft and dazzled his audience from the outset. He set a single-season club record with a league-leading 1,450 yards his rookie season. Campbell followed that performance with 1,697 yards in 1979 and an astounding 1,934 yards in 1980. Both those totals led the NFL and the latter was second only to O.J. Simpson's 2,003 yards in 1973. Campbell was selected to five Pro Bowls (1978-81, 1983) and retired as the NFL's seventh all-time leading rusher (9,407). He also holds team records for most career yards (8,574), most career attempts (1,979), most touchdown runs (73) and most consecutive games with a rushing touchdown (5). He finished his career in New Orleans. In addition, Campbell is one of just four people officially designated a Texas Legend by the Texas State Legislature. The others are Davy Crockett, Sam Houston and Stephen F. Austin. Campbell is the only designee this century. He was inducted into the Pro Football Hall of Fame in 1991.



1996 — Wide Receiver Charlie Joiner (1969-72)

Joiner played 18 seasons in the NFL, his first four with the Oilers. One of the league's most prolific receivers, he amassed 750 career receptions for 12,146 yards and 65 touchdowns. Joiner caught 82 of those passes as an Oiler, totaling 1,480 yards and 12 touchdowns. He paced the squad with 681 yards and seven touchdown grabs in 1971. Joiner was traded to Cincinnati in 1972, then moved on to San Diego in 1976, where he flourished in the Chargers' wide-open passing attack until 1986. Joiner was inducted into the Pro Football Hall of Fame in 1996, then ranking fifth in receptions and sixth in receiving yardage on the NFL's all-time list.

RETIRED JERSEY NUMBERS

34

In the 38-year history of the Oilers/Titans franchise, only four players have had the distinction of having their jersey number retired — **Jim Norton** (No. 43); **Elvin Bethea** (No. 65); **Earl Campbell** (No. 34); and **Mike Munchak** (No. 63).

Norton played nine seasons for the Oilers (1960-68) as a safety and as a punter, establishing team records at both positions. As a rookie from the University of Idaho, Norton was a member of the Oilers' 1960 AFL Championship team. A four-time league all-star, he holds the club record for most interceptions in a career with 45. Also an accomplished punter, Norton is tops in club history with 519 career punts for a 42.3-yard career average and a long kick of 79 yards (11/22/64 vs. Kansas City).

43

Bethea joined the Oilers in 1968 after an outstanding career at North Carolina A&T. He started at defensive end in the 1968 season opener and didn't miss a game until breaking his arm in November, 1977. That streak of 135 consecutive games played stands third in team history. An eight-time Pro Bowler (1970, 1972-76, 1978-80), Bethea currently holds the Oiler record for most seasons played (16, 1968-83), while his 210 games played (1968-83) stands second. Bethea led the team in quarterback sacks six times, including a career-best mark of 17 in 1973. The Oilers honored him with an "Elvin Bethea Appreciation Night" on August 4, 1983.

63

Campbell, the Oilers' all-time leading rusher and a member of the Pro Football Hall of Fame, was honored by having his number retired at ceremonies on August 13, 1987. His numerous gridiron exploits are chronicled in the Hall of Fame section.

65

Munchak joined the Oilers as a first-round draft pick in 1982 out of Penn State. He was the first offensive lineman selected in the draft and the eighth overall selection. Munchak won the starting left guard position as a rookie and went on to play in 12 campaigns (1982-93) and 159 games (156 starts) for the Oilers. He is tied for third on the team's all-time list for seasons played and ranks fifth in games played. Munchak became a fixture on an offensive line that helped the Oilers to seven consecutive playoff appearances (1987-93). One of the premier guards in the National Football League, Munchak was selected to NFL's "Team of the Decade" for the 1980s and was chosen in 1989 to Oilers' 30th Anniversary "Dream Team." He ranks second in club annals with nine Pro Bowl selections, seven as a starter. Munchak announced his retirement on July 21, 1994, and on the same day, K.S. "Bud" Adams, Jr., announced that jersey No. 63 would be retired on "Mike Munchak Appreciation Day" on November 6, 1994.

TEAM UNIFORM/LOGO HISTORY

The Oilers/Titans uniforms have been through several changes since the team's inception in 1960. The original Oilers helmet, circa 1960, was blue with a white stripe down the middle. The oil derrick logo was also white. Although the derrick itself has remained, many subtle changes have been made to the helmets in the past 39 seasons. In 1964, two red stripes were added to the white striping on top of the helmet. Two years later, the helmet color was changed to silver with red and blue striping. The derrick was changed to blue with a red outline and white background.



In 1972, the Oilers donned blue helmets.



In 1975, the Oilers helmet was switched to the familiar white.




The Oilers switched their face-mask to red in 1983.



The team used this transition logo from 1997-98 when the team moved to Tennessee.

In 1972, the helmet color was switched back to blue, with red and white striping. The derrick was changed to white with a red outline. Three years later, the helmet color was changed to its familiar white with red and blue striping. The derrick was then switched to blue with a red outline. The helmets boasted a gray facemask. In 1983 the facemask was switched to red.

The Oilers created a transition logo that included an oil derrick and three stars, representing the three regions of Tennessee, when the club moved to Nashville. That logo remained in place for two years until the Oilers became the Titans in 1999. With the new name, the club took on a new, modern-day look that pleased the fans of Tennessee. The team's new logo features the fire of the Titans and exemplifies the characteristics of power, strength, knowledge and excellence. The three stars represent the state of Tennessee. The color scheme – Columbia blue, navy and red with an accent of silver retained a link to the team's past, while providing a sleek look that brought the organization into the 21st century.



The Titans primary logo (above) features the fire of the Titans. The three stars represent the state of Tennessee. The secondary sword logo (left) is worn as a patch on the shoulder pads of players' jerseys.

HOUSTON OILERS UNIFORM



TENNESSEE TITANS UNIFORM



JEPPESEN STADIUM — Houston

Years Played1960-64

Record*26-11

First Game9/18/60 — Oilers 38, Los Angeles Chargers 28 (20,156)

Last Game12/20/64 — Oilers 34, Denver 15 (15,839)



Highlights: Oilers capture inaugural AFL Championship with a 24-16 win over the San Diego Chargers at Jeppesen Stadium (1/1/61)...Oilers defend that title the following year with a 10-3 win at San Diego...Jeppesen record crowd of 37,981 watches Dallas nip Oilers 20-17 in overtime in the 1962 AFL Championship Game (12/23/62).

RICE STADIUM — Houston

Years Played1965-67

Record11-10

First Game9/12/65 — Oilers 27, New York Jets 21 (52,680)

Last Game12/16/67 — Oilers 24, San Diego 17 (19,870)



Highlights: Oilers wallop Denver 45-7 (9/3/66), setting an AFL record by not allowing a Broncos first down...after four straight losing seasons, Oilers clinch Eastern Division title with 24-17 win over Chargers (12/17/67)...in 1967, Oilers become first team to go from last in the division to first in one season.

ASTRODOME — Houston

Years Played1968-96
Record*116-105-2
First Game9/9/68 — Kansas City 26, Oilers 21 (45,083)
Last Game12/15/96 — Cincinnati 21, Oilers 13 (15,131)



Highlights: Astrodome was the first domed stadium in the NFL...Oilers 3-2 in playoff games at Astrodome...Oilers appeared in 16 "Monday Night Football" telecasts, going 10-6...in 1980 season finale against Minnesota (12/21/80), Earl Campbell sets NFL record with his fourth 200-yard rushing game of the season...Campbell finishes with 1,934 yards, then the second-highest total in league history...Oilers set team record for points in a game with 58-14 drubbing of Cleveland (12/9/90)...Oilers beat Steelers 31-6 to win first-ever undisputed AFC Central Division title (12/8/91)...Oilers win club-record 11th consecutive game with 24-0 win over the New York Jets (1/2/94)...three former Oilers — Elvin Bethea (No. 65), Campbell (No. 34) and Mike Munchak (No. 63) — have their numbers retired.

LIBERTY BOWL — Memphis

Year Played1997
Record6-2
First Game8/31/97 — Oilers 24, Oakland 21, OT (30,171)
Last Game12/21/97 — Oilers 16, Pittsburgh 6 (50,677)

Highlights: Eddie George ties a franchise record with 216 yards rushing as the Tennessee Oilers win their inaugural game in Tennessee, a 24-21 overtime win over Oakland in Memphis...Oilers close out season with 16-6 win over division tilist Pittsburgh.

DUDLEY FIELD (VANDERBILT STADIUM) — Nashville



Year Played.....1998
Record.....3-5
First Game.....9/13/98 — San Diego 13, Oilers 7 (41,089)
Last Game.....12/26/98 — Minnesota 26, Oilers 16 (41,121)

Highlights: Frank Wycheck catches pass from Steve McNair to score club's first touchdown in Nashville (9/13)...Oilers pummel Cincinnati 44-14 for first win in Nashville (10/18)...Al Del Greco kicks game-winning field goal to secure season sweep of Pittsburgh (11/15).

ADELPHIA COLISEUM — Nashville

Years Played1999

Record*8-0 (regular season) 1-0 (playoffs)

First Game9/12/99 — Tennessee 36, Cincinnati 35 (65,272)

Last Game1/8/00 — Tennessee 22, Buffalo 16 (66,782)



Highlights: The Tennessee Titans recorded an undefeated 9-0 season at home in 1999. Adelphia Coliseum opened its doors in the national spotlight with a preseason victory over the Atlanta Falcons on Aug. 27 in which country music star Faith Hill sang the National Anthem. Tennessee opened the regular season with a come-from-behind 36-35 victory over Cincinnati. But the most memorable victory of the season came in a 22-16 Wild Card victory over Buffalo on Jan. 8, 2000. In that game, Kevin Dyson fielded a lateral pass from Frank Wycheck with 16 seconds left and raced 75 yards down the sideline for the winning score. That play, which propelled Tennessee into an AFC Divisional showdown at Indianapolis the following week, was immediately dubbed “The Music City Miracle” and will go down as one of the most memorable moments in NFL history.

TITANS PLAYOFF HISTORY

POST-SEASON RECORD: 12-14

| DATE | OPPONENT | W/L | SCORE | ATT. |
|----------------------|-----------------|-----|------------|--------|
| +January 1, 1961 | L.A. CHARGERS | W | 24-16 | 32,183 |
| +December 24, 1961 | at San Diego | W | 10-3 | 29,556 |
| +December 23, 1962 | DALLAS | L | 17-20 (OT) | 37,981 |
| +December 31, 1967 | at Oakland | L | 7-40 | 53,330 |
| **December 21, 1969 | at Oakland | L | 7-56 | 53,539 |
| ***December 24, 1978 | at Miami | W | 17-9 | 70,036 |
| **December 31, 1978 | at New England | W | 31-14 | 61,297 |
| *January 7, 1979 | at Pittsburgh | L | 5-34 | 49,417 |
| ***December 23, 1979 | DENVER | W | 13-7 | 48,776 |
| **December 29, 1979 | at San Diego | W | 17-14 | 51,192 |
| *January 6, 1980 | at Pittsburgh | L | 13-27 | 50,475 |
| ***December 28, 1980 | at Oakland | L | 7-27 | 52,762 |
| ***January 3, 1988 | SEATTLE | W | 23-20 (OT) | 49,622 |
| **January 10, 1988 | at Denver | L | 10-34 | 75,968 |
| ***December 24, 1988 | at Cleveland | W | 24-23 | 74,977 |
| **January 1, 1989 | at Buffalo | L | 10-17 | 79,532 |
| ***December 31, 1989 | PITTSBURGH | L | 23-26 (OT) | 58,306 |
| ***January 6, 1991 | at Cincinnati | L | 14-41 | 60,012 |
| ***December 29, 1991 | N.Y. JETS | W | 17-10 | 61,485 |
| **January 4, 1992 | at Denver | L | 24-26 | 75,301 |
| ***January 3, 1993 | at Buffalo | L | 38-41 (OT) | 75,141 |
| **January 16, 1994 | KANSAS CITY | L | 20-28 | 64,011 |
| ***January 8, 2000 | BUFFALO | W | 22-16 | 66,782 |
| **January 16, 2000 | at Indianapolis | W | 19-16 | 57,087 |
| *January 23, 2000 | at Jacksonville | W | 33-14 | 75,206 |
| \$January 30, 2000 | ST. LOUIS | L | 16-23 | 72,625 |

+ AFL Championship Game

* AFC Championship Game

\$ Super Bowl

** AFL/AFC Divisional Playoff Game

*** AFC Wild Card Playoff Game

AFL CHAMPIONSHIP GAME — 1960
HOUSTON 24, LOS ANGELES CHARGERS 16

Jeppesen Stadium, Houston — January 1, 1961

| | | | | | |
|--------------------|---|----|---|---|----|
| Los Angeles | 6 | 3 | 7 | 0 | 16 |
| Houston | 0 | 10 | 7 | 7 | 24 |

Los Angeles—Agajanian 38 field goal
Los Angeles—Agajanian 22 field goal
Houston—Smith 17 pass from Blanda (Blanda kick)
Houston—Blanda 18 field goal
Los Angeles—Agajanian 27 field goal
Houston—Groman 7 pass from Blanda (Blanda kick)
Los Angeles—Lowe 2 run (Agajanian kick)
Houston—Cannon 88 pass from Blanda (Blanda kick)

| | L.A. | Hou. |
|-----------------|-------------|-------------|
| First Downs | 21 | 17 |
| Rushes-Yards | 33-162 | 40-100 |
| Passing Yards | 171 | 301 |
| Total Yards | 333 | 401 |
| Had QB Sacked | 3-28 | 0-0 |
| Passes | 41-21-2 | 32-16-0 |
| Punts | 4-41.0 | 5-54.0 |
| Fumbles/Lost | 2-0 | 0-0 |
| Penalties/Yards | 3-15 | 4-54 |
| A — | 32,183 | |

INDIVIDUAL LEADERS

RUSHING—Los Angeles: Lowe 21-165, Ferguson 4-11, Kemp 6(-9), Ford 2(-5); Houston: Cannon 18-50, Smith 19-45, Hall 3-5
PASSING—Los Angeles: Kemp 41-21-2, 171 yards, 0 TD; Houston: Blanda 31-160, 301 yards, 3 TDs; Cannon 14-0, 0 yards, 0 TD
RECEIVING—Los Angeles: Norton 6-55, Womble 6-29, Kocourek 3-57, Lowe 3-5; Houston: Smith 5-52, Hennigan 4-71, Cannon 3-128, Groman 3-37

AFL CHAMPIONSHIP GAME — 1961
HOUSTON 10, SAN DIEGO CHARGERS 3

Balboa Stadium, San Diego — December 23, 1961

| | | | | | |
|------------------|---|---|---|---|----|
| Houston | 0 | 3 | 7 | 0 | 10 |
| San Diego | 0 | 0 | 0 | 3 | 3 |

Houston—Blanda 46 field goal
Houston—Cannon 35 pass from Blanda (Blanda kick)
San Diego—Blair 12 field goal

INDIVIDUAL LEADERS

RUSHING—Houston: Tolar 16-52, Cannon 15-48, Blanda 2(-4); San Diego: Roberson 8-37, Lowe 5-30, Kemp 3-18, Lincoln 3-7
PASSING—Houston: Blanda 40-18-5, 160 yards, 1 TD; Groman 1-0-1, 0 yards, 0 TD; San Diego: Kemp 32-17-4, 226 yards, 0 TD
RECEIVING—Houston: Cannon 5-53, Hennigan 5-43, Groman 3-32, Dewveall 2-10; San Diego: Kocourek 7-123, Norton 3-48, Flowers 2-17, Roberson 1-11

| | Hou. | S.D. |
|-----------------|-------------|-------------|
| First Downs | 18 | 15 |
| Rushes-Yards | 33-96 | 19-92 |
| Passing Yards | 160 | 177 |
| Total Yards | 256 | 269 |
| Had QB Sacked | 0-0 | 6-49 |
| Passes | 41-18-6 | 32-17-4 |
| Punts | 4-41.5 | 6-33.3 |
| Fumbles/Lost | 5-1 | 2-2 |
| Penalties/Yards | 5-68 | 10-106 |
| A — | 29,556 | |

AFL CHAMPIONSHIP GAME — 1962
DALLAS 20, HOUSTON 17 (Overtime)

Jeppesen Stadium, Houston — December 23, 1962

| | | | | | | |
|----------------|---|----|---|----|---|----|
| Dallas | 3 | 14 | 0 | 0 | 3 | 20 |
| Houston | 0 | 0 | 7 | 10 | 0 | 17 |

Dallas—Brooker 16 field goal
Dallas—Haynes 28 pass from Dawson (Brooker kick)
Dallas—Haynes 2 run (Brooker kick)
Houston—Dewveall 15 pass from Blanda (Blanda kick)
Houston—Blanda 31 field goal
Houston—Tolar 1 run (Blanda kick)
Dallas—Brooker 25 field goal

| | DaL. | Hou. |
|-----------------|-------------|-------------|
| First Downs | 19 | 21 |
| Rushes-Yards | 54-199 | 30-98 |
| Passing Yards | 38 | 261 |
| Total Yards | 237 | 359 |
| Had QB Sacked | 6-50 | 0-0 |
| Passes | 14-9-0 | 46-23-5 |
| Punts | 8-31.2 | 3-39.3 |
| Fumbles/Lost | 2-1 | 0-0 |
| Penalties/Yards | 6-42 | 6-50 |
| A — | 37,981 | |

INDIVIDUAL LEADERS

RUSHING—Dallas: Spikes 11-77, McClinton 24-70, Haynes 14-26, Dawson 5-26; Houston: Tolar 17-58, Cannon 11-37, Smith 2-3
PASSING—Dallas: Dawson 14-9-0, 88 yards, 1 TD; Houston: Blanda 46-23-5, 261 yards, 1 TD
RECEIVING—Dallas: Haynes 3-45, Spikes 2-24, Arbanas 2-21, McClinton 1-4; Houston: Dewveall 6-95, Cannon 6-54, McLeod 5-70, Hennigan 3-39

AFL CHAMPIONSHIP GAME — 1967
OAKLAND 40, HOUSTON 7

Alameda County Coliseum, Oakland — December 31, 1967

| | | | | | |
|----------------|---|----|----|----|----|
| Houston | 0 | 0 | 0 | 7 | 7 |
| Oakland | 3 | 14 | 10 | 13 | 40 |

| | Hou. | Oak. |
|-----------------|-------------|-------------|
| First Downs | 11 | 18 |
| Rushes-Yards | 22-38 | 48-263 |
| Passing Yards | 108 | 101 |
| Total Yards | 146 | 364 |
| Had QB Sacked | 3-34 | 1-10 |
| Passes | 35-15-1 | 26-10-0 |
| Punts | 11-38.6 | 4-14.3 |
| Fumbles/Lost | 4-2 | 0-0 |
| Penalties/Yards | 7-45 | 4-69 |
| A — | 53,330 | |

Oakland—Blanda 37 field goal
Oakland—Dixon 69 run (Blanda kick)
Oakland—Kocourek 17 pass from Lamonica (Blanda kick)
Oakland—Lamonica 1 run (Blanda kick)
Oakland—Blanda 40 field goal
Oakland—Blanda 42 field goal
Houston—Frazier 5 pass from Beathard (Wittenborn kick)
Oakland—Blanda 36 field goal
Oakland—Miller 12 pass from Lamonica (Blanda kick)

INDIVIDUAL LEADERS

RUSHING—Houston: Granger 14-19, Campbell 6-15, Blanks 1-6, Beathard 1(-2); Oakland: Dixon 21-144, Banaszak 15-116, Lamonica 5-22, Hagberg 2(-1)

PASSING—Houston: Beathard 35-15-1, 142 yards, 1 TD; Oakland: Lamonica 24-10-0, 111 yards, 2 TDs; Blanda 20-0, 0 yards, 0 TD

RECEIVING—Houston: Frazier 7-81, Reed 4-60, Campbell 2-5, Taylor 1-6; Oakland: Miller 3-32, Cannon 2-31, Biletnikoff 2-19, Kocourek 1-17

AFL PLAYOFF GAME — 1969
OAKLAND 56, HOUSTON 7

Alameda County Coliseum, Oakland — December 21, 1969

| | | | | | |
|----------------|----|---|----|---|----|
| Houston | 0 | 0 | 0 | 7 | 7 |
| Oakland | 28 | 7 | 14 | 7 | 56 |

| | Hou. | Oak. |
|-----------------|-------------|-------------|
| First Downs | 14 | 17 |
| Rushes-Yards | 19-28 | 37-110 |
| Passing Yards | 169 | 302 |
| Total Yards | 197 | 412 |
| Had QB Sacked | 6-40 | 1-7 |
| Passes | 46-18-3 | 22-14-3 |
| Punts | 11-41.4 | 5-42.0 |
| Fumbles/Lost | 3-2 | 3-1 |
| Penalties/Yards | 3-18 | 7-63 |
| A — | 53,539 | |

Oakland—Biletnikoff 13 pass from Lamonica (Blanda kick)
Oakland—Atkinson 57 interception return (Blanda kick)
Oakland—Sherman 24 pass from Lamonica (Blanda kick)
Oakland—Biletnikoff 31 pass from Lamonica (Blanda kick)
Oakland—Smith 60 pass from Lamonica (Blanda kick)
Oakland—Sherman 23 pass from Lamonica (Blanda kick)
Oakland—Cannon 3 pass from Lamonica (Blanda kick)
Houston—Reed 8 pass from Beathard (Gerela kick)
Oakland—Hubbard 4 run (Blanda kick)

INDIVIDUAL LEADERS

RUSHING—Houston: Granger 14-29, LeVias 1-4, Campbell 1-0, Beathard 3(-5); Oakland: Dixon 13-48, Todd 8-31, Hubbard 6-19, Hagberg 2-9

PASSING—Houston: Beathard 46-18-3, 209 yards, 1 TD; Oakland: Lamonica 17-13-1, 276 yards, 6 TDs; Blanda 5-1-2, 33 yards, 0 TD

RECEIVING—Houston: Reed 7-81, Bierne 5-48, Granger 3-31, Haik 2-42; Oakland: Smith 4-103, Sherman 4-60, Biletnikoff 3-70, Todd 1-40

AFC WILD CARD PLAYOFF GAME — 1978
HOUSTON 17, MIAMI 9

Orange Bowl, Miami — December 24, 1978

| | | | | | |
|----------------|---|---|---|----|----|
| Houston | 7 | 0 | 0 | 10 | 17 |
| Miami | 7 | 0 | 0 | 2 | 9 |

| | Hou. | Mia. |
|-----------------|-------------|-------------|
| First Downs | 23 | 14 |
| Rushes-Yards | 45-165 | 25-91 |
| Passing Yards | 290 | 118 |
| Total Yards | 455 | 209 |
| Had QB Sacked | 2-16 | 2-19 |
| Passes | 30-20-0 | 30-12-3 |
| Punts | 5-41.0 | 5-48.6 |
| Fumbles/Lost | 3-1 | 2-2 |
| Penalties/Yards | 5-37 | 1-5 |
| A — | 70,036 | |

Miami—Tillman 13 pass from Griese (Yepremian kick)
Houston—T. Wilson 13 pass from Pastorini (Fritsch kick)
Houston—Fritsch 27 field goal
Houston—Campbell 1 run (Fritsch kick)
Miami—Team safety (Pastorini runs out of end zone)

INDIVIDUAL LEADERS

RUSHING—Houston: Campbell 26-84, T. Wilson 14-76, Poole 1-12, Coleman 1-2; Miami: L. Harris 9-43, Williams 13-41, N. Moore 1-7, Bulaich 2-0

PASSING—Houston: Pastorini 29-20-0, 306 yards, 1 TD; Barber 1-0-0, 0 yards, 0 TD; Miami: Griese 28-11-2, 114 yards, 1 TD; Strook 2-1-1, 23 yards, 0 TD

RECEIVING—Houston: Burrough 6-103, T. Wilson 5-40, Barber 4-112, Woods 2-22; Miami: D. Harris 4-42, N. Moore 2-28, Tillman 2-24, Bulaich 2-14



AFC DIVISIONAL PLAYOFF GAME — 1978
HOUSTON 31, NEW ENGLAND 14

Schaefer Stadium, Foxboro, Mass. — December 31, 1978

| | | | | | |
|--------------------|---|----|---|---|----|
| Houston | 0 | 21 | 3 | 7 | 31 |
| New England | 0 | 0 | 7 | 7 | 14 |

Houston—Burrough 71 pass from Pastorini (Fritsch kick)
Houston—Barber 19 pass from Pastorini (Fritsch kick)
Houston—Barber 13 pass from Pastorini (Fritsch kick)
Houston—Fritsch 30 field goal
New England—Jackson 24 pass from Johnson (Posey kick)
New England—Francis 24 pass from Owen (Posey kick)
Houston—Campbell 2 run (Fritsch kick)

| | Hou. | N.E. |
|-----------------|-------------|-------------|
| First Downs | 21 | 15 |
| Rushes-Yards | 54-174 | 20-83 |
| Passing Yards | 170 | 180 |
| Total Yards | 344 | 263 |
| Had QB Sacked | 3-30 | 4-26 |
| Passes | 15-12-1 | 35-16-3 |
| Punts | 5-34.8 | 4-43.3 |
| Fumbles/Lost | 1-0 | 2-0 |
| Penalties/Yards | 2-25 | 8-92 |
| A — | 61,297 | |

INDIVIDUAL LEADERS

RUSHING—Houston: Campbell 27-118, T. Wilson 14-26, Coleman 7-19, Poole 3-7; New England: Cunningham 10-42, Grogan 1-16, Johnson 6-14, Ivory 3-11
PASSING—Houston: Pastorini 15-12-1, 200 yards, 3 TDs; New England: Owen 22-12-1, 144 yards, 1 TD; Grogan 12-3-2, 38 yards, 0 TD; Johnson 1-1-0, 24 yards, 1 TD
RECEIVING—Houston: Barber 5-83, Burrough 3-91, Caster 2-12, Campbell 1-10; New England: Francis 8-101, Cunningham 3-28, Morgan 2-37, Johnson 2-16

AFC CHAMPIONSHIP GAME — 1978
PITTSBURGH 34, HOUSTON 5

Three Rivers Stadium, Pittsburgh — January 7, 1979

| | | | | | |
|-------------------|----|----|---|---|----|
| Houston | 0 | 3 | 2 | 0 | 5 |
| Pittsburgh | 14 | 17 | 3 | 0 | 34 |

Pittsburgh—Harris 7 run (Gerela kick)
Pittsburgh—Bleier 17 run (Gerela kick)
Houston—Fritsch 19 field goal
Pittsburgh—Swann 29 pass from Bradshaw (Gerela kick)
Pittsburgh—Stallworth 17 pass from Bradshaw (Gerela kick)
Pittsburgh—Gerela 37 field goal
Pittsburgh—Gerela 22 field goal
Houston—Washington safety (tackled Bleier)

| | Hou. | Pitt. |
|-----------------|-------------|--------------|
| First Downs | 10 | 21 |
| Rushes-Yards | 26-72 | 47-179 |
| Passing Yards | 70 | 200 |
| Total Yards | 142 | 379 |
| Had QB Sacked | 4-26 | 0-0 |
| Passes | 26-12-5 | 19-11-2 |
| Punts | 6-39.5 | 1-53.0 |
| Fumbles/Lost | 6-4 | 6-3 |
| Penalties/Yards | 5-48 | 4-32 |
| A — | 49,417 | |

INDIVIDUAL LEADERS

RUSHING—Houston: Campbell 22-62, Woods 1-9, T. Wilson 2-6, Coleman 1(-5); Pittsburgh: Harris 20-51, Bleier 10-15, Bradshaw 7-29, Delopaine 3-28
PASSING—Houston: Pastorini 26-12-5, 96 yards, 0 TD; Pittsburgh: Bradshaw 19-11-2, 200 yards, 2 TDs
RECEIVING—Houston: Caster 5-44, T. Wilson 5-33, Coleman 1-15, Campbell 1-4; Pittsburgh: Swann 4-98, Bleier 4-42, Grossman 2-43, Stallworth 1-17

AFC WILD CARD PLAYOFF GAME — 1979
HOUSTON 13, DENVER 7

Astrodome, Houston — December 23, 1979

| | | | | | |
|----------------|---|---|---|---|----|
| Denver | 7 | 0 | 0 | 0 | 7 |
| Houston | 3 | 7 | 0 | 3 | 13 |

Houston—Fritsch 31 field goal
Denver—Preston 7 pass from Morton (Turner kick)
Houston—Campbell 3 run (Fritsch kick)
Houston—Fritsch 20 field goal

| | Den. | Hou. |
|-----------------|-------------|-------------|
| First Downs | 17 | 15 |
| Rushes-Yards | 32-112 | 42-135 |
| Passing Yards | 104 | 147 |
| Total Yards | 216 | 282 |
| Had QB Sacked | 6-40 | 1-11 |
| Passes | 27-14-1 | 22-10-2 |
| Punts | 5-45.2 | 5-45.2 |
| Fumbles/Lost | 1-0 | 0-0 |
| Penalties/Yards | 7-70 | 2-19 |
| A — | 48,776 | |

INDIVIDUAL LEADERS

RUSHING—Denver: Armstrong 12-51, Canada 4-29, Preston 9-24, Jensen 4-5; Houston: Carpenter 16-59, Campbell 16-50, T. Wilson 8-21, Coleman 2-5
PASSING—Denver: Morton 27-14-1, 144 yards, 1 TD; Houston: Pastorini 18-8-1, 149 yards, 0 TD; Nielsen 4-2-1, 9 yards, 0 TD
RECEIVING—Denver: Preston 4-40, Moses 3-47, Armstrong 2-22, Odum 2-5; Houston: T. Wilson 4-53, Carpenter 3-26, Coleman 1-41, Barber 1-31

AFC DIVISIONAL PLAYOFF GAME — 1979
HOUSTON 17, SAN DIEGO 14

San Diego Stadium, San Diego — December 29, 1979

| | | | | | |
|------------------|---|----|---|---|----|
| Houston | 0 | 10 | 7 | 0 | 17 |
| San Diego | 7 | 0 | 7 | 0 | 14 |

San Diego—C. Williams 1 run (Wood kick)
Houston—Fritsch 26 field goal
Houston—Clark 1 run (Fritsch kick)
San Diego—Mitchell 8 run (Wood kick)
Houston—Renfro 47 pass from Nielsen (Fritsch kick)

| | Hou. | S.D. |
|------------------|-------------|-------------|
| First Downs | 15 | 25 |
| Rushes-Yards | 40-148 | 19-63 |
| Passing Yards | 111 | 317 |
| Total Yards | 259 | 380 |
| Had QB Sacked | 0-0 | 2-16 |
| Passes | 19-10-1 | 47-25-5 |
| Punts | 6-40-7 | 2-52.0 |
| Fumbles/Lost | 0-0 | 0-0 |
| Penalties/Yards | 5-45 | 6-30 |
| A —51,192 | | |

INDIVIDUAL LEADERS

RUSHING—Houston: Carpenter 18-67, T. Wilson 11-39, Clark 9-30, Nielsen 2-12; San Diego: Mitchell 8-33, C. Williams 11-30

PASSING—Houston: Nielsen 19-10-1, 111 yards, 1 TD; San Diego: Fouts 47-25-5, 333 yards, 0 TD

RECEIVING—Houston: Carpenter 4-23, T. Wilson 3-16, Renfro 1-17, Coleman 1-13; San Diego: Klein 5-41, Joiner 4-81, Jefferson 4-70, C. Williams 4-30

AFC CHAMPIONSHIP GAME — 1979
PITTSBURGH 27, HOUSTON 13

Three Rivers Stadium, Pittsburgh — January 6, 1980

| | | | | | |
|-------------------|---|----|---|----|----|
| Houston | 7 | 3 | 0 | 3 | 13 |
| Pittsburgh | 3 | 14 | 0 | 10 | 27 |

Houston—Perry 75 interception return (Fritsch kick)
Pittsburgh—Bahr 21 field goal
Houston—Fritsch 27 field goal
Pittsburgh—Cunningham 16 pass from Bradshaw (Bahr kick)
Pittsburgh—Stallworth 20 pass from Bradshaw (Bahr kick)
Houston—Fritsch 23 field goal
Pittsburgh—Bahr 39 field goal
Pittsburgh—Bleier 4 run (Bahr kick)

| | Hou. | Pitt. |
|------------------|-------------|--------------|
| First Downs | 11 | 22 |
| Rushes-Yards | 22-24 | 36-161 |
| Passing Yards | 203 | 197 |
| Total Yards | 227 | 358 |
| Had QB Sacked | 1-9 | 3-22 |
| Passes | 29-20-1 | 30-18-1 |
| Punts | 4-30.0 | 3-51.0 |
| Fumbles/Lost | 4-2 | 1-1 |
| Penalties/Yards | 2-10 | 5-34 |
| A —50,475 | | |

INDIVIDUAL LEADERS

RUSHING—Houston: Campbell 17-15, Wilson 4-9, Caster 1-0; Pittsburgh: Harris 21-85, Bleier 13-52, Bradshaw 1-25, Thornton 1-(-1)

PASSING—Houston: Pastorini 28-19-1, 203 yards, 0 TD; Nielsen 1-1-0, 9 yards, 0 TD; Pittsburgh: Bradshaw 30-18-1, 219 yards, 2 TDs

RECEIVING—Houston: Wilson 7-60, Carpenter 5-23, Renfro 3-52, Coleman 2-46; Pittsburgh: Harris 6-50, Swann 4-64, Stallworth 3-52, Bleier 3-39

AFC WILD CARD PLAYOFF GAME — 1980
OAKLAND 27, HOUSTON 7

Alameda County Coliseum, Oakland — December 28, 1980

| | | | | | |
|----------------|---|---|---|----|----|
| Houston | 7 | 0 | 0 | 0 | 7 |
| Oakland | 3 | 7 | 0 | 17 | 27 |

Oakland—Bahr 47 field goal
Houston—Campbell 1 run (Fritsch kick)
Oakland—Christensen 2 pass from Plunkett (Bahr kick)
Oakland—Whittington 44 pass from Plunkett (Bahr kick)
Oakland—Bahr 37 field goal
Oakland—Hayes 20 interception return (Bahr kick)

| | Hou. | Oak. |
|------------------|-------------|-------------|
| First Downs | 18 | 12 |
| Rushes-Yards | 33-97 | 35-111 |
| Passing Yards | 178 | 139 |
| Total Yards | 275 | 250 |
| Had QB Sacked | 7-65 | 3-29 |
| Passes | 27-15-2 | 23-8-1 |
| Punts | 9-44.0 | 9-51.1 |
| Fumbles/Lost | 1-1 | 2-0 |
| Penalties/Yards | 8-64 | 14-91 |
| A —52,762 | | |

INDIVIDUAL LEADERS

RUSHING—Houston: Campbell 27-91, Carpenter 5-9, T. Wilson 1-(-3); Oakland: King 13-55, Van Eeghen 14-46, Whittington 5-11, Jensen 2-0

PASSING—Houston: Stabler 26-15-2, 243 yards, 0 TD; Campbell 1-0-0, 0 yards, 0 TD; Oakland: Plunkett 23-8-1, 168 yards, 2 TDs

RECEIVING—Houston: Barber 4-83, Renfro 3-69, Casper 3-31, Carpenter 3-26; Oakland: Whittington 2-64, Chester 2-12, King 1-37, Branch 1-33

AFC WILD CARD PLAYOFF GAME — 1987
HOUSTON 23, SEATTLE 20 (Overtime)

Astrodome, Houston — January 3, 1988

| | | | | | | |
|----------------|---|----|---|---|---|----|
| Seattle | 7 | 3 | 3 | 7 | 0 | 20 |
| Houston | 3 | 10 | 7 | 0 | 3 | 23 |

Seattle—Largent 20 pass from Krieg (Johnson kick)
Houston—Zendejas 47 field goal
Houston—Rozier 1 run (Zendejas kick)
Houston—Zendejas 49 field goal
Seattle—Johnson 33 field goal
Seattle—Johnson 41 field goal
Houston—Drewrey 29 pass from Moon (Zendejas kick)
Seattle—Largent 12 pass from Krieg (Johnson kick)
Houston—Zendejas 42 field goal

| | Sea. | Hou. |
|------------------|-------------|-------------|
| First Downs | 11 | 27 |
| Rushes-Yards | 11-29 | 50-178 |
| Passing Yards | 221 | 259 |
| Total Yards | 250 | 437 |
| Had QB Sacked | 2-16 | 2-14 |
| Passes | 39-16-0 | 32-21-1 |
| Punts | 7-44.3 | 3-35.0 |
| Fumbles/Lost | 1-1 | 2-1 |
| Penalties/Yards | 3-20 | 4-25 |
| A —49,622 | | |

INDIVIDUAL LEADERS

RUSHING—Seattle: Williams 7-27, Morris 4-2; Houston: Highsmith 12-74, Rozier 21-66, Pinkett 11-29, Wallace 2-11
PASSING—Seattle: Krieg 38-16-0, 237 yards, 2 TDs; Williams 1-0-0, 0 yards, 0 TD; Houston: Moon 32-21-1, 273 yards, 1 TD
RECEIVING—Seattle: Largent 7-132, Butler 3-73, Skansi 2-13, Williams 2-5; Houston: Givins 7-89, Hill 6-84, Drewrey 3-62, Highsmith 2-17

AFC DIVISIONAL PLAYOFF GAME — 1987
DENVER 34, HOUSTON 10

Mile High Stadium, Denver — January 10, 1988

| | | | | | |
|----------------|----|----|---|---|----|
| Houston | 0 | 3 | 0 | 7 | 10 |
| Denver | 14 | 10 | 3 | 7 | 34 |

Denver—Lang 1 run (Karlis kick)
Denver—Kay 27 pass from Elway (Karlis kick)
Denver—Karlis 43 field goal
Houston—Zendejas 46 field goal
Denver—Kay 1 pass from Elway (Karlis kick)
Denver—Karlis 23 field goal
Houston—Givins 19 pass from Moon (Zendejas kick)
Denver—Elway 3 run (Karlis kick)

| | Hou. | Den. |
|------------------|-------------|-------------|
| First Downs | 19 | 19 |
| Rushes-Yards | 35-129 | 26-68 |
| Passing Yards | 205 | 192 |
| Total Yards | 334 | 260 |
| Had QB Sacked | 1-8 | 0-0 |
| Passes | 26-16-3 | 28-19-1 |
| Punts | 3-37.7 | 3-35.3 |
| Fumbles/Lost | 2-0 | 1-1 |
| Penalties/Yards | 13-118 | 9-75 |
| A —74,977 | | |

INDIVIDUAL LEADERS

RUSHING—Houston: Rozier 9-25, Pinkett 6-20, Moon 5-15, Highsmith 5-13; Denver: Winder 13-46, Sewell 5-9, Elway 4-8, Bell 2-7
PASSING—Houston: Moon 43-24-2, 264 yards, 1 TD; Denver: Elway 25-14-1, 259 yards, 2 TDs
RECEIVING—Houston: Givins 6-84, Hill 5-93, Duncan 4-32, Highsmith 4-20; Denver: Johnson 4-105, Kay 3-57, Sewell 3-41, Lang 1-25

AFC WILD CARD PLAYOFF GAME — 1988
HOUSTON 24, CLEVELAND 23

Cleveland Stadium, Cleveland — December 24, 1988

| | | | | | |
|------------------|---|---|---|----|----|
| Houston | 7 | 7 | 0 | 10 | 24 |
| Cleveland | 3 | 6 | 7 | 7 | 23 |

Cleveland—Bahr 33 field goal
Houston—Pinkett 14 pass from Moon (Zendejas kick)
Houston—Pinkett 16 run (Zendejas kick)
Cleveland—Bahr 26 field goal
Cleveland—Bahr 28 field goal
Cleveland—Slaughter 14 pass from Pagel (Bahr kick)
Houston—White 1 run (Zendejas kick)
Houston—Zendejas 49 field goal
Cleveland—Slaughter 2 pass from Pagel (Bahr kick)

| | Hou. | Clev. |
|------------------|-------------|--------------|
| First Downs | 19 | 19 |
| Rushes-Yards | 35-129 | 26-68 |
| Passing Yards | 205 | 192 |
| Total Yards | 334 | 260 |
| Had QB Sacked | 1-8 | 0-0 |
| Passes | 26-16-3 | 28-19-1 |
| Punts | 3-37.7 | 3-35.3 |
| Fumbles/Lost | 2-0 | 1-1 |
| Penalties/Yards | 13-118 | 9-75 |
| A —74,977 | | |

INDIVIDUAL LEADERS

RUSHING—Houston: Pinkett 14-82, White 12-30, Moon 6-16, Highsmith 2-3; Cleveland: Byner 9-57, Mack 12-14, Strook 1-0, Pagel 1-6-1
PASSING—Houston: Moon 26-16-3, 213 yards, 1 TD; Cleveland: Pagel 25-17-1, 179 yards, 2 TDs; Strook 3-20, 13 yards, 0 TD
RECEIVING—Houston: Hill 5-73, Jeffires 3-52, Duncan 2-33, Pinkett 2-24; Cleveland: Langhorne 6-57, Slaughter 5-58, Byner 3-10, Brennan 2-34

AFC DIVISIONAL PLAYOFF GAME — 1988
BUFFALO 17, HOUSTON 10

Rich Stadium, Buffalo — January 1, 1989

| | | | | | |
|----------------|---|---|---|---|----|
| Houston | 0 | 3 | 0 | 7 | 10 |
| Buffalo | 0 | 7 | 7 | 3 | 17 |

Buffalo—Riddick 1 run (Norwood kick)
Houston—Zendejas 35 field goal
Buffalo—Thomas 11 run (Norwood kick)
Buffalo—Norwood 27 field goal
Houston—Rozier 1 run (Zendejas kick)

| | Hou. | Buff. |
|-----------------|-------------|--------------|
| First Downs | 20 | 18 |
| Rushes-Yards | 26-125 | 29-135 |
| Passing Yards | 226 | 237 |
| Total Yards | 351 | 372 |
| Had QB Sacked | 2-14 | 1-7 |
| Passes | 33-17-1 | 33-19-1 |
| Punts | 6-37.2 | 4-39.3 |
| Fumbles/Lost | 5-2 | 1-0 |
| Penalties/Yards | 8-60 | 8-57 |
| A | —79,532 | |

INDIVIDUAL LEADERS

RUSHING—Houston: Highsmith 5-57, Rozier 13-44, Pinkett 3-13, Moon 5-11, Buffalo: Thomas 7-75, Mueller 7-24, Kelly 3-18, Riddick 9-12

PASSING—Houston: Moon 33-17-1, 240 yards, 0 TD; Buffalo: Kelly 33-19-1, 244 yards, 0 TD

RECEIVING—Houston: Jeffires 5-78, Hill 4-62, Harris 2-44, Pinkett 2-21; Buffalo: Reed 6-91, Harmon 5-58, Burkett 3-55, T. Johnson 3-31

AFC WILD CARD PLAYOFF GAME — 1989
PITTSBURGH 26, HOUSTON 23 (Overtime)

Astrodome, Houston — December 31, 1989

| | | | | | | |
|-------------------|---|---|---|----|---|----|
| Pittsburgh | 7 | 3 | 3 | 10 | 3 | 26 |
| Houston | 0 | 6 | 3 | 14 | 0 | 23 |

Pittsburgh—Worley 9 run (Anderson kick)
Houston—Zendejas 26 field goal
Houston—Zendejas 35 field goal
Pittsburgh—Anderson 25 field goal
Houston—Zendejas 26 field goal
Pittsburgh—Anderson 30 field goal
Pittsburgh—Anderson 48 field goal
Houston—Givins 18 pass from Moon (Zendejas kick)
Houston—Givins 9 pass from Moon (Zendejas kick)
Pittsburgh—Hoge 2 run (Anderson kick)
Pittsburgh—Anderson 50 field goal

| | Pitt. | Hou. |
|-----------------|--------------|-------------|
| First Downs | 17 | 22 |
| Rushes-Yards | 30-177 | 25-65 |
| Passing Yards | 112 | 315 |
| Total Yards | 289 | 380 |
| Had QB Sacked | 1-15 | 0-0 |
| Passes | 33-15-0 | 48-29-0 |
| Punts | 6-25.3 | 4-33.0 |
| Fumbles/Lost | 1-1 | 3-2 |
| Penalties/Yards | 5-40 | 8-45 |
| A | —58,306 | |

INDIVIDUAL LEADERS

RUSHING—Pittsburgh: Hoge 17-100, Worley 11-54, Stone 1-22; Houston: Pinkett 8-26, White 7-13, Moon 3-12, Rozier 5-12

PASSING—Pittsburgh: Brister 33-15-0, 127 yards, 0 TD; Houston: Moon 48-29-0, 315 yards, 2 TDs

RECEIVING—Pittsburgh: Worley 4-23, Mularkey 3-40, Hoge 3-26, Lipps 3-24; Houston: Givins 11-136, Hill 6-98, Pinkett 3-24, Highsmith 3-21, Jeffires 3-16

AFC WILD CARD PLAYOFF GAME — 1990
CINCINNATI 41, HOUSTON 14

Riverfront Stadium, Cincinnati — January 6, 1991

| | | | | | |
|-------------------|----|----|----|---|----|
| Houston | 0 | 0 | 7 | 7 | 14 |
| Cincinnati | 10 | 10 | 14 | 7 | 41 |

Cincinnati—Woods 1 run (Breech kick)
Cincinnati—Breech 27 field goal
Cincinnati—Green 2 pass from Esiason (Breech kick)
Cincinnati—Breech 30 field goal
Cincinnati—Ball 3 run (Breech kick)
Cincinnati—Esiason 10 run (Breech kick)
Houston—Givins 16 pass from Carlson (Garcia kick)
Cincinnati—Kattus 9 pass from Esiason (Breech kick)
Houston—Givins 5 pass from Carlson (Garcia kick)

| | Hou. | Cin. |
|-----------------|-------------|-------------|
| First Downs | 13 | 24 |
| Rushes-Yards | 13-67 | 44-187 |
| Passing Yards | 159 | 162 |
| Total Yards | 226 | 349 |
| Had QB Sacked | 1-6 | 0-0 |
| Passes | 33-16-1 | 25-15-0 |
| Punts | 6-42.6 | 3-45.0 |
| Fumbles/Lost | 2-1 | 1-0 |
| Penalties/Yards | 5-33 | 4-40 |
| A | —60,012 | |

INDIVIDUAL LEADERS

RUSHING—Houston: Pinkett 5-43, Carlson 4-22; Cincinnati: Esiason 5-57, Green 11-55, Brooks 6-17

PASSING—Houston: Carlson 33-16-1, 165 yards, 2 TDs; Cincinnati: Esiason 20-14-0, 150 yards, 2 TDs; Wilhelm 5-1-0, 12 yards, 0 TDs

RECEIVING—Houston: Givins 6-60, Harris 4-37, Jeffires 2-33; Cincinnati: Holman 2-51, McGee 2-23, Kattus 2-19



AFC WILD CARD PLAYOFF GAME — 1991
HOUSTON 17, NEW YORK JETS 10

Astrodome, Houston — December 29, 1991

| | | | | | |
|-----------------|---|----|---|---|----|
| New York | 0 | 10 | 0 | 0 | 10 |
| Houston | 7 | 7 | 0 | 3 | 17 |

Houston—Givins 5 pass from Moon (Del Greco kick)
New York—Toon 10 pass from O'Brien (Allegre kick)
Houston—Givins 20 pass from Moon (Del Greco kick)
New York—Allegre 33 field goal
Houston—Del Greco 53 field goal

INDIVIDUAL LEADERS

RUSHING—New York: Hector 12-46, Baxter 5-14, O'Brien 2-10; Houston: White 17-65, Moon 3-6
PASSING—New York: O'Brien 31-21-3, 221 yards, 1 TD; Houston: Moon 40-28-1, 271 yards, 2 TDs
RECEIVING—New York: Toon 8-96, Moore 4-70, McNeil 4-23, Boyer 3-20; Houston: Hill 9-77, Givins 6-83, Jeffries 4-49, White 4-31, Duncan 4-24

| | N.Y. | Hou. |
|-----------------|-------------|-------------|
| First Downs | 18 | 21 |
| Rushes-Yards | 23-71 | 20-71 |
| Passing Yards | 214 | 232 |
| Total Yards | 285 | 303 |
| Had QB Sacked | 1-7 | 4-39 |
| Passes | 31-21-3 | 40-28-1 |
| Punts | 2-36.0 | 2-44.5 |
| Fumbles/Lost | 0-0 | 3-1 |
| Penalties/Yards | 5-45 | 8-55 |
| A | —61,485 | |

AFC DIVISIONAL PLAYOFF GAME — 1991
DENVER 26, HOUSTON 24

Mile High Stadium, Denver — January 4, 1992

| | | | | | |
|----------------|----|---|---|----|----|
| Houston | 14 | 7 | 0 | 3 | 24 |
| Denver | 6 | 7 | 3 | 10 | 26 |

Houston—Jeffries 15 pass from Moon (Del Greco kick)
Houston—Hill 9 pass from Moon (Del Greco kick)
Denver—Johnson 10 pass from Elway (kick failed)
Houston—Duncan 6 pass from Moon (Del Greco kick)
Denver—Lewis 1 run (Treadwell kick)
Denver—Treadwell 49 field goal
Houston—Del Greco 25 field goal
Denver—Lewis 1 run (Treadwell kick)
Denver—Treadwell 28 field goal

INDIVIDUAL LEADERS

RUSHING—Houston: White 17-79, Moon 2-18; Denver: Green 17-59, Sewell 4-48, Elway 6-39
PASSING—Houston: Moon 36-27-1, 325 yards, 3 TDs; Denver: Elway 33-19-1, 257 yards, 1 TD; Sewell 1-1-0, 10 yards, 0 TD
RECEIVING—Houston: Jeffries 7-99, Givins 6-111, Duncan 6-40, White 5-35, Hill 2-21; Denver: Johnson 5-78, Young 4-85, Sewell 3-28, Sharpe 3-20

| | Hou. | Den. |
|-----------------|-------------|-------------|
| First Downs | 23 | 26 |
| Rushes-Yards | 19-97 | 31-151 |
| Passing Yards | 325 | 267 |
| Total Yards | 422 | 418 |
| Had QB Sacked | 0-0 | 0-0 |
| Passes | 36-27-1 | 54-20-1 |
| Punts | 1-44.0 | 2-40.5 |
| Fumbles/Lost | 0-0 | 3-0 |
| Penalties/Yards | 13-85 | 6-70 |
| A | —75,301 | |

AFC WILD CARD PLAYOFF GAME — 1992
BUFFALO 41, HOUSTON 38 (Overtime)

Rich Stadium, Buffalo — January 3, 1993

| | | | | | | |
|----------------|---|----|----|---|---|----|
| Houston | 7 | 21 | 7 | 3 | 0 | 38 |
| Buffalo | 3 | 0 | 28 | 7 | 3 | 41 |

Houston—Jeffries 3 pass from Moon (Del Greco kick)
Buffalo—Christie 36 field goal
Houston—Slaughter 7 pass from Moon (Del Greco kick)
Houston—Duncan 26 pass from Moon (Del Greco kick)
Houston—Jeffries 27 pass from Moon (Del Greco kick)
Houston—McDowell 58 interception return (Del Greco kick)
Buffalo—K. Davis 1 run (Christie kick)
Buffalo—Beebe 38 pass from Reich (Christie kick)
Buffalo—Reed 26 pass from Reich (Christie kick)
Buffalo—Reed 18 pass from Reich (Christie kick)
Buffalo—Reed 17 pass from Reich (Christie kick)
Houston—Del Greco 26 field goal
Buffalo—Christie 32 field goal

INDIVIDUAL LEADERS

RUSHING—Houston: White 19-75, Moon 2-7, Gr. Montgomery 1-0; Buffalo: K. Davis 13-68, Thomas 11-26, Gardner 1-5, Reich 1-(-1)
PASSING—Houston: Moon 50-36-2, 371 yards, 4 TDs; Buffalo: Reich 34-21-1, 289 yards, 4 TDs
RECEIVING—Houston: Givins 9-117, Jeffries 8-98, Slaughter 8-73, Duncan 8-57; Buffalo: Reed 8-136, Beebe 4-64, Metzelaars 3-43, K. Davis 2-25, Lofton 2-24

| | Hou. | Buff. |
|-----------------|-------------|--------------|
| First Downs | 27 | 19 |
| Rushes-Yards | 22-82 | 26-98 |
| Passing Yards | 347 | 268 |
| Total Yards | 429 | 366 |
| Had QB Sacked | 4-24 | 3-21 |
| Passes | 50-36-2 | 34-21-1 |
| Punts | 2-24.5 | 2-35.0 |
| Fumbles/Lost | 2-0 | 0-0 |
| Penalties/Yards | 4-30 | 4-30 |
| A | —75,141 | |

AFC DIVISIONAL PLAYOFF GAME — 1993
KANSAS CITY 28, HOUSTON 20

Astrodome, Houston — January 16, 1994

| | | | | | | | | | |
|---|----|---|---|----|----|--|------------------|-------------|---------|
| Kansas City | 0 | 0 | 7 | 21 | 28 | | K.C. | Hou. | |
| Houston | 10 | 0 | 0 | 10 | 20 | | First Downs | 18 | 19 |
| | | | | | | | Rushes-Yards | 18-71 | 14-39 |
| | | | | | | | Passing Yards | 283 | 238 |
| | | | | | | | Total Yards | 354 | 277 |
| Houston —Del Greco 49 field goal | | | | | | | Had QB Sacked | 2-16 | 9-68 |
| Houston —G. Brown 2 run (Del Greco kick) | | | | | | | Passes | 38-22-2 | 43-32-1 |
| Kansas City —Cash 7 pass from Montana (Lowery kick) | | | | | | | Punts | 5-45.0 | 5-48.6 |
| Houston —Del Greco 43 field goal | | | | | | | Fumbles/Lost | 0-0 | 7-2 |
| Kansas City —Birden 11 pass from Montana (Lowery kick) | | | | | | | Penalties/Yards | 7-51 | 3-63 |
| Kansas City —Davis 18 pass from Montana (Lowery kick) | | | | | | | A —64,011 | | |
| Houston —Givins 7 pass from Moon (Del Greco kick) | | | | | | | | | |
| Kansas City —Allen 21 run (Lowery kick) | | | | | | | | | |

INDIVIDUAL LEADERS

RUSHING—Kansas City: Allen 14-74, Anders 1-0, Montana 1(-1), Krieg 2(-2); Houston: Moon 3-22, G. Brown 11-17

PASSING—Kansas City: Montana 38-22-2, 299 yards, 3 TDs; Houston: Moon 43-32-1, 306 yards, 1 TD

RECEIVING—Kansas City: Birden 6-60, Davis 5-96, Cash 4-80, Barnett 2-24, McNair 2-9, Allen 1-12, Hayes 1-9, Jones 1-9; Houston: Jeffries 9-88, Givins 7-63, Wellman 6-80, Duncan 6-49, G. Brown 4-26

AFC WILDCARD PLAYOFF GAME — 1999
TENNESSEE 22, BUFFALO 16

Adelphia Coliseum — January 8, 2000

| | | | | | | | | | |
|---|---|----|---|----|----|--|------------------|-------------|---------|
| Tennessee | 0 | 12 | 0 | 10 | 22 | | Tenn | Buff | |
| Buffalo | 0 | 0 | 7 | 9 | 16 | | First Downs | 16 | 13 |
| | | | | | | | Rushes-Yards | 39-139 | 27-123 |
| | | | | | | | Passing Yards | 76 | 131 |
| | | | | | | | Total Yards | 194 | 219 |
| Tennessee —R. Johnson sacked in end zone for safety by J. Kearse | | | | | | | Had QB Sacked | 3/21 | 6/35 |
| Tennessee —S. McNair 1 run (Del Greco kick) | | | | | | | Passes | 24-13-1 | 22-10-0 |
| Tennessee —A. Del Greco 40 field goal | | | | | | | Punts | 7/41.0 | 8/38.5 |
| Buffalo —A. Smith 4 run (Christie kick) | | | | | | | Fumbles/Lost | 2/1 | 2/2 |
| Buffalo —A. Smith 1 run (Christie kick) | | | | | | | Penalties/Yards | 2/12 | 10/59 |
| Tennessee —A. Del Greco 36 field goal | | | | | | | A —66,782 | | |
| Buffalo —Christie 41 field goal | | | | | | | | | |
| Tennessee —K. Dyson 75 kickoff return (Del Greco kick) | | | | | | | | | |

INDIVIDUAL LEADERS

RUSHING—Tennessee: E. George 29-106, McNair 6-19, 1 TD; Buffalo: Smith 14-79, 2 TD's, Linton 5-25

PASSING—Tennessee: McNair 24-13-1, 76 yards; Buffalo: Johnson 22-10-0, 131 yards

RECEIVING—Tennessee: Wycheck 4-29, Harris 4-20, E. George 2-4; Buffalo: Price 5-62, Moulds 3-62

AFC DIVISIONAL PLAYOFF GAME — 1999
TENNESSEE 19, INDIANAPOLIS 16

RCA Dome — January 16, 2000

| | | | | | | | | | |
|---|---|---|---|---|----|--|------------------|------------|---------|
| Tennessee | 0 | 6 | 7 | 6 | 19 | | Tenn | Ind | |
| Indianapolis | 3 | 6 | 0 | 7 | 16 | | First Downs | 13 | 19 |
| | | | | | | | Rushes-Yards | 33-197 | 22-78 |
| | | | | | | | Passing Yards | 24-13-0 | 43-19-0 |
| | | | | | | | Total Yards | 309 | 305 |
| Indianapolis —M. Vanderjagt 40 field goal | | | | | | | Had QB Sacked | 0/0 | 0/0 |
| Tennessee —A. Del Greco 49 field goal | | | | | | | Passes | 24-13-0 | 43-19-0 |
| Indianapolis —M. Vanderjagt 40 field goal | | | | | | | Punts | 5/52.0 | 7/48.6 |
| Tennessee —A. Del Greco 37 field goal | | | | | | | Fumbles/Lost | 1/1 | 1/0 |
| Indianapolis —M. Vanderjagt 34 field goal | | | | | | | Penalties/Yards | 9/78 | 7/60 |
| Tennessee —E. George 68 run (Del Greco kick) | | | | | | | A —57,097 | | |
| Tennessee —A. Del Greco 25 field goal | | | | | | | | | |
| Tennessee —A. Del Greco 43 field goal | | | | | | | | | |
| Indianapolis —Manning 15 run (Vanderjagt kick) | | | | | | | | | |

INDIVIDUAL LEADERS

RUSHING—Tennessee: E. George 26-162, 1 TD, McNair 7-35; Indianapolis: James 20-56, Manning 2-22

PASSING—Tennessee: McNair 24-13-0, 112 yards; Indianapolis: Manning 43-19-0, 227 yards

RECEIVING—Tennessee: Thigpen 3-19, Wycheck 3-16, E. George 3-14, Sanders 2-38, Dyson 2-25; Indianapolis: Harrison 6-65, Patton 5-44, Wilkins 4-55, Dilger 2-12, E.G. Green 1-33, Pollard 1-10, James 1-8

AFC CHAMPIONSHIP GAME — 1999
TENNESSEE 33, JACKSONVILLE 14

Alltel Stadium — January 23, 2000

| | | | | | |
|---------------------|---|---|----|---|----|
| Tennessee | 7 | 3 | 16 | 7 | 33 |
| Jacksonville | 7 | 7 | 0 | 0 | 14 |

Jacksonville—K. Brady 7 pass from M. Brunell (Hollis kick)
Tennessee—Y. Thigpen 9 pass from S. McNair (Del Greco kick)
Jacksonville—J. Stewart 33 run (Hollis kick)
Tennessee—A. Del Greco 34 field goal
Tennessee—S. McNair 1 run (Del Greco kick)
Tennessee—M. Brunell sacked by J. Evans & J. Fisk for safety
Tennessee—D. Mason 80 KO return (Del Greco kick)
Tennessee—S. McNair 1 run (Del Greco kick)

| | Tenn | Jax |
|-----------------|-------------|------------|
| First Downs | 17 | 20 |
| Rushes-Yards | 34-177 | 23-144 |
| Passing Yards | 112 | 226 |
| Total Yards | 289 | 360 |
| Had QB Sacked | 1/0 | 3/10 |
| Passes | 23-14-1 | 38-19-2 |
| Punts | 5/39.8 | 3/45.5 |
| Fumbles/Lost | 5/3 | 5/4 |
| Penalties/Yards | 5/39 | 9/100 |

A—75,206

INDIVIDUAL LEADERS

RUSHING—Tennessee: S. McNair 9-91, 2 TD's, E. George 25-86; Jacksonville: Taylor 19-110, Stewart 3-35, 1 TD
PASSING—Tennessee: McNair 23-14-1, 112 yards, 1 TD, 1 INT; Jacksonville: Brunell 38-19-2, 226 yards, 1 TD, 2 INT's
RECEIVING—Tennessee: Harris 3-33, George 3-19, Byrd 2-19, Thigpen 2-16, 1 TD, Wycheck 2-12; Jacksonville: McCardell 6-67, Smith 5-92, Brady 5-44, 1 TD, Taylor 2-16.

SUPER BOWL XXXIV — 1999
ST. LOUIS 23, TENNESSEE 16

Georgia Dome, Atlanta — January 30, 2000

| | | | | | |
|------------------|---|---|---|----|----|
| St. Louis | 3 | 6 | 7 | 7 | 23 |
| Tennessee | 0 | 0 | 6 | 10 | 16 |

St. Louis—Wilkins 27 field goal
St. Louis—Wilkins 29 field goal
St. Louis—Wilkins 28 field goal
St. Louis—Holt 9 pass from Warner (Wilkins kick)
Tennessee—E. George 1 run (Del Greco kick)
Tennessee—E. George 2 run (Del Greco kick)
Tennessee—Del Greco 43 field goal
St. Louis—Bruce 73 pass from Warner (Wilkins kick)

| | St.L. | Tenn. |
|-----------------|--------------|--------------|
| First Downs | 23 | 27 |
| Rushes-Yards | 13-29 | 36-159 |
| Passing Yards | 407 | 208 |
| Total Yards | 436 | 367 |
| Had QB Sacked | 1-7 | 1-6 |
| Passes | 45-24-0 | 36-22-0 |
| Punts | 2-38.5 | 3-43.0 |
| Fumbles/Lost | 2-0 | 1-0 |
| Penalties/Yards | 8-60 | 7-45 |

A—72,625

INDIVIDUAL LEADERS

RUSHING—St. Louis: Faulk 10-17, Holcombe 1-11, Warner 1-1; Tennessee: E. George 28-95, McNair 8-64
PASSING—St. Louis: Warner 45-24-0, 414 yards, 2 TDs; Tennessee: McNair 36-22-0, 214 yards, 10TD
RECEIVING—St. Louis: Holt 7-109, Bruce 6-162, Faulk 5-90, Hakim 1-17, Conwell 1-16, Proehl 1-11, Williams 1-9, Holcombe 1-1, Miller 1-(1); Tennessee: Harris 7-64, Wycheck 5-35, Dyson 4-41, E. George 2-35, Byrd 2-21, Mason 2-18.



HISTORICAL FRANCHISE HIGHLIGHTS

1959

- August 3**—K.S. "Bud" Adams, Jr., announces Houston's entry into the American Football League.
- August 15**—AFL formally organized with six cities: Los Angeles, New York, Denver, Dallas, Houston and Minneapolis-St Paul.
- October 31**—Adams names the team "Oilers" — "for sentimental and social reasons."
- November 22**—AFL conducts first player draft. Oilers select Heisman Trophy winner Billy Cannon of LSU.
- December 8**—Oilers sign first players. Don Hitt and Tony Banfield, both of Oklahoma State.

1960

- January 1**—Oilers sign their first draft choice in LSU's Billy Cannon.
- January 3**—Oilers name former Cleveland great Lou Rymkus as first head coach.
- February 20**—Oilers sign veteran pro quarterback George Blanda.
- March 8**—Houston School Board approves lease of Jeppesen Stadium to K.S. "Bud" Adams, Jr., and gives permission to increase seating capacity from 22,000 to 36,000.
- June 21**—Court rules that Billy Cannon will play with the Houston Oilers.
- July 15**—Houston opens first training camp at the University of Houston with daily practices to be held at Busch Field during season.
- August 6**—Oilers lose 27-10 to Dallas Texans in first preseason game at Tulsa.
- August 20**—Oilers defeat Denver 42-3 before 18,500 in home debut at Jeppesen.
- September 11**—Oilers win first regular season contest 37-22 over Oakland at San Francisco. Charles Hennigan scores first Oiler TD on a 43-yard pass from George Blanda. Dave Smith scores first Oiler rushing TD on eight-yard run.
- December 11**—Oilers clinch AFL Eastern Division title with 31-23 win over Buffalo at Houston.
- December 29**—Lou Rymkus named AFL's first Coach of the Year.

1961

- January 1**—Oilers win first AFL Championship by defeating Los Angeles Chargers 24-16 before 32,000 fans at Jeppesen Stadium. Billy Cannon is named game's MVP; Blanda completes 16 of 32 passes for 301 yards and three TDs. Winning players share: \$1,016.42.
- September 9**—Oilers open regular season with a 55-0 rout of Oakland at Jeppesen despite threats from Hurricane Carla.
- October 16**—Wally Lemm replaces Lou Rymkus as head coach after Oilers open with 1-3-1 record.
- October 22**—Oilers defeat Dallas Texans 38-7 in first outing under Wally Lemm. George Blanda comes off the bench to throw three TD passes, kick 53-yard field goal and three PAT's.
- October 29**—George Blanda sets AFL passing record with 464 yards on 18-of-32 passing for four TDs as Oilers win 28-16 at Buffalo.
- November 19**—George Blanda throws seven touchdown passes against New York in 49-13 win to set AFL record and the all-time pro record.
- December 3**—Oilers defeat previously unbeaten San Diego 33-13 before Houston's largest crowd, 37,845. Charles Hennigan catches 10 passes for 214 yards and three TDs. George Blanda hits on 20 of 34 attempts for 351 yards and four TDs and kicks AFL-record 55-yard field goal.
- December 17**—Oilers win second consecutive Eastern Division crown by beating Oakland 47-16 in Oakland. Oilers become first pro team in history to score over 500 points in one season with 513 points in 14 games.
- December 20**—Wally Lemm is named AFL Coach of the Year.
- December 23**—George Blanda is named AFL Player of the Year.
- December 24**—Oilers win second consecutive AFL title, defeating Chargers 10-3 at San Diego. Billy Cannon wins MVP award for second consecutive year. Winning players share: \$1,724.00.

1962

- February 23**—Wally Lemm resigns to become the head coach of St. Louis Cardinals.
- March 5**—Oilers name Frank "Pop" Ivy as head coach.
- September 16**—Oilers lose to Boston 34-21 in first pro game in historic Harvard Stadium.
- October 14**—Oilers set AFL scoring record with 56-17 win over New York as George Blanda throws six TD passes.
- December 15**—Oilers win third consecutive Eastern Division title with 44-10 victory over New York. Charlie Tolar gets 107 yards on 18 carries to become the first Oiler back to gain over 1,000 yards in a season. Oilers compile best regular season record in club's history with 11-3 mark.
- December 23**—Oilers lose AFL title to Dallas Texans 20-17 in historic six-quarter game.

1963

- December 15**—Oilers lose 52-49 at Boston in "Pop" Ivy's final game as head coach.

1964

March 1—Oilers announce building of a new training site at Fannin and Braeswood.

June 2—Frank "Pop" Ivy relieved of head coach-general manager duties. "Bud" Adams names Sammy Baugh as head coach and Carroll Martin as general manager.

July 15—Oilers open training camp at new site—Fannin and Braeswood.

September 8—Oilers trade Billy Cannon to Oakland for Bob Jackson, Sonny Bishop and Dobie Craig.

September 13—Rookie Sid Blanks sets AFL record with 91-yard TD run against New York at Houston.

December 18—Sammy Baugh resigns as Oiler head coach.

December 20—Oilers play final game in Jeppesen Stadium, defeating Denver 34-15 to end season with 4-10 record. Charles Hennigan catches 101st pass of season to set new all-time pro record.

December 22—Hugh "Bones" Taylor named Oiler head coach as Sammy Baugh stays on staff as assistant.

1965

June 5—Oilers announce they will not play in Harris County Dome Stadium because of "unrealistic lease agreement." Sign five-year lease with Rice University for use of Rice Stadium.

1966

January 13—K.S. "Bud" Adams, Jr., names Don Klosterman as Oilers' Executive Vice-President and General Manager.

January 29—Wally Lemm is named Oiler Head Coach by Dan Klosterman.

June 8—Oilers sign Ernie Ladd; Commissioner awards Willie Frazier and Pete Jaquess to San Diego in compensation.

June 9—The AFL and NFL announce plans to merge into one league by 1970. Common draft and championship game are scheduled immediately.

September 3—Oilers open regular season play with 45-7 home victory over the Denver Broncos. Denver was held to no first downs, an AFL record.

1967

March 14—First common draft between AFL and NFL; Oilers take Michigan State All-America George Webster as their No. 1 choice.

April 2—Oilers announce they will hold 1967 training camp at Schreiner Institute in Kerrville, Texas. Only third time in history Oilers will have trained outside Houston.

December 17—Oilers clinch Eastern Division title with 24-17 win over San Diego at Rice Stadium and become first team to go from cellar to division title in one season, a feat accomplished with 15 rookies on the squad.

December 20—Four Oilers are named to All-AFL team. DE Pat Holmes, CB Miller Farr, G Bob Talamini and rookie LB George Webster named to AFL elite unit.

December 23—Oiler LB George Webster is unanimous choice as AFL's Defensive Rookie of the Year.

December 31—Oakland Raiders break open close game in second quarter and wallop Oilers 40-7 in AFL Championship Game. Only Oiler TD comes in fourth quarter on pass from Pete Beathard to Charles Frazier.

1968

February 10—Oiler owner K.S. "Bud" Adams, Jr., announces that Oilers will move to the Harris County Dome Stadium for the 1968 season. Contract with Rice will be settled.

1969

January 25—Oiler LB George Webster is one of four AFL players named to Pro Football Writers Association's first combined All-Pro team.

April 15—Jim Norton, last of the original Houston Oilers, announces his retirement after nine years and Oiler owner K.S. "Bud" Adams, Jr., retires his #43 jersey.

December 14—Oilers need victory over Boston in Astrodome to assure playoff spot as runner-up team in Eastern Division despite 5-6-2 record. Oilers come from behind to take 27-23 triumph.

December 21—Oilers lose bid for championship in 56-7 loss to Oakland in playoff game. Daryle Lamonica hurls six TD passes for Raiders.

1970

January 15—Oiler LB George Webster named to Pro Football Hall of Fame's All-Time AFL defensive unit. The three-year Oiler veteran was youngest player named to the team.

June 30—Oiler veterans join NFL Players Association strike. Owners bar veterans from training camps. Dispute revolved around pension plan.

July 14—Oilers open training camp at Schreiner Institute in Kerrville, Texas with only rookies reporting.

August 3—Veterans report to training camp after settlement of NFL-NFLPA pension dispute.

August 29—Oilers defeat Dallas Cowboys 37-21 in Astrodome as Jerry LeVias scores three touch-

downs in game.

November 1—Oiler Head Coach Wally Lemm, who led Oilers to AFL title in 1961 and to Eastern Division title in 1967, announces he will retire at the end of 1970 season.

1971

January 21—Oiler owner K.S. "Bud" Adams, Jr., names Ed Hughes to be the sixth head coach in Oiler history.

January 26—Oilers trade RB Hoyle Granger, T Terry Stoepel and DE Charles Blossom to New Orleans for DT Dave Rowe and WR Ken Burrough.

January 28—The Oilers, who pick third behind Boston and New Orleans in the college draft, select QB Dan Pastorini of Santa Clara in the first round and grab QB Lynn Dickey of Kansas State in the third round.

May 5—Oilers name John W. Breen as general manager, replacing Bob Brodhead. Breen was the first employee hired by Oiler owner K.S. "Bud" Adams, Jr., in 1959 when the American Football League was formed.

December 12—S Ken Houston ties all-time pro record for touchdowns on interceptions with theft against Buffalo in Oilers' 20-14 victory. Houston tied record of seven set by Erich Barnes and Herb Adderley.

December 19—Oilers close out season with third straight victory by blasting San Diego 49-33 for highest point production since 1963. S Ken Houston establishes all-time pro record with two touchdowns on interceptions. The five-year veteran intercepted successive John Hadl passes in the third quarter and returned them for touchdowns of 35 and 29 yards to run his career total to nine. His four returns of interceptions for TDs in one year is also an NFL record.

December 24—Oiler DE Elvin Bethea and S Ken Houston are named to AFC Pro Bowl squad. It is second straight selection for Houston.

December 30—Oilers name former Florida State and Rice University coach Bill Peterson as their new head coach.

1972

March 21—K.S. "Bud" Adams, Jr., spearheads a drive which lands the 1974 Super Bowl game for Houston. The game will be played in Rice Stadium on January 13, 1974.

April 9—Walt Schlinkman is named by Oilers as Director of Player Personnel.

October 1—Oilers stun Joe Namath and New York Jets 26-20 in the Astrodome for only victory of 1972 season.

1973

March 2—Veteran coach and front office executive Sid Gillman accepts position of Executive Vice-President and General Manager of Houston Oilers, replacing John Breen, who retired.

October 16—Bill Peterson is fired as head coach of Oilers after 48-20 loss to Denver, making Peterson's regular season record in 1 1/2 years 1-18. Sid Gillman assumes dual role of General Manager/Head Coach for the rest of year.

November 5—Oilers win only game of 1973 season, 31-27, over Baltimore Colts as QB Lynn Dickey completes 22-of-32 passes for 340 yards and three touchdowns.

December 19—Oiler DE Elvin Bethea named to Pro Bowl team for third straight year.

1974

January 18—Sid Gillman announces decision to remain as General Manager/Head Coach for at least one more season, ending speculation that a new head coach would be named.

February 8—Former New Orleans and New York Jets coach Ed Biles joins Oilers as defensive assistant.

March 7—O.A. "Bum" Phillips, a veteran Texas high school and college coach who was with Sid Gillman at San Diego, is hired by Oilers as defensive coordinator.

August 28—Oiler T John Matuszak tries to jump his contract and sign with World Football League Houston Texans. Oilers obtain temporary restraining order and present it to Matuszak at Texans' game with New York Stars. Matuszak is put on inactive list until trial.

September 5—Oilers and WFL Texans meet in court over John Matuszak dispute.

September 9—State District Judge Arthur Leshner grants temporary injunction against John Matuszak playing for any other team than Oilers until further court hearings. Matuszak remains on inactive list.

September 15—Oilers open regular season with 21-14 win over San Diego, Houston's first regular season home victory since October 1, 1972.

October 22—Oilers trade John Matuszak and No. 3 draft choice to Kansas City for Curley Culp and draft choice, ending court battle.

December 15—Oilers defeat Cleveland for first time in history, 28-24, and complete a 7-7 season, the best in Houston since 1968.

1975

January 25—O.A. "Bum" Phillips named Oiler head coach by Sid Gillman, who says he will remain

in single role as general manager.

February 14—Sid Gillman leaves Oilers as general manager by mutual consent with owner "Bud" Adams. Bum Phillips adds title of general manager to head coaching duties.

September 21—Oilers open 1975 NFL season with 7-0 win over New England Patriots. Only TD was fumble return for score by Oilers' Willie Germany in first quarter.

October 12—Houston scores its first win in history at Cleveland with 40-10 triumph.

October 19—Oilers come from behind to defeat Washington 13-10 in Astrodome for first win ever over NFC team.

November 16—Oilers get 20-19 win over Miami as Billy Johnson ties all-time pro record for return TDs in one season (4).

December 21—Oilers close out finest season since 1962 with 21-10 win over Cleveland, giving Bum Phillips a 10-4-0 record in his first year as a head coach. Oilers set a new home attendance record, averaging 48,000 in seven home games.

1976

February 10—Wade Phillips, son of Head Coach Bum Phillips, named to Oiler coaching staff as LB coach. Phillips had been an assistant at University of Kansas.

April 1—Oilers lose Fred Hoaglin, Mark Cotney and Jesse O'Neal in NFL expansion draft.

April 2—Oilers trade QB Lynn Dickey to Green Bay for QB John Hadl, CB Ken Ellis, draft choices and cash.

1977

January 14—Head Coach and General Manager Bum Phillips announces the appointment of Ken Shipp as offensive coordinator with King Hill becoming receiver coach and the appointment of Joe Bugel as offensive line coach.

February 2—Pat Pepler is named assistant general manager.

October 9—Oilers march into first place in the AFC Central Division after whipping Pittsburgh 27-10 at the Astrodome, but lose Dan Pastorini to an ankle and back injury.

November 13—Oakland holds off Oilers 34-29 as Houston DE Elvin Bethea suffers a broken arm after playing in 135 consecutive games, a team record.

1978

January 7—Owner K.S. "Bud" Adams, Jr., announces the appointment of Ladd K. Herzeg as Senior Vice-President and Chief Administrative Officer of the Houston Oilers.

January 24—Curley Culp, Ken Burrough, Billy Johnson and Robert Brazile play for AFC on Pro Bowl team.

April 15—Oilers announce a long-term contract with Texas State Network to air Oiler games.

April 24—Oilers trade three draft picks and TE Jimmie Giles to Tampa Bay for rights to 1978 number one draft selection in order to choose Texas All-America and Heisman Trophy winner Earl Campbell.

October 23—Houston ends Pittsburgh's seven-game win streak with Monday night victory over the Steelers, 21-17. It marks Houston's first win ever on Monday Night Football.

November 12—Houston comes from 23-0 deficit to capture 26-23 win over New England Patriots.

November 20—Earl Campbell rushes for four touchdowns against Miami Dolphins in Oilers' 35-30 victory. Campbell's two Monday night appearances net him 7 of his 13 season TDs.

November 26—Earl Campbell gains 100 yards rushing vs. Cincinnati before home crowd to tie NFL record for most 100-yard games by a rookie - 7 (ties Franco Harris and Don Woods). Also breaks Oiler single season records for most yards rushing (Hoyle Granger, 1,194 yards in 1967) and most rushing attempts (Charlie Tolar, 224 yards in 1962).

December 10—Houston captures 17-12 decision over New Orleans Saints to clinch berth in AFC Wild Card game versus Miami.

December 24—Houston wins first playoff game since 1961 by defeating Miami 17-9 in the Orange Bowl.

December 31—Oilers continue playoff march with 31-14 win against New England before 61,297 chilled fans in Foxboro, Mass.

1979

January 7—Houston playoff dreams end as Pittsburgh takes 34-5 victory in AFC Championship Game. Oilers welcomed by 50,000 loyal fans in the Astrodome as radio station KILT sponsors homecoming.

January 30—Earl Campbell, Elvin Bethea, Robert Brazile and Curley Culp represent Houston in the Pro Bowl in Los Angeles.

August 3—Oiler T Greg Sampson undergoes brain surgery which signals the end to a promising career.

December 10—Before national television audience, Houston defeats division nemesis Pittsburgh 20-17, giving Oilers spot in 1979 playoffs.

December 17—Several Oilers lock up individual titles: Earl Campbell is NFL rushing champion for the second consecutive year; Mike Reinfeldt captures the crown for most interceptions in NFL with 12;

Toni Fritsch is the most accurate field goal kicker, connecting on 21-25 attempts; and Jesse Baker leads the AFC in QB sacks with 15 1/2.

December 23—In first playoff game played in Houston since 1962, Oilers defeat Denver Broncos 13-7. Key offensive players Earl Campbell, Dan Pastorini and Ken Burrough are all injured, and their status for the following game versus San Diego is questionable.

December 29—Oilers defeat San Diego 17-14 without injured Earl Campbell, Dan Pastorini and Ken Burrough. Backup QB Gifford Nielsen plays conservative offense as Rob Carpenter, who was injured earlier in the week and was on crutches the night before the game, gains 67 yards rushing in his best effort of the season. The big star of the game is S Vernon Perry as he intercepts an NFL-record four passes in a playoff game.

1980

January 6—In a rematch of the 1978 AFC Championship Game, the Steelers win 27-13 in a game that saw a controversial call keep Mike Renfro from scoring what would have been tying score late in third quarter.

January 7—In the wee hours of the morning, the Oilers return from Pittsburgh to an excited throng of 70,000 people at the Astrodome.

January 28—Six Oilers represent Houston in the Pro Bowl: RB Earl Campbell, T Leon Gray, PK Toni Fritsch, LB Robert Brazile, S Mike Reinfeldt and DE Elvin Bethea.

September 15—Before the largest stadium crowd to ever witness an Oilers' game (80,243), Houston defeats the Browns in Cleveland Stadium 16-7. The game was also televised before a national audience on Monday Night Football.

October 14—Oilers acquire All-Pro TE Dave Casper from Oakland for undisclosed draft picks.

October 19—Earl Campbell becomes only the second RB in the history of the Oiler franchise to rush for over 200 yards in a single game when he leads the Oilers to a 21-14 triumph over Tampa Bay with 206 yards. Club rushing record for single game is 216 yards by Billy Cannon (Dec. 10, 1961 vs. New York Titans).

October 26—Earl Campbell ties NFL record for most consecutive 200-yard games rushing (two) with 202 yards vs. Cincinnati in the Astrodome. Campbell now shares record with O.J. Simpson (Buffalo, 1973, 1976). Oilers defeat Bengals 23-3.

December 4—Houston's defense shuts out the Pittsburgh Steelers 6-0. Toni Fritsch provides all the points the Oilers need with two field goals. This marked the third evening prime-time win of the season for the Oilers as the game was played in the Astrodome before a sellout crowd and a national television audience. It marked the first shutout registered by the Oilers since a 47-0 win over the Chicago Bears. (November 6, 1977).

December 21—Oilers clinch third playoff spot in as many years with 20-16 victory over the Minnesota Vikings in the Astrodome. Earl Campbell sets NFL record by rushing for over 200 yards in single game four times in one season. He finishes season with 1,934 yards, second highest total in NFL history behind O.J. Simpson's 2,003 yards in 1973. The Oilers must wait until the final game of the season to see who their playoff opponent will be, as their 11-5 record equals that of division foe Cleveland, but Oilers become Wild Card participant due to tie-breaker procedures.

December 28—Oilers season comes to an end with disappointing AFC Wild Card loss at the hands of the eventual Super Bowl champion Oakland Raiders. The loss marks the third consecutive year that the Oilers have been eliminated from the playoff picture by the eventual Super Bowl champions (Pittsburgh Steelers in both 1978 and 1979).

December 31—K.S. "Bud" Adams Jr., relieves Bum Phillips of his duties as Head Coach and General Manager. Ladd K. Herzog is promoted from post of Senior Vice-President/Chief Administrative Officer to the position of Executive Vice-President and General Manager of the Oilers.

1981

January 3—Oilers announce the selection of Ed Biles as their new head coach. Biles had been Oilers' defensive coordinator since 1975.

February 8—Dick Nolan, former Head Coach for the New Orleans Saints and the San Francisco 49ers, is named defensive coordinator.

February 15—Mike Holovak is named as Assistant General Manager by the Oilers.

September 6—Oilers defeat Rams at season opener at Los Angeles 27-20 as rookie Willie Tullis returns kickoff 95 yards for score in final minute of game. Win gives Ed Biles his first as head coach of NFL club.

1982

January 19—Former All-Pro S Ken Houston returns to Oilers as defensive assistant assigned to work with the DBs. Houston had been All-Pro performer before being traded to Redskins where he retired following 1980 season.

January 31—Oilers open 2.5 million dollar training facility less than two miles from Astrodome. Owner-President K.S. "Bud" Adams, Jr., provides funds for what must be considered one of top facilities in the NFL.

February 3—Oilers announce new three-year contract with Mutual Broadcasting System for radio rights to Houston's games. KTRH-AM in Houston will serve as flagship station.

March 18—Oilers announce that head coach Ed Biles has been given a contract extension. Terms of the contract were not released.

April 28—Oilers select Penn State G Mike Munchak in first round of NFL draft. It is the first number one choice in the draft that Oilers have had since Earl Campbell was selected in first round in 1978.

May 3—Computer added to Oilers lineup to assist club with player personnel, college scouting, ticket and business operations as well as many other functions within the organization.

September 17—Oilers acquire QB Archie Manning from New Orleans Saints in one-for-one swap for T Leon Gray.

September 20—NFL Players Association strike announced.

November 16—Settlement of 57-day player strike announced by NFL Management Council and NFL Players Association.

1983

January 2—Oilers fall to Cincinnati Bengals 35-27 to conclude 1982 regular season play. This game was re-scheduled from November 14 (canceled due to players' strike).

January 25—Chuck Studley joins Oilers as defensive coordinator after successful stints with San Francisco 49ers (Super Bowl champs following '81 season) and Cincinnati Bengals.

February 1—Oilers perennial All-Pro DE Elvin Bethea decides not to retire following 1982 season and will return for his 16th year in the NFL, all with the Oilers.

February 2—Oilers announce promotion of Mike Holovak from Assistant General Manager to VP/Player Personnel. Holovak's contract with the club is extended through the 1986 season.

April 6—Jerry Trupiano, Wally Lemm (former Oilers Head Coach) and John O'Reilly named to Oilers radio broadcast team, KTRH in Houston will again serve as the flagship station for the Oilers/Mutual Radio Network.

April 23—The Oilers announce trade of their second pick in first round to Los Angeles Rams for the third pick overall in draft. Oilers receive Rams' fourth-round choice in 1983 and fourth-round choice in 1984 for moving down one notch in first round.

April 24—The Oilers announce their second trade in as many days involving Oilers' first-round draft pick. Oilers trade third choice overall in first round to Seattle for ninth choice overall in first round plus Seahawks' second- and third-round picks in 1983 (combining trades of April 24-25, Oilers moved from second position in first round to ninth and acquired Seahawks' second- and third-round choice in 1983 and Rams' fourth round choice in 1983 and 1984, a total of four additional picks).

April 26—Oilers select T Bruce Matthews from USC in round one of NFL draft with the ninth choice in the round. Also, for first time since 1969, the Oilers had each of their choices through the first nine rounds.

August 4—In preseason opener, ceremonies honoring Elvin Bethea's sixteen years with the club occur at halftime. Bethea's jersey, #65, will be retired at the conclusion of the season.

October 10—Head Coach Ed Biles resigns after two and one-half years as head coach.

October 11—The Oilers appoint Defensive Coordinator Chuck Studley as interim head coach.

October 20—Oilers trade QB Archie Manning and TE Dave Casper to Minnesota for second- and fourth-round picks in 1984 draft.

December 18—Oilers close season with 20-10 loss at Baltimore (Colts' final game played in Baltimore before moving to Indianapolis).

1984

January 3—The Oilers name Hugh Campbell as new head coach.

January 30—Announcement is made that Kay Dalton will remain as offensive coordinator and also that Jerry Glanville will become new defensive coordinator.

February 3—The Oilers announce that they win the "recruiting war" for free agent QB Warren Moon.

February 10—Entire organization loses tremendous friend with the passing of radio talk-show host John Breen. Breen was first employee hired by the Oilers in 1959 and served in numerous front office capacities, including General Manager and Director of Player Personnel.

May 1—Oilers officially select Dean Steinkuhler and also draft a total of 14 players during the one-day marathon. Of the 14 selected, 10 were defensive players.

September 6—Oilers and City of Houston celebrate 25th season of professional football at "Silver Salute," which is held on the floor of the Astrodome. The black-tie gala consists of dinner, dancing and an auction with all proceeds benefiting the Ronald McDonald House. This date is also proclaimed "Houston Oilers Day" by Mayor Kathryn J. Whitmire.

October 9—Oilers trade RB Earl Campbell to New Orleans Saints for first round choice in 1985 draft. The Oilers also obtain C Jim Romano from Raiders for Houston's third- and sixth-round picks in 1985.

October 26—Oilers announce that KODA-FM will be new flagship station for Oilers' radio broadcasts beginning in 1985. The Oilers and KODA-FM sign a multi-year contract.

November 11—Oilers defeat Chiefs 17-16 in Kansas City after losing opening ten games of the sea-

son as Hugh Campbell gets first win as NFL head coach.

November 18—Houston wins second consecutive game as Jets fall by a 31-20 margin in the Astrodome. Warren Moon again hits for over 70 percent of his attempts (20 of 28 for 71 percent) and throws for three TDs. Larry Moriarty rushes for 138 yards for second consecutive 100-plus-yard game.

December 2—Houston defeats Steelers in overtime thriller 23-20 for third win in four weeks before home crowd. Joe Cooper kicks winning field goal with 5:53 elapsed in extra period. It is the first overtime loss in Steeler history.

December 12—G Mike Munchak is selected to play in the AFC-NFC Pro Bowl game in Honolulu.

December 17—Warren Moon completes his first NFL season with 3,338 yards passing, breaking the team record set by George Blanda in 1961 (3,330). Tim Smith's 1,141 yards receiving enabled him to become third player in Oilers' history to post consecutive 1,000-yard receiving seasons after gaining 1,176 in 1983. Bill Groman (1960-61) and Charlie Hennigan (1963-64) were the others.

1985

July 1—The Oilers sign 1983 Heisman Trophy winner Mike Rozier. Rozier was selected by the Oilers in the first round of the 1984 Supplemental Draft of USFL players.

July 2—WR Drew Hill is acquired by the Oilers in a trade with the Los Angeles Rams.

August 3—The Oilers battle the New York Giants in the annual NFL Hall of Fame Game in Canton, Ohio, with the Giants winning 21-20. The game also makes radio history as the first stereo broadcast of an NFL game on KODA-FM.

December 9—Hugh Campbell is relieved of his duties as head coach. The club names Defensive Coordinator Jerry Glanville as interim head coach for the season's remaining two games.

1986

January 2—The Oilers release seven assistant coaches from their employment contracts. The seven coaches are John Devlin, Joe Faragalli, Gene Gaines, Ken Houston, Bruce Lemmerman, Bob Padilla and Al Roberts.

January 20—Jerry Glanville signs a five-year contract as Head Coach of the Oilers. Glanville served the final two 1985 games as interim head coach in addition to serving as defensive coordinator since 1984.

February 2—G Mike Munchak starts for the AFC in the annual Pro Bowl in Honolulu, Hawaii.

April 29—The Oilers select Purdue QB Jim Everett with their first selection in the 1986 NFL Draft. The team follows by selecting Louisville WR Ernest Givins in the second round and RB Allen Pinkett of Notre Dame in the third round.

August 30—The Oilers defeat the Dallas Cowboys 17-14 to finish the preseason with a 4-0 record. It marks the first time since 1965 that the Oilers have completed their preseason schedule undefeated.

September 18—The Oilers trade QB Jim Everett, the third player selected in the 1986 draft, to the Los Angeles Rams in exchange for G Kent Hill, DE William Fuller, the Rams' number one draft choices in 1987 and '88 and L.A.'s fifth rounder in 1987.

December 21—Houston concludes the 1986 season on a positive note, defeating the Buffalo Bills 16-7. WR Drew Hill catches five passes for 114 yards giving him 1,112 yards for the season as he joins rookie Ernest Givins (1,062 yards) to form the 19th tandem in NFL history to each surpass the 1,000-yard receiving mark. In addition, QB Warren Moon throws for 208 yards to finish the year with 3,489 yards and break his own single-season club record. PK Tony Zendejas connects on all three of his field goal attempts and his 22 three-pointers establishes a new Oiler high.

1987

July 1—The Oilers announce plans to retire the #34 jersey of former RB Earl Campbell, the leading rusher in club history. The ceremony is scheduled for August 13.

October 4—The Oilers win their first "replacement" game in Denver 40-10 as QB Brent Pease throws for 260 yards and a TD and LB Eugene Seale returns an interception 73 yards for a touchdown.

October 25—With the players' strike over, the Oiler "regulars" return to action with a 37-33 win over the Falcons as RB Mike Rozier rushes for 144 yards while rookie WR Curtis Duncan catches two TD passes including the game-winner.

October 28—First-round draftee FB Alonzo Highsmith ends his holdout by agreeing to a multi-year contract.

November 3—The Oilers acquire veteran T Bruce Davis from the Raiders for what later becomes a 1988 second-round draft choice.

November 4—T/G Bruce Matthews ends his holdout by agreeing to terms with the Oilers.

November 15—The Oilers earn their first victory in Three Rivers Stadium since 1978, beating the Steelers 23-3 as QB Warren Moon completes 16 of 22 passes for 239 yards and two TDs.

December 15—Along with several prominent Houston business leaders, K.S. "Bud" Adams, Jr., holds a press conference to announce that the goal of marketing 75% of the new Columbia Suites by December 15 has been met.

December 23—The Oilers place three players on the AFC Pro Bowl roster, their largest contingent since

1981. Chosen to play in the Honolulu all-star game are S Keith Bostic, G Mike Munchak and RB Mike Rozier.

December 27—The Oilers clinch their first playoff berth since 1980 as they defeat the Bengals 21-17 before an SRO crowd at the Astrodome. Rookie FB Alonzo Highsmith scores two TDs and QB Warren Moon throws his 21st scoring pass of the season. That marks the most TD passes by an Oiler since George Blanda tossed 24 in 1963.

1988

January 3—In an AFC Wild Card Playoff, the Oilers defeat the Seahawks 23-20 in overtime on Tony Zendejas' 42-yard field goal.

January 10—The Oilers' season ends as the Broncos defeat them 34-10 in an AFC Divisional Playoff before 75,968 fans in Mile High Stadium.

April 21—The Oilers acquire DE Sean Jones from Raiders along with L.A.'s second-round draft choice. Houston gives up one of its first-round draft picks, a fourth-round selection and changes places with Raiders in the third round.

May 6—The Oilers announce that they will hold training camp at Southwest Texas State University in San Marcos. SWTSU thus becomes the Oilers' eighth training camp site since the team's inception in 1960.

May 17—Oilers re-assign Mike Holovak to Assistant to the General Manager.

July 11—The Oilers name Dick Corrick as Director of College Scouting. Corrick joins the Oilers after working for the Green Bay Packers since 1971.

August 29—The Oilers complete the third undefeated preseason in their history (1965, 1986) beating the Dallas Cowboys 54-10.

November 7—The Oilers appear on Monday Night Football for the first time since 1982 and defeat the Cleveland Browns 24-17.

December 14—The rosters for the AFC-NFC Pro Bowl are released and feature eight Oilers including DE Ray Childress, WR Drew Hill, G Bruce Matthews, QB Warren Moon, G Mike Munchak and RB Mike Rozier.

December 24—The Oilers beat the Cleveland Browns 24-23 in an AFC Wild Card Playoff Game as RB Allen Pinkett scores two touchdowns.

1989

January 1—In an AFC Divisional Playoff Game, the Oilers drop a 17-10 decision to the Bills before 79,532 fans at Rich Stadium in Buffalo.

February 1—Executive Vice-President/General Manager Ladd K. Herzog announces his resignation.

February 2—The Oilers announce the promotion of Mike Holovak to General Manager, replacing Ladd Herzog. Also, under NFL's new "Plan B" free agency, 21 Oilers are left unprotected while 37 are protected.

February 22—The Oilers name Kevin Gilbride to the post of Quarterbacks Coach. He joins the club after serving as Offensive Coordinator at East Carolina.

April 1—The Oilers end up losing 15 players and signing seven under the NFL's first "Plan B" free agency system.

April 7—The Oilers sign QB Warren Moon to a new long-term contract.

September 24—Despite a sellout crowd in the first game in the newly-expanded Astrodome, the Oilers lose to the Buffalo Bills, 47-41 in OT.

October 1—The Oilers defeat the Miami Dolphins 39-7 as QB Warren Moon completes a career-best 82.6% of his passes (19/23). In addition, Houston's defense holds Dolphin QB Dan Marino to his worst game as a starter (11/29, 103 yds.).

October 22—The Oilers record the ninth shutout in club history and their first in nine years (spanning 132 games) with a 27-0 whitewash of the Pittsburgh Steelers. Pittsburgh manages just 132 total yards, the fewest yards allowed by Houston in 12 seasons.

December 3—The Oilers win at Pittsburgh 23-16 despite a blizzard and windchill temperatures of -20 degrees. RB Lorenzo White's one-yard run with 21 seconds remaining wins it as the Oilers claim sole possession of first place after the season's 13th game, the latest the team has been in first place in a season since 1967.

December 10—The Oilers honor their 30th Anniversary "Dream Team" while defeating the Tampa Bay Buccaneers 20-17.

December 20—G Bruce Matthews, QB Warren Moon and G Mike Munchak are named starters for the February 4 Pro Bowl.

December 23—In a regular season finale battle for the AFC Central Division title, the Oilers lose to the Cleveland Browns 24-20 on RB Kevin Mack's TD with 39 seconds left. The Oilers fall short after battling back from a 17-0 deficit as QB Warren Moon establishes personal bests for attempts (51), completions (32) and yards (414, most since George Blanda's 418 in 1961). Oilers set all-time single season attendance record with 451,027 fans, eclipsing 411,652 in 1978.

December 31—In an AFC Wild Card playoff game, the Oilers lose a 26-23 OT decision to the

Pittsburgh Steelers as PK Gary Anderson kicks a 50-yard field goal. Houston WR Ernest Givins catches 11 passes for 136 yards and two TDs.

1990

January 6—Jerry Glanville leaves his position as Oilers' head coach by "mutual agreement."

January 9—Jack Pardee signs a five-year contract to become the 14th head coach in Houston Oiler history. Pardee joins the Oilers after enjoying a successful three seasons as the head coach at the University of Houston.

January 12—Head Coach Jack Pardee announces the hiring of three of his University of Houston assistant coaches to Oiler posts. Named to Pardee's Oiler staff are Defensive Coordinator Jim Eddy, Offensive Line Coach Bob Young and Defensive Backs Coach Pat Thomas.

January 30—The Oilers extend the contract of Executive Vice President/General Manager Mike Holovak. In addition, the team names former LBs Coach Floyd Reese to the newly-created position of Assistant General Manager and promotes Quarterbacks Coach Kevin Gilbride to Offensive Coordinator. Also, the team announces the signing of a multi-year contract that allows KTRH-AM/KLOL-FM to broadcast all Oiler football games beginning in 1990.

March 15—The Oilers announce that Raycom Sports Network has agreed to a multi-year contract to televise Oiler preseason games plus a weekly wrap-up show.

September 23—The Oilers win their 1990 home opener 24-10 over the Indianapolis Colts as QB Warren Moon becomes the all-time leading passer in club history. Moon throws for 308 yards (plus three TDs) to surpass George Blanda's team record of 19,149 yards. The record fell on a third quarter seven-yard pass to WR Haywood Jeffires. WR Drew Hill catches ten passes for 123 yards to help key the victory.

September 30—The Oilers capture their first road win of the season, defeating the Chargers 17-7 as QB Warren Moon throws for 355 yards, and WR Drew Hill records his 50th career touchdown. Moon's 27 completions allows him to pass Dan Pastorini's club record of 1,426.

October 14—QB Warren Moon passes for 369 yards and a career-best five TDs as the Oilers hammer the Cincinnati Bengals 48-17. Moon thus becomes the first player in pro football history to throw for over 20,000 yards in two different leagues (21,228 in Canadian Football League).

December 2—Despite losing 13-10 in overtime at Seattle, QB Warren Moon's 232 passing yards allow him to break his own single-season club passing record of 3,631 yards (set in 1989).

December 9—The Oilers shatter several team records while drubbing Cleveland 58-14. Included among the records set are most points in a game, in a quarter (31) and in a half (45). RB Lorenzo White ties a club mark with four rushing touchdowns, the first time that has been accomplished in the NFL in two years.

December 16—The Oilers win a key road game, beating Kansas City 27-10 at Arrowhead Stadium. QB Warren Moon again supplies the big news, completing 27-of-45 passes for 527 yards. That represents the second-best single-game passing performance in NFL history. The record belongs to the Rams' Norm Van Brocklin, who threw for 554 yards against the New York Yanks on September 28, 1951. Moon had an opportunity to break the record but declined to do so based on the Oilers' comfortable lead. Almost overshadowed by Moon's effort was WR Haywood Jeffires catching nine balls for 245 yards (including 87-yard TD), which marked the second best receiving day in Oiler history. Charles Hennigan had 272 receiving yards versus the Patriots on October 13, 1961.

December 19—Six Oilers are named to the AFC squad for the February 3 Pro Bowl. The six include starters G Bruce Matthews, QB Warren Moon and G Mike Munchak, plus reserves DT Ray Childress, WR Ernest Givins and WR Drew Hill.

December 23—The Oilers lose an opportunity to cement their grasp on first place in the AFC Central Division by losing at Cincinnati 40-20. Additionally, QB Warren Moon is lost for the remainder of the season after suffering an open dislocation of his throwing thumb.

December 29—Oiler Owner/President K.S. "Bud" Adams and San Antonio Mayor Lila Cockrell jointly announce a tentative agreement for the Oilers to hold their annual summer training camp in San Antonio. Also, it is announced that the Oilers will serve as the host team for preseason games in San Antonio's Alamodome when that facility is completed in 1993.

December 30—Led by backup QB Cody Carlson, the Oilers earn a Wild Card playoff berth by defeating the Pittsburgh Steelers 34-14 in the Astrodome. Carlson completes 22 of 29 passes for 247 yards and three TDs. With the victory, the Oilers end up in a three-way tie for first place with Cincinnati and Pittsburgh in the AFC Central.

1991

January 6—The Oilers' 1990 season comes to a close as they are eliminated from the playoffs by the Cincinnati Bengals. Houston loses at Riverfront Stadium 41-14 in an AFC Wild Card game.

January 26—It is announced that Earl Campbell has been voted into the Pro Football Hall of Fame. The announcement is made in Tampa, Florida. Campbell is to be enshrined on July 27.

May 17—The Oilers and the City of San Antonio formally sign six-year contract which will allow the Oilers to hold training camp there. Trinity University is chosen as the host school.

September 16—In a pre-game ceremony, Earl Campbell receives his Hall of Fame ring from Hall Executive Director Pete Elliott. In the game that follows, the Oilers defeat Kansas City 17-7 to signal the first 3-0 start in franchise history.

October 13—In a 23-20 victory over the Jets at Giants Stadium, WR Haywood Jeffires ties Charlie Hennigan's 30-year-old team record for receptions in a game with 13 (186 yards). QB Warren Moon completes 35-of-50 passes for 423 yards, which is the fifth-best total in team annals. Also, WR Drew Hill surpasses Hennigan's 410 catches to become the all-time leading receiver in Oiler history.

November 3—Despite a 16-13 OT loss at Washington, WR Drew Hill moves past WR Ken Burrough's 6,907 receiving yards to become the Oilers' all-time leader in that category.

November 10—QB Warren Moon establishes career highs for completions (41) and attempts (56) as he throws for 432 yards, which is fourth best in team history, in Oilers' 26-23 OT victory over Dallas. Moon also passes Fran Tarkenton's 47,003 yards and moves into second place behind Ron Lancaster on all-time professional passing yards chart.

December 8—The Oilers defeat the Steelers 31-6 in the Astrodome as Houston captures its first-ever undisputed AFC Central Division championship. QB Warren Moon throws for 254 yards and becomes just the third QB in NFL history (Miami's Dan Marino, San Diego's Dan Fouts) to have back-to-back 4,000-yard seasons.

December 15—QB Warren Moon surpasses Dan Marino's NFL record (378 in 1986) for completions in a season as the Oilers beat the Browns 17-14.

December 18—Eight Oilers (tied NFL-best), including a league-high six starters are named to the AFC team for the February 2 Pro Bowl. The six starters include CB Cris Dishman, DE William Fuller, WR Haywood Jeffires, C Bruce Matthews, G Mike Munchak and LB Al Smith. DT Ray Childress and QB Warren Moon are also named to the squad although Childress was eventually unable to play because of a back/rib injury.

December 21—WR Haywood Jeffires becomes just the fifth player in NFL history to record 100 receptions in a single season despite the Oilers' 24-20 road loss to the Giants. Coupled with Drew Hill's 90 catches, that pair's 190 represents the most receptions by two teammates in one season in league annals. In addition, QB Warren Moon eclipses Dan Marino's NFL record (623 in 1986) for attempts in a season. DE William Fuller registers his 15th sack of the season and thus becomes the first Oiler ever to lead the conference in that category.

December 29—The Oilers defeat the New York Jets 17-10 in an AFC Wild Card playoff game before 61,485 fans in the Astrodome. S Bubba McDowell intercepts two key passes inside the Oiler five-yard line to preserve the win.

1992

January 4—After leading for most of the game, the Oilers end up losing a heartbreaking 26-24 decision to the Denver Broncos in an AFC Divisional Playoff game in front of 75,301 fans at Mile High Stadium. PK David Treadwell's 28-yard field goal with 16 seconds left in the game proves to be the deciding points. The loss mars a great performance by Oiler QB Warren Moon, who completes 75% of his passes (27 of 36) for 325 yards and three touchdowns.

March 6—The Oilers name Steve Underwood as General Counsel. Underwood joins the Oilers from the Houston firm of Caldwell and Hurst where he has handled most of the team's legal work since 1977.

August 1—The Oilers defeat the Dallas Cowboys 34-23 in the American Bowl in Tokyo, Japan, which marks Houston's first game outside of the United States.

August 31—The Oilers and QB Warren Moon reach agreement on a new multi-year contract that includes a settlement of a controversial escalator clause.

September 29—The Oilers sign free agent WR Webster Slaughter to a two-year contract. Slaughter had been one of four players who were declared free agents by a Minneapolis judge on September 24.

October 11—In a 38-24 win at Cincinnati, QB Warren Moon ties a personal best with five TD passes to eclipse George Blanda's team record for career touchdown passes (165. Moon now has 169). Also, WR Haywood Jeffires catches three TD passes to tie the franchise record, and RB Lorenzo White rushes for a career-best 149 yards.

October 18—QB Warren Moon becomes the leading passer in professional football history by surpassing Ron Lancaster's 50,535 yards (in 19 years). After the Oilers' heartbreaking 27-21 loss at Denver, Moon now has 50,589 yards. Moon's total, accumulated in less than 15 seasons, includes 21,228 yards in the CFL and 29,361 yards in the NFL.

November 15—In Houston's 17-13 win at Minnesota, QB Warren Moon suffers a fractured upper left arm on a fourth quarter hit by Viking S Vencie Glenn and misses the next five games. Despite the injury, Moon becomes just the 14th NFL QB to surpass 30,000 passing yards as he accomplishes that faster (125 games) than any player in league history except for Miami's Dan Marino (114 games).

November 26—Subbing for the injured Warren Moon, QB Cody Carlson throws for a career-high 338 yards as the Oilers defeat the Lions 24-21 on Thanksgiving Day in Detroit.

December 11—After being diagnosed with kidney cancer, Offensive Coordinator Kevin Gilbride undergoes surgery for the removal of his cancerous kidney. He misses two games as Receivers Coach

Chris Palmer and injured QB Warren Moon help to handle Gilbride's game day responsibilities.

December 23—An NFL-best nine Oilers earn Pro Bowl honors with four players designated as starters for the February 7 game. The starters include WR Haywood Jeffires, C Bruce Matthews, G Mike Munchak and LB Al Smith. The Houston reserves feature DT Ray Childress, WR Curtis Duncan, WR Ernest Givins, QB Warren Moon and RB Lorenzo White. The inclusion of Jeffires, Givins and Duncan represents the first time ever that three receivers from the same team have been designated as Pro Bowlers.

December 20—Shortly after their exciting, come-from-behind 17-14 win at Cleveland, the Oilers learn that they have clinched a playoff berth for the sixth straight season. That represents the longest current post-season streak in the NFL.

December 27—As Houston routs Buffalo 27-3 in the regular season finale, WR Haywood Jeffires catches six passes to finish with 90 receptions. He thus leads the AFC in that category for the third straight season, becoming only the second player since the 1970 AFL-NFL merger to accomplish that feat.

1993

January 3—The Oilers lose a 41-38 OT decision at Buffalo in an AFC Wild Card playoff game. QB Warren Moon completes 36 of 50 passes for 371 yards and four first-half touchdowns.

January 4—The Oilers announce that they will not offer new contracts to Defensive Coordinator Jim Eddy and Defensive Backs Coach Pat Thomas.

January 29—The Oilers name Buddy Ryan as the team's defensive coordinator.

July 2—NFL Commissioner Paul Tagliabue rules in a dispute between the Oilers and Redskins. Tagliabue completes a trade which sends Washington LB Wilber Marshall to Houston in exchange for the Oilers' third-round draft choice in 1994 and their fifth-round selection in 1995.

November 14—WR Haywood Jeffires ties a team record with three touchdown receptions and QB Warren Moon throws four TD passes in just over two quarters of playing time as the Oilers rout the Bengals 38-3 at Riverfront Stadium. RB Gary Brown earns AFC Offensive Player of the Week honors by rushing for 166 yards in his first NFL start, which marks the most yards by an Oiler back in 12 years.

November 21—RB Gary Brown explodes for 194 rushing yards to lead Houston to its fifth consecutive win, a 27-20 victory at Cleveland. Brown's rushing total is the highest by any AFC back in three years and the most by an Oiler in 13 years. His back-to-back running sum of 360 yards is also the team's best in 13 seasons. Brown becomes the first NFL back in ten years to gain over 100 yards in his first two career starts. Also, S Marcus Robertson ties a team record by becoming the first Oiler in 22 years to get three interceptions in a game.

November 28—In the Oilers' 23-3 AstroDome victory over the Steelers, WR Ernest Givins passes Drew Hill's 480 catches to become Houston's all-time leading receiver.

December 5—As Houston captures its seventh straight win with a 33-17 home decision over Atlanta, the Oilers' defense forces seven turnovers (including a team record-tying six interceptions) for its highest such total in 16 years.

December 14—Oiler DT Jeff Alm commits suicide following the death of his best friend in a traffic accident. The Oilers hold a memorial service for their teammate the following day.

December 19—The Oilers clinch their second outright AFC Central Division championship with a 26-17 win over the Steelers at Three Rivers Stadium. Houston thus cements a playoff berth for the seventh consecutive season, the longest current streak in the NFL. The Oilers also become just the second team since the 1970 AFL-NFL merger to go undefeated within the AFC's Central Division (also 1975 Steelers). Against Pittsburgh, PK Al Del Greco surpasses the team record of 115 points in a single season.

December 28—G Mike Munchak establishes an Oiler record by being named to the Pro Bowl for the ninth time (Elvin Bethea had eight appearances).

1994

January 2—The Oilers close the regular season with their club record 11th consecutive win, a 24-0 shutout of the Jets in the AstroDome. The winning streak is the longest in the NFL in nine years as the Oilers become just the fifth team in league history to close a season with 11 straight victories. The Oilers also set a franchise record with 12 wins for the season and go undefeated in both November and December for just the third time ever. Amazingly, RB Gary Brown finished with 1,002 yards in just eight starts.

January 27—The Oilers promote Assistant General Manager Floyd Reese to the position of Executive Vice-President/General Manager. Reese succeeds Mike Holovak, who assumes the title of Vice-President/Player Personnel and Scouting.

February 8—The Oilers promote Kevin Gilbride to Assistant Head Coach/Offense and name Dick Coury as the team's Offensive Coordinator.

February 9—Houston names Jeff Fisher as its new Defensive Coordinator, replacing Buddy Ryan, who left the Oilers to become General Manager/Head Coach of the Arizona Cardinals.

April 13—The Minnesota Vikings announce that they have reached an agreement to acquire QB Warren Moon from the Oilers in exchange for draft choices.

August 15—The Oilers defeat the Dallas Cowboys 6-0 before 112,376 fans at Azteca Stadium in Mexico City. The in-house attendance is the largest ever for an NFL game.

September 4—WR Ernest Givins becomes Oilers' all-time receiving yardage leader, surpassing Drew Hill's mark of 7,477. Givins would end the season with 7,935 yards on 542 career receptions.

November 6—G Mike Munchak, who announced his retirement on July 21, 1994 to join the Oilers under the title of Assistant to Football Operations, is honored by Oiler Owner/President K.S. "Bud" Adams, Jr., by having his #63 jersey retired at halftime ceremonies of Oilers-Steelers game.

November 14—After a 1-9 start, Head Coach Jack Pardee and Assistant Head Coach/Offense Kevin Gilbride are relieved of their duties. Jeff Fisher is elevated to title of Head Coach/Defensive Coordinator.

December 24—Houston closes out season with 24-10 victory over the New York Jets for Fisher's first win as a head coach.

1995

January 5—Oilers announce that Jeff Fisher will remain as head coach, officially becoming the 15th head coach in franchise history.

January 17—As his first hire, Fisher brings in Jerry Rhome under the title of Offensive Coordinator.

March 3—The Oilers jump into the free-agent pool and sign the NFL's all-time leading kickoff returner, Mel Gray. Gray joins the Oilers after successful stints with the Detroit Lions and New Orleans Saints.

March 7—The team announces five-year contract with KHTV/Channel 39 to broadcast Oilers' pre-season games. The pact reunites the team and KHTV, which carried Oilers preseason action in '89.

March 23—Houston lures in one of the most coveted unrestricted free agents by signing C Mark Stepnoski from the Dallas Cowboys.

March 28—The Oilers sign veteran QB Chris Chandler from the Rams.

April 22—With the third overall choice in the draft, Houston selects Alcorn State QB Steve McNair.

July 25—QB Steve McNair signs contract at press conference held at Oilers' training camp.

August 11—Tennessee newspaper reports that Nashville Mayor Phil Bredesen is meeting with Oiler officials. Nashville is willing to build new stadium if it will attract a professional team. K.S. "Bud" Adams, Jr. and Bredesen execute an agreement that gives the City of Nashville a 70-day exclusive negotiating period with the Houston Oilers to build a stadium and relocate the team.

August 19—Oilers-Chargers preseason game is canceled by NFL after field is deemed unplayable for safety reasons.

September 3—The Oilers travel to Jacksonville and defeat the Jaguars 10-3 in the expansion team's inaugural game.

September 24—QB Chris Chandler connects on 23-of-26 passes for 352 yards and four TDs, leading Oilers to a 38-28 win over the Bengals at Riverfront Stadium. Chandler's 88.46 completion percentage misses the NFL record by one completion. Chandler, who hooked up with rookie WR Chris Sanders on TD passes of 58 and 46 yards, is named AFC Offensive Player of the Week.

November 2—Oilers' long-time equipment assistant Bill "Mojo" Lackey passes away after a massive stroke.

November 5—Oilers win 37-10 over Browns and dedicate game to "Mojo" and his family. The win marks the Oilers' largest margin of victory at Cleveland since a 40-10 decision on Oct. 12, 1975.

November 12—K.S. "Bud" Adams, Jr. and the Oilers announce the establishment of the Bill "Mojo" Lackey Memorial Award, which would be given to the player, coach or front office staff member that best exemplifies the qualities of the former equipment assistant. A \$10,000 check is given to the winner to be awarded to charity in his or her name.

November 16—K.S. "Bud" Adams, Jr. and Nashville Mayor Phil Bredesen sign a relocation agreement to move the Oilers the Tennessee.

December 14—G Bruce Matthews, S Blaine Bishop, CB Darryl Lewis and C Mark Stepnoski are selected to the Pro Bowl. Matthews sets the Oiler mark for consecutive selections with his eighth consecutive Pro Bowl honor.

December 17—Paul "Hoss" Noska, equipment assistant, is honored with the first Bill "Mojo" Lackey Memorial Award.

1996

March 26—Oilers sign veteran WR Willie Davis from the Kansas City Chiefs.

April 20—After trading down in the first round (from 9th to 17th) to acquire extra picks from Oakland, General Manager Floyd Reese and Head Coach Jeff Fisher execute a trade with the Seattle Seahawks to move back up to the 14th spot in the '96 draft to select Heisman Trophy winner Eddie George from Ohio State. Sent to the Seahawks in the trade was DT Glenn Montgomery.

April 30—The National Football League approves the team's relocation to Nashville in a special owner's meeting held in Atlanta, Georgia.

May 3—Adding more weapons to the offense, the Oilers agree to terms with RB Ronnie Harmon from the San Diego Chargers.

May 7—Voters of Davidson County in Nashville, Tennessee, overwhelmingly approve a referendum

held to decide on the use of public funding for a new downtown stadium.

October 20—With a 22-yard field goal, K Al Del Greco sets the club record for most career field goals, surpassing K Tony Zendejas (117).

October 27—Del Greco kicks the longest field goal in team history with a 56-yarder at the end of the first half versus the 49ers.

November 17—In a clash with the Miami Dolphins, G Bruce Matthews becomes the Oilers' all-time leader in games played with his 211th contests, breaking Elvin Bethea's mark of 210. Matthews would go on to also set the team marks for most consecutive games played and started.

December 12—G Bruce Matthews, S Blaine Bishop, C Mark Stepnoski and ST player John Henry Mills are selected to the Pro Bowl. Matthews extends the Oiler mark for consecutive selections (9) and ties G Mike Munchak for most overall selections (9).

December 15—Oilers play their final game in Houston with a 21-13 loss to the Cincinnati Bengals in the Astrodome.

December 22—RB Eddie George finishes the '96 season with 1,368 yards rushing en route to Rookie of the Year accolades. In addition, George's ground totals were only 82 yards shy of RB Earl Campbell's rookie record of 1,450. On this day, George would also help the Oilers to a 24-21 win over the Baltimore Ravens for a franchise-best 6-2 road record.

1997

January 1—The team promotes linebackers coach Gregg Williams to defensive coordinator.

January 3—After relieving Jerry Rhome of his duties, the Oilers make wide receivers coach Les Steckel the team's offensive coordinator/quarterbacks coach.

February 24—Oilers trade QB Chris Chandler to the Atlanta Falcons for two '97 draft choices (4th and 6th).

May 3—City of Nashville holds ground-breaking ceremonies for the team's downtown stadium.

May 8—After formulating an agreement earlier with Harris County (Houston), K.S. "Bud" Adams, Jr. and Astrodome USA owner Drayton McLane, Jr. reach a settlement for the final year of Oilers' lease at the Astrodome. Under appointed mediator Alice Oliver Parrott, the two sides clear the biggest step in the team's ability to play games in Tennessee for the '97 season.

June 5—Oilers reach agreement with Memphis Sports Authority, clearing the way for the team to play its games in the Liberty Bowl.

June 12—Oilers hold press conference in Nashville to formally announce the club's intention to play the 1997 season in Tennessee, and introduce an inaugural patch and logo which merges the Oilers traditional "Oil derrick" with the Tennessee state flag.

July 18—Oilers players report to Tennessee State University for their first training camp in the state of Tennessee. Also, Oilers sign DE Kenny Holmes, 1997 first-round selection, to a four-year contract.

July 19—Oilers sign GM Floyd Reese to a four-year extension running through 2001 season.

August 2—Oilers play first preseason game of 1997 season at Liberty Bowl in Memphis, falling to the New Orleans Saints 21-12.

August 9—Oilers play their first ever game at Vanderbilt Stadium, an 18-12 preseason loss to the Washington Redskins.

August 15—Oilers move into their temporary training facility in Bellevue.

August 23—Oilers promote Don MacLachlan to Executive Vice President of Marketing, Broadcasting, and Ticketing.

August 27—Oilers sign free agent SS Blaine Bishop.

August 31—Oilers open their inaugural season in the state of Tennessee with a 24-21 overtime win over the Oakland Raiders at Liberty Bowl. RB Eddie George ties Billy Cannon's franchise record for rushing yards in a game with 216 yards on 35 carries. With the game-winning field goal in overtime, PK Al Del Greco becomes the Oilers all-time points leader, surpassing George Blanda's total of 596 points.

October 27—In their first-ever trip to Arizona, the Oilers defeat the Cardinals 41-14.

November 27—Oilers defeat Dallas 27-14 on Thanksgiving Day in front of a national-television audience. It marked the first regular season game in Texas for the Oilers since their move to Tennessee.

December 11—G Bruce Matthews, RB Eddie George, and SS Blaine Bishop are selected to the Pro Bowl. Matthews extends the mark for consecutive selections (10) and surpasses G Mike Munchak for most overall selections (9).

December 14—Oilers fall to the Baltimore Ravens 21-19 in the final game at Baltimore's Memorial Stadium. It marked the second time the Oilers closed the stadium, because on Dec. 18, 1983, the Oilers played at the Baltimore Colts in what would be their final game in Baltimore.

December 21—Oilers close their inaugural season in Tennessee with an 8-8 record after a 16-6 win over Pittsburgh in Memphis.

1998

February 14—Oilers agree to terms with free agent WR Yancey Thigpen from Pittsburgh.

February 19—Oilers agree to terms with free agent P/K Craig Hentrich from Green Bay.

February 24—Oilers reach agreement with Shelby County Sports Authority and Memphis Park

Commission to be released from the final year of their lease at the Liberty Bowl.

March 4 – Oilers and Vanderbilt University reach tentative agreement for the Oilers to play at Vanderbilt Stadium for the 1998 season.

March 11 – Oilers agree to terms with free agent TE Jackie Harris from Tampa Bay.

April 16 – A tornado rips through Nashville, damaging three cranes and 10 portable trailers at the Oilers East Bank Stadium construction site.

April 18 – In the franchise's first draft as the Tennessee Oilers, the club selects WR Kevin Dyson from Utah with its first-round selection (16th overall) in the NFL Draft.

April 23 – Oilers finalize deal to play at Vanderbilt Stadium for the 1998 season.

May 15 – Oilers finalize deal to acquire land in MetroCenter for a permanent practice facility to be finished in the summer of 1999.

May 28 – Oilers reach agreement with Tennessee State University to hold the Oilers 1998 Training Camp on TSU's campus. It marks the first time in club history that the Oilers have had consecutive training camps outside the state of Texas.

July 29 – Owner K.S. "Bud" Adams, Jr., listens to the Tennessee fans and announces that he will change the name of the team. An advisory council is later formed to research names and a "Guess the Name" contest is introduced to fans to gain additional feedback.

Oct. 18 – Oilers win first home game in Nashville, a 44-14 victory over Cincinnati.

Oct. 29 – Former Oiler and nine-time Pro Bowl Guard Mike Munchak is announced among 76 nominees for the Pro Football Hall of Fame.

Sept. 12 – Oilers play first regular season home game in Nashville vs. San Diego Chargers.

Nov. 4 – First Oilers coach, Lou Rymkus, passes away at 78.

Nov. 14 – Oilers owner K.S. "Bud" Adams, Jr., announces that the Oilers will become the "Tennessee Titans" beginning in 1999. "We wanted a new nickname to reflect strength, leadership and other heroic qualities," Adams said.

Dec. 22 – Oilers owner K.S. "Bud" Adams, Jr., unveils new Tennessee Titans logo and colors, featuring the fire of the Titans and exemplifying power, strength, knowledge and excellence. "I feel we have developed a logo that fans throughout the state of Tennessee and around the country will embrace for years to come," Adams said.

Dec. 26 – Oilers era comes to end against Minnesota Vikings.

1999

Jan. 1 – G Bruce Matthews and P Craig Hentrich earn All-Pro honors.

Feb. 8 – G Bruce Matthews, P Craig Hentrich, RB Eddie George & TE Frank Wycheck represent AFC in Pro Bowl.

Feb. 26 – Steve Walters (WR's) and Jim Washburn (DL) added to coaching staff.

April 13 – Titans unveil new uniforms and helmets before packed crowd at the new stadium.

April 17 – Titans make Florida DE Jevon Kearse their first selection in the 1999 NFL Draft.

May 3 – Veteran players tour stadium and practice facility. Mr. Adams presents pair of tickets to each stadium worker in appreciation of their hard work.

May 3 – George Henshaw promoted to Assistant Head Coach/Running game. Jim Schwartz added to staff as Defensive Assistant/Quality Control Coach.

May 8 – Final auditions determine first ever Titans cheerleading squad.

May 13 – 11-time Pro Bowl offensive lineman Bruce Matthews re-signs with team.

May 14 – Stadium lights turned on for 100-hour test.

May 17 – Titans announce that 1999 training camp will be held at Baptist Sports Park in Bellevue.

May 18 – Stadium sod is laid down.

July 23 – Titans name former Minnesota Senior Vice President Jeff Diamond President and Chief Operating Officer, and agree to terms with former Pittsburgh Pro Bowl quarterback Neil O'Donnell.

July 27 – The Titans sign their first-round draft selection, Florida DE Jevon Kearse, to a multi-year contract.

August 15 – The Tennessee franchise plays its first preseason game under the name Titans, a 22-20 loss at Kansas City. The game is the first in franchise history played in a uniform other than the Oilers.

August 27 – Titans defeat Atlanta, 17-3, in the first preseason game at Adelphia Coliseum.

September 2 – Owner K.S. "Bud" Adams, Jr. and his wife, Nancy, announce the creation of the Tennessee Titans Foundation, an organization established to serve the charitable interests of the state of Tennessee by providing financial support and other resources to non-profit organizations, enriching and strengthening communities throughout the state. Adams donates \$500,000 to start the foundation.

September 5 – Cornerback Darryll Lewis, the team leader in interceptions in each of the past five seasons, is released.

September 12 – Al Del Greco kicks a 33-yard field goal to lift the Titans to a 36-35 win over Cincinnati in the first regular season game and victory at Adelphia Coliseum. The win, in front of 65,272 fans, is the team's first as the Titans, and quarterback Steve McNair passes for a career-high 341 yards in the victory.

September 26 – The team wins its first road contest as the Titans, a 20-19 victory at Jacksonville sealed by a Samari Rolle interception in the end zone with under a minute remaining.

October 31 - Steve McNair returns after missing five games because of a back injury to lead the Titans to defeat the previously-unbeaten St. Louis Rams, 24-21 at Adelphia Coliseum. McNair is named Miller Lite NFL Player of the Week for his performance in the victory.

December 19 - Tennessee clinches the franchise's first playoff berth since 1993 with a 30-17 win over Atlanta at Adelphia Coliseum.

December 22 - G Bruce Matthews, RB Eddie George, DE Jevon Kearse and TE Frank Wycheck are named to the AFC team for the Pro Bowl. Matthews extends his franchise records for consecutive and overall selections (12), and Kearse becomes the first rookie defensive end selected to the Pro Bowl in AFC history and the first in the NFL since 1978.

December 26 - Tennessee defeats Jacksonville for the fourth consecutive time, a 41-14 victory in which Steve McNair throws five touchdown passes. McNair earns his first AFC Offensive Player of the Week and his second Miller Lite NFL Player of the Week honor this season for his efforts. The win completes the first unbeaten home regular season in club history.

2000

January 8 - In a play known as the "Music City Miracle," Kevin Dyson returns a Frank Wycheck lateral on a kickoff return 75 yards for a touchdown, lifting the Titans to a 22-16 victory in the AFC Wild Card playoff game over the Buffalo Bills. The improbable play gives the franchise its first playoff win in Tennessee in addition to its first since 1993.

January 16 - Eddie George rushes for 162 yards, including a 68-yard touchdown run, as the Titans defeat the Indianapolis Colts, 19-16, in an AFC Divisional Playoff game at the RCA Dome.

January 23 - The Titans beat Jacksonville for the third time this season and the fifth consecutive, using 23 second-half points en route to a 33-14 win at Alltel Stadium in Jacksonville. The win sends Tennessee to the first Super Bowl in franchise history and its first AFC/AFL Championship since 1961. Steve McNair runs for two touchdowns and Derrick Mason returns a kickoff 80 yards in the win.

January 30 - The Titans fall short in their quest to win their first Super Bowl championship in their first appearance, as Kevin Dyson is stopped one-yard short of the end zone on the final play of the game in a 23-16 St. Louis Rams victory.



Running back Eddie George shoots a feature segment for "Under the Helmet," a new television show geared around NFL players that premiered on FOX last season.

HOME AND AWAY RECORDS

HOME RECORD

| <u>Year</u> | <u>W</u> | <u>L</u> | <u>T</u> | <u>Pct.</u> |
|-------------|----------|----------|----------|-------------|
| 1960 | 6 | 1 | 0 | .857 |
| 1961 | 6 | 1 | 0 | .857 |
| 1962 | 6 | 1 | 0 | .857 |
| 1963 | 4 | 3 | 0 | .571 |
| 1964 | 3 | 4 | 0 | .429 |
| 1965 | 3 | 4 | 0 | .429 |
| 1966 | 3 | 4 | 0 | .429 |
| 1967 | 5 | 2 | 0 | .714 |
| 1968 | 3 | 4 | 0 | .429 |
| 1969 | 4 | 2 | 1 | .643 |
| 1970 | 1 | 6 | 0 | .143 |
| 1971 | 3 | 3 | 1 | .500 |
| 1972 | 1 | 6 | 0 | .143 |
| 1973 | 0 | 7 | 0 | .000 |
| 1974 | 3 | 4 | 0 | .429 |
| 1975 | 5 | 2 | 0 | .714 |
| 1976 | 3 | 4 | 0 | .429 |
| 1977 | 5 | 2 | 0 | .714 |
| 1978 | 5 | 3 | 0 | .625 |
| 1979 | 6 | 2 | 0 | .750 |
| 1980 | 6 | 2 | 0 | .750 |
| 1981 | 5 | 3 | 0 | .625 |
| 1982 | 1 | 4 | 0 | .200 |
| 1983 | 2 | 6 | 0 | .250 |
| 1984 | 2 | 6 | 0 | .250 |
| 1985 | 4 | 4 | 0 | .500 |
| 1986 | 4 | 4 | 0 | .500 |
| 1987 | 5 | 2 | 0 | .714 |
| 1988 | 7 | 1 | 0 | .875 |
| 1989 | 6 | 2 | 0 | .750 |
| 1990 | 6 | 2 | 0 | .750 |
| 1991 | 7 | 1 | 0 | .875 |
| 1992 | 5 | 3 | 0 | .625 |
| 1993 | 7 | 1 | 0 | .875 |
| 1994 | 2 | 6 | 0 | .250 |
| 1995 | 3 | 5 | 0 | .375 |
| 1996 | 2 | 6 | 0 | .250 |
| 1997 | 6 | 2 | 0 | .750 |
| 1998 | 3 | 5 | 0 | .375 |
| 1999 | 8 | 0 | 0 | 1.000 |

ROAD RECORD

| <u>Year</u> | <u>W</u> | <u>L</u> | <u>T</u> | <u>Pct.</u> |
|-------------|----------|----------|----------|-------------|
| 1960 | 4 | 3 | 0 | .571 |
| 1961 | 4 | 2 | 1 | .643 |
| 1962 | 5 | 2 | 0 | .714 |
| 1963 | 2 | 5 | 0 | .286 |
| 1964 | 1 | 6 | 0 | .143 |
| 1965 | 1 | 6 | 0 | .143 |
| 1966 | 0 | 7 | 0 | .000 |
| 1967 | 4 | 2 | 1 | .643 |
| 1968 | 4 | 3 | 0 | .571 |
| 1969 | 2 | 4 | 1 | .357 |
| 1970 | 2 | 4 | 1 | .357 |
| 1971 | 1 | 6 | 0 | .143 |
| 1972 | 0 | 7 | 0 | .000 |
| 1973 | 1 | 6 | 0 | .143 |
| 1974 | 4 | 3 | 0 | .571 |
| 1975 | 5 | 2 | 0 | .714 |
| 1976 | 2 | 5 | 0 | .286 |
| 1977 | 3 | 4 | 0 | .429 |
| 1978 | 5 | 3 | 0 | .625 |
| 1979 | 5 | 3 | 0 | .625 |
| 1980 | 5 | 3 | 0 | .625 |
| 1981 | 2 | 6 | 0 | .250 |
| 1982 | 0 | 4 | 0 | .000 |
| 1983 | 0 | 8 | 0 | .000 |
| 1984 | 1 | 7 | 0 | .125 |
| 1985 | 1 | 7 | 0 | .125 |
| 1986 | 1 | 7 | 0 | .125 |
| 1987 | 4 | 4 | 0 | .500 |
| 1988 | 3 | 5 | 0 | .375 |
| 1989 | 3 | 5 | 0 | .375 |
| 1990 | 3 | 5 | 0 | .375 |
| 1991 | 4 | 4 | 0 | .500 |
| 1992 | 5 | 3 | 0 | .625 |
| 1993 | 5 | 3 | 0 | .625 |
| 1994 | 0 | 8 | 0 | .000 |
| 1995 | 4 | 4 | 0 | .500 |
| 1996 | 6 | 2 | 0 | .750 |
| 1997 | 2 | 6 | 0 | .250 |
| 1998 | 5 | 3 | 0 | .625 |
| 1999 | 5 | 3 | 0 | .625 |

40-YEAR TOTALS

(Regular Season Only)

| | <u>W</u> | <u>L</u> | <u>T</u> | <u>Pct.</u> |
|--------------------|----------|----------|----------|-------------|
| Home Games: | 166 | 130 | 2 | .560 |
| Road Games: | 114 | 180 | 4 | .389 |
| Totals: | 280 | 310 | 6 | .475 |

MONTH-BY-MONTH REGULAR SEASON RECORDS

| YEAR | AUG. | SEPT. | OCT. | NOV. | DEC. | JAN. | RECORD |
|---------------|------------|--------------|----------------|----------------|--------------|------------|----------------|
| 1960 | 0-0 | 2-1 | 3-1 | 3-1 | 2-1 | 0-0 | 10-4 |
| 1961 | 0-0 | 1-1 | 2-2-1 | 4-0 | 3-0 | 0-0 | 10-3-1 |
| 1962 | 0-0 | 2-1 | 2-2 | 4-0 | 3-0 | 0-0 | 11-3 |
| 1963 | 0-0 | 2-2 | 3-1 | 1-2 | 0-3 | 0-0 | 6-8 |
| 1964 | 0-0 | 2-1 | 0-4 | 0-5 | 2-0 | 0-0 | 4-10 |
| 1965 | 0-0 | 2-1 | 2-2 | 0-4 | 0-3 | 0-0 | 4-10 |
| 1966 | 0-0 | 2-2 | 1-3 | 0-3 | 0-3 | 0-0 | 3-11 |
| 1967 | 0-0 | 1-2 | 3-0-1 | 2-1 | 3-1 | 0-0 | 9-4-1 |
| 1968 | 0-0 | 1-3 | 2-2 | 2-2 | 2-0 | 0-0 | 7-7 |
| 1969 | 0-0 | 2-1 | 2-2 | 1-2-2 | 1-1 | 0-0 | 6-6-2 |
| 1970 | 0-0 | 1-1 | 1-2-1 | 1-4 | 0-3 | 0-0 | 3-10-1 |
| 1971 | 0-0 | 0-2 | 1-3-1 | 0-4 | 3-0 | 0-0 | 4-9-1 |
| 1972 | 0-0 | 0-2 | 1-4 | 0-4 | 0-3 | 0-0 | 1-13 |
| 1973 | 0-0 | 0-3 | 0-4 | 1-3 | 0-3 | 0-0 | 1-13 |
| 1974 | 0-0 | 1-2 | 1-3 | 3-1 | 2-1 | 0-0 | 7-7 |
| 1975 | 0-0 | 2-0 | 3-1 | 2-3 | 3-0 | 0-0 | 10-4 |
| 1976 | 0-0 | 2-1 | 2-2 | 1-4 | 0-2 | 0-0 | 5-9 |
| 1977 | 0-0 | 2-0 | 1-4 | 3-1 | 2-1 | 0-0 | 8-6 |
| 1978 | 0-0 | 2-2 | 3-2 | 4-0 | 1-2 | 0-0 | 10-6 |
| 1979 | 0-0 | 4-1 | 2-2 | 4-0 | 1-2 | 0-0 | 11-5 |
| 1980 | 0-0 | 3-1 | 2-2 | 3-2 | 3-0 | 0-0 | 11-5 |
| 1981 | 0-0 | 2-2 | 2-2 | 1-4 | 2-1 | 0-0 | 7-9 |
| 1982 | 0-0 | 1-1 | 0-0 | 0-2 | 0-4 | 0-1 | 1-8 |
| 1983 | 0-0 | 0-4 | 0-5 | 1-3 | 1-2 | 0-0 | 2-14 |
| 1984 | 0-0 | 0-5 | 0-4 | 2-2 | 1-2 | 0-0 | 3-13 |
| 1985 | 0-0 | 1-3 | 2-2 | 2-2 | 0-4 | 0-0 | 5-11 |
| 1986 | 0-0 | 1-3 | 0-4 | 2-3 | 2-1 | 0-0 | 5-11 |
| 1987 | 0-0 | 1-1 | 3-1 | 2-3 | 3-1 | 0-0 | 9-6 |
| 1988 | 0-0 | 3-1 | 3-2 | 3-1 | 1-2 | 0-0 | 10-6 |
| 1989 | 0-0 | 1-2 | 3-2 | 3-1 | 2-2 | 0-0 | 9-7 |
| 1990 | 0-0 | 2-2 | 2-2 | 2-1 | 3-2 | 0-0 | 9-7 |
| 1991 | 0-0 | 3-1 | 4-0 | 2-2 | 2-2 | 0-0 | 11-5 |
| 1992 | 0-0 | 3-1 | 2-1 | 2-3 | 3-1 | 0-0 | 10-6 |
| 1993 | 0-0 | 1-3 | 2-1 | 4-0 | 4-0 | 1-0 | 12-4 |
| 1994 | 0-0 | 1-3 | 0-4 | 0-4 | 1-3 | 0-0 | 2-14 |
| 1995 | 0-0 | 2-2 | 1-3 | 2-2 | 2-2 | 0-0 | 7-9 |
| 1996 | 0-0 | 2-2 | 3-1 | 1-3 | 2-2 | 0-0 | 8-8 |
| 1997 | 1-0 | 0-3 | 3-1 | 3-2 | 1-2 | 0-0 | 8-8 |
| 1998 | 0-0 | 1-3 | 2-1 | 3-2 | 2-2 | 0-0 | 8-8 |
| 1999 | 0-0 | 3-0 | 3-1 | 3-1 | 3-1 | 1-0 | 13-3 |
| TOTALS | 1-0 | 62-72 | 72-85-4 | 77-87-2 | 66-65 | 2-1 | 280-310 |

HOTTEST/COLDEST GAMES

Five Warmest Games

| DATE | OPPONENT | SCORE | WEATHER |
|---------|-----------------|-----------|--------------------|
| 9/11/83 | at L.A. Raiders | 6-20 (L) | 96°, clear |
| 9/9/90 | at Atlanta | 27-47 (L) | 94°, partly cloudy |
| 10/7/62 | BUFFALO | 17-14 (W) | 93°, showers |
| 9/14/65 | N.Y. JETS | 27-21 (W) | 93°, sunny |
| 10/6/63 | at Kansas City | 7-28 (L) | 92°, sunny |

Five Coldest Games

| DATE | OPPONENT | SCORE | WEATHER |
|----------|---------------|-----------|--------------------|
| 12/11/77 | at Cleveland | 19-15 (W) | 7°, clear |
| 12/17/89 | at Cincinnati | 7-61 (L) | 7°, overcast |
| 12/14/80 | at Green Bay | 22-3 (W) | 20°, clear |
| *1/6/80 | at Pittsburgh | 13-27 (L) | 22°, partly cloudy |
| 12/15/85 | at Cleveland | 21-28 (L) | 22°, overcast |
| 12/18/88 | at Cleveland | 23-28 (L) | 22°, overcast |

* Playoff game

OVERTIME RESULTS

***December 23, 1962 - Dallas 20, at Houston 17:** Texans win the toss but elect to kick. Each team gets three cracks at winning the game in the first overtime before K Tommy Brooker's championship-winning 25-yard field goal at 12:06 of the second OT.

October 30, 1977 - at Cincinnati 13, Houston 10: Bengals win the toss. QB Ken Anderson's 17-yard completion to WR Billy Brooks is the long play prior to K Chris Bahr's winning 22-yard field goal at 5:51 of OT.

September 23, 1979 - Houston 30, at Cincinnati 27: Oilers win the toss. On opening series, Bengals force Cliff Parsley punt. Cincinnati drives to Oilers' 14-yard line, but K Chris Bahr misses a 32-yard field goal attempt. Houston again has to punt on its ensuing series. The Oiler defense then forces a punt by the Bengals' Pat McNally. Houston takes over on the Cincinnati 42. RB Earl Campbell's 15-yard run is the long play prior to K Toni Fritsch's winning 29-yard field goal at 14:28 of OT.

October 28, 1979 - at Houston 27, N.Y. Jets 24: Oilers win the toss. QB Dan Pastorini's 22-yard completion to FB Rob Carpenter is the long play as Oilers drive 58 yards. K Toni Fritsch kicks the winning 35-yard field goal at 5:10 of OT.

November 23, 1980 - at N.Y. Jets 31, Houston 28: Jets win the toss. A personal foul on Houston's Guido Merkens on the kickoff gives New York possession at the Jets' 40-yard line. QB Richard Todd's 17-yard screen pass to RB Bobby Harper is the long play prior to K Pat Leahy's winning 38-yard field goal at 3:58 of OT.

September 4, 1983 - Green Bay 41, at Houston 38: Packers win the toss. RB Eddie Lee Ivory's 12-yard run is the long play as Packers drive 59 yards. K Jan Stenerud kicks the winning 42-yard field goal at 5:55 of OT.

October 23, 1983 - Kansas City 13, at Houston 10: Chiefs win the toss. QB Bill Kenney's 20-yard completion to WR Stephone Paige is the long play as Chiefs drive 60 yards. K Nick Lowery kicks the winning 41-yard field goal at 7:41 of OT.

October 30, 1983 - at Cleveland 25, Houston 19: Oilers win the toss. Browns' defense forces a John James punt. Houston defense does the same to Cleveland as Jeff Gossett punts on ensuing series. Oiler QB Gifford Nielsen's pass is intercepted by Cleveland S Mike Whitwell and returned 15 yards to the Houston 20-yard line. On the next play, RB Boyce Green scores a touchdown on a 20-yard run at 6:34 of OT.

December 2, 1984 - at Houston 23, Pittsburgh 20: Oilers win the toss. QB Warren Moon's 19-yard completion to WR Steve Bryant is the long play as Oilers drive 63 yards. K Joe Cooper kicks the winning 30-yard field goal at 5:53 of OT.

September 28, 1986 - Pittsburgh 22, at Houston 16: Oilers win the toss. Steelers' defense forces a Lee Johnson punt that is returned 41 yards to the Oilers' 15-yard line by Pittsburgh's Rick Woods. Two plays later, RB Walter Abercrombie runs three yards for winning touchdown at 2:35 of OT.

November 30, 1986 - at Cleveland 13, Houston 10: Oilers win the toss but elect to kickoff (18-25 MPH winds). Oilers' defense forces a Jeff Gossett punt. QB Oliver Luck, replacing an injured Warren Moon, leads the Oilers to the Cleveland 31-yard line, but then is intercepted by CB Frank Minnifield at the Browns' 21. Again Houston's defense puts the Browns in a punting situation. Once again, Minnifield picks off a Luck pass, returning it to the Oilers' 37. FB Kevin Mack's seven-yard run and QB Bernie Kosar's seven-yard pass to WR Brian Brennan are the long plays prior to K Mark Moseley's winning 29-yard field goal at 14:44 of OT.

****January 3, 1988 - at Houston 23, Seattle 20:** Seahawks win the toss. Oilers' defense forces a Ruben Rodriguez punt. QB Warren Moon's 15-yard pass to WR Drew Hill is the long play as the Oilers drive 61 yards. K Tony Zendejas kicks the winning 42-yard field goal at 8:05 of OT.

September 4, 1988 - Houston 17, at Indianapolis 14: Colts win the toss. On the opening series, QB Gary Hogeboom completes a screen pass to RB Eric Dickerson, but Oiler LB John Grimsley forces a fumble which is recovered by LB Robert Lyles on the Colts' 42-yard line. QB Cody Carlson, subbing for injured Warren Moon, completes a 21-yard pass to WR Ernest Givins for the long play prior to K Tony Zendejas' 35-yard field goal at 3:51 of OT.

September 24, 1989 - Buffalo 47, at Houston 41: Oilers win the toss. Houston takes over on its own 19-yard line and advances to the Buffalo 20 thanks to QB Warren Moon's 32-yard completion to FB Alonzo Highsmith, plus a 17-yard run by Moon and an 11-yarder by Highsmith. K Tony Zendejas attempts a 37-yard field goal, but it is wide left. The Bills assume possession on their own 20 and move 80 yards in seven plays. A 21-yard QB Jim Kelly-to-TE Pete Metzelaars pass precedes the game-winning 28-yard TD catch by WR Andre Reed at 8:42 of OT.

****December 31, 1989 - Pittsburgh 26, at Houston 23:** Steelers win the toss. Oilers' defense forces a Harry Newsome punt as Houston takes over on its own 45-yard line. Oiler RB Lorenzo White fumbles on the first play as CB Rod Woodson recovers for the Steelers on the Houston 46. RB Merrill Hoge's 11-yard run helps Pittsburgh advance to the Oiler 33 before Gary Anderson kicks a 50-yard field goal (his 4th of the game) to win the game at 3:26 of OT.

December 2, 1990 - at Seattle 13, Houston 10: Seahawks win the toss. Oilers' defense forces a Rick Donnelly punt as Houston takes over on its own 23-yard line. Oiler WR Bernard Ford fumbles on the first play as LB David Wyman recovers for the Seahawks on the Houston 27. Seattle FB John L. Williams rushes twice for a total of three yards before Norm Johnson kicks a 42-yard field goal to win the game at 4:25 of OT.

November 3, 1991 - at Washington 16, Houston 13: Redskins win the toss. Oilers' defense forces a Kelly Goodburn punt as Houston takes over on its own 31-yard line. Oiler QB Warren Moon is intercepted on the second play by CB Darrell Green with Washington taking over on Houston's 33. RB Earnest Byner carries three times for a total of nine yards before Chip Lohmiller kicks a 41-yard field goal to win the game at 4:01 of OT.

November 10, 1991 - at Houston 26, Dallas 23: Oilers win the toss. Cowboys' defense forces a Greg Montgomery punt as Dallas takes over on its own 24-yard line. The Cowboys move to the Oiler 24-yard line where they have a first down following a Houston holding penalty. Dallas RB Emmitt Smith gains seven yards but fumbles after a hit by LB Lamar Lathon, with Oiler S Bo Orlando recovering at the Houston 15. The Oilers then embark on an 11-play, 80-yard drive in which QB Warren Moon completes all seven of his passes for 70 yards. On second down, K Al Del Greco kicks a 23-yard field goal at 14:31 of OT.

September 20, 1992 - at Houston 23, Kansas City 20: Chiefs win the toss. On the third play of OT, Kansas City WR J.J. Birden fumbles after a hit by Houston CB Cris Dishman with DT Doug Smith recovering the ball at the Chief's 23-yard line. Oiler RB Lorenzo White runs once for two yards before K Al Del Greco boots the game-winning 39-yard field goal at 1:55 of OT.

****January 3, 1993 - at Buffalo 41, Houston 38:** Oilers win the toss. On third-and-three from Houston's 27-yard line, QB Warren Moon is intercepted by Buffalo CB Nate Odomes, who returns the ball to the Oiler 35. On the return, Houston WR Haywood Jeffires is penalized for a face mask infraction, which moves the ball to the Oilers' 20. After a pair of Kenneth Davis runs net six yards, K Steve Christie kicks a 32-yard field goal to win the game at 3:06 of OT.

November 6, 1994 - Pittsburgh 12, at Houston 9: Steelers win the toss. Both teams exchange five punts before the Oilers gain possession on their 12-yard line with 4:30 left in the extra period. On the first play from scrimmage, RB Gary Brown scoots up the middle for 8 yards before being hit by CB Rod Woodson. He fumbles and the Steelers take over at the Oilers 22-yard line. Two plays later, K Gary Anderson hits from 40 yards out for the winning score at 3:36 of OT.

October 8, 1995 - at Minnesota 23, Houston 17: Vikings win the toss. The Vikings move the ball to their 38-yard line but are forced to punt. Minnesota P Mike Saxon then pins the Oilers in at their 8-yard line with a 54-yard boot. On his third carry of overtime, RB Rodney Thomas scampers 27 yards to give the Oilers a first down at their 35. QB Will Furrer, who replaced Chris Chandler after he injured his shoulder while being sacked on the Oilers' last offensive series in the fourth quarter, is intercepted on his second pass attempt by CB Dewayne Washington (25-yard return). RB Robert Smith takes his third consecutive carry of OT 20 yards for the winning score with 7:10 gone in the extra stanza.

October 6, 1996 - Houston 30, at Cincinnati 27: Bengals win the toss. The Bengals go three-and-out and are forced to punt, giving the Oilers the ball inside their own 20-yard line. On second down at the Oilers' 16-yard line, QB Chris Chandler connects with WR Willie Davis on a 37-yard pass to move into Cincinnati territory. Six plays later, K Al Del Greco hits from 49 yards out for the winning score at 4:22 of OT.

August 31, 1997 - at Tennessee 24, Oakland 21: Oilers win the toss. Oilers go three-and-out and are forced to punt, giving the Raiders the ball at their own 33-yard line. The Raiders also go three-and-out and punt the ball to the Oilers. Tennessee takes over the ball at its own 35-yard line. On second-and-eight, QB Steve McNair connects with Frank Wycheck for 21 yards to the Raiders 42-yard line. Again on second down, McNair finds Wycheck, this time for 10 yards to the Raiders 32-yard line. On the next play, McNair scrambles for an 11-yard gain. RB Eddie George gains six yards before Al Del Greco hits the game-winner from 33 yards away with 8:03 left on the clock in overtime. The win is the Oilers first since relocating to Tennessee from Houston.

September 7, 1997 - at Miami 16, Tennessee 13: Dolphins win the toss. The Oilers kick to Dolphin return man Irving Spikes, who returns the kickoff 48 yards to the Oilers 45-yard line. On second down, Dan Marino hits RB Bernie Parmalee for a 16-yard gain. Again on second down, Marino connects with Fred Barnett for a 9-yard gain. On the play, Oiler DB Tomur Barnes was flagged for an unnecessary roughness penalty which moved the ball to the Oilers 11-yard line. On the next play, Olindo Mare connected home a 29-yard field goal with 12:45 remaining in overtime.



*** AFL Championship Game**

**** Wild Card Playoff Game**

TOTALS—Won/Loss Record: 9-16 (6-7 home, 3-9 road)
Coin Toss Record: 10-15 (6-7 home, 4-8 road)

Music City Miracle!

Dyson's return advances Titans in playoffs



Any hopes of the Titans winning their first playoff game in Tennessee seemed to disappear when Buffalo's Steve Christie connected on a 41-yard field goal with 16 seconds remaining to give the Bills a 16-15 lead in the Jan. 8, 2000 Wild Card playoff game at Adelphia Coliseum.

What transpired on the ensuing kickoff, however, stands as one of the greatest plays in NFL history.

Titans fullback Lorenzo Neal fielded Christie's high, short kickoff and immediately handed the ball to tight end Frank Wycheck. Wycheck started to run right, then stopped and fired a pass across the 25-yard line to wide receiver Kevin Dyson, who bolted 75 yards untouched down the left sideline and into the end zone for the game-winning score with three seconds remaining.

The Titans weren't out of the woods just yet, however. The NFL replay official called for a review to see if Wycheck had thrown a forward pass. After viewing the play from all angles, the play stood and euphoria filled the air at sold-out Adelphia Coliseum.

TITANS WON-LOSS RECORD

TITANS WON-LOSS RECORD (Regular Season)

vs. AFC Teams — 232-248-5

Home: 142-101-1; Away: 91-147-4

vs. AFC Central Teams — 90-101-1

Home: 50-46-1; Away: 40-55

vs. AFC East Teams — 74-65-2

Home: 43-23; Away: 31-42-2

vs. AFC West Teams — 69-82-2

Home: 49-32; Away: 20-50-2

vs. NFC Teams — 47-62-1

Home: 25-30-1; Away: 22-32

vs. NFC Central Teams — 19-17

Home: 11-8; Away: 8-9

vs. NFC East Teams — 12-23

Home: 6-11; Away: 6-12

vs. NFC West Teams — 17-22-1

Home: 8-11-1; Away: 8-11

Monday Night Football — 11-11

Home: 8-6; Away: 3-5

Week After MNF — 7-15

Home: 5-5; Away: 2-10

Sunday Night Football — 9-6 (ESPN 7-4; TNT 2-2)

Home: 7-2; Away: 2-4

Thursday Night Football — 3-2 (ABC 2-0; ESPN 1-1; TNT 0-1)

Home: 3-1; Away: 0-1

Saturday Night Football — 0-1 (ESPN 0-1)

Home: 0-1; Away 0-0

Overtime — 9-16

Home: 6-7; Away 3-9

Season Openers — 21-19

Home: 11-7; Away: 10-12

Domes — 123-118-2

Astrodome (Houston): 113-103-2

Georgia Dome (Atlanta): 1-0

Kingdome (Seattle): 1-6

Metrodome (Minneapolis): 1-3

RCA Dome (Indianapolis): 2-3

Silverdome (Detroit): 1-1

Superdome (New Orleans): 4-2



SIDELINES

1999 ATTENDANCE

PRESEASON

Home

| | |
|-----------------|----------------|
| Atlanta Falcons | 65,729 |
| New Orleans | 63,634 |
| Totals: | 129,363 |

Home

| | |
|-------------------------------|----------------|
| Cincinnati Bengals | 65,272 |
| Cleveland Browns | 65,904 |
| Baltimore Ravens | 65,486 |
| St. Louis Rams | 66,415 |
| Pittsburgh Steelers | 66,619 |
| Oakland Raiders | 66,357 |
| Atlanta Falcons | 66,196 |
| Jacksonville Jaguars | 66,641 |
| Regular Season Totals: | 528,890 |

| | |
|------------------------------------|--------|
| <i>Buffalo Bills (Wild Card)</i> | 66,782 |
| <i>*St. Louis (@ Georgia Dome)</i> | 72,625 |

Total Attendance (24 games) – 1,533,615

Regular Season Total (16 games) – 1,017,727

Adelphia Coliseum Game Total (8 games) – 528,890

Away

| | |
|----------------|----------------|
| @ Kansas City | 75,172 |
| @ Arizona | 39,641 |
| Totals: | 114,813 |

Away

| | |
|------------------------|----------------|
| @ Jacksonville Jaguars | 61,502 |
| @ San Francisco 49ers | 67,447 |
| @ New Orleans Saints | 51,875 |
| @ Miami Dolphins | 74,109 |
| @ Cincinnati Bengals | 46,017 |
| @ Cleveland Browns | 72,008 |
| @ Baltimore Ravens | 67,854 |
| @ Pittsburgh Steelers | 48,025 |
| Totals: | 488,837 |

| | |
|------------------------|--------|
| @ Indianapolis Colts | 57,097 |
| @ Jacksonville Jaguars | 75,208 |

Average – 63,901

Average – 63,608

Average – 66,111

ATTENDANCE RECORDS

Regular Season

1,017,727 (1999 – 16 games)

Home Season

528,890 (1999 – 8 games)

482,726 (1991 – 8 games)

479,428 (1992 – 8 games)

Regular Season Game

66,641 (vs. Jacksonville, 1999)

Away League Game

81,047 (at Clev, 1980)

Postseason Game

80,023 (at Buff, 1989)

Largest Adelphia Coliseum Attendance

66,782 (vs. Buffalo, 1999)*

66,641 (vs. Jacksonville, 1999)

66,619 (vs. Pittsburgh, 1999)

Largest Vanderbilt Stadium Attendance

41,121 (vs. Minnesota, 1998)

Largest Liberty Bowl Att. (Memphis)

50,677 (vs. Pittsburgh, 1997)

Largest Astrodome Att. (Houston)

64,934 (vs. Pittsburgh, 1992)

64,184 (vs. Kansas City, 1994)**

Largest Rice Stadium Att. (Houston)

52,580 (vs. N.Y. Jets, 1965)

36,375 (vs. Oakland, 1967)

Largest Jeppesen Stadium Att. (Houston)

37,981 (vs. Dallas Texans, 1962)***

37,854 (vs. San Diego, 1961)

*AFC Wild Card Game

**AFC Divisional Playoff

***AFL Championship Game

TITANS ALL-TIME ATTENDANCE

| <u>Yearly Totals</u> | | | | <u>Home Totals</u> | | | | <u>Away Totals</u> | | | |
|----------------------|-------------------|------------|---------------|--------------------|-------------------|------------|---------------|--------------------|-------------------|------------|---------------|
| Yr. | Att | Games | Avg. | Yr. | Att | Games | Avg. | Yr. | Att | Games | Avg. |
| 1960 | 272,940 | 14 | 19,496 | 1960 | 140,136 | 7 | 20,019 | 1960 | 132,804 | 7 | 18,972 |
| 1961 | 316,379 | 14 | 22,599 | 1961 | 195,024 | 7 | 27,861 | 1961 | 121,355 | 7 | 17,336 |
| 1962 | 295,108 | 14 | 21,079 | 1962 | 200,285 | 7 | 28,612 | 1962 | 94,823 | 7 | 13,546 |
| 1963 | 337,235 | 14 | 24,088 | 1963 | 163,372 | 7 | 23,339 | 1963 | 173,863 | 7 | 24,838 |
| 1964 | 327,284 | 14 | 23,377 | 1964 | 141,777 | 7 | 20,254 | 1964 | 185,507 | 7 | 26,501 |
| 1965 | 450,249 | 14 | 32,161 | 1965 | 240,857 | 7 | 34,408 | 1965 | 209,392 | 7 | 29,913 |
| 1966 | 411,555 | 14 | 29,397 | 1966 | 177,896 | 7 | 25,414 | 1966 | 233,659 | 7 | 33,380 |
| 1967 | 447,385 | 14 | 31,956 | 1967 | 185,129 | 7 | 26,447 | 1967 | 262,256 | 7 | 37,465 |
| 1968 | 569,255 | 14 | 40,661 | 1968 | 283,383 | 7 | 40,483 | 1968 | 285,872 | 7 | 40,839 |
| 1969 | 599,862 | 14 | 42,847 | 1969 | 309,420 | 7 | 44,203 | 1969 | 290,442 | 7 | 41,492 |
| 1970 | 659,432 | 14 | 47,102 | 1970 | 294,425 | 7 | 42,061 | 1970 | 365,007 | 7 | 52,144 |
| 1971 | 658,611 | 14 | 47,044 | 1971 | 289,954 | 7 | 41,422 | 1971 | 368,657 | 7 | 52,665 |
| 1972 | 684,790 | 14 | 48,914 | 1972 | 285,851 | 7 | 40,836 | 1972 | 398,939 | 7 | 56,991 |
| 1973 | 593,244 | 14 | 42,375 | 1973 | 219,386 | 7 | 31,341 | 1973 | 373,858 | 7 | 53,408 |
| 1974 | 614,609 | 14 | 43,901 | 1974 | 237,403 | 7 | 33,915 | 1974 | 377,206 | 7 | 53,887 |
| 1975 | 718,775 | 14 | 51,341 | 1975 | 336,458 | 7 | 48,065 | 1975 | 382,317 | 7 | 54,617 |
| 1976 | 713,217 | 14 | 50,944 | 1976 | 331,895 | 7 | 47,414 | 1976 | 381,322 | 7 | 54,475 |
| 1977 | 721,334 | 14 | 51,524 | 1977 | 345,820 | 7 | 49,403 | 1977 | 375,514 | 7 | 53,645 |
| 1978 | 872,727 | 16 | 54,545 | 1978 | 411,652 | 8 | 51,457 | 1978 | 461,075 | 8 | 57,634 |
| 1979 | 855,514 | 16 | 53,470 | 1979 | 396,580 | 8 | 49,573 | 1979 | 458,934 | 8 | 57,367 |
| 1980 | 898,625 | 16 | 56,164 | 1980 | 398,699 | 8 | 49,837 | 1980 | 499,926 | 8 | 62,491 |
| 1981 | 845,112 | 16 | 52,280 | 1981 | 355,259 | 8 | 44,407 | 1981 | 489,853 | 8 | 61,232 |
| 1982 | 402,513 | 9 | 44,724 | 1982 | 200,340 | 5 | 40,068 | 1982 | 202,173 | 4 | 50,543 |
| 1983 | 707,215 | 16 | 44,201 | 1983 | 321,440 | 8 | 40,180 | 1983 | 385,775 | 8 | 48,222 |
| 1984 | 707,644 | 16 | 44,228 | 1984 | 323,533 | 8 | 40,442 | 1984 | 384,111 | 8 | 48,014 |
| 1985 | 734,041 | 16 | 45,878 | 1985 | 329,445 | 8 | 41,181 | 1985 | 404,596 | 8 | 50,575 |
| 1986 | 693,294 | 16 | 43,331 | 1986 | 303,786 | 8 | 37,973 | 1986 | 389,508 | 8 | 48,689 |
| 1987 | 685,703 | 15 | 45,714 | 1987 | 259,875 | 7 | 37,125 | 1987 | 425,828 | 8 | 53,229 |
| 1988 | 845,396 | 16 | 52,838 | 1988 | 365,981 | 8 | 45,748 | 1988 | 479,415 | 8 | 59,927 |
| 1989 | 889,424 | 16 | 55,589 | 1989 | 451,027 | 8 | 56,378 | 1989 | 438,397 | 8 | 54,800 |
| 1990 | 917,819 | 16 | 57,364 | 1990 | 449,275 | 8 | 56,159 | 1990 | 468,544 | 8 | 58,568 |
| 1991 | 921,346 | 16 | 57,584 | 1991 | 482,726 | 8 | 60,341 | 1991 | 438,620 | 8 | 54,828 |
| 1992 | 965,366 | 16 | 60,335 | 1992 | 479,428 | 8 | 59,928 | 1992 | 485,938 | 8 | 60,743 |
| 1993 | 944,071 | 16 | 59,004 | 1993 | 452,522 | 8 | 56,565 | 1993 | 491,549 | 8 | 61,444 |
| 1994 | 822,738 | 16 | 51,421 | 1994 | 353,514 | 8 | 44,189 | 1994 | 469,224 | 8 | 58,653 |
| 1995 | 764,253 | 16 | 47,766 | 1995 | 288,860 | 8 | 36,108 | 1995 | 475,393 | 8 | 59,424 |
| 1996 | 604,633 | 16 | 37,790 | 1996 | 254,600 | 8 | 31,825 | 1996 | 350,033 | 8 | 43,754 |
| 1997 | 683,765 | 16 | 42,735 | 1997 | 224,757 | 8 | 28,095 | 1997 | 459,008 | 8 | 57,376 |
| 1998 | 791,806 | 16 | 49,487 | 1998 | 299,555 | 8 | 37,444 | 1998 | 492,251 | 8 | 61,531 |
| 1999 | 1,017,727 | 16 | 63,608 | 1999 | 528,890 | 8 | 66,111 | 1999 | 488,837 | 8 | 61,105 |
| Totals | 26,961,996 | 596 | 45,238 | Totals | 12,310,215 | 298 | 41,309 | Totals | 14,651,781 | 298 | 49,167 |

PRIME-TIME RESULTS

| <u>YEAR DATE</u> | <u>OPPONENT</u> | <u>SCORE</u> | <u>ATT</u> |
|----------------------|-----------------------|--------------|------------|
| 1970 Mon., Dec. 7 | CLEVELAND (ABC) | 10-21 | L 50,528 |
| 1972 Mon., Oct. 9 | OAKLAND (ABC) | 0-34 | L 51,378 |
| 1975 Mon., Nov. 24 | PITTSBURGH (ABC) | 9-32 | L 51,851 |
| 1976 Mon., Nov. 1 | at Baltimore (ABC) | 14-38 | L 60,020 |
| 1978 Mon., Oct. 23 | at Pittsburgh (ABC) | 24-17 | W 48,021 |
| 1978 Mon., Nov. 20 | MIAMI (ABC) | 35-30 | W 51,874 |
| 1979 Mon., Nov. 5 | at Miami (ABC) | 9-6 | W 70,273 |
| 1979 Mon., Dec. 10 | PITTSBURGH (ABC) | 20-17 | W 55,293 |
| 1980 Mon., Sept. 15 | at Cleveland (ABC) | 16-7 | W 80,243 |
| 1980 Mon., Nov. 10 | NEW ENGLAND (ABC) | 38-34 | W 51,524 |
| 1980 Thur., Dec. 4 | PITTSBURGH (ABC) | 6-0 | W 53,960 |
| 1981 Mon., Oct. 26 | at Pittsburgh (ABC) | 13-26 | L 52,372 |
| 1981 Thur., Dec. 3 | CLEVELAND (ABC) | 17-13 | W 44,502 |
| 1982 Mon., Dec. 13 | DALLAS (ABC) | 7-37 | L 51,808 |
| 1988 Sun., Oct. 30 | WASHINGTON (ESPN) | 41-17 | W 48,781 |
| 1988 Mon., Nov. 7 | CLEVELAND (ABC) | 24-17 | W 51,467 |
| 1988 Sun., Dec. 4 | PITTSBURGH (ESPN) | 34-37 | L 47,791 |
| 1989 Mon., Nov. 13 | CINCINNATI (ABC) | 26-24 | W 60,694 |
| 1989 Sat., Dec. 23 | CLEVELAND (ESPN) | 20-24 | L 58,852 |
| 1990 Sun., Sept. 16 | at Pittsburgh (TNT) | 9-20 | L 54,814 |
| 1990 Mon., Nov. 26 | BUFFALO (ABC) | 27-24 | W 60,130 |
| 1990 Sun., Dec. 30 | PITTSBURGH (ESPN) | 34-14 | W 56,906 |
| 1991 Sun., Sept. 8 | at Cincinnati (TNT) | 30-7 | W 56,463 |
| 1991 Mon., Sept. 16 | KANSAS CITY (ABC) | 17-7 | W 61,058 |
| 1991 Sun., Nov. 17 | CLEVELAND (ESPN) | 28-24 | W 58,155 |
| 1991 Mon., Dec. 2 | PHILADELPHIA (ABC) | 6-13 | L 62,141 |
| 1992 Mon., Dec. 7 | CHICAGO (ABC) | 24-7 | W 62,193 |
| 1992 Sun., Dec. 13 | GREEN BAY (ESPN) | 14-16 | L 57,285 |
| 1992 Sun., Dec. 27 | BUFFALO (ESPN) | 27-3 | W 61,742 |
| 1993 Sun., Sept. 5 | at New Orleans (TNT) | 21-33 | L 69,029 |
| 1993 Mon., Oct. 11 | at Buffalo (ABC) | 7-35 | L 79,613 |
| 1993 Sun., Nov. 28 | PITTSBURGH | 23-3 | W 61,238 |
| 1994 Sun., Jan. 2 | N.Y. JETS (ESPN) | 24-0 | W 61,040 |
| 1994 Mon., Oct. 3 | at Pittsburgh (ABC) | 14-30 | L 57,274 |
| 1994 Thurs., Oct. 13 | CLEVELAND (TNT) | 8-11 | L 50,364 |
| 1994 Mon., Oct. 24 | at Philadelphia (ABC) | 6-21 | L 65,233 |
| 1994 Mon., Nov. 21 | N.Y. GIANTS (ABC) | 10-13 | L 53,201 |
| 1995 Sun., Nov. 19 | at Kansas City (ESPN) | 13-20 | L 77,576 |
| 1996 Sun., Oct. 6 | at Cincinnati (TNT) | 30-27 | W* 44,680 |
| 1997 Thurs., Dec. 4 | at Cincinnati (ESPN) | 14-41 | L 49,086 |
| 1998 Sun., Nov. 8 | at Tampa Bay (ESPN) | 31-22 | W 65,054 |
| 1999 Sun., Nov. 7 | at Miami (ESPN) | 0-17 | L 74,109 |
| 1999 Thurs., Dec. 9 | OAKLAND (ESPN) | 21-14 | W 66,357 |

* Overtime

| | | |
|----------------|-------|-------------------------------------|
| TOTALS: | 11-11 | Monday Night (8-6 home, 3-5 road) |
| | 3-2 | Thursday Night (3-1 home, 0-1 road) |
| | 0-1 | Saturday Night (0-1 home) |
| | 9-6 | Sunday Night (7-2 home, 2-4 road) |

BAPTIST SPORTS PARK

On May 15, 1998, Titans owner K.S. "Bud" Adams, Jr., selected a 31-acre site at the MetroCenter complex in Nashville as the team's permanent practice location. Since that time, a beautiful multi-million dollar facility has been built by Nashville-based Powell Building Group on the property, located just north of downtown Nashville about five miles from the new stadium.

The team moved into the facility on August 26, 1999, the day after training camp completed and the day before the first preseason game at Adelphia Coliseum. The 80,000-square-foot, state-of-the-art building contains lockers, weight rooms, meeting rooms and offices for coaches, players and administrative staff. The building also features an auditorium with seating for 125 people, as well as other meeting rooms.



Baptist Sports Park contains state-of-the-art facilities for the team's players, coaches and staff.

The longitudinal center of each field is 24 degrees west of north, just like the field at Adelphia, enabling the Titans to practice in the same slanting sunlight they face on Sundays.

The site, selected from more than 60 sites reviewed, was purchased from MetroCenter properties. The new facility occupies a peninsula that joins into the lake across from the Fountain Square commercial development. Among the leading builders in middle Tennessee, Powell was chosen for its state-of-the-art construction planning and building techniques.

PAST TRAINING CAMP LOCATIONS

- 1960 University of Houston, Houston, Texas
- 1961-62 Ellington Air Force Base, Webster, Texas
- 1963 Air Force Academy, Colorado Springs, Colorado
- 1964-66 Oilers Training Facility, Houston, Texas
- 1967-73 Schreiner Institute, Kerrville, Texas
- 1974-76 Sam Houston State University, Huntsville, TX
- 1977 Stephen F. Austin State University, Nacogdoches, Texas
- 1978-87 San Angelo State University, San Angelo, Texas
- 1988-90 Southwest Texas State University, San Marcos, Texas
- 1991-96 Trinity University, San Antonio, Texas
- 1997-98 Tennessee State University, Nashville, Tennessee
- 1999 Baptist Sports Park, Nashville, TN (Bellevue)
- 2000 Baptist Sports Park, Nashville, TN (MetroCenter)



The team's state-of-the-art weight room gives players the NFL's top facility to get in a good workout.

The club's locker room is larger than many locker rooms at NFL stadiums around the league.



Titans players are under excellent care between the club's medical staff and state-of-the-art training room.

ADELPHIA COLISEUM

The Titans play in one of the NFL's premier stadiums in Adelphia Coliseum. The 67,000-seat, open-air, natural-grass Coliseum is located on 105 acres on the east bank of the Cumberland River overlooking downtown Nashville. It was built by HOK Sports Facilities Group of Kansas City, Mo, the same group that designed Jacksonville's Alltel Stadium, Miami's Joe Robbie Stadium, Charlotte's Ericsson Stadium, Baltimore's Camden Yards, and the Nashville Arena. The stadium will also be the home site for the Tennessee State University football squad.

Among the features:

- Open-air, natural grass
- 144 suites
- Club seating with heat & air-conditioning, spacious lounge area, high-quality food and beverage services, sitdown eating areas, closed circuit TV's and sound systems
- 60 concession stands throughout stadium
- Three locker rooms
- Two scoreboards with video screens located on north and south ends of stadium
- 4 suite elevators
- More than 2,000 trees planted within the 105 acres
- 7,500 parking spaces avail-

- able on-site with more than 20,000 existing parking spaces nearby
- Space for 400 wheelchair patrons and associated companion seats
- 80 parking spaces for disabled
- 26 men's restrooms, 40 women's restrooms
- TifSport Bermuda sod, which grew for a year before being laid down in May. Each roll of sod weighed 2,000 pounds and was cut into 108-foot long, 42-inch wide strips that were 1.5 inches thick.
- Sophisticated field irrigation and drainage system
- State-of-the-art press box



Stadium Address/Phone Number

Adelphia Coliseum
One Titans Way
Nashville, TN 37213
615-565-4300

Media Information

- Press Will Call/Entrance – Gate 6
- Taxi Service – 615-256-0101
- Weather Report – 615-737-2255





The Home of the defending AFC Champions....This Is Titans Radio.

Comprised of more than 60 stations across six states, Titans Radio ranks as one of the NFL's largest and most active radio networks. Through the work of Titans Radio partners in communities large and small, the Mid South was galvanized around the Titans' miracle season. From countless interviews with the Titans Radio broadcast team,



Titans Radio Crew: Commentator Pat Ryan (left), play-by-play voice Mike Keith (middle) and game day host Larry Stone (right).

promotion of off-season programs such as the Titans Caravan and ticket sales, to sending listeners and clients to Adelphia Coliseum, Titans Radio partners worked hard to turn Tennessee, Kentucky, Alabama, Mississippi, eastern Arkansas and Southern Illinois into Titans Country!

Titans Radio Game Day Coverage begins two hours before kickoff on flagship station WGFX-FM 104.5 with Eye on Football featuring Larry Stone and former University of Tennessee and Vanderbilt coach Doug Mathews. Stone begins his fourth season as executive producer/gameday host for the network. A broadcaster since the age of 16, Stone has won numerous awards for news and sports coverage, including 23 while producing/hosting University of North Carolina sports.

The full network begins coverage one hour before kickoff with Titans Countdown, a fast-paced hour of interviews, features and special guests. Then, the NFL's best play-by-play team takes to the air as "The Voice of the Titans" Mike Keith and Pat Ryan join Stone and sideline reporter Cody Allison for Titans Football 2000.

Keith begins his second season as the "Voice of the Titans" after more than 10 award-winning years covering University of Tennessee sports for Knoxville's WIVK/WNOX Radio. As the Titans' Director of Broadcasting, Keith spends countless hours speaking to civic groups spreading the Titans excitement.

Ryan spent 12 years as a backup quarterback for the New York Jets. The University of Tennessee product brings a quick wit and sharp analysis to each Titans broadcast.

Allison is a Knoxville native who worked at WIVK Radio and the Vol Network from 1992-94.

After the game, fans get the latest from Titans players and coaches on the Logan's Roadhouse Lockerroom Report. Game day ends with 90 minutes of calls from across the mid south on Titans Talkback as Keith, Ryan, Stone and Mathews talk with listeners about the day's action.

In addition to game day coverage, Titans Radio also provides morning and afternoon updates on the team each weekday. Tuesday nights, the Titans head coach and Keith take calls from fans on the Verizon Wireless Jeff Fisher Show. TitansRadio.Com provides fans with the latest Titans news, audio interviews and commentary, plus columns from Keith and Stone.

The Tennessee Titans Radio Network is a joint-venture of Dick Broadcasting Co. and Capitol Radio Networks. For information on advertising, contact Director of NFL Sales Kyle Denzel at kdenzel@titansradio.com.

TENNESSEE TITANS 2000 RADIO AFFILIATES

| | | | | | |
|------------------|------|----|--------------------|------|----|
| Camden, TN | WFWL | AM | Shelbyville, TN | WZNG | AM |
| Chattanooga, TN | WGOW | AM | Tri Cities, TN | WGOC | AM |
| | WGOW | FM | Union City, TN | WENK | AM |
| Clarksville, TN | WDXN | FM | Winchester, TN | WCDD | AM |
| Cookeville, TN | WKXD | FM | Cullman, AL | WXXR | AM |
| Crossville, TN | WXVL | FM | Florence, AL | WQLT | FM |
| Dickson, TN | WDKN | AM | Muscle Shoals, AL | WQLT | FM |
| Franklin, TN | WAKM | AM | Huntsville, AL | WPZM | FM |
| Harrogate, TN | WRWB | AM | Athens, AL | WPZM | FM |
| Hohenwald, TN | WMLR | AM | | WUMP | AM |
| Huntingdon, TN | WDAP | AM | Lexington, AL | WKNI | AM |
| Jackson, TN | WYNU | FM | Scottsboro, AL | WWIC | AM |
| Knoxville, TN | WOKI | FM | Sylacauga, AL | WFEB | AM |
| La Follette, TN | WQLA | FM | Thomasville, AL | WJDB | AM |
| Lawrenceburg, TN | WDXE | AM | Stuttgart, AR | KWAK | AM |
| Lebanon, TN | WANT | FM | | KWAK | FM |
| Lewisburg, TN | WAXO | AM | Metropolis, IL | WMOK | AM |
| Lexington, KY | WLXG | AM | Bowling Green, KY | WPTQ | FM |
| Manchester, TN | WMSR | AM | Campbellsville, KY | WTCO | AM |
| McMinnville, TN | WTRZ | FM | Henderson, KY | WSON | AM |
| Memphis, TN | WHBQ | AM | Louisville, KY | WJIE | AM |
| Morristown, TN | WCRK | AM | Madisonville, KY | WHRZ | FM |
| Murfreesboro, TN | WMGC | AM | Owensboro, KY | WOMI | AM |
| Nashville, TN | WGFX | FM | Paducah, KY | WCBF | FM |
| Paris, TN | WTPR | AM | Booneville, MS | WBIP | AM |
| | WTPR | FM | Carthage, MS | WSSI | FM |
| Pulaski, TN | WKSR | AM | Greenville, MS | WGVM | AM |
| | WKSR | FM | | WDMS | FM |
| Ripley, TN | WTRB | FM | Tupelo, MS | WTUP | AM |
| Sevierville, TN | WSEV | FM | | | |



Wide receiver Kevin Dyson poses with Superman during a Titans Caravan stop in Metropolis, IL, which also serves as one of the team's radio affiliates.

TITANS ON THE AIR

Preseason Television

For the fourth consecutive season, Titans preseason games can be seen across three states in the region, including in Nashville on ABC Affiliate WKRN-TV (Channel 2). WKRN Sports Director John Dwyer will handle the play-by-play with Nashville sports talk show host George Plaster providing commentary.

Preseason Television Affiliates

WKNT TV 40, Bowling Green, KY

WFLI TV 53 Chattanooga

WZDX TV 54 Huntsville, AL

WATE TV 6 Knoxville, TN

WMC TV 5 Memphis, TN

WPSD TV 6 Paducah, KY

The Aug. 14 preseason game with the Rams will be broadcast nationally by ABC



The Jeff Fisher Show on Channel 2: Mondays at 6:30pm (CST)

Dwyer also will host the "Jeff Fisher Show," which can be seen live from Opry Mills in Nashville every Monday night on Channel 2 throughout the season. The 30-minute show features highlights from the game, complete game evaluation from Coach Fisher, special features, and a different Titans player each week. Local high school prep standouts will be honored each week, in addition to a Titans player or staff member for their charitable contributions to the greater Nashville community.



The brand new Opry Mills is the site of the "Jeff Fisher Show." for the 2000 season. Hosted by WKRN Sports Director John Dwyer, it airs during the season Monday nights on Channel 2 in Nashville.

Weekly Titans Radio Show With Coach Fisher: Tuesdays at 6 p.m. (CST)



Mike Keith hosts a weekly radio show with Titans head coach Jeff Fisher throughout the season.

Titans Radio play-by-play voice Mike Keith will once again host "The Verizon Wireless Jeff Fisher Show", live from O'Charley's in Brentwood. Jeff Fisher is live on-site to take questions from the audience, from callers and via e-mail (www.titansradio.com). Each show features a different player guest, as well.

"The Verizon Wireless Jeff Fisher Show" airs on over 50 Titans Radio stations throughout the Mid-South. The program runs from July 25, 2000 through January, 2001.

2000 TENNESSEE TITANS CHEERLEADERS



After a successful debut in 1999, the Tennessee Titans Cheerleaders and Yell Leaders return to cheer their AFC Champion Titans to another winning season.

This year, 19 cheerleaders and six yell leaders return from the 1999 squad. The 2000 squad consists of 36 cheerleaders and 11 yell leaders. Together, they made their presence felt in the greater Nashville community in 1999, making numerous appearances throughout the club's Super Bowl season. Whether it's getting fans at Adelphia Coliseum pumped up during a game, or making children smile at an appearance, the Tennessee Titans Cheerleaders and Yell Leaders are making their mark in Nashville.



Cheerleader Director
Meeka Gabriel

2000 TENNESSEE TITANS CHEERLEADERS



Kym Alayne



Jakene Ashford



Carrie Atchley



Lauren Boatwright



Laverne Brown



Becca Burrow



Jeanine Burrow



Lindsey Bush



Cindy Chatman



Anne Crouch



Diane Denney



Andrea Denson



Latarsher Fitzgerald



Latoya Fowler



Monica Griffin



Chaka Hensley



Patrice Hubbard



Kellie Jones



Jennifer Judkins



Kelley Mullins



Mary Lee Locke



Nikki Masters



Anita Nathan



Jessica Parsons



Jenita Payne



April Pennington



Lori Pyles



Jana Reynolds



Cassie Roark



Angela Stevens



Sabrina Tiller



Sarah Ward



Terra Wielgus



Donna Williams



Monica Williams



Jill Willis

2000 TENNESSEE TITANS YELL-LEADERS



Frank Carter



KaShanna Fields



Barry Garner



Quanten Hall



Micah Hartsfield




Dan Kreuter



Brian Partin



David Phillips



Justin Thompson



Rodericke White

For appearances, call
Meeka Gabriel (Director of
Cheerleading & Entertainment) at:
615-565-4019


Jr. Titans Cheerleaders Swing Into Action



The Tennessee Titans Cheerleaders introduce their official Junior Titans Cheerleader Program during the 2000 season. Young children between the ages of 7 and 16 years of age participate in six cheer/dance clinics, attend selected community events with the Titans Cheerleaders and perform during halftime of a Titans game as part of the six-month program. The Junior Titans Cheerleading Program provides fun and motivational challenges for the participants while strengthening individual talents and abilities in a non-competitive environment. Through such a program, children can improve upon their self-esteem while learning team and character building skills.




Predators Honor Titans



Titans quarterback Steve McNair drops the honorary puck at a Nashville Predators game at the Gaylord Entertainment Center. The Titans were honored for their Super Bowl season. Titans head coach Jeff Fisher, team president Jeff Diamond, tight end Frank Wycheck, tackle Brad Hopkins, and Titans mascot T-Rac were also on hand.

Four Titans Represented at 1999 Pro Bowl



From L to R: Tight end Frank Wycheck, defensive end Jevon Kearse, running back Eddie George, and guard Bruce Matthews represented the 1999 AFC Champion Tennessee Titans in the AFC/NFC Pro Bowl in Honolulu.

T-Rac (Titans Mascot)

Height: Real Tall

Weight: Heavy

Age: 3 1/2

Birthplace: The Parthenon, Nashville

College: Mascot Academy (Athens, Greece),
summa cum laude, class of '99

Hometown: Nashville, TN

Future Hometown: Canton, OH (Pro football
Hall of Fame-New Mascot Wing)

Hobbies:

- Drag racing down 2nd Avenue in his chariot
- Doing gainers off of the Woodland St. Bridge into the Cumberland River
- Making appearances throughout the Mid-South
- Hiking, Fishing, Rollerblading, Surfing
- Watching Cartoons
- Space Travel
- Reading about himself on www.titansonline.com
- Getting TITAN-SIZED HUGS
- Watching Animal Planet
- Answering his fan E-mail from young Titan fans



Favorites:

- Heroes – John Wayne, Yosemite Sam, Ranger Rick, Ricky the Raccoon
- Color – Titan blue
- Food – Free
- Team – Duh
- Number – 00
- Saying – Go For It!

Add excitement to your birthday party, company picnic, grand opening, or any event. For appearance information, call: 615-565-TRAC, or E-mail T-Rac at trac@titans.nfl.com.

Acquired: T-Rac's path to become the mascot for the Tennessee Titans has taken some interesting and crazy turns. His parents, who are from the Great Smokey Mountains, moved to Centennial Park in Nashville a little over 3 years ago when they heard the Titans were coming to town. T-Rac was born near the Parthenon and he grew up playing along the Cumberland River and watching Adelphia Coliseum being built. "That place is cool," he often told his friends. "I'm going to work and live there one day." His dream almost didn't come true when he was run over by the recreational vehicle used by the Titans caravan in the spring of 1999. The burly T-Rac escaped with only a broken claw and a smooshed fluffy tail. T-Rac and Titans owner Bud Adams took an instant liking to one another. He was soon offered a job changing the light bulbs in the big red things above the Coliseum, but he decided he would also be the mascot if the price was right. After all, he had turned down several other offers because he liked the Titans the best. And as the official state animal, T-Rac and the Titans are certainly the perfect match. When he was offered a three-figure signing bonus he accepted, was delivered to the stadium with much fanfare, and the rest is history.

Platform: Stop hit-and-runs on all Raccoons and get Raccoon crossings at all major Highways and Interstates (especially near Adelphia Coliseum)

Offseason: Pizza Delivery (until he got fired for delivering only empty boxes). He now does appearances for his many fans throughout the Mid-South.

Personal: T-Rac is single and resides in Adelphia Coliseum in Nashville, TN.

2nd Annual Titans Charity Golf Outing a Huge Success



Titans center Kevin Long and Woodis Holding Group captured the 2000 Titans Charity Golf title.



Ric Miller (left), President of Willis of Tennessee, poses with Major Brian Gilliam, Area Commander for The Salvation Army, at the Willis Tee Party prior to the 2nd Annual Tennessee Titans Charity Golf Classic. Willis was once again the major sponsor for the tournament, which benefited The Salvation Army and The Junior League of Nashville. Jeff Fisher (right) congratulates Dan Carlyle with UPS, another sponsor, on another successful tournament raising more than \$115,000.



Willis
TEE PARTY

GIFT BAG SPONSOR



TEAM SPONSORS

American Coatings, Inc.
American General
Financial Group
Athens Paper Company
BE & K-Bechtel
International
Budweiser
Capitol Records
Coca-Cola
Crescent Resources
Harris Press
J. Michaels Clothiers
Joslin & Son Sign Co.
Dr. David Kemp
Kroger

AWARDS PARTY SPONSOR



TEAM SPONSORS

MCA Records
Dr. James W. McPherson
O'Charley's Restaurants
Peterbilt
Powell Building Group
R. C. Mathews
Contractors
Technology Express
Trammell Crow
UPS
Waller Lansden Dortch
& Davis
Willis of Tennessee
Woodis Holding Group
WQLT Radio (Florence, AL)

LUNCHEON SPONSOR



HOLE SPONSORS

American General
Financial Group
Bannen Chevrolet
Budweiser
Norm Carl
Coca-Cola
Dr. David Kemp
Kroger
Legends Club of
Tennessee
Loews Vanderbilt Plaza
Hotel
Southeast Jeep Eagle
Titans Radio Network
Trammell Crow
UPS
Willis of Tennessee

Benefiting The Salvation Army's Red Shield Family Initiative & The Junior League of Nashville

TITANS IN THE COMMUNITY




Titans owner K.S. "Bud" Adams, Jr. sponsored trips to the Super Bowl for 40 disadvantaged youth from six local United Way partner agencies. The lifetime experience included meals, lodging, special festivities, and a ticket to the biggest football game in Nashville history.

Titans owner K.S. "Bud" Adams, Jr., and his wife, Nancy, donated \$500,000 to help kickoff their new foundation. "We are both proud and elated to create the foundation," Adams said. "This will provide us an opportunity to give back to a community that has given so much to us."



Titans owner K.S. "Bud" Adams, Jr., presents Denny Bortoff with the Hero Award at a black-tie gala that celebrated the opening of Adelphia Coliseum. The gala was the first major fund-raiser for the newly-established Tennessee Titans Foundation. Bortoff, who led the club's advisory council, has been a major contributor to the Nashville community.

McNair, George Team With White House on Education, Seatbelt Safety



QB Steve McNair and Vice President Al Gore met with students in Washington, D.C. to talk about the importance of reading and education. Below, RB Eddie George helped Gore kick off the "Buckle Up America" campaign, promoting the importance of wearing seatbelts.



WR Chris Sanders and his wife, Stacie, both fitness gurus, produced a "Millennium 2000 Calendar" featuring workout tips, along with profiles and photos of Titans players. Proceeds benefited The Sanders Foundation, which provides support to local shelters, including The Salvation Army, Oasis Center, Room at the Inn, and The Nashville Union Rescue Mission.



Al Del Greco may have been missing the red hat and reindeer, but there is no doubt he had the heart for the business when he surprised a class of underprivileged kids with Christmas gifts last year.

Tennessee Titans Denard Walker surprised the kids at the Annual League for the Hearing Impaired picnic by playing catch, signing autographs, and explaining the rules of football with the help of an interpreter.



Many of our NFL players made their start in Pee-Wee football leagues, so it was a natural for offensive tackle Fred Miller to size up the competition on the Pee-Wee Titans of Cleveland, TN during his caravan visit to Chattanooga.

Defensive tackle Mike Frederick encouraged shoppers to round-up their grocery bill at Kroger to help in Second Harvest Food Bank's fight for hunger during the holiday season.




Titans Players Kick Off NFL Hometown Huddle




Cornerback Dainon Sidney joined wide receiver Kevin Dyson and safety Perry Phenix for the first "NFL & United Way Hometown Huddle." Together, the trio spent two hours reading books, playing educational games and signing t-shirts for the more than 60 children, ages 6 to 12. Hometown Huddle promotes leadership, dedication and community involvement.



Several Titans players and staff, including TE Frank Wycheck, FB Garrett Gould and DT's Jason Fisk, Mike Jones, Joe Salave'a and Rod Walker joined forces with Kroger employees and president Tom Rech to help build a home in Nashville for Habitat for Humanity. Kroger's "Sack for Cash" program was matched by Titans owner Bud Adams to total \$12,800 toward the project.



Safety Blaine Bishop encouraged children to read, posing for this photo that was used for a Titans bookmark handed out at area schools.



Offensive tackle Brad Hopkins tipped the Campbell's Chunky Soup scale for Second Harvest Food Bank.

Players Visit Vanderbilt Cancer Patients



Titans players Joe Salave'a, Zach Piller, Garrett Gould, Kevin Daft, Mike Roan, and Kevin Long helped brighten the day of cancer patients at Vanderbilt Children's Hospital during the Christmas season.



A Thigpen Thanksgiving



More than 200 women and children from area homeless shelters were the guests of wide receiver Yancey Thigpen for his annual Thanksgiving dinner in memory of his father. Teammates Kevin Dyson, Joey Kent, Spencer George, along with several Titans staffers, also helped out in serving meals.



The Titans, in conjunction with the NFL, recognized high school coaches of the week throughout the season. Pictured are the 1999 winners, each of whom received a special certificate signed by NFL commissioner Paul Tagliabue and Titans head coach Jeff Fisher. NFL Charities contributed \$500 to each football program in the name of the winning coach.

The American Red Cross received a season of support from the Titans. The Titans kicked off the season with the "Hometown Hero" blood drive yielding more than 3,539 pints of blood. The Titans ended the season with a chance for donors to win Super Bowl tickets in the "Go for Blood" drive.



Titans owner K.S. "Bud" Adams, Jr., donated exercise equipment and weights from the club's temporary facility in Bellevue to five area Metro schools when the Titans moved into their permanent facility at Baptist Sports Park in August 1999.



The Tennessee Titans recognized their Women's Association volunteer efforts for 1999 prior to a game last season. Pictured (L to R): Javonda Jones, Caldrea Wortham, Lisa Del Greco, Sally Reese, Diane Diamond, Kathy MacLachlan, Chris Steckel, and Jeff Diamond.



Joellynn Schultz, Jevonda Jones, Rahkel Jackson and Jessica Pleasant catch the WAVES, Inc. for developmental disabilities.

Jayne Hentrich, along with several other Titans' Women Association members, spread a little tender loving care at the Nashville Humane Association.



The Tennessee Titans Women's Association teamed with Kroger for the 3rd Annual Second Harvest food drive. Several Titans' families got involved, including (L to R): Kim Mathews and the Del Greco family (Lisa, Bubba, Trey, Al, and Erica).

Over a two week period Titans families appeared at more than 10 Kroger locations helping to raise more than 20,000 pounds of food for the holidays. Pictured from (L to R): Kathy MacLachlan; Wesley, Joyce, and Dustin Spears; Shannon MacLachlan; Merrill Bohren; and Kelly MacLachlan.



It was an evening of fashion, fun and fund-raising at the Rhapsody in Red Gala for the American Red Cross. Jayme Hentrich, Kathleen Henshaw, Cherryn Wycheck, Lisa Del Greco and Juli Fisher strutted their stuff on the runway for a good cause.



Enqu Kent tutors at the Boys and Girls Club of Franklin's after school program.

L to R - Holly Robertson, Sarah Sanderson and Leslie O'Donnell work a booth for one of the club's many Women's Association drives last season.



It was a Titans Caring for Kid's Christmas, organized by the Titans Women's Association, that brought smiles to many faces last December. Titans players, coaches and staff adopted children for Christmas through the Department of Children Services, and over 50 children reaped the benefits of the spirit of Christmas giving.

Some think that the Tennessee Titans' road to Super Bowl XXXIV actually began on the backroads of the Mid-South in the spring of 1999. It was on those roads where the 1999 Titans Caravan wound its way through five states, cultivating enthusiasm for the Titans by directly contacting the fans. The 1999 Titans Caravan foreshadowed what was to come once



The Titans Caravan 2000 crew stands in front of the Camper Corner RV which was specifically decorated by Precision Signworks.

Adelphia Coliseum opened in August. It gave a hint that Titans fans were laying in wait for the 1999 season.

The rest is history: 11 sellouts, a 9-0 record at home and a Flame Pit full of furious fans named by *Pro Football Weekly* as the NFL's very best. The Titans rode their incredible support to the AFC Championship and trip to Super Bowl XXXIV.

With the '99 season in the books, it was obvious that there would be a Titans Caravan 2000. With it came a mandate: Do it bigger and better as we thank the NFL's best fans.

"Our 1999 Caravan was a great success in generating new fans and enthusiasm for the Titans," said Titans owner Bud Adams. "Last year we asked fans to get behind us. They did just that, in an incredible way. Now, it is our job to keep them fired up and that's what Titans Caravan 2000 is all about."

Titans Caravan 2000 would be more ambitious than the team's two prior spring tours. This version would be a 12-day, 60-city, 72-stop journey that took Titans players, staff and broadcasters through the Mid-South. It would take more commitment from everyone involved, as staffers would spend almost two weeks away from home. It would also take incredible coordination between the Titans and their Caravan partners:

Titans Radio, Kroger and Campers Corner RV Supercenter.

Titans Vice President for Community Affairs Bob Hyde and Titans Radio executive producer Larry Stone once again laid out the overall plan, with help from Tessa Atkins, Monica Petty, Tony Wyllie, Kyle Sonneman, Tom Vinson and Don MacLachlan. Hyde and Stone would be joined on all Caravan trips



Wide receiver Yancey Thigpen signs an autograph at the Kroger in Murfreesboro, delighting these two young fans and their mother.

once again by the "Voice of the Titans," Mike Keith. Titans media relations assistants Jimmy Stanton and Robbie Bohren also joined the lineup, as did the club's popular Pro Bowl mascot, "T-Rac."

As Titans Caravan 2000 traveled through Tennessee, Mississippi, Alabama and Kentucky, staffers were ecstatic over the size of the crowds for public appearances. After Tennessee's successful 1999 season, it was no surprise that crowds would be bigger than last year. But no one could gauge how much bigger: in some cases, four to five times the size of the crowds during last year's Caravan stops.



Quarterback Steve McNair (left) and defensive end Jevon Kearse signed hundreds of autographs at the Women's Basketball Hall of Fame in Knoxville, TN.

returner Derrick Mason drew huge numbers in West Tennessee. Defensive tackles Jason Fisk and Joe Salave'a drew like crowds in West Tennessee and North Mississippi. Wide receiver Kevin Dyson packed houses all over Western Kentucky. Cornerback Dainon Sidney then started the charge through North Alabama. Newly-acquired linebacker Randall Godfrey would continue it with big stops in Florence and Athens, AL.

Titans Caravan 2000's largest gatherings were on the way through East Tennessee.

Offensive lineman Fred Miller and quarterback Steve McNair signed autographs at Chattanooga's Hamilton Place Mall for over two hours. Guesses were everywhere about how many people actually came through the

autograph line, with some estimates ranging near 2000. McNair led the Caravan through Athens, LaFollette and Cleveland, signing autographs for a total of over 2000 people. Cleveland Banner sports editor John Brice was impressed with what he saw. "That folks started lining up at nearly 6 in the morning in front of the Museum Center at Five Points is a testament to just how far this team has come in the last four years. And I don't mean miles from Houston. The line of people to see the Titans eventual-

The opening day (March 27, 2000) should have been a clue as to what was to come. Three different groups made a total of 14 one-hour stops in Middle Tennessee. When the three groups compared notes at the end of the first day, the staff felt as if six stops had eclipsed the biggest single stop of the 1999 Caravan. It continued from there.

Wide receiver/kick



Titans PR assistant Jimmy Stanton supervises as tight ends Michael Roan (left) and Frank Wycheck kick off Titans Caravan 2000 at the Franklin Courthouse in Franklin, TN.

ly stretched around the museum. But the Titans, who started the day off running a few minutes behind, took the time to make the fans---their fans---as happy as possible."

Quarterback Steve McNair greeted fans with smiles, posed for pictures and accepted a key to the city of Cleveland---all the while answering questions with a "Yes Sir" or "Thank you Ma'am." McNair said "the team finally feels at home. At home in the state of Tennessee."

In Knoxville later that same day, McNair would again look right at home. After a reception at the Knoxville Boys and Girls Club where he cut a United Way television promo, McNair traveled to the Women's Basketball Hall of Fame for a reception that included United Way representatives and clients and staff of Knoxville Titans Radio partner, Eagle 100 (WOKI). The reception was packed to greet Titans president



Wide receiver Derrick Mason and young Andrew Bigham visit at the Titans Caravan 2000 stop in Paris, TN.

Jeff Diamond, McNair and NFL Defensive Rookie of the Year, defensive end Jevon Kearse. After the reception, McNair and Kearse went upstairs to sign autographs for and take pictures with the public. The line, which been forming for hours, stretched all the way around the Women's Basketball Hall of Fame. In the end, Kearse and McNair

signed for nearly two and a half hours, 75 minutes longer than scheduled. How many people came through? An exact count wasn't readily available, but it easily rivaled Chattanooga's turnout from the night before.

The East Tennessee Titans tidal wave continued with Kearse making rousing stops in Sevierville, Newport and Greeneville. Fullback Lorenzo Neal took the Caravan into the Tri-Cities as a massive crowd turned out at the Johnson City Mall. From there, Neal and Titans Caravan 2000 wound its way back home with visits in Morristown, Crossville and Lebanon.

After cornerback Donald Mitchell made a weekend visit in Louisville, Ky., fellow defensive back Samari Rolle closed the Caravan in style. It was only fitting that Middle Tennessee towns Pulaski and Lawrenceburg held the final two visits. Each drew more than five times the crowd that they had drawn the year before.

Amazing. It is the only word that you can use to describe the crowds and the passion that greeted Titans Caravan 2000. The AFC Championship of 1999 had obviously fueled the Titan fire, but the players' willingness to take time with the fans (especially the young fans) is what sealed the bond between the two. That bond is what Titans Caravan 2000 was all about.

Steve Beavers, sports editor with Booneville, Mississippi's *The Banner Independent*, got a true picture of the event's goal at his town's Titans Caravan 2000 stop.

"The Titans are fast becoming the NFL team in the south and they are working hard at it. I can't think of any other team that makes caravan stops during the off-season. This shows that the team isn't resting on last season's accomplishments. They want to keep a good thing going."

Keeping a good thing going is what Titans Caravan 2000 was all about. And saying "Thanks to the NFL's best fans" was absolutely the best way to do it!

MEDICAL GLOSSARY

A-C Joint - Acromioclavicular joint; joint of the shoulder where acromion process (of the scapula) and the distal end of the clavicle meet; most shoulder separations occur at this point.

Abduct - Movement of any extremity away from the body.

Abrasion - Any injury which rubs off the surface of the skin.

Abscess - An infection which produces pus; can be the result of a blister, callus, penetrating wound or laceration.

Achilles Tendon - The tendon at the back of the heel.

Abductor - Any muscle which moves a part toward the median axis of the body.

Adhesion - Abnormal adherence of collagen fibers to surrounding structures during immobilization following trauma or as a complication of surgery which restricts normal elasticity of the structures involved.

Aerobic - Exercise in which energy needed is supplied by oxygen inspired; required for sustained periods of hard work and vigorous exercise.

Anabolic Steroids - Testosterone, or a steroid hormone resembling testosterone, that stimulates growth in the body as a whole.

Anaerobic - Exercise without the use of oxygen as an energy source; short bursts of vigorous exercise.

Anterior Cruciate Ligament (ACL) - Ligament of knee attaching to anterior tibial plateau and posterior medial aspect of femoral condyle. It provides stability in keeping the lower leg from coming forward.

Anterior Compartment Syndrome - Condition in which swelling within the anterior compartment of the lower leg (comprising of muscles, nerves and arteries to the foot) jeopardizes the viability of the muscles and nerves within the compartment.

Anti-Inflammatory - Any agent which prevents inflammation (such as aspirin or ibuprofen).

Arteriogram - Film demonstrating arteries after injection of opaque medium (dye).

Arthrogram - X-ray technique for joints using air and/or dye injected in affected area (to show torn cartilage or rotator cuff tears).

Arthroscope - An instrument used for visualization of the interior of a joint cavity; sometimes referred to as "scope."

Arthroscopy - Examination of the internal structures of a joint by means of surgical viewing apparatus (arthroscope) inserted into the joint.

Aspiration - The withdrawal of fluids from a body cavity by means of a suction or siphonage apparatus (syringe).

Asymptomatic - Without symptoms.

Atrophy - To shrivel or shrink from disuse, as in muscular atrophy.

Avascular Necrosis - Death of a part due to lack of circulation (can occur in the elbow from throwing).

Avulsion - A tearing away forcibly of a part of structure.

Axilla - The armpit.

Baker's Cyst - Indicates that there is trauma inside the knee joint that leads to excessive joint fluid production; inflammation of the gastrocnemius bursa. Usually produces localized swelling behind the knee.

Bennett's Fracture - Fracture dislocation of the base of the first metacarpal (or the thumb).

Biceps - Muscle on the front of the upper arm responsible for bending the elbow.

Bone scan - "Radionuclide Imaging," which is useful to demonstrate stress fracture not evident on routine x-rays.

Brachial Plexus - Network of nerves originating from the cervical vertebrae running down the arm.

Bruise - A discoloration of the skin due to an extravasation of the blood into the underlying tissues.

Burner - Common term for brachial plexus trauma in the neck. Usually results in burning or tingling sensation into the shoulder or arm when the neck is forced beyond the normal range of motion.

C.P.R. - Cardiopulmonary Resuscitation; artificial establishment of circulation of the blood and movement of air into the lungs in a pulseless, non-breathing person.

Calcaneus - The heel bone.

Calf - Also know as gastrocnemius; muscle responsible for plantarflexing, or pointing the toes down the foot.

Capsule - An enclosing structure which surrounds the joint and contains ligaments which stabilize that joint.

Cartilage - Smooth, slippery substance preventing two ends of bones from rubbing together and grating.

Cellulitis - Inflammation of cellular or connective tissue.

Charley Horse - A bruise to the quadriceps resulting from a direct blow to the front of the thigh, characterized by intramuscular bleeding. No other injury should be called a charley horse.

Chondral Fracture - Fracture to the chondral (cartilaginous) surfaces of bone.

Chondromalacia - A roughening of the cartilage surface. Best known for the roughening of the underside of the kneecap.

Clavicle - The collar bone.

Collagen - A substance existing in commonly injured tissues of the body, including skin, cartilage, ligaments and bone.

Concussion - Jarring injury of the brain resulting in dysfunction. Can be graded mild, moderate or severe depending on loss of consciousness, amnesia and loss of equilibrium.

Congenital - Existing before birth; to be born with.

Contusion - An injury to the muscles and tissues caused by a blow from a blunt object.

Cortisone - An anti-inflammatory medication.

Costochondral - The cartilage that separates the bones within the rib cage.

Cyst - Abnormal sac containing liquid or semisolid matter.

Degenerative Joint Disease - Changes in the joint surfaces as a result of repetitive trauma.

Dehydration - Loss of body water.

Deltoids - Muscles at top of arm, just below shoulder.

Disc - A flat, round-like, plate structure usually referring to cartilage between vertebrae.

Dislocation - Complete displacement of joint surfaces.

Ecchymosis - Bleeding into the surface tissue below the skin, resulting in a "black and blue" effect.

Ectomy - Suffix connoting the affected part (e.g. meniscectomy, appendectomy).

Edema - Accumulation of fluid in organs and tissues of the body (swelling).

Effusion - Accumulation of fluid, or the fluid itself, in various spaces in the body. Commonly found in the knee following injury.

Electrolyte - Ionized salts in blood, tissue fluids and cells including salts of sodium, potassium and chlorine.

Electrolyte Drink - Fluid for replacing electrolytes, such as Gatorade Thirst Quencher.

EMG - Electromyogram test to check nerve function.

Epicondylitis - Inflammation in the elbow due to overuse of either the flexor or extensor muscles attaching to the medial or lateral epicondyle of the humerus.

Eversion - Turning outward.

Extension - Motion of straightening a joint.

Extensor - A muscle which upon contraction results in straightening a joint.

External Rotation - Lateral movement of a joint or extremity to the outside.

Fascia - A connective tissue sheath consisting of fibrous tissue and fat which unites the skin to the underlying tissues.

Femur - Thigh bone.

Fibula - The smaller of the two bones in the lower leg, located to the outside.

Flexibility - The ability of muscle to relax and yield to stretch force.

Flexibility Exercise - A general term used to describe exercise performed by a person to passively or actively elongate soft tissues without the assistance of a therapist.

Flexion - Bending a joint, as in flexing the arm or leg.

Flexor - A muscle which upon contraction flexes or bends.

Fracture - Breach in continuity of a bone. Types of fractures include simple, compound, comminuted, greenstick, incomplete, impacted, longitudinal, oblique, stress or transverse.

Gamekeeper's Thumb - Tear of the ulnar collateral ligament of the metacarpo-phangeal joint of the thumb.

Glenohumeral - The shoulder socket, containing the glenoid, the humeral head and the labrum.

Glenoid - A cavity of the scapula into which the head of the humerus fits to the form of the shoulder joint (the shoulder socket).

Groin - Junction of the thigh and abdomen.

Hamstring - Muscle running from the buttocks to behind the knee. Often injured as a result of improper conditioning or lack of muscle flexibility. Muscle responsible for flexing the knee joint.

Heat Stroke - Condition of rapidly rising internal body temperature that overwhelms the body's mechanisms for release of heat.

Heat Exhaustion - Mild form of shock caused by loss of fluid and electrolyte from the circulation because of excessive sweating when exposed to heat.

Heat Cramps - Painful muscle spasms of arms or legs caused by excessive body heat and depletion of fluids and electrolyte.

Hematoma - A tumor-like mass produced by an accumulation of coagulated blood in a cavity.

Hip Pointer - Contusion to the iliac crest.

Humerus - Bone of the upper arm.

Hyperextension - Extreme extension, or straightening, of a limb or body part.

Iliotibial Band - A thick, wide fascial layer from the iliac crest to the knee joint.

Impingement Syndrome - Pinching together of the supraspinatus muscle and other soft tissue in the shoulder, which is common in throwing.

Isokinetic Exercise - A form of active resistive exercise in which the speed of movement of the limb is controlled by a pre-set rate-limiting device, such as Cybex, Biodex, etc.

Isometric (static) Contraction - A muscle contraction in which tension is developed but no mechanical work is done. There is not appreciable joint movement and the overall length of the muscle remains the same.

Isokinetic - A constant speed and consistent resistance exercise.

Isotonic (dynamic) Contraction - A concentric or eccentric muscular contraction that results in movement of a joint or body part (lifting a free weight).

Itis - Suffix connoting inflammation (e.g. tendinitis, bursitis).

Joint Mobilization - Passive traction and/or gliding movements applied to joint surfaces that maintain or restore the joint play normally allowed by the capsule, so that the normal roll-slide joint mechanic can occur as a person moves.

Lateral Collateral Ligament (LCL) - Ligament of knee attaching lateral femoral condyle to the fibula head. It provides lateral stability to the knee.

Ligament - Band of fibrous tissue that connects bone to bone or bone to cartilage and supports and strengthens joints.

Lumbosacral - Region of low back comprised of lumbar and sacral spine.

Magnetic Resonance Imaging (MRI) - Provides highly detailed pictures of the body's interior, using highly magnetic fields. MRI does not require radiation.

Malleolus - Rounded projections on either side of the ankle joint.

Medial - Pertaining to or near the middle.

Medial Collateral Ligament (MCL) - Ligament of knee attaching to medial femoral condyle to medial tibia. It provides medial stability to the knee.

Meniscus - Crescent shaped cartilage usually pertaining to the knee joint.

Meniscectomy - An intra-articular procedure at the knee by which meniscus (fibrocartilage) is removed surgically.

Metacarpals - Five long bones of hand, just below fingers.

Metatarsals - Five long bones of foot, just below toes.

Mobilization - Passive stretching movements performed by a therapist at a slow speed slow enough that a patient can stop the movement.

Myositis - Inflammation of a muscle.

Myositis Ossificans - Inflammation in muscle resulting in the formation of bone-like substance.

Necrotic - Relating to death of a portion of tissue.

Neuritis - Inflammation of a nerve.

Orthotic - Any device applied to or around the body in the care of physical impairment or disability, commonly used to control foot mechanics.

Osteochondritis Dissecans - A piece of bone and/or cartilage loosened from its attachment after trauma and a cause of a lesion.

Osteomyelitis - An inflammatory disease of bone caused usually by infection with streptococcus or staphylococcus.

Parasthesia - Sensation of numbness or tingling, indicating nerve irritation.

Patella - The kneecap.

Patella Tendinitis - Inflammation of the patella tendon.

Pathology - Study of the nature and cause of disease.

Pectorals - Chest muscles beneath the breast, leading up to shoulder.

Peroneal - Muscles of the lateral lower leg responsible for everting the foot.

Plantar Fascia - The tight band of muscle beneath the arch of the foot.

Plica - A fold of tissue in the joint capsule and a common result of knee injury.

PNF (Proprioceptive Neuromuscular Facilitation) - An approach to therapeutic exercise based on the principles of functional human anatomy and neurophysiology.

Posterior Cruciate Ligament (PCL) - Ligament of the knee attaching to posterior tibial plateau and anterior lateral aspect of femoral condyle. It provides stability in keeping the lower leg from going backward.

Quadriceps (Quads) - The four powerful muscles in the front of the thigh, responsible for extending the knee joint.

Radiography - Taking of X-rays.

Radius - Forearm bone on thumb side.

Reconstruction - Surgical rebuilding of an injured joint.

Referred Pain - Pain felt in undamaged area of body away from actual injury.

Rotator cuff - Comprised of four muscles in the shoulder area; supraspinatus, infraspinatus, teres minor, and subscapularis. Often irritated by overuse.

S-C joint - Sternoclavicular joint; articulation between the sternum and the clavicle.

Sacroiliac - Relating to the juncture of the hip bone and lower part of the spine.

Scan - Injection of radioactive fluid (equal in radioactivity to about one x-ray) which may then be displayed on a computer/monitor or film (e.g. bone scan).

Scapula - The shoulder blade.

Sciatic Nerve - Largest nerve in body located in back of leg which controls most of its function.

Sciatica - Irritation of the sciatic nerve, resulting in pain or tingling running down the inside of the leg.

Sesamoid Bones - Lies within and adds strength to tendons as they cover bony surface. The most commonly known is the kneecap.

Shin splint - A catch-all syndrome describing pain either in the front of the lower leg or on the inner aspect of the leg.

Spasm - Sudden, violent, involuntary contraction of a muscle.

Spleen - Large, solid organ responsible for the normal production and destruction of blood cells.

Spondylitis - Inflammation of one or more vertebrae.

Spondylolisthesis - Forward displacement of one lumbar vertebra.

Spondylosis - Abnormal vertebral fixation or immobility.

Sprain - A joint injury. A violent twisting, stretching, pulling or tearing of a ligament.

Stinger - Common term for brachial plexus trauma in the neck.

Strain - A muscle injury. The stretching, pulling or twisting of a muscle or a tendon.

Stress X-Ray - A continual x-ray taken when a portion of the body is stressed to its maximum to see if the ligaments are intact.

Stress Fracture - A hair-line type of break in bone caused by overuse.

Stretching - Any therapeutic maneuver designed to lengthen (elongate) pathologically shortened soft-tissue structures and thereby increase range of motion.

Subluxation - Partial dislocation of a joint. Term usually implies that joint can return to normal position without formal reduction.

Synovial Fluid - Lubricating fluid for joints and tendons, produced in synovium, or inner lining of the joint.

Synovitis - Inflammation of the synovium.

Talus - The ankle bone that articulates with the tibia and fibula.

Tarsus - Arch of foot.

Tendinitis - Inflammation of the tendon and/or tendon sheath, often caused by chronic overuse and/or sudden injury.

Tendon - Fibrous tissue that connects muscles to other structures.

Tennis Elbow - General term for lateral elbow pain.

Tibia - Larger of the two bones in lower leg; weight-bearing bone.

Tomograph - A special type of x-ray apparatus that demonstrates the organ or tissue is a particular depth.

Trachea - The windpipe.

Trapezius - A flat triangular muscle covering the posterior surface of the neck and shoulder.

Triceps - Muscle of the posterior upper arm, opposite the biceps, that extends the elbow.

Turf Toe - Sprain of the metatarsophalangeal (MTP) joint of the great toe.

Turf Burn - Abrasion resulting from contact with artificial turf in which one or more layers of skin are removed.

Ulna - One of two bones in forearm; extends from point of elbow and found on outer (little finger) side.

Ulnar Nerve - Nerve in the elbow commonly irritated from excessive throwing or repeated trauma.

Wrist - The junction between the two forearm bones (radius and ulna) and the eight wrist bones (trapezium, trapezoid, capitate, hamate, pisiform, triquetrum, lunate and scaphoid).

COVERING THE TITANS

NEWSPAPERS



Paul Kuharsky
Beat Writer
Tennessean



Jeff Legwold
Beat Writer
Tennessean



Jim Wyatt
Beat Writer
Tennessean



David Boclair
Beat Writer
Daily News Journal



Teresa Walker
Beat Writer
Associated Press



Lee Owen
Sports Writer
Titans Exclusive



Phil Sweetland
Sports Writer
InReview



David Climer
Columnist
Tennessean



Joe Biddle
Columnist
Tennessean



Larry Woody
Columnist
Tennessean



Bill Bradley
Sports Editor
Tennessean



Greg Pogue
Sports Editor
Daily News Journal



Mark Humphrey
Photographer
Associated Press



George Walker
Photographer
Tennessean

TELEVISION



John Dwyer
Sports Director
WKRN - ABC (2)



Mike Hill
Sports Reporter
WKRN - ABC (2)



John Boruk
Sports Reporter
WKRN - ABC (2)



Rudy Kalis
Sports Director
WSMV - NBC (4)



Steve Wrigley
Sports Reporter
WSMV - NBC (4)



Aaron Solomon
Sports Reporter
WSMV - NBC (4)



Hope Hines
Sports Director
WTVF - CBS (5)



Mark Howard
Sports Reporter
WTVF - CBS (5)



Bob Rainey
Sports Reporter
WTVF - CBS (5)



Skip Baldwin
Sports Reporter
WZTV - FOX (17)

COVERING THE TITANS

TELEVISION



Steve McDonald
Photographer
WKRN - ABC (2)



Bob Kusak
Photographer
WTVF - CBS (5)



David White
Photographer
WSMV - NBC (4)

RADIO



Bill King
WLAC
1510 AM



Cody Allison
Sideline Reporter
Titans Radio



George Plaster
Sports Director
WWTN (99.7 FM)



Willy Daunic
WWTN
99.7 FM



Blake Fulton
WWTN
99.7 FM



Kevin Ingram
WSM Radio
650 AM



Rob Blackmon
Sports56
560 AM



Jody Brothers
Sports56
560 AM




Duncan Stewart
WSIX
97.9 FM



Sherman Novoson
Radio Stringer

A Super Media Frenzy!



Thousands of reporters gathered at the Georgia Dome for Media Day during Super Bowl week in January. To the left, offensive lineman Bruce Matthews entertains a crowd of reporters.



To the right, defensive coordinator Gregg Williams is the center of attention during a media session outside the team's hotel.

TITANS MEDIA POLICY

CREDENTIAL REQUESTS: Credential requests will be honored only for working media on specific assignment for a recognized news organization or sports publication. Credentials will not be issued to free-lance writers or photographers unless requested by a recognized news organization or sports publication. Beginning this season, credentials issued on a season-long basis and will display the reporter's/photographer's picture on the credential, making it non-transferable. All credential requests must be submitted in writing on company letterhead to Media Relations, Tennessee Titans, 460 Great Circle Rd., Nashville, TN 37228, or by fax to (615) 565-4105. **REQUESTS MUST BE RECEIVED AT LEAST ONE WEEK PRIOR TO A HOME GAME.**

PARKING: Parking for Titans games also must be applied for via written request. The appropriate parking pass will be required for access to all stadium parking lots on game day. Television trucks which provide satellite, uplink or microwave functions will be parked adjacent to Gate 6. A parking pass is required.

MEDIA ENTRANCE, CREDENTIAL WILL-CALL: The media entrance is located at Gate 6. The appropriate game credential must be presented at the media entrance for admission into the stadium. Game credentials not picked up in advance will be available on game day at the credential will-call window at Gate 6. The window will open three hours prior to kickoff. Parking passes will not be left at the window.

PHOTOGRAPHERS: Beginning this season, photographers who are credentialed for sideline access will be required to wear a special vest. Vests will be issued on a season-long and game-by-game basis. Visiting photographers must return the vests after the game to security. Sideline access for NFL games is limited to photographers on assignment for a recognized news organization or sports publication. No one except network television personnel and authorized game personnel will be admitted to the field without a camera. All field photographers must remain outside the bench areas and outside the yellow border surrounding the playing field.

POSTGAME INTERVIEWS AND LOCKER ROOM ACCESS: Members of the media needing to conduct postgame interviews will be given access to the Titans' and visitors' interview rooms after each game, as well as the home and visiting locker rooms. **NO STILL PHOTOGRAPHY OR AUTOGRAPHS ARE ALLOWED IN THE LOCKER ROOM.** With five minutes remaining in the fourth quarter, take the media elevator or stairs to the field level. With two minutes remaining in the fourth quarter, media members will be allowed on the field. **NO INTERVIEWS ARE ALLOWED ON THE PLAYING FIELD.** Jeff Fisher's postgame interview session with the media will begin approximately 10 minutes following the conclusion of the game and will be held in the Titans interview room across from the Titans' locker room. Electronic media covering the press conference are asked to use the multi-box behind the camera platform to ease congestion at the podium. Players will be available approximately 10 minutes after the game when the locker room is open. The visiting head coach will be available in the visitors' interview room adjacent to the visiting locker room.

PRESS BOX: The press box phone numbers are (615) 565-4450 (home p.r.) and (615) 565-4452 (visiting p.r.).

DURING THE WEEK

MEDIA WORKROOM: The media workroom is located at the Titans' practice facility at MetroCenter. The room is available to working media throughout the week. Phones, Titans information, NFL news releases and other information are available. The phone number in the media workroom is (615) 565-4116.

JEFF FISHER INTERVIEWS: Head Coach Jeff Fisher will conduct a weekly news conference at 3:30 p.m. on Mondays in the Practice Facility Auditorium. He will also be available following practice on Wednesday, Thursday and Friday.

PLAYER INTERVIEWS: The Titans' locker room is open to accredited media for specific interview periods during the week. Tuesday is the players' day off. The locker room is open to the media on Wednesdays, Thursdays and Fridays. All interviews should be arranged through the Titans' Media Relations office. Interviews may be conducted in person or by phone. Please call in advance when possible to schedule.

PRESS RELEASES: The Titans' weekly press releases, as well as other news and information on the club, can be accessed on the team's official web site at www.titansonline.com. Members of the media can also access league information from the NFL's media site at www.nflmedia.com. The NFL's official web site address is www.nfl.com.



2000 NFL SCHEDULE

* All times listed are local in home team's city

SUNDAY, SEPTEMBER 3 (WEEK 1)

(OPEN DATE: CINCINNATI)

| | |
|-----------------------------|--------|
| ARIZONA AT NEW YORK GIANTS | 1:00p |
| BALTIMORE AT PITTSBURGH | 1:00p |
| CAROLINA AT WASHINGTON | 1:00p |
| CHICAGO AT MINNESOTA | 12:00p |
| DETROIT AT NEW ORLEANS | 12:00p |
| INDIANAPOLIS AT KANSAS CITY | 12:00p |
| JACKSONVILLE AT CLEVELAND | 1:00p |
| NEW YORK JETS AT GREEN BAY | 3:15p |
| PHILADELPHIA AT DALLAS | 3:05p |
| SAN DIEGO AT OAKLAND | 1:15p |
| SAN FRANCISCO AT ATLANTA | 1:00p |
| SEATTLE AT MIAMI | 4:15p |
| TAMPA BAY AT NEW ENGLAND | 1:00p |

SUNDAY NIGHT, SEPTEMBER 3

TENNESSEE AT BUFFALO 8:20p

MONDAY, SEPTEMBER 4

DENVER AT ST. LOUIS 8:00p

SUNDAY, SEPTEMBER 10 (WEEK 2)

(OPEN DATE: PITTSBURGH)

| | |
|---------------------------------|---------------|
| ATLANTA AT DENVER | 2:15p |
| CAROLINA AT SAN FRANCISCO | 1:15p |
| CHICAGO AT TAMPA BAY | 1:00p |
| CLEVELAND AT CINCINNATI | 1:00p |
| GREEN BAY AT BUFFALO | 1:00p |
| JACKSONVILLE AT BALTIMORE | 1:00p |
| KANSAS CITY AT TENNESSEE | 12:00p |
| MIAMI AT MINNESOTA | 12:00p |
| NEW ORLEANS AT SAN DIEGO | 1:15p |
| N.Y. GIANTS AT PHILADELPHIA | 1:00p |
| OAKLAND AT INDIANAPOLIS | 12:00p |
| ST. LOUIS AT SEATTLE | 1:15p |
| WASHINGTON AT DETROIT | 4:15p |

SUNDAY NIGHT, SEPTEMBER 10

DALLAS AT ARIZONA 5:20p

MONDAY, SEPTEMBER 11

NEW ENGLAND AT N.Y. JETS 9:00p

SUNDAY, SEPTEMBER 17 (WEEK 3)

(OPEN DATES: ARIZONA, TENNESSEE, INDIANAPOLIS)

| | |
|----------------------------|--------|
| ATLANTA AT CAROLINA | 1:00p |
| BUFFALO AT NEW YORK JETS | 1:00p |
| CINCINNATI AT JACKSONVILLE | 1:00p |
| DENVER AT OAKLAND | 1:05p |
| MINNESOTA AT NEW ENGLAND | 4:15p |
| NEW ORLEANS AT SEATTLE | 1:15p |
| NEW YORK GIANTS AT CHICAGO | 3:15p |
| PHILADELPHIA AT GREEN BAY | 12:00p |
| PITTSBURGH AT CLEVELAND | 1:00p |
| SAN DIEGO AT KANSAS CITY | 12:00p |
| SAN FRANCISCO AT ST. LOUIS | 12:00p |
| TAMPA BAY AT DETROIT | 1:00p |

SUNDAY NIGHT, SEPTEMBER 17

BALTIMORE AT MIAMI 8:20p

MONDAY, SEPTEMBER 18

DALLAS AT WASHINGTON 9:00p

SUNDAY, SEPTEMBER 24 (WEEK 4)

(OPEN DATES: BUFFALO, CAROLINA, MINNESOTA)

| | |
|--------------------------------|--------------|
| CINCINNATI AT BALTIMORE | 1:00p |
| CLEVELAND AT OAKLAND | 1:15p |
| DETROIT AT CHICAGO | 12:00p |
| GREEN BAY AT ARIZONA | 1:05p |
| KANSAS CITY AT DENVER | 2:15p |
| NEW ENGLAND AT MIAMI | 1:00p |
| NEW YORK JETS AT TAMPA BAY | 4:15p |
| PHILADELPHIA AT N.O. | 12:00p |
| ST. LOUIS AT ATLANTA | 1:00p |
| SAN FRANCISCO AT DALLAS | 12:00p |
| SEATTLE AT SAN DIEGO | 1:15p |
| TENNESSEE AT PITTSBURGH | 1:00p |

SUNDAY NIGHT, SEPTEMBER 24

WASHINGTON AT N.Y. GIANTS 8:20p

MONDAY, SEPTEMBER 25

JACKSONVILLE AT INDY 8:00p

SUNDAY, OCTOBER 1 (WEEK 5)

(OPEN DATES: NEW ORLEANS, NEW YORK JETS, OAKLAND)

| | |
|---------------------------------|---------------|
| ARIZONA AT SAN FRANCISCO | 1:15p |
| BALTIMORE AT CLEVELAND | 1:00p |
| CHICAGO AT GREEN BAY | 3:15p |
| DALLAS AT CAROLINA | 1:00p |
| INDIANAPOLIS AT BUFFALO | 1:00p |
| MIAMI AT CINCINNATI | 4:05p |
| MINNESOTA AT DETROIT | 1:00p |
| NEW ENGLAND AT DENVER | 2:05p |
| N.Y. GIANTS AT TENNESSEE | 12:00p |
| PITTSBURGH AT JACKSONVILLE | 1:00p |
| SAN DIEGO AT ST. LOUIS | 12:00p |
| TAMPA BAY AT WASHINGTON | 4:15p |

SUNDAY NIGHT, OCTOBER 1

ATLANTA AT PHILADELPHIA 8:20p

MONDAY, OCTOBER 2

SEATTLE AT KANSAS CITY 8:00p

SUNDAY, OCTOBER 8 (WEEK 6)

(OPEN DATES: DALLAS, KANSAS CITY, ST. LOUIS)

| | |
|--------------------------------|--------------|
| BUFFALO AT MIAMI | 1:00p |
| CLEVELAND AT ARIZONA | 1:15p |
| DENVER AT SAN DIEGO | 1:15p |
| GREEN BAY AT DETROIT | 1:00p |
| INDY AT NEW ENGLAND | 1:00p |
| NEW ORLEANS AT CHICAGO | 12:00p |
| NEW YORK GIANTS AT ATLANTA | 4:05p |
| OAKLAND AT SAN FRANCISCO | 1:15p |
| PITTSBURGH AT NEW YORK JETS | 1:00p |
| SEATTLE AT CAROLINA | 4:15p |
| TENNESSEE AT CINCINNATI | 1:00p |
| WASHINGTON AT PHILADELPHIA | 1:00p |

SUNDAY NIGHT, OCTOBER 8

BALTIMORE AT JACKSONVILLE 8:20p

MONDAY, OCTOBER 9

TAMPA BAY AT MINNESOTA 8:00p

SUNDAY, OCTOBER 15 (WEEK 7)

(OPEN DATES: DETROIT, MIAMI, TAMPA BAY)

| | |
|----------------------------|--------|
| ATLANTA AT ST. LOUIS | 12:00p |
| BALTIMORE AT WASHINGTON | 1:00p |
| CAROLINA AT NEW ORLEANS | 12:00p |
| CINCINNATI AT PITTSBURGH | 1:00p |
| CLEVELAND AT DENVER | 2:05p |
| DALLAS AT NEW YORK GIANTS | 1:00p |
| INDY AT SEATTLE | 1:05p |
| N.Y. JETS AT NEW ENGLAND | 4:05p |
| OAKLAND AT KANSAS CITY | 12:00p |
| PHILADELPHIA AT ARIZONA | 1:15p |
| SAN DIEGO AT BUFFALO | 1:00p |
| SAN FRANCISCO AT GREEN BAY | 3:15p |

SUNDAY NIGHT, OCTOBER 15

| | |
|----------------------|-------|
| MINNESOTA AT CHICAGO | 7:20p |
|----------------------|-------|

MONDAY, OCTOBER 16

| | |
|----------------------------------|--------------|
| JACKSONVILLE AT TENNESSEE | 8:00p |
|----------------------------------|--------------|

THURSDAY, OCTOBER 19 (WEEK 8)

(OPEN DATES: GREEN BAY, NEW YORK GIANTS, SAN DIEGO)

| | |
|----------------------|-------|
| DETROIT AT TAMPA BAY | 8:20p |
|----------------------|-------|

SUNDAY, OCTOBER 22

| | |
|-------------------------------|--------------|
| ARIZONA AT DALLAS | 12:00p |
| BUFFALO AT MINNESOTA | 12:00p |
| CHICAGO AT PHILADELPHIA | 1:00p |
| CLEVELAND AT PITTSBURGH | 1:00p |
| DENVER AT CINCINNATI | 1:00p |
| NEW ENGLAND AT INDY | 12:00p |
| NEW ORLEANS AT ATLANTA | 1:00p |
| ST. LOUIS AT KANSAS CITY | 12:00p |
| SAN FRANCISCO AT CAROLINA | 1:00p |
| SEATTLE AT OAKLAND | 1:05p |
| TENNESSEE AT BALTIMORE | 1:00p |
| WASHINGTON AT JACKSONVILLE | 4:15p |

MONDAY, OCTOBER 23

| | |
|------------------------|-------|
| MIAMI AT NEW YORK JETS | 9:00p |
|------------------------|-------|

SUNDAY, OCTOBER 29 (WEEK 9)

(OPEN DATES: CHICAGO, DENVER, NEW ENGLAND)

| | |
|-----------------------------|-------|
| CAROLINA AT ATLANTA | 1:00p |
| CINCINNATI AT CLEVELAND | 1:00p |
| DETROIT AT INDIANAPOLIS | 1:00p |
| GREEN BAY AT MIAMI | 1:00p |
| JACKSONVILLE AT DALLAS | 3:15p |
| KANSAS CITY AT SEATTLE | 1:15p |
| MINNESOTA AT TAMPA BAY | 1:00p |
| NEW ORLEANS AT ARIZONA | 2:05p |
| NEW YORK JETS AT BUFFALO | 1:00p |
| PHILADELPHIA AT N.Y. GIANTS | 4:05p |
| PITTSBURGH AT BALTIMORE | 1:00p |
| ST. LOUIS AT SAN FRANCISCO | 1:05p |

SUNDAY NIGHT, OCTOBER 29

| | |
|----------------------|-------|
| OAKLAND AT SAN DIEGO | 5:20p |
|----------------------|-------|

MONDAY, OCTOBER 30

| | |
|--------------------------------|--------------|
| TENNESSEE AT WASHINGTON | 9:00p |
|--------------------------------|--------------|

SUNDAY, NOVEMBER 5 (WEEK 10)

(OPEN DATE: JACKSONVILLE)

| | |
|-------------------------|-------|
| BALTIMORE AT CINCINNATI | 1:00p |
| BUFFALO AT NEW ENGLAND | 1:00p |

| | |
|--------------------------------|---------------|
| DALLAS AT PHILADELPHIA | 1:00p |
| DENVER AT NEW YORK JETS | 4:15p |
| INDIANAPOLIS AT CHICAGO | 12:00p |
| KANSAS CITY AT OAKLAND | 1:15p |
| MIAMI AT DETROIT | 1:00p |
| N.Y. GIANTS AT CLEVELAND | 1:00p |
| PITTSBURGH AT TENNESSEE | 12:00p |
| SAN DIEGO AT SEATTLE | 1:15p |
| SAN FRANCISCO AT NEW ORLEANS | 12:00p |
| TAMPA BAY AT ATLANTA | 1:00p |
| WASHINGTON AT ARIZONA | 2:05p |

SUNDAY NIGHT, NOVEMBER 5

| | |
|-----------------------|-------|
| CAROLINA AT ST. LOUIS | 7:20p |
|-----------------------|-------|

MONDAY, NOVEMBER 6

| | |
|------------------------|-------|
| MINNESOTA AT GREEN BAY | 8:00p |
|------------------------|-------|

SUNDAY, NOVEMBER 12 (WEEK 11)

(OPEN DATE: WASHINGTON)

| | |
|-------------------------------|---------------|
| ARIZONA AT MINNESOTA | 12:00p |
| ATLANTA AT DETROIT | 1:00p |
| BALTIMORE AT TENNESSEE | 12:00p |
| CHICAGO AT BUFFALO | 1:00p |
| CINCINNATI AT DALLAS | 12:00p |
| GREEN BAY AT TAMPA BAY | 4:15p |
| KANSAS CITY AT SAN FRANCISCO | 1:05p |
| MIAMI AT SAN DIEGO | 1:05p |
| NEW ENGLAND AT CLEVELAND | 1:00p |
| NEW ORLEANS AT CAROLINA | 1:00p |
| PHILADELPHIA AT PITTSBURGH | 1:00p |
| ST. LOUIS AT NEW YORK GIANTS | 4:15p |
| SEATTLE AT JACKSONVILLE | 1:00p |

SUNDAY NIGHT, NOVEMBER 12

| | |
|-------------------------------|-------|
| NEW YORK JETS AT INDIANAPOLIS | 8:20p |
|-------------------------------|-------|

MONDAY, NOVEMBER 13

| | |
|-------------------|-------|
| OAKLAND AT DENVER | 7:00p |
|-------------------|-------|

SUNDAY, NOVEMBER 19 (WEEK 12)

(OPEN DATE: SEATTLE)

| | |
|-------------------------------|---------------|
| ARIZONA AT PHILADELPHIA | 1:00p |
| ATLANTA AT SAN FRANCISCO | 1:15p |
| BUFFALO AT KANSAS CITY | 12:00p |
| CAROLINA AT MINNESOTA | 12:00p |
| CINCINNATI AT NEW ENGLAND | 1:00p |
| CLEVELAND AT TENNESSEE | 12:00p |
| DALLAS AT BALTIMORE | 4:15p |
| DETROIT AT NEW YORK GIANTS | 1:00p |
| INDIANAPOLIS AT GREEN BAY | 12:00p |
| NEW YORK JETS AT MIAMI | 4:05p |
| OAKLAND AT NEW ORLEANS | 12:00p |
| SAN DIEGO AT DENVER | 2:05p |
| TAMPA BAY AT CHICAGO | 12:00p |

SUNDAY NIGHT, NOVEMBER 19

| | |
|----------------------------|-------|
| JACKSONVILLE AT PITTSBURGH | 8:20p |
|----------------------------|-------|

MONDAY, NOVEMBER 20

| | |
|-------------------------|-------|
| WASHINGTON AT ST. LOUIS | 8:00p |
|-------------------------|-------|

THURSDAY, NOVEMBER 23 (WEEK 13)

(OPEN DATE: SAN FRANCISCO)

| | |
|------------------------|--------|
| MINNESOTA AT DALLAS | 3:05p |
| NEW ENGLAND AT DETROIT | 12:30p |

THURSDAY, NOVEMBER 23 (WEEK 13)*(OPEN DATE: SAN FRANCISCO)*

| | |
|------------------------|--------|
| MINNESOTA AT DALLAS | 3:05p |
| NEW ENGLAND AT DETROIT | 12:30p |

SUNDAY, NOVEMBER 26

| | |
|----------------------------------|--------------|
| ATLANTA AT OAKLAND | 1:05p |
| BUFFALO AT TAMPA BAY | 1:00p |
| CHICAGO AT NEW YORK JETS | 1:00p |
| CLEVELAND AT BALTIMORE | 1:00p |
| DENVER AT SEATTLE | 1:15p |
| KANSAS CITY AT SAN DIEGO | 1:15p |
| MIAMI AT INDIANAPOLIS | 1:00p |
| NEW ORLEANS AT ST. LOUIS | 12:00p |
| PHILADELPHIA AT WASHINGTON | 1:00p |
| PITTSBURGH AT CINCINNATI | 1:00p |
| TENNESSEE AT JACKSONVILLE | 4:15p |

SUNDAY NIGHT, NOVEMBER 26

| | |
|----------------------------|-------|
| NEW YORK GIANTS AT ARIZONA | 6:20p |
|----------------------------|-------|

MONDAY, NOVEMBER 27

| | |
|-----------------------|-------|
| GREEN BAY AT CAROLINA | 9:00p |
|-----------------------|-------|

THURSDAY, NOVEMBER 30 (WEEK 14)*(OPEN DATE: BALTIMORE)*

| | |
|----------------------|-------|
| DETROIT AT MINNESOTA | 7:20p |
|----------------------|-------|

SUNDAY, DECEMBER 3

| | |
|----------------------------------|--------------|
| ARIZONA AT CINCINNATI | 1:00p |
| CLEVELAND AT JACKSONVILLE | 4:15p |
| DALLAS AT TAMPA BAY | 1:00p |
| DENVER AT NEW ORLEANS | 12:00p |
| INDIANAPOLIS AT N.Y. JETS | 4:15p |
| MIAMI AT BUFFALO | 1:00p |
| NEW YORK GIANTS AT WASHINGTON | 1:00p |
| OAKLAND AT PITTSBURGH | 1:00p |
| ST. LOUIS AT CAROLINA | 1:00p |
| SAN FRANCISCO AT SAN DIEGO | 1:05p |
| SEATTLE AT ATLANTA | 1:00p |
| TENNESSEE AT PHILADELPHIA | 1:00p |

SUNDAY NIGHT, DECEMBER 3

| | |
|----------------------|-------|
| GREEN BAY AT CHICAGO | 7:20p |
|----------------------|-------|

MONDAY, DECEMBER 4

| | |
|----------------------------|-------|
| KANSAS CITY AT NEW ENGLAND | 9:00p |
|----------------------------|-------|

SUNDAY, DECEMBER 10 (WEEK 15)*(OPEN DATE: ATLANTA)*

| | |
|--------------------------------|---------------|
| ARIZONA AT JACKSONVILLE | 1:00p |
| CAROLINA AT KANSAS CITY | 12:00p |
| CINCINNATI AT TENNESSEE | 12:00p |
| DETROIT AT GREEN BAY | 12:00p |
| MINNESOTA AT ST. LOUIS | 12:00p |
| NEW ENGLAND AT CHICAGO | 12:00p |
| NEW ORLEANS AT SAN FRANCISCO | 1:15p |
| PHILADELPHIA AT CLEVELAND | 1:00p |
| PITTSBURGH AT NEW YORK GIANTS | 1:00p |
| SAN DIEGO AT BALTIMORE | 1:00p |
| SEATTLE AT DENVER | 2:05p |
| TAMPA BAY AT MIAMI | 1:00p |
| WASHINGTON AT DALLAS | 3:15p |

SUNDAY NIGHT, DECEMBER 10

| | |
|--------------------------|-------|
| NEW YORK JETS AT OAKLAND | 5:20p |
|--------------------------|-------|

MONDAY, DECEMBER 11

| | |
|-------------------------|-------|
| BUFFALO AT INDIANAPOLIS | 9:00p |
|-------------------------|-------|

SATURDAY, DECEMBER 16 (WEEK 16)*(OPEN DATE: PHILADELPHIA)*

| | |
|--------------------------|--------|
| WASHINGTON AT PITTSBURGH | 12:30p |
| OAKLAND AT SEATTLE | 1:05p |

SUNDAY, DECEMBER 17

| | |
|-------------------------------|--------------|
| ATLANTA AT NEW ORLEANS | 12:00p |
| BALTIMORE AT ARIZONA | 2:15p |
| CHICAGO AT SAN FRANCISCO | 1:05p |
| DENVER AT KANSAS CITY | 12:00p |
| DETROIT AT NEW YORK JETS | 1:00p |
| GREEN BAY AT MINNESOTA | 12:00p |
| INDIANAPOLIS AT MIAMI | 4:15p |
| JACKSONVILLE AT CINCINNATI | 1:00p |
| NEW ENGLAND AT BUFFALO | 1:00p |
| SAN DIEGO AT CAROLINA | 1:00p |
| TENNESSEE AT CLEVELAND | 1:00p |

SUNDAY NIGHT, DECEMBER 17

| | |
|---------------------------|-------|
| NEW YORK GIANTS AT DALLAS | 7:20p |
|---------------------------|-------|

MONDAY, DECEMBER 18

| | |
|------------------------|-------|
| ST. LOUIS AT TAMPA BAY | 9:00p |
|------------------------|-------|

SATURDAY, DECEMBER 23 (WEEK 17)*(OPEN DATE: CLEVELAND)*

| | |
|-----------------------------|--------|
| JACKSONVILLE AT N.Y. GIANTS | 12:30p |
| SAN FRANCISCO AT DENVER | 2:15p |

SATURDAY NIGHT, DECEMBER 23

| | |
|--------------------|-------|
| BUFFALO AT SEATTLE | 5:20p |
|--------------------|-------|

SUNDAY, DECEMBER 24

| | |
|----------------------------|--------|
| ARIZONA AT WASHINGTON | 1:00p |
| CAROLINA AT OAKLAND | 1:15p |
| CHICAGO AT DETROIT | 1:00p |
| CINCINNATI AT PHILADELPHIA | 1:00p |
| KANSAS CITY AT ATLANTA | 1:00p |
| MIAMI AT NEW ENGLAND | 1:00p |
| MINNESOTA AT INDIANAPOLIS | 4:15p |
| NEW YORK JETS AT BALTIMORE | 1:00p |
| PITTSBURGH AT SAN DIEGO | 1:05p |
| ST. LOUIS AT NEW ORLEANS | 12:00p |
| TAMPA BAY AT GREEN BAY | 12:00p |

MONDAY, DECEMBER 25

| | |
|----------------------------|--------------|
| DALLAS AT TENNESSEE | 8:00p |
|----------------------------|--------------|

NFL POST-SEASON**Saturday, Dec. 30**

AFC and NFC Wild Card Playoffs

Sunday, Dec. 31

AFC and NFC Wild Card Playoffs

Saturday, Jan. 6

AFC and NFC Divisional Playoffs

Sunday, Jan. 7

AFC and NFC Divisional Playoffs

Sunday, Jan. 14

AFC and NFC Championship Games


Sunday, Jan. 28

Super Bowl XXXV -- Tampa, Florida


Sunday, Feb. 4

AFC-NFC Pro Bowl at Honolulu


NOTES




NOTES



NOTES



NOTES



CHALLENGE US



Inside the "bubble" at the Tennessee Titans Training Facility at Baptist Sports Park

Powell Building Group was challenged by the Titans to complete their state-of-the-art training facility on-budget and in time for training camp. That challenge was met and exceeded, and Powell Building Group was named Official Builder of the Tennessee Titans. Powell consistently delivers excellence in workmanship, quick response, and extraordinary customer service. Give us a challenge; we'll meet it head-on.

Powell Building Group

300 Oldham Street, Nashville, TN 37213-1005
615.256.2200 voice ♦ 615.259.4411 fax ♦ www.powellbg.com

Nashville ♦ Johnson City ♦ Knoxville ♦ Beckley ♦ Charleston





**The Titans call only one
hospital to care for them
on and off the field.
You can too.**


Baptist
Sports Medicine

615-284-5001

or toll-free 800-826-9998, ext. 5001

www.baptisthospital.com



More athletes choose Baptist.



Official Health Care Providers of the NFL Tennessee Titans and the NHL Nashville Predators

All services provided in a non-discriminatory manner. Auxiliary aids and/or services are available where necessary with two weeks advance notice.

"He's Got Something"



He's Mike Keith and he's got complete coverage of the AFC Champions on Titans Radio.

Join Mike, Pat Ryan and Larry Stone all season as they follow the Titans on the Road to Tampa.

Because you never know when the next miracle will happen.



Titans Radio

www.titansradio.com



2000 TENNESSEE TITANS MEDIA GUIDE

 **HARRIS
PRESS**

**&
SEI**
SPORTS & ENTERTAINMENT GROUP

**PROUD TO BE ASSOCIATED WITH THE
TENNESSEE TITANS**

510 MAPLELEAF DRIVE - NASHVILLE, TENNESSEE 37210
615.889.8151 - 615.871.0776 FAX
harrispress@mindspring.com