TENNESSEE TITANS

2014 MEDIA GUIDE



TITAN UP

TITANS FINGERTIP INFORMATION

SAINT THOMAS SPORTS PARK
Tennessee Titans
460 Great Circle Rd.
Nashville, TN 37228
615-565-4000
(same for training camp)

TRAINING CAMP
- Saint Thomas Sports Park

LP FIELD/TICKET OPERATIONS
Tennessee Titans
One Titans Way
Nashville, TN 37213
615-565-4200 (Ticket Dept.)
615-565-4300 (LP Field Administration)
(69,149 capacity)

TITANS' OFFICIAL WEB SITE
www.TitansOnline.com

MOBILE APP
apps.yinzcam.com/nfl/ten

SOCIAL MEDIA
twitter.com/tennesseetitans
facebook.com/titans
instagram.com/tennesseetitans
plus.google.com/+Titans
foursquare.com/tennesseetitans

ONLINE MEDIA GUIDE
www.TitansOnline.com/mediaguide

TITANS COLORS
Titans Blue (Pantone 279), Titans Navy (282), Titans Red (186), Titans Silver (877 metallic)

DIVISION/CONF./LEAGUE TITLES
- Two AFL Championships (1960, 1961)
- One AFC Championship (1999)
- Four AFL Eastern Division Championships (1960, 1961, 1962, 1967)
- Two AFC South Division Championships (2002, 2008)
- Three AFC Central Division Championships (1991, 1993, 2000)
- Four AFL Championship Game Appearances (1960, 1961, 1962, 1967)
- Four AFC Championship Game Appearances (1978, 1979, 1999, 2002)
- One Super Bowl Appearance (XXXIV)
- 21 Playoff Appearances (1960, 1961, 1962, 1967, 1969, 1978, 1979, 1980, 1987, 1988, 1989, 1990, 1991, 1992, 1993, 1999, 2000, 2002, 2003, 2007, 2008)

FRANCHISE TIMELINE

1960–1996	Houston Oilers
1997	Team Relocates from Houston to Nashville
1997	Tennessee Oilers (Liberty Bowl, Memphis)
1998	Tennessee Oilers (Vanderbilt Stadium, Nashville)
1999-Present	Tennessee Titans (LP Field, Nashville)

TITANS/OILERS ALL-TIME RECORD

Regular Season:	**399-415-6**
Home:	230-178-2
Road:	169-237-4
As Titans:	132-108-0
As Oilers:	267-307-6
Postseason:	**14-19**
Home:	6-5
Road:	8-13
Super Bowl (XXXIV):	0-1

2014 TITANS SCHEDULE

PRESEASON

Day	Date	Opponent	Kickoff	TV
Sat.	Aug. 9	**GREEN BAY**	7 p.m.	WKRN
Fri.	Aug. 15	at New Orleans	7 p.m.	WKRN
Sat.	Aug. 23	at Atlanta	6 p.m.	WKRN
Thur.	Aug. 28	**MINNESOTA**	7 p.m.	WKRN

REGULAR SEASON

Day	Date	Opponent	Kickoff	TV
Sun.	Sept. 7	at Kansas City	Noon	CBS
Sun.	Sept. 14	**DALLAS**	Noon	FOX
Sun.	Sept. 21	at Cincinnati	Noon	CBS
Sun.	Sept. 28	at Indianapolis	Noon	CBS
Sun.	Oct. 5	**CLEVELAND**	Noon*	CBS
Sun.	Oct. 12	**JACKSONVILLE**	Noon*	CBS
Sun.	Oct. 19	at Washington	Noon*	CBS
Sun.	Oct. 26	**HOUSTON**	Noon*	CBS
Sun.	Nov. 2	BYE		
Sun.	Nov. 9	at Baltimore	Noon*	CBS
Mon.	Nov. 17	**PITTSBURGH**	7:30 p.m.	ESPN
Sun.	Nov. 23	at Philadelphia	Noon*	CBS
Sun.	Nov. 30	at Houston	Noon*	CBS
Sun.	Dec. 7	**N.Y. GIANTS**	Noon*	FOX
Sun.	Dec. 14	**N.Y. JETS**	3:05 p.m.*	CBS
Thur.	Dec. 18	at Jacksonville	7:25 p.m.	NFLN
Sun.	Dec. 28	**INDIANAPOLIS**	Noon*	CBS

All kickoff times Central
* Times subject to change

FRANCHISE RECORD HOLDERS/CAREER

Rushing Yards	Eddie George (1996-03)	10,009
Passing Yards	Warren Moon (1984-1993)	33,685
Receiving Yards	Ernest Givins (1986-1994)	7,935
Receptions	Ernest Givins (1986-1994)	542
Interceptions	Jim Norton (1960-1968)	45
Sacks	Elvin Bethea (1968-83)	105
Field Goals	Al Del Greco (1991-2000)	246
Points	Al Del Greco (1991-2000)	1,060
Touchdowns	Eddie George (1996-2003)	74
Wins (Coach)	Jeff Fisher (1994-2010)	147
Wins (QB)	Steve McNair (1995-2005)	81

FRANCHISE RECORD HOLDERS/SEASON

Rushing Yards	Chris Johnson (2009)	2,006
Passing Yards	Warren Moon (1991)	4,690
Receiving Yards	Charles Hennigan (1961)	1,746
Receptions	Charles Hennigan (1964)	101
Interceptions	Fred Glick (1963)	12
	Mike Reinfeldt (1979)	12
Sacks	Elvin Bethea (1973)	17
Field Goals	Al Del Greco (1998)	36
Points	Al Del Greco (1998)	136
Touchdowns	Earl Campbell (1979)	19

FROM THE SPORTS LIBRARY OF
RETROSEASONS.com

More publications available at:

www.retroseasons.com/library/

TITANS STAFF DIRECTORY

Executives
Susie Adams Smith . . Co-Chairman
Amy Adams Hunt . . . . Co-Chairman
Thomas Smith . . . . . President/CEO

Executives - Executive Vice Presidents
Don MacLachlan . . . . Executive Vice President of Administration and Facilities
Ruston Webster . . . . . Executive Vice President/ General Manager

Executives - Senior Vice Presidents
Elza Bullock . . . . . Senior Vice President and General Counsel

Executives - Vice Presidents
Lake Dawson . . . . . Vice President of Player Personnel
Jenneen Kaufman . . . Vice President/CFO
Vin Marino . . . . . Vice President/Football Administration
Ralph Ockenfels . . . . Vice President of Marketing
Stuart Spears . . . . . Vice President of Business Operations and Sales

Coaching
Ken Whisenhunt . . . . Head Coach
Ray Horton . . . . . Defensive Coordinator
Jason Michael . . . . . Offensive Coordinator
Bob Bostad . . . . . Offensive Line
Steve Brown . . . . . Assistant Secondary
Louie Cioffi . . . . . Defensive Backs
Sylvester Croom . . . . Running Backs
Nick Eason . . . . . Assistant Defensive Line
Steve Hoffman . . . . . Assistant Special Teams
Shawn Jefferson . . . . Wide Receivers
Nate Kaczor . . . . . Special Teams
Cannon Matthews. . . . Defensive Quality Control
John McNulty . . . . . Quarterbacks
Mike Mularkey . . . . . Tight Ends
Kevin Patullo . . . . . Assistant Wide Receivers
Arthur Smith . . . . . Offensive Asst./Tight Ends
Giff Smith . . . . . Defensive Line
Lou Spanos . . . . . Linebackers
Luke Steckel . . . . . Offensive Assistant
Mike Sullivan . . . . . Assistant Offensive Line
Steve Watterson . . . . Strength & Conditioning
Jason Novak. . . . . Assistant to Strength & Conditioning Coach
Kristen Sheft. . . . . Administrative Assistant to the Head Coach

Football Operations - Player Personnel
Blake Beddingfield . . . Director of College Scouting
Dennis Polian . . . . . Assistant Director of Football Administration
Brian Gardner . . . . . Pro Scouting Coordinator
Wes Slay . . . . . Pro Scout
Phil Neri . . . . . College Scout
Tim Ruskell . . . . . College Scout
Jon Salge . . . . . College Scout
Richard Shelton . . . . . College Scout
Marv Sunderland . . . . College Scout
Brandon Taylor . . . . . College Scout
Mike Yowarsky . . . . . College Scout
Dale Thompson . . . . . Titans Combine Scout
Jessica McClanahan Scouting Administrative Assistant
Carly Mygrants . . . . . Executive Assistant to EVP & General Manager

Football Operations - Player Engagement
Tre Stallings . . . . . Director of Player Engagement

Football Operations - Equipment
Paul Noska . . . . . Equipment Manager
Joey Barranco . . . . . Assistant Equipment Manager
Matt Thompson . . . . . Equipment Assistant

Football Operations - Equipment
Anthony Pastrana . . . Video Director
Craig Patterson . . . . . Assistant Video Director

Football Operations - Medical Staff
Todd Toriscelli . . . . . Director of Sports Medicine
Don Moseley . . . . . Assistant Athletic Trainer
Casey Carter . . . . . Assistant Athletic Trainer
Jerome Reid . . . . . Assistant Athletic Trainer
Dr. Thomas Byrd . . . . Team Physician
Dr. Burton F. Elrod . . . Team Physician
Dr. Craig Rutland . . . . Team Physician
Dr. John Williams . . . . Team Physician

Administration - Security
Jim Arts . . . . . Director of Security

Administration - Finance/Human Resources
Shereme Siewnarine Accounting Manager
Gwen Hernandez . . . . Accounting Services
Shannon McPeters . . Payroll/Accounting Services
Ryan Thramer . . . . . Accounting / Legal Assistant
Alesia Schulz . . . . . Human Resources Coordinator

Administration - Business Operations/Sales
Brent Akers . . . . . Operations Manager

Administration - Marketing
Brad McClanahan . . . Director of Marketing

Administration - Media Relations
Robbie Bohren . . . . . Director of Media Relations
Dwight Spradlin . . . . . Assistant Director of Media Relations
Jared Puffer . . . . . Media Relations Assistant

Administration - Internet & Publications
Gary Glenn . . . . . Director of Internet Operations/Publications
Jeff Harding . . . . . Assistant Director of Internet Operations
Amie Wells . . . . . Communications Coordinator

Administration - Broadcasting
Mike Keith . . . . . Director of Broadcasting

Administration - Public Affairs & Community Relations
Kenneth S. Adams, IV Director of Public and Charitable Affairs
Tina Tuggle. . . . . Director of Community Relations
Lynne McCracken . . . Community Relations Coordinator
Joshua Love . . . . . Community Relations Assistant

Administration - Information Technology
Russ Hudson . . . . . Director of Information Systems
Craig Pelat . . . . . Assistant Director of Information Systems

Administration - Tickets
Marty Collins . . . . . Senior Director of Ticketing
Tim Zenner . . . . . Director of Ticket Operations
Josh Ward . . . . . Ticket Sales Manager
Anthony Hall . . . . . Club Member Manager
Stephanie Atkins . . . . Manager of Ticket Operations
Calli Johnson . . . . . Coordinator of Ticket Operations
Wade Longmire . . . . . Account Executive
Michael McLendon . . . Account Executive
Matt Owens . . . . . Account Executive
Skye Tilson . . . . . Account Executive
Cooper Torrez . . . . . Account Executive
Bill Wainwright . . . . . Director of Suite Sales and Services

Administration - Cheerleading & Mascot
Stacie Kinder . . . . . Director of Cheerleaders
Pete Nelson . . . . . Mascot Coordinator

Administration - Legal & Executive Staff
Blu Whipple . . . . . Assistant General Counsel
Jorene Martin . . . . . Assistant to Senior VP and General Counsel
Cindy Zermeno . . . . . Assistant to Assistant General Counsel
Cynthia Randolph. . . . Executive Assistant to the President/CEO
Brenda Saradjian . . . . Senior Executive Assistant

LP Field & Saint Thomas Sports Park Management
Walter Overton . . . . . General Manager/LP Field
Dempsey Henderson Facilities Manager
Tracy Holliday . . . . . Event and Customer Relations Coordinator
Brian Seeliger . . . . . Event Game Day Producer
Terry Porch . . . . . Head Groundskeeper
Michael Henry. . . . . Groundskeeper
George Sargent . . . . . Engineering Manager
James Bohling . . . . . Operations Technician
Jose Medrano . . . . . Maintenance Technician
Jose Reyes . . . . . Maintenance Technician
Derek Amelunke . . . . Audio/Visual Technician
Lorena Batts . . . . . Operations Assistant

TITANS EXECUTIVES

DON MacLACHLAN
Executive Vice President of Administration and Facilities

Don MacLachlan is in his 24th season with the Titans and his 17th as Executive Vice President in 2014. He is responsible for nearly all of the non-football operations with the organization, including marketing, corporate sales, ticketing, community relations and broadcasting. He is also president of Tennessee Titans Entertainment, Inc. and oversees LP Field and Saint Thomas Sports Park.

He plays an integral role in securing team sponsorships and corporate relationships, while interfacing with the Titans' radio and broadcasting partners. MacLachlan's efforts have created an excitement surrounding the team, built a fun and festive experience for fans at home games, and linked the organization with the greater Nashville community and the entire Mid-South region on a number of different levels.

In 2012, he was instrumental in coordinating the $26 million in upgrades for LP Field, including new video boards, ribbon boards, sound system, elevators for the upper deck and new fan gathering areas.

MacLachlan's labors helped launch a successful campaign in 1999 that increased the team's recognition throughout the region. Under his leadership, the club has sold out a franchise-record 154 consecutive home games (through 2013). For the 15th consecutive season in 2013, the team drew over 500,000 fans, a mark that was never touched for the franchise's first 39 years. The team's radio network is comprised of over 50 stations in the Mid-South and ranks as one of the largest in the league. In addition, MacLachlan helped oversee the club's move to Nashville in 1997.

The Detroit, Mich., native started his tenure with the Houston Oilers in March 1991, as Vice President of Marketing and Broadcasting. He was elevated to Senior Vice President in 1994 and was promoted to Executive Vice President of Marketing, Broadcasting and Ticketing in 1997. MacLachlan oversaw marketing, media, community relations and the ticket office while in Houston. He also served as the liaison between both the radio and television rights-holders. MacLachlan administered off the field operations in both Memphis and Nashville during the club's first season in Tennessee in 1997.

MacLachlan began his career in 1978 in the athletic department at Northwestern University, where he worked for 13 years. He first served as both Assistant Sports Information Director and Golf Coach. In 1981, MacLachlan was named Athletic Ticket Manager, and he was promoted to Assistant Athletic Director in 1985. MacLachlan was promoted to Associate Athletic Director in 1988 and remained in that role until joining the Oilers.

MacLachlan currently serves on the board for the Music City Bowl, Nashville Community Foundation, Nashville Convention and Visitors Bureau, Pencil Foundation and the Tennessee Sports Hall of Fame.

A 1978 graduate of the University of Michigan, Don and his wife Kathy are parents of two grown daughters: Shannon and Kelly.

RUSTON WEBSTER
Executive Vice President/General Manager

Ruston Webster is in his third season as general manager after being elevated to the role on Jan. 18, 2012. The previous two seasons he served as the team's vice president of player personnel.

This past offseason saw noteworthy changes in the organization. Webster's leadership was significant in spearheading a coaching search that led to the hiring of Ken Whisenhunt. A number of key veterans were added to the roster through free agency, including RB Dexter McCluster, LB Wesley Woodyard, LB Shaun Phillips and T Michael Oher; and the draft brought building block players like T Taylor Lewan and RB Bishop Sankey.

The 2013 offseason he oversaw a free agency period that brought veteran talent and leadership to an already talented, but young roster. A total of 17 free agents were added to the roster to boost competition and add to the depth of the roster, including G Andy Levitre, RB Shonn Greene, DT Sammie Hill, TE Delanie Walker, QB Ryan Fitzpatrick, S Bernard Pollard, S George Wilson, DL Ropati Pitoitua and LB Moise Fokou. Each of these veteran players played significant roles for the 2013 team. In the draft he continued to reshape the roster as the offensive line was bolstered with Chance Warmack and Brian Schwenke and the team also added playmaker WR Justin Hunter.

In his first offseason as general manager, Webster addressed several areas of the team through free agency, the NFL Draft and building continuity with long-term deals for core players. During the free agency period, the team added seven-time Pro Bowl G Steve Hutchinson and DE/LB Kamerion Wimbley. Speed and athleticism were added to the roster with the first-round selection of WR Kendall Wright and throughout the remainder of the draft. Prior to free agency opening in March, TE Craig Stevens signed a long-term deal and over the summer S Michael Griffin and CB Jason McCourty also signed extensions.

Prior to his arrival in Tennessee in 2010, Webster gained 22 years of personnel experience split between the Seattle Seahawks and the Tampa Bay Buccaneers. In his four years in Seattle, Webster was the vice president of player personnel and oversaw the day-to-day management of the pro personnel and college scouting departments. Upon the departure of Tim Ruskell in December 2009, Webster was named interim general manager until John Schneider was hired to fill that role in January 2010.

Webster spent 18 years with Tampa Bay in a variety of roles, including the director of player personnel (2005), director of college scouting (2001-04), director of pro personnel (1989-91) and regional college scout (1988, Northeast; 1992, South; 1993, Midwest; 1995-2000, Southwest). He was a part of the front office staff that helped build the Super Bowl XXXVII Champion Buccaneers in 2002.

Webster started his career as a college coach with stops as a graduate assistant at Southwestern Louisiana (1985), Alabama (1986) and Tulsa (1987).

A native of Madison, Miss., Webster earned his college degree at the University of Mississippi. He and his wife, Gayle, have a daughter, Hannah, and two sons, Jacob and Drew.

Ruston Webster's Background:

2012-14: Tennessee Titans - General Manager
2010-11: Tennessee Titans - Vice President of Player Personnel
2006-09: Seattle Seahawks - Vice President of Player Personnel
2005: Tampa Bay Buccaneers - Director of Player Personnel
2001-04: Tampa Bay Buccaneers - Director of College Scouting
1992-00: Tampa Bay Buccaneers - Regional Scout
1989-91: Tampa Bay Buccaneers - Director of Pro Personnel
1988: Tampa Bay Buccaneers - Regional Scout
1987: Tulsa - Graduate Assistant/Tight Ends Coach
1986: Alabama - Graduate Assistant
1985: SW Louisiana - Graduate Assistant

ELZA BULLOCK
Senior Vice President and General Counsel

Elza Bullock is in his 16th season with the Titans and his fourth as Senior Vice President and General Counsel.

Bullock spent the previous six years (2005-10) as Vice President/Assistant General Counsel.

He handles a variety of legal duties for the Titans and the related football companies, including involvement in negotiation and preparation of stadium, promotional and corporate agreements, employment matters and management of litigation. He also serves as General Counsel for KSA Industries, Inc., the private holding company of the Titans' ownership group.

Prior to joining the Titans, Bullock was in private practice in Houston working in a wide variety of legal areas, including corporate securities, municipal bonds, corporate transactions and litigation.

He served as outside counsel for the Houston Oilers and was actively involved in negotiations to move the franchise to Tennessee.

Bullock is a member of the State Bar of Texas, the Houston Bar Association and is licensed to practice law in the State of Texas, the United States District Court for the Southern District of Texas, the United States Court of Appeals for the Fifth Circuit, the United States Court of Appeals for the Sixth Circuit and the United States Tax Court. He is also a Certified Public Accountant licensed in Texas.

A Houston native, Bullock received his B.B.A., with honors, from the University of Texas at Austin. He received his law degree, with honors, from the University of Houston where he was a member of the Houston Law Review and the Order of the Barons.

LAKE DAWSON
Vice President of Player Personnel

Lake Dawson is entering his eighth season with the Titans and third as VP of Player Personnel in 2014. He has 20 years of NFL experience as a player and executive.

Dawson works alongside general manager Ruston Webster by managing day-to-day football operations with a primary focus on player personnel. He is responsible for overseeing both the pro personnel and college scouting departments.

A highly-respected talent evaluator, Dawson assists general manager Ruston Webster and head coach Ken Whisenhunt with the team's daily roster moves and all transactions via free agency and the annual NFL Draft. In his role, he manages draft meetings, assists with all draft selections and oversees off-season pro personnel free agent visits or acquisitions. He scouts all levels of professional football, including the NFL, CFL and Arena Football League. In addition to his various football operations responsibilities, he assists with contract negotiations. In 2013, he was selected to participate in the prestigious NFL's Career Development Symposium at the Wharton School of Business in Philadelphia.

Dawson joined the Titans in 2007 as Director of Pro Personnel and was promoted in 2011 to VP of Football Operations. He came to the Titans' organization with 12 years of NFL experience. While with the Seattle Seahawks, Dawson was an instrumental member of the personnel department, as the organization won the NFC West Divisional Championship in three consecutive seasons and earned a Super Bowl appearance in 2005. In Seattle, Dawson last held the title of Assistant Director of Pro Personnel and he originally joined the Seahawks as a Pro Personnel Assistant in 2001.

Dawson was an NFL wide receiver and a third-round selection by the Kansas City Chiefs in 1994. He also spent time on the Indianapolis Colts' roster before retiring due to injuries, ending his six-year NFL career. He is a graduate from the University of Notre Dame, where he played football for four years. He is working towards a Master's degree in business.

Dawson and his wife, Lori, have three children: Bella, Myles and Leila.

Lake Dawson's Background:

2012-14: Tennessee Titans – VP of Player Personnel
2011: Tennessee Titans – VP/Football Operations
2007-10: Tennessee Titans – Director of Pro Scouting
2005-06: Seattle Seahawks – Asst. Director of Pro Personnel
2001–04: Seattle Seahawks – Pro Personnel Assistant

JENNEEN KAUFMAN
Vice President/Chief Financial Officer

Jenneen Kaufman is in her 18th season and her sixth as Vice President/CFO for the Titans in 2014. Kaufman spent her first 11 seasons as the team's controller before being promoted to Vice President/Controller in 2008.

Kaufman is responsible for financial reporting, budgeting and the Collective Bargaining Agreement audit for the franchise. She also oversees the accounting of ticket and suite sales, sponsorships and broadcast revenues, player and staff payroll, while assisting with special projects. In addition, she oversees the accounting for LP Field, including concerts, TSU football games, the Music City Bowl and other events; and has served as human resources liaison for all Titans employees in Nashville.

In 2008, Titans owner K.S. "Bud" Adams, Jr. selected Kaufman to attend the NFL's Stanford Program for Managers, which included a wide range of educational programs designed for league executives.

Before joining the Titans, Kaufman was Vice President of Finance and Human Resources for the American Cancer Society from 1995-97. She previously worked for Arthur Andersen LLP (1992-95) as an audit division senior accountant.

A native of Knoxville, Tenn., Kaufman graduated summa cum laude with a B.S. in Business Administration from the University of Tennessee. She earned her CPA certification in 1994 and is a member of the Tennessee Society of CPA's, serving as the chair of the Sports and Entertainment Conference Committee.

For the past 12 years, Kaufman has participated in the Tennessee Society of CPA's Accounting Academy, promoting accounting to high school students throughout Tennessee. Kaufman is featured in an award-winning video produced by the American Institute of Certified Public Accountants. The video is played for high school and college students across the country seeking to get into the accounting field.

In 2011, she was named one of Nashville's "Most Powerful Women" by the Nashville Post and subsequently honored during a luncheon by Nashville's premier business publication.

An active member of the Nashville community, Kaufman serves on the United Way Board and the Downtown Partnership Board. She also volunteers at her church and speaks at various financial seminars in Nashville.

She and her daughter, Maggie, reside in Nashville, Tenn.

VINCENT MARINO
Vice President/Football Administration

Vincent Marino is in his eighth season with the Titans and fourth as the Vice President/Football Administration in 2014. He originally joined the organization in 2007 as the Senior Director of Football Administration after spending 18 years in the NFL offices in New York. Marino's primary responsibilities include the management of the Titans' salary cap and player contract negotiations. He interacts closely with Titans GM Ruston Webster on numerous football-related issues. Marino also serves as the Titans liaison with the NFL office regarding labor and contract issues as well as player personnel matters.

During his time with the NFL's Management Council, Marino spent eight years in the Player Personnel Department (Analyst, 1990-95; Manager/Player Personnel, 1995-98) and eight years in Labor Operations (Sr. Manager of Labor Operations, 1998-03), the last three as the Director of Labor Operations (2003-06). Marino gained expertise in various capacities and his experience includes: being a primary club contact for player contract valuations, enforcing the rules of the CBA (collective bargaining agreement), salary cap regulation and participating in a strategic group related to forming the last CBA between the league and the players.

Additionally, he has assisted the league in Super Bowl game operations and has served as a replay communicator at numerous games during his tenure. He originally joined the NFL as an assistant in the Public Relations department, where he spent two years.

Born and raised in the Bronx, N.Y., Marino graduated from Bronx High School of Science and went on to earn summa cum laude honors from Fordham University. While at Fordham, he earned a communications degree and is a member of Phi Beta Kappa.

Marino has completed six marathons, including four New York City Marathons. Marino and his wife, Nikoleta, have two children: Nikolas and Alexander. They reside in Brentwood, Tenn.

RALPH OCKENFELS
Vice President of Marketing

Ralph Ockenfels is in his 17th season with the Titans, ninth as Vice President of Marketing and 24th overall in the National Football League in 2014.

Ockenfels is responsible for developing corporate sponsorship packages, retail promotions, gameday presentations and enhancements for Titans games. He was responsible for introducing the "12th Titan" campaign in 2010, as a way to incorporate and celebrate the role of the fans in the gameday experience. In 2013, he directed the Titans 15-Year Campaign by coordinating a number of elements that helped celebrate the team's 15th season as "Titans."

In 2006, Ockenfels was the point person for negotiating a 10-year naming rights deal with LP Building Products that resulted in the LP Field name and various marketing offshoots between the Titans and LP.

Ockenfels also helped launch the Titans' syndicated feature television show, "Titans All Access," which enters its 12th season in 2014 and brings Titans programming into multiple television markets throughout the Mid-South region.

During the 2000 season, The Sporting News selected the Tennessee Titans' gameday atmosphere the best in the NFL. Ockenfels has worked with a variety of national programs and personalities to create fun and interesting elements for fans at LP Field, including Jeopardy, Family Feud, Who Wants to Be a Millionaire, Wheel of Fortune, The Rock, Frank Caliendo and Budweiser's "Real Men of Genius."

Prior to joining the Titans, Ockenfels was the Assistant Director of Marketing for the Green Bay Packers from 1992-98 after joining the team as an intern in 1991. Ockenfels served on the advance team for the Packers in Super Bowls XXXI and XXXII and Super Bowl XXXIV for the Titans.

A native of Iowa City, Iowa, Ockenfels earned his B.A. from the University of Northern Iowa and M.S. from Western Illinois University.

He and his wife, Jannette, reside in Franklin, Tenn.

STUART SPEARS
Vice President of Business Operations and Sales

Stuart Spears is in his 28th season with the organization and his sixth as Vice President of Business Operations and Sales in 2014.

Spears' primary responsibilities include the administration of the club's sales and advertising efforts and the coordination of all team travel and training camp activities.

Spears began his tenure with the Oilers in 1987 in the ticket office. He worked in the ticket department for five years, finishing as the club's Assistant Director of Ticket Administration and Services until 1992, when he assumed the duties of Marketing and Broadcasting Assistant. He was promoted to Sales and Promotions Coordinator in 1995, to Director of Sales and Operations in 1998, to Senior Director of Sales and Operations in 2006 and to Vice President of Business Operations and Sales in 2010.

Playing a role in preparing for the team's relocation to Tennessee, Spears was actively involved in the promotion of luxury suite and personal seat license sales. He also worked on a wide range of operational and political activities. He moved to Tennessee in December of 1995 in order to prepare for the team's arrival in 1997.

A native of Wilmington, Del., Spears is a graduate of Baylor University with a B.A. degree in Journalism and Marketing. He and his wife Joyce reside in Franklin, Tenn. They have two sons -- Wesley and Dustin.

COACHING STAFF

KEN WHISENHUNT
Head Coach

Ken Whisenhunt enters his first season with the Titans after becoming the 17th head coach in franchise history on Jan. 14, 2014.

Whisenhunt has 17 seasons of NFL coaching experience, including six years (2007-12) as head coach of the Arizona Cardinals. As head coach for the Cardinals, he won a franchise-record 49 games, including an appearance in Super Bowl XLIII after a team-record 12-win season in 2008. Last year, as offensive coordinator for San Diego, he led the Chargers offense to the fifth most yards in the NFL and the league's top ranking in third-down offense. Quarterback Philip Rivers earned a Pro Bowl invitation and matched the highest passer rating of his career (105.5), which was the fourth highest rating for an NFL quarterback in 2013. For his work with the Chargers, he was named NFL Assistant Coach of the Year by the Pro Football Writers of America.

Through the years, Whisenhunt has been associated with prolific offenses, top-flight quarterbacks and winning cultures. In his years as an offensive coordinator or head coach, he has coached two different quarterbacks to Super Bowl berths (Ben Roethlisberger and Kurt Warner) and two signal callers to Pro Bowl selections (Warner and Rivers). Additionally, those teams combined to reach the playoffs in five of his 10 seasons as offensive coordinator or head coach, including one Super Bowl win (XL) with Pittsburgh and one Super Bowl loss (XLIII) with Arizona.

Whisenhunt earned his first head coaching job in 2007 with the Arizona Cardinals, a job he would hold for six seasons. After joining a franchise that had experienced losing seasons in 20 of the previous 22 seasons, he would produce four seasons at .500 or better. His ability to change the culture yielded early results as the team went 8-8 in his first season and laid the foundation for what was to come. In his second season (2008) at the helm, the Cardinals captured the NFC West title, an NFC Championship and the franchise's first-ever trip to a Super Bowl. Year three (2009) produced another NFC West title, the franchise's first back-to-back titles since 1974-75, with a 10-6 record.

Upon his arrival in the desert, Whisenhunt inherited quarterback Kurt Warner and guided him to some of the best years of his career. In three years together, Warner passed for 11,753 yards and 83 touchdowns, and earned his first Pro Bowl appearance in seven years, along with setting the team record for points scored in 2008 (427). The 2008 team fielded the fourth best offense in the NFL, and its 188 postseason points were the third-highest in postseason history on its way to the Super Bowl. His 2009 team led the NFL in red zone scoring (70.4%) as well as red zone touchdown efficiency (65.1%). Wide receiver Larry Fitzgerald earned Pro Bowl selections in each of the six seasons Whisenhunt was in Arizona. Warner and wide receiver Anquan Boldin each earned Pro Bowl nods following the 2008 season. For his career at Arizona, Whisenhunt posted a 49-53 record, which included a 4-2 postseason mark.

Before his hiring in Arizona, Whisenhunt spent six seasons (2001-06) with the Pittsburgh Steelers, the first three as tight ends coach and the final three as offensive coordinator. In each of his years as the Steelers offensive coordinator the team ranked in the top 10 in rushing offense, including placing second in 2004, when the team won 13 games and averaged 154 rushing yards per game with rookie quarterback Ben Roethlisberger, who earned NFL Offensive Rookie of the Year honors. In his second season leading the offense, the Steelers won Super Bowl XL 21-10 against the Seattle Seahawks and Big Ben became the youngest quarterback to win a Super Bowl. As Roethlisberger progressed, the Steelers fielded the seventh best offense in 2006 and the ninth-best passing offense. In two of Whisenhunt's three years at the offensive controls, the Steelers ranked sixth in the NFL in third down offense.

Whisenhunt entered the NFL coaching ranks in 1997 as the tight ends coach for the Baltimore Ravens. He stayed in Baltimore for two seasons before spending one season (1999) with the Cleveland Browns as special teams coach and one year (2000) with the New York Jets as tight ends coach. He began his coaching career as the special teams/tight ends coach at Vanderbilt in 1995 and 1996.

Whisenhunt played tight end as a walk-on at Georgia Tech from 1980-84. He was named All-ACC as a senior and earned a civil engineering degree. In 1985, the Atlanta Falcons drafted him in 12th round, and he played nine seasons in the NFL, including four with the Falcons (1985-88), two with the Washington Redskins (1989-90) and three with the New York Jets (1991-93). He played in 74 games during his career and caught 62 passes for 601 yards and six touchdowns.

An avid and accomplished golfer, Whisenhunt has been a scratch player. At the conclusion of his NFL career, he spent the following year working on his golf game, including an appearance in the 1994 U.S. Mid-Amateur at Hazeltine. His career-best score is a 65, and he has recorded two holes in one during his golfing career. As a high school student, he worked the famous manual scoreboard at the 18th hole at Augusta National and since has had the privilege of playing the course several times, including an even-par 72 in 2008, which included an eagle 2 on the 11th hole.

A native of Augusta, Ga., Whisenhunt (age 51) and his wife, Alice, have two grown children – son, Kenneth, and daughter, Mary Ashley.

Ken Whisenhunt's Coaching Experience:

2014: Head Coach, Tennessee Titans
2013: Offensive Coordinator, San Diego Chargers
2007-12: Head Coach, Arizona Cardinals
2004-06: Offensive Coordinator, Pittsburgh Steelers
2001-03: Tight Ends, Pittsburgh Steelers
2000: Tight Ends, New York Jets
1999: Special Teams, Cleveland Browns
1997-98: Tight Ends, Baltimore Ravens
1995-96: Special Teams & Tight Ends, Vanderbilt

Ken Whisenhunt's Playing Experience:

1991-93: Tight End, New York Jets
1989-90: Tight End, Washington Redskins
1985-88: Tight End, Atlanta Falcons
1980-84: Tight End/H-Back, Georgia Tech

WHISENHUNT'S HEAD COACHING RECORD

Regular Season

Year	Team	W	L	Pct.	Notes
2007	Arizona	8	8	.500	Best record for Cardinals in 10 years
2008	Arizona	9	7	.563	NFC West Champions, NFC Champions
2009	Arizona	10	6	.625	NFC West Champions
2010	Arizona	5	11	.313	
2011	Arizona	8	8	.500	
2012	Arizona	5	11	.313	
Totals		**45**	**51**	**.469**	

Postseason

Year	Team	W	L	Pct.	Notes
2008	Arizona	3	1	.750	NFC Champions, Super Bowl XLII
2009	Arizona	1	1	.500	
Totals		**4**	**2**	**.667**	
Overall Totals		**49**	**53**	**.480**	

RAY HORTON
Defensive Coordinator

Ray Horton enters his 21st season in the NFL, his fourth as a defensive coordinator and first with the Titans. As a player and a coach, he has participated in a total of five Super Bowls during his NFL career. A disciple of legendary coordinator Dick LeBeau, Horton has either played for (six seasons) or coached with (12 seasons) LeBeau for 18 seasons.

He joins the Titans after spending the 2013 season with the Cleveland Browns as defensive coordinator. In his one season with the Browns, Horton transformed the defense into the ninth best in the NFL, raising it 14 spots above the previous season. Cleveland also ranked third in the NFL in fewest yards per opponent pass attempts (6.15) and ninth in pass yards allowed. Cornerback Joe Haden and safety T.J. Ward both earned their first Pro Bowl appearances as well.

For the previous two seasons (2011-12), Horton served as the defensive coordinator for the Arizona Cardinals, under Titans head coach Ken Whisenhunt. Horton's presence brought immediate change to the defense in 2011, with the Cardinals defense allowing only 34 total touchdowns, their fewest since 1994. Over the course of two years, Horton guided the unit to signification improvement, taking the defense from a rank of 29th in 2010 to 18th in 2011 and 12th in 2012. Even more impressive, his defense was the NFL's best in third-down defense in 2011 and ranked second in 2012. His 2012 unit also led the NFL in passer rating defense (71.2), ranked second in interceptions (22), third in red-zone defense (44.4%), fifth in takeaways (33) and fifth in passing yards allowed (200.8 yards/game). Cornerback Patrick Peterson earned his first Pro Bowl selection in 2012, ranking fourth in the NFL with seven interceptions and leading the league with five fumble recoveries.

Prior to joining the Arizona staff, Horton spent seven seasons (2004-10) as the defensive backs/assistant defensive backs coach for the Pittsburgh Steelers. Notably, the Steelers defense ranked in the top 10 in the NFL in total defense each year he was there, including three number one rankings. He helped develop safety Troy Polamalu during his time and saw him earn six Pro Bowl (2005-10) invites, named first-team All-Pro three times (2005, 2008, 2010) and earn AP Defensive Player of the Year honors in 2010. Throughout the course of his time with the Steelers, Horton coached in three Super Bowls – winning Super Bowls XL and XLIII and losing Super Bowl XLV.

Horton began his coaching career as a defensive assistant for the Washington Redskins from 1994-96. Following his debut, Horton spent five seasons (1997-2001) coaching the secondary with the Cincinnati Bengals and two campaigns (2002-03) as secondary coach with the Detroit Lions.

Prior to coaching, Horton was a second-round selection (53rd overall) by the Bengals in the 1983 NFL Draft. As a safety, Horton played in 147 games, including 99 starts during his 10-year NFL career split between the Bengals (1983-88) and Dallas Cowboys (1989-92). He retired with 19 interceptions, 11 fumble recoveries, five forced fumbles, five defensive touchdowns, and two Super Bowl appearances. Horton played Super Bowl XXIII with Cincinnati and won Super Bowl XXVII with Dallas.

A native of Tacoma, Wash., Horton was a three-year letterman at the University of Washington, earning All-Pac 10 honors and playing in two Rose Bowls.

Horton has a private pilot license and enjoys flying in his free time. He and his wife, Karena, have three daughters - Taylor, Camrin and Mikail - and a son, Jarren.

Ray Horton Coaching Ledger:

2014:	Defensive Coordinator, Tennessee Titans
2013:	Defensive Coordinator, Cleveland Browns
2011-12:	Defensive Coordinator, Arizona Cardinals
2007-10:	Defensive Backs Coach, Pittsburgh Steelers
2004-06:	Assistant Defensive Backs Coach, Pittsburgh Steelers
2002-03:	Secondary Coach, Detroit Lions
2001:	Safeties Coach, Cincinnati Bengals
1997-00	Defensive Backs Coach: Cincinnati Bengals
1995-96:	Assistant Defensive Backs Coach, Washington Redskins
1994:	Defensive Assistant Coach, Washington Redskins

JASON MICHAEL
Offensive Coordinator

Jason Michael enters his ninth season in the NFL, his first season with the Titans and first as an offensive coordinator. He joins the Titans coaching staff following three seasons (2011-2013) as the tight ends coach for the San Diego Chargers.

In his final year with the Chargers, Michael worked under the direction of current Titans head coach Ken Whisenhunt, then the offensive coordinator for the Chargers. Through his work with tight end Antonio Gates, who led the Chargers in receptions (77) in 2013, and with tight end Ladarius Green, who posted 22.1-yards per catch, Michael helped the Chargers offense rank fifth in the league. In his three years working with the tight ends in San Diego, he guided Gates to the fourth most receptions (190) among NFL tight ends over that three-year timespan, while totaling 2,188 yards and 18 touchdowns.

In 2011, his first year with the Chargers, he delved into an offensive system that would rank sixth in the league, and Gates led the team with 64 catches.

Prior to joining the Chargers, he spent two seasons (2009 & 2010) with the San Francisco 49ers as an offensive assistant and then quarterbacks coach. In 2010, his trio of quarterbacks passed for more than 3,600 yards and 19 touchdowns combined.

Michael began his coaching career at the University of Tennessee in 2003, where he worked as a graduate assistant with the secondary and special teams for two seasons. His NFL debut came with the Oakland Raiders in 2005 as a quality control coach. He spent the following season as the offensive quality control coach for the New York Jets in 2006 and assisted coaching the quarterbacks in Chad Pennington's Comeback Player of the Year season. He was promoted to tight ends coach in 2007 with the Jets before returning to the University of Tennessee as the tight ends coach in Phillip Fulmer's final season in 2008.

As a college player, Michael was a two-time captain, who as a senior quarterbacked Western Kentucky to the 2002 NCAA I-AA championship; and was named the school's Male Athlete of the Year. Graduating with a degree in civil engineering technology, Michael was named a I-AA Athletic Directors Academic All-Star and a second-team Verizon Academic All-District IV honoree.

A native of Louisa, Ky., Michael and his wife, Jamie, originally from Knoxville, have one son, Wyatt.

Jason Michael Coaching Ledger:

2014:	Offensive Coordinator, Tennessee Titans
2011-13:	Tight Ends, San Diego Chargers
2010:	Quarterbacks, San Francisco 49ers
2009-10:	Offensive Assistant, San Francisco 49ers
2008:	Tight Ends, University of Tennessee
2007:	Tight Ends, New York Jets
2006:	Quality Control, Quarterbacks, New York Jets
2005:	Quality Control, Oakland Raiders
2003-04:	Graduate Assistant, University of Tennessee

STEVE WATTERSON
Strength & Conditioning



One of the top strength and rehabilitation experts in the NFL, Steve Watterson is in his 29th season as the Titans' strength and conditioning coach. He stands as the longest tenured active coach with one team currently in the NFL.

Qualities of a Titans team include strength, physicality and conditioning. Watterson has been entrusted with instilling many of these attributes.

In 2010, Watterson earned his 'Art of Strength' Kettlebell Instructor Certification during the 'A.O.S' seminar held at Punch Gym in Franklin, Tenn. He became the first NFL Head Strength and Conditioning coach to complete the certification program and along with his assistant, Jason Novak, were the first tandem of 'A.O.S' certified instructors in professional sports. At the request of the Army's 5th Special Forces Group, Watterson has coached many of their instructors in kettlebell training techniques and team building activities.

In 2008, he was elected to the Alliance for Natural Health's Scientific Advisory Board. The Alliance for Natural Health USA (ANH-USA), which was formed in 1992, is part of an international organization dedicated to promoting sustainable health and freedom of choice in healthcare through good science and good law.

In 2002, Watterson was awarded the President's Award from the Professional Football Strength and Coaches Society for his contributions to the field of strength and conditioning. In 1999, he was appointed to the National Research Council for Health (NRCH) scientific advisory council. NRCH was formed in 1977 to expand the scientific foundation and understanding of natural health science.

In 1992, Watterson received one of the highest honors of his career when he was named Professional Strength and Conditioning Coach of the Year. Watterson has been instrumental in helping to develop and implement various strength and conditioning programs with the Titans and directs the club's successful offseason conditioning program. Watterson joined the Oilers in 1986 as strength and conditioning coordinator before becoming an assistant coach in those areas prior to the 1988 season.

Before joining the Oilers, Watterson spent two seasons (1984-85) as the assistant trainer for the Philadelphia Eagles. From 1979-80, he served as the head trainer at Tucson (Ariz.) High School before accepting a similar post at Amphitheater High School in Tucson (1980-84). Watterson's other activities have included serving as a trainer at the 1982 Olympic Development Camp and at the National Sports Festival in Colorado Springs in 1983. Following the 1990 season, Watterson received national attention when he personally supervised the rehabilitation of auto racing superstar A.J. Foyt. Foyt credits Watterson with his ability to come back from severe leg injuries to race in the 1991 Indianapolis 500.

Watterson has advised Olympic and World-Class athletes on proper nutritional supplementation. NASCAR teams, such as Richard Petty's, have called on Watterson to advise them on proper nutrition for improved performance. He also has advised NASCAR teams on training for proper biomechanics for their pit crews.

Watterson has patents pending on shoulder and leg rehabilitation devices and on a leg measuring device through his company, Kelsea Plus Corp. He received his bachelor's degree from Rhode Island and his master's degree from Arizona.

A native of Newport, R.I. (11/27/56), Watterson has three daughters, Kelsea, Bergen and Dottie, and three sons, Brock, Cole and Caden. Steve and his wife, Heidi, live in Hendersonville, Tenn.

Steve Watterson Coaching Ledger:

1986-14: Strength and Conditioning, Tennessee Titans/Houston Oilers
1984-85: Assistant Trainer, Philadelphia Eagles

BOB BOSTAD
Offensive Line

Bob Bostad joins the Titans for his third season of NFL coaching and his first in Tennessee, after spending two seasons (2012-13) with the Tampa Bay Buccaneers coaching the offensive line. He entered the NFL coaching ranks after 22 years of college coaching experience. His line philosophies and development of many collegiate-turned-professional players highlight his coaching resume.

In his first season (2012) with Tampa Bay, his offensive line only gave up 26 sacks, tying for third fewest in the league, and paved the way for rookie running back Doug Martin, who rushed for 1,454 yards and 11 touchdowns, ranking fifth in both categories. Martin earned Pro Bowl recognition for his season.

Prior to joining the Buccaneers, Bostad served for six years as run game coordinator at Wisconsin. In his first two seasons (2006-07) he coached tight ends, during which time he directed All-American tight end Travis Beckum, who set school records for a tight end for receptions (75) and yards (982). His stable of tight ends also included current NFL players, Garrett Graham (Houston) and Lance Kendricks (St. Louis). His final four years were spent managing the offensive line, at which time he tutored four first-team All-Americans – center Peter Konz and guard Kevin Zeitler in 2011 and tackle Gabe Carimi and guard John Moffit in 2010. Three of his players would develop into NFL first-round picks – Carimi, Zeitler and Travis Frederick. He directed one of the nation's best rushing attacks year after year, allowing the Badgers to total 3,000 rushing yards on their way to two Big Ten titles in his final two seasons and would lead the conference in rushing yards for five consecutive seasons. Running back Monte Ball rushed for 1,923 yards and set an NCAA record with 39 touchdowns during the 2011 campaign.

Bostad spent six seasons (1999-2005) with New Mexico as the offensive line coach before he joined the Badgers staff. During this time, he designed blocking schemes for the 2005 conference offensive player of the year, running back DonTrell Moore. For Moore's career, he posted four consecutive 1,000-yard rushing seasons. With the Lobos, Bostad developed four linemen who would be drafted in the NFL – Ryan Cook, Claude Terrell, Robert Turner and Terrance Pennington. Prior to this, he served as offensive line coach at San Jose State for two seasons (1997-98) and was elevated to co-offensive coordinator in his final season. Bostad's other experience includes stops at Cal State Northridge (1995-96) and the University of Minnesota (1992-94).

Bostad was a four-year starting linebacker for the University of Wisconsin – Stevens Point, where he launched his coaching career in 1990 as the offensive line coach.

A native of Wisconsin, Bostad and his wife, Cara, have four children – Rachel, Bryn, Annika and John.

Bob Bostad Coaching Ledger:

2014: Offensive Line, Tennessee Titans
2012-13: Offensive Line, Tampa Bay Buccaneers
2008-11: Run Game Coordinator/Offensive Line, Wisconsin
2006-07: Run Game Coordinator/Tight Ends Coach, Wisconsin
1999-05: Offensive Line, New Mexico
1998: Co-Offensive Coordinator/Offensive Line, San Jose State
1997: Offensive Line, San Jose State
1995-96: Offensive Line, California State University Northridge
1992-94: Graduate Assistant/Offensive Line, University of Minnesota
1990-91: Offensive Line, University of Wisconsin-Stevens Point

STEVE BROWN
Assistant Secondary

Steve Brown enters his third season as the Titans assistant secondary coach after rejoining the organization. He played his entire eight-year career as a cornerback for the Houston Oilers.

Last year, the Titans secondary led the NFL is fewest passing touchdowns allowed (15) and cornerback Alterraun Verner earned his first Pro Bowl selection, while posting a career-best five interceptions. Additionally, the Titans defense ranked 11th against the pass for the season.

In his first season with the Titans, the team ranked seventh in the NFL in interceptions, including 13 from the secondary. Safety Michael Griffin and cornerback Jason McCourty tied for the team lead with four interceptions each and McCourty's total was a career high.

Brown came to the Titans after nine years with the University of Kentucky, including five seasons as defensive coordinator. In 2011, he was the co-defensive coordinator/defensive backs coach for the Wildcats. Two players off the defense were drafted, which increased the total to 14 players who moved on to the NFL from Kentucky in his final five seasons. From 2007-10, Brown was the defensive coordinator at Kentucky. Under his guidance, the Wildcats showed marked improvement, participating in a bowl game each season and placing a player on the All-SEC defense each season. He originally joined the Kentucky staff in 2003, as the secondary coach, when Rich Brooks took over the program.

Prior to working at Kentucky, Brown spent six seasons (1995-00) with the St. Louis Rams and earned a Super Bowl Championship during the 1999 season. His final three seasons with the Rams were as secondary coach. He guided safety Todd Lyght to his first Pro Bowl selection in 1999. His entered the coaching ranks with the Rams as a defensive assistant in 1995 and was promoted to work with the cornerbacks from 1996-97.

Before joining the coaching ranks, Brown had an eight-year (1983-90) NFL career as a cornerback for the Houston Oilers. He played in a total of 119 games for the franchise and tallied 18 career interceptions. Brown earned Pro Football Weekly NFL All-Rookie honors in 1983. The Oilers drafted Brown in the third round of the 1983 NFL Draft from the University of Oregon, where he earned All-PAC 10 accolades as a senior. He was a member of Kappa Alpha Psi fraternity while at Oregon.

Brown and his wife, Michele, have two sons, Cole and Jared.

Steve Brown Coaching Ledger:

2012-14: Assistant Secondary, Tennessee Titans
2011: Co-Defensive Coordinator/Defensive Backs, University of Kentucky
2007-10: Defensive Coordinator, University of Kentucky
2003-06: Defensive Backs, University of Kentucky
1998-00: Secondary, St. Louis Rams
1996-97: Cornerbacks, St. Louis Rams
1995: Defensive Assistant, St. Louis Rams

LOUIE CIOFFI
Secondary

Louie Cioffi brings 19 years of coaching experience to the Titans staff in his first season in Tennessee.

Last year, Cioffi was the defensive backs coach for the Cleveland Browns. His secondary ranked eighth in the NFL in passing yards allowed and third in fewest yards per passing attempt (6.15). Cioffi guided cornerback Joe Haden and safety T.J. Ward to their first Pro Bowl selections.

Prior to his time with the Browns, Cioffi coached the defensive backs for the Arizona Cardinals, where he worked under Titans head coach Ken Whisenhunt. In 2012, Cioffi's unit helped the Arizona defense lead the NFL in passer rating defense (71.2) and interception percentage (4.4%). This same group also ranked second in interceptions (22), second in third-down efficiency (32.9%), fourth in takeaways (33), and fifth in passing yards allowed (200.8). Under Cioffi's tutelage, cornerback Patrick Peterson posted seven interceptions, which ranked fourth in the league, led the league with five fumble recoveries and earned his first Pro Bowl selection in 2012. Safety Adrian Wilson earned a Pro Bowl invite following the 2011 season.

Before the Cardinals, Cioffi spent 14 seasons with the Cincinnati Bengals. There, he coached six seasons (1997-2002) as a defensive assistant and eight years (2003-10) as assistant defensive backs coach. In his eight seasons with the defensive backs, the Bengals logged 150 interceptions, fifth most in the NFL during that time span. He joined the league in 1997 as the youngest (23) full-time assistant coach in the NFL at the time.

Cioffi began his coaching career in 1993 as a staff assistant with the New York Jets, where he remained for two seasons before coaching wide receivers for two seasons (1995-96) at C.W. Post University.

Raised in Queens, N.Y., Cioffi attended SUNY-Stony Brook. He and his wife, Cindy, have two daughters, Cecilia Elle and Corrine, and a son, Sigismondo Connor.

Louie Cioffi Coaching Ledger:

2014: Defensive Backs, Tennessee Titans
2013: Defensive Backs, Cleveland Browns
2011-12: Defensive Backs, Arizona Cardinals
2003-10: Assistant Defensive Backs, Cincinnati Bengals
1997-02: Defensive Assistant, Cincinnati Bengals
1995-96: Wide Receivers, C.W. Post University
1993-94: Staff Assistant, New York Jets

SYLVESTER CROOM
Running Backs

Sylvester Croom enters his second season with the Titans as running backs coach and 23rd as an NFL coach. He is no stranger to working with elite talent, coaching a who's who of running backs in his time in the NFL, including Chris Johnson, Maurice Jones-Drew, Steven Jackson, Ahman Green, Barry Sanders and Eric Dickerson. Last year, Croom guided Johnson to his sixth consecutive 1,000-yard season.

Croom joined the Titans after spending one season as the running backs coach for the Jacksonville Jaguars. Jones-Drew posted a 4.8-yards average per rush in his first six games, before missing the remainder of the season with a foot injury.

Croom spent three seasons (2009-11) with the St. Louis Rams. Jackson posted the fourth highest rushing total in the NFL over that three-year period, as he gained 3,802 yards and earned two Pro Bowl selections (2009 and 2010).

Prior to joining the Rams, Croom was the head coach at Mississippi State from 2004-08. He became the first African-American head football coach in SEC history. The high point of his tenure with the Bulldogs was the 2007 season, as the Bulldogs posted an 8-5 record and a Liberty Bowl victory. He earned SEC Coach of the Year honors by the Associated Press for his work in 2007. His overall record at Mississippi State was 21-38.

Before taking over Mississippi State, he was the running backs coach for the Green Bay Packers from 2001-03. Under Croom's guidance, Green posted three consecutive 1,200-yard seasons, including a team record and career-best 1,883 yards in 2003, and three Pro Bowl appearances.

Croom spent four seasons (1997-2000) as the offensive coordinator for the Detroit Lions. In his first season, Croom's offense ranked second in the NFL and Sanders became the third player in NFL history to surpass 2,000 yards rushing in a season. Wide receivers Herman Moore and Johnnie Morton each had 1,000-yard receiving seasons, and Moore's 104 receptions led the NFL in 1997. The Lions became the first team in NFL history to have teammates lead the league in rushing and receptions in the same season.

Croom also spent time as running backs coach for the San Diego Chargers (1992-96), Tampa Bay Buccaneers (1987-90) and Indianapolis Colts (1991). While with the Chargers, Natrone Means posted a then-team record 1,350 rushing yards and earned a Pro Bowl selection.

After playing offensive line during the 1975 season for the New Orleans Saints, Croom returned to his alma mater, the University of Alabama, as a graduate assistant for the 1976 season. He spent the next 10 years as an assistant coach for the Crimson Tide, coaching inside linebackers (1977-81, 1984-86) and outside linebackers (1982-83).

A native of Tuscaloosa, Ala., Croom was a three-year letterman at Alabama and was the starting center on the 1973 National Championship team. The "Sylvester Croom Commitment to Excellence Award" is given annually to an Alabama player at the end of spring practice.

Croom and his wife, Jerri, have one daughter, Jennifer.

Sylvester Croom Coaching Ledger:

2013-14:	Running Backs, Tennessee Titans
2012:	Running Backs, Jacksonville Jaguars
2009-11:	Running Backs, St. Louis Rams
2004-08:	Head Coach, Mississippi State
2001-03:	Running Backs, Green Bay Packers
1997-00:	Offensive Coordinator, Detroit Lions
1992-96:	Running Backs, San Diego Chargers
1991:	Running Backs, Indianapolis Colts
1987-90:	Running Backs, Tampa Bay Buccaneers
1984-86:	Inside Linebackers, University of Alabama
1982-83:	Outside Linebackers, University of Alabama
1977-81:	Inside Linebackers, University of Alabama
1976:	Graduate Assistant, University of Alabama

NICK EASON
Assistant Defensive Line

Nick Eason joins the Titans as assistant defensive line coach after assisting the defensive staff for the Cleveland Browns last season, where he worked with current Titans defensive coordinator Ray Horton. Eason brings 10 years and 117 games of experience as an NFL player to his new position.

Eason had a 10-year NFL career as a defensive lineman for the Browns, Pittsburgh Steelers and Arizona Cardinals. He finished his career playing two seasons (2011-12) for the Cardinals, where he appeared in 32 games and registered two sacks. Prior to his time with the Cardinals, Eason played four seasons (2007-10) with the Steelers. He appeared in 55 games, including the team's victory at Super Bowl XLIII and loss at Super Bowl XLV.

Originally a fourth-round selection by the Denver Broncos in the 2003 NFL Draft, he spent the season on injured reserve recovering from a training camp injury to his Achilles. The following season, Eason reemerged on the Broncos active roster before being waived and signed by the Browns, with whom he played for three seasons (2004-06).

A native of Lyons, Ga., Eason played college football at Clemson, where he was the first football player in school history to graduate with two years of eligibility remaining, earning his degree in Sociology in August 2001. In 2008, he earned his Master's in human resources. He played in 47 games with 35 starts for the Tigers and recorded 15 sacks and 30 tackles for loss. He earned first-team All-ACC honors as a senior defensive tackle.

Nick Eason Coaching Ledger:

2014:	Assistant Defensive Line, Tennessee Titans
2013:	Intern Coach, Cleveland Browns

STEVE HOFFMAN
Special Teams Assistant

Steve Hoffman enters his 25th season as an NFL coach and his second with the Titans.

In his first season working with the Titans special teams, Tennessee ranked eighth in kickoff return average (24.9) and third in the NFL in punt return defense (6.0). Punter Brett Kern posted the second-highest net average of his career (39.7), a career-high number of punts placed inside the 20 (32) and a career-low number of touchbacks (2).

Hoffman joined the Titans after spending one season as the special teams coordinator for the Oakland Raiders in 2012. In his one season with the Raiders, kicker Sebastian Janikowski posted the highest field goal percentage of his career (91.2%) and was perfect (25/25) inside of 50 yards for the first time in his career.

Hoffman spent three seasons as the special teams coordinator for the Kansas City Chiefs from 2009-11. In his first year with the Chiefs, the special teams group showed significant improvement, moving from 29th to 12th in the yearly special teams rankings by the Dallas Morning News. Punter Dustin Colquitt posted the top single-season net punting average (40.8) in franchise history and kicker Ryan Succop tied for the highest field goal percentage (86.2%) by an NFL rookie since 1970.

Hoffman spent two seasons (2007-08) as an assistant special teams coach for the Miami Dolphins and a season (2006) in the same role for the Atlanta Falcons. In his first season with Miami, kicker Jay Feely established a Dolphins single-season record for field goal percentage (91.3%) and punter Brandon Fields led all rookie punters with a 43.2-yard average.

Hoffman entered the NFL in 1989 with the Dallas Cowboys as the kicking coach, a position he would hold for 16 years. During his time in Dallas, Hoffman's specialists established 15 club records, and he contributed to three world championships as the Cowboys claimed titles in Super Bowls XXVII, XXVIII and XXX. In addition to his special teams role, he also served as the offensive/defensive quality control coach from 1989-95, offensive quality control coach from 1996-99 and defensive quality control coach from 2000-04.

He started in the coaching ranks with the University of Miami as the kicking coach from 1985-88. While with the Hurricanes, he guided punter Jeff Feagles, who went on to have a stellar NFL career.

Hoffman played quarterback, running back, wide receiver and handled kicking and punting duties during his collegiate career at Dickinson College. He spent one year punting for the Washington Federals of the USFL (1983) and attended NFL training camps with the Washington Redskins (1981, 1983), Seattle Seahawks (1984) and New Orleans Saints (1985).

Raised in York, Penn., Hoffman has a daughter, Micaela, a son, Luca, and is married to Aline Bazerghi.

Steve Hoffman Coaching Ledger:

2013-14: Special Teams Assistant, Tennessee Titans
2012: Special Teams Coordinator, Oakland Raiders
2009-11: Special Teams, Kansas City Chiefs
2007-08: Assistant Special Teams, Miami Dolphins
2006: Assistant Special Teams, Atlanta Falcons
1989-04: Kicking Coach, Dallas Cowboys
Offensive/Defensive Quality Control (1989-04)
Offensive Quality Control (1996-99)
Defensive Quality Control (2000-04)
1985-88: Kicking Coach, University of Miami

SHAWN JEFFERSON
Wide Receivers

Shawn Jefferson enters his second season as the wide receivers coach with the Titans after spending eight seasons as a coach for the Detroit Lions, including the last five years as the wide receivers coach.

In his first season with the Titans, Jefferson oversaw wide receiver Kendall Wright's first 1,000-yard season as a pro, the second highest totals of Nate Washington's career in receptions and yards and the maturation of rookie Justin Hunter into a big-play receiver. Wright became the first receiver in franchise history to lead the team in receptions in each of his first two years in the NFL and his 94 receptions last season were the fifth-most for a season in franchise history.

Under Jefferson's guidance in 2012, Calvin Johnson broke the NFL record for receiving yards in a season (1,964), which surpassed Jerry Rice's 1995 record. In fact, over the five years that Jefferson coached Johnson, he led the NFL in receiving yards with 7,080, receiving touchdowns with 50 and receptions of 25 yards or more with 70. He also earned three Pro Bowl invitations (2010, 2011, 2012) and was named All Pro in 2011 and 2012.

In the 2011 season, the wide receiver corps helped the Lions offense reach new heights as the team set franchise marks for completions (423) and passing yards (5,071). Johnson set a then-career mark with 1,681 receiving yards and 16 touchdowns. Wide receiver Nate Burleson posted a career-high 73 receptions and rookie wide receiver Titus Young totaled 48 grabs.

Jefferson originally joined the Lions in 2005 as a coaching assistant. He was promoted to offensive assistant in 2006 and assistant wide receivers coach in 2007.

After his NFL career was complete, he joined the coaching ranks as a volunteer coach at his high school alma mater, Williams Raines H.S. in 2004.

A 13-year NFL veteran, Jefferson played for four teams (San Diego, New England, Atlanta, Detroit) and totaled 195 games played, 7,023 receiving yards and two Super Bowls appearances (XXXIX with the Chargers and XXXI with the Patriots). Jefferson was originally a ninth-round selection of the Houston Oilers in 1991. He played his college football at Central Florida.

Raised in Florida, Jefferson and his wife, Marla, have two daughters, Paige and Faith; and a son, Van.

Shawn Jefferson Coaching Ledger:

2013-14: Wide Receivers, Tennessee Titans
2008-12: Wide Receivers, Detroit Lions
2007: Assistant Wide Recievers, Detroit Lions
2006: Offensive Assistant, Detroit Lions
2005: Coaching Assistant, Detroit Lions
2004: Volunteer Coach, Williams Raines H.S. (Jacksonville, Fla.)

NATE KACZOR
Special Teams

Nate Kaczor enters his seventh season as an NFL coach, his third with the Titans and second as special teams coach.

In his first season leading the Titans special teams, Tennessee ranked eighth in kickoff return average (24.9) and third in the NFL in punt return defense (6.0). Punter Brett Kern posted the second-highest net average of his career (39.7), a career-high number of punts placed inside the 20 (32) and a career-low number of touchbacks (2).

In 2011, his first campaign with the Titans, Kaczor was the assistant offensive line coach, assisting Bruce Matthews with the group.

Kaczor joined the Titans after spending four seasons (2008-11) with the Jacksonville Jaguars as assistant special teams coach. The Jaguars fielded some of the best special teams units each of those seasons, with Montell Owens earning the AFC special teams spot in the Pro Bowl each of Kaczor's last two years (2010 & 2011). Additionally, Jacksonville's units ranked in the top 10 in a number of categories, including punt return average allowed (2008-11), kickoff return average allowed (2010, 2008) and net punt return average (2010). Punter Adam Podlesh posted a then team-record 39.2 net average in 2010.

Prior to joining the NFL coaching ranks, Kaczor spent 17 years coaching in college. He spent two years at Louisiana-Monroe as co-offensive coordinator (2007) and tight ends coach (2006). The team ranked second in the Sun Belt conference in rushing offense in 2007 and averaged the most points scored (23.5) at the school since 1993.

Kaczor served two seasons (2004-05) as co-offensive coordinator/tight ends coach at Idaho. In 2005, the Vandals passing attack ranked 28th in the nation.

As the offensive coordinator/quarterbacks coach at Nebraska-Kearney from 2000-03, the offense broke or tied 31 records and averaged 35 points per game and 442 yards of offense.

Kaczor began his coaching career at his alma mater, Utah State, in 1991. He would spend nine seasons as an assistant coach for the Aggies as the team won three conference championships and played in two bowl games. As a player at Utah State, Kaczor was a center who was a team captain and earned all-conference honors in 1989.

A native of Scott City, Kan., Kaczor and his wife, Angie, have two children, Kaylee and Micah.

Nate Kaczor Coaching Ledger:

2013-14:	Special Teams, Tennessee Titans
2012:	Assistant Offensive Line, Tennessee Titans
2008-11:	Assistant Special Teams, Jacksonville Jaguars
2007:	Co-Offensive Coordinator, Louisiana-Monroe
2006:	Tight Ends, Louisiana-Monroe
2004-05:	Co-Offensive Coordinator/Tight Ends, Idaho
2000-03:	Offensive Coordinator, Nebraska-Kearney
1991-99:	Offensive Assistant, Utah State

CANNON MATTHEWS
Quality Control Coordinator - Defense



Cannon Matthews joins the Titans after spending 2013 as the defensive coaching intern for the Cleveland Browns.

Prior to his time with the Browns, Matthews spent a season (2012) coaching running backs at Kentucky Christian University. He joined the Knights after assisting the Buffalo Bills coaching staff for four years. With the Bills, he worked with the defense and special teams from 2008-09 and the offense with the running backs from 2010-11. He entered the professional coaching circuit as a personnel intern for the Arena League's Arizona Rattlers.

A native of Bedford Heights, Ohio, Matthews earned his sport management degree from Ohio University.

Cannon Matthews Coaching Ledger:

2014:	Defensive Quality Control, Tennessee Titans
2013:	Defensive Coaching Intern, Cleveland Browns
2012:	Running Backs, Kentucky Christian University
2010-11:	Offensive Coaching Assistant, Buffalo Bills
2008-09:	Defensive and Special Teams Coaching Assistant, Buffalo Bills

JOHN McNULTY
Quarterbacks

John McNulty brings 23 years of prior coaching experience and 11 NFL seasons to his first year with the Titans. He joins the Titans coaching staff following a season (2013) with the Tampa Bay Buccaneers as quarterbacks coach.

In the time he spent coaching wide receivers and quarterbacks in Arizona (2009-2012), McNulty worked closely with Titans head coach Ken Whisenhunt, then the head coach for the Cardinals.

With the Buccaneers, McNulty guided rookie quarterback Mike Glennon to rookie franchise marks for passing yards and touchdowns. Furthermore, Glennon registered the top passer rating (82.0) among NFL rookies in 2013 and was named to the Pro Football Writers of America All-Rookie team.

Prior to joining Tampa Bay, McNulty spent four seasons (2009-12) with the Arizona Cardinals, three (2009-11) as the wide receivers coach and one (2012) as quarterbacks coach. Under his direction, wide receiver Larry Fitzgerald was selected to three Pro Bowls and earned two All-Pro selections (2009, 2011). Fitzgerald also led the NFL in touchdown receptions (13) in 2010 and became the franchise leader in receiving yards, receiving touchdowns and 100-yard games during their time together.

Between NFL coaching positions, McNulty spent five seasons (2004-08) with Rutgers in varying capacities. His first two seasons with the team were spent as wide receivers coach before being promoted to assistant offensive coordinator/quarterbacks coach for a year and finally offensive coordinator/quarterbacks coach for his final season with the Scarlet Knights. Notably, his 2007 offense set school records for total offense (5,841 yards), points scored (421) and first downs (295). The offensive unit also became the first in NCAA history to include a 3,000-yard passer (Mike Teel-3,140), a 2,000-yard rusher (Ray Rice-2,069) and two 1,000-yard receivers (Kenny Britt-1,232; Tiquan Underwood-1,100) in a single season.

McNulty began his coaching career in 1991 as a graduate assistant for the University of Michigan, where he spent four years before coaching wide receivers for another three seasons at the University of Connecticut. He joined the NFL ranks with the Jacksonville Jaguars in 1998 as their quality control coach, where he stayed until 2002. He followed his time with the Jaguars with a single season coaching wide receivers for the Dallas Cowboys in 2003.

Playing safety for the Penn State Nittany Lions (1988-90), McNulty was a member of two bowl teams. He graduated in 1990 with a degree in business management.

A native of Pennsylvania, McNulty and his wife, Kim, have four daughters: Abigail, Allison, Megan and Kaitlyn.

John McNulty Coaching Ledger:

2014:	Quarterbacks, Tennessee Titans
2013:	Quarterbacks, Tampa Bay Buccaneers
2012:	Quarterbacks, Arizona Cardinals
2009-11:	Wide Receivers, Arizona Cardinals
2007-08:	Offensive Coordinator/Quarterbacks, Rutgers University
2006:	Asst. Offensive Coordinator/Quarterbacks, Rutgers University
2004-05:	Wide Receivers, Rutgers University
2003:	Wide Receivers, Dallas Cowboys
2000-02:	Wide Receivers, Jacksonville Jaguars
1998-99:	Offensive Quality Control, Jacksonville Jaguars
1995-97:	Wide Receivers, University of Connecticut
1991-94:	Graduate Assistant, University of Michigan

MIKE MULARKEY
Tight Ends

Mike Mularkey enters his 20th year of NFL coaching, three of which were spent as a head coach. As a former NFL tight end, Mularkey played a total of 114 games in nine seasons with the Minnesota Vikings and Pittsburgh Steelers. His experience as a player has molded his style as a position coach.

Mularkey joins the Titans after one season (2012) with the Jacksonville Jaguars as the franchise's fourth head coach, and four seasons (2008-11) with the Atlanta Falcons as offensive coordinator. Over the four-year time span with the Falcons, the team advanced to the postseason three times, ranked ninth in the NFL in total yards (354.8 per game), seventh in points (24.5), eighth in rushing yards (125.7), third in fewest turnovers (84), fourth in fewest sacks allowed (93), and sixth in third down conversions (44.2).

In three of the four years with the Falcons, Mularkey's offense produced a 3,000-yard passer, a 1,000-yard receiver and a 1,000-yard rusher in the same season. His guidance saw the rise of quarterback Matt Ryan, wide receiver Roddy White, running back Michael Turner; and the continued growth of tight end Tony Gonzalez, who totaled 233 receptions and 19 touchdowns in their three years together. In 2010, Sporting News named Mularkey "Coordinator of the Year."

Prior to his time with the Falcons, Mularkey spent two seasons (2006-07) with the Miami Dolphins as the offensive coordinator in 2006, and tight ends coach in 2007. He joined the Dolphins after serving as head coach for the Buffalo Bills for two seasons (2004-05). In his first season with the team, the Bills finished 9-7, marking their only winning season over the last decade.

Eight seasons (1996-2003) with the Pittsburgh Steelers preceded Mularkey's time with the Bills. Mularkey served as the tight ends coach in his first five seasons. He molded Mark Bruener into an outstanding run-blocking tight end. His final three seasons were spent as offensive coordinator, during which time he directed two top five offenses (3rd, 2001 and 5th, 2002) and earned Assistant Coach of the Year in 2001 from the Pro Football Writers of America.

Mularkey entered the coaching ranks in 1993, overseeing the offensive line at Concordia College. He transitioned into the NFL in 1994, where he began as a quality control coach for the Tampa Bay Buccaneers before being promoted to tight ends coach the following season (1995).

Selected in the ninth round by the San Francisco 49ers in 1983, Mularkey was waived following his first training camp. He was signed by the Vikings, where he played for six seasons, before finishing his career with three years at Pittsburgh. He totaled 102 receptions and 1,222 career yards.

Raised in South Florida, Mularkey attended the University of Florida. He and his wife, Betsy, have two sons – Patrick and Shane.

Mike Mularkey Coaching Ledger:

2014:	Tight Ends, Tennessee Titans
2012:	Head Coach, Jacksonville Jaguars
2008-11:	Offensive Coordinator, Atlanta Falcons
2007:	Tight Ends, Miami Dolphins
2006:	Offensive Coordinator, Miami Dolphins
2004-05:	Head Coach, Buffalo Bills
2001-03:	Offensive Coordinator, Pittsburgh Steelers
1996-00:	Tight Ends, Pittsburgh Steelers
1995:	Tight Ends, Tampa Bay Buccaneers
1994:	Quality Control, Tampa Bay Buccaneers
1993:	Offensive Line, Concordia College

KEVIN PATULLO
Assistant Wide Receivers



Kevin Patullo enters his sixth season in the NFL as the assistant wide receivers coach for the Titans after spending three seasons (2010-12) with the Buffalo Bills.

In his three years with the Bills, he served as quality control coach and assistant wide receivers coach. In his time there, he saw wide receiver Stevie Johnson post three consecutive 1,000-yard receiving seasons (2010-1,073; 2011-1,004; 2012-1,046).

His NFL coaching debut came in 2007 with the Kansas City Chiefs, where he spent two seasons as offensive assistant/quality control coach, including a stint working with the wide receivers. Prior to his time with the Chiefs, Patullo served three years (2004-06) as an offensive graduate assistant at the University of Arizona. He began his coaching career for his alma mater, the University of South Florida, in 2003 as a graduate assistant. Patullo graduated from South Florida after playing both quarterback and wide receiver from 1999 to 2002.

A native of Hillsborough, N.J., Patullo and his wife, Nichole, have a daughter, Lauren, and son, Logan.

Kevin Patullo Coaching Ledger:

2014:	Assistant Wide Receivers, Tennessee Titans
2012:	Offensive Quality Control/Assistant Wide Receivers, Buffalo Bills
2010-11:	Offensive Quality Control, Buffalo Bills
2007-08:	Offensive Assistant/Quality Control, Kansas City Chiefs
2004-06:	Offensive Graduate Assistant, University of Arizona
2003-04:	Graduate Assistant, University of South Florida

ARTHUR SMITH
Assistant Tight Ends



Arthur Smith enters his fourth season with the Titans and first as the assistant tight ends coach. Last season he assisted both the offensive line and tight ends coaches.

In 2012, he was an offensive assistant/quality control coach. In his first year with the team in 2011, he assisted the defense as a defensive assistant/quality control coach.

Smith spent two years as the defensive quality control coach for the Washington Redskins from 2007-08. During the spring of 2007, he worked as a college scouting assistant for the Redskins. In 2010, he worked at Ole Miss as an administrative assistant/defensive intern and coached primarily with the linebackers. Smith graduated from North Carolina and played offensive line before joining the coaching staff for one season (2006) as a graduate assistant, where he worked with the offensive line.

Born and raised in Memphis, Tenn., he went to high school at Georgetown Prep (North Bethesda, Md.). Smith and his wife, Allison, currently live in Nashville with their son, Tanner.

Arthur Smith Coaching Ledger:

2014:	Assistant Tight Ends, Tennessee Titans
2013:	Offensive Line/Tight End Assistant, Tennessee Titans
2012:	Offensive Assistant/Quality Control, Tennessee Titans
2011:	Defensive Assistant/Quality Control, Tennessee Titans
2010:	Administrative Asst./Defensive Intern, University of Mississippi
2007-08:	Defensive Assistant/Quality Control, Washington Redskins
2006:	Graduate Assistant, University of North Carolina

GIFF SMITH
Defensive Line



Giff Smith enters his 22nd year of coaching, his fourth NFL seasons and his first with the Titans. After three seasons (2010-12) as the defensive line coach for the Buffalo Bills, Smith arrives with experience and knowledge from working with a both 4-3 (2012) and 3-4 (2010-11) defensive fronts on the NFL level.

In his final season with the Bills, defensive end Mario Williams arrived as a free agent and posted a team-high 10.5 sacks. Under Smith's watchful eye, defensive tackle Kyle Williams developed into one of the best young interior linemen in the NFL, earning his first Pro Bowl selection in 2010 and a second designation in 2012. In 2011, rookie defensive tackle Marcell Dareus led the team with 5.5 sacks and posted 43 total tackles, 10 of which were for a loss.

Prior to joining the NFL circuit, Smith spent 19 years in the college arena. Six of these seasons (2004-09) were spent as the defensive line coach at Georgia Tech. Under his direction, the Yellow Jackets led the nation in sacks (47) in 2007, and ranked second in the nation for tackles for loss. Furthermore, Smith coached current Titans defensive end/linebacker Derrick Morgan to ACC Defensive Player of the Year in 2009. Morgan posted 12.5 sacks in his final college season and, over the course of his collegiate career, he registered 19.5 sacks.

Smith launched his coaching career as a graduate assistant at Arkansas (1991-93) and Georgia (1994-95). He went on to spend three seasons (1996-98) coaching the wide receivers and then the secondary for his alma mater, Georgia Southern. Before joining the Georgia Tech staff, Smith spent five seasons (1999-03) at Tulane coaching the defensive line. In his final three years with the Green Wave, he served as recruiting coordinator and also held the title of associate head coach.

A three-time All-America defensive end at Georgia Southern, Smith served as a team captain as a senior and was part of three NCAA I-AA national title teams (1986, 1989, 1990). He was inducted into the Eagles Athletic Hall of Fame in 2000.

A native of Mableton, Ga., Smith and his wife, Jennifer, have two children: Ava and Sam.

Giff Smith Coaching Ledger:

2014: Defensive Line, Tennessee Titans
2010-12: Defensive Line, Buffalo Bills
2006-09: Defensive Line/Recruiting Coordinator, Georgia Tech
2004-05: Defensive Line, Georgia Tech
2001-03: Associate Head Coach/Defensive Line/Recruiting Coordinator, Tulane
2000: Defensive Line/Recruiting Coordinator, Tulane
1999: Defensive Line, Tulane
1997-98: Secondary, Georgia Southern
1996: Wide Receivers, Georgia Southern
1994-95: Graduate Assistant, Georgia
1991-93: Graduate Assistant, Arkansas

LOU SPANOS
Linebackers



Lou Spanos enters his 20th year of coaching, his 18th in the NFL and first year for the Titans. Spanos joined the staff after spending two seasons as UCLA's defensive coordinator.

Last year, as defensive coordinator for the Bruins, Spanos' defense only allowed 23.2 points per game and 34.9 percent on third down, to rank among the top teams in the PAC-12. The team finished eighth in the nation in sacks; and in his two years as coordinator, the Bruins totaled 79 sacks and 58 forced turnovers. During his two seasons with the Bruins, he transitioned 2014 first-round pick Anthony Barr from an offensive player into an All-American linebacker who totaled 23.5 sacks. He also coached defensive end Datone Jones, who would become the Green Bay Packers first-round pick in 2013.

Prior to his time with the Bruins, Spanos spent two seasons (2010-11) as the linebackers coach for the Washington Redskins, during which time linebacker London Fletcher earned two Pro Bowl selections and Brian Orakpo earned one invite.

The previous 15 seasons, Spanos was a defensive assistant with the Pittsburgh Steelers. He joined the Steelers in 1994 as an intern in the scouting department before being promoted to a defensive assistant the following season. As an assistant, he worked closely with the linebackers and the secondary. During this time, the Steelers defense ranked among the top 10 in total yards allowed 13 times, including four number-one rankings. Spanos earned two championships in Super Bowls XL and XLIII, and coached in Super Bowl XXX. During his tenure, nine Steeler linebackers made a total of 19 Pro Bowl appearances – Kevin Greene (2), Greg Lloyd (2), Chad Brown (1), Levon Kirkland (2), Jason Gildon (3), Kendrell Bell (1), Joey Porter (3), James Farrior (2) and James Harrison (3).

Raised in Pittsburgh, Pa., Spanos played four years (1989-92) at center/guard for Tulsa, where he spent one additional season as a student assistant working with the linebackers. He and his wife, Timme, have three children: Zachary, Caleb, and Gabriella.

Lou Spanos Coaching Ledger:

2014: Linebackers, Tennessee Titans
2012-13: Defensive Coordinator, UCLA
2010-11: Linebackers, Washington Redskins
1995-09: Defensive Assistant, Pittsburgh Steelers
1993: Student Assistant, Tulsa

LUKE STECKEL
Offensive Assistant



Luke Steckel enters his second season with the Titans and first as an offensive assistant. In his first year with Tennessee he served as the assistant to the head coach.

Steckel joined the Titans after spending four seasons with the Cleveland Browns as the assistant to the head coach. In that capacity, he handled a variety of duties for the head coach and the coaching staff.

Steckel was a three-year letterman as a linebacker at Princeton (2004-06), where he earned a degree in political economy. As a senior, he served as team captain and led the Tigers to a 9-1 record and the Ivy League Championship.

Born in Boston, Steckel is the son of former Titans offensive coordinator Les Steckel. Luke Steckel went to Brentwood (Tenn.) High School, where he helped the team to a 5A State Championship as team captain in his senior season.

Luke Steckel Coaching Ledger:

2014: Offensive Assistant, Tennessee Titans
2013: Assistant to the Head Coach, Tennessee Titans
2009-12: Assistant to the Head Coach, Cleveland Browns

MIKE SULLIVAN
Assistant Offensive Line

Mike Sullivan enters his 12th as an NFL coach and his first season as assistant offensive line coach for the Titans. He joined the Titans staff after coaching the offensive line for the Cleveland Browns in 2013. Having played the position for a number of years within the league, Sullivan brings experience and insight to his new position.

In 2013, Sullivan coached two of the Browns linemen to Pro Bowl selections – tackle Joe Thomas and center Alex Mack. His third stint with the Browns was preceded by four seasons as an offensive line coach for the San Diego Chargers. His coaching helped lead the Chargers offensive unit to average 1,640 rushing yards and 13 rushing touchdowns per season. He also guided guard Kris Dielman to three Pro Bowl selections (2009, 2010, 2011).

Prior to joining the Chargers, Sullivan coached for the Browns on two separate occasions: first from 2001-04 as an assistant offensive line coach and then from 2007-08 as offensive line coach. His second round with the team helped produce two consecutive Pro Bowl selections for tackle Joe Thomas.

Sullivan also has three seasons of college experience, as an offensive line coach for Western Michigan from 2005-06 and as a graduate assistant for his alma mater, the University of Miami (Fla.) in 2000. His coaching career began abroad in 1997, where he spent five seasons coaching in Germany, France and Spain for teams within the European Federation of American Football.

A four-year starter (48 games) at the University of Miami (Fla.) from 1987-90, Sullivan played both guard and tackle collegiately before being drafted in the sixth round of the 1991 NFL Draft by the Dallas Cowboys. He was a member of two National Title teams for the Miami Hurricanes in 1987 and 1989 and was inducted into the University of Miami Sports Hall of Fame in 2009. Sullivan would go on to play a total of 48 NFL games, all for the Tampa Bay Buccaneers from 1992-95.

A native of Chicago, Sullivan and his wife, Carole, have two sons, Patrick and John, and a daughter, Teagan.

Mike Sullivan Coaching Ledger:

2014: Assistant Offensive Line, Tennessee Titans
2013: Offensive Line, Cleveland Browns
2009-12: Offensive Line, San Diego Chargers
2007-08: Offensive Line, Cleveland Browns
2005-06: Offensive Line, Western Michigan University
2001-04: Assistant Offensive Line, Cleveland Browns
2000: Graduate Assistant, University of Miami (Fla.)

VETERANS & DRAFT PICKS

TENNESSEE TITANS ALPHABETICAL ROSTER

NO.	NAME	POS.	HT.	WT.	BIRTHDATE	EXP.	COLLEGE	HOMETOWN	ACQUIRED
76	Adams, Jeff	T	6-7	305	9/6/89	1	Columbia	Berwyn, Ill.	FA-'13
26	Anderson, Ri'Shard	CB	5-11	194	4/3/91	R	Syracuse	Miramar, Fla.	FA-'14
35o	Andrews, Antonio	RB	5-10	225	8/17/92	R	Western Kentucky	Fort Campbell, Ky.	FA-'14
35d	Anthony, Marc	CB	5-11	196	11/14/89	1	California	Chandler, Ariz.	FA-'14
78	Anunoby, Chigbo	DL	6-4	324	1/4/89	1	Morehouse	Jefferson City, Mo.	FA-'13
56	Ayers, Akeem	LB	6-3	255	7/10/89	4	UCLA	Los Angeles, Calif.	D2-'11
57	Bailey, Patrick	LB	6-4	243	11/19/85	7	Duke	Elmendorf, Texas	W (PIT)-'10
44	Battle, Jackie	RB	6-2	240	10/1/83	7	Houston	Houston, Texas	FA-'13
3	Bonani, Maikon	K	5-10	183	1/29/89	1	South Florida	Matáo, Brazil	FA-'14
48	Brinkley, Beau	LS	6-4	248	1/25/90	3	Missouri	Kearney, Mo.	FA-'12
55	Brown, Zach	LB	6-1	248	10/23/89	3	North Carolina	Estill, S.C.	D2-'12
37	Campbell, Tommie	CB	6-3	198	9/19/87	4	California (Pa.)	Aliquippa, Pa.	D7b-'11
99	Casey, Jurrell	DL	6-1	305	12/5/89	4	Southern California	Long Beach, Calif.	D3-'11
4	Coons, Travis	K	6-1	194	2/6/92	R	Washington	Alta Loma, Calif.	FA-'14
51	Copeland, Brandon	LB	6-3	260	7/2/91	1	Pennsylvania	Sykesville, Md.	FA-'13
41	Dickerson, Dorin	TE	6-1	226	3/31/88	4	Pittsburgh	Oakdale, Pa.	FA-'14
79d	Dixon, Marcus	DE	6-4	295	9/16/84	3	Hampton	Rome, Ga.	FA-'14
98	Edwards, Lavar	DE	6-4	278	4/29/90	2	Louisiana State	New Orleans, La.	D5-'13
53	Fokou, Moise	LB	6-1	243	8/28/85	6	Maryland	Rockville, Md.	UFA (IND)-'13
46	Gilbert, David	LB	6-4	254	10/31/91	R	Miami (Fla.)	Coral Springs, Fla.	FA-'14
50	Gooden, Zaviar	LB	6-1	231	8/31/90	2	Missouri	Pflugerville, Texas	D3b-'13
23	Greene, Shonn	RB	5-11	233	8/21/85	6	Iowa	Sicklerville, N.J.	UFA (NYJ)-'13
33	Griffin, Michael	S	6-0	215	1/4/85	8	Texas	Austin, Texas	D1-'07
80	Hagan, Derek	WR	6-2	210	9/21/84	8	Arizona State	Palmdale, Calif.	FA-'14
94	Hill, Sammie	DL	6-4	328	11/8/86	6	Stillman	West Blocton, Ala.	UFA (DET)-'13
47	Hinds, David	LB	6-0	235	2/25/90	1	Florida Atlantic	Miami, Fla.	FA-'14
69	Horn, Tyler	G/C	6-4	305	3/1/89	1	Miami (Fla.)	Memphis, Tenn.	FA-'13
18	Horton, Julian	WR	6-1	205	12/12/91	R	Arkansas	Norcross, Ga.	FA-'14
28	Huff, Marqueston	DB	5-11	196	4/6/92	R	Wyoming	Texarkana, Texas	D4b-'14
15	Hunter, Justin	WR	6-4	203	5/20/91	2	Tennessee	Virginia Beach Va.	D2-'13
61	Ikard, Gabe	C	6-4	304	9/26/90	R	Oklahoma	Oklahoma City, Okla.	FA-'14
45	James, Waymon	RB	5-8	203	1/24/91	R	Texas Christian	Sherman, Texas	FA-'14
90	Johnson, Antonio	DL	6-3	328	12/8/84	8	Mississippi State	Leland, Miss.	UFA (IND)-'13
75	Jones, DaQuan	DL	6-4	322	12/17/91	R	Penn State	Johnson City, N.Y.	D4a-'14
6	Kern, Brett	P	6-2	214	2/17/86	7	Toledo	Grand Island, N.Y.	W (DEN)-'09
97	Klug, Karl	DE	6-3	278	3/31/88	4	Iowa	Caledonia, Minn.	D5-'11
67	Levitre, Andy	G	6-2	303	5/15/86	6	Oregon State	Santa Cruz, Calif.	UFA (BUF)-'13
77	Lewan, Taylor	T	6-7	309	7/22/91	R	Michigan	Cave Creek, Ariz.	D1-'14
10	Locker, Jake	QB	6-3	223	6/15/88	4	Washington	Ferndale, Wash.	D1-'11
83	Mariani, Marc	WR	6-1	187	5/2/87	5	Montana	Havre, Mont.	D7a-'10
93	Martin, Mike	DL	6-1	298	9/1/90	3	Michigan	Detroit, Mich.	D3-'12
52	McCarthy, Colin	LB	6-1	243	5/30/88	4	Miami (Fla.)	Tampa, Fla.	D4a-'11
22	McCluster, Dexter	RB	5-8	170	8/25/88	5	Mississippi	Largo, Fla.	UFA (KC)-'14
30	McCourty, Jason	CB	6-0	193	8/13/87	6	Rutgers	Nyack, N.J.	D6a-'09
64	McCray, Justin	G	6-3	321	5/31/92	R	Central Florida	Miami, Fla.	FA-'14
79o	Merisma, Viondy	G/T	6-2	294	6/20/91	R	American International	Waltham, Mass.	FA-'14
7	Mettenberger, Zach	QB	6-5	224	7/16/91	R	Louisiana State	Watkinsville, Ga.	D6-'14
42	Mooney, Collin	FB	5-10	238	4/3/86	2	Army	Katy, Texas	FA-'12
91	Morgan, Derrick	LB/DE	6-3	261	1/6/89	5	Georgia Tech	Coatesville, Pa.	D1-'10
72	Oher, Michael	T	6-4	315	5/28/86	6	Mississippi	Memphis, Tenn.	UFA (BAL)-'14
66	Olsen, Eric	G/C	6-3	305	6/16/88	3	Notre Dame	Staten Island, N.Y.	UFA (PIT)-'14
32	Pellerin, Micah	DB	6-0	192	11/23/88	2	Hampton	New Orleans, La.	W (DAL)-'13
58	Phillips, Shaun	LB	6-3	255	5/13/81	11	Purdue	Willingboro, N.J.	UFA (DEN)-'14
92	Pitoitua, Ropati	DE	6-8	298	4/6/85	5	Washington State	Lakewood, Wash.	UFA (KC)-'13
73	Poehls, Will	T	6-8	334	11/27/91	R	Montana	Chandler, Ariz.	FA-'14
31	Pollard, Bernard	S	6-1	226	12/23/84	9	Purdue	Fort Wayne, Ind.	FA-'13
14	Preston, Michael	WR	6-5	213	6/1/89	2	Heidelberg	Euclid, Ohio	FA-'11
16	Reynolds, Jaz	WR	6-2	201	2/26/91	R	Oklahoma	Houston, Texas	FA-'14
81	Richardson, Rico	WR	6-1	185	7/1/91	1	Jackson State	Natchez, Miss.	FA-'14
17	Robiskie, Brian	WR	6-4	212	12/3/87	6	Ohio State	Cleveland, Ohio	FA-'14

TENNESSEE TITANS ALPHABETICAL ROSTER (CONTINUED)

NO.	NAME	POS.	HT.	WT.	BIRTHDATE	EXP.	COLLEGE	HOMETOWN	ACQUIRED
71	Roos, Michael	T	6-7	313	10/5/82	10	Eastern Washington	Vancouver, Wash.	D2-'05
20	Sankey, Bishop	RB	5-10	209	9/15/92	R	Washington	Wadsworth, Ohio	D2-'14
89	Schepler, Jason	TE	6-2	262	2/6/90	1	Northern Illinois	Sycamore, Ill.	FA-'14
86	Schiltz, Adam	TE	6-4	256	6/27/90	1	Emporia State	Ponca City, Okla.	FA-'13
62	Schwenke, Brian	C	6-3	318	3/22/91	2	California	Oceanside, Calif.	D4-'13
24	Sensabaugh, Coty	CB	5-11	187	11/15/88	3	Clemson	Kingsport, Tenn.	D4-'12
38	Smith, Hakeem	S	6-0	194	11/9/89	R	Louisville	Jonesboro, Ga.	FA-'14
60	Spencer, Chris	G/C	6-3	308	3/28/82	10	Mississippi	Flora, Miss.	UFA (CHI)-'13
39	Stafford, Daimion	S	6-1	218	2/18/91	2	Nebraska	Riverside, Calif.	D7-'13
88	Stevens, Craig	TE	6-3	263	9/1/84	7	California	San Pedro, Calif.	D3-'08
68	Stingily, Byron	T	6-5	318	9/9/88	4	Louisville	Country Club Hills, Ill.	D6-'11
84	Thompson, Taylor	TE	6-6	268	10/19/89	3	Southern Methodist	Prosper, Texas	D5-'12
82	Walker, Delanie	TE	6-0	248	8/12/84	9	Central Missouri	Pomona, Calif.	UFA (SF)-'13
19	Walker, Derel	WR	6-1	188	6/29/91	R	Texas A&M	Hillsboro, Texas	FA-'14
70	Warmack, Chance	G	6-2	323	9/14/91	2	Alabama	Atlanta, Ga.	D1-'13
29	Washington, Leon	RB	5-8	192	8/29/82	9	Florida State	Jacksonville, Fla.	FA-'13
85	Washington, Nate	WR	6-1	183	8/28/83	10	Tiffin	Toledo, Ohio	UFA (PIT)-'09
12	Whitehurst, Charlie	QB	6-5	226	8/6/82	9	Clemson	Duluth, Ga.	UFA (SD)-'14
49	Willard, Jonathan	LB	6-2	231	1/10/90	1	Clemson	Loris, S.C.	FA-'13
11	Williams, Isaiah	WR	6-2	201	1/30/87	1	Maryland	Montclair, N.J.	FA-'14
54	Williamson, Avery	LB	6-1	246	3/9/92	R	Kentucky	Milan, Tenn.	D5-'14
21	Wilson, George	S	6-0	210	3/14/81	9	Arkansas	Paducah, Ky.	FA-'13
8	Wilson, Tyler	QB	6-2	215	8/16/89	1	Arkansas	Fort Smith, Ark.	FA-'13
95	Wimbley, Kamerion	LB/DE	6-4	258	10/13/83	9	Florida State	Wichita, Kansas	FA-'12
96	Woods, Al	DL	6-4	307	3/25/87	5	Louisiana State	Elton, La.	UFA (PIT)-'14
59	Woodyard, Wesley	LB	6-0	233	7/21/86	7	Kentucky	LaGrange, Ga.	UFA (DEN)-'14
36	Wooten, Khalid	CB	5-11	212	2/19/90	1	Nevada	Rialto, Calif.	D6-'13
25	Wreh-Wilson, Blidi	CB	6-1	198	12/5/89	2	Connecticut	Edinboro, Pa.	D3a-'13
13	Wright, Kendall	WR	5-10	191	11/12/89	3	Baylor	Pittsburg, Texas	D1-'12
40	Wright, Winston	CB	5-10	190	3/16/91	R	South Dakota State	Lee's Summit, Mo.	FA-'14
RESERVE/INJURED:									
41	Gayle, James	LB	6-4	259	2/15/91	R	Virginia Tech	Hampton, Va.	FA-'14
81	Stewart, Josh	WR	5-10	178	10/22/92	R	Oklahoma State	Denton, Texas	FA-'14
18	Ward, Eric	WR	5-11	203	7/24/90	R	Texas Tech	Wichita Falls, Texas	FA-'14

Active Roster Count: 90
As of July 14, 2014

TENNESSEE TITANS NUMERICAL ROSTER

NO.	NAME	POS.	HT.	WT.	AGE	EXP.	COLLEGE	HOMETOWN	ACQUIRED
3	Maikon Bonani	K	5-10	183	25	1	South Florida	Matáo, Brazil	FA-'14
4	Travis Coons	K	6-1	194	22	R	Washington	Alta Loma, Calif.	FA-'14
6	Brett Kern	P	6-2	214	28	7	Toledo	Grand Island, N.Y.	W (DEN)-'09
7	Zach Mettenberger	QB	6-5	224	22	R	Louisiana State	Watkinsville, Ga.	D6-'14
8	Tyler Wilson	QB	6-2	215	24	1	Arkansas	Fort Smith, Ark.	FA-'13
10	Jake Locker	QB	6-3	223	26	4	Washington	Ferndale, Wash.	D1-'11
11	Isaiah Williams	WR	6-2	201	27	1	Maryland	Montclair, N.J.	FA-'14
12	Charlie Whitehurst	QB	6-5	226	31	9	Clemson	Duluth, Ga.	UFA (SD)-'14
13	Kendall Wright	WR	5-10	191	24	3	Baylor	Pittsburg, Texas	D1-'12
14	Michael Preston	WR	6-5	213	25	2	Heidelberg	Euclid, Ohio	FA-'11
15	Justin Hunter	WR	6-4	203	23	2	Tennessee	Virginia Beach, Va.	D2-'13
16	Jaz Reynolds	WR	6-2	201	23	R	Oklahoma	Houston, Texas	FA-'14
17	Brian Robiskie	WR	6-4	212	26	6	Ohio State	Cleveland, Ohio	FA-'14
18	Julian Horton	WR	6-1	205	22	R	Arkansas	Norcross, Ga.	FA-'14
19	Derel Walker	WR	6-1	188	23	R	Texas A&M	Hillsboro, Texas	FA-'14
20	Bishop Sankey	RB	5-10	209	21	R	Washington	Wadsworth, Ohio	D2-'14
21	George Wilson	S	6-0	210	33	9	Arkansas	Paducah, Ky.	FA-'13
22	Dexter McCluster	RB	5-8	170	25	5	Mississippi	Largo, Fla.	UFA (KC)-'14
23	Shonn Greene	RB	5-11	233	28	6	Iowa	Sicklerville, N.J.	UFA (NYJ)-'13
24	Coty Sensabaugh	CB	5-11	187	25	3	Clemson	Kingsport, Tenn.	D4-'12

TENNESSEE TITANS NUMERICAL ROSTER (CONTINUED)

NO.	NAME	POS.	HT.	WT.	AGE	EXP.	COLLEGE	HOMETOWN	ACQUIRED
25	Blidi Wreh-Wilson	CB	6-1	198	24	2	Connecticut	Edinboro, Pa.	D3a-'13
26	Ri'Shard Anderson	CB	5-11	194	23	R	Syracuse	Miramar, Fla.	FA-'14
28	Marqueston Huff	DB	5-11	196	22	R	Wyoming	Texarkana, Texas	D4b-'14
29	Leon Washington	RB	5-8	192	31	9	Florida State	Jacksonville, Fla.	FA-'13
30	Jason McCourty	CB	6-0	193	26	6	Rutgers	Nyack, N.J.	D6a-'09
31	Bernard Pollard	S	6-1	226	29	9	Purdue	Fort Wayne, Ind.	FA-'13
32	Micah Pellerin	DB	6-0	192	25	2	Hampton	New Orleans, La.	W (DAL)-'13
33	Michael Griffin	S	6-0	215	29	8	Texas	Austin, Texas	D1-'07
35o	Antonio Andrews	RB	5-10	225	21	R	Western Kentucky	Fort Campbell, Ky.	FA-'14
35d	Marc Anthony	CB	5-11	196	24	1	California	Chandler, Ariz.	FA-'14
36	Khalid Wooten	CB	5-11	212	24	1	Nevada	Rialto, Calif.	D6-'13
37	Tommie Campbell	CB	6-3	198	26	4	California (Pa.)	Aliquippa, Pa.	D7b-'11
38	Hakeem Smith	S	6-0	194	24	R	Louisville	Jonesboro, Ga.	FA-'14
39	Daimion Stafford	S	6-1	218	23	2	Nebraska	Riverside, Calif.	D7-'13
40	Winston Wright	CB	5-10	190	23	R	South Dakota State	Lee's Summit, Mo.	FA-'14
41	Dorin Dickerson	TE	6-1	226	26	4	Pittsburgh	Oakdale, Pa.	FA-'14
42	Collin Mooney	FB	5-10	238	28	2	Army	Katy, Texas	FA-'12
44	Jackie Battle	RB	6-2	240	30	7	Houston	Houston, Texas	FA-'13
45	Waymon James	RB	5-8	203	23	R	Texas Christian	Sherman, Texas	FA-'14
46	David Gilbert	LB	6-4	254	22	R	Miami (Fla.)	Coral Springs, Fla.	FA-'14
47	David Hinds	LB	6-0	235	24	1	Florida Atlantic	Miami, Fla.	FA-'14
48	Beau Brinkley	LS	6-4	248	24	3	Missouri	Kearney, Mo.	FA-'12
49	Jonathan Willard	LB	6-2	231	24	1	Clemson	Loris, S.C.	FA-'13
50	Zaviar Gooden	LB	6-1	231	23	2	Missouri	Pflugerville, Texas	D3b-'13
51	Brandon Copeland	LB	6-3	260	23	1	Pennsylvania	Sykesville, Md.	FA-'13
52	Colin McCarthy	LB	6-1	243	26	4	Miami (Fla.)	Tampa, Fla.	D4a-'11
53	Moise Fokou	LB	6-1	243	28	6	Maryland	Rockville, Md.	UFA (IND)-'13
54	Avery Williamson	LB	6-1	246	22	R	Kentucky	Milan, Tenn.	D5-'14
55	Zach Brown	LB	6-1	248	24	3	North Carolina	Estill, S.C.	D2-'12
56	Akeem Ayers	LB	6-3	255	25	4	UCLA	Los Angeles, Calif.	D2-'11
57	Patrick Bailey	LB	6-4	243	28	7	Duke	Elmendorf, Texas	W (PIT)-'10
58	Shaun Phillips	LB	6-3	255	33	11	Purdue	Willingboro, N.J.	UFA (DEN)-'14
59	Wesley Woodyard	LB	6-0	233	27	7	Kentucky	LaGrange, Ga.	UFA (DEN)-'14
60	Chris Spencer	G/C	6-3	308	32	10	Mississippi	Flora, Miss.	UFA (CHI)-'13
61	Gabe Ikard	C	6-4	304	23	R	Oklahoma	Oklahoma City, Okla.	FA-'14
62	Brian Schwenke	C	6-3	318	23	2	California	Oceanside, Calif.	D4-'13
64	Justin McCray	G	6-3	321	22	R	Central Florida	Miami, Fla.	FA-'14
66	Eric Olsen	G/C	6-3	305	26	3	Notre Dame	Staten Island, N.Y.	UFA (PIT)-'14
67	Andy Levitre	G	6-2	303	28	6	Oregon State	Santa Cruz, Calif.	UFA (BUF)-'13
68	Byron Stingily	T	6-5	318	25	4	Louisville	Country Club Hills, Ill.	D6-'11
69	Tyler Horn	G/C	6-4	305	25	1	Miami (Fla.)	Memphis, Tenn.	FA-'13
70	Chance Warmack	G	6-2	323	22	2	Alabama	Atlanta, Ga.	D1-'13
71	Michael Roos	T	6-7	313	31	10	Eastern Washington	Vancouver, Wash.	D2-'05
72	Michael Oher	T	6-4	315	28	6	Mississippi	Memphis, Tenn.	UFA (BAL)-'14
73	Will Poehls	T	6-8	334	22	R	Montana	Chandler, Ariz.	FA-'14
75	DaQuan Jones	DL	6-4	322	22	R	Penn State	Johnson City, N.Y.	D4a-'14
76	Jeff Adams	T	6-7	305	24	1	Columbia	Berwyn, Ill.	FA-'13
77	Taylor Lewan	T	6-7	309	22	R	Michigan	Cave Creek, Ariz.	D1-'14
78	Chigbo Anunoby	DL	6-4	324	25	1	Morehouse	Jefferson City, Mo.	FA-'13
79d	Marcus Dixon	DE	6-4	295	29	3	Hampton	Rome, Ga.	FA-'14
79o	Viondy Merisma	G/T	6-2	294	23	R	American International	Waltham, Mass.	FA-'14
80	Derek Hagan	WR	6-2	210	29	8	Arizona State	Palmdale, Calif.	FA-'14
81	Rico Richardson	WR	6-1	185	23	1	Jackson State	Natchez, Miss.	FA-'14
82	Delanie Walker	TE	6-0	248	29	9	Central Missouri	Pomona, Calif.	UFA (SF)-'13
83	Marc Mariani	WR	6-1	187	27	5	Montana	Havre, Mont.	D7a-'10
84	Taylor Thompson	TE	6-6	268	24	3	Southern Methodist	Prosper, Texas	D5-'12
85	Nate Washington	WR	6-1	183	30	10	Tiffin	Toledo, Ohio	UFA (PIT)-'09
86	Adam Schiltz	TE	6-4	256	24	1	Emporia State	Ponca City, Okla.	FA-'13
88	Craig Stevens	TE	6-3	263	29	7	California	San Pedro, Calif.	D3-'08

TENNESSEE TITANS NUMERICAL ROSTER (CONTINUED)

NO.	NAME	POS.	HT.	WT.	AGE	EXP.	COLLEGE	HOMETOWN	ACQUIRED
89	Jason Schepler	TE	6-2	262	24	1	Northern Illinois	Sycamore, Ill.	FA-'14
90	Antonio Johnson	DL	6-3	328	29	8	Mississippi State	Leland, Miss.	UFA (IND)-'13
91	Derrick Morgan	LB/DE	6-3	261	25	5	Georgia Tech	Coatesville, Pa.	D1-'10
92	Ropati Pitoitua	DE	6-8	298	29	5	Washington State	Lakewood, Wash.	UFA (KC)-'13
93	Mike Martin	DL	6-1	298	23	3	Michigan	Detroit, Mich.	D3-'12
94	Sammie Hill	DL	6-4	328	27	6	Stillman	West Blocton, Ala.	UFA (DET)-'13
95	Kamerion Wimbley	LB/DE	6-4	258	30	9	Florida State	Wichita, Kansas	FA-'12
96	Al Woods	DL	6-4	307	27	5	Louisiana State	Elton, La.	UFA (PIT)-'14
97	Karl Klug	DE	6-3	278	26	4	Iowa	Caledonia, Minn.	D5-'11
98	Lavar Edwards	DE	6-4	278	24	2	Louisiana State	New Orleans, La.	D5-'13
99	Jurrell Casey	DL	6-1	305	24	4	Southern California	Long Beach, Calif.	D3-'11
RESERVE/INJURED:									
18	Eric Ward	WR	5-11	203	23	R	Texas Tech	Wichita Falls, Texas	FA-'14
41	James Gayle	LB	6-4	259	23	R	Virginia Tech	Hampton, Va.	FA-'14
81	Josh Stewart	WR	5-10	178	21	R	Oklahoma State	Denton, Texas	FA-'14

Active Roster Count: 90
As of July 14, 2014

HEAD COACH: KEN WHISENHUNT

ASSISTANT COACHES: RAY HORTON (defensive coordinator), JASON MICHAEL (offensive coordinator), STEVE WATTERSON (strength and conditioning), BOB BOSTAD (offensive line), STEVE BROWN (asst. secondary), LOUIE CIOFFI (secondary), SYLVESTER CROOM (running backs), NICK EASON (asst. defensive line), STEVE HOFFMAN (special teams asst.), SHAWN JEFFERSON (wide receivers), NATE KACZOR (special teams), CANNON MATTHEWS (quality control coordinator - defense), JOHN McNULTY (quarterbacks), MIKE MULARKEY (tight ends), KEVIN PATULLO (asst. wide receivers), ARTHUR SMITH (asst. tight ends), GIFF SMITH (defensive line), LOU SPANOS (linebackers), LUKE STECKEL (offensive asst.), MIKE SULLIVAN (asst. offensive line)

PRONUNCIATION GUIDE:

CHIGBO ANUNOBY . . chee-BOO an-uh-NO-bee
MAIKON BONANI . . . . MY-con bo-NAH-knee
MOISE FOKOU . . . . . Mo-EES FOE-koo
ZAVIAR Gooden . . . . . ZAY-vee-er
SHONN Greene . . . . . Shawn
MARQUESTON Huff . . mar-QUEST-un
DAQUAN Jones . . . . . Day-QUAN
Karl KLUG . . . . . KLOOG
Andy LEVITRE . . . . luh-VEE-tree
Taylor LEWAN . . . . . leh-WAHN
Marc MARIANI. . . . . MARY-annie
VIONDY MERISMA . vee-ON-dee mar-IS-ma
Michael OHER. . . . . Oar
ROPATI PITOITUA . roe-POT-ee Puh-TOE-uh-TWO-ah
Will POEHLS. . . . . Pales
Jason SCHEPLER . . . . . SHEP-lur
Adam SCHILTZ. . . . . Shillts
Brian SCHWENKE . . . . . SHWANK-ee
Byron STINGILY . . . . . STING-lee
KAMERION Wimbley . . . . . Cameron
BLIDI WREH-Wilson . . . . . BLEED-ee ray

HOW ACQUIRED KEY: FA (free agent), UFA (unrestricted free agent), RFA (restricted free agent), D (draft pick), W (waivers), T (trade)

TITANS POSITIONAL ROSTER - OFFENSE

QUARTERBACKS (4)

10	Locker, Jake	QB	6-3	223	6/15/88	4	Washington	Ferndale, Wash.	D1-'11
7	Mettenberger, Zach	QB	6-5	224	7/16/91	R	Louisiana State	Watkinsville, Ga.	D6-'14
12	Whitehurst, Charlie	QB	6-5	226	8/6/82	9	Clemson	Duluth, Ga.	UFA (SD)-'14
8	Wilson, Tyler	QB	6-2	215	8/16/89	1	Arkansas	Fort Smith, Ark.	FA-'13

RUNNING BACKS/FULLBACKS (8)

35o	Andrews, Antonio	RB	5-10	225	8/17/92	R	Western Kentucky	Fort Campbell, Ky.	FA-'14
44	Battle, Jackie	RB	6-2	240	10/1/83	7	Houston	Houston, Texas	FA-'13
23	Greene, Shonn	RB	5-11	233	8/21/85	6	Iowa	Sicklerville, N.J.	UFA (NYJ)-'13
45	James, Waymon	RB	5-8	203	1/24/91	R	Texas Christian	Sherman, Texas	FA-'14
22	McCluster, Dexter	RB	5-8	170	8/25/88	5	Mississippi	Largo, Fla.	UFA (KC)-'14
42	Mooney, Collin	FB	5-10	238	4/3/86	2	Army	Katy, Texas	FA-'12
20	Sankey, Bishop	RB	5-10	209	9/15/92	R	Washington	Wadsworth, Ohio	D2-'14
29	Washington, Leon	RB	5-8	192	8/29/82	9	Florida State	Jacksonville, Fla.	FA-'13

WIDE RECEIVERS (12)

80	Hagan, Derek	WR	6-2	210	9/21/84	8	Arizona State	Palmdale, Calif.	FA-'14
18	Horton, Julian	WR	6-1	205	12/12/91	R	Arkansas	Norcross, Ga.	FA-'14
15	Hunter, Justin	WR	6-4	203	5/20/91	2	Tennessee	Virginia Beach Va.	D2-'13
83	Mariani, Marc	WR	6-1	187	5/2/87	5	Montana	Havre, Mont.	D7a-'10
14	Preston, Michael	WR	6-5	213	6/1/89	2	Heidelberg	Euclid, Ohio	FA-'11
16	Reynolds, Jaz	WR	6-2	201	2/26/91	R	Oklahoma	Houston, Texas	FA-'14
81	Richardson, Rico	WR	6-1	185	7/1/91	1	Jackson State	Natchez, Miss.	FA-'14
17	Robiskie, Brian	WR	6-4	212	12/3/87	6	Ohio State	Cleveland, Ohio	FA-'14
19	Walker, Derel	WR	6-1	188	6/29/91	R	Texas A&M	Hillsboro, Texas	FA-'14
85	Washington, Nate	WR	6-1	183	8/28/83	10	Tiffin	Toledo, Ohio	UFA (PIT)-'09
11	Williams, Isaiah	WR	6-2	201	1/30/87	1	Maryland	Montclair, N.J.	FA-'14
13	Wright, Kendall	WR	5-10	191	11/12/89	3	Baylor	Pittsburg, Texas	D1-'12

TIGHT ENDS (6)

41	Dickerson, Dorin	TE	6-1	226	3/31/88	4	Pittsburgh	Oakdale, Pa.	FA-'14
89	Schepler, Jason	TE	6-2	262	2/6/90	1	Northern Illinois	Sycamore, Ill.	FA-'14
86	Schiltz, Adam	TE	6-4	256	6/27/90	1	Emporia State	Ponca City, Okla.	FA-'13
88	Stevens, Craig	TE	6-3	263	9/1/84	7	California	San Pedro, Calif.	D3-'08
84	Thompson, Taylor	TE	6-6	268	10/19/89	3	Southern Methodist	Prosper, Texas	D5-'12
82	Walker, Delanie	TE	6-0	248	8/12/84	9	Central Missouri	Pomona, Calif.	UFA (SF)-'13

CENTERS (3)

61	Ikard, Gabe	C	6-4	304	9/26/90	R	Oklahoma	Oklahoma City, Okla.	FA-'14
62	Schwenke, Brian	C	6-3	318	3/22/91	2	California	Oceanside, Calif.	D4-'13
60	Spencer, Chris	G/C	6-3	308	3/28/82	10	Mississippi	Flora, Miss.	UFA (CHI)-'13

GUARDS (6)

69	Horn, Tyler	G/C	6-4	305	3/1/89	1	Miami (Fla.)	Memphis, Tenn.	FA-'13
67	Levitre, Andy	G	6-2	303	5/15/86	6	Oregon State	Santa Cruz, Calif.	UFA (BUF)-'13
64	McCray, Justin	G	6-3	321	5/31/92	R	Central Florida	Miami, Fla.	FA-'14
79o	Merisma, Viondy	G/T	6-2	294	6/20/91	R	American International	Waltham, Mass.	FA-'14
66	Olsen, Eric	G/C	6-3	305	6/16/88	3	Notre Dame	Staten Island, N.Y.	UFA (PIT)-'14
70	Warmack, Chance	G	6-2	323	9/14/91	2	Alabama	Atlanta, Ga.	D1-'13

TACKLES (6)

76	Adams, Jeff	T	6-7	305	9/6/89	1	Columbia	Berwyn, Ill.	FA-'13
77	Lewan, Taylor	T	6-7	309	7/22/91	R	Michigan	Cave Creek, Ariz.	D1-'14
72	Oher, Michael	T	6-4	315	5/28/86	6	Mississippi	Memphis, Tenn.	UFA (BAL)-'14
73	Poehls, Will	T	6-8	334	11/27/91	R	Montana	Chandler, Ariz.	FA-'14
71	Roos, Michael	T	6-7	313	10/5/82	10	Eastern Washington	Vancouver, Wash.	D2-'05
68	Stingily, Byron	T	6-5	318	9/9/88	4	Louisville	Country Club Hills, Ill.	D6-'11

LONG SNAPPER (1)

48	Brinkley, Beau	LS	6-4	248	1/25/90	3	Missouri	Kearney, Mo.	FA-'12

PLACEKICKERS (2)

3	Bonani, Maikon	K	5-10	183	1/29/89	1	South Florida	Matáo, Brazil	FA-'14
4	Coons, Travis	K	6-1	194	2/6/92	R	Washington	Alta Loma, Calif.	FA-'14

As of July 14, 2014

TITANS POSITIONAL ROSTER - DEFENSE

DEFENSIVE LINEMEN (11)

78	Anunoby, Chigbo	DL	6-4	324	1/4/89	1	Morehouse	Jefferson City, Mo.	FA-'13
99	Casey, Jurrell	DL	6-1	305	12/5/89	4	Southern California	Long Beach, Calif.	D3-'11
79d	Dixon, Marcus	DE	6-4	295	9/16/84	3	Hampton	Rome, Ga.	FA-'14
98	Edwards, Lavar	DE	6-4	278	4/29/90	2	Louisiana State	New Orleans, La.	D5-'13
94	Hill, Sammie	DL	6-4	328	11/8/86	6	Stillman	West Blocton, Ala.	UFA (DET)-'13
90	Johnson, Antonio	DL	6-3	328	12/8/84	8	Mississippi State	Leland, Miss.	UFA (IND)-'13
75	Jones, DaQuan	DL	6-4	322	12/17/91	R	Penn State	Johnson City, N.Y.	D4a-'14
97	Klug, Karl	DE	6-3	278	3/31/88	4	Iowa	Caledonia, Minn.	D5-'11
93	Martin, Mike	DL	6-1	298	9/1/90	3	Michigan	Detroit, Mich.	D3-'12
92	Pitoitua, Ropati	DE	6-8	298	4/6/85	5	Washington State	Lakewood, Wash.	UFA (KC)-'13
96	Woods, Al	DL	6-4	307	3/25/87	5	Louisiana State	Elton, La.	UFA (PIT)-'14

LINEBACKERS (15)

56	Ayers, Akeem	LB	6-3	255	7/10/89	4	UCLA	Los Angeles, Calif.	D2-'11
57	Bailey, Patrick	LB	6-4	243	11/19/85	7	Duke	Elmendorf, Texas	W (PIT)-'10
55	Brown, Zach	LB	6-1	248	10/23/89	3	North Carolina	Estill, S.C.	D2-'12
51	Copeland, Brandon	LB	6-3	260	7/2/91	1	Pennsylvania	Sykesville, Md.	FA-'13
53	Fokou, Moise	LB	6-1	243	8/28/85	6	Maryland	Rockville, Md.	UFA (IND)-'13
46	Gilbert, David	LB	6-4	254	10/31/91	R	Miami (Fla.)	Coral Springs, Fla.	FA-'14
50	Gooden, Zaviar	LB	6-1	231	8/31/90	2	Missouri	Pflugerville, Texas	D3b-'13
47	Hinds, David	LB	6-0	235	2/25/90	1	Florida Atlantic	Miami, Fla.	FA-'14
52	McCarthy, Colin	LB	6-1	243	5/30/88	4	Miami (Fla.)	Tampa, Fla.	D4a-'11
91	Morgan, Derrick	LB/DE	6-3	261	1/6/89	5	Georgia Tech	Coatesville, Pa.	D1-'10
58	Phillips, Shaun	LB	6-3	255	5/13/81	11	Purdue	Willingboro, N.J.	UFA (DEN)-'14
49	Willard, Jonathan	LB	6-2	231	1/10/90	1	Clemson	Loris, S.C.	FA-'13
54	Williamson, Avery	LB	6-1	246	3/9/92	R	Kentucky	Milan, Tenn.	D5-'14
95	Wimbley, Kamerion	LB/DE	6-4	258	10/13/83	9	Florida State	Wichita, Kan.	FA-'12
59	Woodyard, Wesley	LB	6-0	233	7/21/86	7	Kentucky	LaGrange, Ga.	UFA (DEN)-'14

CORNERBACKS (10)

26	Anderson, Ri'Shard	CB	5-11	194	4/3/91	R	Syracuse	Miramar, Fal.	FA-'14
35d	Anthony, Marc	CB	5-11	196	11/14/89	1	California	Chandler, Ariz.	FA-'14
37	Campbell, Tommie	CB	6-3	198	9/19/87	4	California (Pa.)	Aliquippa, Pa.	D7b-'11
28	Huff, Marqueston	DB	5-11	196	4/6/92	R	Wyoming	Texarkana, Texas	D4b-'14
30	McCourty, Jason	CB	6-0	193	8/13/87	6	Rutgers	Nyack, N.J.	D6a-'09
32	Pellerin, Micah	DB	6-0	192	11/23/88	2	Hampton	New Orleans, La.	W (DAL)-'13
24	Sensabaugh, Coty	CB	5-11	187	11/15/88	3	Clemson	Kingsport, Tenn.	D4-'12
36	Wooten, Khalid	CB	5-11	212	2/19/90	1	Nevada	Rialto, Calif.	D6-'13
25	Wreh-Wilson, Blidi	CB	6-1	198	12/5/89	2	Connecticut	Edinboro, Pa.	D3a-'13
40	Wright, Winston	CB	5-10	190	3/16/91	R	South Dakota State	Lee's Summit, Mo.	FA-'14

SAFETIES (5)

33	Griffin, Michael	S	6-0	215	1/4/85	8	Texas	Austin, Texas	D1-'07
31	Pollard, Bernard	S	6-1	226	12/23/84	9	Purdue	Fort Wayne, Ind.	FA-'13
38	Smith, Hakeem	S	6-0	194	11/9/89	R	Louisville	Jonesboro, Ga.	FA-'14
39	Stafford, Daimion	S	6-1	218	2/18/91	2	Nebraska	Riverside, Calif.	D7-'13
21	Wilson, George	S	6-0	210	3/14/81	9	Arkansas	Paducah, Ky.	FA-'13

PUNTERS (1)

6	Kern, Brett	P	6-2	214	2/17/86	7	Toledo	Grand Island, N.Y.	W (DEN)-'09

As of July 14, 2014

HOW THE TITANS WERE BUILT

YEAR	DRAFTEES (32)		FREE AGENTS (55)		TRADES/WAIVERS (3)	
2014	T	Taylor Lewan (1)	K	Maikon Bonani (FA)		
	RB	Bishop Sankey (2)	DE	Marcus Dixon (FA)		
	DL	DaQuan Jones (4a)	TE	Jason Schepler (FA)		
	DB	Marqueston Huff (4b)	LB	David Hinds (FA)		
	LB	Avery Williamson (5)	WR	Isaiah Williams (FA)		
	QB	Zach Mettenberger (6)	RB	Dexter McCluster (UFA-KC)		
			DL	Al Woods (UFA-PIT)		
			QB	Charlie Whitehurst (UFA-SD)		
			LB	Wesley Woodyard (UFA-DEN)		
			T	Michael Oher (UFA-BAL)		
			LB	Shaun Phillips (UFA-DEN)		
			G/C	Eric Olsen (UFA-PIT)		
			WR	Brian Robiskie (FA)		
			CB	Ri'Shard Anderson (FA)		
			RB	Antonio Andrews (FA)		
			C	Gabe Ikard (FA)		
			G	Justin McCray (FA)		
			WR	Jaz Reynolds (FA)		
			S	Hakeem Smith (FA)		
			WR	Derel Walker (FA)		
			K	Travis Coons (FA)		
			T	Will Poehls (FA)		
			LB	David Gilbert (FA)		
			WR	Julian Horton (FA)		
			RB	Waymon James (FA)		
			G/T	Viondy Merisma (FA)		
			CB	Winston Wright (FA)		
			CB	Marc Anthony (FA)		
			WR	Rico Richardson (FA)		
			WR	Derek Hagan (FA)		
			TE	Dorin Dickerson (FA)		
2013	G	Chance Warmack (1)	S	George Wilson (FA)	DB	Micah Pellerin (W-DAL)
	WR	Justin Hunter (2)	G	Andy Levitre (UFA-BUF)		
	CB	Blidi Wreh-Wilson (3a)	TE	Delanie Walker (UFA-SF)		
	LB	Zaviar Gooden (3b)	DL	Sammie Hill (UFA-DET)		
	C	Brian Schwenke (4)	RB	Shonn Greene (UFA-NYJ)		
	DE	Lavar Edwards (5)	LB	Moise Fokou (UFA-IND)		
	CB	Khalid Wooten (6)	S	Bernard Pollard (FA)		
	S	Daimion Stafford (7)	DE	Ropati Pitoitua (UFA-KC)		
			G/C	Chris Spencer (UFA-CHI)		
			DL	Antonio Johnson (UFA-IND)		
			RB	Jackie Battle (FA)		
			RB	Leon Washington (FA)		
			WR	Michael Preston (FA)		
			QB	Tyler Wilson (FA)		
			LB	Jonathan Willard (FA)		
			T	Jeff Adams (FA)		
			DL	Chigbo Anunoby (FA)		
			LB	Brandon Copeland (FA)		
			C	Tyler Horn (FA)		
			TE	Adam Schiltz (FA)		
2012	WR	Kendall Wright (1)	LB/DE	Kamerion Wimbley (FA)		
	LB	Zach Brown (2)	LS	Beau Brinkley (FA)		
	DL	Mike Martin (3)	FB	Collin Mooney (FA)		
	CB	Coty Sensabaugh (4)				
	TE	Taylor Thompson (5)				
2011	QB	Jake Locker (1)				
	LB	Akeem Ayers (2)				
	DL	Jurrell Casey (3)				
	LB	Colin McCarthy (4a)				
	DE	Karl Klug (5)				
	T	Byron Stingily (6)				
	CB	Tommie Campbell (7b)				
2010	LB/DE	Derrick Morgan (1)			LB	Patrick Bailey (W-PIT)
	WR	Marc Mariani (7a)				
2009	CB	Jason McCourty (6a)	WR	Nate Washington (UFA-PIT)	P	Brett Kern (W-DEN)
2008	TE	Craig Stevens (3)				
2007	S	Michael Griffin (1)				
2006						
2005	T	Michael Roos (2)				

As of July 14, 2014

76

Jeff Adams

TACKLE • 6'7" • 305 lbs • COLLEGE: COLUMBIA
ACQUIRED: FREE AGENT - 2013
NFL EXP. (NFL/TITANS): 1/1 • HOMETOWN: BERWYN, ILL.
GAMES PLAYED/GAMES STARTED: 0/0 (PLAYOFFS: 0/0)

PRO: A first-year offensive lineman, Adams joined the Titans practice squad one week into the 2013 campaign and spent the remainder of the season with the team. He was re-signed to a future contract at the conclusion of the season. The towering former Columbia standout initially entered the NFL in 2012 as an undrafted free agent with the Dallas Cowboys and has also spent time with the Cincinnati Bengals and Miami Dolphins.

CAREER TRANSACTIONS:
• The native of Berwyn, Ill., was signed by the Dallas Cowboys as a rookie free agent on April 30, 2012.
• Waived by the Cowboys on Aug. 31, 2012.
• Signed to the Cincinnati Bengals practice squad on Sept. 2, 2012 and released on Nov. 12, 2012.
• Signed to the Miami Dolphins practice squad on Nov. 19, 2012.
• Re-signed by the Dolphins as a free agent on Jan. 2, 2013 and waived on Aug. 31, 2013.
• Signed by the Titans to the practice squad on Sept. 11, 2013.
• Re-signed by the Titans on Dec. 31, 2013.

SEASON RECAPS:
2013 (0/0 - Tennessee): Spent 15 games on the practice squad after joining the Titans in Week 2.

2012 (0/0 - Cincinnati, 0/0 - Miami): Spent nine games on Cincinnati's practice squad and eight games on Miami's practice squad.

COLLEGE:
• As a senior, named to the All-Ivy League team for the third straight time.
• Played in all 10 games as a junior and was named to the All-Ivy League first-team at left tackle.
• Named first-team All-Ivy League at left tackle after starting all 10 games as a sophomore.
• Was the only sophomore offensive lineman on either the first or second-team All-Ivy League.
• Did not see any action as a freshman, primarily serving as a backup left tackle.
• Received his degree in sociology.

PERSONAL:
• Was an All-West Suburban Conference selection in both football and basketball at Lyons Township (La Grange, Ill.) High School.
• Captained the football team as a senior and was a Class 8A Academic All-State selection.
• Earned two letters in football and one in basketball.
• Born Jeffrey Goggin Adams on Sept. 6, 1989 in Berwyn, Ill.

JEFF ADAMS' NFL STATISTICS

REGULAR SEASON

Year	Team	GP	GS
2012	Cin/Mia	Practice	Squad
2013	Miami	Practice	Squad
NFL Totals		**0**	**0**

35

Marc Anthony

DEFENSIVE BACK • 5'11" • 196 lbs • COLLEGE: CALIFORNIA
ACQUIRED: FREE AGENT - 2014 • NFL EXP. (NFL/TITANS): 1/1
HOMETOWN: CHANDLER, ARIZ.
GAMES PLAYED/GAMES STARTED: 0/0 (PLAYOFFS: 0/0)

PRO: The Titans signed Marc Anthony as a free agent on June 4, 2014. The 5-foot-11-inch, 196-pounder entered the league as a 2013 seventh-round selection of the Baltimore Ravens. The University of California product spent his entire rookie campaign as a member of the Tampa Bay Buccaneers' practice squad. He will have a chance to contribute immediately on special teams and will add depth in the secondary.

TITANS TIDBITS:
• Anthony was a four-star recruit at cornerback coming out of high school and drew interest from Michigan and Nebraska before finally deciding to attend the University of California.

CAREER TRANSACTIONS:
• The Chandler, Ariz., native was originally selected by the Baltimore Ravens in the seventh round (247th overall) of the 2013 NFL Draft.
• Released by the Ravens on Aug. 30, 2013.
• Signed by the Tampa Bay Buccaneers to their practice squad on Sept. 2, 2013.
• Signed by the Buccaneers to a future contract on Jan. 6, 2014.
• Released by the Buccaneers on May 30, 2014.
• Signed by the Titans as a free agent on June 4, 2014.

SEASON RECAPS:
2013 (0/0 - Tampa Bay): Spent the entire season on the team's practice squad.

COLLEGE:
• In four seasons at California, Anthony saw action in 41 games with 32 starts and tallied 138 tackles, 13 tackles for loss, five interceptions for 96 yards and a touchdown, 21 passes defensed and two forced fumbles.
• As a senior (2012), saw action in 11 games with 10 starts and recorded career highs of 52 tackles and seven and a half tackles for loss. Tied a career-high with two interceptions and returned them for a career-high 64 yards and a touchdown. Added three passes defensed and a forced fumble.
• As a junior (2011), started 11 games and finished with a career-high and team-leading 12 passes defensed, tying for seventh on the school's all-time single-season list. Tallied 38 tackles and five tackles for loss. Had at least a pass defensed in seven of the last eight games, including five in a row.
• As a sophomore (2010), started all 11 games and tallied 48 tackles, a half tackle for a loss, a team-high two interceptions for 18 yards, six passes defensed and a forced fumble. Posted a pass defensed in six different games.
• As a redshirt freshman (2009), saw action in eight games, seeing time on special teams and from scrimmage as a reserve
• As a freshman (2008), was redshirted in his first season.
• Graduated in December 2012 with a bachelor's degree in African American studies from California.

PERSONAL:
• Single, splits time between Nashville and Chandler, Ariz.
• Attended at Chandler (Ariz.) High School, where he was a four-star recruit by Rivals. He was ranked as the No. 14 CB prospect in the country and the fourth-best overall prospect in Arizona.
• Was selected to the All-Far West team by SuperPrep and voted a first-team All-State selection.
• As a senior in 2007, posted 77 tackles, a sack and four interceptions. Played in the Offense-Defense All-American Bowl following his senior campaign.
• Named second-team All-Region as a junior in 2006 after tallying 58 tackles and five interceptions.
• Born Marc Phillip Anthony on Nov. 14, 1989 in Chandler, Ariz.

78

Chigbo Anunoby

DEFENSIVE LINEMAN • 6'4" • 324 lbs • COLLEGE: MOREHOUSE
ACQUIRED: FREE AGENT - 2013 • NFL EXP. (NFL/TITANS): 1/1
HOMETOWN: JEFFERSON CITY, MO.
GAMES PLAYED/GAMES STARTED: 0/0 (PLAYOFFS: 0/0)

PRO: The Titans signed Chigbo Anunoby (pronounced chi-BOO an-uh-NO-bee) at the conclusion of the 2013 season after Anunoby spent the majority of the campaign on the team's practice squad and practice squad/injured list. The big-bodied defensive lineman also has practice squad experience with the Indianapolis Colts and Washington Redskins. He entered the NFL as an undrafted free agent with the Redskins in 2012.

TITANS TIDBITS:
• Anunoby, whose parents are of Nigerian heritage, was born in England and lived there until he was 14.
• Anunoby, who owns separate undergraduate degrees in biology (Lincoln University) and math (Morehouse), plans to attend medical school following his football career.

CAREER TRANSACTIONS:
• The Jefferson City, Mo., native was originally signed by the Indianapolis Colts as a rookie free agent on April 30, 2012.
• Released by the Colts on Aug. 31, 2012 and signed to the practice squad the following day.
• Released by the Colts on Sept. 18, 2012.
• Signed by the Washington Redskins to the practice squad on Sept. 25, 2012.
• Re-signed by the Redskins on Jan. 8, 2013 and waived on Aug. 31, 2013.
• Signed by the Titans to the practice squad on Oct. 30, 2013 and placed on the practice squad/injured list on Nov. 26, 2013.
• Signed by the Titans on Dec. 31, 2013.

SEASON RECAPS:
2013 (0/0 - Tennessee): Spent four games on the Titans practice squad before being placed for the remainder of the season on practice squad/injured.

2012 (0/0 - Indianapolis, 0/0 - Washington): Was on the Colts practice squad for two games before being released and signed to the Redskins practice squad, where he remained for the rest of the campaign.

COLLEGE:
• In two seasons at Morehouse College, saw action in 21 games and recorded 93 tackles, 19.0 tackles for loss, 4.5 sacks, six forced fumbles and six fumble recoveries.
• In 2011, totaled 49 tackles, a team-leading 14 tackles for loss, 3.5 sacks, three forced fumbles and one fumble recovery as a defensive tackle.
• Was named a first-team All-SIAC choice and was selected to the All-SIAC second-team in the 2011 preseason.
• Participated in the HBCU Bowl and inaugural NFLPA Collegiate Bowl.
• Was out of football in 2008 and 2009 while attending Lincoln University before returning to the game in 2010 at Morehouse.
• Spent the 2006 and 2007 seasons as a defensive lineman for Lincoln University in Jefferson City, Mo.
• Received a degree in biology from Lincoln in 2011 and received a degree in math from Morehouse in 2014.

PERSONAL:
• Attended Jefferson City (Mo.) High School.
• Follow Anunoby on Twitter at @datquelondon.
• List of favorites: (movie) "The Wood"; (TV show) "Game of Thrones"; (music artist) Kendrick Lamar; (video game) FIFA; and (food) barbecue.
• Born Chigbo Anunoby on Jan. 4, 1989 in London, England.

CHIGBO ANUNOBY'S NFL STATISTICS

REGULAR SEASON				TACKLES							INTERCEPTIONS					FUMBLES			
Year	Team	GP	GS	Tot	Solo	Asst	Sk	Yds	QBP	TFL	No	Yds	Lg	TD	PD	FF	FR	Yds	SpT
2012	IND/WAS	0	0	Practice Squad															
2013	TEN	0	0	Practice Squad															
NFL Totals		**0**	**0**	**0**	**0**	**0**	**0.0**	**0.0**	**0**	**0**	**0**	**0**	**0**	**0**	**0**	**0**	**0**	**0**	**0**

56

Akeem Ayers

LINEBACKER • 6'3" • 255 lbs • COLLEGE: UCLA
ACQUIRED: 2ND ROUND - 2011 • NFL EXP. (NFL/TITANS): 4/4
HOMETOWN: LOS ANGELES, CALIF.
GAMES PLAYED/GAMES STARTED: 48/44 (PLAYOFFS: 0/0)

PRO: The Titans used their second-round selection in 2011 on versatile former UCLA standout Akeem Ayers. A smooth, agile defender, he lined up mostly as a strongside linebacker in his first three seasons, but he also grew increasingly into an end rusher on passing downs. Ayers became the first Titans rookie to start all 16 games since 2002, and led all Titans linebackers with 88 tackles, the second-highest total for a Titans rookie since 1999. He built on that effort in 2012, when he led the defense with 110 tackles and ranked second on the squad with six sacks.

CAREER HIGHLIGHTS:
• In 2013, Ayers saw action in all 16 games for the third straight season and posted 56 tackles, a sack and an interception.
• In his second NFL season, Ayers led the team with 110 tackles and tied for second on the squad with six sacks.
• Ayers had a strong rookie season in 2011, starting all 16 games and leading all Titans linebackers with 88 tackles, to go along with two sacks, seven quarterback pressures and three tackles for loss.
• Ayers has a knack for finding the end zone on defense. He scored three touchdowns during his UCLA career, including two interception returns and a fumble return for a score.

TITANS TIDBITS:
• Ayers is a skilled free-hand artist. His favorite things to sketch are super heroes.
• After attending the first round of the draft in New York on Friday night, Ayers had to fly back to Los Angeles on Saturday for a previously scheduled event. He was at LAX airport when the second round started and got the call from the Titans on his car ride home with his brother and sister.

CAREER TRANSACTIONS:
• The Los Angeles, Calif., native was selected by the Titans in the second round (39th overall) of the 2011 NFL Draft.

SEASON RECAPS:
2013 (16/14): Appeared in all 16 games for the third straight season. Started 14 games at linebacker and collected 56 tackles, a sack, three stops for loss, four quarterback pressures, an interception, eight passes defensed and a forced fumble. Tied for the team lead in tackles once in 2013 (vs. SF). Tied for the team lead in sacks once in 2013 (vs. SD). Tied for the team lead in quarterback pressures twice in 2013 (at HOU, at OAK). Tied for the team lead in passes defensed three times in 2013 (vs. SD, vs. JAX, at IND).
• At Houston (9/15), started at linebacker and compiled three tackles, a pass defensed and a quarterback pressure. Deflected a Matt Schaub pass that was then intercepted by Bernard Pollard late in the second quarter.
• Against San Diego (9/22), started at linebacker and notched a sack and a pass defensed. Dropped Philip Rivers for a five-yard sack during the second quarter.
• Against San Francisco (10/20), started at linebacker and tied for the team lead with nine tackles and a quarterback pressure. Stopped Frank Gore for no gain on a rush off right tackle early in the third quarter.
• At St. Louis (11/3), started at linebacker and collected five tackles and a pass defensed. Halted a Rams' drive by breaking up a pass intended for Jared Cook on third-and-10 late in the fourth quarter.
• Against Indianapolis (11/14), started at linebacker and compiled eight tackles, including a stop for loss. Dropped Donald Brown for no gain on a rush off left tackle in the third quarter. Stuffed Trent Richardson for a one-yard loss on a rush off right guard in the fourth quarter.
• At Oakland (11/24), started at linebacker and posted seven tackles, including a stop for loss, a quarterback pressure and a pass defensed. Teamed with Jason McCourty to stuff Rashad Jennings for a two-yard loss on a rush off right end in the third stanza. Stopped Matt McGloin for a one-yard loss on a rush off right tackle in the third quarter.
• At Indianapolis (12/1), started at linebacker and amassed a tackle and two passes defensed. Forced the Colts to settle for a field goal by batting down a pass intended for LaVon Brazill on third-and-nine in the first quarter.
• Against Houston (12/29), started at linebacker and tallied two tackles, including a stop for loss, an interception and a forced fumble. Stonewalled Ray Graham for a one-yard loss on a rush off right tackle in the second quarter. Forced a Jonathan Grimes fumble that was recovered by Zach Brown in the second quarter. Intercepted a pass that was deflected by Bernard Pollard in the third quarter.

2012 (16/14): Played in all 16 games with 14 starts. Led the team with 110 tackles and tied for second on the squad with six sacks. Also notched eight quarterback pressures, eight passes defensed, four tackles for loss, an interception and a forced fumble. Registered a career-best 15 tackles against Detroit (9/23/12). Led the team in tackles twice (vs. NE, vs. DET). Led or tied for the team lead in sacks three times (vs. DET, vs. IND, vs. CHI). Led or tied for the team lead in quarterback pressures four times (vs. NE, at BUF, vs. IND, vs. CHI). Led or tied for the team lead in passes defensed four times (vs. DET, at HST, at MIA, vs. HST).
• Against New England (9/9), led the team with 11 tackles, including a stop for loss. Stonewalled Stevan Ridley for a one-yard loss on a rush off left guard in the opening quarter.
• Against Detroit (9/23), led the team with a career-high 15 tackles, including a sack and a pass defensed. Forced the Lions to settle for a field goal by batting down a third-and-two pass intended for Brandon Pettigrew in the first quarter. Halted a Lions' drive by dropping Matthew Stafford for an eight-yard sack on third-and-nine in the fourth quarter.
• Against Indianapolis (10/28), tallied seven tackles, including a sack, two quarterback pressures and a pass defensed. Batted down a pass intended for Dwayne Allen in the second quarter. Came off the edge and dropped Andrew Luck for a seven-yard sack in the third quarter.
• At Chicago (11/4), notched eight tackles, including a sack, a tackle for loss and a quarterback pressure. Chased down Jay Cutler for a sack along the sideline in the first quarter. Combined with Zach Brown to stuff Michael Bush for no gain on a rush off left tackle in the opening stanza. Stopped Bush for a one-yard loss on a carry off left guard in the second quarter. Teamed with Derrick Morgan to stonewall Matt Forte for a four-yard loss on a rush off right tackle in the second quarter. Stopped Bush for no gain on a carry off right tackle in the final stanza.
• At Miami (11/11), started recorded two tackles, an interception and two passes defensed. Tipped a Ryan Tannehill pass that was then intercepted by Colin McCarthy and returned 49 yards for a touchdown with 14:05 left to play in the second quarter. Set up a Titans' score before the half by intercepting a Ryan Tannehill intended for Anthony Fasano on a third-and-one pass late in the second quarter.
• At Jacksonville (11/25), sacked Chad Henne for a seven-yard loss in the first quarter.
• Against Houston (12/2), played as a reserve at linebacker as the team opened the game in five defensive back formation. Posted six tackles and two passes defensed.
• Against N.Y. Jets (12/17), registered six tackles and a sack. Ended a Jets' drive by sacking Mark Sanchez for an eight-yard loss on third-and-seven in the fourth quarter.
• Against Jacksonville (12/30), recorded eight tackles, including a sack,

a forced fumble and a quarterback pressure. Forced a Justin Blackmon fumble in the third quarter. Halted a Jaguars' drive by teaming with Derrick Morgan to drop Chad Henne for a six-yard sack on third-and-12 in the fourth quarter. Ended a Jaguars' drive by combining with Karl Klug to sack Chad Henne for a four-yard loss on fourth-and-two late in the fourth quarter.

2011 (16/16): Became the first Titans rookie to start all 16 games since safety Tank Williams in 2002, and led all Titans linebackers with 88 tackles, the second-highest total for a Titans rookie since 1999 (103 by Alterraun Verner in 2010). Added two sacks, seven quarterback pressures, three tackles for loss, two passes defensed, one forced fumble and one fumble recovery. Led the team in tackles once (vs. JAX). Tied for the team lead in sacks twice (at CLE, at CAR). Tied for the team lead in quarterback pressures twice (at JAX, at ATL). Tied for the team lead in special teams tackles once (at CAR). Tied for the team lead in passes defensed once (at ATL). Registered a career-best 10 tackles against Jacksonville (12/24/11). Collected his first career sack by dropping Colt McCoy for a one-yard loss at Cleveland (10/2/11).
• At Jacksonville (9/11), started at strongside linebacker in his NFL debut and posted seven tackles and a quarterback pressure. Teamed with Barrett Ruud to stonewall Maurice Jones-Drew for a two-yard loss on a third-and-one goalline rush in the third quarter.
• At Cleveland (10/2), started at strongside linebacker and collected four tackles, a sack and a quarterback pressure. Registered his first career sack by dropping Colt McCoy for a one-yard loss in the third quarter.
• At Carolina (11/13), started at strongside linebacker and tallied seven tackles, a sack, a fumble recovery, a pass defensed and two quarterback pressures. Ended a Panthers' drive by recovering a Greg Olsen fumble that was forced out by Will Witherspoon at the Titans' eight-yard line in the first quarter. Broke up a pass intended for Jonathan Stewart in the second quarter. Came off the edge and dropped Cam Newton for a nine-yard sack late in the fourth quarter. Tied for the team lead with a special teams tackle.
• At Atlanta (11/20), started at strongside linebacker and collected seven tackles, including two stops for loss, a pass defensed and a quarterback pressure. Helped forced a Falcons' field goal by stonewalling Michael Turner for no gain on a third-and-one goalline rush in the second quarter. Stopped Turner for a one-yard loss on a rush off left tackle late in the second quarter. Batted down a deep pass intended for Tony Gonzalez late in the second quarter. Tackled Jacquizz Rodgers for a one-yard loss on a rush off right end in the third quarter.
• At Indianapolis (12/18), started at strongside linebacker and tallied five tackles and a forced fumble. Forced a Pierre Garcon fumble that was recovered by Chris Hope just before halftime and the turnover led to a Titans' field goal. Posted a special teams tackle.
• Against Jacksonville (12/24), started at strongside linebacker and led the team with a career-best 10 tackles and a quarterback pressure.

COLLEGE:
• In three seasons, Ayers played in 37 games at UCLA with 28 starts at strongside outside linebacker, recording 183 tackles with 14.0 sacks and 29.5 tackles for loss. He also caused seven fumbles, recovered four fumbles and tallied six interceptions for 100 yards with two touchdowns. Ayers earned All-America honors in his final two seasons and was one of five finalists for the 2010 Butkus Award.
• As a junior (2010), earned second-team All-America honors from the Walter Camp Football Foundation and was one of five Butkus Award finalists, finishing third in voting. Selected as a team captain and started all 12 games. Finished fourth on the team with 68 tackles, tied for first with four sacks, second with 10.0 tackles for loss and tied for second with two interceptions. Named third-team Associated Press All-American, second-team Phil Steele All-American and first-team All-Pac-10 selection.
• As a sophomore (2009), started all 13 games at strongside linebacker and earned honorable mention All-Pac-10. Tied a UCLA season record with two touchdowns on interceptions and scored three defensive touchdowns in all (one fumble return). Led the team with four forced fumbles and finished second on the team with six sacks and 14.5 tackles for loss. In his final four games of the season, Ayers made 30 tackles, including four sacks and 9.5 tackles for loss, three interceptions (returned one for a touchdown) and returned a fumble for a touchdown. Named co-defensive winner of UCLA's Captain Don Brown Memorial Award for Most Improved Player.
• As a freshman (2008), appeared in 12 games with three starts at strongside linebacker and was named to Rivals.com Pac-10 All-Freshman team. Posted 40 tackles, four sacks, three passes defensed and a forced fumble. Earned honorable mention All-Pac-10 from the league's coaches. Was the defensive co-winner of UCLA's John Boncheff, Jr. Memorial Award for Rookie of the Year.
• As a red-shirt frehman (2007), did not see action in his first year with the program.
• Was a History major at UCLA and was Director's Honor Roll in Fall 2007.

PERSONAL:
• Single and splits time between Nashville and Los Angeles, Calif. Has twin daughters Peyton and Cassidy.
• Lettered three seasons at Verbum Dei High School in Los Angeles, playing defensive end, linebacker and wide receiver.
• Named PrepStar All-American, SuperPrep All-American and a four-star recruit as a defensive end by Rivals.com and Scout.com. Rated No. 50 player in nation by scout.com. Rated No. 1 defensive end and No. 9 player in California by Scout.com. Ranked No. 9 among outside linebackers by Rivals.com.
• Member of Long Beach Press-Telegram Best in the West first team. Named first-team All-State (Small Schools) by Cal-Hi Sports and CIF-Southern Section Mid Valley Defensive Player of the Year. Led Verbum Dei to CIF Mid-Valley title.
• As a senior outside linebacker, he made 94 tackles, including 22 versus Temple City and collected two quarterback sacks. Totaled 21 receptions for 413 yards and nine touchdowns on offense. Returned 20 kickoffs for 626 yards.
• As a junior, made Cal-Hi Sports All-State (Small Schools) first team and All-CIF-SS Division XI first team. Made 116 tackles, 23 sacks, 15 other tackles for loss, an interception and five fumble recoveries. On offense, made 19 receptions for 441 yards and seven touchdowns.
• As a sophomore, he was credited with 87 tackles, 18 sacks and two blocked punts. On offense, he caught four passes for 132 yards.
• Has one brother, Kevin, and one sister, Jonnae.
• Hobbies include art and basketball.
• Follow Ayers on Twitter at @Akeem_Ayers and on Instagram @themanstill.
• List of favorites: (movie) "Remember the Titans"; (TV show) "Family Guy"; (actor) Denzel Washington; (video game) Call of Duty; (music artist) Lil Wayne; (school subjects) History; (car) 1969 Camaro; (food) Italian; (sports hero) Michael Jordan and Jerry Rice; and (sports teams as a child) San Francisco 49ers and Philadelphia 76ers (when Allen Iverson was there).
• Born Akeem Christopher Ayers on July 10, 1989 in Los Angeles, Calif.

AKEEM AYERS' GAME-BY-GAME

2011 Tennessee Titans

Date	Opp	W/L	P/S	Tot	Solo	Asst	Sk	- Yds	QBP	TFL	Int	- Yds	-TD	PD	FF	FR	- Yds	SpT
Sept 11	@ Jax	L	S	7	6	1	0.0	0.0	1	0	0	0	0	0	0	0	0	0
Sept 18	Bal	W	S	3	1	2	0.0	0.0	0	0	0	0	0	0	0	0	0	0
Sept 25	Den	W	S	6	3	3	0.0	0.0	0	0	0	0	0	0	0	0	0	0
Oct 2	@ Cle	W	S	4	3	1	1.0	1.0	1	0	0	0	0	0	0	0	0	0
Oct 9	@ Pit	L	S	2	1	1	0.0	0.0	0	0	0	0	0	0	0	0	0	0
Oct 23	Hou	L	S	2	2	0	0.0	0.0	0	0	0	0	0	0	0	0	0	0
Oct 30	Ind	W	S	2	1	1	0.0	0.0	0	0	0	0	0	0	0	0	0	2
Nov 6	Cin	L	S	6	4	2	0.0	0.0	1	0	0	0	0	0	0	0	0	1
Nov 13	@ Car	W	S	7	7	0	1.0	9.0	2	0	0	0	0	1	0	1	0	1
Nov 20	@ Atl	L	S	7	6	1	0.0	0.0	1	2	0	0	0	1	0	0	0	0
Nov 27	TB	W	S	8	8	0	0.0	0.0	0	1	0	0	0	0	0	0	0	0
Dec 4	@ Buf	W	S	6	4	2	0.0	0.0	0	0	0	0	0	0	0	0	0	0
Dec 11	NO	L	S	8	6	2	0.0	0.0	0	0	0	0	0	0	0	0	0	0
Dec 18	@ Ind	L	S	5	4	1	0.0	0.0	0	0	0	0	0	0	1	0	0	1
Dec 24	Jax	W	S	10	5	5	0.0	0.0	1	0	0	0	0	0	0	0	0	0
Jan 1	@ Hou	W	S	5	5	0	0.0	0.0	0	0	0	0	0	0	0	0	0	0
Totals		**9-7**	**16/16**	**88**	**66**	**22**	**2.0**	**10.0**	**7**	**3**	**0**	**0**	**0**	**2**	**1**	**1**	**0**	**5**

2012 Tennessee Titans

Date	Opp	W/L	P/S	Tot	Solo	Asst	Sk	- Yds	QBP	TFL	Int	- Yds	-TD	PD	FF	FR	- Yds	SpT
Sept 9	NE	L	S	11	7	4	0.0	0.0	1	1	0	0	0	0	0	0	0	0
Sept 16	@ SD	L	S	9	8	1	0.0	0.0	0	0	0	0	0	1	0	0	0	0
Sept 23	Det	W	S	15	11	4	1.0	8.0	0	0	0	0	0	1	0	0	0	0
Sept 30	@ Hou	L	S	8	5	3	0.0	0.0	0	0	0	0	0	1	0	0	0	0
Oct 7	@ Min	L	S	7	5	2	0.0	0.0	1	0	0	0	0	0	0	0	0	0
Oct 11	Pit	W	S	6	4	2	0.0	0.0	0	1	0	0	0	0	0	0	0	0
Oct 21	@ Buf	W	S	4	3	1	0.0	0.0	1	0	0	0	0	0	0	0	0	0
Oct 28	Ind	L	S	7	3	4	1.0	7.0	2	0	0	0	0	1	0	0	0	0
Nov 4	Chi	L	S	8	6	2	1.0	0.0	1	1	0	0	0	0	0	0	0	0
Nov 11	@ Mia	W	S	2	1	1	0.0	0.0	0	0	1	2	0	2	0	0	0	0
Nov 25	@ Jax	L	S	5	5	0	1.0	7.0	0	0	0	0	0	0	0	0	0	0
Dec 2	Hou	L	p	6	5	1	0.0	0.0	0	0	0	0	0	2	0	0	0	0
Dec 9	@ Ind	L	S	2	1	1	0.0	0.0	1	1	0	0	0	0	0	0	0	0
Dec 17	NYJ	W	S	6	4	2	1.0	8.0	0	0	0	0	0	0	0	0	0	0
Dec 23	@ GB	L	p	6	5	1	0.0	0.0	0	0	0	0	0	0	0	0	0	0
Dec 30	Jax	W	S	8	6	2	1.0	5.0	1	0	0	0	0	0	1	0	0	0
Totals		**6-10**	**16/14**	**110**	**79**	**31**	**6.0**	**35.0**	**8**	**4**	**1**	**2**	**0**	**8**	**1**	**0**	**0**	**0**

2013 Tennessee Titans

Date	Opp	W/L	P/S	Tot	Solo	Asst	Sk	- Yds	QBP	TFL	Int	- Yds	-TD	PD	FF	FR	- Yds	SpT
Sept 8	@ Pit	W	S	0	0	0	0.0	0.0	0	0	0	0	0	0	0	0	0	0
Sept 15	@ Hou	L	S	3	2	1	0.0	0.0	1	0	0	0	0	1	0	0	0	0
Sept 22	SD	W	S	1	1	0	1.0	5.0	0	0	0	0	0	1	0	0	0	0
Sept 29	NYJ	W	p	5	3	2	0.0	0.0	1	0	0	0	0	0	0	0	0	0
Oct 6	KC	L	S	5	3	2	0.0	0.0	0	0	0	0	0	0	0	0	0	0
Oct 13	@ Sea	L	S	3	2	1	0.0	0.0	0	0	0	0	0	0	0	0	0	0
Oct 20	SF	L	S	9	8	1	0.0	0.0	1	0	0	0	0	0	0	0	0	0
Nov 3	@ StL	W	S	5	4	1	0.0	0.0	0	0	0	0	0	1	0	0	0	0
Nov 10	Jax	L	S	3	3	0	0.0	0.0	0	0	0	0	0	1	0	0	0	0
Nov 14	Ind	L	S	8	6	2	0.0	0.0	0	1	0	0	0	0	0	0	0	0
Nov 24	@ Oak	W	S	7	6	1	0.0	0.0	1	1	0	0	0	1	0	0	0	0
Dec 1	@ Ind	L	S	1	1	0	0.0	0.0	0	0	0	0	0	2	0	0	0	0
Dec 8	@ Den	L	p	0	0	0	0.0	0.0	0	0	0	0	0	0	0	0	0	0
Dec 15	Ari	L	S	2	2	0	0.0	0.0	0	0	0	0	0	0	0	0	0	0
Dec 22	@ Jax	W	S	2	1	1	0.0	0.0	0	0	0	0	0	0	0	0	0	0
Dec 29	Hou	W	S	2	2	0	0.0	0.0	0	1	1	5	0	1	1	0	0	0
Totals		**7-9**	**16/14**	**56**	**44**	**12**	**1.0**	**5.0**	**4**	**3**	**1**	**5**	**0**	**8**	**1**	**0**	**0**	**0**

AKEEM AYERS' NFL STATISTICS

REGULAR SEASON				TACKLES							INTERCEPTIONS					FUMBLES			
Year	Team	GP	GS	Tot	Solo	Asst	Sk	Yds	QBP	TFL	No	Yds	Lg	TD	PD	FF	FR	Yds	SpT
2011	Tennessee	16	16	88	66	22	2.0	10.0	7	3	0	0	0	0	2	1	1	0	5
2012	Tennessee	16	14	110	79	31	6.0	35.0	8	4	1	2	2	0	8	1	0	0	0
2013	Tennessee	16	14	56	44	12	1.0	5.0	4	3	1	5	5	0	8	1	0	0	0
NFL Totals		**48**	**44**	**254**	**189**	**65**	**9.0**	**50.0**	**19**	**10**	**2**	**7**	**5**	**0**	**18**	**3**	**1**	**0**	**5**

Single-Game Highs

Tackles - 15 vs. Detroit (9/23/12)
Sacks - 1 (Nine times, last vs. San Diego 9/22/13)
Forced Fumble - 1 (Three times, last vs. Houston 12/29/13)
Fumble Recovery - 1 at Carolina (11/13/11)
Quarterback Pressures - 2 (Twice, last vs. Indianapolis 10/28/12)
Interceptions - 1 (Twice, last vs. Houston 12/29/13)
Pass Defensed - 2 (Three times, last at Indianapolis 12/1/13)

57

Patrick Bailey

LINEBACKER • 6'4" • 243 lbs • COLLEGE: DUKE
ACQUIRED: WAIVERS (PIT) - 2010 • NFL EXP. (NFL/TITANS): 7/5
HOMETOWN: ELMENDORF, TEXAS
GAMES PLAYED/GAMES STARTED: 84/0 (PLAYOFFS: 3/0)

2013

SUPER BOWLS
2008

PRO: Patrick Bailey is a savvy linebacker that has enjoyed most of his success as a pro on special teams. He joined the Titans after spending his first two NFL seasons with the Pittsburgh Steelers. Bailey, who earned a Super Bowl ring as a rookie, provides depth at linebacker, but makes his biggest impact as a core member of the Titans' special teams units.

CAREER HIGHLIGHTS:

• In 2013, his fourth season with the Titans, Bailey was named special teams captain and finished third on the team with 13 special teams stops.
• In 2011, Bailey tied for the team lead with 15 special teams tackles and collected a career-best four special teams stops against Jacksonville (12/24/11).
• In his first season with the Titans in 2010, Bailey appeared in all 16 games and finished second on the squad with a career-high 19 special teams stops.
• As a rookie in 2008, saw action in 12 games for the Steelers and ranked third on the team with 12 special teams stops. He posted a solo special teams tackle in the Super Bowl XLIII victory over Arizona.

TITANS TIDBITS:

• Bailey is an accomplished pilot, receiving his flying license in 2009. He has more than 100 hours of flight time in the air.
• In 2008, Bailey earned the Pittsburgh Steelers' Joe Greene Great Performance Award as the teams' Rookie of the Year.

CAREER TRANSACTIONS:

• The Elmendorf, Texas, native was originally signed by the Pittsburgh Steelers as a rookie free agent on April 28, 2008.
• Released by the Steelers following training camp and signed to the team's practice squad.
• Signed to the Steelers' active roster from the practice squad on Sept. 20, 2008 and appeared in two games before being released on Oct. 4, 2008.
• Re-signed to the Steelers' practice squad on Oct. 6, 2008.
• Signed to the Steelers' active roster from the practice squad on Oct. 25, 2008 where he spent the remainder of the season.
• Released by the Steelers on Sept. 4, 2010 and was claimed off waivers by the Titans on Sept. 5, 2010.

SEASON RECAPS:

2013 (13/0 - Tennessee): Played as a reserve in 13 games and ranked third on the team with 13 special teams stops. Was inactive for three games. Led or tied for the team lead in special teams tackles four times in 2013 (vs. IND, at DEN, at JAX, vs. HOU). Was voted a team captain for the 2013 season by his teammates.
• At Pittsburgh (9/8), saw action on special teams coverage units and tallied two special teams stops.
• Against San Diego (9/22), saw action as a reserve on special teams before leaving the game in the third quarter with an injury.
• Against Kansas City (10/6), played as a reserve on special teams before leaving the game in the second quarter with an injury.
• Against Jacksonville (11/10), played as a reserve on special teams and notched a tackle on coverage units.
• Against Indianapolis (11/14), tied for the team lead with three special teams tackles.
• At Denver (12/8), saw action as a reserve on special teams and tied for the team lead with two special teams tackles.
• At Jacksonville (12/22), led the team with two special teams tackles on coverage units.
• Against Houston (12/29), tied for the team lead with a special teams stop.

2012 (12/0 - Tennessee): Saw action in 12 games and ranked third on the the team with 10 special teams tackles. Was inactive for four contests. Tied for the team lead in special teams tackles four times in 2012 (at BUF, at JAX, at IND, vs NYJ).
• At Jacksonville (11/25), tied for the team lead with a solo special teams tackle.
• At Indianapolis (12/9), tied for the team lead with a special teams tackle.
• Against N.Y. Jets (12/17), tied for the team lead with a special teams tackle.
• Against Jacksonville (12/30), recorded three special teams tackles on coverage units.

2011 (15/0 – Tennessee): Played as a reserve in 15 games and tied for the team lead with 15 special teams tackles. Led or tied for the team lead in special teams tackles six times in 2011 (at CLE, at PIT, vs. IND, at ATL, vs. JAX, at HST). Registered a career-high four special teams tackles against Jacksonville (12/24/11). Was inactive against New Orleans (12/11).
• At Cleveland (10/2), played as a reserve on special teams and tied for the team lead with three special teams stops.
• Against Indianapolis (10/30), tied for the team lead with a then career-high tying three special teams tackles and his first career blocked punt. Gave the Titans a 10-0 lead by blocking a Pat McAfee punt that was recovered by Jason McCourty in the end zone for a touchdown.
• Against Jacksonville (12/24), led the team with a career-best four special teams tackles on coverage units.

2010 (16/0 - Tennessee): Appeared as a reserve in all 16 games and finished second on the team with a career-best 19 special teams tackles. Notched a career-best three special teams tackles at Dallas (10/10). Posted at least one special teams stop in 14 of the 16 games. Tied for the team lead in special teams tackles five times in 2010 (vs. PIT, at DAL, at MIA, vs. JAX, at KC).
• Against Oakland (9/12), played in a reserve role on special teams and posted a solo tackle in his first game with the Titans.
• Against Pittsburgh (9/19), tied for the team lead with two special teams tackles against his former team.
• At Dallas (10/10), tied for the team lead with a career-high three special teams tackles.
• At Kansas City (12/26), tied for the team lead with two special teams tackles on coverage units.

2009 (16/0 - Pittsburgh): Played in all 16 games for the first time in his career and posted 11 special teams tackles, ranking sixth on the team.
• At Baltimore (11/29), saw action on special teams coverage units and collected two solo tackles.

2008 (12/0, 3/0 - Pittsburgh): Played in 12 regular season games as a valuable contributor on special teams and finished tied for third on the team with 12 special teams tackles. Played in all three postseason games and posted one solo special teams tackle in the Super Bowl XLIII victory over the Arizona Cardinals.
• At Philadelphia (9/21), made his NFL debut and had one assisted tackle on special teams.
• Against Baltimore (9/29), saw action on special teams coverage units and recorded two solo tackles.
• Against Indianapolis (11/9), recorded two solo tackles on special teams.

• Against Cleveland (12/28), saw action as a reserve at linebacker and recorded an assisted tackle.
• Against Arizona in Super Bowl XLIII (2/1), notched a solo tackle on special teams coverage units.

COLLEGE:
• Played in 36 career games with 26 starts at Duke and finished his career with 191 tackles, 24.5 tackles for loss, 8.5 sacks, one interception, one fumble recovery and four forced fumbles.
• As a senior in 2007, started in six games for the Blue Devils before suffering a season-ending knee injury against Wake Forest. Finished the season with 37 tackles, seven tackles for loss, 4.5 sacks, a forced fumble and four quarterback hurries. Recorded a career-high 12 tackles at Northwestern.
• As a junior in 2006, started all 12 games and received Duke's co-Most Outstanding Defensive Player honors. Finished third on the team with 77 tackles. Led the squad in sacks (3.5) and quarterback pressures (5) while ranking second in tackles for loss (12.5).
• As a sophomore in 2005, started the first eight games at linebacker before suffering a season-ending foot injury against Florida State. Finished fourth on the team with 52 total tackles and added two tackles for loss and three forced fumbles.
• As a freshman in 2004, saw action in 10 games and finished the year with 25 tackles and three tackles for loss.
• Earned a degree in electrical and computer engineering at Duke.

PERSONAL:
• Married to Maggie. The couple has a son, Beau, and splits time between Nashville and Elmendorf, Texas.
• Attended Alamo Heights (Elmendorf, Texas) High School and was a two-year letterman. Led his team to a 13-2 record in 2003, advancing to the state playoff semifinals.
• As a senior, earned first-team all-district honors as a tight end, defensive end and punter. Named all-city and honorable mention all-state honoree as a defensive end after recording 126 tackles, 13 tackles for loss and six sacks. Also caught 26 passes and three touchdowns.
• Competed in track and field and was a member of the National Honor Society and Spanish Honor Society.
• As a junior at Duke, was selected Academic All-District. Was named an Academic All-ACC selection as a junior and sophomore.
• Born Patrick Bailey on Nov. 19, 1985 in Elmendorf, Texas.

PATRICK BAILEY'S TITANS GAME-BY-GAME

2010 Tennessee Titans

Date	Opp	W/L	P/S	Tot	Solo	Asst	Sk	- Yds	QBP	TFL	Int	- Yds	-TD	PD	FF	FR	- Yds	SpT
Sept 12	Oak	W	p	0	0	0	0.0	0.0	0	0	0	0	0	0	0	0	0	1
Sept 19	Pit	L	p	0	0	0	0.0	0.0	0	0	0	0	0	0	0	0	0	2
Sept 26	@ NYG	W	p	0	0	0	0.0	0.0	0	0	0	0	0	0	0	0	0	1
Oct 3	Den	L	p	0	0	0	0.0	0.0	0	0	0	0	0	0	0	0	0	1
Oct 10	@ Dal	W	p	0	0	0	0.0	0.0	0	0	0	0	0	0	0	0	0	3
Oct 18	@ Jax	W	p	0	0	0	0.0	0.0	0	0	0	0	0	0	0	0	0	1
Oct 24	Phi	W	p	0	0	0	0.0	0.0	0	0	0	0	0	0	0	0	0	1
Oct 31	@ SD	L	p	0	0	0	0.0	0.0	0	0	0	0	0	0	0	0	0	0
Nov 14	@ Mia	L	p	0	0	0	0.0	0.0	0	0	0	0	0	0	0	0	0	1
Nov 21	Was	L	p	0	0	0	0.0	0.0	0	0	0	0	0	0	0	0	0	1
Nov 28	@ Hou	L	p	0	0	0	0.0	0.0	0	0	0	0	0	0	0	0	0	1
Dec 5	Jax	L	p	0	0	0	0.0	0.0	0	0	0	0	0	0	0	0	0	1
Dec 9	Ind	L	p	0	0	0	0.0	0.0	0	0	0	0	0	0	0	0	0	1
Dec 19	Hou	W	p	0	0	0	0.0	0.0	0	0	0	0	0	0	0	0	0	2
Dec 26	@ KC	L	p	0	0	0	0.0	0.0	0	0	0	0	0	0	0	0	0	2
Jan 2	@ Ind	L	p	0	0	0	0.0	0.0	0	0	0	0	0	0	0	0	0	0
Totals		**6-10**	**16/0**	**0**	**0**	**0**	**0.0**	**0.0**	**0**	**0**	**0**	**0**	**0**	**0**	**0**	**0**	**0**	**19**

2011 Tennessee Titans

Date	Opp	W/L	P/S	Tot	Solo	Asst	Sk	- Yds	QBP	TFL	Int	- Yds	-TD	PD	FF	FR	- Yds	SpT
Sept 11	@ Jax	L	p	0	0	0	0.0	0.0	0	0	0	0	0	0	0	0	0	0
Sept 18	Bal	W	p	0	0	0	0.0	0.0	0	0	0	0	0	0	0	0	0	1
Sept 25	Den	W	p	0	0	0	0.0	0.0	0	0	0	0	0	0	0	0	0	0
Oct 2	@ Cle	W	p	0	0	0	0.0	0.0	0	0	0	0	0	0	0	0	0	3
Oct 9	@ Pit	L	p	0	0	0	0.0	0.0	0	0	0	0	0	0	0	0	0	1
Oct 23	Hou	L	p	0	0	0	0.0	0.0	0	0	0	0	0	0	0	0	0	0
Oct 30	Ind	W	p	0	0	0	0.0	0.0	0	0	0	0	0	0	0	0	0	3
Nov 6	Cin	L	p	0	0	0	0.0	0.0	0	0	0	0	0	0	0	0	0	1
Nov 13	@ Car	W	p	0	0	0	0.0	0.0	0	0	0	0	0	0	0	0	0	0
Nov 20	@ Atl	L	p	0	0	0	0.0	0.0	0	0	0	0	0	0	0	0	0	1
Nov 27	TB	W	p	0	0	0	0.0	0.0	0	0	0	0	0	0	0	0	0	0
Dec 4	@ Buf	W	p	0	0	0	0.0	0.0	0	0	0	0	0	0	0	0	0	0
Dec 11	NO	L	IA															
Dec 18	@ Ind	L	p	0	0	0	0.0	0.0	0	0	0	0	0	0	0	0	0	0
Dec 24	Jax	W	p	0	0	0	0.0	0.0	0	0	0	0	0	0	0	0	0	4
Jan 1	@ Hou	W	p	0	0	0	0.0	0.0	0	0	0	0	0	0	0	0	0	1
Totals		**9-7**	**15/0**	**0**	**0**	**0**	**0.0**	**0.0**	**0**	**0**	**0**	**0**	**0**	**0**	**0**	**0**	**0**	**15**

2012 Tennessee Titans

Date	Opp	W/L	P/S	Tot	Solo	Asst	Sk	- Yds	QBP	TFL	Int	- Yds	-TD	PD	FF	FR	- Yds	SpT
Sept 9	NE	L	p	0	0	0	0.0	0.0	0	0	0	0	0	0	0	0	0	1
Sept 16	@ SD	L	p	0	0	0	0.0	0.0	0	0	0	0	0	0	0	0	0	0
Sept 23	Det	W	p	0	0	0	0.0	0.0	0	0	0	0	0	0	0	0	0	1
Sept 30	@ Hou	L	p	0	0	0	0.0	0.0	0	0	0	0	0	0	0	0	0	0
Oct 7	@ Min	L	IA															
Oct 11	Pit	W	IA															
Oct 21	@ Buf	W	p	0	0	0	0.0	0.0	0	0	0	0	0	0	0	0	0	1
Oct 28	Ind	L	IA															
Nov 4	Chi	L	IA															
Nov 11	@ Mia	W	p	0	0	0	0.0	0.0	0	0	0	0	0	0	0	0	0	1
Nov 25	@ Jax	L	p	0	0	0	0.0	0.0	0	0	0	0	0	0	0	0	0	1
Dec 2	Hou	L	p	0	0	0	0.0	0.0	0	0	0	0	0	0	0	0	0	0
Dec 9	@ Ind	L	p	0	0	0	0.0	0.0	0	0	0	0	0	0	0	0	0	1
Dec 17	NYJ	W	p	0	0	0	0.0	0.0	0	0	0	0	0	0	0	0	0	1
Dec 23	@ GB	L	p	0	0	0	0.0	0.0	0	0	0	0	0	0	0	0	0	0
Dec 30	Jax	W	p	0	0	0	0.0	0.0	0	0	0	0	0	0	0	0	0	3
Totals		**6-10**	**12/0**	**0**	**0**	**0**	**0.0**	**0.0**	**0**	**0**	**0**	**0**	**0**	**0**	**0**	**0**	**0**	**10**

2013 Tennessee Titans

Date	Opp	W/L	P/S	Tot	Solo	Asst	Sk	- Yds	QBP	TFL	Int	- Yds	-TD	PD	FF	FR	- Yds	SpT
Sept 8	@ Pit	W	p	0	0	0	0.0	0.0	0	0	0	0	0	0	0	0	0	2
Sept 15	@ Hou	L	p	0	0	0	0.0	0.0	0	0	0	0	0	0	0	0	0	0
Sept 22	SD	W	p	0	0	0	0.0	0.0	0	0	0	0	0	0	0	0	0	0
Sept 29	NYJ	W	IA															
Oct 6	KC	L	p	0	0	0	0.0	0.0	0	0	0	0	0	0	0	0	0	0
Oct 13	@ Sea	L	IA															
Oct 20	SF	L	IA															
Nov 3	@ StL	W	p	0	0	0	0.0	0.0	0	0	0	0	0	0	0	0	0	0
Nov 10	Jax	L	p	0	0	0	0.0	0.0	0	0	0	0	0	0	0	0	0	1
Nov 14	Ind	L	p	0	0	0	0.0	0.0	0	0	0	0	0	0	0	0	0	3
Nov 24	@ Oak	W	p	0	0	0	0.0	0.0	0	0	0	0	0	0	0	0	0	0
Dec 1	@ Ind	L	p	0	0	0	0.0	0.0	0	0	0	0	0	0	0	0	0	1
Dec 8	@ Den	L	p	0	0	0	0.0	0.0	0	0	0	0	0	0	0	0	0	2
Dec 15	Ari	L	p	0	0	0	0.0	0.0	0	0	0	0	0	0	0	0	0	1
Dec 22	@ Jax	W	p	0	0	0	0.0	0.0	0	0	0	0	0	0	0	0	0	2
Dec 29	Hou	W	p	0	0	0	0.0	0.0	0	0	0	0	0	0	0	0	0	1
Totals		**7-9**	**13/0**	**0**	**0**	**0**	**0.0**	**0.0**	**0**	**0**	**0**	**0**	**0**	**0**	**0**	**0**	**0**	**13**

PATRICK BAILEY'S NFL STATISTICS

REGULAR SEASON				TACKLES							INTERCEPTIONS					FUMBLES			
Year	Team	GP	GS	Tot	Solo	Asst	Sk	Yds	QBP	TFL	No	Yds	Lg	TD	PD	FF	FR	Yds	SpT
2008	Pittsburgh	12	0	1	0	1	0.0	0.0	0	0	0	0	0	0	0	0	0	0	12
2009	Pittsburgh	16	0	0	0	0	0.0	0.0	0	0	0	0	0	0	0	0	0	0	11
2010	Tennessee	16	0	0	0	0	0.0	0.0	0	0	0	0	0	0	0	0	0	0	19
2011	Tennessee	15	0	0	0	0	0.0	0.0	0	0	0	0	0	0	0	0	0	0	15
2012	Tennessee	12	0	0	0	0	0.0	0.0	0	0	0	0	0	0	0	0	0	0	10
2013	Tennessee	13	0	0	0	0	0.0	0.0	0	0	0	0	0	0	0	0	0	0	13
NFL Totals		**84**	**0**	**1**	**0**	**1**	**0.0**	**0.0**	**0**	**0**	**0**	**0**	**0**	**0**	**0**	**0**	**0**	**0**	**80**

PLAYOFFS				TACKLES							INTERCEPTIONS					FUMBLES			
Year	Team	GP	GS	Tot	Solo	Asst	Sk	Yds	QBP	TFL	No	Yds	Lg	TD	PD	FF	FR	Yds	SpT
2008	Pittsburgh	3	0	0	0	0	0.0	0.0	0	0	0	0	0	0	0	0	0	0	1
Playoff Totals		**3**	**0**	**0**	**0**	**0**	**0.0**	**0.0**	**0**	**0**	**0**	**0**	**0**	**0**	**0**	**0**	**0**	**0**	**1**

Single-Game Highs
Tackles - 1 vs. Cleveland (12/28/08)
Special Teams Tackles - 4 vs. Jacksonville (12/24/11)

Playoff Single-Game Highs
Special Teams Tackles - 1 vs. Arizona (2/1/09)

Additional Statistics
Blocked Punt - 1 vs. Indianapolis (10/30/11)

44

JACKIE BATTLE

RUNNING BACK • 6'2" • 240 lbs • COLLEGE: HOUSTON
ACQUIRED: FREE AGENT - 2013 NFL EXP. • (NFL/TITANS): 7/2
HOMETOWN: HOUSTON, TEXAS
GAMES PLAYED/GAMES STARTED: 80/9 (PLAYOFFS: 1/0)

PRO: The Titans added Jackie Battle to the roster on the first day of 2013 training camp to provide competition at the running back position, and on special teams coverage units. After appearing as a reserve in all 16 games in 2013, the Titans re-signed the veteran prior to the start of free agency during the 2014 offseason. Battle previously played with the Kansas City Chiefs (2007–2011) and San Diego Chargers (2012), totaling 64 games and nine starts before arriving in Tennessee. The Houston product was originally signed by the Dallas Cowboys as an undrafted free agent.

CAREER HIGHLIGHTS:
• In his first season with the Titans in 2013, Battle saw action in all 16 games and rushed 36 times for 142 yards with a touchdown. He also registered 10 special teams tackles on coverage units.
• In 2012, Battle's only season in San Diego, he appeared in all 16 games with a career-best five starts and rushed for 311 yards on 95 carries with three touchdowns. He also caught a career-high 15 receptions for 108 yards with a score.
• In 2011, Battle set career-highs with 149 rushing attempts and 597 rushing yards for the Chiefs.

CAREER TRANSACTIONS:
• The Houston, Texas, native was originally signed by the Dallas Cowboys as a rookie free agent on May 14, 2007.
• Released by the Cowboys on Aug. 28, 2007.
• Signed by the Kansas City Chiefs to their practice squad on Nov. 21, 2007 and elevated to the Chiefs' active roster on Dec. 12, 2007.
• Released by the Chiefs on Sept. 9, 2008 and signed to the team's practice squad a day later.
• Signed by the Chiefs to their active roster from the practice squad on Nov. 1, 2008.
• Released by the Chiefs on Nov. 10, 2008 and signed to the team's practice squad two days later.
• Signed by the Chiefs to their active roster from the practice squad on Nov. 19, 2008.
• Re-signed by the Chiefs as an unrestricted free agent on March 5, 2010.
• Re-signed by the Chiefs as an unrestricted free agent on July 29, 2011.
• Signed by the San Diego Chargers as an unrestricted free agent on July 20, 2012.
• Signed by the Titans as a free agent on July 24, 2013.

SEASON RECAPS:
2013 (16/0 - Tennessee): Played as a reserve in all 16 games in his first season with the Titans and rushed 36 times for 142 yards with a touchdown. Caught four passes for 36 yards. Registered 10 special teams tackles on coverage units. Led the team in rushing once in 2013 (vs. NYJ). Tied for the team lead in special teams tackles twice in 2013 (vs. KC, vs. HOU).
• At Pittsburgh (9/8), saw action as a reserve at running back and carried the ball eight times for 21 yards and a touchdown. Picked up four rushing first downs, including one on third down and one on fourth down. Collected a special teams tackle on coverage units. Extended the Titans' touchdown drive with a one-yard plunge on fourth-and-one in the second quarter. Gave the Titans a 7-2 lead with a three-yard touchdown run with 44 seconds remaining in the second quarter. Kept the Titans' first scoring drive of the fourth quarter alive with a two-yard run on third-and-one in the final stanza.
• At Houston (9/15), played as a reserve at running back and ran for 13 yards on six carries.
• Against San Diego (9/22), saw action as a reserve running back and carried the ball four times for 12 yards.
• Against N.Y. Jets (9/29), played as a reserve at running back and led the team with 42 rushing yards on 11 carries. Sealed the game with a 20-yard run on third-and-nine late in the fourth quarter. Collected a special teams tackle on coverage units.
• Against Kansas City (10/6), played as a reserve at running back and carried the ball six times for 38 yards. Hauled in one reception for 24 yards late in the fourth quarter. Tied for the team lead with two special teams tackles. Rumbled for 37 yards on a rush off left tackle in the second quarter.
• At Seattle (10/13), saw action as a reserve on special teams and limited work at running back before leaving the game in the second quarter with an injury.
• Against San Francisco (10/20), played in a reserve role at running back and caught a screen pass for six yards.
• Against Arizona (12/15), played as a reserve on special teams. Supplied a big hit on Larry Fitzgerald allowing Daimion Stafford to recover the onside kick late in the fourth quarter. Compiled a special teams tackle on coverage units.
• Against Houston (12/29), played as a reserve at running back and carried the ball once for 16 yards while hauling in one pass for two yards. Tied for the team lead with a special teams stop.

2012 (16/5 - San Diego): Saw action in all 16 games and rushed the ball 95 times for 311 yards and a career-high three rushing touchdowns. Hauled in a career-high 15 passes for 108 yards with a touchdown.
• Against Tennessee (9/16), notched 14 carries for 69 yards with a career-high two rushing touchdowns.
• Against Atlanta (9/23), carried the ball three times for 55 yards, including a career-long 52-yard rush.
• At Kansas City (9/30), rushed 15 times for 39 yards with a score. Hauled in a career-high four receptions for 42 yards with a touchdown.

2011 (15/4 - Kansas City): Played in 15 games with four starts and carried the ball a career-best 149 times for a career-high 597 yards with two touchdowns. Caught nine passes for 68 yards. Posted five special teams tackles on coverage units.
• At Indianapolis (10/9), carried a career-high 19 times for a career-best 119 yards.
• Against San Diego (10/31), rushed 19 times for 70 yards with a touchdown.
• Against Green Bay (12/18), registered 10 carries for 37 yards including a touchdown.

2010 (16/0, 1/0 - Kansas City): Saw action in 16 games on special teams and nine contests on offense. Tallied 20 rushes for 50 yards (2.5 avg.) with a touchdown and one catch for nine yards. Collected 10 special teams tackles.
• Against Jacksonville (10/24), rushed three times for 12 yards with a touchdown.
• At St. Louis (12/19), rushed twice for nine yards, including a key fourth-and-one conversion from the Chiefs 48-yard line.
• Against Baltimore (1/9), played as a reserve RB and on special teams in an AFC Wild Card Game.

2009 (5/0 - Kansas City): Played in five games on offense and special teams. Had seven carries for 21 yards and two catches for a three-yard loss. Added six special teams tackles. Placed on injured reserve with a

shoulder injury on Oct. 15.
• At Baltimore (9/13), registered a team-high three special teams tackles.
• Against Oakland (9/20), recorded five carries for 19 yards.
• At Philadelphia (9/27), posted a team-high three special teams tackles.

2008 (9/0 - Kansas City): Saw action in nine games on special teams and in one contest on offense, registering one catch for a two-yard loss and four special teams tackles.

2007 (3/0 - Kansas City): Appeared in three games as a rookie and totaled 14 carries for 47 yards (3.4 avg.) with a touchdown and one reception for four yards. Was added to the practice squad on Nov. 21 and promoted to the 53-man roster on Dec. 12.
• Against Tennessee (12/16), made his NFL debut on special teams.
• At Detroit (12/23), produced a three-yard touchdown run on his first NFL carry.
• At N.Y. Jets (12/30), rushed 13 times for 44 yards.

COLLEGE:
• Played in 41 games with 12 starts at the University of Houston. Posted 441 carries for 2,120 yards (4.8 avg.) with a school-record 31 rushing touchdowns and six receptions for 45 yards.
• As a senior (2006), played in 13 games with seven starts) and compiled 184 carries for 943 yards with 15 touchdowns and two catches for 13 yards. His 15 rushing touchdowns were the highest single-season total in school history.
• As a junior (2005), saw action in 12 games with three starts, totaling 106 carries for 408 yards with five touchdowns.
• As a sophomore (2004), appeared in five games with one start and carried the ball 49 times for 209 yards with two touchdowns.
• As a redshirt freshman (2003), played in 11 games and rushed 102 times for 560 yards with a team-leading nine touchdowns and caught three passes for 27 yards.
• Redshirted as a true freshman in 2002.
• Majored in Sports Administration at Houston.

PERSONAL:
• Married to Christine and the couple splits time between Nashville and Houston, Texas.
• Attended Humble (Texas) High School and tallied 1,524 rushing yards and 20 total touchdowns.
• While at Humble he was twice selected first team All-District and was ranked by Rivals.com as the 38th best high school running back in America.
• Born Ewart Haron Battle III on Oct. 1, 1983 in Humble, Texas.

JACKIE BATTLE'S GAME-BY-GAME

2007 Kansas City Chiefs					RUSHING					RECEIVING				
Date		Opp	W/L	P/S	Att	Yds	Avg	Lg	TD	No	Yds	Avg	Lg	TD
Dec 16		Ten	L	p	0	0	-	-	0	0	0	-	-	0
Dec 23	@	Det	L	p	1	3	3.0	3t	1	0	0	-	-	0
Dec 30	@	NYJ	L	p	13	44	3.4	6	0	1	4	4.0	4	0
Totals			**0-3**	**3/0**	**14**	**47**	**3.4**	**6**	**1**	**1**	**4**	**4.0**	**4**	**0**

2008 Kansas City Chiefs					RUSHING					RECEIVING				
Date		Opp	W/L	P/S	Att	Yds	Avg	Lg	TD	No	Yds	Avg	Lg	TD
Sept 7	@	NE	L	p	0	0	-	-	0	0	0	-	-	0
Nov 2		TB	L	p	0	0	-	-	0	0	0	-	-	0
Nov 9	@	SD	L	p	0	0	-	-	0	0	0	-	-	0
Nov 23		Buf	L	p	0	0	-	-	0	0	0	-	-	0
Nov 30	@	Oak	W	p	0	0	-	-	0	0	0	-	-	0
Dec 7	@	Den	L	p	0	0	-	-	0	1	-2	-2.0	-2	0
Dec 14		SD	L	p	0	0	-	-	0	0	0	-	-	0
Dec 21		Mia	L	p	0	0	-	-	0	0	0	-	-	0
Dec 28	@	Cin	L	p	0	0	-	-	0	0	0	-	-	0
Totals			**1-8**	**9/0**	**0**	**0**	**-**	**-**	**0**	**1**	**-2**	**-2.0**	**-2**	**0**

2009 Kansas City Chiefs					RUSHING					RECEIVING				
Date		Opp	W/L	P/S	Att	Yds	Avg	Lg	TD	No	Yds	Avg	Lg	TD
Sept 13	@	Bal	L	p	1	-1	-1.0	-1	0	0	0	-	-	0
Sept 20		Oak	L	p	5	19	3.8	12	0	1	-6	-6.0	-6	0
Sept 27	@	Phi	L	p	0	0	-	-	0	0	0	-	-	0
Oct 4		NYG	L	p	1	3	3.0	3	0	0	0	-	-	0
Oct 11		Dal	L	p	0	0	-	-	0	1	3	3.0	3	0
Totals			**0-5**	**5/0**	**7**	**21**	**3.0**	**12**	**0**	**2**	**-3**	**-1.5**	**3**	**0**

2010 Kansas City Chiefs					RUSHING					RECEIVING				
Date		Opp	W/L	P/S	Att	Yds	Avg	Lg	TD	No	Yds	Avg	Lg	TD
Sept 13		SD	W	p	0	0	-	-	0	0	0	-	-	0
Sept 19	@	Cle	W	p	0	0	-	-	0	0	0	-	-	0
Sept 26		SF	W	p	4	9	2.3	4	0	0	0	-	-	0
Oct 10	@	Ind	L	p	0	0	-	-	0	0	0	-	-	0
Oct 17	@	Hou	L	p	0	0	-	-	0	0	0	-	-	0
Oct 24		Jax	W	p	3	12	4.0	6	1	0	0	-	-	0
Oct 31		Buf	W	p	1	3	3.0	3	0	0	0	-	-	0
Nov 7	@	Oak	L	p	0	0	-	-	0	0	0	-	-	0
Nov 14	@	Den	L	p	2	4	2.0	4	0	0	0	-	-	0
Nov 21		Ari	W	1	1	0	0.0	0	0	0	0	-	-	0
Nov 28	@	Sea	W	p	0	0	-	-	0	0	0	-	-	0
Dec 5		Den	W	p	0	0	-	-	0	0	0	-	-	0
Dec 12	@	SD	L	p	3	8	2.7	5	0	0	0	-	-	0
Dec 19	@	StL	W	p	2	9	4.5	7	0	0	0	-	-	0
Dec 26		Ten	W	p	0	0	-	-	0	0	0	-	-	0
Jan 2		Oak	L	p	4	5	1.3	3	0	1	9	9.0	9	0
Totals			**10-6**	**16/0**	**20**	**50**	**2.5**	**7**	**1**	**1**	**9**	**9.0**	**9**	**0**
Playoffs														
Jan 9		Bal	L	p	0	0	-	-	0	0	0	-	-	0
Totals			**0-1**	**1/0**	**0**	**0**	**-**	**-**	**0**	**0**	**0**	**-**	**-**	**0**

2011 Kansas City Chiefs					RUSHING					RECEIVING				
Date		Opp	W/L	P/S	Att	Yds	Avg	Lg	TD	No	Yds	Avg	Lg	TD
Sept 11		Buf	L	p	2	7	3.5	4	0	1	-1	-1.0	-1	0
Sept 18	@	Det	L	p	2	6	3.0	3	0	0	0	-	-	0
Seot 25	@	SD	L	p	1	2	2.0	2	0	1	3	3.0	3	0
Oct 2		Min	W	p	5	22	4.4	10	0	0	0	-	-	0
Oct 9	@	Ind	W	p	19	119	6.3	24	0	2	21	10.5	12	0
Oct 23	@	Oak	W	p	16	76	4.8	24	0	0	0	-	-	0
Oct 31		SD	W	S	19	70	3.7	18	1	0	0	-	-	0
Nov 6		Mia	L	S	14	40	2.9	8	0	2	9	9.0	9	0
Nov 13		Den	L	S	9	61	6.8	34	0	0	0	-	-	0
Nov 21	@	NE	L	p	8	33	4.1	19	0	1	3	3.0	3	0
Nov 27		Pit	L	S	9	20	2.2	9	0	1	0	-	-	0
Dec 4	@	Chi	W	p	11	15	1.4	5	0	0	0	-	-	0
Dec 11	@	NYJ	L	p	10	33	3.3	11	0	2	26	13.0	24	0
Dec 18		GB	W	p	10	37	3.7	15	1	1	7	7.0	7	0
Dec 24		Oak	L	p	14	56	4.0	9	0	1	0	-	-	0
Totals			**6-9**	**15/4**	**149**	**597**	**4.0**	**34**	**2**	**9**	**68**	**7.6**	**24**	**0**

2012 San Diego Chargers					RUSHING					RECEIVING				
Date		Opp	W/L	P/S	Att	Yds	Avg	Lg	TD	No	Yds	Avg	Lg	TD
Sept 10	@	Oak	W	p	0	0	-	-	0	0	0	-	-	0
Sept 16		Ten	W	p	14	69	4.9	16	2	0	0	-	-	0
Sept 23		Atl	L	p	3	55	18.3	52	0	0	0	-	-	0
Sept 30	@	KC	W	S	15	39	2.6	12	1	4	42	10.5	18	1
Oct 7	@	NO	L	S	4	10	2.5	4	0	2	7	3.5	4	0
Oct 15		Den	L	p	2	3	1.5	2	0	0	0	-	-	0
Oct 28	@	Cle	L	p	3	6	2.0	6	0	0	0	-	-	0
Nov 1		KC	W	p	4	20	5.0	11	0	0	0	-	-	0
Nov 11	@	TB	L	p	1	21	21.0	21	0	0	0	-	-	0
Nov 18	@	Den	L	S	4	-3	-0.8	1	0	1	1	1.0	1	0
Nov 25		Bal	L	p	2	2	1.0	2	0	1	10	10.0	10	0
Dec 2		Cin	L	p	0	0	-	-	0	0	0	-	-	0
Dec 9	@	Pit	W	p	2	1	0.5	2	0	0	0	-	-	0
Dec 16		Car	L	p	3	2	0.7	3	0	2	12	6.0	6	0
Dec 23	@	NYJ	W	S	19	49	2.6	9	0	1	5	5.0	5	0
Dec 30		Oak	W	S	19	37	1.9	8	0	4	31	7.8	11	0
Totals			**7-9**	**16/5**	**95**	**311**	**3.3**	**52**	**3**	**15**	**108**	**7.2**	**18**	**1**

2013 Tennessee Titans					RUSHING					RECEIVING				
Date		Opp	W/L	P/S	Att	Yds	Avg	Lg	TD	No	Yds	Avg	Lg	TD
Sept 8	@	Pit	W	p	8	21	2.6	8	1	0	0	-	0	0
Sept 15	@	Hou	L	p	6	13	2.2	9	0	0	0	-	0	0
Sept 22		SD	W	p	4	12	3.0	6	0	0	0	-	0	0
Sept 29		NYJ	W	p	11	42	3.8	20	0	0	0	-	0	0
Oct 6		KC	L	p	6	38	6.3	37	0	1	24	24.0	24	0
Oct 13	@	Sea	L	p	0	0	-	0	0	0	0	-	0	0
Oct 20		SF	L	p	0	0	-	0	0	1	6	6.0	6	0
Nov 3	@	StL	W	p	0	0	-	0	0	0	0	-	0	0
Nov 10		Jax	L	p	0	0	-	0	0	0	0	-	0	0
Nov 14		Ind	L	p	0	0	-	0	0	0	0	-	0	0
Nov 24	@	Oak	W	p	0	0	-	0	0	0	0	-	0	0
Dec 1	@	Ind	L	p	0	0	-	0	0	0	0	-	0	0
Dec 8	@	Den	L	p	0	0	-	0	0	0	0	-	0	0
Dec 15		Ari	L	p	0	0	-	0	0	0	0	-	0	0
Dec 22	@	Jax	W	p	0	0	-	0	0	1	4	4.0	4	0
Dec 29		Hou	W	p	1	16	16.0	16	0	1	2	2.0	2	0
Totals			**7-9**	**16/0**	**36**	**142**	**3.9**	**37**	**1**	**4**	**36**	**9.0**	**24**	**0**

JACKIE BATTLE'S NFL STATISTICS

REGULAR SEASON				RUSHING					RECEIVING				
Year	Team	GP	GS	No	Yds	Avg	Lg	TD	Att	Yds	Avg	Lg	TD
2007	Kansas City	3	0	14	47	3.4	6	1	1	4	4.0	4	0
2008	Kansas City	9	0	0	0	-	-	0	1	-2	-2.0	-2	0
2009	Kansas City	5	0	7	21	3.0	12	0	2	-3	-1.5	3	0
2010	Kansas City	16	0	20	50	2.5	7	1	1	9	9.0	9	0
2011	Kansas City	15	4	149	597	4.0	34	2	9	68	7.6	24	0
2012	San Diego	16	5	95	311	3.3	52	3	15	108	7.2	18	1
2013	Tennessee	16	0	36	142	3.9	37	1	4	36	9.0	24	0
NFL Totals		**80**	**9**	**321**	**1,168**	**3.6**	**52**	**8**	**33**	**220**	**6.7**	**24**	**1**

PLAYOFFS				RUSHING					RECEIVING				
Year	Team	GP	GS	Att	Yds	Avg	Lg	TD	No	Yds	Avg	Lg	TD
2010	Kansas City	1	0	0	0	-	-	0	0	0	-	-	0
Playoff Totals		**1**	**0**	**0**	**0**	**-**	**-**	**0**	**0**	**0**	**-**	**-**	**0**

Single-Game Highs

Rushing Attempts - 19 (Four times, last vs. Oakland 12/30/12)
Rushing Yards - 119 at Indianapolis (10/9/11)
Long Rush - 52 vs. Atlanta (9/23/12)
Rushing Touchdowns - 2 vs. Tennessee (9/16/12)
Receptions - 4 (Twice, last vs. Oakland 12/30/12)
Receiving Yards - 42 at Kansas City (9/30/12)
Long Reception - 24 (Twice, last vs. Kansas City (10/6/13)
Receiving Touchdowns - 1 at Kansas City (9/30/12)

Additional Statistics

Special Teams Tackles - 4 (2008), 6 (2009), 10 (2010), 5 (2011), 10 (2012), 10 (2013)
Kickoff Return - 1 for 0 yards vs. Oakland (1/2/11); 1 for 26 yards at St. Louis (11/3/13)
Forced Fumble - 1 at Seattle (11/28/10)

3

Maikon Bonani

KICKER • 5'10" • 183 lbs • COLLEGE: SOUTH FLORIDA
ACQUIRED: FREE AGENT - 2014 • NFL EXPERIENCE: 1/1
HOMETOWN: MATÀO, BRAZIL
GAMES PLAYED/GAMES STARTED: 0/0 (PLAYOFFS: 0/0)

PRO: Maikon Bonani (pronounced MY-con bo-NAH-knee) was originally signed by the Titans as an undrafted free agent following the 2013 NFL Draft. The 5-foot-10-inch, 183-pounder showed a strong leg in his rookie training camp with the team, but he was released prior to the 2013 regular season.

TITANS TIDBITS:
• Bonani grew up in Sao Paulo, Brazil, and moved to Lake Wales, Fla., at the age of 11.
• Bonani had a major injury that he had to overcome prior to his sophomore season at South Florida. He suffered broken vertebrae while working as an attendant for a gondola ride at Busch Gardens Tampa. After sending a gondola out of the station, Bonani thought the door of a car carrying three passengers might be unlocked. He grabbed the car to check the safety valve and held on too long after it left the platform as it ascended for about 50 feet. He was dangling some 35 feet above the ground when he finally let go. Bonani dropped into a landscaped area near the park's Jungala exhibit. The injuries suffered forced him to sit out 2009 campaign but he returned to the field for the 2010 season.

CAREER TRANSACTIONS:
• The Matào, Brazil, native was originally signed by the Titans as an undrafted free agent on May 10, 2013.
• Waived by the Titans on Aug. 26, 2013.
• Signed by the Titans to a future contract on Jan. 4, 2014.

COLLEGE:
• In four seasons at South Florida, made 69 of 91 field goals (75.8 percent) and 112 of 116 extra points (96.6 percent) in 48 games. Also kicked off 78 times with eight touchbacks.
• Became USF's all-time scoring leader with 319 points and set school records in field goal attempts (91), field goals made (69) and field goal percent (75.8).
• As a senior (2012), appeared in all 12 games and earned first-team All-Big East honors after making 18 of 23 field goal attempts and 21 of 23 PATs. Set USF single-game records with five made field goals and 18 total points Oct. 27 against Syracuse.
• As a junior (2011), played in all 12 games and finished the season 19-of-26 on field goal attempts, including successful field goals on his final seven attempts. Was 42-of-42 on extra points. Named second-team All-Big East. Set the school record for career field goals made against UTEP (Sept. 24).
• As a sophomore (2010), played in all 13 games, handling kickoff duties during the first nine games and the place-kicking duties for the final 11 contests. Made 17 of 21 field goal attempts, including four of over 40 yards. Set a school record with a percentage of 81.0 on field goals (second in Big East in 2010). Was 13-for-13 on attempts under 40 yards and 17-of-19 on attempts under 50 yards.
• In 2009, suffered a broken vertebrae while working as an attendant for a gondola ride at Busch Gardens Tampa and missed the season.
• As a freshman (2008), took over the kicking duties after the first two games of the season. Connected on 15 of 21 field goals. Made the game-winning field goal in the final seconds against Kansas (Sept. 12).
• Graduated in Spring 2012 with a degree in physical education with an emphasis on exercise science from South Florida.

PERSONAL:
• As a senior at Lake Wales (Fla.) High School, was a 3A first-team all-state placekicker as a junior and second-team as a senior. Was also an all-state punter as a high school senior.
• Named Male Athlete of the Year in 2007 by the *Lakeland Ledger* and was named 2007 Polk County Soccer Player of the Year.
• Lettered in tennis (three years), football (three years) and soccer (four years).
• Named to the Big East All-Academic team three times (2009, 2010, 2011).
• His name is pronounced MY-con bo-NAH-knee.
• Born Maikon Sidney Bonani on Jan. 29, 1989 in Matào, Brazil.

48

Beau Brinkley

LONG SNAPPER • 6'4" • 248 lbs • COLLEGE: MISSOURI
ACQUIRED: FREE AGENT - 2012 • NFL EXPERIENCE: 3/3
HOMETOWN: KEARNEY, MO.
GAMES PLAYED/GAMES STARTED: 32/0 (PLAYOFFS: 0/0)

PRO: Beau Brinkley was signed by the Titans as an undrafted free agent following the 2012 NFL Draft. As a rookie, the 6-foot-4-inch, 248-pounder won the job as the team's long snapper. His consistency helped Brett Kern set the franchise records for both gross and net punting average in 2012.

CAREER HIGHLIGHTS:
• In 2013, Brinkley saw action in all 16 games for the second consecutive campaign and posted six special teams stops.
• As a rookie in 2012, Brinkley played in every game and contributed six special teams tackles. He was the team's long snapper for every punt, field goal and extra point attempt.

TITANS TIDBITS:
• Brinkley's father, Mike, was an All-American defensive end and long snapper at Missouri Valley College. He taught Beau the skill of long snapping when he was just seven years old. Beau's football idol growing up was Kansas City Chiefs long snapper Kendall Gammon.
• Brinkley raced four-wheelers in the Extreme Dirt Track Racing Series while growing up in Missouri. He traveled the country competing in both motor cross and flat track competitions and won a flat track regional title in 2005.

CAREER TRANSACTIONS:
• The Kearney, Mo., native was signed by the Titans as an undrafted free agent on May 4, 2012.

SEASON RECAPS:
2013 (16/0): Played in all 16 games as a reserve long snapper and collected six special teams tackles. Tied for the team lead in special teams tackles twice in 2013 (vs. SD, vs. KC).
• Against San Diego (9/22), played as the team's long snapper and notched a special teams tackle.
• Against N.Y. Jets (9/29), served as the team's long snapper and posted a special teams tackle on coverage units.
• Against Kansas City (10/6), saw action as the team's long snapper and tied for the team lead with two special teams tackles.
• Against San Francisco (10/20), served as the team's long snapper and posted a special teams tackle on coverage units.
• At St. Louis (11/3), played as a reserve at long snapper and collected a solo tackle on coverage units.

2012 (16/0): Appeared in all 16 games as a rookie long snapper and posted six special teams tackles. Helped Brett Kern set franchise records in both gross (47.6 yards) and net (40.4) punting average. Led or tied for the team lead in special teams tackles twice (vs. PIT, at IND). Played in his first career NFL game against New England (9/9/12).
• Against New England (9/9), made his NFL debut as a reserve long snapper.
• Against Detroit (9/23), snapped for Rob Bironas' game-winning field goal in overtime.
• Against Pittsburgh (10/11), led the team with three special teams tackles and snapped for Rob Bironas' game-winning field goal.
• At Miami (11/11), snapped for Brett Kern's career-long 71-yard punt.
• Against Houston (12/2), posted a special teams tackle.
• At Indianapolis (12/9), tied for the team lead with a special teams tackle.
• Against Jacksonville (12/30), posted a solo special teams tackle.

COLLEGE:
• Spent four seasons as Missouri's long snapper after joining the team as a preferred walk-on. Appeared in 50 career games during his time at Missouri and helped field goal kickers make a combined 79-of-98 field goal attempts (80.6 pct.) and 210-of-212 on extra point attempts (99.1 pct.).
• As a senior (2011), played in all 13 games as the team's long snapper and also registered five tackles on special teams. Named the Tigers' 2011 Co-Special Teams Player of the Year. Helped Tigers kickers make a combined 16-of-25 field goal attempts and 53-of-53 PATs.
• As a junior (2010), played in 11 games as the long snapper and helped the Tigers rank 14th in the NCAA in net punting. Snapped for placekicker Grant Ressel, who was 17-of-19 on field goal attempts and 45-of-47 on PATs. Posted one special teams stop.
• As a sophomore (2009), played in all 13 games as the team's long snapper and was named the Tigers' Special Teams Player of the Year. Helped Ressel set an NCAA single-season kicking accuracy record for combined kicks (26-of-27 on field goals and 39-of-39 extra points). Also helped MU rank fourth in the NCAA in team net punting (40.48 avg.).
• As a freshman (2008), joined the team as a walk-on and won the long-snapping job for placekicks and punts. Appeared in all 13 games and was named the Tigers' Walk-On Player of the Year. Helped Jeff Wolfert to a perfect 73-for-73 mark on extra point attempts and a 20-for-27 mark on field goals. Posted three tackles as part of the punt coverage team.
• Graduated in May 2012 with a major in general studies at Missouri.

PERSONAL:
• Single and lives in Nashville.
• Attended Kearney (Mo.) High School.
• Born Beau Michael Brinkley on Jan. 25, 1990 in Kansas City, Mo.

BEAU BRINKLEY'S NFL STATISTICS

REGULAR SEASON

Year	Team	GP	GS	SpT Tackles
2012	Tennessee	16	0	6
2013	Tennessee	16	0	6
NFL Totals		**32**	**0**	**12**

55

Zach Brown

LINEBACKER • 6'1" • 248 lbs • COLLEGE: NORTH CAROLINA
ACQUIRED: 2ND ROUND - 2012 • NFL EXPERIENCE: 3/3
HOMETOWN: ESTILL, S.C.
GAMES PLAYED/GAMES STARTED: 32/26 (PLAYOFFS: 0/0)

PRO: The Titans acquired former North Carolina Tar Heels linebacker Zach Brown in the second round of the 2012 NFL Draft, and he appeared in every game through his first two campaigns as a weakside linebacker. Brown's speed and athleticism allow him to chase the ball from sideline to sideline and be disruptive against the run and the pass. As a rookie, he made an immediate impact, starting 13 games. He started 13 contests again in 2013 and built his two-year totals to 210 tackles, 9.5 sacks and four interceptions.

CAREER HIGHLIGHTS:

• In 2013, Brown ranked second on the team and set a career high with 117 tackles.
• In the first two weeks of the 2013 season, Brown set or matched single-game career highs in sacks (two at Pittsburgh on Sept. 8) and tackles (13 at Houston on Sept. 15).
• As a rookie in 2012, Brown tied for third on the squad with 93 tackles and added 5.5 sacks and three interceptions. He was the only NFL rookie to finish among the top five rookies in both interceptions (tied for fourth) and sacks (tied for fifth).
• Against the Jaguars in the season finale of his rookie season (12/30/12), Brown tallied five tackles, two interception returns for touchdowns (79 and 30 yards) and a sack. He tied the NFL record (reached several times) for interception return touchdowns in a game, and he became the third player in franchise history to accomplish the feat, joining Miller Farr (Dec. 7, 1968) and Ken Houston (Dec. 19, 1971).
• As a senior at North Carolina, Brown was a Butkus Award semifinalist and earned All-Atlantic Coast Conference first-team honors, as he led the team with a career-high 105 tackles. He also ranked second on the squad with 5.5 sacks and 13.5 stops for loss.

TITANS TIDBITS:

• At the 2012 NFL Scouting Combine, Brown showed his speed and athleticism by posting times of 1.52 seconds in the 10-yard dash, 2.55 in the 20 and 4.44 in the 40-yard dash. He again performed the drills in front of teams at North Carolina's pro day. The linebacker was timed at 4.37 seconds in the 40-yard dash and also improved his vertical jump, producing a 35-inch leap on campus after coming up with a 33 1/2 inch jump at the Combine.
• As a sophomore at North Carolina, Brown set the Tar Heels school record in the indoor 60-meter dash with a time of 6.72 seconds.
• Since his childhood, Brown has always been interested in deep sea creatures. Eventually, he would liked to have a huge circular fish tank in his home with a few small sharks.
• Brown was a unique athlete in high school. He was a state champion wrestler and a two-time state champion sprinter in Maryland. As a senior, he posted a 29-0 record on the wrestling mat, recording 17 pins and five technical falls. He also captured the state class 3-A title in the 100-meter dash (10.67 seconds) and 200-meter dash (21.52), becoming the first player in school history to win a state title in track.

CAREER TRANSACTIONS:

• The Columbia, Md., native was selected by the Titans in the second round (52nd overall) of the 2012 NFL Draft.

SEASON RECAPS:

2013 (16/13): Played in all 16 games with 13 starts at linebacker and ranked second on the team with a career-high 117 tackles. Led the team with four tackles for loss and tied for third on the team with four sacks. Collected an interception, four quarterback pressures, five passes defensed, a forced fumble and a fumble recovery. Posted a special teams tackle. Led or tied for the team lead in tackles five times in 2013 (at PIT, at HOU, at OAK, at IND, vs. HOU).
• At Pittsburgh (9/8), led the team with 10 tackles, while tying a career-high with two sacks. Registered a pass defensed. Ended a Steelers' drive by sacking Ben Roethlisberger for a one-yard loss on third-and-15. Halted a Steelers' drive by dropping Roethlisberger for an eight-yard sack on third-and-three.
• At Houston (9/15), led the team with a career-best 13 tackles and a quarterback pressure. Stuffed Ben Tate for no gain on a rush up the middle in the second quarter.
• Against N.Y. Jets (9/29), posted eight tackles, including a sack, a forced fumble and two quarterback pressures. Forced a Geno Smith fumble that was recovered by Alterraun Verner in the second quarter. Sacked Smith for an 11-yard loss late in the fourth quarter.
• At Oakland (11/24), recorded a team-high 11 tackles, a stop for loss and an interception. Intercepted a pass intended for Marcel Reece at the Raiders' 14-yard line early in the second quarter. Read the screen and stuffed Marcel Reece for a three-yard loss in the second quarter.
• At Indianapolis (12/1), tied for the team lead with nine tackles, including a sack and a pass defensed. Sacked Andrew Luck for a six-yard loss late in the second quarter.
• Against Houston (12/29), tied for the team lead with nine tackles, including a stop for loss, a fumble recovery and a pass defensed. Recovered a Jonathan Grimes fumble that was forced by Akeem Ayers in the second quarter.

2012 (16/13): Appeared in all 16 games with 13 starts as a rookie and tied for third on the team with 93 tackles. Ranked fourth on the team with 5.5 sacks and finished third on the squad with three interceptions, including two returned for touchdowns. Also posted six tackles for loss, six passes defensed, two fumble recoveries, two quarterback pressures and a forced fumble. Led or tied for the team lead in tackles three times (vs. CHI, at JAX, vs. NYJ). Led or tied for the team lead in sacks three times (at SD, at JAX, vs. NYJ). Saw action in his first career NFL game against New England (9/9/12). Made his first career NFL start and posted his first career NFL sack at San Diego (9/16/12). Registred his first career interception when he picked off Ryan Tannehill at Miami (11/11/12).
• Against New England (9/9), made his NFL debut as a reserve at linebacker and on special teams. Collected two tackles on defense, including a stop for loss. Stuffed Brandon Bolden for a two-yard loss on a rush off left end late in the fourth quarter.
• At San Diego (9/16), made his first career NFL start at linebacker and totaled 10 tackles, a sack and a forced fumble. Dropped Philip Rivers for a five-yard sack and forced a fumble that was recovered by the Chargers early in the third quarter.
• Against Pittsburgh (10/11), posted four tackles and a pass defensed. Combined with Jason McCourty to stop Antonio Brown for a one-yard loss on a short pass in the second quarter. Broke up a pass intended for Heath Miller in the end zone early in the fourth quarter.
• At Chicago (11/4), led the team with a season-high 11 tackles, including two stops for loss and a fumble recovery. Combined with Akeem Ayers to stuff Michael Bush for no gain on a rush off left tackle in the opening stanza. Halted Matt Forte for no gain on a rush off left guard in the second quarter. Recovered a Jay Cutler fumble and returned it six yards after a Jurrell Casey strip-sack in the second quarter. Stonewalled Bush for a three-yard loss on a rush off left tackle in the final stanza. Stuffed Armando Allen for a seven-yard loss on a rush off left end in the fourth quarter.
• At Miami (11/11), recorded six tackles and his first career interception.

Picked off a Ryan Tannehill pass intended for Jabar Gaffney and returned the interception 47 yards in the fourth quarter.
• At Jacksonville (11/25), led the team with nine tackles and two sacks. Dropped Chad Henne for a two-yard sack early in the first quarter. Ended a Jaguars' drive by teaming with Kamerion Wimbley to sack Henne for a nine-yard loss on third-and-four in the third stanza.
• Against N.Y. Jets (12/17), tied for the team lead with eight tackles, including a career-best two sacks, a tackle for loss and a fumble recovery. Stuffed Shonn Greene for a three-yard loss on a short pass in the second quarter. Dropped Tim Tebow for a two-yard sack in the second stanza. Halted a Jets' drive by sacking Sanchez for a seven-yard loss on third-and-five in the third quarter. Sealed the game by recovering a botched snap late in the fourth quarter.
• Against Jacksonville (12/30), started at linebacker and recorded five tackles, two interception returns for touchdowns, a sack and three total passes defensed. Teamed with Jurrell Casey to stuff Keith Toston for no gain on a rush off left guard in the first quarter. Ended a Jaguars' drive by breaking up a third-and-six pass intended for Justin Blackmon in the second quarter. Evened the score at 14-14 by stepping in front of a pass intended for Marcedes Lewis and sprinting for a 79-yard interception return for a touchdown with 1:48 left to play in the second quarter. Gave the Titans a 35-14 lead by securing a tipped pass by Tommie Campbell and racing 30 yards for a touchdown with 12:03 remaining in the third quarter. Dropped Chad Henne for an eight-yard sack in the final quarter.

COLLEGE:
• Started 23 of 47 games at North Carolina, including 11 starts at weakside outside linebacker and 12 starts at the strongside spot. Recorded 230 tackles with 5.5 sacks for minus 37 yards, 19 stops for losses of 64 yards and six quarterback pressures. Also caused three fumbles, posted a fumble recovery, deflected four passes and intercepted seven others for 137 yards in returns (19.57 avg). His 70-yard interception return against Virginia in 2010 ranked as the 11th-longest interception runback in school history.
• As a senior (2011), the Butkus Award semi-finalist was named All-Atlantic Coast Conference by the Atlantic Coast Sports Media Association. Was named All-American honorable mention by The NFL Draft Report and was the recipient of the 2011 Elite Linebacker Trophy from the College Football Performance Awards. Named the Tar Heels Most Valuable Player after starting 12 games at strongside outside linebacker. Led the team with 105 tackles, ranked second on the squad with 5.5 sacks for minus 37 yards and 13.5 stops for losses of 49 yards. Added six quarterback pressures, three forced fumbles, a fumble recovery, four passes defensed and three interceptions for 24 yards in returns. Finished seventh in the ACC with an average of 1.04 tackles-for-loss, ninth with 8.08 tackles per game and 10th with 0.42 sacks each contest. Recorded at least 10 tackles in five games, including his final three contests.
• As a junior (2010), played in all 13 games with five starts and finished second on the team with 72 tackles that included 1.5 stops for minus four yards and a trio of interceptions for 113 yards in returns (37.7 avg). Earned enough points to be named a special teams captain (Carolina awards points throughout the year on special teams and the player with the most points are named captains).
• As a sophomore (2009), started the first six games at weakside outside linebacker after playing primarily on special teams as a freshman. Finished the season with 47 tackles, including four for losses of 11 yards.
• As a true freshman (2008), played on special teams and as a reserve linebacker, recording six tackles.
• Was an African-American studies major at North Carolina.

PERSONAL:
• Single, and resides in Columbia, Md.
• In 2007, attended Hargrave (Chatham, Va.) Military Academy prior to enrolling at the University of North Carolina. Played outside linebacker for renowned head coach Robert Prunty. Rivals.com regarded the four-star prospect as the 12th-best prep school player in the country and Scout.com also awarded him a four-star rating and ranked him among the nation's Top 10 linebacker recruits.
• Attended Wilde Lake High School in Columbia, Md., playing football for head coach Doug Duvall. The standout 210-pound tailback and weakside outside linebacker was an All-Howard County selection as a senior, as he rushed for 1,537 yards and 20 touchdowns and collected over 90 solo tackles.
• Also starred in wrestling and track. During his 29-0 record on the wrestling mat, he recorded 17 pins and five technical falls. Captured the state class 3-A title in the 100-meter dash (10.67 seconds) and 200-meter dash (21.52), becoming the first player in school history to win a state title in track.
• List of favorites: (movie) "The Wood"; (TV show) "Family Guy"; (music artist) T.I.; (school subject) math; (car) Audi; (restaurant) Outback Steakhouse; and (sports team other than the Titans) Boston Red Sox and N.Y. Knicks.
• Follow Brown on Twitter at @ZachBrown_55 and on Instagram at @zbrown47.
• Born Zachery Vinzale Brown on Oct. 23, 1989 in Beaufort, S.C.

ZACH BROWN'S GAME-BY-GAME

2012 Tennessee Titans

Date	Opp	W/L	P/S	Tot	Solo	Asst	Sk	- Yds	QBP	TFL	Int	- Yds	-TD	PD	FF	FR	- Yds	SpT
Sept 9	NE	L	p	2	2	0	0.0	0.0	0	1	0	0	0	0	0	0	0	0
Sept 16	@ SD	L	S	10	6	4	1.0	5.0	0	0	0	0	0	0	1	0	0	0
Sept 23	Det	W	S	2	2	0	0.0	0.0	0	0	0	0	0	0	0	0	0	1
Sept 30	@ Hou	L	S	4	2	2	0.0	0.0	0	0	0	0	0	0	0	0	0	0
Oct 7	@ Min	L	S	7	5	2	0.0	0.0	0	0	0	0	0	0	0	0	0	0
Oct 11	Pit	W	S	4	3	1	0.0	0.0	0	0	0	0	0	1	0	0	0	0
Oct 21	@ Buf	W	p	3	2	1	0.0	0.0	0	1	0	0	0	0	0	0	0	0
Oct 28	Ind	L	S	4	4	0	0.0	0.0	1	1	0	0	0	0	0	0	0	0
Nov 4	Chi	L	p	11	9	2	0.0	0.0	0	2	0	0	0	0	0	1	6	0
Nov 11	@ Mia	W	S	6	5	1	0.0	0.0	0	0	1	47	0	1	0	0	0	0
Nov 25	@ Jax	L	S	9	5	4	1.5	6.5	0	0	0	0	0	0	0	0	0	0
Dec 2	Hou	L	S	5	4	1	0.0	0.0	0	0	0	0	0	0	0	0	0	0
Dec 9	@ Ind	L	S	4	4	0	0.0	0.0	1	0	0	0	0	1	0	0	0	0
Dec 17	NYJ	W	S	8	7	1	2.0	9.0	0	1	0	0	0	0	0	1	0	0
Dec 23	@ GB	L	S	9	8	1	0.0	0.0	0	0	0	0	0	0	0	0	0	0
Dec 30	Jax	W	S	5	3	2	1.0	8.0	0	0	2	109	2	3	0	0	0	0
Totals		**6-10**	**16/13**	**93**	**70**	**23**	**5.5**	**28.5**	**2**	**6**	**3**	**156**	**2**	**6**	**1**	**2**	**6**	**1**

2013 Tennessee Titans

Date	Opp	W/L	P/S	Tot	Solo	Asst	Sk	- Yds	QBP	TFL	Int	- Yds	-TD	PD	FF	FR	- Yds	SpT
Sept 8	@ Pit	W	S	10	6	4	2.0	9.0	0	0	0	0	0	1	0	0	0	0
Sept 15	@ Hou	L	S	13	11	2	0.0	0.0	1	0	0	0	0	0	0	0	0	0
Sept 22	SD	W	S	1	1	0	0.0	0.0	0	0	0	0	0	0	0	0	0	0
Sept 29	NYJ	W	S	8	6	2	1.0	11.0	2	0	0	0	0	0	1	0	0	0
Oct 6	KC	L	S	4	1	3	0.0	0.0	1	0	0	0	0	0	0	0	0	0
Oct 13	@ Sea	L	S	8	5	3	0.0	0.0	0	0	0	0	0	0	0	0	0	1
Oct 20	SF	L	S	6	5	1	0.0	0.0	0	0	0	0	0	0	0	0	0	0
Nov 3	@ StL	W	S	9	3	6	0.0	0.0	0	0	0	0	0	0	0	0	0	0
Nov 10	Jax	L	p	8	6	2	0.0	0.0	0	1	0	0	0	0	0	0	0	0
Nov 14	Ind	L	S	7	2	5	0.0	0.0	0	0	0	0	0	0	0	0	0	0
Nov 24	@ Oak	W	S	11	8	3	0.0	0.0	0	1	1	3	0	2	0	0	0	0
Dec 1	@ Ind	L	S	9	8	1	1.0	6.0	0	0	0	0	0	1	0	0	0	0
Dec 8	@ Den	L	p	8	6	2	0.0	0.0	0	1	0	0	0	0	0	0	0	0
Dec 15	Ari	L	S	2	2	0	0.0	0.0	0	0	0	0	0	0	0	0	0	0
Dec 22	@ Jax	W	p	4	4	0	0.0	0.0	0	0	0	0	0	0	0	0	0	0
Dec 29	Hou	W	S	9	6	3	0.0	0.0	0	1	0	0	0	1	0	1	0	0
Totals		**7-9**	**16/13**	**117**	**80**	**37**	**4.0**	**26.0**	**4**	**4**	**1**	**3**	**0**	**5**	**1**	**1**	**0**	**1**

ZACH BROWN'S NFL STATISTICS

REGULAR SEASON				TACKLES							INTERCEPTIONS					FUMBLES			
Year	Team	GP	GS	Tot	Solo	Asst	Sk	Yds	QBP	TFL	No	Yds	Lg	TD	PD	FF	FR	Yds	SpT
2012	Tennessee	16	13	93	70	23	5.5	28.5	2	6	3	156	79t	2	6	1	2	6	1
2013	Tennessee	16	13	117	80	37	4.0	26.0	4	4	1	3	3	0	5	1	1	0	1
NFL Totals		**32**	**26**	**210**	**150**	**60**	**9.5**	**54.5**	**6**	**10**	**4**	**159**	**79t**	**2**	**11**	**2**	**3**	**6**	**2**

Single-Game Highs

Tackles - 13 at Houston (9/15/13)
Sacks - 2 (Twice, last at Pittsburgh 9/8/13)
Tackles for Loss - 2 vs. Chicago (11/4/12)
Forced Fumbles - 1 (Twice, last vs. N.Y. Jets 9/29/13)
Fumble Recovery - 1 (Three times, last vs. Houston 12/29/13)
Interceptions - 2 vs. Jacksonville (12/30/12)

Additional Statistics

Touchdowns - 2 (79-yard interception return vs.Jacksonville, 30-yard interception return vs. Jacksonville 12/30/12)

37

Tommie Campbell

CORNERBACK • 6'3" • 198 lbs • COLLEGE: CALIFORNIA (PA.)
ACQUIRED: 7TH ROUND - 2011 • NFL EXP. (NFL/TITANS): 4/4
HOMETOWN: ALIQUIPPA, PA.
GAMES PLAYED/GAMES STARTED: 37/0 (PLAYOFFS: 0/0)

PRO: Tommie Campbell is a big, athletic cornerback that displays the speed and physical attributes necessary to compete at the pro level. The 6-foot-3-inch, 198-pounder excelled on special teams in his first three NFL seasons, amassing 28 tackles and returning a pair of kicks for touchdowns, an 84-yard kickoff return and a 65-yard punt return. He also brings a physical presence to the cornerback position having played linebacker and safety earlier in his collegiate career.

CAREER HIGHLIGHTS:

• In 2013, Campbell played in just eight games as a reserve but finished fifth on the team with a career-best 11 special teams tackles.
• In 2012, Campbell saw action in 14 games primarily on special teams and tied for fourth on the the team with nine special teams tackles.
• As a rookie in 2011, Campbell appeared in 15 games and tied for third on the team with eight special teams tackles.
• Campbell has proven to be a dynamic return man on special teams in his first two NFL campaigns. He posted his first career NFL touchdown with an 84-yard kickoff return against Tampa Bay (11/27/11) when he took a handoff from Marc Mariani on a reverse and raced 84 yards down the right sideline for the score. In 2012, he hauled in a lateral from Darius Reynaud and returned a punt 65 yards for a touchdown against Detroit (9/23/12).
• At the Cactus Bowl All-Star Game after his senior season, Campbell was easily the fastest player in attendance posting 40 yard-dash times of 4.31 and 4.33 seconds.

TITANS TIDBITS:

• Prior to enrolling at California (Pa.) in 2010, Campbell held a full-time job as a janitor for six months at Pittsburgh International Airport.
• Campbell comes from a storied prep football program at Aliquippa High School. Former All-Pro cornerback Ty Law and Pro Football Hall of Famer Mike Ditka both attended the school, and Campbell played alongside current New England Patriots Pro Bowl cornerback Darrelle Revis.
• Campbell captured the Pennsylvania state title in the 100 meters (10.65) as a senior, becoming the first Aliquippa athlete to win a PIAA title in a running event. He also anchored Aliquippa's gold-medal winning 400-meter relay team (42.63) and was the state runner-up in the 200 meters.

CAREER TRANSACTIONS:

• The Aliquippa, Pa., native was selected by the Titans with their second pick in the seventh round (251st overall) of the 2011 NFL Draft.

SEASON RECAPS:

2013 (8/0): Played in eight games as a reserve and finished fifth on the team with a career-high 11 special teams tackles. Registered four tackles on defense. Was inactive for two games before being placed on injured reserve on Nov. 18, 2013. Led or tied for the team lead in special teams tackles three times in 2013 (at HOU, vs. SD, vs. KC).
• At Houston (9/15), played as a reserve on special teams and led the team with a career-high four special teams tackles on coverage units. Stonewalled Keshawn Martin for a one-yard gain and no gain on back-to-back punt returns in the fourth quarter.
• Against N.Y. Jets (9/29), posted two tackles on special teams coverage units. Saw limited action at cornerback in the fourth quarter and notched a solo tackle. Pinned the Jets' deep in their territory by downing Brett Kern's 34-yard punt at the New York one-yard line in the third quarter.
• Against Kansas City (10/6), saw action as a reserve at cornerback after Coty Sensabaugh left the game with an injury. Recorded three tackles on defense and tied for the team lead with two special teams tackles.

2012 (14/0): Saw action in 14 games primarily on special teams and tied for fourth on the the team with nine special teams tackles. Registered six tackles and a pass defensed in limited play on defense. Was inactive for two games. Scored his second career touchdown after hauling in a lateral from Darius Reynaud and returning a punt 65 yards for a touchdown against Detroit (9/23/12). Led or tied for the team lead in special teams tackles three times in 2012 (vs. NE, at SD, at MIN).
• Against New England (9/9), led the team with three special teams tackles on coverage units.
• Against Detroit (9/23), played as a reserve on special teams. Hauled in a lateral from Darius Reynaud and returned a punt 65 yards for a touchdown with 33 seconds remaining in the first quarter.
• At Houston (9/30), saw action as a reserve on special teams. Recovered a Darius Reynaud fumble on a punt return in the second quarter.
• At Miami (11/11), played as a reserve on special teams and collected a solo stop on coverage units. Saw limited action at cornerback late in the fourth quarter and recorded his first career tackle on defense.
• Against Jacksonville (12/30), saw significant action as a reserve at cornerback and recorded five solo tackles and a pass defensed. Registered two special teams tackles on coverage units. Helped give the Titans a 35-14 lead by tipping a pass that was then intercepted by Zach Brown and returned 30 yards for a touchdown with 12:03 remaining in the third quarter.

2011 (15/0): As a rookie, played in 15 games primarily on special teams and tied for third on the team with eight special teams tackles. Tied for the team lead in special teams tackles three times in 2011 (vs. DEN, vs. IND, at ATL). Registered his first career NFL touchdown with an 84-yard kickoff return for a score against Tampa Bay (11/27/11). Was inactive at Buffalo (12/4).
• At Jacksonville (9/11), saw action as a reserve on special teams in his first career NFL contest and posted a special teams tackle. Halted Cecil Shorts for a one-yard loss on a punt return in the first quarter. Raced down the field and caught a Brett Kern punt, downing it at the Jaguars' seven-yard line.
• Against Indianapolis (10/30), tied for the team lead with three special teams tackles. Forced a Joe Lefeged fumble on the opening kickoff of the game but the loose ball was recovered by the Colts.
• Against Tampa Bay (11/27), saw action on special teams and scored a touchdown on a kickoff return before leaving the game late in the first quarter with an injury. Took a handoff from Marc Mariani on a kickoff return and raced 84 yards down the right sideline for a touchdown with 7:47 remaining in the first quarter.

COLLEGE:

• Campbell played 42 career collegiate games with three different schools. He spent his first two seasons at the University of Pittsburgh, playing in 22 games with six starts. After leaving the Panthers program, he transferred to Edinboro for the 2007 campaign. Campbell was out of school for two and a half years before enrolling at California (Pa.) for his final season of eligibility in 2010.
• As a senior (2010), appeared in all 12 games with four starts as a cornerback at California (Pa.), posting 29 tackles and two interceptions. Selected to Eastham Energy All-Star Game and Cactus Bowl.
• As a junior (2007), played in eight games with four starts at strong safety at Edinboro. Totaled 27 tackles (19 solo), 1.5 tackles for loss and a six-yard sack. Recorded five passes defensed and two forced fumbles.
• As a sophomore (2006), made a successful transition from defensive back to WILL linebacker during the spring at Pittsburgh. Played in 11 games with

six starts at linebacker and tallied 49 tackles, four tackles for losses of 27 yards, an interception that was returned 61 yards, three passes defensed and a fumble recovery. Played alongside former Washington Redskins linebacker H.B. Blades and current Jacksonville Jaguars linebacker Clint Session.

• As a freshman (2005), played in all 11 games at Pittsburgh as a reserve strong safety as a true freshman, largely in special teams capacities. Collected five tackles on the season.

PERSONAL:

• Single and splits time between Nashville and Aliquippa, Pa.

• A multi-faceted athlete who was named to The Associated Press Pennsylvania Class AA All-State Team (first team) in the "specialist" category. Led Aliquippa with 26 catches for 502 yards (19.3 avg.) and eight touchdowns as a senior. At safety compiled 74 tackles and four interceptions, returning one for a touchdown. Set an Aliquippa record with a 99-yard punt return for a touchdown (against Quaker Valley).

• Named Pittsburgh Post-Gazette "Fabulous 22," Pittsburgh Tribune-Review "Terrific 25," Pittsburgh Tribune-Review All-Class AA, Harrisburg Patriot-News "Platinum 33," Beaver County Times Male Athlete of the Year (2004-05), first team All-Midwestern Conference on both sides of the ball and Midwestern Conference's Co-Most Valuable Player.

• Led Aliquippa to a 26-2 record (.929) in his two years as a starter. As a senior, the Quips went 12-1, earning a berth in the WPIAL Class AA title game. His junior season Aliquippa went 14-1, winning both the Pennsylvania Class AA championship and the WPIAL Class AA title. Selected to play in the prestigious Big 33 Football Classic.

• Was a track standout who helped Aliquippa to the 2005 PIAA Class AA championship. Captured the state title in the 100 meters (10.65), becoming the first Aliquippa athlete to win a PIAA title in a running event. Also anchored Aliquippa's gold-medal winning 400-meter relay team (42.63) and was the state runner-up in the 200 meters.

• Was part of three record-breaking performances at the 2005 WPIAL Class AA track and field championships. Won the 100 (10.69) and 200 meters (22.13) in meet-record times. Anchored the 400-meter relay team that set a WPIAL Class AA championship record by finishing in 42.75.

• Also lettered in basketball and baseball.

• Born Tommie James Campbell on Sept. 19, 1987 in Aliquippa, Pa.

TOMMIE CAMPBELL'S GAME-BY-GAME

2011 Tennessee Titans

Date	Opp	W/L	P/S	Tot	Solo	Asst	Sk	- Yds	QBP	TFL	Int	- Yds	-TD	PD	FF	FR	- Yds	SpT
Sept 11	@ Jax	L	p	0	0	0	0.0	0.0	0	0	0	0	0	0	0	0	0	1
Sept 18	Bal	W	p	0	0	0	0.0	0.0	0	0	0	0	0	0	0	0	0	0
Sept 25	Den	W	p	0	0	0	0.0	0.0	0	0	0	0	0	0	0	0	0	1
Oct 2	@ Cle	W	p	0	0	0	0.0	0.0	0	0	0	0	0	0	0	0	0	1
Oct 9	@ Pit	L	p	0	0	0	0.0	0.0	0	0	0	0	0	0	0	0	0	0
Oct 23	Hou	L	p	0	0	0	0.0	0.0	0	0	0	0	0	0	0	0	0	0
Oct 30	Ind	W	p	0	0	0	0.0	0.0	0	0	0	0	0	0	0	0	0	3
Nov 6	Cin	L	p	0	0	0	0.0	0.0	0	0	0	0	0	0	0	0	0	1
Nov 13	@ Car	W	p	0	0	0	0.0	0.0	0	0	0	0	0	0	0	0	0	0
Nov 20	@ Atl	L	p	0	0	0	0.0	0.0	0	0	0	0	0	0	0	0	0	1
Nov 27	TB	W	p	0	0	0	0.0	0.0	0	0	0	0	0	0	0	0	0	0
Dec 4	@ Buf	W	IA															
Dec 11	NO	L	p	0	0	0	0.0	0.0	0	0	0	0	0	0	0	0	0	0
Dec 18	@ Ind	L	p	0	0	0	0.0	0.0	0	0	0	0	0	0	0	0	0	0
Dec 24	Jax	W	p	0	0	0	0.0	0.0	0	0	0	0	0	0	0	0	0	0
Jan 1	@ Hou	W	p	0	0	0	0.0	0.0	0	0	0	0	0	0	0	0	0	0
Totals		**9-7**	**15/0**	**0**	**0**	**0**	**0.0**	**0.0**	**0**	**0**	**0**	**0**	**0**	**0**	**0**	**0**	**0**	**8**

2012 Tennessee Titans

Date	Opp	W/L	P/S	Tot	Solo	Asst	Sk	- Yds	QBP	TFL	Int	- Yds	-TD	PD	FF	FR	- Yds	SpT
Sept 9	NE	L	p	0	0	0	0.0	0.0	0	0	0	0	0	0	0	0	0	3
Sept 16	@ SD	L	p	0	0	0	0.0	0.0	0	0	0	0	0	0	0	0	0	1
Sept 23	Det	W	p	0	0	0	0.0	0.0	0	0	0	0	0	0	0	0	0	0
Sept 30	@ Hou	L	p	0	0	0	0.0	0.0	0	0	0	0	0	0	0	0	0	0
Oct 7	@ Min	L	p	0	0	0	0.0	0.0	0	0	0	0	0	0	0	0	0	1
Oct 11	Pit	W	p	0	0	0	0.0	0.0	0	0	0	0	0	0	0	0	0	1
Oct 21	@ Buf	W	IA															
Oct 28	Ind	L	IA															
Nov 4	Chi	L	p	0	0	0	0.0	0.0	0	0	0	0	0	0	0	0	0	0
Nov 11	@ Mia	W	p	1	1	0	0.0	0.0	0	0	0	0	0	0	0	0	0	1
Nov 25	@ Jax	L	p	0	0	0	0.0	0.0	0	0	0	0	0	0	0	0	0	0
Dec 2	Hou	L	p	0	0	0	0.0	0.0	0	0	0	0	0	0	0	0	0	0
Dec 9	@ Ind	L	p	0	0	0	0.0	0.0	0	0	0	0	0	0	0	0	0	0
Dec 17	NYJ	W	p	0	0	0	0.0	0.0	0	0	0	0	0	0	0	0	0	0
Dec 23	@ GB	L	p	0	0	0	0.0	0.0	0	0	0	0	0	0	0	0	0	0
Dec 30	Jax	W	p	5	5	0	0.0	0.0	0	0	0	0	0	0	1	0	0	2
Totals		**6-10**	**14/0**	**6**	**6**	**0**	**0.0**	**0.0**	**0**	**0**	**0**	**0**	**0**	**0**	**1**	**0**	**0**	**9**

2013 Tennessee Titans

Date	Opp	W/L	P/S	Tot	Solo	Asst	Sk	- Yds	QBP	TFL	Int	- Yds	-TD	PD	FF	FR	- Yds	SpT
Sept 8	@ Pit	W	p	0	0	0	0.0	0.0	0	0	0	0	0	0	0	0	0	0
Sept 15	@ Hou	L	p	0	0	0	0.0	0.0	0	0	0	0	0	0	0	0	0	4
Sept 22	SD	W	p	0	0	0	0.0	0.0	0	0	0	0	0	0	0	0	0	1
Sept 29	NYJ	W	p	1	1	0	0.0	0.0	0	0	0	0	0	0	0	0	0	2
Oct 6	KC	L	p	3	2	1	0.0	0.0	0	0	0	0	0	0	0	0	0	2
Oct 13	@ Sea	L	p	0	0	0	0.0	0.0	0	0	0	0	0	0	0	0	0	1
Oct 20	SF	L	p	0	0	0	0.0	0.0	0	0	0	0	0	0	0	0	0	0
Nov 3	@ StL	W	p	0	0	0	0.0	0.0	0	0	0	0	0	0	0	0	0	1
Nov 10	Jax	L	IA															
Nov 14	Ind	L	IA															
Nov 24	@ Oak																	
Dec 1	@ Ind																	
Dec 8	@ Den																	
Dec 15	Ari																	
Dec 22	@ Jax																	
Dec 29	Hou																	
Totals		**4-6**	**8/0**	**4**	**3**	**1**	**0.0**	**0.0**	**0**	**0**	**0**	**0**	**0**	**0**	**0**	**0**	**0**	**11**

Placed on injured reserve on Nov. 18, 2013

TOMMIE CAMPBELL'S NFL STATISTICS

REGULAR SEASON				TACKLES							INTERCEPTIONS					FUMBLES			
Year	Team	GP	GS	Tot	Solo	Asst	Sk	Yds	QBP	TFL	No	Yds	Lg	TD	PD	FF	FR	Yds	SpT
2011	Tennessee	15	0	0	0	0	0.0	0.0	0	0	0	0	0	0	0	0	0	0	8
2012	Tennessee	14	0	6	6	0	0.0	0.0	0	0	0	0	0	0	1	0	0	0	9
2013	Tennessee	8	0	4	3	1	0.0	0.0	0	0	0	0	0	0	0	0	0	0	11
NFL Totals		**37**	**0**	**10**	**9**	**1**	**0.0**	**0.0**	**0**	**0**	**0**	**0**	**0**	**0**	**1**	**0**	**0**	**0**	**28**

Single-Game Highs

Tackles - 5 vs. Jacksonville (12/30/12)
Passes Defensed - 1 vs. Jacksonville (12/30/12)
Special Teams Tackles - 4 at Houston (9/15/13)

Additional Statistics

Touchdowns - 2 (84-yard kickoff return vs. Tampa Bay 11/27/11; 65-yard punt return vs. Detroit 9/23/12)
Fumble Recovery on Special Teams - 1 at Houston (9/30/12)

99

Jurrell Casey

DEFENSIVE LINEMAN • 6'1" • 305 lbs
COLLEGE: SOUTHERN CAL • ACQUIRED: 3RD ROUND - 2011
NFL EXP. (NFL/TITANS): 4/4 • HOMETOWN: LONG BEACH, CALIF.
GAMES PLAYED/GAMES STARTED: 47/45 (PLAYOFFS: 0/0)

PRO: The Titans used their third-round pick in the 2011 NFL Draft on University of Southern California defensive tackle Jurrell Casey. In his first three pro seasons, Casey quickly developed as one of the top interior defensive linemen in the NFL, a force against both the run and pass. During that timespan, he played in all but one game and ranked fifth among all defensive tackles with 16 total sacks (Geno Atkins, Marcell Dareus, Ndamukong Suh and Justin Smith). In 2013, he tied for second among NFL defensive tackles with a career-high 10.5 sacks and set a career high with 90 tackles.

CAREER HIGHLIGHTS:
• In 2013, Casey was named *Associated Press* second-team All-Pro after putting together one of the best seasons by a defensive tackle in franchise history. His 10.5 sacks set a career high and made up the second-highest total by a franchise defensive tackle since sacks became an official statistic in 1982, finishing behind only Ray Childress' 13 sacks in 1992. Only Jason Hatcher of the Dallas Cowboys (11) finished with more sacks than Casey among defensive tackles in 2013. Casey's season totals also included a career-high 90 tackles and a career- and team-high 10 quarterback pressures.
• In 2012, he notched 80 tackles to lead the defensive line and added three sacks.
• As a rookie in 2011, Casey recorded 74 tackles, which led the team's defensive linemen, and tied for second on the defense with five tackles for loss.
• Casey totaled nine sacks and 22 tackles for loss during his three seasons at Southern California. In 2010, Casey's junior year, he was named first-team All-Pac-10.

TITANS TIDBITS:
• Family members, friends and teammates call him "Tut-Tut," a nickname he earned from his aunt as a small child because she said he walked like a turtle.
• Casey has nine brothers and sisters.
• When he was in high school, his older brother, Jurray, was convicted of first-degree murder. Despite the turmoil it caused, Jurrell credits his brother for helping him re-focus on becoming a better football player and student.
• Casey calls his mother, Collette Burns, a cafeteria worker in the Long Beach Unified School District, "the inspiration in my life" for how hard she worked to provide for Jurrell and his siblings.

CAREER TRANSACTIONS:
• The Long Beach, Calif., native was selected by the Titans in the third round (77th overall) of the 2011 NFL Draft.

SEASON RECAPS:
2013 (15/14): Played in 15 games with 14 starts at defensive tackle. Named second-team *Associated Press* All-Pro and selected to the *PFWA* All-AFC team. Led the team and finished tied for second among all NFL defensive tackles with a career-best 10.5 sacks. Became only the seventh NFL 4-3 defensive tackle or 3-4 nose tackle in the past 10 seasons (2004-present) to tally 10 sacks in a season. Led the squad with 10 quarterback pressures. Posted a career-high 90 tackles, three stops for loss, three passes defensed, a forced fumble and a fumble recovery. Was inactive for the regular season finale, the first game he missed in his first three NFL seasons. Registered a career-high two sacks at Pittsburgh (9/8/13), at St. Louis (11/3/13) and at Indianapolis (12/1/13). Tied for the team lead in tackles twice in 2013 (at IND, vs. ARI). Led or tied for the team lead in sacks six times in 2013 (at PIT, vs. SF, at STL, vs. JAX, at IND, vs. ARI).
• At Pittsburgh (9/8), tallied four tackles, including a career-best two sacks. Dropped Ben Roethlisberger for a six-yard sack in the first quarter. Ended a Steelers' drive by sacking Roethlisberger for an eight-yard loss late in the fourth quarter.
• Against N.Y. Jets (9/29), posted five tackles, including a sack and a quarterback pressure. Dropped Geno Smith for a one-yard sack in the second quarter.
• Against San Francisco (10/20), notched four tackles and led the team with two quarterback pressures and a sack. Sacked Colin Kaepernick for a two-yard loss early in the fourth quarter.
• At St. Louis (11/3), set a career-high with 10 tackles and tied a career-high with two sacks and a forced fumble. Dropped Kellen Clemens for a two-yard sack in the first quarter. Strip-sacked Clemens on third-and-seven and the loose ball was recovered by Derrick Morgan at the Rams' 19-yard line in the fourth quarter.
• Against Jacksonville (11/10), notched eight tackles, a sack and a stop for loss. Stonewalled Maurice Jones-Drew for no gain on a rush up the middle in the first stanza. On back-to-back plays in the second quarter stuffed Jones-Drew for a five-yard loss on a rush off left tackle and sacked Chad Henne for an eight-yard loss on third-and-eight.
• At Oakland (11/24), sealed the victory by recovering a Rod Streater fumble that was forced by Blidi Wreh-Wilson on the final lateral play.
• At Indianapolis (12/1), tied for the team lead with nine tackles, including two sacks, and added a tackle for loss and two quarterback pressures. Sacked Andrew Luck for a six-yard loss in the second quarter. Dropped Luck for a 10-yard sack on a rush up the middle in the third quarter. Sniffed out a reverse and nailed Darrius Heyward-Bey for an 11-yard loss late in the third quarter.
• Against Arizona (12/15), tied for the team lead with 10 tackles, including 1.5 sacks, and added a tackle for loss and a quarterback pressure. Dropped Carson Palmer for a seven-yard sack with a rush up the middle in the second quarter. Teamed with Bernard Pollard to sack Palmer for a nine-yard sack on the final play of the first half. Stuffed Rashard Mendenhall for a two-yard loss on a rush off right guard in overtime.
• Against Houston (12/29), was inactive for the first time in his career with an injury.

2012 (16/16): Started all 16 games at defensive tackle and led all Titans defensive linemen with a career-best 80 tackles. Also posted a career-high three sacks, six tackles for loss, three quarterback pressures and two forced fumbles. Led the team in tackles once (vs. HST). Tied for the team lead in sacks once (vs. CHI). Tied for the team lead in quarterback pressures once (vs. JAX).
• Against Detroit (9/23), posted a career-high nine tackles, including a stop for loss. Ended the game and secured the win by stuffing Shaun Hill for a one-yard loss on a fourth-and-one rush at the Titans' seven-yard line in overtime.
• At Houston (9/30), recorded six tackles, including a career-best two stops for loss. Teamed with Derrick Morgan to stop Arian Foster for a one-yard loss on a third-and-one rush off right guard in the first quarter. Combined with Akeem Ayers to stonewall Foster for no gain on a third-and-one rush off left tackle in the opening stanza. Tracked down Ben Tate for a six-yard loss on a screen pass in the second quarter. Stuffed Foster for a three-yard loss on a rush up the middle in the second quarter.
• At Minnesota (10/7), totaled four tackles, including a stop for loss. Combined with Colin McCarthy to stop Adrian Peterson for no gain on a rush off left tackle in the third quarter.
• Against Pittsburgh (10/11), posted three tackles, including a stop for

loss before leaving the game in the second quarter with an injury. Stuffed Rashard Mendenhall for a four-yard loss on a rush up the middle in the first quarter.
• At Chicago (11/4), notched five tackles, including a sack and a forced fumble. Strip-sacked Jay Cutler and the fumble was recovered by Zach Brown in the second quarter.
• At Jacksonville (11/25), collected seven tackles, including a sack. Ended a Jaguars' drive by dropping Chad Henne for a 10-yard sack on a third-and-17 in the first quarter. Stuffed Rashad Jennings for no gain on a rush up the middle in the fourth quarter.
• Against Houston (12/2), led the team with eight tackles and forced a fumble.
• Against Jacksonville (12/30), recorded five tackles, including a sack, a stop for loss and two quarterback pressures. Teamed with Zach Brown to stuff Keith Toston for no gain on a rush off left guard in the first quarter. Stonewalled Toston for a two-yard loss on a third-and-one rush early in the third quarter. Sacked Chad Henne for a six-yard loss in the fourth quarter.

2011 (16/15): As a rookie, played in all 16 games with 15 starts at defensive tackle and led all defensive linemen on the team with 74 tackles. Tied for second on the squad with five tackles for loss. Added 2.5 sacks, nine quarterback pressures, one pass defensed, one forced fumble and a fumble recovery. Led the team in sacks twice in 2011 (at PIT, at HST). Tied for the team lead in quarterback pressures twice in 2011 (at CLE, at HST).
• At Jacksonville (9/11), made his first career NFL start at defensive tackle and posted six tackles.
• At Cleveland (10/2), collected seven tackles and tied a team-high two quarterback pressures.
• At Pittsburgh (10/9), registered six tackles, including his first career sack. Sacked Ben Roethlisberger for a four-yard loss in the third stanza.
• At Carolina (11/13), tallied five tackles, a stop for loss and a quarterback pressure. Stuffed Jonathan Stewart for a five-yard loss on a rush off left end in the second quarter.
• Against Tampa Bay (11/27), posted four tackles, a forced fumble and fumble recovery. Stripped LeGarrette Blount of the ball and recovered it at the Buccaneers' 29-yard line in the third quarter.
• Against New Orleans (12/11), recorded five tackles, a pass defensed and quarterback pressure. Ended a Saints' drive and got the Titans' offense the ball back for the final drive by breaking up a pass in the flat that was intended for Chris Ivory on third-and-seven late in the fourth quarter.
• At Indianapolis (12/18), tallied six tackles, including a stop for loss. Stuffed Donald Brown for a four-yard loss on a rush up the middle in the fourth quarter.
• Against Jacksonville (12/24), totaled three tackles, including a stop for loss. Stopped Maurice Jones-Drew for a one-yard loss on a rush off right tackle in the third quarter.
• At Houston (1/1), collected five tackles, a team-best one-and-a-half sacks, a stop for loss and three quarterback pressures. Teamed with Derrick Morgan to drop T.J. Yates for a five-yard sack on the Texans' first play from scrimmage. Stuffed Ben Tate for a two-yard loss on a rush up the middle in the second quarter. Combined with William Hayes to stonewall Tate for a one-yard loss on a rush off right tackle in the fourth quarter.

COLLEGE:
• In three seasons at the University of Southern California, Casey started 26 of 38 games on the defensive line (24 at right defensive tackle and two at nose tackle). He recorded 138 tackles, nine sacks, 22 tackles for loss, three quarterback pressures, four fumble recoveries, three forced fumbles, an interception and three passes defensed.
• As a junior (2010), started all 13 games for the second consecutive season and had 67 tackles, a team-best 11 tackles for loss, a team-leading 4.5 sacks, one interception, one fumble recovery and two passes defensed. Named 2010 SI.com All-American honorable mention, All-Pac-10 first team, ESPN.com All-Pac-10 first team, Scout.com All-Pac-10 first team and Phil Steele All-Pac-10 first team. Also was named USC's team MVP and USC's Defensive Lineman of the Year.
• As a sophomore (2009), started all 13 games (two games at nose tackle and 11 games at defensive tackle) and registered 59 tackles, nine tackles for loss, 4.5 sacks, a team-best three fumble recoveries, two forced fumbles and a pass deflection. Honors included second-team CollegeFootballNews.com Sophomore All-American, All-Pac-10 honorable mention, Phil Steele's All-Pac-10 first team and USC Co-Defensive Lineman of the Year Award.
• As a freshman (2008), played in 12 games and registered 12 tackles, two tackles for loss and one forced fumble. Named USC's Service Team Defensive Player of the Year.
• Majored in sociology.

PERSONAL:
• Single, resides in Long Beach, Calif.
• As a senior defensive tackle at Long Beach (Calif.) Polytechnic High School, tallied 134 tackles, seven sacks and two fumble recoveries, helping Jackrabbits win the CIF Pac-5 Division title. Also played offensive guard. Honors included All-Moore League Defensive MVP, All-CIF Pac-5 Division Co-Defensive MVP, *Long Beach Press-Telegram* Dream Team MVP and second-team EA Sports All-American.
• As a junior, registered 104 tackles,10 sacks and six fumble recoveries, earning first-team All-CIF Pac-5 Division honors.
• List of favorites: (movie) "The Wood"; (TV show) "The Simpsons"; (actor) Denzel Washington; (music artist) Lil Twist; (school subject) math; (car) Cadillac Escalade; (video game) NBA 2K; (food) pizza; (restaurant) Red Lobster; and (sports team as a child) Philadelphia Eagles.
• Follow Casey on Twitter at @jurrellc.
• Born Jurrell Jule Casey on Dec. 5, 1989 in Long Beach, Calif.

JURRELL CASEY'S GAME-BY-GAME

2011 Tennessee Titans

Date	Opp	W/L	P/S	Tot	Solo	Asst	Sk	- Yds	QBP	TFL	Int	- Yds	-TD	PD	FF	FR	- Yds	SpT
Sept 11	@ Jax	L	S	6	3	3	0.0	0.0	0	0	0	0	0	0	0	0	0	0
Sept 18	Bal	W	S	3	1	2	0.0	0.0	1	0	0	0	0	0	0	0	0	0
Sept 25	Den	W	S	3	2	1	0.0	0.0	0	0	0	0	0	0	0	0	0	0
Oct 2	@ Cle	W	S	7	6	1	0.0	0.0	2	0	0	0	0	0	0	0	0	0
Oct 9	@ Pit	L	S	6	3	3	1.0	4.0	0	0	0	0	0	0	0	0	0	0
Oct 23	Hou	L	S	5	3	2	0.0	0.0	0	1	0	0	0	0	0	0	0	0
Oct 30	Ind	W	S	5	4	1	0.0	0.0	1	0	0	0	0	0	0	0	0	0
Nov 6	Cin	L	S	3	1	2	0.0	0.0	0	0	0	0	0	0	0	0	0	0
Nov 13	@ Car	W	S	5	2	3	0.0	0.0	1	1	0	0	0	0	0	0	0	0
Nov 20	@ Atl	L	p	3	1	2	0.0	0.0	0	0	0	0	0	0	0	0	0	0
Nov 27	TB	W	S	4	3	1	0.0	0.0	0	0	0	0	0	0	1	1	0	0
Dec 4	@ Buf	W	S	5	4	1	0.0	0.0	0	0	0	0	0	0	0	0	0	0
Dec 11	NO	L	S	5	0	5	0.0	0.0	1	0	0	0	0	1	0	0	0	0
Dec 18	@ Ind	L	S	6	3	3	0.0	0.0	0	1	0	0	0	0	0	0	0	0
Dec 24	Jax	W	S	3	1	2	0.0	0.0	0	1	0	0	0	0	0	0	0	0
Jan 1	@ Hou	W	S	5	4	1	1.5	11.5	3	1	0	0	0	0	0	0	0	0
Totals		**9-7**	**16/15**	**74**	**41**	**33**	**2.5**	**15.5**	**9**	**5**	**0**	**0**	**0**	**1**	**1**	**1**	**0**	**0**

2012 Tennessee Titans

Date	Opp	W/L	P/S	Tot	Solo	Asst	Sk	- Yds	QBP	TFL	Int	- Yds	-TD	PD	FF	FR	- Yds	SpT
Sept 9	NE	L	S	2	2	0	0.0	0.0	0	0	0	0	0	0	0	0	0	0
Sept 16	@ SD	L	S	2	2	0	0.0	0.0	0	0	0	0	0	0	0	0	0	0
Sept 23	Det	W	S	9	5	4	0.0	0.0	0	1	0	0	0	0	0	0	0	0
Sept 30	@ Hou	L	S	6	2	4	0.0	0.0	0	2	0	0	0	0	0	0	0	0
Oct 7	@ Min	L	S	4	2	2	0.0	0.0	0	1	0	0	0	0	0	0	0	0
Oct 11	Pit	W	S	3	2	1	0.0	0.0	0	1	0	0	0	0	0	0	0	0
Oct 21	@ Buf	W	S	3	0	3	0.0	0.0	0	0	0	0	0	0	0	0	0	0
Oct 28	Ind	L	S	5	2	3	0.0	0.0	0	0	0	0	0	0	0	0	0	0
Nov 4	Chi	L	S	5	2	3	1.0	15.0	0	0	0	0	0	0	1	0	0	0
Nov 11	@ Mia	W	S	4	1	3	0.0	0.0	1	0	0	0	0	0	0	0	0	0
Nov 25	@ Jax	L	S	7	6	1	1.0	10.0	0	0	0	0	0	0	0	0	0	0
Dec 2	Hou	L	S	8	3	5	0.0	0.0	0	0	0	0	0	0	1	0	0	0
Dec 9	@ Ind	L	S	4	1	3	0.0	0.0	0	0	0	0	0	0	0	0	0	0
Dec 17	NYJ	W	S	7	2	5	0.0	0.0	0	0	0	0	0	0	0	0	0	0
Dec 23	@ GB	L	S	6	3	3	0.0	0.0	0	0	0	0	0	0	0	0	0	0
Dec 30	Jax	W	S	5	3	2	1.0	6.0	2	1	0	0	0	0	0	0	0	0
Totals		**6-10**	**16/16**	**80**	**38**	**42**	**3.0**	**31.0**	**3**	**6**	**0**	**0**	**0**	**0**	**2**	**0**	**0**	**0**

2013 Tennessee Titans

Date	Opp	W/L	P/S	Tot	Solo	Asst	Sk	- Yds	QBP	TFL	Int	- Yds	-TD	PD	FF	FR	- Yds	SpT
Sept 8	@ Pit	W	S	4	2	2	2.0	14.0	1	0	0	0	0	0	0	0	0	0
Sept 15	@ Hou	L	S	6	4	2	0.0	0.0	0	0	0	0	0	1	0	0	0	0
Sept 22	SD	W	S	4	3	1	0.0	0.0	1	0	0	0	0	1	0	0	0	0
Sept 29	NYJ	W	S	5	4	1	1.0	1.0	1	0	0	0	0	0	0	0	0	0
Oct 6	KC	L	S	4	3	1	0.0	0.0	0	0	0	0	0	0	0	0	0	0
Oct 13	@ Sea	L	p	7	3	4	0.0	0.0	0	0	0	0	0	0	0	0	0	0
Oct 20	SF	L	S	4	3	1	1.0	2.0	2	0	0	0	0	0	0	0	0	0
Nov 3	@ StL	W	S	10	5	5	2.0	7.0	1	0	0	0	0	0	1	0	0	0
Nov 10	Jax	L	S	8	6	2	1.0	8.0	0	1	0	0	0	0	0	0	0	0
Nov 14	Ind	L	S	4	2	2	0.0	0.0	1	0	0	0	0	1	0	0	0	0
Nov 24	@ Oak	W	S	7	0	7	0.0	0.0	0	0	0	0	0	0	0	1	0	0
Dec 1	@ Ind	L	S	9	6	3	2.0	17.0	2	1	0	0	0	0	0	0	0	0
Dec 8	@ Den	L	S	2	1	1	0.0	0.0	0	0	0	0	0	0	0	0	0	0
Dec 15	Ari	L	S	10	6	4	1.5	11.5	1	1	0	0	0	0	0	0	0	0
Dec 22	@ Jax	W	S	6	1	5	0.0	0.0	0	0	0	0	0	0	0	0	0	0
Dec 29	Hou	W	IA															
Totals		**7-9**	**15/14**	**90**	**49**	**41**	**10.5**	**60.5**	**10**	**3**	**0**	**0**	**0**	**3**	**1**	**1**	**0**	**0**

JURRELL CASEY'S NFL STATISTICS

REGULAR SEASON				TACKLES							INTERCEPTIONS					FUMBLES			
Year	Team	GP	GS	Tot	Solo	Asst	Sk	Yds	QBP	TFL	No	Yds	Lg	TD	PD	FF	FR	Yds	SpT
2011	Tennessee	16	15	74	41	33	2.5	15.5	9	5	0	0	0	0	1	1	1	0	0
2012	Tennessee	16	16	80	38	42	3.0	31.0	3	6	0	0	0	0	0	2	0	0	0
2013	Tennessee	15	14	90	49	41	10.5	60.5	10	3	0	0	0	0	3	1	1	0	0
NFL Totals		**47**	**45**	**244**	**128**	**116**	**16.0**	**107.0**	**22**	**14**	**0**	**0**	**0**	**0**	**4**	**4**	**2**	**0**	**0**

Single-Game Highs

Tackles - 10 (Twice, last vs. Arizona 12/15/13)
Sacks - 2 (Three times, last at Indianapolis 12/1/13)
Quarterback Pressures - 3 at Houston (1/1/12)
Forced Fumble - 1 (Four times, last at St. Louis 11/3/13)
Fumble Recovery - 1 (Twice, last at Oakland 11/24/13)
Tackles for Loss - 2 at Houston (9/30/12)

51

Brandon Copeland

LINEBACKER • 6'3" • 260 lbs • COLLEGE: PENNSYLVANIA
ACQUIRED: FREE AGENT - 2013 • NFL EXPERIENCE: 1/1
HOMETOWN: SYKESVILLE, MD.
GAMES PLAYED/GAMES STARTED: 0/0 (PLAYOFFS: 0/0)

PRO: Brandon Copeland was originally signed as a rookie free agent by the Baltimore Ravens following the 2013 NFL Draft. After being released by the Ravens, the 6-foot-3-inch, 260-pounder spent the bulk of his rookie campaign on the Titans' practice squad. The University of Pennsylvania product will compete for playing time at outside linebacker and on special teams coverage units.

TITANS TIDBITS:
• Copeland's grandfather Roy Hilton played 11 years in the NFL (Atlanta Falcons, NY Giants and Baltimore Colts) and appeared in Super Bowl III and Super Bowl V.

CAREER TRANSACTIONS:
• The Sykesville, Md., native was originally signed by the Baltimore Ravens as an undrafted free agent on May 3, 2013.
• Waived by the Ravens on Aug. 30, 2013 and was signed to team's practice squad a day later.
• Released from the Ravens' practice squad on Sept. 25, 2013.
• Signed by the Titans to their practice squad on Oct. 8, 2013.
• Released from the Titans' practice squad on Nov. 5, 2013, but re-signed to the team's practice squad on Nov. 12, 2013.
• Signed by the Titans to a future contract on Dec. 31, 2013.

SEASON RECAPS:
2013 (0/0 - Baltimore; 0/0 - Tennessee): Spent training camp with the Ravens and was on the team's practice squad for the first three weeks of the season. Signed by the Titans to their practice squad on Oct. 8 where he spent the next three weeks before being released on Nov. 5. Re-signed by the Titans to their practice squad on Nov. 12 and spent the final seven weeks of the regular season in that capacity.

COLLEGE:
• Was a three-time Ivy League champion at Pennsylvania. Finished his collegiate career playing in 39 games with 30 straight starts and tallied 160 tackles, 11 sacks for 70 yards, 26.5 tackles for loss, an interception, four passes defensed, two forced fumbles, two fumble recoveries, a blocked kick, a safety and a touchdown. Earned first-team All-Ivy League three times (2010-12).
• Capped off his collegiate career in 2012, earning first-team All-Ivy League by tallying 51 tackles. Led the team and finished seventh in the league with five sacks for 23 yards and recorded 8.5 tackles for loss, ranking second on the team. Placed third in the league with two fumble recoveries and posted five-or-more tackles during six contests.
• As a senior was awarded Ivy League Co-Defensive Player of the Week honors and NCAA National Defensive Player of the Week following his performance in a win against Harvard, where he helped clinch the Ivy League with his first safety and a career-high two sacks.
• During his junior season in 2011, he earned first-team All-Ivy and Lindy's second-team All-America. In 10 starts, recorded 51 tackles, ranking second on the team. Also ranked fourth on the team with six tackles for loss and two sacks.
• Helped lead the Quakers to a 9-1 overall record as a sophomore in 2010 by starting all 10 games and finishing with first-team All-Ivy League honors. Had at least a tackle in every game, tallying 45 tackles, placing fifth on the team. Ranked fifth in the league with a team-high 10 tackles for loss and also posted three sacks for 22 yards.
• Saw action in the final nine games of the season as a freshman and collected 13 tackles, two tackles for loss, a fumble recovery and a nine-yard sack.
• Majored in management with a specialization in entrepreneurship at Pennsylvania.

PERSONAL:
• Attended at Gilman School (Baltimore, Md.), where he was a three-sport athlete in football, basketball and track. Was awarded the 2008 National Football Foundation Scholar Athlete of the Year award and was a 2008 Academic All-State team honoree.
• Participated in Maryland Crab Bowl and the Baltimore Touchdown Club All-Star games in 2008 and was a member of the 2006 MIAAA Conference championship squad.
• Nominated for the Army All-American game and earned All-Baltimore City honors.
• Born Brandon Matthew Copeland on July 2, 1991 in Sykesville, Md.

41

Dorin Dickerson

TIGHT END • 6'1" • 226 lbs • COLLEGE: PITTSBURGH
ACQUIRED: FREE AGENT - 2014 • NFL EXP. (NFL/TITANS): 4/1
HOMETOWN: OAKDALE. PA.
GAMES PLAYED/GAMES STARTED: 23/0 (PLAYOFFS: 0/0)

PRO: The Titans signed Dorin Dickerson as a free agent on June 19, 2014 following a tryout with the team during their mini-camp. The 6-foot-1-inch, 226-pounder was originally a seventh-round draft choice of the Houston Texans in 2010. Prior to arriving in Tennessee, the University of Pittsburgh product spent time with the Texans, Pittsburgh Steelers, New England Patriots, Buffalo Bills and Detroit Lions.

TITANS TIDBITS:
• Dickerson was a versatile player during his time at the University of Pittsburgh. He began his career as a freshman wide receiver, before transitioning to linebacker as a sophomore. During his final two collegiate campaigns he lined up at tight end.
• Dickerson's father, Randy, played college basketball at Kansas State and Lock Haven.

CAREER TRANSACTIONS:
• The Oakdale, Pa., native was originally selected by the Houston Texans in the seventh round (227th overall) of the 2010 NFL Draft.
• Waived by the Texans on Sept. 3, 2011.
• Signed by the Pittsburgh Steelers to their practice squad on Sept. 12, 2011 and released on Sept. 15, 2011.
• Signed by the New England Patriots to their practice squad on Dec. 7, 2011 and released on Jan. 25, 2012.
• Signed by the Buffalo Bills as a free agent on May 14, 2012.
• Released by the Bills on Aug. 30, 2013.
• Signed by the Detroit Lions on Oct. 15, 2013 and released by the team on Oct. 19, 2013.
• Re-signed by the Lions on Nov. 19, 2013.
• Signed by the Titans as a free agent on June 19, 2014.

SEASON RECAPS:
2013 (5/0 - Detroit): Played in five games as a reserve after signing with the Lions as a free agent on Nov. 19. Caught two passes for 34 yards. Was placed on injured reserve prior to the regular season finale.
• Against Green Bay (11/28), played as a reserve at tight end and snared a career-long 26-yard reception.
• Against N.Y. Giants (12/22), caught one pass for eight yards.

2012 (11/0 - Buffalo): Played in a career-high 11 games as a reserve and hauled in nine receptions for 117 yards. Had one rush for minus-eight yards. Did not play in five contests.
• Against New England (9/30), recorded his first career receptions, finishing with two grabs for 36 yards. Both receptions resulted in first downs, including a long of 24 yards.
• At Miami (12/23), tallied a career-high four catches for a game- and career-best 54 yards.

2011 (0/0 - Pittsburgh; 0/0 - New England): Spent three days on the Steelers' practice squad before being released on Sept. 15. Signed to the Patriots' practice squad on Dec. 7 and released from the team on Jan. 25.

2010 (7/0 - Houston): Saw action in seven games at wide receiver and on special teams. Was inactive for nine contests.
• At Oakland (10/3), made his NFL debut, seeing action at wide receiver.

COLLEGE:
• Played in 46 games at Pittsburgh – eight at receiver, 12 at strongside linebacker and 26 at tight end – while making 11 starts at tight end.
• Posted 63 career catches for 708 yards with 12 touchdowns and carried the ball five times for 50 yards a score. Also returned 10 kickoffs for 106 yards.
• Tallied 15 tackles, one quarterback pressure and a pass defensed.
• As a senior, became the first Pittsburgh tight end since Mike Ditka in 1960 to earn first-team All-American honors from the Football Writers Association and the first ever school tight end to be named First Team All-Big East Conference. Was also a John Mackey Award finalist.
• In 2009, finished second on the team with 49 receptions, the second-best season total by a Panthers tight end. Gained 529 yards and his 10 touchdown catches tied for sixth on the school's overall season-record list and established a new mark for Pittsburgh tight ends.
• In 2008, played his first season at tight end, appearing in 13 games, while starting two. Posted 13 catches for 174 yards and two touchdowns. Had two rushes for 25 yards.
• In 2007, played in all 12 games as a reserve Sam linebacker and had 15 total tackles.
• In 2006, played in eight games, primarily seeing time at wide receiver and on the kick return unit.
• Majored in communications at Pittsburgh.

PERSONAL:
• Attended West Allegheny (Imperial, Pa.) High School Played and played wide receiver, running back, quarterback, safety and cornerback.
• Rushed for 1,429 yards and 30 touchdowns on 132 carries and added 22 catches for 423 yards and six scores as a senior, leading his team to a third straight Class AAA title.
• Named the Pennsylvania Class AAA Player of the Year by the *Associated Press* and the *Pittsburgh Post-Gazette* Player of the Year.
• As a junior, rushed for 1,065 yards and 13 touchdowns, while catching 25 passes for 517 yards and eight touchdowns.
• Also lettered in basketball and track.
• Born Dorin R. Dickerson on March 31, 1988 in Oakdale, Pa.

DORIN DICKERSON'S NFL STATISTICS

REGULAR SEASON				RECEIVING					RUSHING				
Year	Team	GP	GS	No	Yds	Avg	Lg	TD	Att	Yds	Avg	Lg	TD
2010	Houston	7	0	0	0	-	0	0	0	0	-	0	0
2011	PIT/NE	0	0	Practice Squad									
2012	Buffalo	11	0	9	117	13.0	24	0	1	-8	-8.0	-8	0
2013	Detroit	5	0	2	34	17.0	26	0	0	0	-	0	0
NFL Totals		**23**	**0**	**11**	**151**	**13.7**	**26**	**0**	**1**	**-8**	**-8.0**	**-8**	**0**

Single-Game Highs

Receptions - 4 at Miami (12/23/12)
Receiving Yards - 54 at Miami (12/23/12)
Longest Reception - 26 vs. Green Bay (11/28/13)

Additional Statistics

Kickoff Returns - 1 for 18 yards, at Philadelphia (12/8/13)

79

Marcus Dixon

DEFENSIVE END • 6'4" • 295 lbs • COLLEGE: HAMPTON
ACQUIRED: FREE AGENT - 2014 • NFL EXP. (NFL/TITANS): 3/1
HOMETOWN: ROME, GA.
GAMES PLAYED/GAMES STARTED: 22/4 (PLAYOFFS: 0/0)

PRO: The Titans signed Marcus Dixon to provide veteran depth at defensive end. Originally an undrafted free agent with the Dallas Cowboys in 2008, Dixon spent two years on the Cowboys practice squad before playing for the New York Jets from 2010 through 2012. During his time with the Jets, he appeared in 22 games with four starts, recording 20 tackles, 2.5 sacks, a forced fumble, a fumble recovery and a quarterback pressure.

CAREER TRANSACTIONS:
• The Rome, Ga., native was originally signed by the Dallas Cowboys as a rookie free agent on May 2, 2008.
• Released by the Cowboys on Aug. 30, 2008 and signed to the practice squad on Sept. 1, 2008.
• Re-signed with Dallas on Dec. 30, 2008.
• Released by Dallas on Sept. 5, 2009 and signed to the practice squad the following day.
• Re-signed with Dallas on Jan. 22, 2010.
• Waived by Dallas on Sept. 4, 2010 and claimed off waivers by the New York Jets on Sept. 5, 2010.
• Re-signed with the Jets on Jan. 26, 2011 and released on Sept. 1, 2012.
• Re-signed with the Jets on Sept. 4, 2012 and released on Sept. 24, 2012.
• Signed by the Kansas City Chiefs on Feb. 11, 2013 and released on Aug. 31, 2013.
• Signed by the Titans on Jan. 3, 2014.

SEASON RECAPS:
2012 (3/0 - N.Y. Jets): Played in three games, recording two tackles and one quarterback pressure.

2011 (16/3 - N.Y. Jets): Appeared in all 16 games with three starts. Recorded 14 tackles, 1.5 sacks, a forced fumble and a fumble recovery.
• At Philadelphia (12/18), notched a solo sack.

2010 (3/1 - N.Y. Jets): Played in three games with one start. Inactive for the first 13 games of the season. Posted four tackles, one tackle for loss and one sack.
• At Pittsburgh (12/19), played in his first regular-season NFL game.
• At Chicago (12/26), notched his first career sack.

COLLEGE:
• Attended Hampton and recorded 58 tackles, including 16 for loss, six sacks, two passes defensed, two forced fumbles, one fumble recovery. Also blocked a kick as a senior in 2007 and added one catch for a 13-yard touchdown.
• Started all 11 games as a junior in 2006, posting 25 tackles, including 5.5 tackles for loss and 4.0 sacks, en route to being a second-team All-MEAC selection.
• Played in 10 games (nine starts) as a sophomore in 2005, producing 33 tackles, including seven for loss, and 2.5 sacks. Added his first career interception.
• Played in all 12 games (six starts) as a true freshman in 2005, recording 38 tackles, including nine for loss.
• Majored in health and physical education.

PERSONAL:
• Earned first-team All-Area honors as a junior defensive end at Pepperell (Lindale, Ga.) High School, recording 98 tackles, 12 tackles for loss, three sacks and seven passes defensed.
• Also lettered in basketball and track in high school.
• Favorite TV show: "Martin."
• Born on Sept. 16, 1984 in Rome, Ga.

MARCUS DIXON'S NFL STATISTICS

REGULAR SEASON				TACKLES							INTERCEPTIONS					FUMBLES			
Year	Team	GP	GS	Tot	Solo	Asst	Sk	Yds	QBP	TFL	No	Yds	Lg	TD	PD	FF	FR	Yds	SpT
2008	Dallas	0	0	Practice Squad															
2009	Dallas	0	0	Practice Squad															
2010	N.Y. Jets	3	1	4	4	0	1.0	10.0	0	1	0	0	-	0	0	0	0	0	0
2011	N.Y. Jets	16	3	14	9	5	1.5	4.0	0	1	0	0	-	0	0	1	1	0	0
2012	N.Y. Jets	3	0	2	0	2	0.0	0.0	1	0	0	0	-	0	0	0	0	0	0
NFL Totals		**22**	**4**	**20**	**13**	**7**	**2.5**	**14.0**	**1**	**2**	**0**	**0**	**-**	**0**	**0**	**1**	**1**	**0**	**0**

98

Lavar Edwards

DEFENSIVE END • 6'4" • 278 lbs • COLLEGE: LOUISIANA ST.
ACQUIRED: 5TH ROUND - 2013 • NFL EXPERIENCE: 2/2
HOMETOWN: NEW ORLEANS, LA.
GAMES PLAYED/GAMES STARTED: 7/1 (PLAYOFFS: 0/0)

PRO: The Titans used their fifth-round pick in the 2013 NFL Draft on Louisiana State defensive end Lavar Edwards. In Edwards, the Titans saw unquestioned athleticism and impressive pass rush technique that allows him to be a disruptive force. As a rookie, he played in seven games with one start and recorded 10 tackles, a quarterback pressure, a tackle for loss and a pass defensed.

CAREER HIGHLIGHTS:
• As a senior at LSU, Edwards was one of the recipients of the school's Unsung Hero Award in 2012. He appeared in all 13 games with six starts, posting 26 tackles and 4.5 sacks. He put the numbers in limited snaps with the Tigers playing behind a pair of high-round 2013 draft picks.

TITANS TIDBITS:
• Edwards and his family were one of many in New Orleans affected by Hurricane Katrina. The storm hit when he was 15 and a high school sophomore. Edwards was displaced to Austin, Texas, with family members. He then returned to his school, which was originally located in New Orleans but had moved entirely to Niceville, Fla., for a few months and then finally to Baton Rouge where he finished his high school career.
• Edwards was quite the athlete in high school. Besides his exploits on the gridiron, he was an all-star performer in basketball, an exceptional track and field athlete excelling in the shot put and a first baseman and designated hitter for the baseball team.

CAREER TRANSACTIONS:
• The Baton Rouge, La., native was selected by the Titans in the fifth round (142nd overall) of the 2013 NFL Draft.

SEASON RECAPS:
2013 (7/1): As a rookie, saw action in seven games with one start at defensive end. Registered 10 tackles, a quarterback pressure, a stop for loss and a pass defensed. Was inactive for nine contests. Played in his first career NFL game against Kansas City (10/6). Started his first NFL contest against San Francisco (10/20).
• Against Kansas City (10/6), saw significant action as a reserve defensive end in his first career NFL contest and recorded three tackles and a pass defensed. Stuffed Jamaal Charles for no gain on a rush off left guard in the third quarter. Forced the Chiefs to settle for a field goal by batting down a pass at the line of scrimmage on third-and-eight late in the fourth quarter.
• At Seattle (10/13), tallied two tackles and a quarterback pressure. Combined with Ropati Pitoitua to stuff Marshawn Lynch for a two-yard loss in the second quarter.
• Against San Francisco (10/20), made his first NFL start at defensive end and notched a tackle.
• Against Houston (12/29), tallied two tackles, including a stop for loss.

COLLEGE:
• In four seasons at Louisiana State, Edwards started 15 of 52 games and recorded 96 tackles (41 solo), 10.5 sacks for minus 70 yards, 20 stops for losses totaling 106 yards and six quarterback pressures. Recovered two fumbles, advancing one 29 yards for a touchdown, as he also scored on a 23-yard interception return, gaining 40 yards on two pass thefts. Also caused two fumbles and deflected five other passes.
• As a senior (2012), one of the recipients of the team's Unsung Hero Award. Appeared in all 13 games with six starts while seeing action at both defensive end positions. Registered 26 tackles with 4.5 sacks for minus 31 yards, seven stops for losses of 46 yards and three quarterback pressures.
• As a junior (2011), was the key reserve at both defensive end positions, appearing in 14 games with one start in the Auburn clash. Recorded 26 tackles that included a five-yard sack, 4.5 stops for minus 16 yards, two pressures, a pair of pass deflections and a fumble recovery.
• As a sophomore (2010), played in 13 games, starting seven contests during the second half and produced 21 tackles with 2.5 sacks, four stops for losses of 23 yards, an interception, a pass deflection and a fumble recovery.
• As a redshirt freshman (2009), appeared in 12 games with one start and posted 23 tackles, 2.5 sacks for minus 16 yards, a forced fumble, a quarterback pressure and 4.5 stops for losses of 21 yards.
• Redshirted in 2008.
• Majored in general studies at Louisiana State.

PERSONAL:
• Single, splits time between Nashville and New Orleans, La.
• Attended Desire Street (Baton Rouge, La.) Academy, where he was ranked among one of the top 40 prospects in the state of Louisiana by Rivals.com.
• Named to the Baton Rouge Advocate's Super Dozen team as a defensive end, but also competed as a fullback and tight end.
• Rushed for 850 yards and 10 touchdowns as a junior, followed by 12 touchdowns and 400 yards receiving as a senior.
• Received a three-star prospect grade from Rivals.com, as that recruiting service placed him 42nd among the nation's defensive ends and listed him on their Louisiana Top 40 chart.
• Was a "double-double" performer for the school's basketball team. Also excelled in track, tossing a personal-best 46'7" in the shot put. Competed as a first baseman and designated hitter for the baseball team.
• List of favorites: (movie) "The Dark Knight"; (TV show) "The Fresh Prince of Bel-Air"; (actor) Denzel Washington and Will Smith; (music artists) Lil Wayne; (school subject) history; (car) Bugatti; (food) shrimp; (sports hero) Jerry Rice; (video game) NBA 2K and (sports teams as a child) San Francisco 49ers.
• Follow Edwards on Twitter at @scoopNscore_89_.
• Born Lavar Michael Edwards on April 29, 1990 in New Orleans, La.

LAVAR EDWARDS' GAME-BY-GAME

2013 Tennessee Titans

Date	Opp	W/L	P/S	Tot	Solo	Asst	Sk	- Yds	QBP	TFL	Int	- Yds	-TD	PD	FF	FR	- Yds	SpT
Sept 8	@ Pit	W	IA															
Sept 15	@ Hou	L	IA															
Sept 22	SD	W	IA															
Sept 29	NYJ	W	IA															
Oct 6	KC	L	p	3	2	1	0.0	0.0	0	0	0	0	0	1	0	0	0	0
Oct 13	@ Sea	L	p	2	1	1	0.0	0.0	1	0	0	0	0	0	0	0	0	0
Oct 20	SF	L	S	1	0	1	0.0	0.0	0	0	0	0	0	0	0	0	0	0
Nov 3	@ StL	W	IA															
Nov 10	Jax	L	IA															
Nov 14	Ind	L	IA															
Nov 24	@ Oak	W	p	1	0	1	0.0	0.0	0	0	0	0	0	0	0	0	0	0
Dec 1	@ Ind	L	p	1	1	0	0.0	0.0	0	0	0	0	0	0	0	0	0	0
Dec 8	@ Den	L	IA															
Dec 15	Ari	L	p	0	0	0	0.0	0.0	0	0	0	0	0	0	0	0	0	0
Dec 22	@ Jax	W	IA															
Dec 29	Hou	W	p	2	2	0	0.0	0.0	0	1	0	0	0	0	0	0	0	0
Totals		**7-9**	**7/1**	**10**	**6**	**4**	**0.0**	**0.0**	**1**	**1**	**0**	**0**	**0**	**1**	**0**	**0**	**0**	**0**

LAVAR EDWARDS' NFL STATISTICS

REGULAR SEASON				TACKLES							INTERCEPTIONS					FUMBLES			
Year	Team	GP	GS	Tot	Solo	Asst	Sk	Yds	QBP	TFL	No	Yds	Lg	TD	PD	FF	FR	Yds	SpT
2013	Tennessee	7	1	10	6	4	0.0	0.0	1	1	0	0	0	0	1	0	0	0	0
NFL Totals		**7**	**1**	**10**	**6**	**4**	**0.0**	**0.0**	**1**	**1**	**0**	**0**	**0**	**0**	**1**	**0**	**0**	**0**	**0**

Single-Game Highs

Tackles - 3 vs. Kansas City (10/6/13)

Passes Defensed - 1 vs. Kansas City (10/6/13)

53

Moise Fokou

LINEBACKER • 6'1" • 243 lbs • COLLEGE: MARYLAND
ACQUIRED: UNRESTRICTED FREE AGENT (IND) - 2013
NFL EXP. (NFL/TITANS): 6/2 • HOMETOWN: ROCKVILLE, MD.
GAMES PLAYED/GAMES STARTED: 71/35 (PLAYOFFS: 3/2)

PRO: The Titans signed Moise Fokou (pronounced Mo-EES FOE-koo) in the early stages of the 2013 unrestricted free agency period, adding a young and versatile veteran capable of manning different positions among the linebacking corps. Following his career at the University of Maryland, Fokou was drafted by the Philadelphia Eagles in the seventh round of the 2009 NFL Draft. He spent three seasons and played in 43 games (22 starts) with the Eagles before being traded to the Indianapolis Colts in 2012. He played in all 16 games (one start) in his only campaign in Indianapolis before coming to Tennessee where he posted a career-best 98 tackles last season.

CAREER HIGHLIGHTS:

• In 2013, Fokou started 12 games at middle linebacker in his first season with the Titans and finished fourth on the team with a career-high 98 tackles.
• In 2012, Fokou played in all 16 games for the third time in his career. He totaled 46 tackles, a sack, two passes defensed and a forced fumble in his only season with the Colts.
• In 2010, set a career high with 11 starts and posted 41 tackles with the Eagles.

TITANS TIDBITS:

• Fokou created The ROOT 53 Foundation in 2012 to provide hands-on learning opportunities for the at-risk youth in urban Maryland, DC and Tennessee regions. The Foundation helps put on healthy living workshops for youth in under-served communities and donates resources to youth with their Root 53 Backpack, Lunchbox and Future Rulers Initiatives. The mission of The ROOT 53 Foundation is to prepare children to be successful by providing educational and resource support.
• Fokou was born in the African nation of Cameroon and immigrated to the United States in 1990.
• Fokou originally enrolled at Division III Frostburg State in 2004 to play football and study electrical engineering. He transferred to Maryland as a walk-on after his freshman season and eventually earned a scholarship with the Terrapins.

CAREER TRANSACTIONS:

• The Cameroon, Africa, native was originally selected by the Philadelphia Eagles in the seventh round (230th overall) of the 2009 NFL Draft.
• On Aug. 2, 2012, traded from the Eagles along with linebacker Greg Lloyd to the Indianapolis Colts in exchange for cornerback Kevin Thomas and a conditional seventh-round selection in the 2013 NFL Draft.
• Signed by the Titans as an unrestricted free agent on March 14, 2013.

SEASON RECAPS:

2013 (12/12 - Tennessee): Started 12 games at middle linebacker in his first season with the Titans and ranked fourth on the team with a career-high 98 tackles. Registered a sack, a quarterback pressure, a tackle for loss, two forced fumbles and a fumble recovery. Was inactive for four games in the middle of the season because of injury. Led or tied for the team lead in tackles five times in 2013 (vs. NYJ, vs. KC, at DEN, at JAX, vs. HOU). Tied for the team lead in sacks once in 2013 (at SEA). Set a career-high with 14 tackles at the Denver (12/8/13). Registered a career-best two forced fumbles at Seattle (10/13/13).
• At Pittsburgh (9/8), started at middle linebacker in his Titans debut and tallied five tackles and a fumble recovery. Teamed with Ropati Pitoitua to stuff Isaac Redman for no gain on a rush off left tackle in the first quarter. Recovered a Redman fumble in the end zone ending the Steelers first drive.
• Against San Diego (9/22), started at middle linebacker and tied a then career-high with nine tackles.
• Against N.Y. Jets (9/29), started at middle linebacker and led the team with a then career-high 11 tackles and a quarterback pressure.
• Against Kansas City (10/6), started at linebacker and recorded a team-high nine tackles, including a stop for loss. Stuffed Jamaal Charles for a one-yard loss on a rush off left tackle in the first stanza. Stopped Dwayne Bowe for no gain on a short pass over the middle in the second quarter. Combined with Jurrell Casey to stuff Jamaal Charles for no gain on a rush off right guard in the fourth quarter.
• At Seattle (10/13), started at linebacker and tallied seven tackles, a career-best two forced fumbles and a sack before leaving the game in the third quarter with an injury. Sacked Russell Wilson for no gain on a third-and-goal play in the second quarter. Forced a Sidney Rice fumble that was recovered by Michael Griffin at the Titans' 46-yard line in the third quarter. Forced a Marshawn Lynch fumble deep in Titans' territory that was recovered by Russell Wilson in the fourth quarter.
• At Denver (12/8), started at linebacker and led the team with a career-high 14 tackles. Stuffed Montee Ball for no gain on a short pass in the first quarter.
• At Jacksonville (12/22), started at linebacker and tied for the team lead with nine tackles.
• Against Houston (12/29), started at linebacker and tied for the team lead with nine tackles.

2012 (16/1, 1/0 – Indianapolis): After being traded to the Colts during training camp, played in all 16 games with one start. Totaled 46 tackles, a sack, two passes defensed and a forced fumble. Added five special teams tackles.
• At Chicago (9/9), competed at Chicago in his first game in a Colts uniform and finished the game with two tackles and one special teams stop.
• Against Green Bay (10/7), logged six tackles and one sack. Also added one special teams tackle.
• At Jacksonville (11/8), set a season high with seven tackles and added one forced fumble, one pass defensed and one special teams stop. The fumble was recovered by teammate Darius Butler and led to a Colts touchdown on the ensuing possession.
• At New England (11/18), made his only start of the season at middle linebacker.
• At Detroit (12/2), tied his season high with seven tackles (six solo) in a Week 13 victory at Detroit (12/2).
• At Baltimore (1/6), tallied two tackles and one pass defensed in the team's Wild Card playoff loss.

2011 (11/7 – Philadelphia): Played in 11 games (seven starts) and totaled 27 tackles (15 solo) and one pass defensed in his final season in Philadelphia. Ranked second on the team with 10 special teams tackles before being placed on Injured Reserve on Nov. 29.
• At St. Louis (9/11), set a season high with seven tackles in the season opener.

2010 (16/11, 1/1 – Philadelphia): Saw action in all 16 contests (11 starts) and posted 41 tackles (33 solo), one sack, one pass defensed and two forced fumbles. Also led the team with 19 special teams tackles.
• At San Francisco (10/10), started at linebacker and notched his first career forced fumble.
• At New York Giants (12/19), registered his first career sack and

contributed a season-best seven tackles and a team-leading four special teams stops.
• Against Green Bay (1/9), finished with six tackles in the team's Wild Card playoff loss to the Packers.

2009 (16/4 – Philadelphia): In his rookie season, played in all 16 games (four starts) and contributed with 30 tackles (18 solo) and one pass defensed. Tied for first on the team in special teams tackles (20) and recovered two fumbles on special teams.
• Against the New York Giants (11/1), recovered a fumble on a kickoff return by Domenik Hixon, which led to a field goal.
• Against Dallas (11/8), started his first NFL game and recorded four tackles.
• At San Diego (11/15), set a career-high with nine tackles (11/15).
• At Dallas (1/9), finished with three tackles in the team's Wild Card playoff loss to the Cowboys.

COLLEGE:
• Registered 182 tackles in 39 career games at Maryland.
• As a senior, was an All-ACC selection at strongside linebacker after totaling 77 tackles, a career-best 12 tackles for loss and five sacks. His five sacks in 2008 were the most by a Maryland linebacker since Shawne Merriman had a team-best 8.5 in 2004. Fokou was the only player in the ACC in 2008 to finish with 75 or more tackles and at least five sacks.
• Selected to play in the 2009 Under Armour Senior Bowl.
• In 2007, tallied 84 tackles, three forced fumbles and a team-high 17 special teams stops.
• Started his collegiate career at Division III Frostburg State, where he registered 70 tackles in 10 games.
• Graduated with a degree in criminology and criminal justice.

PERSONAL:
• Attended Bullis (Potomac, Md.) High School, where he was an All-IAC and second-team All-Met selection as a senior running back and linebacker. Also garnered team MVP honors that year.
• Also lettered in basketball at Bullis.
• Fokou is on Twitter at @moisefokou.
• Born on Aug. 28, 1985 in in Cameroon, Africa.

MOISE FOKOU'S GAME-BY-GAME

2009 Philadelphia Eagles

Date	Opp	W/L	P/S	Tot	Solo	Asst	Sk	- Yds	QBP	TFL	Int	- Yds	-TD	PD	FF	FR	- Yds	SpT
Sept 13	@ Car	W	p	0	0	0	0.0	0.0	NA	NA	0	0	0	0	0	0	0	0
Sept 20	NO	L	p	0	0	0	0.0	0.0	NA	NA	0	0	0	0	0	0	0	0
Sept 27	KC	W	p	0	0	0	0.0	0.0	NA	NA	0	0	0	0	0	0	0	0
Oct 11	TB	W	p	0	0	0	0.0	0.0	NA	NA	0	0	0	0	0	0	0	0
Oct 18	@ Oak	L	p	0	0	0	0.0	0.0	NA	NA	0	0	0	0	0	0	0	0
Oct 26	@ Was	W	p	0	0	0	0.0	0.0	NA	NA	0	0	0	0	0	0	0	0
Nov 1	NYG	W	p	3	1	2	0.0	0.0	NA	NA	0	0	0	0	0	0	0	0
Nov 8	Dal	L	S	4	2	2	0.0	0.0	NA	NA	0	0	0	0	0	0	0	0
Nov 15	@ SD	L	S	9	6	3	0.0	0.0	NA	NA	0	0	0	0	0	0	0	0
Nov 22	Chi	W	p	0	0	0	0.0	0.0	NA	NA	0	0	0	0	0	0	0	0
Nov 29	Was	W	p	0	0	0	0.0	0.0	NA	NA	0	0	0	0	0	0	0	0
Dec 6	@ Atl	W	p	1	1	0	0.0	0.0	NA	NA	0	0	0	0	0	0	0	0
Dec 13	@ NYG	W	p	0	0	0	0.0	0.0	NA	NA	0	0	0	0	0	0	0	0
Dec 20	SF	W	p	3	1	2	0.0	0.0	NA	NA	0	0	0	0	0	0	0	0
Dec 27	Den	W	S	5	4	1	0.0	0.0	NA	NA	0	0	0	0	0	0	0	0
Jan 3	@ Dal	L	S	5	3	2	0.0	0.0	NA	NA	0	0	0	0	0	0	0	0
Totals		**11-5**	**16/4**	**30**	**18**	**12**	**0.0**	**0.0**	**NA**	**NA**	**0**	**0**	**0**	**0**	**0**	**0**	**0**	**0**

2010 Philadelphia Eagles

Date	Opp	W/L	P/S	Tot	Solo	Asst	Sk	- Yds	QBP	TFL	Int	- Yds	-TD	PD	FF	FR	- Yds	SpT
Sept 12	GB	L	p	0	0	0	0.0	0.0	NA	NA	0	0	0	0	0	0	0	0
Sept 19	@ Det	W	p	0	0	0	0.0	0.0	NA	NA	0	0	0	0	0	0	0	0
Sept 26	@ Jax	W	p	1	1	0	0.0	0.0	NA	NA	0	0	0	0	0	0	0	0
Oct 3	Was	L	p	0	0	0	0.0	0.0	NA	NA	0	0	0	0	0	0	0	0
Oct 10	@ SF	W	S	3	2	1	0.0	0.0	NA	NA	0	0	0	0	1	0	0	0
Oct 17	Atl	W	S	5	4	1	0.0	0.0	NA	NA	0	0	0	0	0	0	0	0
Oct 24	@ Ten	L	S	5	4	1	0.0	0.0	NA	NA	0	0	0	0	1	0	0	0
Nov 7	Ind	W	p	0	0	0	0.0	0.0	NA	NA	0	0	0	0	0	0	0	0
Nov 15	@ Was	W	S	3	3	0	0.0	0.0	NA	NA	0	0	0	0	0	0	0	0
Nov 21	NYG	W	S	4	2	2	0.0	0.0	NA	NA	0	0	0	0	0	0	0	0
Nov 28	@ Chi	L	S	3	3	0	0.0	0.0	NA	NA	0	0	0	0	0	0	0	0
Dec 2	Hou	W	S	1	1	0	0.0	0.0	NA	NA	0	0	0	0	0	0	0	0
Dec 12	@ Dal	W	S	5	4	1	0.0	0.0	NA	NA	0	0	0	0	0	0	0	0
Dec 19	@ NYG	W	S	7	6	1	1.0	NA	NA	NA	0	0	0	0	0	0	0	0
Dec 28	Min	L	S	2	2	0	0.0	0.0	NA	NA	0	0	0	0	0	0	0	0
Jan 2	Dal	L	S	2	1	1	0.0	0.0	NA	NA	0	0	0	0	0	0	0	0
Totals		**10-6**	**16/11**	**41**	**33**	**8**	**1.0**	**NA**	**NA**	**NA**	**0**	**0**	**0**	**0**	**2**	**0**	**0**	**0**

2011 Philadelphia Eagles

Date	Opp	W/L	P/S	Tot	Solo	Asst	Sk	- Yds	QBP	TFL	Int	- Yds	-TD	PD	FF	FR	- Yds	SpT
Sept 11	@ StL	W	S	7	4	3	0.0	0.0	NA	NA	0	0	0	0	0	0	0	0
Sept 18	@ Atl	L	S	3	0	3	0.0	0.0	NA	NA	0	0	0	0	0	0	0	0
Sept 25	NYG	L	S	3	2	1	0.0	0.0	NA	NA	0	0	0	0	0	0	0	0
Oct 2	SF	L	S	4	3	1	0.0	0.0	NA	NA	0	0	0	0	0	0	0	0
Oct 9	@ Buf	L	p	2	1	1	0.0	0.0	NA	NA	0	0	0	0	0	0	0	0
Oct 16	@ Was	W	S	3	2	1	0.0	0.0	NA	NA	0	0	0	0	0	0	0	0
Oct 30	Dal	W	S	1	0	1	0.0	0.0	NA	NA	0	0	0	0	0	0	0	0
Nov 7	Chi	L	S	3	2	1	0.0	0.0	NA	NA	0	0	0	0	0	0	0	0
Nov 13	Ari	L	p	1	1	0	0.0	0.0	NA	NA	0	0	0	0	0	0	0	0
Nov 20	@ NYG	W	p	0	0	0	0.0	0.0	NA	NA	0	0	0	0	0	0	0	0
Nov 27	NE	L	p	0	0	0	0.0	0.0	NA	NA	0	0	0	0	0	0	0	0
Dec 1	@ Sea	L	INJ															
Dec 11	@ Mia	W	INJ															
Dec 18	NYJ	W	INJ															
Dec 24	@ Dal	W	INJ															
Jan 1	Was	W	INJ															
Totals		**8-8**	**11/7**	**27**	**15**	**12**	**0.0**	**0.0**	**NA**	**NA**	**0**	**0**	**0**	**0**	**0**	**0**	**0**	**0**

2012 Indianapolis Colts

Date	Opp	W/L	P/S	Tot	Solo	Asst	Sk	- Yds	QBP	TFL	Int	- Yds	-TD	PD	FF	FR	- Yds	SpT
Sept 9	@ Chi	L	p	2	2	0	0.0	0.0	NA	NA	0	0	0	0	0	0	0	0
Sept 16	Min	W	p	2	2	0	0.0	0.0	NA	NA	0	0	0	0	0	0	0	0
Sept 23	Jax	L	p	4	4	0	0.0	0.0	NA	NA	0	0	0	0	0	0	0	0
Oct 7	GB	W	p	6	3	3	1.0	NA	NA	NA	0	0	0	0	0	0	0	0
Oct 14	@ NYJ	L	p	3	1	2	0.0	0.0	NA	NA	0	0	0	0	0	0	0	0
Oct 21	Cle	W	p	1	1	0	0.0	0.0	NA	NA	0	0	0	0	0	0	0	0
Oct 28	@ Ten	W	p	0	0	0	0.0	0.0	NA	NA	0	0	0	0	0	0	0	0
Nov 4	Mia	W	p	4	4	0	0.0	0.0	NA	NA	0	0	0	0	0	0	0	0
Nov 8	@ Jax	W	p	7	3	4	0.0	0.0	NA	NA	0	0	0	0	1	1	0	0
Nov 18	@ NE	L	S	0	0	0	0.0	0.0	NA	NA	0	0	0	0	0	0	0	0
Nov 25	Buf	W	p	4	3	1	0.0	0.0	NA	NA	0	0	0	0	1	0	0	0
Dec 2	@ Det	W	p	7	6	1	0.0	0.0	NA	NA	0	0	0	0	0	0	0	0
Dec 9	Ten	W	p	4	4	0	0.0	0.0	NA	NA	0	0	0	0	0	0	0	0
Dec 16	@ Hou	L	p	1	1	0	0.0	0.0	NA	NA	0	0	0	0	0	0	0	0
Dec 23	@ KC	W	p	1	0	1	0.0	0.0	NA	NA	0	0	0	0	0	0	0	0
Dec 30	Hou	W	p	0	0	0	0.0	0.0	NA	NA	0	0	0	0	0	0	0	0
Totals		**11-5**	**16/1**	**46**	**34**	**12**	**1.0**	**NA**	**NA**	**NA**	**0**	**0**	**0**	**0**	**2**	**1**	**0**	**0**

2013 Tennessee Titans

Date	Opp	W/L	P/S	Tot	Solo	Asst	Sk	- Yds	QBP	TFL	Int	- Yds	-TD	PD	FF	FR	- Yds	SpT
Sept 8	@ Pit	W	S	5	3	2	0.0	0.0	0	0	0	0	0	0	0	1	0	0
Sept 15	@ Hou	L	S	5	2	3	0.0	0.0	0	0	0	0	0	0	0	0	0	0
Sept 22	SD	W	S	9	8	1	0.0	0.0	0	0	0	0	0	0	0	0	0	0
Sept 29	NYJ	W	S	11	7	4	0.0	0.0	1	0	0	0	0	0	0	0	0	0
Oct 6	KC	L	S	9	6	3	0.0	0.0	0	1	0	0	0	0	0	0	0	0
Oct 13	@ Sea	L	S	7	4	3	1.0	0.0	0	0	0	0	0	0	2	0	0	0
Oct 20	SF	L	IA															
Nov 3	@ StL	W	IA															
Nov 10	Jax	L	IA															
Nov 14	Ind	L	IA															
Nov 24	@ Oak	W	S	3	3	0	0.0	0.0	0	0	0	0	0	0	0	0	0	0
Dec 1	@ Ind	L	S	8	5	3	0.0	0.0	0	0	0	0	0	0	0	0	0	0
Dec 8	@ Den	L	S	14	9	5	0.0	0.0	0	0	0	0	0	0	0	0	0	0
Dec 15	Ari	L	S	9	7	2	0.0	0.0	0	0	0	0	0	0	0	0	0	0
Dec 22	@ Jax	W	S	9	5	4	0.0	0.0	0	0	0	0	0	0	0	0	0	0
Dec 29	Hou	W	S	9	8	1	0.0	0.0	0	0	0	0	0	0	0	0	0	0
Totals		**7-9**	**12/12**	**98**	**67**	**31**	**1.0**	**0.0**	**1**	**1**	**0**	**0**	**0**	**0**	**2**	**1**	**0**	**0**

MOISE FOKOU'S NFL STATISTICS

REGULAR SEASON				TACKLES							INTERCEPTIONS					FUMBLES			
Year	Team	GP	GS	Tot	Solo	Asst	Sk	Yds	QBP	TFL	No	Yds	Lg	TD	PD	FF	FR	Yds	SpT
2009	Philadelphia	16	4	30	18	12	0.0	0.0	1	1	0	0	-	0	1	0	0	0	20
2010	Philadelphia	16	11	41	33	8	1.0	18.0	4	2	0	0	-	0	1	2	0	0	19
2011	Philadelphia	11	7	27	15	12	0.0	0.0	1	2	0	0	-	0	2	0	0	0	10
2012	Indianapolis	16	1	46	34	12	1.0	6.0	NA	NA	0	0	-	0	2	1	0	0	5
2013	Tennessee	12	12	98	67	31	1.0	0.0	1	1	0	0	0	0	0	2	1	0	0
NFL Totals		**71**	**35**	**242**	**167**	**75**	**3.0**	**24.0**	**7**	**6**	**0**	**0**	**0**	**0**	**6**	**5**	**1**	**0**	**54**

PLAYOFFS				TACKLES							INTERCEPTIONS					FUMBLES			
Year	Team	GP	GS	Tot	Solo	Asst	Sk	Yds	QBP	TFL	No	Yds	Lg	TD	PD	FF	FR	Yds	SpT
2009	Philadelphia	1	1	3	2	1	0.0	0.0	0	0	0	0	-	0	0	0	0	0	0
2010	Philadelphia	1	1	6	3	3	0.0	0.0	0	1	0	0	-	0	0	0	0	0	1
2012	Indianapolis	1	0	2	2	0	0.0	0.0	NA	NA	0	0	-	0	1	0	0	0	0
NFL Totals		**3**	**2**	**11**	**7**	**4**	**0.0**	**0.0**	**0**	**1**	**0**	**0**	**-**	**0**	**1**	**0**	**0**	**0**	**1**

Single-Game Highs

Tackles - 14 at Denver (12/8/13)
Sacks - 1 (Three times, last at Seattle, 10/13/13)
Forced Fumble - 2 at Seattle (10/13/13)
Fumble Recovery - 1 at Pittsburgh (9/8/13)
Special Teams Tackles - 4 at N.Y. Giants (12/19/10)

Additional Statistics

Special Teams Forced Fumbles - 1 (2010)
Special Teams Fumble Recoveries - 2 (2009)

50

Zaviar Gooden

LINEBACKER • 6'1" • 231 lbs • COLLEGE: MISSOURI
ACQUIRED: 3RD ROUND - 2013 • NFL EXP. (NFL/TITANS): 2/2
HOMETOWN: PFLUGERVILLE, TEXAS
GAMES PLAYED/GAMES STARTED: 9/1 (PLAYOFFS: 0/0)

PRO: The Titans acquired former Missouri Tigers linebacker Zaviar Gooden in the third round of the 2013 NFL Draft. Gooden's tremendous speed—his 4.47-second 40-yard dash was the fastest among linebackers at the 2013 NFL Combine—gives him an advantage in chasing ball carriers and receivers from sideline to sideline. Gooden shifts to inside linebacker in the Titans' new defensive alignment and will continue to make an impact on special teams coverage units.

CAREER HIGHLIGHTS:
• In 2013, Gooden posted seven tackles on defense and seven stops on special teams in his first NFL campaign.
• As a senior at Missouri, Gooden was named a team captain and registered 61 tackles, two fumble recoveries and an interception for a touchdown.
• As a sophomore, Gooden set career highs in tackles (85), tackles for loss (7.5), passes defensed (five) and sacks (three).
• Gooden's fourth-quarter interception on Oct. 23, 2010 helped seal a victory against the third-ranked Oklahoma Sooners.

TITANS TIDBITS:
• At the 2013 NFL Scouting Combine, Gooden showed his speed and athleticism by posting a 4.47-second 40-yard dash, the top time among his class of linebackers. When the Titans drafted him, it marked the second time in as many years they selected the fastest linebacker available in the draft. Their 2012 second-rounder, Zach Brown, led his group with a 4.44-second 40-yard dash.
• His father, Maury, who works for UPS in Pflugerville, Texas, took a second job to afford the trips to Missouri to watch his son play.
• Gooden began his career at Missouri as a safety. Initially reluctant to switch, he moved to linebacker after his 2008 redshirt season and by 2010 was thriving as a 13-game starter.

CAREER TRANSACTIONS:
• The Pflugerville, Texas, native was selected by the Titans in the third round (97th overall) of the 2013 NFL Draft.

SEASON RECAPS:
2013 (9/1): As a rookie, played in nine games with one start at linebacker. Collected seven tackles on defense and seven stops on special teams. Was inactive for seven games. Led or tied for the team lead in special teams tackles twice in 2013 (at STL, at DEN).
• Against N.Y. Jets (9/29), made his NFL debut as a reserve on special teams.
• Against Kansas City (10/6), recorded a special teams tackle on coverage units.
• At St. Louis (11/3), tied for the team lead with two special teams tackles on coverage units. Stonewalled Tavon Austin for a five-yard loss on a punt return in the first quarter.
• At Oakland (11/24), posted a special teams tackle on coverage units.
• At Denver (12/8), made his first career NFL start and totaled a solo tackle on defense. Tied for the team lead with two special teams stops.
• Against Arizona (12/15), saw significant action as a reserve at linebacker and compiled a career-high six tackles. Notched a special teams tackle.

COLLEGE:
• Played in 49 games at Missouri, including 36 starts at weakside outside linebacker. Recorded 256 tackles with four sacks, 20.5 stops for losses, 11 passes defensed, five interceptions, two forced fumbles, five fumble recoveries and a blocked kick.
• As a senior (2012), served as a team captain in his final season. Started 10 games at outside linebacker and finished seventh on the team with 61 tackles (36 solos). He added four tackles for loss, two fumble recoveries and an interception for a touchdown.
• As a junior (2011), started all 13 games, ranking third on the squad with 80 tackles (54 solos), adding a three-yard sack and six stops for losses of 23 yards. Batted away four passes and intercepted two others.
• As a sophomore (2010), led the team with 85 tackles (50 solos) in his first year as a starter. Delivered three sacks and 7.5 stops behind the line of scrimmage. Also caused a fumble and recovered two others. Gained 10 yards on two interceptions and deflected five additional passes. Named All-Big 12 Conference honorable mention by the league's coaches after the season.
• As a redshirt freshman (2009), received first-team Academic All-Big 12 Conference honors. Appeared in all 13 games as a reserve, finishing with 30 tackles (27 solos), including three tackles for loss. Recovered and caused a fumble and also deflected a pass.
• Redshirted as a safety in 2008.
• Graduated in December 2012 with a degree in business management from Missouri.

PERSONAL:
• Single, and resides in Pflugerville, Texas.
• Attended Pflugerville (Texas) High School, where as a senior he rushed for 1,128 yards and nine touchdowns, intercepted a pair of passes, and had a fumble recovery while guiding the team to a 12-4 record and a second-place finish in the Class 5A ranks. Selected the district's 2007 All-Purpose Player of the Year. Rivals.com rated him the 32nd-best safety in the nation and regarded him as the 56th-best player in the state of Texas.
• As a high school junior, started on both sides of the ball. The All-District first-team safety posted 61 tackles with two interceptions. Also named second-team All-District as a running back with 800 yards and 10 touchdowns on the ground.
• Earned a starting job on defense as a sophomore, responding with 50 tackles, two interceptions and a forced fumble.
• Also spent four years on the track team in high school, competing in the 200-meter, long jump, 4x100 relay and 4x400 relay.
• Enjoys bow bunting and playing dominoes.
• Aspires to do mission work in Senegal.
• List of favorites: (movie) "Remember the Titans"; (TV show) "The Fresh Prince of Bel-Air"; (actor) Martin Lawrence; (music artists) The Temptations; (school subject) math; (car) Bugatti ; (books) "The Art of War" by Sun Tzu and the Bible; (video game) NCAA Football; (food) soul food; and (athlete as a child) Barry Sanders.
• Born Zaviar Raynal Gooden on Aug. 31,1990 in Austin, Texas.

ZAVIAR GOODEN'S GAME-BY-GAME

2013 Tennessee Titans

Date	Opp	W/L	P/S	Tot	Solo	Asst	Sk	- Yds	QBP	TFL	Int	- Yds	-TD	PD	FF	FR	- Yds	SpT
Sept 8	@ Pit	W	IA															
Sept 15	@ Hou	L	IA															
Sept 22	SD	W	IA															
Sept 29	NYJ	W	p	0	0	0	0.0	0.0	0	0	0	0	0	0	0	0	0	0
Oct 6	KC	L	p	0	0	0	0.0	0.0	0	0	0	0	0	0	0	0	0	1
Oct 13	@ Sea	L	IA															
Oct 20	SF	L	IA															
Nov 3	@ StL	W	p	0	0	0	0.0	0.0	0	0	0	0	0	0	0	0	0	2
Nov 10	Jax	L	p	0	0	0	0.0	0.0	0	0	0	0	0	0	0	0	0	0
Nov 14	Ind	L	IA															
Nov 24	@ Oak	W	p	0	0	0	0.0	0.0	0	0	0	0	0	0	0	0	0	1
Dec 1	@ Ind	L	p	0	0	0	0.0	0.0	0	0	0	0	0	0	0	0	0	0
Dec 8	@ Den	L	S	1	1	0	0.0	0.0	0	0	0	0	0	0	0	0	0	2
Dec 15	Ari	L	p	6	3	3	0.0	0.0	0	0	0	0	0	0	0	0	0	1
Dec 22	@ Jax	W	IA															
Dec 29	Hou	W	p	0	0	0	0.0	0.0	0	0	0	0	0	0	0	0	0	0
Totals		**7-9**	**9/1**	**7**	**4**	**3**	**0.0**	**0.0**	**0**	**0**	**0**	**0**	**0**	**0**	**0**	**0**	**0**	**7**

ZAVIAR GOODEN'S NFL STATISTICS

REGULAR SEASON				TACKLES							INTERCEPTIONS					FUMBLES			
Year	**Team**	**GP**	**GS**	**Tot**	**Solo**	**Asst**	**Sk**	**Yds**	**QBP**	**TFL**	**No**	**Yds**	**Lg**	**TD**	**PD**	**FF**	**FR**	**Yds**	**SpT**
2013	Tennessee	9	1	7	4	3	0.0	0.0	0	0	0	0	0	0	0	0	0	0	7
NFL Totals		**9**	**1**	**7**	**4**	**3**	**0.0**	**0.0**	**0**	**0**	**0**	**0**	**0**	**0**	**0**	**0**	**0**	**0**	**7**

Single-Game Highs

Tackles - 6 vs. Arizona (12/15/13)

Special Teams Tackles - 2 (Twice, last at Denver 12/8/13)

23

Shonn Greene

RUNNING BACK • 5'11" • 233 lbs • COLLEGE: IOWA
ACQUIRED: UNRESTRICTED FREE AGENT (NYJ) - 2013
NFL EXP. (NFL/TITANS): 6/2 • HOMETOWN: SICKLERVILLE, N.J.
GAMES PLAYED/GAMES STARTED: 72/31 (PLAYOFFS: 6/0)

PRO: The Titans identified Shonn Greene in 2013 as a priority early in free agency to serve as a between-the-tackles rusher in the Titans' backfield. The 5-foot-11-inch, 233-pounder is a compact, powerful runner who now helps lead the team's talented and versatile stable of running backs. In his first season in Tennessee, he was limited by injuries but managed 295 yards and four touchdowns on 77 carries. The six-year veteran put up back-to-back 1,000-yard rushing seasons with the N.Y. Jets and scored 14 total touchdowns over his last two years (2011-2012) there. The former Iowa Hawkeye excels in short-yardage situations. When the Jets faced third-and-two or shorter in 2012, Greene gained first downs on an NFL-best 11 of 11 attempts and on second-and-two or shorter, he was 12 of 15.

CAREER HIGHLIGHTS:
• In 2012, Greene set a career-high with 1,063 rushing yards, marking his second-consecutive season over 1,000 yards.
• In 2011, Greene started a career-high 15 games and registered the first 1,000-yard season of his career, carrying 253 times for 1,054 yards and six touchdowns.
• Greene scored three rushing touchdowns in his Jets postseason career, tying Curtis Martin and Freeman McNeil for the most in Jets history. His 502 rushing yards in the postseason rank behind only McNeil (632) and Martin (528) for most in Jets postseason history.
• Greene collected 263 rushing yards in his first two postseason games, the second-most rushing yards a rookie runner has ever amassed, trailing only Duane Thomas (Dallas), who posted 278 yards in his first two contests as a rookie in 1970.

TITANS TIDBITS:
• Greene was raised by his grandmother, Cheryl Greene. He has a big heart with "Cheryl" tattooed in the middle of it on his neck.
• Greene took a job assembling furniture at McGregor's while taking classes at Kirkwood Community College in Iowa City.

CAREER TRANSACTIONS:
• The Sicklerville, N.J., native was selected by the N.Y. Jets in the third round (65th overall) the 2009 NFL Draft.
• Signed by the Titans as an unrestricted free agent on March 14, 2013.

SEASON RECAPS:
2013 (11/0 - Tennessee): Saw action as a reserve running back in 11 games in his first season with the Titans, missing five contests due to injury. Carried the ball 77 times for 295 yards with four touchdowns. Caught six passes for 39 yards. Led or tied for the team lead in rushing yards twice in 2013 (at DEN, at JAX).
• At Pittsburgh (9/8), saw action as a reserve at running back in his Titans debut and carried the ball four times for 18 yards before leaving the game in the second quarter with an injury.
• At St. Louis (11/3), rushed nine times for 38 yards and a touchdown. Gave the Titans an early 7-0 lead with a five-yard touchdown plunge off left tackle with 11:53 left to play in the opening stanza. Hauled in a 28-yard reception out of the backfield on a third-and-one screen pass in the second quarter.
• Against Jacksonville (11/10), carried the ball nine times for 22 yards. Caught three passes for 10 yards. Kept the Titans' second scoring drive alive with a two-yard plunge on third-and-one in the third stanza.
• At Indianapolis (12/1), played as a reserve and carried the ball 10 times for 39 yards.
• At Denver (12/8), tied for the team lead with 46 rushing yards on nine carries with two touchdowns. Got the Titans on the scoreboard with a one-yard touchdown plunge in the first quarter. Extended the Titans' lead to 21-10 with a 28-yard touchdown jaunt off left tackle in the second quarter.
• At Jacksonville (12/22), led the team with 91 rushing yards on 19 carries with a touchdown. Extended the Titans' scoring drive in the second quarter with a four-yard run on fourth-and-one. Set up the Titans' first touchdown with a 29-yard rumble to the Jaguars' five-yard line in the third quarter. Cut the Jaguars' lead to 16-13 with a one-yard touchdown in the third quarter.

2012 (16/14 – N.Y. Jets): Rushed for a career-high 1,063 yards on 276 carries, breaking the 1,000 yard mark for the second-consecutive season. Established a new career best with eight rushing touchdowns. Hauled in 19 receptions for 151 yards.
• At Buffalo (9/9), carried a then career-high 27 times for 94 yards and a touchdown marking the most successful opening day game of his career. In the second half, recorded 16 rushes for 52 allowing the Jets to run the clock out after having a 27-7 halftime lead.
• Against Indianapolis (10/14), posted career highs with 161 yards rushing and 32 carries and matched his career best with three rushing touchdowns. His 161 yards rushing were the most by a Jet since Thomas Jones ran for 210 yards against Buffalo (10/18/09).
• At New England (10/21), recorded a touchdown for the second-consecutive game and for the third-consecutive game in Foxborough. Finished with six receptions, one shy of his career best set at Oakland (09/25/11).
• Against Arizona (12/2), rushed for the second 100-yard game (104 yards) of the season, eighth of his career, as the Jets improved to 8-0 in games where he rushes for 100 yards or more.
• Against San Diego (12/23), set career-high for touchdowns in a season (8) when he scored on a pair of one-yard runs in the first quarter.

2011 (16/15 – N.Y. Jets): Established then career-highs in every offensive category as he earned the starting role at running back. Carried the ball 253 times for 1,054 yards and six touchdowns. Compiled a career-best 30 catches for 211 yards.
• At Oakland (9/25), made his third start of the season, establishing a career-best as he led the club in receptions for the first time, collecting seven passes for 47 yards. Combined for 106 total yards, his first game of 100-or-more total yards since he gained 117 yards on the ground at Buffalo (10/03/10).
• Against San Diego (10/23), recorded the first 100-yard rushing game of 2011, when he tallied 112 yards on 20 carries (5.6 avg.).
• At Washington (12/4), set a single-game high with three rushing touchdowns. It was his first multiple touchdown game in the regular season since his rookie season when he rushed for two scores at Oakland (10/25/09). Finished the game with 22 carries for 88 yards and the three rushing touchdowns, also registered three receptions for 26 yards.
• Against Kansas City (12/11), recorded his sixth touchdown and second 100-yard effort of the season when he rushed for 129 yards and a score on 24 carries (5.4 avg.) in the Jets 37-10 victory.

2010 (15/2, 3/0 – N.Y. Jets): Appeared in the first 15 games, starting the first two games of his career in the season's first two games. Rushed 185 times for 766 yards and two touchdowns. Hauled in 16 receptions for 120 yards. Played in all three postseason games, finishing with 198 yards on 45 carries (4.4 avg.) and one touchdown and caught one pass for nine yards. Was inactive for the season finale as he was rested for the postseason.
• Against Baltimore (9/13), made the first start of his career as he gained

18 yards on five carries. Added his first regular-season reception when he caught a Mark Sanchez pass for nine yards.
• At Buffalo (10/3), registered the second 100-yard rushing performance of his career in the regular season when he ran 22 times for 117 yards. Combined with LaDainian Tomlinson to become the first Jets running backs to both surpass 100 yards rushing in a game since both he and Thomas Jones accomplished the feat at Oakland (10/25/09).
• Against Minnesota (10/11), increased the Jets lead to 22-13 with his 23-yard touchdown run with 4:30 remaining in the fourth quarter. Finished the game with 57 yards on 10 carries.
• At Chicago (12/26), led the club with 70 yards rushing on 12 carries, scoring on a three-yard run in the second quarter.
• At New England (1/16), ran 17 times for 76 yards (4.5 avg.) and caught one pass for nine yards in the Divisional Playoff. Scored on a 16-yard touchdown run with 1:41 to play in the fourth quarter to put the Jets ahead 28-14.

2009 (14/0, 3/0 – N.Y. Jets): Was the second-leading rusher on the NFL's top ranked rushing offense after finishing his rookie season with 540 yards on 108 carries (5.0 avg.). Played in 14 games in his rookie season and three more in the postseason. Rushed for 304 yards and two touchdowns on 54 postseason carries (5.6 avg.). Registered 100-yard rushing games in each of the Jets first two postseason wins.
• At New Orleans (10/4), saw his first NFL carry when he ran for nine yards in the second quarter. Finished the game with four carries for 23 yards.
• At Oakland (10/25), saw his first extended action after an injury to Leon Washington in the first quarter. Finished the game with 19 carries for 144 yards and his first two NFL touchdowns, earning a game ball for his performance. Scored on runs of eight and 33 yards, the latter the longest play of his rookie regular season.
• At Indianapolis (12/27), received a game ball after a performance that saw him gain 95 yards on 16 carries. His 21-yard rush in the second quarter led to the Jets first points of the game.
• At Cincinnati (1/9), made his postseason debut and received a game ball after he carried 21 times for 135 yards and touchdown in the win. Registered the then-longest scoring play of his career and the then-longest scoring run in Jets postseason history when he tied up the game, 7-7, on a 39-yard touchdown run.
• At San Diego (1/17), racked up over 100 yards rushing for the second consecutive week as he amassed 128 yards on 23 carries in the win. Put the Jets ahead to stay when he raced 53 yards for a touchdown with 7:17 left in the game. The 53-yard touchdown eclipsed his own mark, set the week prior, for the longest scoring run in Jets postseason history.
• At Indianapolis (1/24), totaled 41 yards rushing on 10 carries before an injury in the third quarter sidelined him for the remainder of the AFC Championship Game.

COLLEGE:
• Played in 33 career games with 13 starts at Iowa and rushed for 2,228 yards (5.9 avg.) and 22 touchdowns. Added 72 yards on 11 receptions and 114 yards on six kickoff returns.
• As a senior (2008), set the school record with 1,850 yards rushing and 20 touchdowns, becoming Iowa's first consensus All-American running back since Nile Kinnick in 1939.
• In 2008, was named Big Ten Offensive Player of the Year and was the recipient of the Doak Walker Award, given to the nation's top running back. Also named the team's offensive captain and offensive MVP, while being named a semifinalist for the Maxwell Award, given to the nation's top player.
• Rushed for more than 100 yards in every game (13) in 2008, a Big Ten record, and was the third player at Iowa to rush for more than 200 yards twice in a season (217 vs. Wisconsin, 211 vs. Purdue).

PERSONAL:
• Prepped at Milford Academy (Conn.) in 2004, rushing for 1,274 yards.
• Attended Winslow Township (N.J.) High School and played running back and linebacker. Gained 1,378 yards rushing and 16 touchdowns as a senior and rushed for 1,267 yards and 18 touchdowns as a junior. Registered 191 tackles with one interception during his career.
• Named first-team all-conference and second-team all-state choice as a senior. The previous year, awarded all-state, All-South Jersey and all-conference honors.
• Born Shonn Greene on Aug. 21, 1985 in Sicklerville, N.J.

SHONN GREENE'S GAME-BY-GAME

2009 N.Y. Jets					RUSHING					RECEIVING				
Date		Opp	W/L	P/S	Att	Yds	Avg	Lg	TD	No	Yds	Avg	Lg	TD
Sept 13	@	Hou	W	IA										
Sept 20		NE	W	DNP										
Sept 27		Ten	W	p	0	0	-	0	0	0	0	-	0	0
Oct 4	@	NO	L	p	4	23	5.8	9	0	0	0	-	0	0
Oct 12	@	Mia	L	p	2	7	3.5	5	0	0	0	-	0	0
Oct 18		Buf	L	p	1	0	0.0	0	0	0	0	-	0	0
10/25	@	Oak	W	p	19	144	7.6	33t	2	0	0	-	0	0
Nov 1		Mia	L	p	8	18	2.3	7	0	0	0	-	0	0
Nov 15		Jax	L	p	7	26	3.7	14	0	0	0	-	0	0
Nov 22	@	NE	L	p	3	-1	-0.3	2	0	0	0	-	0	0
Nov 29		Car	W	p	10	36	3.6	12	0	0	0	-	0	0
Dec 3	@	Buf	W	p	11	59	5.4	17	0	0	0	-	0	0
Dec 13	@	TB	W	p	6	41	6.8	25	0	0	0	-	0	0
Dec 20		Atl	L	p	8	30	3.8	11	0	0	0	-	0	0
Dec 27	@	Ind	W	p	16	95	5.9	21	0	0	0	-	0	0
Jan 3		Cin	W	p	13	62	4.8	15	0	0	0	-	0	0
Totals			**9-7**	**14/0**	**108**	**540**	**5.0**	**33t**	**2**	**0**	**0**	**0**	**0**	**0**
Playoffs														
Jan 9	@	Cin	W	p	21	135	6.4	39t	1	0	0	-	0	0
Jan 17	@	SD	W	p	23	128	5.6	53t	1	1	4	4.0	4	0
Jan 24	@	Ind	L	p	10	41	4.1	13	0	0	0	-	0	0
Totals			**2-1**	**3/0**	**54**	**304**	**5.6**	**53t**	**2**	**1**	**4**	**4.0**	**4**	**0**

2010 N.Y. Jets					RUSHING					RECEIVING				
Date		Opp	W/L	P/S	Att	Yds	Avg	Lg	TD	No	Yds	Avg	Lg	TD
Sept 13		Bal	L	S	5	18	3.6	8	0	1	9	9.0	9	0
Sept 19		NE	W	S	15	52	3.5	8	0	1	8	8.0	8	0
Sept 26	@	Mia	W	p	10	36	3.6	9	0	0	0	-	0	0
Oct 3	@	Buf	W	p	22	117	5.3	17	0	0	0	-	0	0
Oct 11		Min	W	p	10	57	5.7	23t	1	0	0	-	0	0
Oct 17	@	Den	W	p	9	43	4.8	8	0	0	0	-	0	0
Oct 31		GB	L	p	6	22	3.7	8	0	1	10	10.0	10	0
Nov 7	@	Det	W	p	10	46	4.6	12	0	2	9	4.5	7	0
Nov 14	@	Cle	W	p	20	72	3.6	10	0	3	22	7.3	12	0
Nov 21		Hou	W	p	15	42	2.8	12	0	0	0	-	0	0
Nov 25		Cin	W	p	18	70	3.9	9	0	1	11	11.0	11	0
Dec 4	@	NE	L	p	13	64	4.9	13	0	1	3	3.0	3	0
Dec 12		Mia	L	p	8	17	2.1	6	0	3	29	9.7	15	0
Dec 19	@	Pit	W	p	12	40	3.3	6	0	1	5	5.0	5	0
Dec 26	@	Chi	L	p	12	70	5.8	18	1	2	14	7.0	9	0
Jan 2		Buf	W	IA										
Totals			**11-5**	**15/2**	**185**	**766**	**4.1**	**23t**	**2**	**16**	**120**	**7.5**	**15**	**0**
Playoffs														
Jan 8	@	Ind	W	p	19	70	3.7	8	0	0	0	-	0	0
Jan 16	@	NE	W	p	17	76	4.5	20	1	1	9	9.0	9	0
Jan 23	@	Pit	L	p	9	52	5.8	23	0	0	0	-	0	0
Totals			**2-1**	**3/0**	**45**	**198**	**4.4**	**23**	**1**	**1**	**9**	**9.0**	**9**	**0**

2011 N.Y. Jets					RUSHING					RECEIVING				
Date		Opp	W/L	P/S	Att	Yds	Avg	Lg	TD	No	Yds	Avg	Lg	TD
Sept 11		Dal	W	S	10	26	2.6	6	0	1	7	7.0	7	0
Sept 18		Jax	W	S	16	49	3.1	12	1	2	6	3.0	5	0
Sept 25	@	Oak	L	S	15	59	3.9	15	0	7	47	6.7	15	0
Oct 2	@	Bal	L	S	10	23	2.3	8	0	0	0	-	0	0
Oct 9	@	NE	L	S	21	83	4.0	9	1	2	9	4.5	5	0
Oct 17		Mia	W	S	21	74	3.5	20	0	1	3	3.0	3	0
Oct 23		SD	W	p	20	112	5.6	24	0	1	5	5.0	5	0
Nov 6	@	Buf	W	S	19	76	4.0	10	0	0	0	-	0	0
Nov 13		NE	L	S	13	61	4.7	8	0	2	14	7.0	7	0
Nov 17	@	Den	L	S	3	10	3.3	5	0	1	4	4.0	4	0
Nov 27		Buf	W	S	13	78	6.0	18	0	3	12	4.0	7	0
Dec 4	@	Was	W	S	22	88	4.0	25t	3	3	26	8.7	10	0
Dec 11		KC	W	S	24	129	5.4	31	1	3	58	19.3	36	0
Dec 18	@	Phi	L	S	18	73	4.1	13	0	1	0	0.0	0	0
Dec 24		NYG	L	S	14	58	4.1	13	0	3	20	6.7	8	0
Jan 1	@	Mia	L	S	14	55	3.9	10	0	0	0	-	0	0
Totals			**8-8**	**16/15**	**253**	**1,054**	**4.2**	**31**	**6**	**30**	**211**	**7.0**	**36**	**0**

2012 N.Y. Jets					RUSHING					RECEIVING				
Date		Opp	W/L	P/S	Att	Yds	Avg	Lg	TD	No	Yds	Avg	Lg	TD
Sept 9		Buf	W	S	27	94	3.5	14	1	0	0	-	0	0
Sept 16	@	Pit	L	S	11	23	2.1	9	0	0	0	-	0	0
Sept 23	@	Mia	W	S	19	40	2.1	9	0	2	9	4.5	6	0
Sept 30		SF	L	p	11	34	3.1	5	0	0	0	-	0	0
Oct 8		Hou	L	S	8	26	3.3	12	0	1	19	19.0	19	0
Oct 14		Ind	W	S	32	161	5.0	21	3	0	0	-	0	0
Oct 21	@	NE	L	S	16	54	3.4	8	1	6	34	5.7	12	0
Oct 28		Mia	L	S	15	77	5.1	36	0	2	29	14.5	21	0
Nov 11	@	Sea	L	S	15	58	3.9	9	0	1	5	5.0	9	0
Nov 18	@	StL	W	S	18	64	3.6	14	0	0	0	-	0	0
Nov 22		NE	L	S	14	71	5.1	15	0	1	9	9.0	9	0
Dec 2		Ari	W	p	24	104	4.3	19	0	0	0	-	0	0
Dec 9	@	Jax	W	S	20	77	3.9	14	1	0	0	-	0	0
Dec 17	@	Ten	L	S	13	68	5.2	16	0	2	1	0.5	1	0
Dec 23		SD	L	S	14	38	2.7	12	2	2	42	21.0	30	0
Dec 30	@	Buf	L	S	19	74	3.9	13	0	2	3	1.5	3	0
Totals			**6-10**	**16/14**	**276**	**1,063**	**3.9**	**36**	**8**	**19**	**151**	**7.9**	**30**	**0**

2013 Tennessee					RUSHING					RECEIVING				
Date		Opp	W/L	P/S	Att	Yds	Avg	Lg	TD	No	Yds	Avg	Lg	TD
Sept 8	@	Pit	W	p	4	18	4.5	5	0	0	0	-	0	0
Sept 15	@	Hou	L	IA										
Sept 22		SD	W	IA										
Sept 29		NYJ	W	IA										
Oct 6		KC	L	IA										
Oct 13	@	Sea	L	IA										
Oct 20		SF	L	p	1	2	2.0	2	0	0	0	-	0	0
Nov 3	@	StL	W	p	9	38	4.2	15	1	1	28	28.0	28	0
Nov 10		Jax	L	p	9	22	2.4	6	0	3	10	3.3	7	0
Nov 14		Ind	L	p	3	10	3.3	5	0	0	0	-	0	0
Nov 24	@	Oak	W	p	4	15	3.8	6	0	0	0	-	0	0
Dec 1	@	Ind	L	p	10	39	3.9	8	0	1	1	1.0	1	0
Dec 8	@	Den	L	p	9	46	5.1	28t	2	0	0	-	0	0
Dec 15		Ari	L	p	3	4	1.3	6	0	0	0	-	0	0
Dec 22	@	Jax	W	p	19	91	4.8	29	1	1	0	0.0	0	0
Dec 29		Hou	W	p	6	10	1.7	4	0	0	0	-	0	0
Totals			**7-9**	**11/0**	**77**	**295**	**3.8**	**29**	**4**	**6**	**39**	**6.5**	**28**	**0**

SHONN GREENE'S NFL STATISTICS

REGULAR SEASON				RUSHING					RECEIVING				
Year	Team	GP	GS	Att	Yds	Avg	Lg	TD	No	Yds	Avg	Lg	TD
2009	N.Y. Jets	14	0	108	540	5.0	33t	2	0	0	-	0	0
2010	N.Y. Jets	15	2	185	766	4.1	23t	2	16	120	7.5	15	0
2011	N.Y. Jets	16	15	253	1,054	4.2	31	6	30	211	7.0	36	0
2012	N.Y. Jets	16	14	276	1,063	3.9	36	8	19	151	7.9	30	0
2013	Tennessee	11	0	77	295	3.8	29	4	6	39	6.5	28	0
NFL Totals		**72**	**31**	**899**	**3,718**	**4.1**	**36**	**22**	**71**	**521**	**7.3**	**36**	**0**

PLAYOFFS				RUSHING					RECEIVING				
Year	Team	GP	GS	Att	Yds	Avg	Lg	TD	No	Yds	Avg	Lg	TD
2009	N.Y. Jets	3	0	54	304	5.6	53t	2	1	4	4.0	4	0
2010	N.Y. Jets	3	0	45	198	4.4	23	1	1	9	9.0	9	0
Playoff Totals		**6**	**0**	**99**	**502**	**5.1**	**53t**	**3**	**2**	**13**	**6.5**	**9**	**0**

Single-Game Highs

Rushing Attempts - 32 vs. Indianapolis (10/14/12)
Rushing Yards - 161 vs. Indianapolis (10/14/12)
Long Rush - 36 vs. Miami (10/28/12)
Rushing Touchdowns - 3 (Twice, last vs. Indianapolis 10/14/12)
Receptions - 7 at Oakland (9/25/11)
Receiving Yards - 58 vs. Kansas City (12/11/11)
Long Reception - 36 vs. Kansas City (12/11/11)

Playoff Single-Game Highs

Rushing Attempts - 23 at San Diego (1/17/10)
Rushing Yards - 135 at Cincinnati (1/9/10)
Long Rush - 53 at San Diego (1/17/10)
Rushing Touchdowns - 1 (Three times, last at New England 1/16/11)
Receptions - 1 (Twice, last at New England 1/16/11)
Receiving Yards - 9 at New England (1/16/11)
Long Reception - 9 at New England (1/16/11)

100-Yard Rushing Games

Regular Season - 6 (last vs. Arizona 12/2/12)
Playoffs - 2 (last at San Diego 1/17/10)

33

Michael Griffin

SAFETY • 6'0" • 215 lbs • COLLEGE: TEXAS
ACQUIRED: 1ST ROUND - 2007 • NFL EXP. (NFL/TITANS): 8/8
HOMETOWN: AUSTIN, TEXAS
GAMES PLAYED/GAMES STARTED: 110/103 (PLAYOFFS: 2/2)

PRO BOWLS 2008 2010

PRO: Safety Michael Griffin, a two-time Pro Bowl selection, displays great range and playmaking ability in the secondary. Throughout his career, the Titans' 2007 first-round pick has shown an uncanny knack for being around the football and making big plays on defense and special teams. Griffin's 22 interceptions from 2007 through 2013 put him in a tie for 12th place in franchise history and fifth place among safeties. He also has been highly durable, missing only two total games in his first seven seasons.

CAREER HIGHLIGHTS:

• In 2013, Griffin's consecutive games streak came to an end at 103 games due to a quad injury.
• In 2012, Griffin tied for the team lead with four interceptions and ranked second on the squad with 103 tackles.
• By tying Jason McCourty for the team lead in 2012 with four interceptions, Griffin recorded his fourth career season to lead the squad or tie for the team lead. He joined Darryl Lewis (five times) and Samari Rolle (four) as the only players in franchise history to accomplish the feat at least four times. Griffin moved into a tie with Gregg Bingham for 13th place in franchise history with his 21st career interception.
• In 2010, Griffin was named to his second Pro Bowl after leading the team with four interceptions and finishing second on the squad with a career-high 153 tackles.
• Griffin's streak of four consecutive games in 2010 with an interception tied for the second-longest streak in franchise history, trailing only Pete Jaquess' record of five games. The streak earned Griffin the October AFC Defensive Player of the Month Award.
• Griffin was named to his first Pro Bowl in 2008 after finishing tied for second in the NFL with a team-high seven interceptions.
• In 2007, Griffin began his rookie campaign as a cornerback before shifting back to his collegiate position of safety midway through the season. His three interceptions were the most by a Titans/Oilers rookie safety since Bubba McDowell recorded four in 1989.

TITANS TIDBITS:

• Griffin grew up playing football with his fraternal twin brother, Marcus, as a teammate. Both attended the University of Texas with Marcus redshirting his first season while Michael played immediately.
• Griffin returned to the University of Texas during the 2008 offseason to pursue his college degree in youth and community studies.
• Griffin is the product of two military parents. His father, Ronald, served more than 20 years with the U.S. Air Force, while his mother, Mae, was in the U.S. Navy for more than two decades. The couple met while serving in Korea and were later married and had twin sons, Michael and Marcus.

CAREER TRANSACTIONS:

• The Austin, Texas, native was selected by the Titans in the first round (19th overall) of the 2007 NFL Draft.

SEASON RECAPS:

2013 (14/14): Started 14 games at safety and ranked third on the team with 106 tackles. Registered an interception, a stop for loss, five passes defensed, two forced fumbles and a fumble recovery. Posted three special teams tackles. Was inactive for one contest and suspended by the league for one game. Led the team in tackles once in 2013 (vs. SD). Tied for the team lead in special teams tackles once in 2013 (vs. SD). Played in his 100th career regular season game against N.Y. Jets (9/29/13). Was inactive for the first time in his career at St. Louis (11/3/13), ending his streak of 103 consecutive games played.
• Against San Diego (9/22), led the team with a season-high 12 tackles. Stuffed Ronnie Brown for no gain on a goal line rush up the middle in the third quarter.
• Against N.Y. Jets (9/29), started at safety in his 100th career regular season game and posted five tackles, including a stop for loss. Combined with Derrick Morgan to stonewall Alex Green for a two-yard loss on a fourth-and-one toss in the fourth quarter.
• Against Kansas City (10/6), forced a Jamaal Charles fumble that was recovered by Coty Sensabaugh in the second quarter.
• At Seattle (10/13), tallied nine tackles, a forced fumble and a fumble recovery. Forced a Chris Maragos fumble that Jason McCourty recovered and returned 77 yards for a touchdown on a botched field goal attempt on the final play of the second quarter. Recovered a Sidney Rice fumble that was forced by Moise Fokou at the Titans' 46-yard line in the third quarter.
• At Denver (12/8), totaled 11 tackles.
• Against Houston (12/29), totaled seven tackles and an interception. Sealed the Titans victory by intercepting a pass intended for Keshawn Martin late in the fourth quarter.

2012 (16/16): Started all 16 games at safety and tied for the team lead with four interceptions. Finished second on the team with 103 tackles. Also posted two tackles for loss, two forced fumbles and a sack. Led or tied for the team lead in tackles three times (at SD, vs. IND, vs. NYJ). Tied for the team lead in passes defensed once (vs. NYJ). Registered a career-best 18 tackles at San Diego (9/16/12).
• At San Diego (9/16), led the team with a career-high 18 tackles, including a stop for loss and a forced fumble. Teamed with Scott Solomon to stop Jackie Battle for a two-yard loss on a rush in the fourth quarter.
• Against Indianapolis (10/28), tied for the team lead with 11 tackles, including an interception, a forced fumblle and a blocked field goal. Forced a Dwayne Allen fumble that rolled out of bounds in the first quarter. Burst through the line and blocked an Adam Vinatieri field goal that was then returned 42 yards by Jordan Babineaux on the final play of the first half. Intercepted a deep pass intended for Reggie Wayne in the end zone at the start of the third quarter.
• At Jacksonville (11/25), collected seven tackles, including a sack. Halted a Jaguars' drive and knocked them out of field goal range by sacking Chad Henne for an eight-yard loss on third-and-six early in the fourth quarter.
• At Indianapolis (12/9), tallied six tackles, including a stop for loss and a pass defensed. Stuffed Vick Ballard for a one-yard loss on a rush off left end in the first quarter.
• Against N.Y. Jets (12/17), tied for the team lead with eight tackles. Tied a career-best with two interceptions. Intercepted a Mark Sanchez deep pass intended for Braylon Edwards in the final stanza. Stepped in front of and picked off a Sanchez pass intended for Jeff Cumberland at the goal line late in the fourth quarter.
• Against Jacksonville (12/30), recorded three tackles and an interception. Picked off a deep pass intended for Justin Blackmon and returned it 33 yards.

2011 (16/16): Started all 16 games at safety and tied for the team lead with two interceptions. Ranked third on the squad with 96 tackles and added one quarterback pressure, two tackles for loss, six passes defensed and one forced fumble. Led or tied for the team lead in tackles twice (vs. BAL, at HST). Tied for the team lead in passes defensed once (vs. IND).
• At Jacksonville (9/11), posted six tackles and stuffed Mike Thomas for a one-yard loss on a third-and-two play in the fourth quarter.
• Against Baltimore (9/18), tied for the team lead with five tackles, including a stop for loss and a pass defensed. Stuffed Ray Rice for a two-yard loss on a rush up the middle in the first quarter. Broke up a deep pass over the

middle intended for Anquan Boldin in the fourth quarter.
• At Cleveland (10/2), collected six tackles. Ended a Browns' drive by stopping Armond Smith for no gain on a fourth-and-one flip play in the second quarter.
• Against Indianapolis (10/30), posted four tackles, an interception and two passes defensed. Hauled in a tipped pass by Jason McCourty for an interception along the sideline in the second quarter. Ended a Colts' drive by knocking down a fourth-and-three pass intended for Dallas Clark late in the fourth quarter.
• At Buffalo (12/4), tallied five tackles and a forced fumble. Forced a C.J. Spiller fumble but the loose ball was recovered by Spiller in the end zone for a touchdown.
• Against New Orleans (12/11), recorded eight tackles, including a stop for loss. Shot through potential blockers and stuffed Pierre Thomas for a three-yard loss on a short pass in the left flat in the third quarter.
• Against Jacksonville (12/24), totaled four tackles and interception. Ended a Jaguars' scoring chance by intercepting a pass in the end zone that was tipped by Jason McCourty in the fourth quarter.
• At Houston (1/1), led the team with 11 tackles.

2010 (16/16): Named to the Pro Bowl and selected Associated Press second team All-Pro. Started all 16 games at safety and tied for sixth in the AFC with a team-high four interceptions. Finished second on the team with 153 tackles and 14 passes defensed. Led or tied for the team lead in tackles six times (vs. OAK, at NYG, at SD, at MIA, vs. WAS, vs. HST). Led or tied for the team lead in passes defensed four times (vs. PIT, vs. PHI, vs. JAX, vs. HST). Named AFC Defensive Player of the Month for October after leading the AFC and ranking second in the NFL with four interceptions.
• Against Oakland (9/12), led the team with 11 tackles. Recovered a fumble that was caused by a Jacob Ford strip-sack in the first quarter. Broke up a potential touchdown pass to Louis Murphy in the end zone late in the second quarter.
• At N.Y. Giants (9/26), led the team with 15 tackles and a forced fumble. Caught and downed a Brett Kern 37-yard punt at the Giants' one-yard line, which led to a Titans' safety in the third quarter. Halted a potential Giants' scoring drive by forcing an Ahmad Bradshaw fumble that was recovered by Alterraun Verner at the Titans' five-yard line in the third stanza. Collected a special teams tackle on coverage units.
• Against Denver (10/3), picked off a Kyle Orton pass that was tipped by Will Witherspoon in the fourth quarter.
• At Dallas (10/10), tied for second on the team with 10 tackles. Halted a potential Cowboys' scoring chance with an acrobatic interception of a pass intended for Martellus Bennett in the end zone late in the third quarter.
• At Jacksonville (10/18), picked off a David Garrard pass intended for Tiquan Underwood in the first quarter and returned it 13 yards to the Jaguars' 37-yard line.
• Against Philadelphia (10/24), tallied five tackles and three passes defensed, including an interception in his fourth consecutive game. Intercepted a Kevin Kolb pass intended for Jeremy Maclin and returned it 28 yards to the Eagles' 45-yard line in the second quarter. Became the seventh player in franchise history with an interception in four consecutive games. He also moved into a tie for 19th on the franchise's all-time career interceptions list.
• At San Diego (10/31), led the team with 11 tackles and teamed with Stephen Tulloch to stuff Ryan Mathews for a one-yard loss in the third quarter.
• Against Washington (11/21), led the team with 11 tackles.
• Against Jacksonville (12/5), started at safety and tallied 14 tackles and a pass defensed.
• Against Indianapolis (12/9), started at safety and notched 11 tackles, including a stop for loss. Teamed with Chris Hope to stonewall Donald Brown for a three-yard loss on a rush off right guard in the second quarter.
• Against Houston (12/19), tied for the team lead with nine tackles, including a forced fumble and two passes defensed. Forced an Andre Johnson fumble that was recovered by Johnson along the sideline in the third quarter. Broke up a pass intended for Owen Daniels along the sideline in the fourth quarter. Batted down a pass intended for Jacoby Jones late in the final stanza.
• At Indianapolis (1/2), totaled nine tackles, a pass defensed and a fumble recovery. Broke up a pass intended for Pierre Garcon in the fourth quarter. Recovered a Dominic Rhodes fumble that was forced by Sen'Derrick Marks and returned it 20 yards to the Colts' 37-yard line late in the fourth quarter.

2009 (16/15): Played in all 16 games with 15 starts at safety and finished third on the team with 108 tackles. Posted seven passes defensed, a sack, an interception, two forced fumbles, two fumble recoveries and nine special teams tackles on coverage units. Led or tied for the team lead in tackles four times in 2009, including a career-best 12 stops at Jacksonville (10/4/09). Led or tied for the team lead in special teams tackles twice in 2009. Led or tied for the team lead in passes defensed four times in 2009.
• At Pittsburgh (9/10), posted six solo tackles, a forced fumble and a pass defensed. Led the team with three special teams tackles. With the game tied at 10-10, halted a potential Steelers' scoring opportunity by forcing a Hines Ward fumble that was recovered by Stephen Tulloch at the Titans four-yard line with less than a minute remaining in regulation.
• At Jacksonville (10/4), led the team with a career-high 12 tackles and a fumble recovery. Recovered a David Garrard fumbled snap at the Titans' 12-yard line in the third quarter.
• Against Jacksonville (11/1), collected three tackles and a forced fumble in the Titans' 30-13 victory. Blocked Josh Scobee's extra point attempt following the Jaguars' touchdown in the third quarter. Forced a Marcedes Lewis fumble that was recovered by the Jaguars in the third quarter.
• Against Miami (12/20), posted 11 tackles, an interception, a fumble recovery and two passes defensed in the Titans' 27-24 overtime win. Ended a potential Dolphins' scoring drive by recovering a Ricky Williams' fumble that was caused by Tony Brown at the Titans' 20-yard line early in the second quarter. Helped set up the Titans' winning field goal by intercepting a pass intended for Davone Bess in overtime.

2008 (16/16, 1/1): Named to the 2008 Pro Bowl after starting all 16 games at free safety and finishing tied for second in the NFL with a team-high seven interceptions. Registered 81 tackles, two tackles for loss, a forced fumble and finished third on the team with 12 passes defensed. Continued to excel on special teams finishing second on the squad with 17 special teams stops. Notched a career-high two interceptions against Houston (9/21/08) and against Pittsburgh (12/21/08). Posted 115 interception return yards against Pittsburgh (12/21/08) which ranks second in franchise history for a single-game total (Miller Farr, 128 yards, at N.Y. Jets, 10/15/67).
• Against Jacksonville (9/7), tied for the team lead with eight tackles in the Titans' 17-10 victory on opening day. Registered his first career sack when he dropped David Garrard for a four-yard loss in the third quarter.
• At Cincinnati (9/14), collected six tackles and an interception in the 24-7 road victory. Intercepted a Carson Palmer pass intended for Reggie Kelly and returned it 15 yards in the fourth quarter.
• Against Houston (9/21), registered three solo tackles, a career-high three passes defensed, two interceptions and a tackle for loss in the Titans' 31-12 victory. Made an acrobatic interception of a pass intended for Joel Dreessen along the left sideline in the first quarter. Picked off a fourth-and-10 pass intended for Andre Johnson in the fourth quarter.
• At Baltimore (10/5), registered two tackles and an interception in the Titans' 13-10 comeback victory over the Ravens. Stepped in front of Demetrius Williams, picked off a Joe Flacco pass and returned it six yards to the Ravens' 32-yard line in the second quarter.
• Against Cleveland (12/7), notched five tackles, an interception and two passes defensed in the Titans' division-clinching 28-9 victory. Knocked down a deep pass intended for Braylon Edwards in the second quarter. Intercepted a pass intended for Edwards and raced 36 yards to the Cleveland 22-yard line, setting up the Titans' third touchdown of the afternoon in the third quarter.
• Against Pittsburgh (12/21), registered five tackles, two interceptions, including one that was returned for a touchdown, and three passes defensed in the Titans' 31-14 victory. Halted a Steelers' drive by knocking away a deep pass intended for Nate Washington on third-and-10 late in the first quarter. Intercepted a pass intended for Nate Washington on third-and-two late in the third quarter. Sealed the victory by intercepting Roethlisberger and returning the pick 83 yards for a touchdown with 16 seconds remaining in the game.

2007 (16/10, 1/1): Saw action in all 16 games, starting the final 10 contests at free safety. Registered 49 tackles, three interceptions, eight passes defensed, a forced fumble and a tackle for loss. Led the team with 16 special teams tackles. Made his first career NFL start at safety against Oakland (10/28). Collected his first career interception by picking off Sage Rosenfels against Houston (12/2). Saw action in his first career NFL game against Jacksonville (9/9). Tied for the team lead in passes defensed three times in 2007 (vs. CAR, at CIN, at IND). Led or tied for the team lead in special teams tackles three times in 2007 (at NO, at HST, vs. SD).
• At Houston (10/21), led the team with six special teams tackles in the

Titans' thrilling 38-36 victory over the Texans. Downed a Craig Hentrich 47-yard punt at the Houston 2-yard line in the fourth quarter and returned two kickoffs for 55 yards.
• Against Oakland (10/28), made his first career NFL start at safety and registered five tackles in the Titans' 13-9 win.
• Against Houston (12/2), recorded four tackles and an interception in the Titans' 28-20 victory. Collected his first career NFL interception by picking off a Sage Rosenfels pass intended for Kevin Walter in the fourth quarter.
• In AFC Wild Card Game at San Diego (1/6), registered seven tackles, including a tackle for loss and a pass defensed. Batted down a deep pass intended for Chris Chambers in the end zone on a third-and-11 play in the second quarter.

COLLEGE:
• The 19th overall selection in the 2007 NFL Draft developed into one of the top safeties in college football during his four years at Texas. He started 28 times in 50 career games at Texas and totaled 364 tackles, 15 tackles for loss, four sacks, eight interceptions, 23 passes defensed, nine forced fumbles and seven fumble recoveries. As one of the country's top special teams players, he set a Big 12 Conference record and ranked second in NCAA Division I-A history with eight career blocked punts.
• Led Texas in special teams tackles in each of his first two seasons and led the defense in tackles in his junior (124 tackles) and senior seasons (126). He was only the eighth player in Longhorns history to lead the team in tackles more than once in his career. His 364 career tackles on defense ranked eighth on the school's all-time list.
• As a senior, started all 13 games at free safety. Named second-team All-American by Associated Press and Walter Camp Football Foundation, first-team All-Big 12 by Associated Press and league's coaches and was semifinalist for Lott Trophy. Led team with 126 tackles and added four interceptions, 10 passes defensed, one sack, four tackles for loss, four forced fumbles, two fumble recoveries and two blocked punts. Set season high with 16 tackles and added two passes defensed at Texas Tech (10/28).
• As a junior, played 13 games with 12 starts at strong safety. Named second-team All-Big 12 after leading team with 124 tackles and adding three interceptions, eight passes defensed, four tackles for loss, three fumble recoveries, one forced fumble and school-record four blocked punts. Matched school's highest single-game total since 1992 with career-high 23 tackles and blocked punt that was returned for touchdown at Texas A&M (11/25). Posted eight tackles and made crucial interception off Matt Leinart in Texas end zone to halt USC drive in 41-38 victory in Rose Bowl National Championship Game against USC (1/4).
• As a sophomore, played 12 games with one start and recorded 49 tackles, one sack, one interception, one forced fumble, one fumble recovery and two blocked punts. Also led team with 11 special teams tackles.
• As a freshman, played in 12 games with two starts and totaled 51 tackles, two sacks, three forced fumbles and one fumble recovery. Named team's Outstanding Defensive Newcomer. Also led squad with 21 special teams tackles.
• Majored in youth and community studies.

PERSONAL:
• Single, splits time between Nashville and Austin, Texas.
• Has a son, Michael Braylen Griffin, and a daughter, Mya Devin Griffin.
• Two-year starter at running back and senior starter at defensive back for Bowie (Austin, Texas) High School. As senior, named honorable mention All-State Class 5A on offense, District 25-5A Offensive MVP, Academic All-District and All-Central Texas as two-way performer. On offense, totaled 132 carries for 1,181 yards and 11 scores and added 46 tackles on defense.
• Also earned two letters in basketball and three in track & field, competing in 100m, 200m and mile relay.
• Participated in Pals program working with elementary school children while at Texas.
• Twice named to Athletics Director's Honor Roll at Texas.
• List of favorites: (TV show) "Martin"; (actor) Denzel Washington; (musician) Lil' Wayne; (school subject) math; (vacation getaway) Hawaii; (video game) NCAA Football; and (food) "anything cajun."
• Born Michael Devin Griffin on Jan. 4, 1985 in Austin, Texas.

MICHAEL GRIFFIN'S GAME-BY-GAME

2007 Tennessee Titans

Date	Opp	W/L	P/S	Tot	Solo	Asst	Sk	- Yds	QBP	TFL	Int	- Yds	-TD	PD	FF	FR	- Yds	SpT
Sept 9	@ Jax	W	p	0	0	0	0.0	0.0	0	0	0	0	0	0	0	0	0	0
Sept 16	Ind	L	p	0	0	0	0.0	0.0	0	0	0	0	0	0	0	0	0	1
Sept 24	@ No	W	p	0	0	0	0.0	0.0	0	0	0	0	0	0	0	0	0	1
Oct 7	Atl	W	p	1	0	1	0.0	0.0	0	0	0	0	0	0	0	0	0	1
Oct 14	@ TB	L	p	0	0	0	0.0	0.0	0	0	0	0	0	0	0	0	0	0
Oct 21	@ Hou	W	p	0	0	0	0.0	0.0	0	0	0	0	0	0	0	0	0	6
Oct 28	Oak	W	S	5	2	3	0.0	0.0	0	0	0	0	0	0	0	0	0	0
Nov 4	Car	W	S	2	1	1	0.0	0.0	0	0	0	0	0	2	0	0	0	1
Nov 11	Jax	L	S	4	3	1	0.0	0.0	0	0	0	0	0	0	0	0	0	1
Nov 19	@ Den	L	S	4	4	0	0.0	0.0	0	0	0	0	0	0	0	0	0	0
Nov 25	@ Cin	L	S	4	2	2	0.0	0.0	0	0	0	0	0	1	0	0	0	0
Dec 2	Hou	W	S	4	3	1	0.0	0.0	0	0	1	3	0	1	0	0	0	1
Dec 9	SD	L	S	8	6	2	0.0	0.0	0	0	1	0	0	1	0	0	0	1
Dec 16	@ KC	W	S	5	3	2	0.0	0.0	0	0	1	0	0	1	0	0	0	1
Dec 23	NYJ	W	S	7	6	1	0.0	0.0	0	1	0	0	0	0	0	0	0	1
Dec 30	@ Ind	W	S	5	4	1	0.0	0.0	0	0	0	0	0	2	1	0	0	1
Totals		**10-6**	**16/10**	**49**	**34**	**15**	**0.0**	**0.0**	**0**	**1**	**3**	**3**	**0**	**8**	**1**	**0**	**0**	**16**
Playoffs																		
Jan 6	@ SD	L	S	7	6	1	0.0	0.0	0	1	0	0	0	1	0	0	0	0
Totals		**0-1**	**1/1**	**7**	**6**	**1**	**0.0**	**0.0**	**0**	**1**	**0**	**0**	**0**	**1**	**0**	**0**	**0**	**0**

2008 Tennessee Titans

Date	Opp	W/L	P/S	Tot	Solo	Asst	Sk	- Yds	QBP	TFL	Int	- Yds	-TD	PD	FF	FR	- Yds	SpT
Sept 7	Jax	W	S	8	5	3	1.0	4.0	0	0	0	0	0	0	0	0	0	1
Sept 14	@ Cin	W	S	6	4	2	0.0	0.0	0	0	1	15	0	1	0	0	0	2
Sept 21	Hou	W	S	3	3	0	0.0	0.0	0	1	2	0	0	3	0	0	0	1
Sept 28	Min	W	S	3	1	2	0.0	0.0	0	0	0	0	0	1	0	0	0	1
Oct 5	@ Bal	W	S	2	1	1	0.0	0.0	0	0	1	6	0	1	0	0	0	0
Oct 19	@ KC	W	S	7	6	1	0.0	0.0	0	1	0	0	0	0	0	0	0	3
Oct 27	Ind	W	S	6	4	2	0.0	0.0	0	0	0	0	0	0	0	0	0	2
Nov 2	GB	W	S	7	6	1	0.0	0.0	0	0	0	0	0	0	0	0	0	0
Nov 9	@ Chi	W	S	7	3	4	0.0	0.0	0	0	0	0	0	0	0	0	0	2
Nov 16	@ Jax	W	S	7	3	4	0.0	0.0	0	0	0	0	0	0	0	0	0	0
Nov 23	NYJ	L	S	7	4	3	0.0	0.0	1	0	0	0	0	0	0	0	0	0
Nov 27	@ Det	W	S	1	0	1	0.0	0.0	1	0	0	0	0	1	1	0	0	2
Dec 7	Cle	W	S	5	3	2	0.0	0.0	0	0	1	36	0	2	0	0	0	1
Dec 14	@ Hou	L	S	7	5	2	0.0	0.0	0	0	0	0	0	0	0	0	0	1
Dec 21	Pit	W	S	5	1	4	0.0	0.0	0	0	2	115	1	3	0	0	0	1
Dec 28	@ Ind	L	S	0	0	0	0.0	0.0	0	0	0	0	0	0	0	0	0	0
Totals		**13-3**	**16/16**	**81**	**49**	**32**	**1.0**	**4.0**	**2**	**2**	**7**	**172**	**1**	**12**	**1**	**0**	**0**	**17**
Playoffs																		
Jan 10	Bal	L	S	4	4	4	0.0	0.0	NA	0	0	0	0	0	0	0	0	0
Totals		**0-1**	**1/1**	**4**	**4**	**4**	**0.0**	**0.0**	**NA**	**0**	**0**	**0**	**0**	**0**	**0**	**0**	**0**	**0**

2009 Tennessee Titans

Date	Opp	W/L	P/S	Tot	Solo	Asst	Sk	- Yds	QBP	TFL	Int	- Yds	-TD	PD	FF	FR	- Yds	SpT
Sept 10	@ Pit	L	S	6	6	0	0.0	0.0	0	0	0	0	0	1	1	0	0	3
Sept 20	Hou	L	S	6	2	4	0.0	0.0	1	0	0	0	0	0	0	0	0	0
Sept 27	@ NYJ	L	S	5	2	3	0.0	0.0	0	0	0	0	0	1	0	0	0	0
Oct 4	@ Jax	L	S	12	6	6	0.0	0.0	0	0	0	0	0	0	0	1	0	0
Oct 11	Ind	L	p	4	2	2	0.0	0.0	0	0	0	0	0	0	0	0	0	2
Oct 18	@ NE	L	S	5	4	1	0.0	0.0	0	0	0	0	0	0	0	0	0	0
Nov 1	Jax	W	S	3	2	1	0.0	0.0	0	0	0	0	0	0	1	**0**	**0**	**1**
Nov 8	@ SF	W	S	11	9	2	0.0	0.0	0	0	0	0	0	1	0	0	0	1
Nov 15	Buf	W	S	3	0	3	0.0	0.0	0	0	0	0	0	0	0	0	0	0
Nov 23	@ Hou	W	S	6	3	3	0.0	0.0	0	0	0	0	0	0	0	0	0	1
Nov 29	Ari	W	S	6	3	3	0.0	0.0	0	1	0	0	0	0	0	0	0	0
Dec 6	@ Ind	L	S	3	2	1	0.0	0.0	0	0	0	0	0	2	0	0	0	0
Dec 13	StL	W	S	7	4	3	0.0	0.0	0	1	0	0	0	0	0	0	0	1
Dec 20	Mia	W	S	11	5	6	0.0	0.0	0	0	1	3	0	2	0	1	0	0
Dec 25	SD	L	S	10	4	6	0.0	0.0	0	0	0	0	0	0	0	0	0	0
Jan 3	@ Sea	W	S	10	8	2	1.0	10.0	0	0	0	0	0	0	0	0	0	0
Totals		**8-8**	**16/15**	**108**	**62**	**46**	**1.0**	**10.0**	**1**	**2**	**1**	**3**	**0**	**7**	**2**	**2**	**0**	**9**

2010 Tennessee Titans

Date	Opp	W/L	P/S	Tot	Solo	Asst	Sk	- Yds	QBP	TFL	Int	- Yds	-TD	PD	FF	FR	- Yds	SpT
Sept 12	Oak	W	S	11	8	3	0.0	0.0	0	0	0	0	0	1	0	1	0	0
Sept 19	Pit	L	S	5	3	2	0.0	0.0	1	0	0	0	0	1	0	0	0	0
Sept 26	@ NYG	W	S	15	11	4	0.0	0.0	0	0	0	0	0	0	1	0	0	1
Oct 3	Den	L	S	9	6	3	0.0	0.0	0	0	1	9	0	1	0	0	0	1
Oct 10	@ Dal	W	S	10	5	5	0.0	0.0	0	0	1	0	0	1	0	0	0	0
Oct 18	@ Jax	W	S	6	3	3	0.0	0.0	0	0	1	13	0	1	0	0	0	0
Oct 24	Phi	W	S	5	4	1	0.0	0.0	0	0	1	28	0	3	0	0	0	0
Oct 31	@ SD	L	S	11	7	4	0.0	0.0	0	0	0	0	0	0	0	0	0	0
Nov 14	@ Mia	L	S	9	9	0	0.0	0.0	0	0	0	0	0	0	2	0	0	0
Nov 21	Was	L	S	11	7	4	0.0	0.0	0	0	0	0	0	0	0	0	0	0
Nov 28	@ Hou	L	S	10	7	3	0.0	0.0	1	0	0	0	0	0	0	0	0	0
Dec 5	Jax	L	S	14	6	8	0.0	0.0	0	0	0	0	0	1	0	0	0	0
Dec 9	Ind	L	S	11	4	7	0.0	0.0	0	1	0	0	0	0	0	0	0	0
Dec 19	Hou	W	S	9	7	2	0.0	0.0	0	0	0	0	0	0	2	1	0	0
Dec 26	@ KC	L	S	8	6	2	0.0	0.0	0	0	0	0	0	0	0	0	0	0
Jan 2	@ Ind	L	S	9	6	3	0.0	0.0	0	0	0	0	0	1	0	1	20	0
Totals		**6-10**	**16/16**	**153**	**99**	**54**	**0.0**	**0.0**	**2**	**1**	**4**	**50**	**0**	**14**	**2**	**2**	**20**	**2**

2011 Tennessee Titans

Date	Opp	W/L	P/S	Tot	Solo	Asst	Sk	- Yds	QBP	TFL	Int	- Yds	-TD	PD	FF	FR	- Yds	SpT
Sept 11	@ Jax	L	S	6	5	1	0.0	0.0	0	0	0	0	0	0	0	0	0	0
Sept 18	Bal	W	S	5	3	2	0.0	0.0	0	1	0	0	0	1	0	0	0	0
Sept 25	Den	W	S	5	4	1	0.0	0.0	1	0	0	0	0	0	0	0	0	0
Oct 2	@ Cle	W	S	6	3	3	0.0	0.0	0	0	0	0	0	0	0	0	0	0
Oct 9	@ Pit	L	S	5	3	2	0.0	0.0	0	0	0	0	0	0	0	0	0	0
Oct 23	Hou	L	S	11	10	1	0.0	0.0	0	0	0	0	0	0	0	0	0	0
Oct 30	Ind	W	S	4	3	1	0.0	0.0	0	0	1	0	0	2	0	0	0	0
Nov 6	Cin	L	S	8	6	2	0.0	0.0	0	0	0	0	0	0	0	0	0	0
Nov 13	@ Car	W	S	3	2	1	0.0	0.0	0	0	0	0	0	0	1	0	0	0
Nov 20	@ Atl	L	S	5	3	2	0.0	0.0	0	0	0	0	0	0	0	0	0	0
Nov 27	TB	W	S	8	4	4	0.0	0.0	0	0	0	0	0	0	1	0	0	0
Dec 4	@ Buf	W	S	5	4	1	0.0	0.0	0	0	0	0	0	0	0	1	0	0
Dec 11	NO	L	S	8	7	1	0.0	0.0	0	1	0	0	0	0	0	0	0	0
Dec 18	@ Ind	L	S	2	1	1	0.0	0.0	0	0	0	0	0	0	0	0	0	0
Dec 24	Jax	W	S	4	3	1	0.0	0.0	0	0	1	0	0	1	0	0	0	0
Jan 1	@ Hou	W	S	11	9	2	0.0	0.0	0	0	0	0	0	0	0	0	0	0
Totals		**9-7**	**16/16**	**96**	**70**	**26**	**0.0**	**0.0**	**1**	**2**	**2**	**0**	**0**	**6**	**1**	**0**	**0**	**0**

2012 Tennessee Titans

Date	Opp	W/L	P/S	Tot	Solo	Asst	Sk	- Yds	QBP	TFL	Int	- Yds	-TD	PD	FF	FR	- Yds	SpT
Sept 9	NE	L	S	4	2	2	0.0	0.0	0	0	0	0	0	0	0	0	0	0
Sept 16	@ SD	L	S	18	16	2	0.0	0.0	0	1	0	0	0	0	1	0	0	0
Sept 23	Det	W	S	9	6	3	0.0	0.0	0	0	0	0	0	0	0	0	0	0
Sept 30	@ Hou	L	S	3	2	1	0.0	0.0	0	0	0	0	0	0	0	0	0	0
Oct 7	@ Min	L	S	7	3	4	0.0	0.0	0	0	0	0	0	0	0	0	0	0
Oct 11	Pit	W	S	7	4	3	0.0	0.0	0	0	0	0	0	0	0	0	0	0
Oct 21	@ Buf	W	S	8	7	1	0.0	0.0	0	0	0	0	0	0	0	0	0	0
Oct 28	Ind	L	S	11	7	4	0.0	0.0	0	0	1	0	0	1	1	0	0	0
Nov 4	Chi	L	S	3	1	2	0.0	0.0	0	0	0	0	0	0	0	0	0	0
Nov 11	@ Mia	W	S	3	3	0	0.0	0.0	0	0	0	0	0	0	0	0	0	0
Nov 25	@ Jax	L	S	7	6	1	1.0	8.0	0	0	0	0	0	0	0	0	0	0
Dec 2	Hou	L	S	4	3	1	0.0	0.0	0	0	0	0	0	0	0	0	0	0
Dec 9	@ Ind	L	S	6	4	2	0.0	0.0	0	1	0	0	0	1	0	0	0	0
Dec 17	NYJ	W	S	8	5	3	0.0	0.0	0	0	2	26	0	2	0	0	0	0
Dec 23	@ GB	L	S	2	2	0	0.0	0.0	0	0	0	0	0	0	0	0	0	0
Dec 30	Jax	W	S	3	1	2	0.0	0.0	0	0	1	33	0	1	0	0	0	0
Totals		**6-10**	**16/16**	**103**	**72**	**31**	**1.0**	**8.0**	**0**	**2**	**4**	**59**	**0**	**5**	**2**	**0**	**0**	**0**

2013 Tennessee Titans

Date	Opp	W/L	P/S	Tot	Solo	Asst	Sk	- Yds	QBP	TFL	Int	- Yds	-TD	PD	FF	FR	- Yds	SpT
Sept 8	@ Pit	W	S	3	2	1	0.0	0.0	0	0	0	0	0	0	0	0	0	0
Sept 15	@ Hou	L	S	5	3	2	0.0	0.0	0	0	0	0	0	1	0	0	0	0
Sept 22	SD	W	S	12	8	4	0.0	0.0	0	0	0	0	0	0	0	0	0	1
Sept 29	NYJ	W	S	5	3	2	0.0	0.0	0	1	0	0	0	0	0	0	0	0
Oct 6	KC	L	S	7	6	1	0.0	0.0	0	0	0	0	0	1	1	0	0	1
Oct 13	@ Sea	L	S	9	6	3	0.0	0.0	0	0	0	0	0	0	1	1	0	0
Oct 20	SF	L	S	8	7	1	0.0	0.0	0	0	0	0	0	0	0	0	0	0
Nov 3	@ StL	W	IA															
Nov 10	Jax	L	S	7	5	2	0.0	0.0	0	0	0	0	0	0	0	0	0	0
Nov 14	Ind	L	S	8	7	1	0.0	0.0	0	0	0	0	0	0	0	0	0	0
Nov 24	@ Oak	W	S	8	7	1	0.0	0.0	0	0	0	0	0	0	0	0	0	0
Dec 1	@ Ind	L	SUS															
Dec 8	@ Den	L	S	11	6	5	0.0	0.0	0	0	0	0	0	0	0	0	0	0
Dec 15	Ari	L	S	8	6	2	0.0	0.0	0	0	0	0	0	1	0	0	0	1
Dec 22	@ Jax	W	S	8	4	4	0.0	0.0	0	0	0	0	0	1	0	0	0	0
Dec 29	Hou	W	S	7	1	6	0.0	0.0	0	0	1	0	0	1	0	0	0	0
Totals		**7-9**	**14/14**	**106**	**71**	**35**	**0.0**	**0.0**	**0**	**1**	**1**	**0**	**0**	**5**	**2**	**1**	**0**	**3**

MICHAEL GRIFFIN'S NFL STATISTICS

REGULAR SEASON				TACKLES							INTERCEPTIONS					FUMBLES			
Year	Team	GP	GS	Tot	Solo	Asst	Sk	Yds	QBP	TFL	No	Yds	Lg	TD	PD	FF	FR	Yds	SpT
2007	Tennessee	16	10	49	34	15	0.0	0.0	0	1	3	3	3	0	8	1	0	0	16
2008	Tennessee	16	16	81	49	32	1.0	4.0	2	2	7	172	83t	1	12	1	0	0	17
2009	Tennessee	16	15	108	62	46	1.0	10.0	1	2	1	3	3	0	7	2	2	0	9
2010	Tennessee	16	16	153	99	54	0.0	0.0	2	1	4	50	28	0	14	2	2	20	2
2011	Tennessee	16	16	96	70	26	0.0	0.0	1	2	2	0	0	0	6	1	0	0	0
2012	Tennessee	16	16	103	72	31	1.0	8.0	0	2	4	59	33	0	5	2	0	0	0
2013	Tennessee	14	14	106	71	35	0.0	0.0	0	1	1	0	0	0	5	2	1	0	3
NFL Totals		**110**	**103**	**696**	**457**	**239**	**3.0**	**22.0**	**6**	**11**	**22**	**287**	**83t**	**1**	**57**	**11**	**5**	**20**	**47**

REGULAR SEASON		KICKOFF RETURNS					PUNT RETURNS					
Year	Team	No	Yds	Avg	Lg	TD	No	FC	Yds	Avg	Lg	TD
2007	Tennessee	18	422	23.4	48	0	0	0	0	0.0	0	0
2008	Tennessee	2	32	16.0	28	0	0	0	0	0.0	0	0
2009	Tennessee	6	143	23.8	31	0	0	0	0	0.0	0	0
NFL Totals		**26**	**597**	**23.0**	**48**	**0**	**0**	**0**	**0**	**0.0**	**0**	**0**

PLAYOFFS				TACKLES							INTERCEPTIONS					FUMBLES			
Year	Team	GP	GS	Tot	Solo	Asst	Sk	Yds	QBP	TFL	No	Yds	Lg	TD	PD	FF	FR	Yds	SpT
2007	Tennessee	1	1	7	6	1	0.0	0.0	0	0	0	0	0	0	1	0	0	0	0
2008	Tennessee	1	1	4	4	0	0.0	0.0	0	0	0	0	0	0	0	0	0	0	0
Playoff Totals		**2**	**2**	**11**	**10**	**1**	**0.0**	**0.0**	**0**	**0**	**0**	**0**	**0**	**0**	**1**	**0**	**0**	**0**	**0**

PLAYOFFS		KICKOFF RETURNS					PUNT RETURNS					
Year	Team	No	Yds	Avg	Lg	TD	No	FC	Yds	Avg	Lg	TD
2007	Tennessee	0	0	0.0	0	0	0	0	0	0.0	0	0
2008	Tennessee	1	25	25.0	25	0	0	0	0	0.0	0	0
Playoff Totals		**1**	**25**	**25.0**	**25**	**0**	**0**	**0**	**0**	**0.0**	**0**	**0**

Single-Game Highs

Tackles - 18 at San Diego (9/16/12)
Sacks - 1 (Three times, last at Jacksonville 11/25/12)
Interceptions - 2 (Three times, last vs. N.Y. Jets 12/17/12)
Interception Long - 83t vs. Pittsburgh (12/21/08)
Passes Defensed - 3 (Three times, last vs. Philadelphia 10/24/10)
Forced Fumble - 1 (11 times, last at Seattle 10/13/13)
Fumble Recovery - 1 (Five times, last at Seattle 10/13/13)
Kickoff Returns - 5 vs. Indianapolis (9/16/07)
Kickoff Return Yards - 126 vs. Indianapolis (9/16/07)
Kickoff Return Long - 48 at New Orleans (9/24/07)
Special Teams Tackles - 6 at Houston (10/21/07)

Playoff Single-Game Highs

Tackles - 7 at San Diego (1/6/08)
Passes Defensed - 1 at San Diego (1/6/08)

Additional Statistics

Touchdowns - 1 (83-yard interception return vs. Pittsburgh 12/21/08)
Blocked Field Goal - 1 vs. Indianapolis (10/28/12)
Blocked PAT - 1 vs. Jacksonville (11/1/09)

80

Derek Hagan

WIDE RECEIVER • 6'2" • 210 lbs • COLLEGE: ARIZONA STATE
ACQUIRED: FREE AGENT - 2014 • NFL EXP. (NFL/TITANS): 8/1
HOMETOWN: PALMDALE, CALIF.
GAMES PLAYED/GAMES STARTED: 83/10 (PLAYOFFS: 1/0)

PRO: Derek Hagan joined the Titans as a free agent on June 17, 2014 to provide depth and competition at wide receiver. The 6-foot-2-inch, 210-pounder has amassed 129 receptions for 1,480 yards and six touchdowns in his first seven NFL seasons. The former third-round selection of the Miami Dolphins has also spent time with the N.Y. Giants, Oakland Raiders, Buffalo Bills and Tampa Bay Buccaneers.

CAREER HIGHLIGHTS:

• In 2007, Hagan saw action in all 16 games for the Dolphins and grabbed a career-high 29 passes for 373 yards and two touchdowns.
• In 2012, Hagan played in 14 games and posted 20 receptions for 259 yards.

TITANS TIDBITS:

• Hagan spent the 2013 season working as an NFL analyst for Fox Sports Radio on the Jason Smith Show.
• Hagan helps promote GameBreaker Helmets, which is a uniquely designed performance cap for athletes. The helmets helps reduce the nicks and abrasions that come with playing a contact sport. The company has gained a foothold in a number of California high schools.

CAREER TRANSACTIONS:

• The Palmdale, Calif., native was selected by the Miami Dolphins in the third round (82nd overall) of the 2006 NFL Draft.
• Waived by the Dolphins on Nov. 5, 2008.
• Signed by the N.Y. Giants as a free agent on Dec. 16, 2008.
• Waived by the Giants on Sept. 4, 2010 and re-signed by the team on Nov. 16, 2010.
• Signed by the Oakland Raiders as an unrestricted free agent on Aug. Aug. 7, 2011 and released on Nov. 2, 2011.
• Signed by the Buffalo Bills as a free agent on Nov. 22, 2011.
• Released by the Bills on Aug. 31, 2012.
• Signed by the Raiders as a free agent on Sept. 6, 2012.
• Signed by the Tampa Bay Buccaneers as an unrestricted free agent on June 13, 2013 and released by the team on Aug. 26, 2013.
• Signed by the Titans as a free agent on June 17, 2014.

SEASON RECAPS:

2012 (14/2 - Oakland): Played in 14 games with two starts and totaled 20 receptions for 259 yards. Was inactive for two contests.
• At Atlanta (10/14), had a season-high 85 receiving yards, including a career-long 38-yard reception.

2011 (6/2 - Oakland; 4/1 - Buffalo): Played in six games with two starts for the Raiders in the first seven weeks and amassed 11 receptions for 114 yards. Waived on Nov. 2 and signed by the Bills on Nov. 22. Was inactive for the first two games for the Bills and then appeared in four contests with a start and collected 13 catches for 138 yards with a touchdown.
• At Buffalo (9/18), started at wideout for the Raiders and caught five passes for 61 yards.
• At New England (1/1), started at wide receiver for the Bills and snared a season-high seven receptions for 89 yards.

2010 (7/4 - N.Y. Giants): Released by the Giants following training camp but was re-signed as a free agent on Nov. 16. Played in seven games with four starts and amassed 24 receptions for 223 yards with a touchdown.
• At Philadelphia (11/21), made his season debut and hauled in two passes for 21 yards and a score.
• Against Washington (12/5), recorded a season-best seven catches for 65 yards.

2009 (16/0 - N.Y. Giants): Saw action in all 16 games, primarily on special teams. Caught eight passes for 101 yards with a touchdown. Finished tied for fourth on the team with 11 special teams tackles.
• At Washington (12/21), hauled in a 23-yard touchdown from Eli Manning that was his longest reception of the season.

2008 (4/0 - Miami, N.Y. Giants 0/0, 1/0): Played in four games for the Dolphins and had three receptions for 51 yards before being released on Nov. 5. Signed by the Giants on Dec. 16 and was inactive for the final two games before appearing as a reserve in a postseason contest.
• Against Arizona (9/14), grabbed three receptions for 51 yards.
• Against Philadelphia (1/11), made his Giants debut in NFC Divisional Playoff game when he played on special teams.

2007 (16/1 - Miami): Played in all 16 games for the second consecutive season and caught a career-high 29 passes for 373 yards and two touchdowns.
• Against Dallas (9/16), totaled two receptions for 33 yards with a 21-yard touchdown.
• At Buffalo (12/9), made his first career start and caught career-best eight passes for a career-high 93 yards.
• Against Cincinnati (12/30), hauled in two receptions for 44 yards with a score.

2006 (16/0 - Miami): As a rookie, played as a reserve in all 16 games and collected 21 receptions for 221 yards and a touchdown.
• At Pittsburgh (9/7), registered his first career NFL catch on a 14-yarder from Daunte Culpepper.
• Against Green Bay (10/22), hauled in five receptions for 53 yards and scored his first career touchdown on a 13-yard pass from Joey Harrington.

COLLEGE:

• Started 36 of 50 games at Arizona State (2002-2005), totaling 258 receptions for 3,939 yards and 27 touchdowns. Finished his career as the Pac-10's all-time leader in receptions, and ranked second in conference history in career receiving yards.
• Left Arizona State as the school's all-time leader in receptions, receiving yards, receiving touchdowns, 100-yard games (18).
• Named a semifinalist for the Biletnikoff Award (Best Wide Receiver) as both a junior and senior and was a three-time All-Pac-10 selection (first-team 2005; second-team 2004; honorable mention 2003).
• Selected a two-time All-American by Rivals.com (Third-team 2005; second-team 2004). Earned an invitation to the 2005 Senior Bowl.
• Named first-team All-Pac 10 as a senior, when he caught 77 passes for 1,210 yards and eight touchdowns.
• In 2004, caught 83 passes, the second-most in school history.
• Has two of the top five receiving seasons in school history.
• Named to the Pac-10 All-Freshman team by the *Sporting News*.
• Majored in interdisciplinary justice studies at Arizona State.

PERSONAL:

• Attended Palmdale (Calif.) High School and earned honorable mention all-region honors from PrepStar Magazine as a senior.
• Earned all-conference honors in both his junior and senior seasons.
• As a senior, caught 65 passes for a school record 843 yards and five touchdowns. Also added nine interceptions on defense.
• Born Derek Steven Hagan, Jr. on Sept. 21, 1984 in Northridge, Calif.

DEREK HAGAN'S GAME-BY-GAME

2006 Miami Dolphins — RECEIVING

Date		Opp.	W/L	P/S	No	Yds	Avg	Lg	TD
Sept 7	@	Pit	L	p	1	14	14.0	14	0
Sept 17		Buf	L	p	0	0	-	0	0
Sept 24		Ten	W	p	0	0	-	0	0
Oct 1	@	Hou	L	p	0	0	-	0	0
Oct 8	@	NE	L	p	1	17	17.0	17	0
Oct 15	@	NYJ	L	p	6	66	11.0	24	0
Oct 22		GB	L	p	5	53	10.6	17	1
Nov 5	@	Chi	W	p	1	7	7.0	7	0
Nov 12		KC	W	p	1	11	11.0	11	0
Nov 19		Min	W	p	1	7	7.0	7	0
Nov 23	@	Det	W	p	0	0	-	0	0
Dec 3		Jax	L	p	1	5	5.0	5	0
Dec 10		NE	W	p	0	0	-	0	0
Dec 17	@	Buf	L	p	0	0	-	0	0
Dec 25		NYJ	L	p	3	35	11.7	12	0
Dec 31	@	Ind	L	p	1	6	6.0	6	0
Totals			**6-10**	**16/0**	**21**	**221**	**10.5**	**24**	**1**

2007 Miami Dolphins — RECEIVING

Date		Opp.	W/L	P/S	No	Yds	Avg	Lg	TD
Sept 9	@	Was	L	P	0	0	-	0	0
Sept 16		Dal	L	p	2	33	16.5	21t	1
Sept 23	@	NYJ	L	p	1	9	9.0	9	0
Sept 30		Oak	L	p	0	0	-	0	0
Oct 7	@	Hou	L	p	0	0	-	0	0
Oct 14	@	Cle	L	p	3	30	10.0	15	0
Oct 21		NE	L	p	4	56	14.0	20	0
Oct 28	@	NYG	L	p	2	27	13.5	15	0
Nov 11		Buf	L	p	2	29	14.5	21	0
Nov 18	@	Phi	L	p	0	0	-	0	0
Nov 26	@	Pit	L	p	0	0	-	0	0
Dec 2		NYJ	L	p	2	14	7.0	9	0
Dec 9	@	Buf	L	S	8	93	11.6	21	0
Dec 16		Bal	W	p	3	38	12.7	21	0
Dec 23	@	NE	L	p	0	0	-	0	0
Dec 30		Cin	L	p	2	44	22.0	22t	1
Totals			**1-15**	**16/1**	**29**	**373**	**12.9**	**22t**	**2**

2008 Miami Dolphins/N.Y. Giants — RECEIVING

Date		Opp.	W/L	P/S	No	Yds	Avg	Lg	TD
Sept 7		NYJ	L	p	0	0	-	0	0
Sept 14	@	Ari	L	p	3	51	17.0	20	0
Sept 21	@	NE	W	p	0	0	-	0	0
Oct 5		SD	W	IA					
Oct 12	@	Hou	L	IA					
Oct 19		Bal	L	IA					
Oct 26		Buf	W	p	0	0	-	0	0
Nov 2	@	Den	W	IA					
				Released by the Dolphins on Nov. 5					
				Signed by the N.Y. Giants on Dec. 16					
Dec 21		Car	W	IA					
Dec 28		Min	L	IA					
Totals			**5-5**	**4/0**	**3**	**51**	**17.0**	**20**	**0**
Playoffs									
Jan 3		Phi	L	p	0	0	-	0	0
Totals			**0-1**	**1/0**	**0**	**0**	**-**	**0**	**0**

2009 N.Y. Giants — RECEIVING

Date		Opp.	W/L	P/S	No	Yds	Avg	Lg	TD
Sept 13		Was	W	p	0	0	-	0	0
Sept 20	@	Dal	W	p	1	12	12.0	12	0
Sept 27	@	TB	W	p	0	0	-	0	0
Oct 4	@	KC	W	p	0	0	-	0	0
Oct 11		Oak	W	p	1	7	7.0	7	0
Oct 18	@	NO	L	p	0	0	-	0	0
Oct 25		Ari	L	p	0	0	-	0	0
Nov 1	@	Phi	L	p	2	7	3.5	8	0
Nov 8		SD	L	p	0	0	-	0	0
Nov 22		Atl	W	p	0	0	-	0	0
Nov 26	@	Den	L	p	0	0	-	0	0
Dec 6		Dal	W	p	0	0	-	0	0
Dec 13		Phi	L	p	0	0	-	0	0
Dec 21	@	Was	W	p	1	23	23.0	23t	1
Dec 27		Car	L	p	1	21	21.0	21	0
Jan 3	@	Min	L	p	2	31	15.5	16	0
Totals			**8-8**	**16/0**	**8**	**101**	**12.6**	**23t**	**1**

2010 N.Y. Giants — RECEIVING

Date		Opp.	W/L	P/S	No	Yds	Avg	Lg	TD
Nov 21	@	Phi	L	p	3	10	3.3	5t	1
Nov 28		Jax	W	S	2	21	10.5	15	0
Dec 5		Was	W	S	7	65	9.3	17	0
Dec 13	@	Min	W	p	1	10	10.0	10	0
Dec 19		Phi	L	S	3	36	12.0	16	0
Dec 26	@	GB	L	p	2	11	5.5	8	0
Jan 2	@	Was	W	S	6	70	11.7	17	0
Totals			**4-3**	**7/4**	**24**	**223**	**9.3**	**17**	**1**

2011 Oakland Raiders/Buffalo Bills — RECEIVING

Date		Opp.	W/L	P/S	No	Yds	Avg	Lg	TD
Sept 12	@	Den	W	IA					
Sept 18	@	Buf	L	S	5	61	12.2	25	0
Sept 25		NYJ	W	S	1	13	13.0	13	0
Oct 2		NE	L	p	4	27	6.8	10	0
Oct 9	@	Hst	W	p	1	13	13.0	13	0
Oct 16		Cle	W	p	0	0	-	0	0
Oct 23		KC	L	p	0	0	-	0	0
				Released by the Raiders on Nov. 2					
				Signed by the Bills on Nov. 22					
Nov 27	@	NYJ	L	IA					
Dec 4		Ten	L	IA					
Dec 11	@	SD	L	p	2	28	14.0	17	0
Dec 18		Mia	L	p	2	12	6.0	10	1
Dec 24		Den	W	p	2	9	4.5	6	0
Jan 1	@	NE	L	S	7	89	12.7	29	0
Totals			**5-8**	**10/3**	**24**	**252**	**10.5**	**29**	**1**

2012 Oakland Raiders — RECEIVING

Date		Opp.	W/L	P/S	No	Yds	Avg	Lg	TD
Sept 10		SD	L	p	4	44	11.0	17	0
Sept 16	@	Mia	L	p	1	10	10.0	10	0
Sept 23		Pit	W	p	3	30	10.0	17	0
Sept 30	@	Den	L	S	2	18	9.0	10	0
Oct 14	@	Atl	L	p	4	85	21.3	38	0
Oct 21		Jax	W	p	0	0	-	0	0
Oct 28	@	KC	W	p	0	0	-	0	0
Nov 4		TB	L	p	1	6	6.0	6	0
Nov 11	@	Bal	L	p	2	24	12.0	14	0
Nov 18		NO	L	S	1	17	17.0	17	0
Nov 25	@	Cin	L	p	0	0	-	0	0
Dec 2		Cle	L	p	1	6	6.0	6	0
Dec 6		Den	L	IA					
Dec 12		KC	W	IA					
Dec 23	@	Car	L	p	1	19	19.0	19	0
Dec 30	@	SD	L	p	0	0	-	0	0
Totals			**4-12**	**14/2**	**20**	**259**	**13.0**	**38**	**0**

DEREK HAGAN'S NFL STATISTICS

REGULAR SEASON				RECEIVING					KICKOFF RETURNS				
Year	Team	GP	GS	No	Yds	Avg	Lg	TD	Att	Yds	Avg	Lg	TD
2006	Miami	16	0	21	221	10.5	24	1	0	0	-	0	0
2007	Miami	16	1	29	373	12.9	22t	2	2	25	12.5	14	0
2008	Miami	4	0	3	51	17.0	20	0	0	0	-	0	0
2009	N.Y. Giants	16	0	8	101	12.6	23t	1	0	0	-	0	0
2010	N.Y. Giants	7	4	24	223	9.3	17	1	0	0	-	0	0
2011	OAK/BUF	10	3	24	252	10.5	29	1	0	0	-	0	0
2012	Oakland	14	2	20	259	13.0	38	0	0	0	-	0	0
NFL Totals		**83**	**10**	**129**	**1,480**	**11.5**	**38**	**6**	**2**	**25**	**12.5**	**14**	**0**

PLAYOFFS				RECEIVING					RUSHING				
Year	Team	GP	GS	No	Yds	Avg	Lg	TD	Att	Yds	Avg	Lg	TD
2008	N.Y. Giants	1	0	0	0	-	0	0	0	0	-	0	0
Playoff Totals		**1**	**0**	**0**	**0**	**-**	**0**	**0**	**0**	**0**	**-**	**0**	**0**

Single-Game Highs

Receptions - 8 at Buffalo (12/9/07)
Receiving yards - 93 at Buffalo (12/9/07)
Long Reception - 38 at Atlanta (10/14/12)
Touchdowns - 1 (Six times, last vs. Miami 12/18/11)

Additional Statistics

Special Teams Tackles - 4 (2006), 4 (2007), 11 (2009), 2 (2010), 1 (2011)
Special Teams Fumble Recovery - 1 (2007)
Special Teams Forced Fumble - 1 (2007)

94

Sammie Hill

DEFENSIVE TACKLE • 6'4" • 328 lbs • COLLEGE: STILLMAN
ACQUIRED: UNRESTRICTED FREE AGENT (DET) - 2013
NFL EXP. (NFL/TITANS): 6/2 • HOMETOWN: WEST BLOCTON, ALA.
GAMES PLAYED/GAMES STARTED: 72/28 (PLAYOFFS: 1/0)

PRO: Sammie Hill was a priority free agent target during the 2013 offseason for a Titans defense that was looking to get bigger in the trenches and improve against the run. The 6-foot-4-inch, 329-pounder is a good athlete with outstanding size and long arms that will provide a large presence on the Titans' defensive front. The Stillman product is quick and agile, but also is stout at the point of attack. He arrived in Tennessee after playing the first four seasons of his career as a member of the Detroit Lions.

CAREER HIGHLIGHTS:
• In his first season with the Titans in 2013, Hill saw action in 13 games with 10 starts at defensive tackle and tallied career-highs with 40 tackles and seven passes defensed.
• In 2011, appeared in all 16 games for the first time in his career and registered 24 tackles, 1.5 sacks, a forced fumble and a fumble recovery.
• In 2010, saw action in 15 games and recorded a career-high 30 tackles, 2.5 sacks for 18 yards and a fumble recovery.
• In his first pro season in 2009, Hill played 13 games with 12 starts at defensive tackle. The fourth-round pick earned one of the team's starting defensive tackle positions to start his rookie campaign.

TITANS TIDBITS:
• At Stillman, Hill and two college teammates were heroic in their efforts to save a man from a burning house. The three Stillman players were driving by a house when they noticed a distressed woman who needed help. She told Hill and his teammates that her father was inside and they proceeded to rescue him from the burning building.
• In the offseason, Hill likes to go home to visit family and friends. By joining the Titans, he is now just a short three-hour ride from his hometown of West Blocton, Ala.
• Hill is a big collector of hats and shoes. His favorite hat is his St. Louis Cardinals hat, and his favorite shoe is the Nike Air Force One.

CAREER TRANSACTIONS:
• The West Blocton, Ala., native was originally selected by the Detroit Lions in the fourth round (115th overall) of the 2009 NFL Draft.
• Signed by the Titans as an unrestricted free agent on March 14, 2013.

SEASON RECAPS:
2013 (13/10 - Tennessee): Played in 13 games with 10 starts at defensive tackle in his first season with the Titans. Tallied career-highs with 40 tackles and seven passes defensed. Also posted a quarterback pressure and a fumble recovery. Was inactive for three games because of injury. Registered a career-high six tackles at St. Louis (11/3/13) and at Oakland (11/24/13). Tied for the team lead in passes defensed once in 2013 (vs. JAX).
• At Pittsburgh (9/8), started at defensive tackle in his Titans debut and tallied two tackles, a quarterback pressure and a pass defensed. Batted down a pass at the line of scrimmage that was intended for Antonio Brown in the second quarter.
• At Houston (9/15), played as a reserve at defensive tackle and compiled a tackle before leaving the game with an injury early in the second quarter.
• At St. Louis (11/3), started at defensive tackle and collected a career-best six tackles. Stuffed Zac Stacy for no gain on a rush off right guard in the first quarter.
• Against Jacksonville (11/10), started at defensive tackle and notched two tackles and a pass defensed. Teamed with Derrick Morgan to stuff Maurice Jones-Drew for a two-yard loss on a carry off left tackle in the second quarter. Batted down a pass intended for Mike Brown late in the fourth quarter.
• At Oakland (11/24), started at defensive tackle and tied a career-high with six tackles and a pass defensed. Forced the Raiders to settle for a field goal by batting down a third-and-three pass intended for Rod Streater late in the second quarter.
• At Indianapolis (12/1), started at defensive tackle and amassed four tackles and a pass defensed. Batted down a pass at the line of scrimmage that was intended for LaVon Brazill in the final stanza.
• At Denver (12/8), started at defensive tackle and totaled four tackles. Stonewalled Montee Ball for no gain on a rush off right guard in the third stanza.
• Against Arizona (12/15), started at defensive tackle and compiled four tackles and a pass defensed. Stuffed Jake Ballard for no gain on a short pass on the first play from scrimmage. Halted Andre Ellington for no gain on a rush off right tackle in the opening quarter. Tipped a pass intended for Larry Fitzgerald in the second quarter. Combined with Jurrell Casey to stuff Rashad Mendenhall for no gain on a rush up the middle in the third quarter.
• Against Houston (12/29), started at defensive tackle and tallied three tackles, a fumble recovery and a pass defensed. Pounced on Matt Schaub botched snap fumble early in the fourth quarter.

2012 (15/3 – Detroit): Played in 15 games with three starts and registered 15 tackles and three passes defensed. Member of a deep defensive line and defensive tackle position. Earned three starts with injuries to Corey Williams and Nick Fairley. Was placed on injured reserve on Dec. 29, 2012.
• Against St. Louis (9/9), contributed two solo tackles in the Lions' 27-23 season home opener win. Part of a defensive line effort that tallied four sacks total in the game and held Rams running back Steven Jackson to only 53 yards rushing.
• At Tennessee (9/23), recorded his first career pass defensed in the Lions' 44-41 (OT) loss.
• At Jacksonville (11/4), had two solo tackles in the Lions' 31-14 win in Week 9. The Lions defensive line limited the Jaguars to only 64 yards on the ground, Detroit's lowest total of the season.
• At Minnesota (11/11), had a season-high four tackles (one solo).
• Against Indianapolis (12/2), recorded his second career pass defensed and had one solo tackle.

2011 (16/3, 1/0 – Detroit): Served as a significant contributor at defensive tackle on the team's stout defensive line rotation. Played in all 16 games with three starts and had 24 tackles, 1.5 sacks, a forced fumble and a fumble recovery.
• Against San Francisco (10/16), recorded a season-high four tackles (2 solo).
• Against Carolina (11/20), pressured quarterback Cam Newton in the first quarter to cause an inaccurate throw that resulted in an Eric Wright interception.
• At New Orleans (12/4), registered a half sack to go along with three tackles.
• Against Minnesota (12/11), posted two tackles and a fumble recovery.
• At Green Bay (1/1), started in season finale and tied a season-high four tackles and recorded his first full sack of the season for two yards.

2010 (15/0 – Detroit): Completed second season and was a significant contributor as a backup defensive tackle on the team's stout defensive line rotation. Played in 15 games and recorded a career-high 30 tackles (21 solo). Notched 2.5 sacks for 18 yards and a fumble recovery. Was inactive for one game.

• At Chicago (9/12), recorded first career sack for a loss of eight yards in season opener. Also added a tackle for loss, two quarterback hurries and a fumble recovery.
• Against Philadelphia (9/19), recorded a half sack for a loss of two yards and a tackle. Was injured in the first quarter, but returned back to the lineup.
• At N.Y. Giants (10/17), posted a season-high three tackles (2 solo).
• At Tampa Bay (12/19), recorded a sack for a loss of eight yards, along with three solo tackles in the team's win.

2009 (13/12 – Detroit): Played in 13 games with 12 starts and recorded 26 tackles and two fumble recoveries during his rookie season. Was one of four rookie starters in season opener: quarterback Matthew Stafford, tight end Brandon Pettigrew and safety Louis Delmas. Was inactive for three games.
• At New Orleans (9/13), was one of four rookies to start in season opener and recorded two tackles (one solo).
• Against Washington (9/27), part of defensive line unit that held the Redskins to 65 rushing yards and zero rushing yards in the first half.
• At Minnesota (11/15), recorded two tackles for the third week in a row and notched his first career fumble recovery.
• Against Cleveland (11/22), set a career-high with five tackles (three solo).
• At San Francisco (12/27), made one solo tackle and recovered a fumble.

COLLEGE:
• Was a four-year starter at Stillman where he set the school record with 44.5 tackles for loss.
• During his freshman and sophomore seasons, he played defensive tackle and then moved to defensive end for his final two seasons at Stillman. Named first-team All-SIAC in 2007 and 2008.
• As a senior (2008), earned first-team All-SIAC honors. Played in 11 games and registered career highs with 59 tackles for loss, 15.5 sacks and 7.5 sacks. Also scored on a two-point pass play and knocked down seven passes and recorded three fumble recoveries.
• As a junior (2007), was moved to defensive end by new head coach Greg Thompson. Was a first-team All-SIAC selection after collecting 52 tackles, 4.5 sacks and 14 tackles for loss. Also caused four fumbles. Took an interception back 38 yards for a touchdown after dropping back into coverage as a giant middle linebacker.
• As a sophomore (2006), he played in 10 games and garnered 41 tackles, two sacks and nine tackles for loss.
• As a redshirt freshman (2005), made a splash with 39 tackles, 3.5 sacks and six tackles for loss in the nine games he played. Also caught a pass as a tight end for a 16-yard touchdown.
• Majored in health and secondary education at Stillman.

PERSONAL:
• Single and splits time between Nashville and West Blocton, Ala.
• Graduated from West Blocton (Ala.) High School where he was selected All-Conference and All-Area.
• Was a versatile player as a prepster, playing both offensive and defensive line along with tight end, linebacker and even place kicker.
• Was recruited by some schools to play basketball, and he was a catcher on the school's baseball team.
• List of favorites: (movie) All Denzel Washington movies; (TV show) reality shows; (music artist) Young Jeezy; (school subject) math; (video game) Madden and NBA2K; (food) chicken; (sports heroes) Reggie White and Shaquille O'Neal; and (sports team as a child) New York Yankees.
• Born Sammie Lee Hill on Nov. 8, 1986 in West Blocton, Ala.

SAMMIE HILL'S GAME-BY-GAME

2009 Detroit Lions

Date	Opp	W/L	P/S	Tot	Solo	Asst	Sk	- Yds	QBP	TFL	Int	- Yds	-TD	PD	FF	FR	- Yds	SpT
Sept 13	@ NO	L	S	2	1	1	0.0	0.0	NA	NA	0	0	0	0	0	0	0	0
Sept 20	Min	L	S	0	0	0	0.0	0.0	NA	NA	0	0	0	0	0	0	0	0
Sept 27	Was	W	S	1	1	0	0.0	0.0	NA	NA	0	0	0	0	0	0	0	0
Oct 4	@ Chi	L	IA															
Oct 11	Pit	L	IA															
Oct 18	@ GB	L	IA															
Nov 1	StL	L	S	2	2	0	0.0	0.0	NA	NA	0	0	0	0	0	0	0	0
Nov 8	@ Sea	L	p	2	2	0	0.0	0.0	NA	NA	0	0	0	0	0	0	0	0
Nov 15	@ Min	L	S	2	1	1	0.0	0.0	NA	NA	0	0	0	0	0	1	0	0
Nov 22	Cle	W	S	5	3	2	0.0	0.0	NA	NA	0	0	0	0	0	0	0	0
Nov 26	GB	L	S	2	0	2	0.0	0.0	NA	NA	0	0	0	0	0	0	0	0
Dec 6	@ Cin	L	S	5	0	5	0.0	0.0	NA	NA	0	0	0	0	0	0	0	0
Dec 13	@ Bal	L	S	2	1	1	0.0	0.0	NA	NA	0	0	0	0	0	0	0	0
Dec 20	Ari	L	S	1	1	0	0.0	0.0	NA	NA	0	0	0	0	0	0	0	0
Dec 27	@ SF	L	S	1	1	0	0.0	0.0	NA	NA	0	0	0	0	0	1	0	0
Jan 3	Chi	L	S	1	1	0	0.0	0.0	NA	NA	0	0	0	0	0	0	0	0
Totals		**2-14**	**13/12**	**26**	**14**	**12**	**0.0**	**0.0**	**NA**	**NA**	**0**	**0**	**0**	**0**	**0**	**2**	**0**	**0**

2010 Detroit Lions

Date	Opp	W/L	P/S	Tot	Solo	Asst	Sk	- Yds	QBP	TFL	Int	- Yds	-TD	PD	FF	FR	- Yds	SpT
Sept 12	@ Chi	L	p	1	1	0	1.0	8.0	NA	NA	0	0	0	0	0	1	0	0
Sept 19	Phi	L	p	1	0	1	0.5	2.0	NA	NA	0	0	0	0	0	0	0	0
Sept 26	@ Min	L	p	1	1	0	0.0	0.0	NA	NA	0	0	0	0	0	0	0	0
Oct 3	@ GB	L	IA															
Oct 10	StL	W	p	2	1	1	0.0	0.0	NA	NA	0	0	0	0	0	0	0	0
Oct 17	@ NYG	L	p	3	2	1	0.0	0.0	NA	NA	0	0	0	0	0	0	0	0
Oct 31	Was	W	p	1	1	0	0.0	0.0	NA	NA	0	0	0	0	0	0	0	0
Nov 7	NYJ	L	p	1	1	0	0.0	0.0	NA	NA	0	0	0	0	0	0	0	0
Nov 14	@ Buf	L	p	3	1	2	0.0	0.0	NA	NA	0	0	0	0	0	0	0	0
Nov 21	@ Dal	L	p	2	2	0	0.0	0.0	NA	NA	0	0	0	0	0	0	0	0
Nov 25	NE	L	p	2	2	0	0.0	0.0	NA	NA	0	0	0	0	0	0	0	0
Dec 5	Chi	L	p	2	1	1	0.0	0.0	NA	NA	0	0	0	0	0	0	0	0
Dec 12	GB	W	p	4	2	2	0.0	0.0	NA	NA	0	0	0	0	0	0	0	0
Dec 19	@ TB	W	p	3	3	0	1.0	8.0	NA	NA	0	0	0	0	0	0	0	0
Dec 26	@ Mia	W	p	3	2	1	0.0	0.0	NA	NA	0	0	0	0	0	0	0	0
Jan 2	Min	W	p	1	1	0	0.0	0.0	NA	NA	0	0	0	0	0	0	0	0
Totals		**6-10**	**15/0**	**30**	**21**	**9**	**2.5**	**18.0**	**NA**	**NA**	**0**	**0**	**0**	**0**	**0**	**1**	**0**	**0**

2011 Detroit Lions

Date	Opp	W/L	P/S	Tot	Solo	Asst	Sk	- Yds	QBP	TFL	Int	- Yds	-TD	PD	FF	FR	- Yds	SpT
Sept 11	@ TB	W	p	0	0	0	0.0	0.0	NA	NA	0	0	0	0	0	0	0	0
Sept 18	KC	W	p	0	0	0	0.0	0.0	NA	NA	0	0	0	0	0	0	0	0
Sept 25	@ Min	W	p	2	1	1	0.0	0.0	NA	NA	0	0	0	0	0	0	0	0
Oct 2	@ Dal	W	p	0	0	0	0.0	0.0	NA	NA	0	0	0	0	0	0	0	0
Oct 9	Chi	W	p	0	0	0	0.0	0.0	NA	NA	0	0	0	0	0	0	0	0
Oct 16	SF	L	p	4	2	2	0.0	0.0	NA	NA	0	0	0	0	0	0	0	0
Oct 23	Atl	L	p	1	0	1	0.0	0.0	NA	NA	0	0	0	0	0	0	0	0
Oct 30	@ Den	W	p	2	2	0	0.0	0.0	NA	NA	0	0	0	0	0	0	0	0
Nov 13	@ Chi	L	p	2	2	0	0.0	0.0	NA	NA	0	0	0	0	0	1	0	0
Nov 20	Car	W	p	0	0	0	0.0	0.0	NA	NA	0	0	0	0	0	0	0	0
Nov 24	GB	L	p	3	1	2	0.0	0.0	NA	NA	0	0	0	0	0	0	0	0
Dec 4	@ NO	L	S	3	1	2	0.5	1.5	NA	NA	0	0	0	0	0	0	0	0
Dec 11	Min	W	S	2	2	0	0.0	0.0	NA	NA	0	0	0	0	0	1	0	0
Dec 18	@ Oak	W	p	0	0	0	0.0	0.0	NA	NA	0	0	0	0	0	0	0	0
Dec 24	SD	W	p	1	0	1	0.0	0.0	NA	NA	0	0	0	0	0	0	0	0
Jan 1	@ GB	L	S	4	2	2	1.0	2.0	NA	NA	0	0	0	0	0	1	0	0
Totals		**10-6**	**16/3**	**24**	**13**	**11**	**1.5**	**3.5**	**NA**	**NA**	**0**	**0**	**0**	**0**	**1**	**1**	**0**	**0**

2012 Detroit Lions

Date	Opp	W/L	P/S	Tot	Solo	Asst	Sk	- Yds	QBP	TFL	Int	- Yds	-TD	PD	FF	FR	- Yds	SpT
Sept 9	StL	W	p	2	2	0	0.0	0.0	NA	NA	0	0	0	0	0	0	0	0
Sept 16	@ SF	L	p	0	0	0	0.0	0.0	NA	NA	0	0	0	0	0	0	0	0
Sept 23	@ TEN	L	p	0	0	0	0.0	0.0	NA	NA	0	0	0	1	0	0	0	0
Sept 30	Min	L	S	1	0	1	0.0	0.0	NA	NA	0	0	0	0	0	0	0	0
Oct 14	@ Phi	W	p	0	0	0	0.0	0.0	NA	NA	0	0	0	0	0	0	0	0
Oct 22	@ Chi	L	p	0	0	0	0.0	0.0	NA	NA	0	0	0	0	0	0	0	0
Oct 28	Sea	W	p	0	0	0	0.0	0.0	NA	NA	0	0	0	0	0	0	0	0
Nov 4	@ Jax	W	p	2	2	0	0.0	0.0	NA	NA	0	0	0	0	0	0	0	0
Nov 11	@ Min	L	p	4	1	3	0.0	0.0	NA	NA	0	0	0	0	0	0	0	0
Nov 18	GB	L	p	1	1	0	0.0	0.0	NA	NA	0	0	0	0	0	0	0	0
Nov 22	Hou	L	p	1	0	1	0.0	0.0	NA	NA	0	0	0	0	0	0	0	0
Dec 2	Ind	L	p	1	1	0	0.0	0.0	NA	NA	0	0	0	1	0	0	0	0
Dec 9	@ GB	L	p	0	0	0	0.0	0.0	NA	NA	0	0	0	0	0	0	0	0
Dec 16	@ Ari	L	S	1	1	0	0.0	0.0	NA	NA	0	0	0	1	0	0	0	0
Dec 22	Atl	L	S	2	1	1	0.0	0.0	NA	NA	0	0	0	0	0	0	0	0
Dec 30	Chi	L		Placed on injured reserve on Dec. 29, 2012														
Totals		**4-12**	**15/3**	**15**	**9**	**6**	**0.0**	**0.0**	**NA**	**NA**	**0**	**0**	**0**	**3**	**0**	**0**	**0**	**0**

2013 Tennessee Titans

Date	Opp	W/L	P/S	Tot	Solo	Asst	Sk	- Yds	QBP	TFL	Int	- Yds	-TD	PD	FF	FR	- Yds	SpT
Sept 8	@ Pit	W	S	2	1	1	0.0	0.0	1	0	0	0	0	1	0	0	0	0
Sept 15	@ Hou	L	p	1	1	0	0.0	0.0	0	0	0	0	0	0	0	0	0	0
Sept 22	SD	W	IA															
Sept 29	NYJ	W	IA															
Oct 6	KC	L	IA															
Oct 13	@ Sea	L	p	0	0	0	0.0	0.0	0	0	0	0	0	0	0	0	0	0
Oct 20	SF	L	p	4	1	3	0.0	0.0	0	0	0	0	0	0	0	0	0	0
Nov 3	@ StL	W	S	6	4	2	0.0	0.0	0	0	0	0	0	0	0	0	0	0
Nov 10	Jax	L	S	2	2	0	0.0	0.0	0	0	0	0	0	1	0	0	0	0
Nov 14	Ind	L	S	2	1	1	0.0	0.0	0	0	0	0	0	1	0	0	0	0
Nov 24	@ Oak	W	S	6	5	1	0.0	0.0	0	0	0	0	0	1	0	0	0	0
Dec 1	@ Ind	L	S	4	3	1	0.0	0.0	0	0	0	0	0	1	0	0	0	0
Dec 8	@ Den	L	S	4	2	2	0.0	0.0	0	0	0	0	0	0	0	0	0	0
Dec 15	Ari	L	S	4	3	1	0.0	0.0	0	0	0	0	0	1	0	0	0	0
Dec 22	@ Jax	W	S	2	1	1	0.0	0.0	0	0	0	0	0	0	0	0	0	0
Dec 29	Hou	W	S	3	2	1	0.0	0.0	0	0	0	0	0	1	0	1	0	0
Totals		**7-9**	**13/10**	**40**	**26**	**14**	**0.0**	**0.0**	**1**	**0**	**0**	**0**	**0**	**7**	**0**	**1**	**0**	**0**

SAMMIE HILL'S NFL STATISTICS

REGULAR SEASON				TACKLES							INTERCEPTIONS					FUMBLES			
Year	Team	GP	GS	Tot	Solo	Asst	Sk	Yds	QBP	TFL	No	Yds	Lg	TD	PD	FF	FR	Yds	SpT
2009	Detroit	13	12	26	14	12	0.0	0.0	NA	NA	0	0	0	0	0	0	2	0	0
2010	Detroit	15	0	30	21	9	2.5	18.0	NA	NA	0	0	0	0	0	0	1	0	0
2011	Detroit	16	3	24	13	11	1.5	3.5	NA	NA	0	0	0	0	0	1	1	0	0
2012	Detroit	15	3	15	9	6	0.0	0.0	NA	NA	0	0	0	0	3	0	0	0	0
2013	Tennessee	13	10	40	26	14	0.0	0.0	1	0	0	0	0	0	7	0	1	0	0
NFL Totals		**72**	**28**	**135**	**83**	**52**	**4.0**	**21.5**	**1**	**0**	**0**	**0**	**0**	**0**	**10**	**1**	**5**	**0**	**0**

POSTSEASON				TACKLES							INTERCEPTIONS					FUMBLES			
Year	Team	GP	GS	Tot	Solo	Asst	Sk	Yds	QBP	TFL	No	Yds	Lg	TD	PD	FF	FR	Yds	SpT
2011	Detroit	1	0	1	1	0	0.0	0.0	NA	NA	0	0	0	0	0	0	0	0	0
NFL Totals		**1**	**0**	**1**	**1**	**0**	**0.0**	**0.0**	**NA**	**NA**	**0**	**0**	**0**	**0**	**0**	**0**	**0**	**0**	**0**

Single-Game Highs

Tackles - 6 (Twice, last at Oakland 11/24/13)
Sacks - 1 (Three times, last at Green Bay 1/1/12)
Fumble Recoveries - 1 (Five times, last vs. Houston 12/29/13)
Forced Fumble - 1 at Green Bay (1/1/12)
Passes Defensed - 1 (10 times, last vs. Houston 12/29/13)

Playoff Single-Game Highs

Tackles - 1 at New Orleans (1/7/12)

47

David Hinds

LINEBACKER • 6'0" • 235 lbs • COLLEGE: FLORIDA ATLANTIC
ACQUIRED: FREE AGENT - 2014 • NFL EXPERIENCE: 1/1
HOMETOWN: MIAMI, FLA.
GAMES PLAYED/GAMES STARTED: 0/0 (PLAYOFFS: 0/0)

PRO: David Hinds was originally signed as a rookie free agent by the Miami Dolphins following a three-day tryout with the team during their 2013 rookie minicamp. The 6-foot, 235-pounder spent training camp with the Dolphins before being released on the final cutdown. The Florida Atlantic product was signed by the Titans in the offseason to provide depth at the linebacker spot and on special teams coverage units.

TITANS TIDBITS:
• Forced off the football field because of grades in high school, Hinds enrolled in summer school before his junior year to start boosting his GPA and hopefully get back to doing something he loved. A little more than a year later, Hinds was on the field and able to salvage one year of football at Edison High School. The hard work on and off the gridiron was enough to earn him a scholarship to Florida Atlantic.

CAREER TRANSACTIONS:
• The Miami, Fla., native was originally signed by the Miami Dolphins as an undrafted free agent on May 5, 2013 after trying out for team during rookie mini-camp.
• Waived by the Dolphins on Aug. 27, 2013.
• Signed by the Titans to a future contract on Jan. 8, 2014.

COLLEGE:
• Was a four-year letterman (2009-12) at Florida Atlantic and recorded career totals of 238 tackles, four sacks, three forced fumbles and two fumble recoveries.
• Started all 12 games as a senior in 2012 and recorded 80 tackles, 6.5 tackles for loss, one sack, two fumbles forced, two fumble recoveries and one pass defensed.
• Started all 12 games as a junior in 2011 and led the squad with 110 tackles. Recorded double-digit tackles in four games.
• Played in 11 games as a sophomore in 2010 and recorded at least one tackle in 10 games.
• Played in 10 games as a freshman in 2009. Recorded a season-high 12 tackles and a sack against Arkansas State.
• Majored in criminal justice at Florida Atlantic.

PERSONAL:
• Attended Edison (Miami, Fla.) High School. Played just his senior season on the football team and tallied 107 tackles, three sacks, four interceptions, two forced fumbles, one recovery and scored once.
• Was a three-sport athlete playing football, basketball and track.
• Born David Hinds on Feb. 25, 1990 in Kingston, Jamaica.

69

Tyler Horn

GUARD/CENTER • 6'4" • 305 lbs • COLLEGE: MIAMI (FLA.)
ACQUIRED: FREE AGENT - 2013
NFL EXP. (NFL/TITANS): 1/1 • HOMETOWN: MEMPHIS, TENN.
GAMES PLAYED/GAMES STARTED: 0/0 (PLAYOFFS: 0/0)

PRO: A first-year offensive lineman, Tyler Horn rejoined the Titans during the 2013 campaign for a second stint on the practice squad, where he spent the final five weeks of the season. He was re-signed to a future contract at the conclusion of 2013. He previously spent more than half of the 2012 campaign on the Titans practice squad. The former University of Miami standout initially entered the NFL in 2012 as an undrafted free agent with the Atlanta Falcons and has also spent time with the Houston Texans.

TITANS TIDBITS:
• Horn is a native of Memphis, Tenn. He attended Memphis University School and helped the Owls to back-to-back high school state championships during his sophomore and junior seasons.

CAREER TRANSACTIONS:
• The native of Memphis, Tenn., was signed by the Atlanta Falcons as a rookie free agent on April 30, 2012.
• Waived by the Falcons on Aug. 31, 2012.
• Signed to the Titans practice squad on Oct. 23, 2012.
• Signed by the Houston Texans on May 15, 2013 and waived on Aug. 31, 2013.
• Signed by the Titans to the practice squad on Nov. 27, 2013.
• Re-signed by the Titans on Dec. 31, 2013.

SEASON RECAPS:
2013 (0/0 - Tennessee): Spent the final five games with the Titans on the practice squad.

2012 (0/0 - Tennessee): Spent the final nine games with the Titans on the practice squad.

COLLEGE:
• Started his final 25 games at center for Miami and played in 34 total games during his career.
• As a senior (2011), named a second-team All-ACC selection and team captain after starting at center in all 12 games. Blocked for running back Lamar Miller, who rushed for 1,335 yards and nine touchdowns while averaging 5.6 yards per carry.
• Anchored an offensive line that allowed the Hurricanes to average 145.7 rushing yards per game and 4.4 yards per carry in 2011.
• As a junior (2010), started all 13 games at center.
• Played in seven games as a sophomore (2009) and two games as a redshirt freshman (2008).
• Received his degree in business management with a double major in English literature.

PERSONAL:
• Prepped at Memphis (Tenn.) University School and helped his high school team win back-to-back state championships during his sophomore and junior seasons.
• Voted Team MVP after his senior season in 2006 as an offensive tackle.
• Also played varsity basketball as a junior.
• List of favorites: (TV show) "Futurama"; (book) "To Kill a Mockingbird"; (food) pizza; and (favorite sports team other than the Titans) Memphis Grizzlies.
• Born James Tyler Horn on March 1, 1989 in Memphis, Tenn.

TYLER HORN'S NFL STATISTICS

REGULAR SEASON

Year	Team	GP	GS
2012	Tennessee	Practice Squad	
2013	Tennessee	Practice Squad	
NFL Totals		**0**	**0**

28

Marqueston Huff

DEFENSIVE BACK • 5'11" • 196 lbs • COLLEGE: WYOMING
ACQUIRED: 4TH ROUND - 2014 • NFL EXPERIENCE: ROOKIE
HOMETOWN: TEXARKANA, TEXAS
GAMES PLAYED/GAMES STARTED: 0/0 (PLAYOFFS: 0/0)

PRO: The Titans used their second of two fourth-round picks in the 2014 NFL Draft on the versatile Marqueston Huff (pronounced mar-QUEST-un). The 5-foot-11-inch, 196-pounder played cornerback for Wyoming for his first three seasons before moving to free safety for his senior campaign. At the 2014 NFL Scouting Combine, he ran a 4.49-second 40-yard dash. Huff will have a chance to contribute immediately on special teams and will add depth in the secondary.

CAREER HIGHLIGHTS:
• As a senior at Wyoming, Huff's first season at safety, he was named second-team All-Conference after leading Mountain West defensive backs with 127 tackles.
• As a sophomore cornerback, Huff set career highs with three interceptions and three forced fumbles. He scored two touchdowns on fumble returns.

TITANS TIDBITS:
• Despite his many accomplishments in college, Huff says a special teams play stands out above all else as the most memorable. In his first college game, he helped preserve a Wyoming victory over Southern Utah by downing a punt on the two-yard line with a minute remaining in the fourth quarter.
• His wife, Sherelle, is in the Air Force Reserves.
• He overcame difficult circumstances as a child, thanks in large part to his aunt and uncle, Rhonda and Richard Carson, who took their nephew in when he was in the second grade.
• Huff is good friends with 49ers running back LaMichael James, who grew up in the same neighborhood in Texarkana.

CAREER TRANSACTIONS:
• The Texarkana, Texas, native was selected by the Titans in the fourth round (122nd overall) of the 2014 NFL Draft.

COLLEGE:
• In a four-year career at Wyoming, Huff started 35 of 49 career games, playing his first three seasons at cornerback and his final season at free safety. He ended his Wyoming career with six interceptions, tying him for 11th in school history. His career totals also included 249 total tackles, seven tackles for loss, three forced fumbles, six fumble recoveries and 16 passes defensed.

AS A SENIOR (2013), he transitioned to free safety and earned second-team All-Mountain West Conference honors in voting by conference head coaches and media. He was voted one of four team captains. He led all Mountain West defensive backs with 127 total tackles and also registered three tackles for loss, one forced fumble, two fumble recoveries, two interceptions, six passes defensed and a blocked field goal. His tackle tally also ranked third in the Mountain West and ninth in the nation (10.6 per game).
• At Nebraska (8/31), earned Mountain West Conference Defensive Player of the Week honors for his performance in the season opener. Credited with 18 tackles, one forced fumble, one fumble recovery and one pass defensed.
• At Texas State (9/28), recorded 11 tackles and an interception.
• Against Colorado State (10/19), notched seven tackles and an interception.
• At Utah State (11/30), in his final regular-season game as a Cowboy, credited with 20 tackles, tying him for the third best single-game performance in Cowboy history.

AS A JUNIOR (2012), he finished fifth on the team with 57 tackles and was second on the team with seven pass breakups. Added 1.5 tackles for loss, a blocked extra point, and played a part in three turnovers—one fumble recovery and two forced fumbles. Named the team's Defensive Back of the Year and also received the Hammer Award for the most number of big hits throughout the season.
• At UNLV (11/17), his forced fumble at the UW one-yard line saved a touchdown in the third quarter of a game Wyoming won 28-23. Named the MW Defensive Player of the Week for his performance.
• At Idaho (9/22), posted a season-high 10 tackles.

AS A SOPHOMORE (2011), he played in 13 games in his first year as a full-time starter at cornerback and led the team with six total takeaways. Posted 47 tackles, 2.5 tackles for loss, three fumble recoveries, three interceptions and two passes defensed. He was responsible for both of Wyoming's two defensive scores on fumble returns of eight and 48 yards.
• At Bowling Green (9/17), his eight-yard fumble return for a touchdown was a turning point in the Cowboys' close win over Bowling Green.
• At Air Force (11/12), helped seal the win with a 48-yard fumble return touchdown with just 25 seconds left in the game.
• At Colorado State (12/3), recorded a touchdown-saving interception in the end zone.

AS A FRESHMAN (2010), appeared in all 12 games and finished with 18 tackles, one interception and one pass breakup. Played as a nickel back and on special teams. Totaled 18 tackles and an interception.
• Against Utah (10/16), recorded his first career interception to go with two tackles.
• Majored in communications.

PERSONAL:
• Married to Sherelle, the couple splits time between Nashville and Texarkana, Texas. Has a daughter, Samari.
• Attended Liberty-Eylau (Texarkana, Texas) High School, where he was a two-time team captain and was named All-Northeast Texas and All-District as a senior.
• Intercepted three passes, was credited with 85 tackles, forced three fumbles, recovered one fumble and blocked one punt during his senior season.
• As a junior, received All-District honors in football after he intercepted two passes, made 53 tackles, forced one fumble and blocked two field goals.
• Also named All-State in track and field as a sprinter and high jumper as a junior.
• During his time in Laramie, Wyo., he worked extensively with children at Cathedral Home for Children.
• List of favorites: (movie) "The Lion King"; (TV show) "Love and Hip Hop"; (actor) Jamie Foxx; (music artists) Lil Boosie and Yo Gotti; (video game) NBA 2K; (school subject) Math and P.E.; (car) 1996 Chevy Impala; and (food) soul food and southern cooking.
• Born Marqueston Devonte Huff on April 6, 1992 in Salinas, Calif.

MARQUESTON HUFF'S COLLEGE STATISTICS

REGULAR SEASON		TACKLES								INTERCEPTIONS					FUMBLES		
Year	Team	GP	GS	Tot	Solo	Asst	Sk	Yds	TFL	No	Yds	Lg	TD	PD	FF	FR	Yds
2010	Wyoming	12	0	18	9	9	0.0	0	0.0	1	0	0	0	1	0	0	0
2011	Wyoming	13	13	47	27	20	0.0	0	2.5	3	5	5	0	2	0	3	56
2012	Wyoming	12	10	57	30	27	0.0	0	1.5	0	0	-	0	7	2	1	0
2013	Wyoming	12	12	127	74	53	0.0	0	3.0	2	0	0	0	6	1	2	0
College Totals		**49**	**35**	**249**	**140**	**109**	**0.0**	**0**	**7.0**	**6**	**5**	**5**	**0**	**16**	**3**	**6**	**56**

Single-Game Highs

Tackles - 20 at Utah State (11/30/13)

Interceptions - 1 (five times, last vs. Colorado State, 10/19/13)

Passes Defensed - 3 (twice, last vs. Northern Colorado, 9/14/13)

15

Justin Hunter

WIDE RECEIVER • 6'4" • 203 lbs • COLLEGE: TENNESSEE
ACQUIRED: 2ND ROUND - 2013 • NFL EXPERIENCE: 2/2
HOMETOWN: VIRGINIA BEACH, VA.
GAMES PLAYED/GAMES STARTED: 14/0 (PLAYOFFS: 0/0)

PRO: Justin Hunter adds big-play potential to a talented corps of wide receivers that also includes veterans Nate Washington and Kendall Wright. The Titans coveted the University of Tennessee product in the second round of the 2013 NFL Draft and traded up to acquire him. His speed (4.40-second 40-yard dash), leaping ability (39½-inch vertical jump, 10-foot-7-inch broad jump) and receiving radius (6-feet 4-inches tall, 78-inch wingspan) provide quarterbacks an inviting target that is difficult for defenders to cover. He averaged 19.7 yards per reception and scored four touchdowns during his rookie campaign.

CAREER HIGHLIGHTS:

• As a rookie in 2013, Hunter totaled 18 receptions for 354 yards and four touchdowns. His four touchdown receptions tied Kendall Wright (2012) and Tyrone Calico (2003) for the most by a franchise rookie since Chris Sanders' nine in 1995.
• Hunter scored touchdowns on his first two career NFL receptions. He caught a game-winning, 34-yard touchdown pass against San Diego on Sept. 22, 2013, and he next hauled in a 15-yard touchdown pass against the New York Jets on Sept. 29, 2013.
• As a junior at Tennessee, Hunter returned from an ACL injury he suffered in 2011 and led the Volunteers with 73 receptions for 1,083 yards and nine touchdowns.

TITANS TIDBITS:

• Hunter was one of the nation's top track-and-field athletes in high school. He finished as the top junior in the long jump at the 2010 USA Outdoor Championships with a leap of 25-feet-10¾-inches and qualified for IAAF World Junior Championships. *Track & Field News* rated him the country's No. 3 long jumper, No. 7 high jumper and No. 14 triple jumper. He won Virginia state titles in both the high jump and long jump and finished second in the triple jump.
• Hunter continued his track and field career as a freshman at Tennessee. He was named first-team USTFCCCA Indoor All-American in the long jump after finishing eighth at the NCAA Indoor Championships with a leap of 25-feet 4½-inches. He was also named to the SEC Indoor All-Freshman Team as the highest finishing rookie in the long jump at the league championships. Earlier in the season he set the Tennessee freshman indoor record with a long jump of 26-feet 1½-inches. He also competed in the triple jump and placed 10th in the high jump at the SEC Outdoor meet.

CAREER TRANSACTIONS:

• The Virginia Beach, Va., native was selected by the Titans in the second round (34th overall) of the 2013 NFL Draft, a pick acquired from the San Francisco 49ers in exchange for the 40th overall pick (second round), the 216th overall pick (seventh round) and a 2014 third-round pick.

SEASON RECAPS:

2013 (14/0): Appeared in 14 games as a reserve wide receiver in his rookie campaign. Led the team with a 19.7-yard per catch average on 18 receptions and 354 yards. Tied for second on the team with four receiving touchdowns. Led or tied for the team lead in receptions twice in 2013 (at OAK, at DEN). Led the team in receiving yards twice in 2013 (at OAK, at DEN). Posted two career 100-yard receiving performances (at OAK, at DEN)
• At Houston (9/15), made his NFL debut as a reserve at wide receiver.
• Against San Diego (9/22), caught the game-winning, 34-yard touchdown on his first career catch. Gave the Titans a 20-17 lead with a leaping, 34-yard touchdown grab in the end zone with 15 seconds remaining in the fourth quarter. He became the first NFL rookie since Jacksonville's Ernest Wilford on Sept. 12, 2004 to score a game-winning touchdown with 15 seconds or less remaining in the game on his first career reception.
• Against N.Y. Jets (9/29), gave the Titans a 24-6 lead with a leaping, acrobatic 15-yard touchdown catch in the end zone with two seconds left to play in the second quarter. It was his second touchdown catch in two NFL receptions.
• At St. Louis (11/3), hauled in two third-down conversions for 13 yards.
• Against Jacksonville (11/10), hauled in two receptions for 51 yards. Set up the Titans' first field goal of the game with a 40-yard catch down the left sideline in the third quarter.
• At Oakland (11/24), tied for the team lead with a career-best six receptions for a team-best 109 receiving yards with a touchdown. Five of his six receptions were third-down conversions. Extended the Titans' first scoring drive with a 13-yard reception on third-and-11 in the opening stanza. Gave the Titans a 13-9 lead with a nifty catch-and-run along the sideline for a 54-yard touchdown in the third quarter. Kept the Titans' field goal drive alive in the second half with a 12-yard catch on third-and-seven. Extended the Titans' game-winning touchdown drive in the fourth quarter with a pair of third-down conversions: an eight-yard catch on third-and-seven and a nine-yard completion on third-and-six.
• At Denver (12/8), led the team with a career-high 114 receiving yards on a team-best four receptions, including a 41-yard touchdown catch. Kept a touchdown drive alive with a 10-yard catch on third-and-five, and on the next play, got open down the left sideline for a 57-yard reception down to the Broncos' one-yard line. Cut the Broncos' lead to 34-28 by hauling in 41-yard play-action bomb from Ryan Fitzpatrick in the third quarter.

COLLEGE:

• During a three-year career at Tennessee, appeared in 28 games with 17 starts. He totaled 106 receptions for 1,812 yards and 18 touchdowns (17.1 avg.) He also returned four punts for 21 yards and blocked a kick. His 1,812 receiving yards ranked 11th on the school's career list. His eight 100-yard receiving performances tied Tim McGee and Peerless Price for third all-time by a Volunteer, topped by Joey Kent (15) and Marcus Nash (11). His 18 touchdown catches tied Cory Fleming and Denarius Moore for fifth on the school's career charts, surpassed only by Kent (25), Cedrick Wilson (24), Nash (20) and Price (19).
• As a junior (2012), returned from a knee injury to play and start in all 12 games. Led the Vols with 73 catches for 1,083 yards and nine receiving touchdowns. Named All-SEC by CBSSports.com, second-team All-SEC by the league's coaches and *Associated Press*, and All-American by *Pro Football Weekly*. Ranked 19th in the NCAA and third in the SEC in receiving yards. Ranked 24th in the NCAA and third in the SEC in receiving yards per game (90.3). Recorded the second-highest single-season reception total in school history (76 by Marcus Nash in 1997). Finished third in school history in single-season receiving yards (Robert Meachem, Nash). Became the eighth Vol in history with a 1,000-yard receiving season.
• As a freshman (2010), played in 13 games with a pair of starts and caught 16 passes for 415 yards and seven touchdowns. Broke Tennessee's freshman record for receiving touchdowns and tied for first among all NCAA FBS freshmen receivers. Four of his seven touchdowns were 30 yards or longer. Led the team with a 25.9-yard receiving average. Earned Coaches' All-SEC Freshman Team honors.
• Majored in sociology.

PERSONAL:

• Splits time between Nashville and Virginia Beach, Va., with his sons, Braylon and Justin Jr.
• Attended Ocean Lake (Virginia Beach, Va.) High School, where as a

senior he tallied 46 receptions for 714 yards and nine touchdowns.
• Earned Virginia High School Coaches AAA All-State honors and was named the No. 75 overall prospect, the No. 8 overall wide receiver in the nation and the No. 3 prospect in Virginia by Rivals.com.
• As a junior in 2008, caught 34 passes for 545 yards and 13 touchdowns.
• Won the long jump junior portion of 2010 USA Outdoor Championships with a leap of 25-feet-10¾-inches and qualified for IAAF World Junior Championships. *Track & Field News* rated him the country's No. 3 long jumper, No. 7 high jumper and No. 14 triple jumper. Posted a career-best high jump of 7-feet-3-inches.
• Won Virginia Class AAA state championship in the high jump and long jump as a junior.
• Placed second in state triple jump, ninth in 300M hurdles and ran a leg on Ocean Lakes' third-place 4x100-meter relay team.
• Also competed on the basketball team at Ocean Lakes.
• On Twitter: @justinhunter_11.
• On Instagram: @justinhunter11.
• List of favorites: (movies) comedies; (TV show) "The Wayans Bros."; (music artists) Kanye West and Kid Cudi; (school subject) history; (car) Lexus; (video game) NBA 2K; (food) lasagna; (athletes as a child) Kobe Bryant and Randy Moss; and (pro sports team as a child) Los Angeles Lakers.
• Born Justin Scott Parker Hunter on May 30, 1991 in Virginia Beach, Va.

JUSTIN HUNTER'S GAME-BY-GAME

2013 Tennessee Titans					RECEIVING				
Date		Opp.	W/L	P/S	No	Yds	Avg	Lg	TD
Sept 8	@	Pit	W	IA					
Sept 15	@	Hou	L	p	0	0	-	0	0
Sept 22		SD	W	p	1	34	34.0	34t	1
Sept 29		NYJ	W	p	1	16	16.0	16t	1
Oct 6		KC	L	p	0	0	-	0	0
Oct 13	@	Sea	L	p	1	8	8.0	8	0
Oct 20		SF	L	p	0	0	-	0	0
Nov 3	@	StL	W	p	2	13	6.5	8	0
Nov 10		Jax	L	p	2	51	25.5	40	0
Nov 14		Ind	L	p	0	0	-	0	0
Nov 24	@	Oak	W	p	6	109	18.2	54t	1
Dec 1	@	Ind	L	p	1	9	9.0	9	0
Dec 8	@	Den	L	p	4	114	28.5	57	1
Dec 15		Ari	L	IA					
Dec 22	@	Jax	W	p	0	0	-	0	0
Dec 29		Hou	W	p	0	0	-	0	0
Totals			**7-9**	**14/0**	**18**	**354**	**19.7**	**57**	**4**

JUSTIN HUNTER'S NFL STATISTICS

REGULAR SEASON				RECEIVING					RUSHING				
Year	Team	GP	GS	No	Yds	Avg	Lg	TD	Att	Yds	Avg	Lg	TD
2013	Tennessee	14	0	18	354	19.7	57	4	0	0	-	0	0
NFL Totals		**14**	**0**	**18**	**354**	**19.7**	**57**	**4**	**0**	**0**	**-**	**0**	**0**

Single-Game Highs

Receptions - 6 at Oakland (11/24/13)
Receiving Yards - 114 at Denver (12/8/13)
Long Reception - 57 at Denver (12/8/13)
Touchdowns - 1 (Four times, last at Denver 12/8/13)

90

Antonio Johnson

DEFENSIVE LINEMAN • 6'3" • 328 lbs • COLLEGE: MISSISSIPPI ST.
ACQUIRED: UNRESTRICTED FREE AGENT (IND) - 2013
NFL EXP. (NFL/TITANS): 8/3 • HOMETOWN: LELAND, MISS.
GAMES PLAYED/GAMES STARTED: 83/52 (PLAYOFFS: 5/5)

PRO: Antonio Johnson returned to Tennessee during the 2013 offseason to help provide a run-stuffing presence in the middle of the Titans' defensive line. The 6-foot-3-inch, 328-pounder is a strong and agile lineman in 3-4 and 4-3 schemes. After the Titans selected him in the fifth round of the 2007 NFL Draft from Mississippi State, he spent five seasons as a member of the Indianapolis Colts franchise. The Colts signed him to their active roster from the Titans practice squad midway through the 2008 campaign.

CAREER HIGHLIGHTS:
• In 2013, Johnson returned to the Titans and played in all 16 games for the second time in his career. He set a career high with three sacks and also totaled 35 tackles.
• In 2012, Johnson manned the middle of the Colts 3-4 defense and compiled 30 tackles.
• In 2011, Johnson saw action in 16 games with 12 starts and totaled 20 tackles and two passes defensed.
• In 2009, Johnson helped the Indianapolis Colts reach the Super Bowl by collecting a career-high 57 tackles, a sack and two quarterback pressures.

TITANS TIDBITS:
• Johnson faced a difficult decision entering his senior year in high school because his football eligibility was exhausted. Instead of staying in school, Johnson and his parents decided the best thing for him to do was drop out of high school and obtain his GED. After gaining his GED Johnson enrolled at Mississippi Delta Community College to play football and improved his grades before eventually transferring to Mississippi State. Johnson is only nine hours short from receiving his degree in teaching and coaching and promises to his family that he will finish.
• Raised in Leland, Miss., (population of 5,500) Johnson is a down to earth person that leans on his work ethic and humble beginnings. Johnson has attended Beautuh Grove Baptist Church in Leland his entire life.
• Johnson was given the nickname "Mook" by his mother because that was the only name that he would warmly acknowledge as a baby.
• Johnson has a tattoo honoring his late grandmother, Ruby Lee Wright, on his inner left arm. He also has a tattoo of his late grandmother, Myrtle P. Johnson on his inner right arm. Their legacies serve as inspiration for him to excel on the football field.

CAREER TRANSACTIONS:
• The Leland, Miss., native was originally selected by the Titans in the fifth round (152nd overall) in the 2007 NFL Draft.
• Released by the Titans on Aug. 30, 2008 and signed to the team's practice squad a day later.
• Signed by the Indianapolis Colts to their 53-man roster from the Titans' practice squad on Nov. 4, 2008.
• Signed by the Titans as an unrestricted free agent on May 13, 2013.

SEASON RECAPS:
2013 (16/6 - Tennessee): Played in all 16 games with six starts at defensive tackle and collected 35 tackles and a career-high three sacks. Registered three quarterback pressures, two tackles for loss and a pass defensed. Tied for the team lead in sacks three times (vs. SD, vs. KC, vs. SF).
• At Houston (9/15), saw significant action as a reserve at defensive tackle and compiled two tackles, including a stop for loss. Stuffed Ben Tate for no gain on a rush off right tackle in the fourth quarter. Stonewalled Arian Foster for a four-yard loss.
• Against San Diego (9/22), made his first start of the season at defensive tackle and notched three tackles, including a sack and a quarterback pressure. Teamed with Colin McCarthy to stuff Ryan Mathews for no gain on a rush off right guard in the first quarter. Dropped Philip Rivers for a four-yard sack in the third quarter.
• Against Kansas City (10/6), sacked Alex Smith for an eight-yard loss in the second quarter.
• Against San Francisco (10/20), started at defensive tackle and notched a season-high six tackles, including a sack. Dropped Colin Kaepernick for a one-yard sack in the second quarter.
• At Denver (12/8), totaled four tackles. Forced the Broncos to punt by stuffing Montee Ball for no gain on a third-and-one rush in the first quarter.
• Against Houston (12/29), started at defensive tackle and tallied three tackles and a pass defensed.

2012 (14/13, 1/1 – Indianapolis): Played in 14 games with 13 starts at the nose tackle position. Complied 30 tackles (20 solo).
• Against Jacksonville (9/23), notched five tackles starting at nose tackle.
• Against N.Y. Jets (10/14), added five tackles starting at nose tackle.
• At Jacksonville (11/8), finished with one tackle in a Colts 27-10 victory. Helped limit the Jaguars to 37 net rushing yards.
• At Detroit (12/2), contributed with a season-high eight tackles (seven solo) in the team's 35-33 victory.
• At Baltimore (1/6), started at nose tackle in the team's Wild Card playoff and notched four tackles.

2011 (16/12 – Indianapolis): Appeared in 16 games with 12 starts and totaled 20 tackles (eight solo) and two passes defensed.
• Against Cleveland (9/18), started at defensive tackle and recorded three tackles (one solo).
• Against Pittsburgh (9/25), posted two tackles and one pass defensed while helping to limit the Steelers to 67 total rushing yards.
• Against Atlanta (11/6), saw action on the defensive line and finished with two tackles and one pass defensed.

2010 (14/2, 0/0 – Indianapolis): Appeared in 14 games with two starts at defensive tackle and finished the season with 26 tackles (20 solo), half of a sack, one fumble recovery and three quarterback pressures. Was inactive for two regular season contests and for the Wild Card Playoff game against the New York Jets (1/8).
• Against Cincinnati (11/14), had two tackles and one fumble recovery.
• At New England (11/21), totaled four tackles.
• Against San Diego (11/28), registered two tackles and half of a sack.
• At Oakland (12/26), logged five tackles.

2009 (15/15, 3/3 – Indianapolis): Started 15 games and totaled a career-high 57 tackles (37 solo), a sack and two quarterback pressures. Was inactive for the regular season finale at Buffalo (1/3).
• Against Jacksonville (9/13), had a season-high nine tackles (five solo).
• Against San Francisco (11/1), posted seven tackles and his first career sack.
• At Baltimore (11/22), notched seven tackles.
• Against Tennessee (12/6), recorded eight stops and two quarterback pressures.
• Against New Orleans (2/7), compiled two tackles in Super Bowl XLIV.

2008 (8/4, 1/1 – Indianapolis): Saw action in eight games for the Colts, starting the final four contests of the season. Finished the year with 31 tackles (21 solo). Spent the first eight weeks on the Titans' practice squad before being signed by the Colts to their active roster on Nov. 4, 2008.
• At Pittsburgh (11/9), tallied eight tackles.

• At Cleveland (11/30), collected seven solo stops.
• At San Diego (1/3), started at defensive tackle in the Wild Card Playoff game and notched four stops.

2007 (0/0, 0/0 – Tennessee): Missed the entire season after suffering a knee injury early in training camp. Was placed on injured reserve on Aug. 9, 2007.

COLLEGE:
• Attended Mississippi State and played in 23 games with five starts and registered 36 tackles, 2.5 sacks, seven tackles for loss and two fumble recoveries.
• Coming out of high school, Johnson went to Mississippi Delta Community College for two years where he was an honorable mention All-America selection as a sophomore before transferring to Mississippi State.
• Was named the Most Improved Defensive Player for the Bulldogs during the spring practices leading up to his senior season. As a senior, played in all 12 contests posting five starts at nose guard and recorded career-highs in tackles (21), tackles for loss (4) and fumble recoveries (2). Also posted one blocked kick.
• As a junior, played in 11 games in a reserve role and tallied 15 tackles, three tackles for loss and 2.5 sacks.
• As a sophomore at Mississippi Delta Community College, named honorable mention All-America prior to season by J.C. Grid-Wire Magazine and ranked No. 24 on Jackson Clarion-Ledger list of the top junior college prospects in state of Mississippi. Posted 20 tackles, five quarterback pressures and three forced fumbles.
• Majored in teaching and coaching at Mississippi State.

PERSONAL:
• Married to Ebony. The couple has two daughters, Mahogany and Malia, and split time between Nashville and Leland, Miss.
• Attended Leland (Miss.) High School and played football for two years, sophomore and junior years. Played fullback, linebacker, defensive end and defensive tackle.
• Also played baseball and basketball in high school.
• List of favorites: (movie) "Boyz n the Hood"; (TV show) "The Jamie Foxx Show"; (actor) Samuel L. Jackson; (actress) Halle Berry; (music artist Avant; (vacation getaway) Florida; and (food) chicken.
• Born Antonio Rico Johnson on Dec. 8, 1984 in Greenville, Miss.

ANTONIO JOHNSON'S GAME-BY-GAME

2007 Tennessee Titans

Date	Opp	W/L	P/S	Tot	Solo	Asst	Sk	- Yds	QBP	TFL	Int	- Yds	-TD	PD	FF	FR	- Yds	SpT
Placed on injured reserve on Oct. 5, 2010																		
Totals		**0-0**	**0/0**	**0**	**0**	**0**	**0.0**	**0.0**	**0**	**0**	**0**	**0**	**0**	**0**	**0**	**0**	**0**	**0**

2008 Indianapolis Colts

Date	Opp	W/L	P/S	Tot	Solo	Asst	Sk	- Yds	QBP	TFL	Int	- Yds	-TD	PD	FF	FR	- Yds	SpT
Nov. 9	@ Pit	W	p	8	3	5	0.0	0	NA	NA	0	0	0	0	0	0	0	0
Nov. 16	Hou	W	p	4	4	0	0.0	0	NA	NA	0	0	0	0	0	0	0	0
Nov. 23	@ SD	W	p	1	1	0	0.0	0	NA	NA	0	0	0	0	0	0	0	0
Nov. 30	@ Cle	W	p	7	7	0	0.0	0	NA	NA	0	0	0	0	0	0	0	0
Dec. 7	Cin	W	S	2	1	1	0.0	0	NA	NA	0	0	0	0	0	0	0	0
Dec. 14	Det	W	S	2	2	0	0.0	0	NA	NA	0	0	0	0	0	0	0	0
Dec. 18	@ Jax	W	S	4	1	3	0.0	0	NA	NA	0	0	0	0	0	0	0	0
Dec. 28	Ten	W	S	3	2	1	0.0	0	NA	NA	0	0	0	0	0	0	0	0
Totals		**8-0**	**8/4**	**31**	**21**	**10**	**0.0**	**0.0**	**NA**	**NA**	**0**	**0**	**0**	**0**	**0**	**0**	**0**	**0**
2008 Playoffs																		
Jan. 3	@ SD	L	S	4	2	2	0.0	0	NA	NA	0	0	0	0	0	0	0	0
Totals		**0-1**	**1/1**	**4**	**2**	**2**	**0.0**	**0.0**	**N/A**	**N/A**	**0**	**0**	**0**	**0**	**0**	**0**	**0**	**0**

2009 Indianapolis Colts

Date	Opp	W/L	P/S	Tot	Solo	Asst	Sk	- Yds	QBP	TFL	Int	- Yds	-TD	PD	FF	FR	- Yds	SpT
Sept. 13	Jax	W	S	9	5	4	0.0	0	NA	NA	0	0	0	0	0	0	0	0
Sept. 21	@ Mia	W	S	4	4	0	0.0	0	NA	NA	0	0	0	0	0	0	0	0
Sept. 27	@ Ari	W	S	0	0	0	0.0	0	NA	NA	0	0	0	0	0	0	0	0
Oct. 4	Sea	W	S	2	1	1	0.0	0	NA	NA	0	0	0	0	0	0	0	0
Oct. 11	@ Ten	W	S	1	0	1	0.0	0	NA	NA	0	0	0	0	0	0	0	0
Oct. 25	@ StL	W	S	1	0	1	0.0	0	NA	NA	0	0	0	0	0	0	0	0
Nov. 1	SF	W	S	7	5	2	1.0	3.0	NA	NA	0	0	0	0	0	0	0	0
Nov. 8	Hou	W	S	5	4	1	0.0	0	NA	NA	0	0	0	0	0	0	0	0
Nov. 15	NE	W	S	3	1	2	0.0	0	NA	NA	0	0	0	0	0	0	0	0
Nov. 22	@ Bal	W	S	7	4	3	0.0	0	NA	NA	0	0	0	0	0	0	0	0
Nov. 29	@ Hou	W	S	4	3	1	0.0	0	NA	NA	0	0	0	0	0	0	0	0
Dec. 6	Ten	W	S	8	5	3	0.0	0	NA	NA	0	0	0	0	0	0	0	0
Dec. 13	Den	W	S	1	0	1	0.0	0	NA	NA	0	0	0	0	0	0	0	0
Dec 17	@ Jax	W	S	3	3	0	0.0	0	NA	NA	0	0	0	0	0	0	0	0
Dec. 27	NYJ	L	S	2	2	0	0.0	0	NA	NA	0	0	0	0	0	0	0	0
Totals		**14-1**	**15/15**	**57**	**37**	**20**	**1.0**	**3.0**	**NA**	**NA**	**0**	**0**	**0**	**0**	**0**	**0**	**0**	**0**
2009 Playoffs																		
Jan. 16	Bal	W	S	1	1	0	0.0	0	NA	NA	0	0	0	0	0	0	0	0
Jan. 24	NYJ	W	S	0	0	0	0.0	0	NA	NA	0	0	0	0	0	0	0	0
Feb. 7	NO	L	S	2	1	1	0.0	0	NA	NA	0	0	0	0	0	0	0	0
Totals		**2-1**	**3/3**	**3**	**2**	**1**	**0.0**	**0.0**	**N/A**	**N/A**	**0**	**0**	**0**	**0**	**0**	**0**	**0**	**0**

2010 Indianapolis Colts

Date	Opp	W/L	P/S	Tot	Solo	Asst	Sk	- Yds	QBP	TFL	Int	- Yds	-TD	PD	FF	FR	- Yds	SpT
Sept. 12	@ Hou	L	p	1	0	1	0.0	0	NA	NA	0	0	0	0	0	0	0	0
Sept. 19	NYG	W	p	1	1	0	0.0	0	NA	NA	0	0	0	0	0	0	0	0
Sept. 26	@ Den	W	p	1	1	0	0.0	0	NA	NA	0	0	0	0	0	0	0	0
Oct. 3	@ Jax	L	p	2	2	0	0.0	0	NA	NA	0	0	0	0	0	0	0	0
Oct. 10	KC	W	p	0	0	0	0.0	0	NA	NA	0	0	0	0	0	0	0	0
Oct. 17	@ Was	W	p	3	0	3	0.0	0	NA	NA	0	0	0	0	0	0	0	0
Nov. 1	Hou	W	IA															
Nov. 7	@ Phi	L	IA															
Nov. 14	Cin	W	p	2	2	0	0.0	0	NA	NA	0	0	0	0	0	1	0	0
Nov. 21	@ NE	L	p	4	4	0	0.0	0	NA	NA	0	0	0	0	0	0	0	0
Nov. 28	SD	L	p	2	1	1	0.5	1	NA	NA	0	0	0	0	0	0	0	0
Dec. 5	Dal	L	p	2	1	1	0.0	0	NA	NA	0	0	0	0	0	0	0	0
Dec. 9	@ Ten	W	p	1	1	0	0.0	0	NA	NA	0	0	0	0	0	0	0	0
Dec. 19	Jax	W	p	0	0	0	0.0	0	NA	NA	0	0	0	0	0	0	0	0
Dec. 26	@ Oak	W	S	5	5	0	0.0	0	NA	NA	0	0	0	0	0	0	0	0
Jan. 2	Ten	W	S	2	2	0	0.0	0	NA	NA	0	0	0	0	0	0	0	0
Totals		**10-6**	**14/2**	**26**	**20**	**6**	**0.5**	**1.0**	**NA**	**NA**	**0**	**0**	**0**	**0**	**0**	**1**	**0**	**0**
2010 Playoffs																		
Jan. 8	NYJ	L	IA															
Totals		**0-0**	**0/0**	**0**	**0**	**0**	**0.0**	**0.0**	**0**	**0**	**0**	**0**	**0**	**0**	**0**	**0**	**0**	**0**

2011 Indianapolis Colts

Date	Opp	W/L	P/S	Tot	Solo	Asst	Sk	- Yds	QBP	TFL	Int	- Yds	-TD	PD	FF	FR	- Yds	SpT
Sept. 11	@ Hou	L	p	0	0	0	0.0	0	NA	NA	0	0	0	0	0	0	0	0
Sept. 18	Cle	L	S	3	0	3	0.0	0	NA	NA	0	0	0	0	0	0	0	0
Sept. 25	Pit	L	S	2	1	1	0.0	0	NA	NA	0	0	0	1	0	0	0	0
Oct. 3	@ TB	L	S	2	1	1	0.0	0	NA	NA	0	0	0	0	0	0	0	0
Oct. 9	KC	L	S	1	0	1	0.0	0	NA	NA	0	0	0	0	0	0	0	0
Oct. 16	@ Cin	L	S	0	0	0	0.0	0	NA	NA	0	0	0	0	0	0	0	0
Oct. 23	@ NO	L	S	2	2	0	0.0	0	NA	NA	0	0	0	0	0	0	0	0
Oct. 30	@ Ten	L	p	1	1	0	0.0	0	NA	NA	0	0	0	0	0	0	0	0
Nov. 6	Atl	L	p	2	0	2	0.0	0	NA	NA	0	0	0	1	0	0	0	0
Nov. 13	Jax	L	S	0	0	0	0.0	0	NA	NA	0	0	0	0	0	0	0	0
Nov. 27	Car	L	S	1	0	1	0.0	0	NA	NA	0	0	0	0	0	0	0	0
Dec. 4	@ NE	L	S	2	0	2	0.0	0	NA	NA	0	0	0	0	0	0	0	0
Dec. 11	@ Bal	L	S	1	1	0	0.0	0	NA	NA	0	0	0	0	0	0	0	0
Dec. 18	Ten	W	S	1	1	0	0.0	0	NA	NA	0	0	0	0	0	0	0	0
Dec. 22	Hou	W	p	1	1	0	0.0	0	NA	NA	0	0	0	0	0	0	0	0
Jan. 1	@ Jax	L	S	1	0	1	0.0	0	NA	NA	0	0	0	0	0	0	0	0
Totals		**2-14**	**16/12**	**20**	**8**	**12**	**0.0**	**0.0**	**NA**	**NA**	**0**	**0**	**0**	**2**	**0**	**0**	**0**	**0**

ANTONIO JOHNSON'S GAME-BY-GAME CONT.

2012 Indianapolis Colts

Date	Opp	W/L	P/S	Tot	Solo	Asst	Sk	- Yds	QBP	TFL	Int - Yds	-TD	PD	FF	FR - Yds	SpT
Sept. 9	@ Chi	L	S	1	1	0	0.0	0	NA	NA	0	0	0	0	0	0	0
Sept. 16	Min	W	S	0	0	0	0.0	0	NA	NA	0	0	0	0	0	0	0
Sept. 23	Jax	L	S	5	1	4	0.0	0	NA	NA	0	0	0	0	0	0	0
Oct. 7	GB	W	S	0	0	0	0.0	0	NA	NA	0	0	0	0	0	0	0
Oct. 14	@ NYJ	L	S	5	3	2	0.0	0	NA	NA	0	0	0	0	0	0	0
Oct. 21	Cle	W	S	2	2	0	0.0	0	NA	NA	0	0	0	0	0	0	0
Oct. 28	@ Ten	W	S	2	1	1	0.0	0	NA	NA	0	0	0	0	0	0	0
Nov. 4	Mia	W	S	2	1	1	0.0	0	NA	NA	0	0	0	0	0	0	0
Nov. 8	@ Jax	W	S	1	1	0	0.0	0	NA	NA	0	0	0	0	0	0	0
Nov. 18	@ NE	L	p	2	1	1	0.0	0	NA	NA	0	0	0	0	0	0	0
Nov. 25	Buf	W	S	1	1	0	0.0	0	NA	NA	0	0	0	0	0	0	0
Dec. 2	@ Det	W	S	8	7	1	0.0	0	NA	NA	0	0	0	0	0	0	0
Dec. 9	Ten	W	S	0	0	0	0.0	0	NA	NA	0	0	0	0	0	0	0
Dec. 16	@ Hou	L	S	1	1	0	0.0	0	NA	NA	0	0	0	0	0	0	0
Dec. 23	@ KC	W	IA														
Dec. 30	Hou	W	IA														
Totals		**11-5**	**14/13**	**30**	**20**	**10**	**0.0**	**0.0**	**NA**	**NA**	**0**	**0**	**0**	**0**	**0**	**0**	**0**

2013 Tennessee Titans

Date	Opp	W/L	P/S	Tot	Solo	Asst	Sk	- Yds	QBP	TFL	Int - Yds	-TD	PD	FF	FR - Yds	SpT
Sept 8	@ Pit	W	p	1	1	0	0.0	0.0	0	1	0	0	0	0	0	0	0
Sept 15	@ Hou	L	p	2	2	0	0.0	0.0	0	1	0	0	0	0	0	0	0
Sept 22	SD	W	S	3	2	1	1.0	4.0	1	0	0	0	0	0	0	0	0
Sept 29	NYJ	W	S	4	1	3	0.0	0.0	1	0	0	0	0	0	0	0	0
Oct 6	KC	L	S	2	1	1	1.0	8.0	0	0	0	0	0	0	0	0	0
Oct 13	@ Sea	L	S	4	2	2	0.0	0.0	0	0	0	0	0	0	0	0	0
Oct 20	SF	L	S	6	5	1	1.0	1.0	0	0	0	0	0	0	0	0	0
Nov 3	@ StL	W	p	0	0	0	0.0	0.0	0	0	0	0	0	0	0	0	0
Nov 10	Jax	L	p	1	1	0	0.0	0.0	1	0	0	0	0	0	0	0	0
Nov 14	Ind	L	p	0	0	0	0.0	0.0	0	0	0	0	0	0	0	0	0
Nov 24	@ Oak	W	p	1	0	1	0.0	0.0	0	0	0	0	0	0	0	0	0
Dec 1	@ Ind	L	p	2	0	2	0.0	0.0	0	0	0	0	0	0	0	0	0
Dec 8	@ Den	L	p	4	2	2	0.0	0.0	0	0	0	0	0	0	0	0	0
Dec 15	Ari	L	p	0	0	0	0.0	0.0	0	0	0	0	0	0	0	0	0
Dec 22	@ Jax	W	p	2	1	1	0.0	0.0	0	0	0	0	0	0	0	0	0
Dec 29	Hou	W	S	3	1	2	0.0	0.0	0	0	0	0	0	1	0	0	0
Totals		**7-9**	**16/6**	**35**	**19**	**16**	**3.0**	**13.0**	**3**	**2**	**0**	**0**	**0**	**1**	**0**	**0**	**0**

ANTONIO JOHNSON'S NFL STATISTICS

REGULAR SEASON

				TACKLES							INTERCEPTIONS					FUMBLES			
Year	Team	GP	GS	Tot	Solo	Asst	Sk	Yds	QBP	TFL	No	Yds	Lg	TD	PD	FF	FR	Yds	SpT
2007	Tennessee	0	0	Injured Reserve															
2008	Indianapolis	8	4	31	21	10	0.0	0.0	NA	NA	0	0	-	0	0	0	0	0	0
2009	Indianapolis	15	15	57	37	20	1.0	3.0	NA	NA	0	0	-	0	0	0	0	0	0
2010	Indianapolis	14	2	26	20	6	0.5	1.0	NA	NA	0	0	-	0	0	0	1	0	0
2011	Indianapolis	16	12	20	8	12	0.0	0.0	NA	NA	0	0	-	0	2	0	0	0	0
2012	Indianapolis	14	13	30	20	10	0.0	0.0	NA	NA	0	0	-	0	0	0	0	0	0
2013	Tennessee	16	6	35	19	16	3.0	13.0	3	2	0	0	0	0	1	0	0	0	0
NFL Totals		**83**	**52**	**199**	**125**	**74**	**4.5**	**17.0**	**3**	**2**	**0**	**0**	**0**	**0**	**3**	**0**	**1**	**0**	**0**

PLAYOFFS

				TACKLES							INTERCEPTIONS					FUMBLES			
Year	Team	GP	GS	Tot	Solo	Asst	Sk	Yds	QBP	TFL	No	Yds	Lg	TD	PD	FF	FR	Yds	SpT
2007	Tennessee	0	0	Injured Reserve															
2008	Indianapolis	1	1	4	2	2	0.0	0.0	NA	NA	0	0	-	0	0	0	0	0	0
2009	Indianapolis	3	3	3	2	1	0.0	0.0	NA	NA	0	0	-	0	0	0	0	0	0
2010	Indianapolis	0	0	0	0	0	0.0	0.0	NA	NA	0	0	-	0	0	0	0	0	0
2012	Indianapolis	1	1	4	2	2	0.0	0.0	NA	NA	0	0	-	0	0	0	0	0	0
Playoff Totals		**5**	**5**	**11**	**6**	**5**	**0.0**	**0.0**	**NA**	**NA**	**0**	**0**	**-**	**0**	**0**	**0**	**0**	**0**	**0**

Single-Game Highs

Tackles - 9 vs. Jacksonville (9/13/09)
Sacks - 1 (Four times, last vs. San Francisco 10/20/13)
Fumble Recovery - 1 vs. Cincinnati (11/14/10)

Playoff Single-Game Highs

Tackles - 4 (Twice, last at Baltimore 1/6/13)

75

DaQuan Jones

DEFENSIVE LINEMAN • 6'4" • 322 lbs • COLLEGE: PENN STATE
ACQUIRED: 4TH ROUND - 2014 • NFL EXPERIENCE: ROOKIE
HOMETOWN: JOHNSON CITY, N.Y.
GAMES PLAYED/GAMES STARTED: 0/0 (PLAYOFFS: 0/0)

PRO: Seeking a big, physical and versatile defensive lineman, the Titans selected Penn State's DaQuan Jones in the fourth round of the 2014 NFL Draft. The 6-foot-4-inch, 322-pounder arrives with potential to earn a significant role in the defensive front as a rookie. Jones offers an impressive combination of size, athleticism, intelligence and power. He was also a leader at State College, as one of the senior players to stay with the program in the face of the negativity and adversity surrounding the school during the end of the Joe Paterno era.

CAREER HIGHLIGHTS:
• As a senior at Penn State, Jones was named first-team All-Big Ten Conference after finishing fifth on the team with a career-high 56 tackles and a career-best three sacks.
• Jones was named Penn State's Outstanding Senior Player and the recipient of the team's Reid-Robinson Award.

TITANS TIDBITS:
• Jones majored in Criminology at Penn State and spent a portion of his 2013 summer as an intern observing the Spring Township Police Department near State College.
• Jones entered the Penn State program after being rated the second-best offensive lineman in the nation during his playing days at Johnson City High School. He switched to the other side of the ball and made an immediate impact as a true freshman.
• Jones lists his father, Steve, as the most inspirational person in his life. Steve raised DaQuan as a single father and one of his father's greatest traits is that he works extremely hard in everything he does. Steve works as an executive chef at Cornell University.

CAREER TRANSACTIONS:
• The Johnson City, N.Y., native was selected by the Titans in the fourth round (112th overall) of the 2014 NFL Draft.

COLLEGE:
• Started 23 of 46 games at Penn State, with all of his starting assignments coming during the last two seasons. Jones finished his career with 92 tackles, adding 4.5 sacks for minus 28 yards, 15.5 stops for losses totaling 55 yards, two fumble recoveries and a pass deflection.

AS A SENIOR (2013), was first-team All-Big Ten Conference by the league's coaches and second-team All-Conference by the media and BTN.com. Was named Penn State's Outstanding Senior Player and the recipient of the team's Reid-Robinson Award. Also named to the Outland Trophy Watch List. Named Most Valuable Player by his teammates after the season.
• Started all 12 games at defensive tackle, finishing fifth on the team with a career-high 56 tackles (33 solos). His tackle total was the most for any interior defensive lineman in the Big Ten during the 2013 campaign.
• Added three sacks for minus 21 yards and led the Nittany Lions with 11.5 stops for losses of 42 yards and also recovered one fumble.
• Against Syracuse (8/31), logged a career-high nine tackles and added three stops behind the line of scrimmage and a nine-yard sack in the season opener.
• Against Eastern Michigan (9/7), posted nine tackles, a seven-yard sack and delivered two stops for minus nine yards.
• Against Michigan (10/12), tied his career high for the third time with nine tackles and added two stops for minus-six yards and his second career fumble recovery in the four overtime win.
• Against Purdue (11/16), made three tackles, including a sack for minus-five yards in the win, as he helped hold the Boilermakers to 41 rushing yards on 20 carries.

AS A JUNIOR (2012), secured a starting role during training camp and started the first 11 games at defensive tackle. Recorded 22 tackles, with an assisted sack, two stops for losses of six yards, a fumble recovery and a pass deflection. Played an instrumental role for a defense that ranked second in the Big Ten Conference and 16th nationally in scoring defense at 19.1 points per game, as the Nittany Lions held six teams to 17 or fewer points.
• Against Ohio (9/1), made his first career start and posted four tackles.
• Against Navy (9/15), notched 1.5 stops-for-loss among his four tackles.
• At Illinois (9/29), registered a half sack among his two stops.
• At Iowa (10/20), recovered a fumble inside the Iowa red zone that led to a touchdown and a 24-0 second-quarter lead en route to a 38-14 decision over the Hawkeyes.

AS A SOPHOMORE (2011), was a top reserve at defensive tackle and played in all 13 games, recording eight tackles.
• Against Indiana State (9/3), posted two tackles.
• Against Eastern Michigan (9/24), notched two tackles.

AS A FRESHMAN (2010), held out of the initial four games for a possible redshirt season, but his play in practice and potential got him on the field. Made his debut in the Big Ten-opener at Iowa and played in the final nine games. Was one of seven true freshmen to play, registering six tackles, including a sack and two tackles for loss.
• At Ohio State (11/13), had a season-high three tackles, including a tackle for minus-three yards.
• Against Florida (1/1), made two solo stops in the 2011 Outback Bowl, including a sack for minus-four yards.
• Majored in criminal justice at Penn State.

PERSONAL:
• Single, splits time between Nashville and Johnson City, N.Y.
• Attended Johnson City (N.Y.) Senior High School and was rated as the second-best offensive lineman in the state by Rivals.com.
• Was a standout on both sides of the ball and earned four-star prospect status from Scout.com. Recorded 60 tackles as a senior.
• Totaled 70 tackles during his junior season, and also posted three sacks and recovered four fumbles.
• Served as football and basketball team captain and was also a member of the track and field team throwing the shot put.
• On Twitter and Instagram: @RiDQulous_91
• List of favorites: (movie) "Captain America: The Winter Soldier"; (TV show) "Supernatural"; (actor) Martin Lawrence; (music artist) Jay-Z; (school subject) criminal justice; (car) Mercedes S Class; (video game) NBA 2K; (food) dad's chicken parmesan; (book) "The Five People You Meet in Heaven" by Mitch Albom; and (pro sports team as a child) Philadelphia Eagles.
• Born DaQuan Steven Jones on Dec. 27, 1991 in Johnson City, N.Y.

DaQUAN JONES' COLLEGE STATISTICS

REGULAR SEASON				TACKLES							INTERCEPTIONS					FUMBLES		
Year	Team	GP	GS	Tot	Solo	Asst	Sk	Yds	QBP	TFL	No	Yds	Lg	TD	PD	FF	FR	Yds
2010	Penn State	9	0	6	3	3	1.0	4.0	0	2	0	0	-	0	0	0	0	0
2011	Penn State	13	0	8	4	4	0.0	0.0	1	0	0	0	-	0	0	0	0	0
2012	Penn State	12	11	22	8	14	0.5	3.0	0	2	0	0	-	0	1	0	1	0
2013	Penn State	12	12	56	33	23	3.0	21.0	0	11.5	0	0	-	0	0	0	1	0
College Totals		**46**	**23**	**92**	**48**	**44**	**4.5**	**28.0**	**1**	**15.5**	**0**	**0**	**-**	**0**	**1**	**0**	**2**	**0**

Single-Game Highs

Tackles - 9 (Three times, last vs. Michigan, 10/12/13)
Sacks - 1 (Four times, last vs. Purdue, 11/16/13)
Tackles For Loss - 3 vs. Syracuse (8/31/13)

6 Brett Kern

PUNTER • 6'2" • 214 lbs • COLLEGE: TOLEDO
ACQUIRED: WAIVERS - 2009 (DEN) • NFL EXP. (NFL/TITANS): 7/6
HOMETOWN: GRAND ISLAND, N.Y.
GAMES PLAYED/GAMES STARTED: 96/0 (PLAYOFFS: 0/0)

PRO: Brett Kern is a strong-legged punter that has shown a keen ability to down his kicks inside the opponents' 20-yard line. The seventh-year pro is coming off his two best seasons with the Titans. Last year, the 6-foot-2-inch, 214-pounder placed a career-best 32 punts inside the 20-yard line with a career-low two kicks as touchbacks. In 2012, he set career-highs and franchise records with a 47.6 gross punt average and a 40.4 net punt average. In 2011, the Toledo native tallied career-highs with 86 punts for 3,747 yards with 31 punts placed inside the 20-yard line. Kern joined the Titans franchise during the 2009 season when he was claimed off waivers from the Denver Broncos.

CAREER HIGHLIGHTS:
• In 2013, Kern punted 78 times for 3,386 yards (43.4 avg.). He placed a career-best 32 punts inside the 20-yard line with a career-low two kicks as touchbacks.
• Kern had his most productive season in 2012 when he ranked fifth in the AFC with a franchise record and career-best 47.6 gross punt average. He also finished ninth in the AFC with a franchise record and career-high 40.4 net punting average.
• In 2011, Kern set a new Titans/Oilers franchise record with his 39.4-yard net average. He also posted career-highs in punts (86), punt yards (3,747) and punts inside the 20-yard line (31).
• In 2009, Kern's combined average of 45.5 yards per punt with the Titans and Broncos ranked eighth in the NFL. He also downed a combined 27 punts inside the opponents' 20-yard line.
• In 2008, Kern ranked fifth in the league with a 46.7-yard punting average and was named to the All-Rookie team by Pro Football Weekly/PFWA and the Sporting News.

TITANS TIDBITS:
• Kern's father, Cal, owns a collegiate baseball team in Niagara Falls, N.Y., called the Niagara Power. The team plays in the New York Collegiate Baseball League and has had players from Lipscomb (Nashville) University in recent seasons. The summer of 2014 marks the club's eighth season.
• Kern is an avid golfer that sports a +1 handicap. He picked the game up late in his high school years and caddied for three summers at Inverness Golf Club while in college. The course is located in Toledo, Ohio, and has hosted PGA and NCAA Championships. In 2011, Kern competed in The Vinny, a local golf fundraising tournament hosted by singers Vince Gill and Amy Grant, and finished fourth in the event.

CAREER TRANSACTIONS:
• The Grand Island, N.Y., native was originally signed by the Denver Broncos as a rookie free agent on April 28, 2008.
• Claimed by the Titans off waivers from the Broncos on Oct. 27, 2009.

SEASON RECAPS:
2013 (16/0 - Tennessee): Appeared in all 16 games and punted 78 times for 3,386 yards (43.4 avg.). Placed a career-best 32 punts inside the 20-yard line with a career-low two kicks as touchbacks. Set a career-high and a franchise record by placing six punts inside the 20-yard line against Houston (12/29/13). Boomed 24 punts of 50 or more yards in 2013.
• Against San Diego (9/22), punted three times for 140 yards (46.7 avg.) with two kicks placed inside the 20-yard line and a long of 63 yards. Flipped field position with a 63-yard punt that was downed at the Chargers' 17-yard line in the first quarter. Was credited with one rush for zero yards after fumbling a snap in the second quarter. Pinned the Chargers deep in their own territory with a 35-yard punt that was downed at the San Diego 11-yard line in the fourth quarter.
• Against N.Y. Jets (9/29), punted seven times for 293 yards (41.9 avg.) and tied a career-best with four kicks inside the 20-yard line. Boomed a 53-yard punt to the Jets' 15-yard line in the second quarter. Nailed a 50-yard punt to the Jets' 12-yard line early in the third quarter. Pinned the Jets deep in their territory with a 34-yard punt that was downed by Tommie Campbell at the New York one-yard line in the third quarter. Boomed a 54-yard punt to the Jets' 24-yard line in the third stanza.
• Against Kansas City (10/6), punted six times for 272 yards (45.3 avg.) with two kicks inside the 20-yard line. Boomed a 56-yard punt to the Chiefs' 12-yard line in the first quarter.
• At Denver (12/8), punted four times for 201 yards (50.3 avg.) with a long punt of 62 yards. Boomed a 62-yard punt to the Broncos' 15-yard line in the second quarter.
• Against Arizona (12/15), punted three times for 145 yards (48.3 avg.) with two kicks placed inside the 20-yard line. Pinned the Cardinals deep in their own territory with a 51-yard punt that was downed at the Arizona three-yard line in the second quarter.
• Against Houston (12/29), punted six times for 253 yards (42.2 avg.) and set a franchise record with all six kicks being placed inside the 20-yard line. Pinned the Texans at their own five-yard line with a 38-yard punt late in the third quarter. Boomed a 53-yard punt that was fair caught at the Houston 10-yard line. Nailed a 56-yard punt that went out of bounds at the Texans' nine-yard line.

2012 (16/0 – Tennessee): Appeared in all 16 games and ranked fifth in the AFC with a franchise record 47.6 gross punt average. Ranked ninth in the AFC with a franchise record 40.4 net punting average. Posted career-highs with 10 punts and 391 punt yards against N.Y. Jets (12/17/12). Ranked third in franchise history with a career-best 49.0 net punting average at Jacksonville (11/25/12). Boomed a career-long 71-yard punt at Miami (11/11/12). Boomed 34 punts of 50 or more yards in 2012.
• Against New England (9/9), punted four times for 209 yards (52.3 avg.) and placed two punts inside the 20-yard line. Flipped field position by booming a 56-yard punt in the opening quarter. Nailed a 54-yard punt to the Patriots' eight-yard line late in the second quarter. Lined up in the back of the end zone and booted a 55-yard punt in the third quarter.
• At San Diego (9/16), punted seven times for a then career-best 361 yards (51.6 avg.). Notched the third-best net punt average in franchise history with a then career-high 48.6 net punt average. Boomed a 63-yard punt to the Chargers' 25-yard line in the second quarter. Nailed a 54-yard punt that was marked out of bounds at the Chargers' 16-yard line in the third quarter.
• At Houston (9/30), punted seven times for 326 yards (46.6 avg.) and placed two kicks inside the 20-yard line. Boomed a 50-yard punt to the Texans' 14-yard line in the first quarter. Pinned the Texans deep in their own territory with a 52-yard punt to the Houston 12-yard line in the second stanza. Placed a 33-yard punt that was downed at the Houston seven-yard line. Blasted a 60-yard punt to the Texans' 14-yard line late in the third quarter.
• Against Pittsburgh (10/11), punted five times for 261 yards (52.2 avg.) with two kicks placed inside the 20-yard line. Boomed a 61-yard punt to the Steelers' 15-yard line in the second quarter. Flipped field position by nailing a 58-yard punt late in the second quarter.
• At Miami (11/11), punted four times for 208 yards (52.0 avg.) with a net avg. of 48.0 yards. Placed three kicks inside the 20-yard line. Boomed a career-long 71-yard punt that rolled out of bounds at the Dolphins' 15-yard line in the first quarter. Nailed a 50-yard punt to the Dolphins' 14-yard line in the second quarter. Placed a 36-yard punt that was downed at the Miami eight-yard line in the fourth quarter.
• At Jacksonville (11/25), punted four times for 201 yards (50.3 avg.) and

posted a career-best 49.0 net punting average. The net punting average ranked third in Titans' franchise history.
• Against Houston (12/2), punted six times for 303 yards (50.5 avg.) with two kicks inside the 20-yard line. Boomed a 70-yard punt to flip field position in the first quarter. Pinned the Texans deep in their own territory with a 40-yard punt that was downed at the Houston one-yard line in the second quarter. Registered a special teams tackle on coverage units.
• At Indianapolis (12/9), punted three times for 165 yards (55.0 avg.) with one kick placed inside the 20-yard line. Boomed a 53-yard punt to the Colts' 16-yard line in the second quarter. Nailed a 57-yard punt to the Colts' 13-yard line late in the fourth quarter.
• Against N.Y. Jets (12/17), punted a career-best 10 times for a career-high 391 yards with four kicks placed inside the 20-yard line. Pinned the Jets deep in their territory with a 44-yard punt that was fair-caught at the New York seven-yard line in the second quarter. Flipped field position with a 43-yard punt that fair-caught at the Jets' eight-yard line in the fourth quarter.

2011 (16/0 – Tennessee): Appeared in all 16 games and set a new franchise record with his 39.4-yard net average, topping Craig Hentrich's previous franchise high of 39.2 yards, set in 1998. Registered a career-high 86 punts for 3,747 yards (43.6 avg.). Set a career-high with 31 punts placed inside the 20-yard line in 2011. Ranked seventh in the AFC with a 39.4-yard net punt avg. Boomed 22 punts of 50 or more yards in 2011.
• Against Baltimore (9/18), punted three times for 119 yards with two punts placed inside the 20-yard line. Nailed a 55-yard punt in the first quarter. Pinned the Ravens deep in their own territory with a 33-yard punt that was downed by Gerald McRath at the Baltimore four-yard line in the opening stanza.
• Against Denver (9/25), punted four times for 176 yards (44.0 avg.). Boomed a 62-yard punt in the first quarter. Nailed a 51-yard punt later in the opening stanza. Kept a Titans' scoring drive alive by scooping up an errant snap and racing 21 yards down the right sideline in the second quarter.
• Against Houston (10/23), punted seven times for 319 yards (45.6 avg.) with two kicks inside the 20-yard line. Tallied a 44-yard punt that was downed at the Texans' eight-yard line in the first quarter. Boomed a 54-yard punt in the second quarter that went out of bounds at the Texans' six-yard line. Launched a 53-yard punt early in the third quarter.
• Against Indianapolis (10/30), tied a career-high with eight punts for 330 yards (41.3 avg.). Placed a 30-yard punt that was fair caught at the Colts' 13-yard line late in the first stanza. Boomed a 55-yard punt in the third quarter and a 54-yard punt in the final stanza.
• At Buffalo (12/4), punted five times for 239 yards (47.8 avg.) and tied a career-high with four punts placed inside the 20-yard line. Placed a 43-yard punt that was downed ar the Bills' eight-yard line in the second quarter. Pinned the Bills deep in their own territory with a 50-yard punt that was downed at the Buffalo three-yard line. Booted a 51-yard punt in the third quarter. Pinned the Bills deep in their own territory by launching a 57-yard punt to the Buffalo 11-yard line late in the fourth quarter.
• At Indianapolis (12/18), punted seven times for 329 yards (47.0 avg.) with a 45.0-yard net avg. Boomed a 55-yard punt to the Colts' 14-yard line in the first quarter. Nailed a 58-yard punt early in the second stanza.
• Against Jacksonville (12/24), punted four times for 172 yards (43.0 avg.) with three kicks placed inside the 20-yard line. Nailed a 47-yard punt that was downed at the Jaguars' three-yard line in the first quarter. Placed a 30-yard punt that was downed at the Jaguars' eight-yard line in the second stanza. Boomed a 51-yard punt that was fair caught at the Jaguars' 16-yard line in the third quarter.
• At Houston (1/1), punted six times for 286 yards (47.7 avg.) and tied a season-best with four kicks placed inside the 20-yard line and a 45.8 net avg. Placed a 35-yard punt that was downed at the Texans' 10-yard line in the first quarter. Nailed a 47-yard punt that was downed at the Texans' three-yard line in the second stanza. Boomed a 58-yard punt in the third quarter. Booted a 52-yard punt that went out of bounds at the Texans' five-yard line in the fourth quarter.

2010 (16/0 – Tennessee): Appeared in all 16 games and finished fifth in the AFC with a 39.1-yard net avg. Registered career-highs with 77 punts, 3,302 yards and 39.1 net avg. Tied a career high with four punts inside the 20-yard line at San Diego (10/31/10). Set new career-high with 352 punt yards at Kansas City (12/26/10). Boomed a career-best 68-yard punt against Philadelphia (10/24/10).
• Against Oakland (9/12), punted four times for 200 yards (50.0 avg.) with two kicks placed inside the 20-yard line. Booted a 37-yard punt that was downed at the Raiders' nine-yard line in the second quarter. Boomed a 59-yard punt in the fourth quarter.
• At N.Y. Giants (9/26), punted five times for 214 yards (42.8 avg.). Placed a 37-yard punt that was downed by Michael Griffin at the Giants' one-yard line, which led to a Titans' safety in the third quarter. Boomed a 55-yard punt in the third quarter.
• At Jacksonville (10/18), punted twice for 98 yards (49.0 avg.) with one kick placed inside the Jaguars' 20-yard line. Boomed a 51-yard punt to the Jaguars' seven-yard line and Mike Thomas registered a one-yard loss on the return in the first quarter.
• At San Diego (10/31), punted six times for 279 yards (46.5 avg.) and tied a career high by placing four punts inside the Chargers' 20-yard line. Placed a 35-yard punt that was downed at the San Diego nine-yard line. Boomed a 63-yard punt late in the third quarter. Nailed a 48-yard punt that was downed at the Chargers' three-yard line.
• At Houston (11/28), punted seven times for 328 yards (46.9 avg.) with two kicks placed inside the 20-yard line. Boomed a 56-yard punt to the Houston nine-yard line in the first quarter. Nailed a 50-yard punt later in the opening stanza. Booted a 56-yard punt to the Houston 15-yard line in the third quarter.
• At Kansas City (12/26), tied a career-high with eight punts for a career-best 352 yards (44.0 avg.) with three kicks placed inside the 20-yard line. Angled a 43-yard punt that went out of bounds at the Chiefs' eight-yard line in the second quarter.

2009 (6/0 - Denver; 10/0 - Tennessee): In 10 games with Titans, punted 37 times for 1,665 yards with 18 punts placed inside the 20-yard line and ranked fourth in the AFC with a 45.5 gross avg. Appeared in the first six games with the Denver Broncos and punted 27 times for 1,245 yards (46.1 avg.) while placing nine punts inside the 20-yard line.
• Against Dallas (10/4), boomed six punts for 305 yards (50.8 avg.) with two kicks downed inside the 20-yard line. Nailed four punts for a 55.3 average from Denver territory.
• Against Jacksonville (11/1), made his Titans debut and punted four times for 193 yards (48.3 avg.) with three punts placed inside the 20-yard line in the Titans' 30-13 victory. Boomed a 55-yard punt that sailed out of bounds at the Jaguars' seven-yard line in the second quarter. Nailed a 51-yard punt that was downed at the Jaguars' seven-yard line during the final stanza. Perfectly placed a 37-yard punt that was downed at the Jaguars' three-yard line late in the fourth quarter.
• Against Arizona (11/29), punted four times for 184 yards (46.0 avg.) with two kicks placed inside the 20-yard line in the Titans' 20-17 come-from-behind victory. Placed a 38-yard punt that was downed at the Cardinals' 10-yard line in the fourth quarter.
• Against Miami (12/20), punted five times for 244 yards (48.8 avg.) with two kicks inside the 20-yard line in the Titans' 27-24 overtime win. Pinned the Dolphins deep in their own territory with a 59-yard punt that was downed at the Miami two-yard line late in the fourth quarter.
• At Seattle (1/3), punted four times for 214 yards (53.5 avg.), including a career-best 46.5 net avg. and a career-long 67-yard punt in the Titans' season-ending 17-13 victory. Nailed a 56-yard punt to the Seahawks' 19-yard line in the second quarter. Booted a career-best 67-yard punt in the second stanza.

2008 (16/0 - Denver): Appeared in all 16 games and ranked fifth in the league with a 46.7-yard gross punting average that marked the third-best season total by a Bronco in club history (min. 45 punts). Received all-rookie honors from Pro Football Weekly/PFWA and The Sporting News. Punted 46 times for 2,150 yards (46.7 gross / 37.8 net) with 13 punts placed inside the 20-yard line. Tied for the third-fewest touchbacks in the NFL with four, marking the fewest in a season by a Bronco with at least 45 punts since 1997 (Tom Rouen, 4).
• Against San Diego (9/14), punted three times for 161 yards (53.7 avg.)
• Against Tampa Bay (10/5), posted five punts for 248 yards (49.6 avg.) with two kicks placed inside the 20-yard line.
• At N.Y. Jets (11/30), nailed five punts for 214 yards (42.8 avg.) with four kicks inside the 20-yard line.

COLLEGE:
• Played 47 career games at the University of Toledo, punting 189 times for 7,994 yards (42.3 avg.) with 59 punts placed inside the 20-yard line.
• Ranked second in the nation in gross punting average (46.1 yds., 52 punts for 2,399 yards) and was a finalist for the Ray Guy Award (nation's best punter) as a senior.
• Earned third team All-America honors as a senior as the only player from

the Mid-American Conference to receive Associated Press All-America honors.
• Named Mid-American Conference's Special Teams Player of the Year as a senior.
• Earned a bachelor's degree in geography from Toledo and posted a 3.38 grade point average while earning CoSIDA second-team academic all-district recognition as a senior.

PERSONAL:
• Married to Tiffany Kern and the couple has a son, Bryce Jeremiah and a daughter, Anelle Naomi.
• Was a two-time first-team all-state selection at Grand Island High School in Grand Island, N.Y., and averaged 39 yards per punt as a senior and 42.5 yards per punt as a junior.
• Also played basketball and was a long jumper and high hurdler on the track team in high school.
• Follow Kern on Twitter at @brettkern6.
• Born Brett Alan Kern on Feb. 17, 1986, in Grand Island, N.Y.

BRETT KERN'S GAME-BY-GAME

2008 Denver Broncos

Date	Opp	W/L	No	Yds	Avg	Net	TB	In 20	Lg	Blk
Sept 8	@ Oak	W	2	80	40.0	38.5	0	1	42	0
Sept 14	SD	W	3	161	53.7	42.0	1	1	64	0
Sept 21	NO	W	2	105	52.5	37.5	0	0	56	0
Sept 28	@ KC	L	2	77	38.5	38.0	0	0	51	0
Oct 5	TB	W	5	248	49.6	45.8	0	2	63	0
Oct 12	Jax	L	4	192	48.0	39.5	1	0	52	0
Oct 20	@ NE	L	5	243	48.6	32.0	1	1	62	0
Nov 2	Mia	L	4	185	46.3	45.0	0	3	61	0
Nov 6	@ Cle	W	1	29	29.0	24.0	0	0	29	0
Nov 16	@ Atl	W	3	127	42.3	39.3	0	1	52	0
Nov 23	Oak	L	2	112	56.0	11.5	0	0	60	0
Nov 30	@ NYJ	W	5	214	42.8	41.4	0	4	52	0
Dec 7	KC	W	1	52	52.0	20.0	0	0	52	0
Dec 14	@ Car	L	5	241	48.2	39.8	1	0	57	0
Dec 21	Buf	L	0	0	0.0	0.0	0	0	0	0
Dec 28	@ SD	L	2	84	42.0	34.0	0	0	46	0
Totals		**8-8**	**46**	**2,150**	**46.7**	**37.8**	**4**	**13**	**64**	**0**

2009 Denver Broncos/Tennessee Titans

Date	Opp	W/L	No	Yds	Avg	Net	TB	In 20	Lg	Blk
Sept 13	@ Cin	W	8	340	42.5	36.4	0	3	56	0
Sept 20	Cle	W	2	109	54.5	42.5	0	1	57	0
Sept 27	@ Oak	W	2	81	40.5	27.0	1	0	48	0
Oct 4	Dal	W	6	305	50.8	41.7	2	2	62	0
Oct 11	NE	W	5	231	46.2	37.8	1	2	64	0
Oct 19	@ SD	W	4	179	44.8	15.5	2	1	50	0
Nov 1	Jax	W	4	193	48.3	43.3	1	3	55	0
Nov 8	@ SF	W	5	217	43.4	44.0	0	2	57	0
Nov 15	Buf	W	3	119	39.7	31.3	0	2	58	0
Nov 23	@ Hou	W	4	176	44.0	41.5	0	2	51	0
Nov 29	Ari	W	4	184	46.0	41.3	1	2	56	0
Dec 6	@ Ind	L	2	78	39.0	39.0	0	1	46	0
Dec 13	StL	W	3	115	38.3	36.3	0	1	54	0
Dec 20	Mia	W	5	244	48.8	44.0	1	2	59	0
Dec 25	SD	L	3	125	41.7	39.7	0	2	46	0
Jan 3	@ Sea	W	4	214	53.5	46.5	1	1	67	0
Totals		**14-2**	**64**	**2,910**	**45.5**	**38.5**	**10**	**27**	**67**	**0**

*** First six games with Denver; final 10 games with Tennessee**

2010 Tennessee Titans

Date	Opp	W/L	No	Yds	Avg	Net	TB	In 20	Lg	Blk
Sept 12	Oak	W	4	200	50.0	44.5	0	2	60	0
Sept 19	Pit	L	5	244	48.8	42.2	0	1	57	0
Sept 26	@ NYG	W	5	214	42.8	36.6	1	1	55	0
Oct 3	Den	L	6	245	40.8	31.5	1	0	60	0
Oct 10	@ Dal	W	5	174	34.8	34.6	0	2	45	0
Oct 18	@ Jax	W	2	98	49.0	50.0	0	1	51	0
Oct 24	Phi	W	4	192	48.0	44.0	0	0	68	0
Oct 31	@ SD	L	6	279	46.5	44.2	0	4	63	0
Nov 14	@ Mia	L	5	209	41.8	37.8	1	2	52	0
Nov 21	Was	L	5	169	33.8	31.4	0	2	51	0
Nov 28	@ Hou	L	7	328	46.9	43.6	0	2	56	0
Dec 5	Jax	L	2	72	36.0	36.0	0	0	40	0
Dec 9	Ind	L	4	165	41.3	41.3	0	0	46	0
Dec 19	Hou	W	4	150	37.5	34.5	0	2	46	0
Dec 26	@ KC	L	8	352	44.0	37.0	1	3	58	0
Jan 2	@ Ind	L	5	211	42.2	42.2	0	2	48	0
Totals		**6-10**	**77**	**3,302**	**42.9**	**39.1**	**4**	**24**	**68**	**0**

2011 Tennessee Titans

Date	Opp	W/L	No	Yds	Avg	Net	TB	In 20	Lg	Blk
Sept 11	@ Jax	L	7	291	41.6	34.3	1	2	48	0
Sept 18	Bal	W	3	119	39.7	38.3	0	2	55	0
Sept 25	Den	W	4	176	44.0	32.3	0	0	62	0
Oct 2	@ Cle	W	6	237	39.5	36.5	0	2	64	0
Oct 9	@ Pit	L	4	169	42.3	42.3	0	1	44	0
Oct 23	Hou	L	7	319	45.6	42.7	1	2	54	0
Oct 30	Ind	W	8	330	41.3	34.1	2	2	55	0
Nov 6	Cin	L	7	320	45.7	41.6	1	1	54	0
Nov 13	@ Car	W	5	221	44.2	38.2	1	1	48	0
Nov 20	@ Atl	L	5	225	45.0	39.6	0	0	57	0
Nov 27	TB	W	3	88	29.3	29.3	0	3	41	0
Dec 4	@ Buf	W	5	239	47.8	45.8	0	4	57	0
Dec 11	NO	L	5	226	45.2	37.6	1	1	52	0
Dec 18	@ Ind	L	7	329	47.0	45.0	0	3	58	0
Dec 24	Jax	W	4	172	43.0	41.8	0	3	51	0
Jan 1	@ Hou	W	6	286	47.7	45.8	0	4	58	0
Totals		**9-7**	**86**	**3,747**	**43.6**	**39.4**	**7**	**31**	**64**	**0**

2012 Tennessee Titans

Date	Opp	W/L	No	Yds	Avg	Net	TB	In 20	Lg	Blk
Sept 9	NE	L	4	209	52.3	45.5	0	2	56	0
Sept 16	@ SD	L	7	361	51.6	48.6	1	3	63	0
Sept 23	Det	W	1	41	41.0	41.0	0	0	41	0
Sept 30	@ Hou	L	7	326	46.6	41.7	0	2	60	0
Oct 7	@ Min	L	6	256	42.7	42.8	0	3	53	0
Oct 11	Pit	W	5	261	52.2	44.8	1	2	61	0
Oct 21	@ Buf	W	3	124	41.3	34.7	1	2	57	0
Oct 28	Ind	L	3	130	43.3	39.0	0	1	61	0
Nov 4	Chi	L	6	299	49.8	30.0	1	1	59	1
Nov 11	@ Mia	W	4	208	52.0	48.0	0	3	71	0
Nov 25	@ Jax	L	4	201	50.3	49.0	0	1	57	0
Dec 2	Hou	L	6	303	50.5	39.3	0	2	70	0
Dec 9	@ Ind	L	3	165	55.0	47.0	0	1	57	0
Dec 17	NYJ	W	10	391	39.1	36.4	1	4	55	0
Dec 23	@ GB	L	8	376	47.0	34.4	0	2	54	0
Dec 30	Jax	W	4	204	51.0	35.8	0	1	55	1
Totals		**6-10**	**81**	**3,855**	**47.6**	**40.4**	**5**	**30**	**71**	**2**

2013 Tennessee Titans

Date	Opp	W/L	No	Yds	Avg	Net	TB	In 20	Lg	Blk
Sept 8	@ Pit	W	5	208	41.6	41.4	0	4	55	0
Sept 15	@ Hou	L	8	382	47.8	46.6	0	1	54	0
Sept 22	SD	W	3	140	46.7	44.3	0	2	63	0
Sept 29	NYJ	W	7	293	41.9	40.9	0	4	54	0
Oct 6	KC	L	6	272	45.3	38.8	0	2	56	0
Oct 13	@ Sea	L	4	140	35.0	31.3	0	1	46	0
Oct 20	SF	L	6	263	43.8	43.8	0	3	55	0
Nov 3	@ StL	W	5	228	45.6	35.0	1	1	55	0
Nov 10	Jax	L	5	219	43.8	42.6	0	1	53	0
Nov 14	Ind	L	3	117	39.0	34.0	0	0	48	0
Nov 24	@ Oak	W	4	163	40.8	29.0	0	1	49	1
Dec 1	@ Ind	L	6	222	37.0	32.2	0	4	35	0
Dec 8	@ Den	L	4	201	50.3	43.5	0	0	62	0
Dec 15	Ari	L	3	145	48.3	48.3	0	2	51	0
Dec 22	@ Jax	W	3	140	46.7	38.7	1	0	50	0
Dec 29	Hou	W	6	253	42.2	42.2	0	6	56	0
Totals		**7-9**	**78**	**3,386**	**43.4**	**39.7**	**2**	**32**	**63**	**1**

BRETT KERN'S NFL STATISTICS

REGULAR SEASON — **PUNTING**

Year	Team	GP	No.	Yds	Avg	Ret	Yds	TB	In	Lg	Blk	Net
2008	Denver	16	46	2,150	46.7	28	330	4	13	64	0	37.8
2009	Denver/Tennessee	16	64	2,910	45.5	27	249	10	27	67	0	38.5
2010	Tennessee	16	77	3,302	42.9	35	214	4	24	68	0	39.1
2011	Tennessee	16	86	3,747	43.6	36	221	7	31	64	0	39.4
2012	Tennessee	16	81	3,855	47.6	39	405	5	30	71	2	40.4
2013	Tennessee	16	78	3,386	43.4	35	210	2	32	63	1	39.7
NFL Totals		**96**	**432**	**19,350**	**44.8**	**200**	**1629**	**32**	**157**	**71**	**3**	**39.3**

Single-Game Highs

Punts - 10 vs. N.Y. Jets (12/17/12)
Yards - 391 vs. N.Y. Jets (12/17/12)
Gross Avg. - 56.0 vs. Oakland (11/23/08)
Net Avg. - 49.0 at Jacksonville (11/25/12)
Long Punt - 71 at Miami (11/11/12)
In20 - 6 vs. Houston (12/29/13)

Additional Statistics

Special Teams Tackles - 0 (2008), 0 (2009), 0 (2010), 1 (2012)
Rushing - 1 rush for 21 yards vs. Denver (9/25/11)

97

KARL KLUG

DEFENSIVE END • 6'3" • 278 lbs • COLLEGE: IOWA
ACQUIRED: 5TH ROUND - 2011 • NFL EXP. (NFL/TITANS): 4/4
HOMETOWN: CALEDONIA, MINN.
GAMES PLAYED/GAMES STARTED: 48/5 (PLAYOFFS: 0/0)

PRO: The Titans used their fifth-round pick in the 2011 NFL Draft on Iowa's Karl Klug (pronounced KLOOG). A largely unheralded selection at the time, Klug proceeded to assemble one of the top seasons in franchise history by a rookie defensive lineman. A blue-collar athlete who plays with tremendous effort and quickness, he led the Titans in 2011 with seven sacks, which also tied for sixth among all NFL rookies and tied for fourth among all NFL defensive tackles. His 3.5 sacks during his second season gave him more total sacks (10.5) than any other Titans defender during that time period. He followed with a two-sack season in 2013.

CAREER HIGHLIGHTS:
• In 2013, Klug played in all 16 games for a third consecutive season and set a career high with three starts. He saw time in defensive tackle and defensive end in the team's 4-3 scheme.
• Against the N.Y. Jets on Sept. 29, 2013, he strip-sacked Geno Smith for a 16-yard loss and recovered the loose ball in the end zone for his first career touchdown.
• In 2012, Klug played in all 16 games for a second consecutive season. His 3.5 sacks gave him a team-high 10.5 total sacks from 2011–2012.
• As a rookie in 2011, Klug compiled a team-high seven sacks. The total tied for sixth place in sacks among all NFL rookies, tied for fourth among all NFL defensive tackles, and led all NFL rookie defensive tackles.
• During his four-year career at Iowa, Klug appeared in 40 games with 26 consecutive starts to end his career. Tallied 140 tackles, including 31 stops for loss, 9.5 sacks, eight quarterback pressures, eight passes defensed, four forced fumbles and a fumble recovery.

TITANS TIDBITS:
• Klug has an identical twin brother, Kevin, who played linebacker at Minnesota State University, Mankato. As high school teammates, Kevin played fullback, opening holes for Karl, the team's running back. They have an older sister, Kelsey.
• Klug's small hometown of Caledonia calls itself the "Wild Turkey Capital of Minnesota" and "The Heart of Quilt Country."
• Klug arrived on Iowa's campus as an undersized defender who weighed only 207 pounds at the time.

CAREER TRANSACTIONS:
• The Caledonia, Minn., native was selected by the Titans in the fifth round (142nd overall) of the 2011 NFL Draft.

SEASON RECAPS:
2013 (16/3): Played in all 16 games with three starts at defensive tackle and registered 26 tackles, two sacks, four quarterback pressures, two passes defensed, two forced fumbles and a fumble recovery for a touchdown. Led or tied for the team lead in quarterback pressures three times (vs. KC, at OAK, vs. HOU).
• Against N.Y. Jets (9/29), posted three tackles, including a strip sack that he recovered for a touchdown. Jolted through the middle and strip-sacked Geno Smith for a 16-yard loss while recovering the loose ball in the end zone for touchdown to make the score 31-6 with 11:45 left to play in the final stanza.
• At Indianapolis (12/1), amassed three tackles, a sack, a forced fumble, a quarterback pressure and a pass defensed. Batted down a pass at the line of scrimmage that was intended for Darrius Heyward-Bey in the second quarter. Teamed with George Wilson to stuff Donald Brown for no gain on a rush up the middle in the second quarter. Strip-sacked Andrew Luck for a seven-yard loss, but the loose ball was recovered by the signal caller.
• At Denver (12/8), started at defensive end and totaled a career-high five tackles.

2012 (16/1): Saw action in all 16 games with a start at defensive tackle and posted 12 tackles, 3.5 sacks, five quarterback pressures, a tackle for loss and a pass defensed. Led the team in sacks once (at IND). Tied for the team lead in quarterback pressures twice (vs. NE, vs. JAX). Tied a career-high with two sacks at Indianapolis (12/9/12).
• At Jacksonville (11/25), collected his first sack of the season. Halted a Jaguars' drive and got the Titans' offense the ball back with a two-yard sack on third-and-10 in the fourth quarter.
• At Indianapolis (12/9), tallied three tackles, including two sacks, a tackle for loss, a quarterback pressure and a pass defensed. Dropped Andrew Luck for a six-yard sack in the second quarter. Ended a Colts' drive by sacking Luck for a 10-yard loss on third-and-seven late in the second quarter. Batted down a pass intended for T.Y. Hilton at the line of scrimmage.
• Against Jacksonville (12/30), recorded a tackle, including a half sack and two quarterback pressures. Ended a Jaguars' drive by combining with Akeem Ayers to sack Chad Henne for a four-yard loss on fourth-and-two late in the fourth quarter.

2011 (16/1): As a rookie, appeared in all 16 games with one start at defensive tackle and led the team with seven sacks. Totaled 32 tackles, 10 quarterback pressures, two tackles for loss, four passes defensed and two forced fumbles. Registered his first career NFL sack and the first two forced fumbles of his career against Baltimore (9/18/11). Led or tied for the team lead in sacks six times in 2011 (vs. BAL, at CLE, vs. IND, at BUF, vs. NO, vs. JAX). Tied for the team lead in quarterback pressures once in 2011 (vs. IND). Made his first career NFL start at Atlanta (11/20/11).
• At Jacksonville (9/11), played as a reserve in his first career NFL contest and posted four tackles, including a stop for loss.
• Against Baltimore (9/18), saw action as a reserve at defensive tackle and tallied a sack and two forced fumbles. Stuffed Ricky Williams for a two-yard loss and forced a fumble that was recovered by Jordan Babineaux early in the second quarter. Had an eight-yard strip-sack of Joe Flacco but the loose ball was recovered by the Ravens late in the second quarter.
• At Cleveland (10/2), collected three solo tackles, including a sack. Kept contain and dropped Joshua Cribbs for a seven-yard sack on a reverse pass play on third-and-six in the first quarter.
• Against Indianapolis (10/30), posted two solo tackles, a sack, three quarterback pressures and a pass defensed. Halted a Colts' drive by dropping Curtis Painter for an eight-yard sack on third-and-11 in the second quarter.
• At Atlanta (11/20), made his first career NFL start at defensive tackle and collected two tackles.
• Against Tampa Bay (11/27), posted a tackle, a pass defensed and two quarterback pressures.
• At Buffalo (12/4), tallied a sack and a pass defensed. Ended a Bills' drive by dropping Ryan Fitzpatrick for a six-yard sack on third-and-six in the third quarter. Batted down a pass intended for David Nelson at the line of scrimmage in the third quarter.
• Against New Orleans (12/11), recorded three tackles, including a season-high two sacks and a quarterback pressure. Dropped Drew Brees for a seven-yard sack late in the second quarter. Halted a Saints' drive and got the Titans' offense the ball back by sacking Brees for a seven-yard loss on third-and-four in the fourth quarter.
• Against Jacksonville (12/24), halted a Jaguars' drive by sacking Blaine Gabbert for an 11-yard loss on third-and-seven in the third quarter.

COLLEGE:

• During his four-year career at Iowa, Klug appeared in 40 games with 26 consecutive starts to end his career. Tallied 140 tackles, including 31 stops for loss, 9.5 sacks, eight quarterback pressures, eight passes defensed, four forced fumbles and a fumble recovery.

• As a senior (2010), started all 13 games at defensive tackle and led team with 13 tackles for loss and 5.5 sacks. Posted 57 total tackles en route to earning second-team All-Big Ten honors from league coaches and media and second-team All-Big Ten by Phil Steele's College Football. Honors also included Roy J. Carver Most Valuable Player Award on defense, Iron Hawk Award and Hayden Fry "Extra Heartbeat" Award. Was named a permanent team captain on defense and was selected to participate in East-West Shrine Game. Was one of seven seniors named to 2010 Leadership Group.

• As a junior (2009), started all 13 games at defensive tackle, recording 65 tackles, 13 tackles for loss, four sacks, five passes defensed and two forced fumbles. Named first team All-Big Ten by Sporting News and honorable mention All-Big Ten by league coaches. Received the Hustle Team Award for defense.

• As a sophomore (2008), played in 12 games and posted 17 tackles, five tackles for loss, two sacks and a forced fumble.

• As a redshirt freshman (2007), suffered foot injury during pre-season drills and appeared in just one game (vs. Minnesota) and posted one tackle.

• Redshirted in 2006.

• Graduated in December 2010 with a degree in recreational management.

PERSONAL:

• Lives in Franklin, Tenn., with his wife, Stacy, and son, Rylan.

• Named first-team All-State as a senior at Caledonia (Minn.) High School after recording 77 tackles and 20 sacks at defensive end. Also had 1,212 rushing yards and 15 touchdowns. Also named to the Minnesota Vikings All-State team, *LaCrosse Tribune* Player of the Year and was a two-time first-team All-Conference player, including Player of the Year as a senior.

• Notched 89 tackles and 18 sacks as a junior.

• Was a three-year wrestling and two-year letterman in track.

• List of favorites: (movie) "Dumb and Dumber"; (TV shows) "SportsCenter" and "Everybody Loves Raymond"; (actor) Will Smith; (music artist) Red Hot Chili Peppers; (school subject) math; (car) 1998 Oldsmobile Cutlass; (book) "Heaven is For Real" by Todd Burpo; (video game) Halo; (food) steak and potatoes; (childhood sports hero) John Randle; and (sports teams as a child) "all the Minnesota teams."

• Born Karl Rainer Klug on March 31, 1988 in La Crosse, Wis.

KARL KLUG'S GAME-BY-GAME

2011 Tennessee Titans

Date	Opp	W/L	P/S	Tot	Solo	Asst	Sk	- Yds	QBP	TFL	Int	- Yds	-TD	PD	FF	FR	- Yds	SpT
Sept 11	@ Jax	L	p	4	2	2	0.0	0.0	0	1	0	0	0	0	0	0	0	0
Sept 18	Bal	W	p	1	1	0	1.0	4.0	0	0	0	0	0	0	2	0	0	0
Sept 25	Den	W	p	1	0	1	0.0	0.0	1	0	0	0	0	1	0	0	0	0
Oct 2	@ Cle	W	p	3	3	0	1.0	7.0	0	0	0	0	0	0	0	0	0	0
Oct 9	@ Pit	L	p	1	0	1	0.0	0.0	0	0	0	0	0	0	0	0	0	0
Oct 23	Hou	L	p	3	3	0	0.0	0.0	0	0	0	0	0	0	0	0	0	0
Oct 30	Ind	W	p	2	2	0	1.0	8.0	3	0	0	0	0	1	0	0	0	0
Nov 6	Cin	L	p	2	1	1	0.0	0.0	2	0	0	0	0	0	0	0	0	0
Nov 13	@ Car	W	p	2	1	1	0.0	0.0	0	1	0	0	0	0	0	0	0	0
Nov 20	@ Atl	L	S	2	1	1	0.0	0.0	0	0	0	0	0	0	0	0	0	0
Nov 27	TB	W	p	1	0	1	0.0	0.0	2	0	0	0	0	1	0	0	0	0
Dec 4	@ Buf	W	p	1	1	0	1.0	6.0	0	0	0	0	0	1	0	0	0	0
Dec 11	NO	L	p	3	2	1	2.0	14.0	1	0	0	0	0	0	0	0	0	0
Dec 18	@ Ind	L	p	1	0	1	0.0	0.0	0	0	0	0	0	0	0	0	0	0
Dec 24	Jax	W	p	2	1	1	1.0	11.0	0	0	0	0	0	0	0	0	0	0
Jan 1	@ Hou	W	p	3	0	3	0.0	0.0	1	0	0	0	0	0	0	0	0	0
Totals		**9-7**	**16/1**	**32**	**18**	**14**	**7.0**	**50.0**	**10**	**2**	**0**	**0**	**0**	**4**	**2**	**0**	**0**	**0**

2012 Tennessee Titans

Date	Opp	W/L	P/S	Tot	Solo	Asst	Sk	- Yds	QBP	TFL	Int	- Yds	-TD	PD	FF	FR	- Yds	SpT
Sept 9	NE	L	S	0	0	0	0.0	0.0	1	0	0	0	0	0	0	0	0	0
Sept 16	@ SD	L	p	1	1	0	0.0	0.0	0	0	0	0	0	0	0	0	0	0
Sept 23	Det	W	p	2	0	2	0.0	0.0	0	0	0	0	0	0	0	0	0	0
Sept 30	@ Hou	L	p	1	0	1	0.0	0.0	0	0	0	0	0	0	0	0	0	0
Oct 7	@ Min	L	p	1	0	1	0.0	0.0	1	0	0	0	0	0	0	0	0	0
Oct 11	Pit	W	p	1	1	0	0.0	0.0	0	0	0	0	0	0	0	0	0	0
Oct 21	@ Buf	W	p	0	0	0	0.0	0.0	0	0	0	0	0	0	0	0	0	0
Oct 28	Ind	L	p	0	0	0	0.0	0.0	0	0	0	0	0	0	0	0	0	0
Nov 4	Chi	L	p	0	0	0	0.0	0.0	0	0	0	0	0	0	0	0	0	0
Nov 11	@ Mia	W	p	1	1	0	0.0	0.0	0	0	0	0	0	0	0	0	0	0
Nov 25	@ Jax	L	p	1	1	0	1.0	2.0	0	0	0	0	0	0	0	0	0	0
Dec 2	Hou	L	p	0	0	0	0.0	0.0	0	0	0	0	0	0	0	0	0	0
Dec 9	@ Ind	L	p	3	3	0	2.0	16.0	1	1	0	0	0	1	0	0	0	0
Dec 17	NYJ	W	p	0	0	0	0.0	0.0	0	0	0	0	0	0	0	0	0	0
Dec 23	@ GB	L	p	0	0	0	0.0	0.0	0	0	0	0	0	0	0	0	0	0
Dec 30	Jax	W	p	1	1	0	0.5	2.0	2	0	0	0	0	0	0	0	0	0
Totals		**6-10**	**16/1**	**12**	**8**	**4**	**3.5**	**20.0**	**5**	**1**	**0**	**0**	**0**	**1**	**0**	**0**	**0**	**0**

2013 Tennessee Titans

Date	Opp	W/L	P/S	Tot	Solo	Asst	Sk	- Yds	QBP	TFL	Int	- Yds	-TD	PD	FF	FR	- Yds	SpT
Sept 8	@ Pit	W	p	2	0	2	0.0	0.0	0	0	0	0	0	0	0	0	0	0
Sept 15	@ Hou	L	S	1	1	0	0.0	0.0	0	0	0	0	0	0	0	0	0	0
Sept 22	SD	W	p	3	2	1	0.0	0.0	0	0	0	0	0	0	0	0	0	0
Sept 29	NYJ	W	p	3	1	2	1.0	16.0	0	0	0	0	0	0	1	1	0	0
Oct 6	KC	L	p	2	1	1	0.0	0.0	1	0	0	0	0	0	0	0	0	0
Oct 13	@ Sea	L	p	1	1	0	0.0	0.0	0	0	0	0	0	0	0	0	0	0
Oct 20	SF	L	p	1	0	1	0.0	0.0	0	0	0	0	0	0	0	0	0	0
Nov 3	@ StL	W	p	1	1	0	0.0	0.0	0	0	0	0	0	0	0	0	0	0
Nov 10	Jax	L	S	0	0	0	0.0	0.0	0	0	0	0	0	0	0	0	0	0
Nov 14	Ind	L	p	1	1	0	0.0	0.0	0	0	0	0	0	0	0	0	0	0
Nov 24	@ Oak	W	p	0	0	0	0.0	0.0	1	0	0	0	0	0	0	0	0	0
Dec 1	@ Ind	L	p	3	2	1	1.0	7.0	1	0	0	0	0	0	1	1	0	0
Dec 8	@ Den	L	S	5	1	4	0.0	0.0	0	0	0	0	0	0	0	0	0	0
Dec 15	Ari	L	p	0	0	0	0.0	0.0	0	0	0	0	0	0	1	0	0	0
Dec 22	@ Jax	W	p	1	1	0	0.0	0.0	0	0	0	0	0	0	0	0	0	0
Dec 29	Hou	W	p	2	2	0	0.0	0.0	1	0	0	0	0	0	0	0	0	0
Totals		**7-9**	**16/3**	**26**	**14**	**12**	**2.0**	**23.0**	**4**	**0**	**0**	**0**	**0**	**2**	**2**	**1**	**0**	**0**

KARL KLUG'S NFL STATISTICS

REGULAR SEASON				TACKLES							INTERCEPTIONS					FUMBLES			
Year	Team	GP	GS	Tot	Solo	Asst	Sk	Yds	QBP	TFL	No	Yds	Lg	TD	PD	FF	FR	Yds	SpT
2011	Tennessee	16	1	32	18	14	7.0	50.0	10	2	0	0	0	0	4	2	0	0	0
2012	Tennessee	16	1	12	8	4	3.5	20.0	5	1	0	0	0	0	1	0	0	0	0
2013	Tennessee	16	3	26	14	12	2.0	23.0	4	0	0	0	0	0	2	2	1	0	0
NFL Totals		**48**	**5**	**70**	**40**	**30**	**12.5**	**93.0**	**19**	**3**	**0**	**0**	**0**	**0**	**7**	**4**	**1**	**0**	**0**

Single-Game Highs

Tackles - 5 at Denver (12/8/13)
Sacks - 2 (Twice, last at Indianapolis 12/9/12)
Tackles For Loss - 1 (Three times, last at Indianapolis 12/9/12)
Forced Fumbles - 2 vs. Baltimore (9/18/11)
Fumble Recovery - 1 vs. N.Y. Jets (9/29/13)
Touchdowns - 1 vs. N.Y. Jets (9/29/13)

67

Andy Levitre

GUARD • 6'2" • 303 lbs • COLLEGE: OREGON STATE
ACQUIRED: UNRESTRICTED FREE AGENT (BUF) - 2013
NFL EXP. (NFL/TITANS): 6/2 • HOMETOWN: SANTA CRUZ, CALIF.
GAMES PLAYED/GAMES STARTED: 80/80 (PLAYOFFS: 0/0)

PRO: As soon as the 2013 NFL free agency period began, the Titans reached out to standout guard Andy Levitre to gauge his interest in coming to Nashville. Before the conclusion of his first day on the open market, the two sides had agreed to terms on a deal that brought the four-year veteran to Tennessee. The 6-foot-2-inch, 303-pounder is a smart and athletic lineman, who plays with good toughness and leverage. The Oregon State product is considered a very good pass protector and his offensive lines in Buffalo paved the way for successful seasons by Fred Jackson and C.J. Spiller. Levitre was drafted by the Bills in the second round of the 2009 NFL Draft and he was very durable during his stay, starting all 64 games in his first four seasons with the club.

CAREER HIGHLIGHTS:

• Levitre is one of only four members of the 2009 NFL Draft class to start all 80 regular season games from 2009 through 2013. The other players who accomplished the feat are James Laurinaitis, Alex Mack and Titans teammate Michael Oher.
• In 2012, Levitre started all 16 games and was a part of an offensive line that held opponents to 30 sacks (fifth fewest in the AFC), while blocking for a rushing attack that averaged 138.6 yards per game, which ranked second in the AFC.
• In 2011, Levitre started all 16 games and was a member of an offensive front that led the NFL in fewest sacks allowed with 23.
• As a rookie in 2009, Levitre started all 16 games and was named to *The Sporting News* 2009 All-Rookie Team, *Pro Football Weekly*/Pro Football Writers of America All-Rookie Team and *The Football Outsiders* All-Rookie Team.

TITANS TIDBITS:

• Levitre enjoys traveling around the world. In March 2012, he visited the Great Wall of China and tobogganed down a stretch of the wall. He has also been to Phuket, Thailand where he had the opportunity to ride an elephant.
• Levitre enjoys fishing and once caught a 250-pound yellowfin tuna in Puerto Vallarta, Mexico. He also enjoys golfing and had the opportunity to play at Pebble Beach.
• Levitre has a signature ice cream that is named after him. Lake Effect Artisan Ice Cream in Buffalo created the Levitreland flavor, which is strawberry cheesecake ice cream with chocolate-covered pretzels throughout.
• Levitre has two Blue French Bulldogs named Titan and Olive.
• Levitre conquered the Burritozilla, a five-pound, 18-inch diabolical burrito at Iguanas restaurant in Santa Clara. He finished the entrée in 17 minutes, winning a commemorative T-shirt.
• Levitre fancies himself as a coffee connoisseur. He is also a skilled grillmaster, utilizing his Big Green Egg to cook masterpieces in his backyard.

CAREER TRANSACTIONS:

• A native of Felton, Calif., Levitre was selected by the Buffalo Bills in the second round (51st overall) of the 2009 NFL Draft.
• Signed by the Titans as an unrestricted free agent on March 14, 2013.

SEASON RECAPS:

2013 (16/16 - Tennessee): Started all 16 games at left guard in his first season with the Titans.
• At Pittsburgh (9/8), started at left guard in his Titans debut and helped open holes for Titans' rushers to gain 112 yards on the ground.
• Against San Diego (9/22), started at left guard and helped block for an offense that amassed 452 total yards, including 170 on the ground.
• Against N.Y. Jets (9/29), started at left guard and blocked for the Titans' offense that amassed 322 total yards and four touchdowns.
• At St. Louis (11/3), started at left guard and blocked for Titans' ball carriers to gain 198 rushing yards on 35 carries (5.7 avg.).
• Against Jacksonville (11/10), started at left guard and was part of an offensive front that allowed just one sack on 42 pass attempts.
• At Oakland (11/24), started at left guard and was a part of an offensive front that protected Ryan Fitzpatrick, allowing him to throw for 320 yards and two touchdowns.
• Against Arizona (12/15), started at left guard and helped protect Ryan Fitzpatrick allowing him to throw for a career-high 402 yards.
• At Jacksonville (12/22), started at left guard and helped open holes for Titans ball carriers to accumulate 182 yards on the ground.

2012 (16/16 - Buffalo): Started all 16 games for the fourth straight year and was a part of an offensive line that held opponents to 30 sacks (fifth fewest in the AFC), while blocking for a rushing attack that averaged 138.6 yards per game, which ranked second in the AFC.
• At N.Y. Jets (9/9), started at left guard and helped block for a rushing attack that amassed 195 yards, including a career-high 169 yards by C.J. Spiller. The offensive front did not allow a sack.
• Against Kansas City (9/16), notched 50th start of his career at left guard and helped block for a rushing attack that gained 201 yards. Did not allow a sack for the second straight week.
• Against New England (9/30), started at left guard and was a part of an offense that produced 438 total yards.
• Against Tennessee (10/21), started at left guard, his 55th consecutive start, and helped lead a rushing attack that amassed 166 yards.
• At New England (11/11), started at left guard and was a member of an offense that produced season bests of 481 total yards and a time of possession of 33:50.
• Against Jacksonville (12/2), started at left guard, his 60th consecutive start. Part of an offense that produced 232 rushing yards and did not give up a sack.

2011 (16/16 - Buffalo): Started all 16 games for third consecutive season and was a member of an offense that allowed a league-low 23 sacks in 2011 and ranked fifth in the NFL (first in the AFC) with 4.9 yards per rush. The 23 sacks allowed are the third-fewest in a Bills 16-game season.
• At Kansas City (9/11), started the third consecutive Kickoff Weekend game of his career. Got the nod at left guard before taking snaps at center in the final minutes. Part of an offensive line that helped produce 163 yards on the ground while yielding just a sack.
• Against Oakland (9/18), held the Raiders' defense to zero sacks while blocking for 217 rushing yards.
• Against New England (9/25), part of offensive line that did not allow a sack and offense gained 448 net yards.
• At N.Y. Giants (10/16), started at left guard and helped block for a rushing attack that tallied 155 yards on 23 attempts. Kicked out to left tackle in the fourth quarter for an injured Chris Hairston.
• Against Washington (10/30), started at left tackle for the first time of the season, helped block for rushing game that produced 138 yards and Fred Jackson's third straight 100-yard game. Was the first of three starts at left tackle.
• At Miami (11/20), started at center for the first time in his career before switching to left guard in the fourth quarter.

2010 (16/16 - Buffalo): Started all 16 games for the second year in a row. Manned the left guard position in each of his starts.
• At Baltimore (10/24), started at left guard, extending his streak of consecutive starts since entering the NFL to 22. Part of an offensive line that blocked for 506 yards of offense and held the Ravens' defense to one sack.
• Against Detroit (11/14), made the 25th start of his career and was a part of an offensive line that blocked for Fred Jackson's season-best 133 rushing yards, while holding the Lions' defense to one sack for the second straight week.
• At Cincinnati (11/21), started at left guard and was a part of an offensive line that helped produce 449 yards of offense, including 141 rushing.
• At Minnesota (12/5), started at left guard, but saw his first career action at center after Geoff Hangartner and back-up Kraig Urbik both left the game with knee injuries.
• Against Cleveland (12/12), started at left guard and was a part of an offensive line that helped block for a season-best 192 rushing yards on 42 carries (4.2 avg.).

2009 (16/16 - Buffalo): Was one of only four rookie offensive linemen (Alex Mack – CLE, Michael Oher – BAL, Max Unger – SEA) to start every game. Named to *The Sporting News* 2009 All-Rookie Team, *Pro Football Weekly*/Pro Football Writers of America All-Rookie Team and *The Football Outsiders* All-Rookie Team.
• At New England (9/14), made his NFL debut, starting at left guard. Joined fellow 2009 draft selection Eric Wood as the first two true rookies to start for the team in a season-opener since 1970. Had a critical block on Fred Jackson's 10-yard touchdown screen pass in fourth quarter.
• Against Tampa Bay (9/20), started for the second straight game at left guard and helped block for Fred Jackson's 163-yard rushing performance.
• At Tennessee (11/15), started at left guard, before making a switch to left tackle to replace Demetrius Bell, who left the game in the second quarter.
• At Jacksonville (11/22), made his first career start at left tackle in place of Demetrius Bell. Moved back to left guard after Seth McKinney left the game with an injury.
• At Kansas City (12/13), started at left guard and was a part of an offensive line that blocked for a 200-yard rushing performance.
• Against Indianapolis (1/3), started at left guard and was a member of an offensive front that blocked for Fred Jackson's 212-yard rushing performance, the team's first 200+ yard rusher since Thurman Thomas (9/24/90). Also held Indianapolis' defense to zero sacks.

COLLEGE:
• Closed out his career with a string of 35 consecutive starts at Oregon State (39 total for his career). In his last two seasons, he started 17 times at left tackle and nine times at right tackle.
• In 2008, was an All-American first-team selection by the American Football Coaches Association and Pro Football Weekly. Earned second-team honors from the Associated Press and was a first-team All-Pac 10 Conference and Academic All-Pac 10 choice. As a senior, served as team co-captain and started all 13 games at left offensive tackle.
• As a junior in 2007, was a second team All-Pac 10 Conference and Academic All-Pac 10 selection. Started the team's first nine games at right offensive tackle before shifting to the left side for his final four contests.
• As a sophomore in 2006, named second-team Academic All-Pac 10 Conference choice, adding All-Pac 10 honorable mention while starting the final 10 games at right tackle.
• As a redshirt freshman in 2005, saw action in every game, serving as the team's top reserve at both guard positions for the first 10 contests. Earned his first career start at right tackle in the season finale against Oregon.
• Redshirted as a freshman in 2004.
• Graduated from Oregon State in March 2009 with degrees in finance and sociology.

PERSONAL:
• Engaged to Katie and the couple splits time between Santa Cruz, Calif., and Nashville.
• Earned Academic All-Pac 10 Conference honors four times.
• Was a SuperPrep Magazine selection as a senior at San Lorenzo Valley High School. Also named first-team All-CIF, first team All-Santa Cruz Coast League, and named to the all-region team by the *San Jose Mercury News*.
• Named team captain and co-MVP as a senior, while also competing on the defensive line.
• As a junior, his team finished 13-0 and won the Central Coast Section title. Was an honorable mention all-state and first team all-conference as an offensive lineman as a junior, and second team as a defensive tackle.
• Earned two letters in track throwing the shot put.
• He has four brothers - Erick Travis, Logan, and Ryan. Erick was an offensive guard at the University of Arizona (2002-06).
• His last name is pronounced Luh-Vee-Tree.
• Born Andrew Steven Levitre on May 15, 1986 in Los Gatos, Calif.

ANDY LEVITRE'S NFL STATISTICS

REGULAR SEASON

Year	Team	GP	GS
2009	Buffalo	16	16
2010	Buffalo	16	16
2011	Buffalo	16	16
2012	Buffalo	16	16
2013	Tennessee	16	16
NFL Totals		**80**	**80**

Starts Breakdown:
2009 - LG 15, LT 1; 2010 - LG 16; 2011 - LG 12, LT 3, C 1; 2012 - LG 16; 2013 - LG 16

Additional Career Statistics
Fumble Recoveries - 2 (2009)
Fumble - 1 (2011)
Tackles - 1 (2013)

77



TAYLOR LEWAN

TACKLE • 6'7" • 309 lbs • COLLEGE: MICHIGAN
ACQUIRED: 1ST ROUND - 2014 • NFL EXPERIENCE: ROOKIE
HOMETOWN: CAVE CREEK, ARIZ.
GAMES PLAYED/GAMES STARTED: 0/0 (PLAYOFFS: 0/0)

PRO: With the 11th overall selection in the 2014 NFL Draft, the Titans selected former Michigan left tackle Taylor Lewan (prounounced leh-WAHN). The 6-foot-7-inch, 309-pound lineman possesses the measurables, athleticism and commitment to be a mainstay in the lineup for years to come. An outgoing personality off the field, he is tenacious and aggressive on it. At Michigan, he was a four-year starter, anchoring the line at left tackle for 48 career starts. At the 2014 NFL Scouting Combine, he ran the 40-yard dash in 4.87 seconds, beating all other offensive linemen in his class and clocking the fourth-fastest time among offensive linemen in the last five years (2010-14). He also ranked among the top offensive linemen at the 2014 combine in the broad jump (first at nine feet, nine inches), vertical jump (tied for third at 30.5 inches) and three-cone drill (fourth at 7.39 seconds). Lewan became the first offensive tackle selected by the Titans/Oilers in the first round since tackle Brad Hopkins (13th overall) in 1993. Paired with right guard Chance Warmack, who was the 10th overall pick in 2013, the duo became the first offensive linemen to be selected by the franchise in back-to-back first rounds since Mike Munchak (1982) and Bruce Matthews (1983).

CAREER HIGHLIGHTS:
• Lewan was named the Big Ten Conference Offensive Lineman of the Year in 2012 and 2013.
• Against Massachusetts on Sept. 15, 2012, he recovered a fumble in the end zone to become the first Michigan offensive lineman to score a touchdown since 1948 (Bob Erben).
• At the conclusion of the 2011 season, during which Lewan helped pave the way for a pair of 1,000-yard rushers (Denard Robinson and Fitzgerald Toussaint), the Wolverines scored an overtime victory over Virginia Tech in the Sugar Bowl.

TITANS TIDBITS:
• Lewan chose to wear jersey number 77 at Michigan and then at the pro level because of the legacy of Wolverine tackles who have donned the number, including Jake Long and Jon Jansen.
• His father, Dave, was a defensive lineman at the University of Minnesota.
• Lewan has a mustache tattooed on his right index finger and a stick figure tattooed on the outside edge of his right hand that he calls his "right-hand man."
• One of Lewan's close friends is Carolina Panthers defensive end Craig Roh. The two played together as high school seniors and then went to Michigan at the same time.

CAREER TRANSACTIONS:
• A native of Cave Creek, Ariz., Lewan was selected by the Titans in the first round (11th overall) of the 2014 NFL Draft.

COLLEGE:
• In four seasons at Michigan, Lewan appeared in 50 games with 48 starts at left tackle. He started the final 41 games of his career.

AS A SENIOR (2013), started all 13 games at left tackle for the third consecutive season.
• Named first-team All-American by *Sporting News*, second-team All-American by Walter Camp, *Associated Press*, *CBSSports.com* and *SI.com*.
• Won the Hugh R. Rader Memorial Award for U-M's top offensive lineman and named Big Ten Rimington-Pace Offensive Lineman of the Year for second consecutive season.
• Added first-team All-Big Ten (coaches and media), *Sporting News* All-Big Ten, *Athlon Sports* All-Big Ten.

AS A JUNIOR (2012), started all 13 games at left tackle.
• Named first-team All-American by Walter Camp, *Associated Press*, *ESPN.com* and *SI.com*. Added Big Ten Rimington-Pace Offensive Lineman of the Year, first-team All-Big Ten (coaches and media), second-team *CBSSports.com* All-American, second-team Phil Steele Postseason All-American, first-team Phil Steele Postseason All-Big Ten, Hugh R. Rader Memorial Award.
• Against Massachusetts (9/15), scored a touchdown on a fumble recovery to become the first Michigan offensive lineman since 1948 (Bob Erben) to score a touchdown.
• Against South Carolina (1/1), made 28th consecutive start at left tackle in Outback Bowl.

AS A SOPHOMORE (2011), started all 13 games at left tackle and helped the Wolverines to a Sugar Bowl title.
• Named second-team All-Big Ten by the league's coaches and honorable mention from the media.

AS A REDSHIRT FRESHMAN (2010), appeared in 11 games and started nine contests at left tackle. Named second-team Freshman All-American by *CollegeFootballNews.com*.
• At Notre Dame (9/11), made collegiate debut as a reserve left tackle in the goal line package.
• Against Bowling Green (Sept. 25), made his first career start at left tackle.
• Redshirted in 2009.
• Graduated in December 2013 with a degree in general studies.

PERSONAL:
• Single, splits time between Nashville and Cave Creek, Ariz.
• Attended Chaparral (Scottsdale, Ariz.) High School for his senior year (2009) after spending three years at Cactus Shadows (Phoenix, Ariz.) High School. Played offensive line for the first time as a senior after previously lining up on the defensive line.
• As a senior, started every game and helped lead his team to the 2008 Class 4A-I State Championship Game.
• Senior honors included SuperPrep All-American; Under Armour All-American game participant; Frank Kush Award as the state of Arizona's top interior offensive lineman; *Arizona Republic* and *East Valley Tribune* first-team All-State; and *Desert Sky* first-team All-Region.
• Totaled 96 tackles and seven sacks as a defensive lineman, including 46 tackles and two sacks as a junior.
• On Twitter: @TaylorLewan77
• List of favorites: (movies) "Animal House," "Wedding Crashers"; (TV show) "Scrubs"; (actor) Vince Vaughn; (music artist) Eric Church; (school subjects) history; (car) Ford; (favorite athlete as a child) John Elway; (video game) Super Smash Bros.; and (food) "Anything chicken."
• Born Taylor Curtis Lewan in Loomis, Calif., on July 22, 1991.

TAYLOR LEWAN'S COLLEGE STATS

REGULAR SEASON

Year	Team	GP	GS
2010	Michigan	11	9
2011	Michigan	13	13
2012	Michigan	13	13
2013	Michigan	13	13
NFL Totals		**50**	**48**

Starts Breakdown:

2010 - LT 9; 2011 - LT 13; 2012 - LT 13; 2013 - LT 13

10

Jake Locker

QUARTERBACK • 6'3" • 223 lbs • COLLEGE: WASHINGTON
ACQUIRED: 1ST ROUND - 2011 • NFL EXP. (NFL/TITANS): 4/4
HOMETOWN: FERNDALE, WASH.
GAMES PLAYED/GAMES STARTED: 23/18 (PLAYOFFS: 0/0)

2012, 2013

PRO: Starting quarterback Jake Locker entered the NFL in 2011 as a first-round draft selection from the University of Washington. The signal caller's arm strength, athleticism, toughness and competitiveness were qualities that convinced the team of his ability to lead a young and talented offense. He has earned the confidence of a new coaching staff in 2014 by displaying the same traits while battling back from a serious right foot injury that ended his third season prematurely. Through his first three campaigns, Locker appeared in 23 games with 18 starts and completed 322 of 563 passes for 3,974 yards, 22 touchdowns and 15 interceptions (81.1 passer rating). He also rushed for 502 yards and four touchdowns during that time. He was elected a team captain by his teammates in 2012 and 2013.

CAREER HIGHLIGHTS:

• In 2013, Locker set a career high with a completion percentage of 60.7. At the time he was placed on injured reserve due to a Lisfranc injury, his 86.7 passer rating ranked sixth in the AFC; his 105.9 fourth-quarter passer rating was third in the AFC and eighth in the NFL; and his 103.7 third-down passer rating ranked second in the AFC and fourth in the NFL.
• In the first four games of the 2013 season, while the Titans went 3-1, Locker led an offense that did not commit a turnover. The Titans joined the 1995 St. Louis Rams as the only teams in the Super Bowl era (1966-present) to go four games at the beginning fo the season without a turnover.
• As a first-time starter in 2012, Locker completed 177 of 314 passes for 2,176 yards, 10 touchdowns and 11 interceptions (74.0 passer rating) in 11 games. He also rushed for 291 yards and a score on 41 attempts.
• In 2011, Locker appeared in five games as a reserve and completed 34 of 66 passes for 542 yards with four touchdowns and no interceptions. Rushed the ball eight times for 56 yards and a touchdown.
• Locker's 282 passing yards against New Orleans (12/11/11) rank second in franchise history by a rookie quarterback and the most since the Oilers' inaugural 1960 season (Jacky Lee - 331 yards at Boston Patriots, 11/25/60).
• As a senior at Washington in 2010, completed 184 of 332 passes for 2,265 yards with 17 touchdowns. Avenged a 0-12 season in 2008, by leading the Huskies to a bowl game for the first time since 2002.
• Connected on a collegiate-best 230 of 395 passes for 2,800 yards with 21 touchdowns in 2009 as a junior at Washington. Earned All-Pac-10 honorable mention and was a semifinalist for the Davey O'Brien Quarterback Award.

TITANS TIDBITS:

• Locker built a chicken coop in his backyard. He has 15 chickens who produce approximately 70 eggs per week that he shares with family and friends.
• Locker has hosted a youth football camp every offseason since 2012 at Battle Ground Academy in Franklin, Tenn.
• Locker was very involved with charitable endeavors while at Washington and volunteered a lot of his time at local children's hospitals. He started a foundation with teammates called "Touchdowns for Kids" that benefitted youth hospitals.
• Locker was an outstanding baseball player in high school. He was originally selected in the 40th round by the Los Angeles Angels as a senior in 2006 coming out of Ferndale High School and the organization again tabbed him in the 10th round of the 2009 draft to play centerfield in their minor league system. Locker actually returned to Washington as a walk-on for his senior campaign, as the Angels paid his scholarship costs during the fall 2010 semester.
• Locker played outfield for the Bellingham Bells of the West Coast Collegiate Baseball League in 2008, where he was named by Baseball America as the league's top prospect. After suffering an offseason injury, he played in just 10 games, hitting .273 with one home run before returning to Washington for 2008 football fall camp. An anonymous baseball scout quoted in Baseball America said Locker "could be a potential Hall of Famer."
• In 2010, Locker's hometown of Ferndale declared the day of its annual Old Settlers Picnic to be "Jake Locker Day."
• Of all the impressive tailgate parties that take place before and after University of Washington football games, one of the most formidable the last few years was held by the "Ferndawgs," a passionate group of family and friends from Ferndale who cheered at every home game Locker played. While the Ferndawgs drape themselves in Washington purple and gold, very few of them attended the university.

CAREER TRANSACTIONS:

• The Ferndale, Wash., native was selected by the Titans in the first round (eighth overall) in the 2011 NFL Draft.

SEASON RECAPS:

2013 (7/7): Started seven games at quarterback and completed 111 of 183 passes for 1,256 yards with eight touchdowns and four interceptions. Carried the ball 24 times for 155 yards with two rushing scores. Was inactive for two games. Placed on injured reserve on Nov. 12, 2013. At the time of being placed on injured reserve ranked sixth in the AFC with a 86.7 passer rating; third in the AFC and eighth in the NFL with a 105.9 passer rating in the fourth quarter; and second in the AFC and fourth in the NFL with a 103.7 passer rating on third down. Has engineered three career comeback performances, defined as a game-winning drive when the team trailed or was tied in the fourth quarter or overtime, including two in 2013 (vs. SD, at STL). Rushed for a career-high 68 yards against San Diego (9/22/13). Was voted a team captain for the 2013 season by his teammates.
• At Pittsburgh (9/8), completed 11 of 20 passes for 125 yards. Picked up six first downs through the air with four conversions coming on third down. Extended the Titans' second scoring drive with a 25-yard connection to Delanie Walker on third-and-15 and a 14-yard pass to Nate Washington on third-and-13 in the third quarter.
• At Houston (9/15), connected on 17 of 30 throws for 148 yards and two touchdowns for a passer rating of 92.1. Kept the Titans' initial scoring drive alive with a 17-yard strike to Nate Washington on third-and-six in the first quarter. Tied the game at 7-7 with a six-yard touchdown pass to Kendall Wright on third-and-goal with 5:10 left to play in the first quarter. Kickstarted the Titans' nine-play, 99-yard drive with a 31-yard strike to Washington in the fourth quarter. Gave the Titans a 17-16 lead with a 10-yard touchdown pass to Delanie Walker with 6:37 left to play in the fourth quarter.
• Against San Diego (9/22), completed 23 of 37 passes for 299 yards with a touchdown for a 96.6 passer rating. Rushed for a career-best 68 yards on five carries with a touchdown. Kickstarted the Titans first scoring drive with a 39-yard run to the Chargers' 42-yard line. Connected with Nate Washington for a game-high 35-yard reception during the second quarter. Got the Titans' initial touchdown drive started with a 17-yard pass to Delanie Walker in the second quarter. Tied the game 10-10 with a seven-yard touchdown scamper on a designed run with 1:08 left to play in the second quarter. Kept a Titans' fourth quarter scoring drive alive with a 15-yard strike to Delanie Walker on third-and-10. Extended the same scoring drive with a 17-yard toss to Nate Washington on fourth-and-three. Completed seven of 10 passes during the game-winning 10-play, 94-yard

drive and found six different receivers for completions. Gave the Titans a 20-17 lead with a 34-yard touchdown pass to Justin Hunter with 15 seconds remaining in the fourth quarter. It gave Locker his second career "comeback performance." In the first quarter, he became the 16th passer in franchise history to reach the 3,000-yard passing mark.
• Against N.Y. Jets (9/29), completed 18 of 24 passes for 149 yards with a career-high three touchdown passes. Left the game early in the third quarter with knee and hip injuries. Got the Titans on the scoreboard with a one-yard touchdown pass to Delanie Walker on third-and-goal with 11:57 left to play in the first quarter. Kept a Titans' scoring drive alive with an 18-yard connection to Nate Washington on third-and-eight in the second quarter. Gave the Titans a 17-3 lead with a four-yard touchdown toss to Washington on third-and-goal in the second quarter. Gave the Titans a 24-6 lead with a 15-yard touchdown pass to Justin Hunter with two seconds left to play in the second quarter.
• Against San Francisco (10/20), returned to the starting lineup and completed 25 of 41 passes for 326 yards with two touchdowns and an interception. Notched his third career 300-yard passing game. Scrambled three times for 29 yards. Set up the Titans' field goal with a 42-yard connection to Nate Washington down the right sideline in the third quarter. Converted a third-and-six with a 16-yard scramble during the Titans' initial scoring drive in the fourth quarter. Cut the 49ers lead to 24-10 with a 66-yard touchdown pass to Chris Johnson with 7:07 remaining in the fourth quarter. Extended the Titans' second touchdown drive with a 33-yard toss to Kendall Wright on third-and-eight in the fourth quarter. Found Delanie Walker for a 26-yard touchdown pass with 3:17 left to play in the fourth quarter.
• At St. Louis (11/3), completed 13 of 22 passes for 185 yards with two interceptions. Rushed three times for 10 yards and a touchdown. Converted a pair of third downs during the Titans' third touchdown drive with a five-yard pass to Justin Hunter on third-and-one and a 20-yard connection to Damian Williams' on third-and-five in the fourth quarter. Gave the Titans a 21-14 lead with a five-yard touchdown run on third-and-goal with 9:42 remaining in the fourth quarter. He was credited with his third career "comeback performance," defined as a game-winning drive when the team trailed or was tied in the fourth quarter or overtime.
• Against Jacksonville (11/10), completed four of nine passes for 24 yards before leaving the game in the second quarter with a foot injury.

2012 (11/11): Started 11 games and completed 177 of 314 passes for 2,176 yards with 10 touchdowns and 11 interceptions. Finished second on the team with 291 rushing yards with a touchdown. Was inactive for five games with a shoulder injury (at MIN, vs. PIT, at BUF, vs. IND, vs. CHI). Posted career-highs with 29 completions and 378 passing yards against Detroit (9/23/12). Registered his first career NFL start at quarterback against New England (9/9/12). Led the team in rushing yards five times in 2012 (vs. NE, at SD, vs. DET, at IND, at GB). Was voted a team captain for the 2012 season by his teammates.
• Against New England (9/9), made his first career start at quarterback and completed 23 of 32 passes for 229 yards with one touchdown and one interception. Led the team with 11 rushing yards on two rushes. Extended the Titans' first scoring drive with a 17-yard pass to Kendall Wright on third-and-seven in the first quarter. Kept the first scoring drive alive with a 24-yard pass to Nate Washington down the left sideline in the opening stanza. Converted a third-and-eight with a nine-yard scramble in the second stanza. Kickstarted the Titans' touchdown drive with a 35-yard strike to Jared Cook early in the third quarter. Cut the Patriots lead to 21-10 with a 29-yard touchdown pass to Washington with 10:17 left to play in the third quarter. Left the game with an injured left shoulder in the fourth quarter.
• At San Diego (9/16), connected on 15 of 30 passes for 174 yards with a touchdown and an interception. Led the team with 21 rushing yards on two rushes. Extended the Titans' first scoring drive with a 20-yard rush on third-and-nine in the second quarter. Hooked up with Kendall Wright for a 15-yard touchdown pass with 2:20 remaining in the third quarter.
• Against Detroit (9/23), completed 29 of 42 passes for 378 yards with two touchdowns for a 113.0 passer rating. Led the team with 35 rushing yards on four carries, including a long of 31 yards. Kickstarted the Titans' initial scoring drive with a 32-yard connection with Nate Washington in the opening stanza. Gave the Titans a 17-6 lead with a 61-yard touchdown pass to Jared Cook with 13:00 remaining in the second quarter. Helped set up a Titans' field goal by scrambling for a 31 yards in the second quarter. Gave the Titans a 34-27 lead with a 71-yard touchdown pass to Nate Washington with 3:11 remaining in the fourth quarter. Got the Titans' game-winning drive in overtime started with a 24-yard pass to Craig Stevens. Kept the Titans' game-winning drive alive with a 13-yard pass to Damian Williams on third-and-10 in overtime.
• At Houston (9/30), left the game in the first quarter with a left shoulder injury after attempting two passes.
• At Miami (11/11), returned to the lineup as the starting quarterback after missing five games. Completed nine of 21 passes for 122 yards with two touchdowns and carried the ball four times for 36 yards. Gave the Titans an early 7-0 lead with a nine-yard touchdown strike to Kendall Wright on third-and-goal with 6:49 remaining in the first quarter. Kickstarted the Titans' second touchdown drive by scampering for 20 yards after initially tripping over Chris Johnson's foot during a play-action fake in the first quarter. Extended the Titans' second touchdown drive with a five-yard run on fourth-and-two late in the first quarter. Kept the Titans' third-quarter touchdown drive alive with a pair of connections to Kenny Britt: an eight-yard pass on third-and-three and a 28-yard hookup on third-and-one. Extended the Titans' lead to 31-3 with a 26-yard touchdown toss to Jared Cook on third-and-15 in the third stanza.
• At Jacksonville (11/25), completed 23 of 40 passes for 261 yards with a touchdown. Connected with Damian Williams for a 27-yard pass during the Titans' scoring drive in the third quarter. Cut the Jaguars' lead to 21-19 with a six-yard touchdown pass to Kenny Britt in the corner of the end zone with 4:52 remaining in the game.
• Against Houston (12/2), started at quarterback and completed 21 of 45 passes for 309 yards with a touchdown and three interceptions. Rushed four times for 38 yards. Set up a touchdown with a 38-yard strike to Kendall Wright in the third quarter. Connected with Kenny Britt for a 34-yard touchdown to make the score 24-10 with 1:34 left to play in the third quarter. Found Nate Washington for a 49-yard catch on third-and-three early in the fourth quarter.
• At Indianapolis (12/9), completed 22 of 35 passes for 262 yards with a touchdown and two interceptions. Carried the ball four times for a career-best 51 yards. Extended the Titans' opening touchdown drive with a 32-yard run to the Colts' 35-yard line in the first quarter. Gave the Titans an early 7-0 lead with an 18-yard touchdown pass to Jared Cook on third-and-six with 10:10 left to play in the first quarter. Helped set up the Titans' first field goal with a 46-yard pass to Kenny Britt down the right sideline. Set up the Titans' field goal just before halftime with a 46-yard bomb to Britt down the left sideline.
• Against N.Y. Jets (12/17), completed 13 of 22 passes for 149 yards. Rushed the ball seven times for 43 yards with a touchdown. Connected with Nate Washington for a 30-yard reception over the middle during the Titans' initial drive. Found Michael Preston for a 21-yard reception during the Titans' game-winning touchdown drive late in the third quarter. Gave the Titans a 14-10 lead with a designed 13-yard touchdown run with 20 seconds remaining in the third stanza.
• At Green Bay (12/23), hooked up with Kenny Britt for a two-yard touchdown pass.
• Against Jacksonville (12/30), completed nine of 15 passes for 152 yards. Extended the Titans' initial touchdown drive with a 21-yard pass to Nate Washington on third-and-five during the opening series. Set up the Titans' first touchdown with a 42-yard bomb to Lavelle Hawkins in the first stanza. Kept the Titans' final scoring drive alive with an 11-yard pass to Kenny Britt on third-and-seven and a three-yard scramble on third-and-two.

2011 (5/0): As a rookie, appeared in five games as a reserve and completed 34 of 66 passes for 542 yards with four touchdowns and no interceptions. Rushed the ball eight times for 56 yards and a touchdown. Made his NFL debut as a reserve at Cleveland (10/2/11). Did not play as the backup quarterback in 11 games. Notched his first career NFL completion on a 12-yard pass to Lavelle Hawkins against Houston (10/23/11). Posted his first career NFL touchdown pass with a 40-yard connection to Nate Washington at Atlanta (11/20/11). His 282 passing yards against New Orleans (12/11/11) rank second in franchise history by a rookie quarterback and the most since the Oilers' inaugural 1960 season (Jacky Lee - 331 yards at Boston Patriots, 11/25/60). Led the team in rushing yards once in 2011 (vs. NO).
• At Cleveland (10/2), made his NFL debut by replacing Matt Hasselbeck for the team's final possession in the fourth quarter. Threw an incompletion on his only pass attempt.
• Against Houston (10/23), entered the game for the final two drives in the fourth quarter and completed his only pass for 12 yards. Posted his first career NFL completion on a 12-yard pass to Lavelle Hawkins.
• At Atlanta (11/20), entered the game late in the third quarter after Matt Hasselbeck left with an injury. Completed nine of 19 passes for 140 yards with two touchdowns. Cut the Falcons' lead to 23-10 with his first

career NFL touchdown pass on a 40-yard strike to Nate Washington on third-and-two late in the third quarter. Converted a third-and-10 with an 11-yard scramble during the Titans' touchdown drive in the fourth quarter. Connected with Jared Cook for a 22-yard pass on fourth-and-17 during the touchdown drive late in the final quarter. Found Lavelle Hawkins down the left sideline for a 32-yard pass during the scoring drive. Made it a one posssession game with a four-yard touchdown pass to Washington.
• Against New Orleans (12/11), entered the game early in the second quarter when Matt Hasselbeck left the contest with an injury and didn't return. Completed 13 of 29 passes for 282 yards with a touchdown. Rushed six times for 36 yards with a rushing score. His 282 passing yards rank second in franchise history by a rookie quarterback and the most since the Oilers' inaugural 1960 season (Jacky Lee - 331 yards at Boston Patriots, 11/25/60). Kickstarted the Titans' first scoring drive with a 31-yard pass to Craig Stevens in the second quarter. Hooked up with Damian Williams for a 54-yard catch-and-run reception in the third quarter. Gave the Titans a 10-9 lead by avoiding defenders and extending the ball over the goalline for a six-yard touchdown run in the third stanza. Scrambled up the middle for a 17-yard gain in the fourth quarter. Cut the Saints lead to 22-17 with a 40-yard touchdown bomb to Nate Washington with 5:58 remaining in the fourth quarter. Connected with Washington for a 40-yard pass down to the Saints' five-yard with less than a minute remaining in the game.
• At Indianapolis (12/18), entered the game with a little more than six minutes remaining in the fourth quarter and completed 11 of 16 passes for 108 yards with a touchdown. Extended a Titans' touchdown drive with a nine-yard toss to Jared Cook on third-and-one in the fourth quarter. Found Nate Washington for a seven-yard touchdown pass with 3:43 left to play in the game.

COLLEGE:
• In four seasons at Washington, Locker started 40 games, completing 619 of 1,148 passes for 7,639 yards with 53 touchdowns and 35 interceptions, holding a career passer rating of 119.1. He rushed the ball 454 times for 1,939 yards (4.3 avg.) with 29 touchdowns. Locker amassed 9,578 yards in total offense on 1,602 plays (6.0 avg.), averaging 239.45 yards per game. Ended his Huskies' career at or near the top of most of the school's passing and quarterback rushing charts, holding the school record for season (986 in 2007) and career (1,939) rushing yards by a quarterback. His 29 career rushing touchdowns ranked No. 3 all-time (all positions). Ranked No. 2 all-time in career passing yards with 7,639 yards and also ranks second in career attempts (1,148), completions (619) and touchdown passes (53). Was responsible for 496 career points (touchdowns rushed and passed for), second-most in UW history (only eight points behind Cody Pickett's record). As far as total offense goes, ranked No. 2 in career yards (9,578), attempts (1,601) and yards per game (239.5).
• As a senior (2010), started 12 of 13 games at quarterback, missing the Oregon game due to a broken rib, which was initially injured in the Oregon State game. Completed 184 of 332 passes for 2,265 yards with 17 touchdowns and nine interceptions. Carried the ball 114 times for 385 yards and six rushing touchdowns. Earned honorable mention All-Pac-10. Named team captain for the second straight season and won the team's Guy Flaherty Most Inspirational Award at the postseason banquet. Became just the fourth player in the 103-year history of the award to win it twice.
• As a junior (2009), earned All-Pac-10 honorable mention and was a semifinalist for the Davey O'Brien Quarterback Award. Member of Watch Lists for the Maxwell Award, presented annually to the most outstanding collegiate football player in America, and the Manning Award, recognizing the nation's most outstanding quarterback. Recipient of the Guy Flaherty Most Inspirational Award, Washington's oldest and most prestigious team honor. Served as a team captain, starting all 12 games, as he completed a career-best 230 of 395 passes for 2,800 yards with 21 touchdowns and 11 interceptions. Carried the ball 112 times for 388 yards (3.5 avg.) and seven scores. On 507 offensive plays, he totaled 3,188 yards and was responsible for 28 touchdowns. His pass attempts rank fourth in school history behind Cody Pickett (612 in 2002, 454 in 2003) and Cary Conklin (404, 1989).
• As a sophomore (2008), named to the preseason watch lists for the Maxwell Award, presented annually to the most outstanding collegiate football player, and the Manning Award, recognizing the nation's most outstanding quarterback. Started the first four games of the season before breaking his thumb against Stanford. Completed 50 of 93 passes attempted for 512 yards and one touchdown. Carried the ball 56 times for 180 yards (3.2 avg.) and three touchdowns. Gained 692 yards in total offense on 149 plays.
• As a freshman (2007), selected All-Pac-10 honorable mention and named the league's Freshman of the Year. Named first-team redshirt freshman All-American choice by collegesportsreport.com and second-team pick by Rivals.com. Received the Travis Spring Most Outstanding Freshman Award for offense at the team's postseason awards banquet. Started every game but one and gained 2,062 yards with 14 touchdowns and 15 interceptions on 155 of 328 passes. Added 986 rushing yards with 13 more scores on a career-best 172 carries (5.7 avg.). Totaled 3,048 yards on 500 offensive touches, as he was responsible for 27 touchdowns. Set a school record for passing yards by a freshman with his 2,062 yards and 155 completions. Set another Huskies record for touchdown passes by a freshman with 14 and tied for 13th among all quarterbacks on the single-season record list. Set a school record for rushing attempts by a quarterback with 172 and set Pac-10 and UW records for rushing yards by a freshman quarterback with 986. That total also set school season records for rushing yards by a freshman and rushing yards by a quarterback and ranks 14th on the single-season record list. Set a school record for longest pass play with a 98-yard touchdown to Marcel Reece against Arizona. Also threw an 83-yard touchdown to Anthony Russo against Oregon, the sixth-longest pass play in school history. Was an Academic All-Pac-10 honorable mention in 2007.
• As a redshirt freshman (2006), quarterbacked the Washington service team. Dressed for all 12 games but didn't see game action. Won the team's Pepsi Player of the Week Award for his work on the service team leading up to games vs. Fresno State, Arizona and Washington State.
• Was a History major at Washington.

PERSONAL:
• Married to Lauren with their daughter, Colbie, and their son, Cooper, the family splits time between Nashville and Ferndale, Wash.
• Attended Ferndale (Wash.) High School, playing football for head coach Vic Randall and led the Golden Eagles to a 37-4 overall record in three years as a starting quarterback. Also started at cornerback in his first prep year before moving to safety, becoming the first freshman to start in Randall's 21-year career as head coach.
• One of four Seattle Times "Blue Chip" recruits, ranking fifth nationally at quarterback and first in the West, by Prep Star. Ranked 85th in Scout.com's National "Hot 100" squad. Given a four-star rating by Rivals.com, as that recruiting service listed him as the fourth dual-threat quarterback in the nation, the 68th prospect in the country and the third-best recruit in the state of Washington. Ranked fifth nationally at quarterback and first in the West by Prep Star.
• As a senior, led his team to a 14-0 record and a state title in 2005, throwing for 1,603 yards and 25 touchdowns with only three interceptions. An excellent running quarterback, he also rushed for 1,339 yards and 24 scores during his senior year, earning first-team All-American honors from Parade and EA Sports. That year, he was also named the Class 3A state Player of the Year by the Associated Press and Seattle Times, adding first-team All-State honors from both organizations. In the 2005 Washington 3A state title game, he had four touchdowns and 272 total yards in a 47-12 win over Prosser High School. Helped Ferndale to a seventh place ranking in USA Today's final West Region rankings, and the team ranked 12th in MaxPreps.com's final national rankings.
• As a junior, passed for 1,314 yards and 16 touchdowns while rushing for 987 yards and 15 scores in 2004, leading Ferndale to a 13-2 record and a Washington 3A state runner-up finish. In the state title game, the Golden Eagles fell to nationally-ranked prep powerhouse Bellevue, 31-28. Named first-team All-State by the Associated Press that season, adding All-State accolades as a pitcher and outfielder for the school's baseball team.
• As a sophomore, he threw for 713 yards with nine touchdowns, while running for 478 yards and three scores after taking over as the starting quarterback in the Golden Eagles' "Wing-T" offense, leading the team to a 10-2 record. Also moved to safety on defense, as Locker directed Ferndale to the second round of the 3A state playoffs before the team lost to O'Dea High, 31-0.
• Was also a standout pitcher and outfielder on the baseball diamond, as he was named the 3A State Player of the Year in 2006.
• Selected in the 40th round of the 2006 Major League Baseball Draft by the Los Angeles Angels of Anaheim. The Angels again selected him in the 10th round of the 2009 draft as an outfielder, signing him to a six-year contract that included a $300,000 signing bonus.
• Father, Scott, and uncles, Mike, John and Patrick all played football at Western Washington University, where Patrick still holds the career total yardage record. Patrick, the Player of the Century at Western Washington after gaining 4,049 yards in his career, was introduced by Jake during his

induction into the Pacific Northwest Football Hall of Fame in 2008.
• Has two sisters, Alyssa and Erika and his cousin, Casey, is currently a safety on the Washington State football team. Another cousin, Brady, was a teammate on the Bellingham Bells baseball team.
• List of favorites: (movie) "Dumb and Dumber"; (TV show) "Friends"; (actor) Mark Wahlberg; (music artist) Justin Moore; (school subject) History; (vehicle) "My Chevy truck"; (video game) NCAA Football; (food) steak and potatoes; (sports hero) Peyton Manning, Bo Jackson and most of the people my dad rooted for; (book) The playbook and (sports team as a child) Seattle Mariners and Seattle Seahawks.
• Born Jacob Cooper Locker on June 15, 1988 in Bellingham, Wash.

JAKE LOCKER'S GAME-BY-GAME

2011 Tennessee Titans					PASSING											RUSHING				
Date		Opp	W/L	P/S	Att	Cmp	Pct	Yds	Yds/Att	TD	Int	Lg	Sk	Lst	Rating	Att	Yds	Avg	Lg	TD
Sept 11	@	Jax	L	DNP																
Sept 18		Bal	W	DNP																
Sept 25		Den	W	DNP																
Oct 2	@	Cle	W	p	1	0	0.0	0	0.0	0	0	-	0	0	39.6	0	0	-	0	0
Oct 9	@	Pit	L	DNP																
Oct 23		Hou	L	p	1	1	100.0	12	12.0	0	0	12	1	9	116.7	0	0	-	0	0
Oct 30		Ind	W	DNP																
Nov 6		Cin	L	DNP																
Nov 13	@	Car	W	DNP																
Nov 20	@	Atl	L	p	19	9	47.4	140	7.4	2	0	40t	1	7	107.3	1	11	11.0	11	0
Nov 27		TB	W	DNP																
Dec 4	@	Buf	W	DNP																
Dec 11		NO	L	p	29	13	44.8	282	9.7	1	0	54	2	12	91.5	6	36	6.0	17	1
Dec 18	@	Ind	L	p	16	11	68.8	108	6.8	1	0	15	1	9	108.3	1	9	9.0	9	0
Dec 24		Jax	W	DNP																
Jan 1	@	Hou	W	DNP																
Totals			**9-7**	**5/0**	**66**	**34**	**51.5**	**542**	**8.2**	**4**	**0**	**54**	**5**	**37**	**99.4**	**8**	**56**	**7.0**	**17**	**1**

2012 Tennessee Titans					PASSING											RUSHING				
Date		Opp	W/L	P/S	Att	Cmp	Pct	Yds	Yds/Att	TD	Int	Lg	Sk	Lst	Rating	Att	Yds	Avg	Lg	TD
Sept 9		NE	L	S	32	23	71.9	229	7.2	1	1	35	2	8	89.2	2	11	5.5	9	0
Sept 16	@	SD	L	S	30	15	50.0	174	5.8	1	1	46	0	0	65.1	2	21	10.5	20	0
Sept 23		Det	W	S	42	29	69.0	378	9.0	2	0	71t	0	0	113.0	4	35	8.8	31	0
Sept 30	@	Hou	L	S	2	0	0.0	0	0.0	0	0	0	1	8	39.6	0	0	-	0	0
Oct 7	@	Min	L	IA																
Oct 11		Pit	W	IA																
Oct 21	@	Buf	W	IA																
Oct 28		Ind	L	IA																
Nov 4		Chi	L	IA																
Nov 11	@	Mia	W	S	21	9	42.9	122	5.8	2	0	28	1	6	93.8	4	36	9.0	20	0
Nov 25	@	Jax	L	S	40	23	57.5	261	6.5	1	2	27	1	11	64.7	5	21	4.2	5	0
Dec 2		Hou	L	S	45	21	46.7	309	6.9	1	3	49	6	44	49.2	4	38	9.5	15	0
Dec 9	@	Ind	L	S	35	22	62.9	262	7.5	1	2	46	1	3	71.4	4	51	12.8	32	0
Dec 17		NYJ	W	S	22	13	59.1	149	6.8	0	0	30	4	22	79.5	7	43	6.1	15	1
Dec 23	@	GB	L	S	30	13	43.3	140	4.7	1	2	39	7	39	41.0	4	32	8.0	22	0
Dec 30		Jax	W	S	15	9	60.0	152	10.1	0	0	42	2	10	94.3	5	3	0.6	3	0
Totals			**6-10**	**11/11**	**314**	**177**	**56.4**	**2,176**	**6.9**	**10**	**11**	**71t**	**25**	**151**	**74.0**	**41**	**291**	**7.1**	**32**	**1**

2013 Tennessee Titans					PASSING											RUSHING				
Date		Opp	W/L	P/S	Att	Cmp	Pct	Yds	Yds/Att	TD	Int	Lg	Sk	Lst	Rating	Att	Yds	Avg	Lg	TD
Sept 8	@	Pit	W	S	20	11	55.0	125	6.3	0	0	25	1	8	74.0	5	3	0.6	5	0
Sept 15	@	Hou	L	S	30	17	56.7	148	4.9	2	0	31	4	19	92.1	2	10	5.0	10	0
Sept 22		SD	W	S	37	23	62.2	299	8.1	1	0	35	2	17	96.6	5	68	13.6	39	1
Sept 29		NYJ	W	S	24	18	75.0	149	6.2	3	0	25	2	13	130.0	3	17	5.7	11	0
Oct 6		KC	L	IA																
Oct 13	@	Sea	L	IA																
Oct 20		SF	L	S	41	25	61.0	326	8.0	2	1	66t	3	28	92.1	3	29	9.7	16	0
Nov 3	@	StL	W	S	22	13	59.1	185	8.4	0	2	45	4	20	48.5	3	10	3.3	6	1
Nov 10		Jax	L	S	9	4	44.4	24	2.7	0	1	15	0	0	12.0	3	18	6.0	10	0
Nov 14		Ind	Placed on injured reserve on Nov. 12, 2013																	
Nov 24	@	Oak																		
Dec 1	@	Ind																		
Dec 8	@	Den																		
Dec 15		Ari																		
Dec 22	@	Jax																		
Dec 29		Hou																		
Totals			**4-5**	**7/7**	**183**	**111**	**60.7**	**1,256**	**6.9**	**8**	**4**	**66t**	**16**	**105**	**86.7**	**24**	**155**	**6.5**	**39**	**2**

JAKE LOCKER'S NFL STATISTICS

REGULAR SEASON			PASSING											RUSHING				
Year	Team	GP/GS	Att	Cmp	Pct	Yds	Yd/Att	TD	INT	Lg	Sk	Yds	Rat	Att	Yds	Avg	Lg	TD
2011	Tenn.	5/0	66	34	51.5	542	8.2	4	0	54	5	37	99.4	8	56	7.0	17	1
2012	Tenn.	11/11	314	177	56.4	2,176	6.9	10	11	71t	25	151	74.0	41	291	7.1	32	1
2013	Tenn.	7/7	183	111	60.7	1,256	6.9	8	4	66t	16	105	86.7	24	155	6.5	39	2
NFL Totals		**23/18**	**563**	**322**	**57.2**	**3,974**	**7.1**	**22**	**15**	**71t**	**46**	**293**	**81.1**	**73**	**502**	**6.9**	**39**	**4**

Career record as starter: 8-10 (.444): 4-7 (2012), 4-3 (2013)

Single-Game Highs

Attempts - 45 vs. Houston (12/2/12)
Completions - 29 vs. Detroit (9/23/12)
Passing Yards - 378 vs. Detroit (9/23/12)
Touchdown Passes - 3 vs. N.Y. Jets (9/29/13)
Long Completion - 71t vs. Detroit (9/23/12)

Rushes - 7 vs. N.Y. Jets (12/17/12)
Rushing Yards - 68 vs. San Diego (9/22/13)
Long Rush - 39 vs. San Diego (9/22/13)
Rushing Touchdown - 1 (Four times, last at St. Louis (11/3/13)

83

Marc Mariani

WIDE RECEIVER • 6'1" • 187 lbs • COLLEGE: MONTANA
ACQUIRED: D7a - 2010 • NFL EXP. (NFL/TITANS): 5/5
HOMETOWN: HAVRE, MONT.
GAMES PLAYED/GAMES STARTED: 32/0 (PLAYOFFS: 0/0)

PRO BOWLS
2010

PRO: The Titans used their first of two seventh-round selections in 2010 on Montana wide receiver Marc Mariani, a shifty route runner that excels in the slot and in the return game. The former walk-on at Montana made an immediate impact as a rookie returner in 2010, earning Pro Bowl honors after finishing second in the AFC and fourth in the NFL with a 12.2-yard punt return avg. and finishing fourth in the AFC with 25.5-yard kickoff return avg. Mariani set the franchise record for most combined return yards on punts and kickoffs and became the second Titans/Oilers player to record a punt return touchdown and kickoff return touchdown in the same regular season. He missed the 2012 and 2013 seasons due to injury.

CAREER HIGHLIGHTS:
• In 2011, appeared in all 16 games as a reserve, ranking seventh in the AFC with a 10.7 punt return avg. and finishing eighth in the AFC with a 23.4 kickoff return avg.
• As a rookie in 2010, named to the Pro Bowl as a return specialist. Finished second in the AFC and fourth in the NFL with a 12.2-yard punt return avg., while finishing fourth in the AFC with 25.5-yard kickoff return avg.
• Set the franchise record for the most total return yards on punts and kickoffs in franchise history with 1,859 yards. His 2010 total exceeded Derrick Mason's previous record of 1,794 yards in 2000.
• Became the second Titans/Oilers player to record a punt return touchdown and kickoff return touchdown in the same regular season. Billy Johnson did it in both 1975 and 1977.

TITANS TIDBITS:
• Mariani has overcome a great deal of adversity to make it to the NFL. He was a non-preferred walk-on at Division I-AA Montana before working his way up the Grizzlies' depth chart and finally earning a scholarship as a junior.
• Mariani thought he was the victim of a practical joke when the Titans called to inform him that he was drafted. The former Montana teammate of then-Titans Coach Jeff Fisher's son, Brandon, had been on the phone back and forth with his buddy all day. Just before the Titans were scheduled to pick in the seventh round, Mariani got another call from Brandon, who informed him that he was now a Titan.

CAREER TRANSACTIONS:
• The Havre, Mont., native was selected by the Titans with their first of two picks in the seventh round (222nd overall) of the 2010 NFL Draft.

SEASON RECAPS:
2013 (0/0): Placed on injured reserve on Aug. 31, 2013 and missed the entire season with a shoulder injury.

2012 (0/0): Placed on injured reserve on Aug. 26, 2012 and missed the entire season with a leg injury.

2011 (16/0): Appeared in all 16 games as a reserve, ranking seventh in the AFC with a 10.7 punt return avg. and finishing eighth in the AFC with a 23.4 kickoff return avg. Caught five passes for 24 yards and added one rush for four yards. Registered his first career NFL reception on a four-yard pass from Matt Hasselbeck against Baltimore (9/18/11). Tied for the team lead in special teams tackles twice in 2011 (at PIT, at HST). Named AFC Special Teams Player of the Week after posting his second career punt return for a touchdown with a 79-yarder at Carolina (11/13/11).
• Against Baltimore (9/18), saw action as a reserve wide receiver and return specialist. Grabbed two receptions for nine yards. Returned three punts for 17 yards. Registered his first career NFL reception on a four-yard pass from Matt Hasselbeck in the third quarter.
• At Pittsburgh (10/9), grabbed one reception for five yards as a reserve wide receiver. Returned three kickoffs for 93 yards and one punt for 10 yards. Brought back a kickoff 42 yards to the Tennessee 43-yard line in the second quarter. Tied for the team lead with a solo special teams tackle.
• At Carolina (11/13), named AFC Special Teams Player of the Week after returning a career-high six punts for 103 yards with a touchdown. Gave the Titans a 7-0 lead with a 79-yard punt return for a touchdown with 13:56 remaining in the first quarter.
• Against Tampa Bay (11/27), returned four kickoffs for 83 yards and a punt for three yards as a return specialist. Returned a kickoff 16 yards before handing the ball off to Tommie Campbell who raced 84 yards for a touchdown with 7:47 remaining in the first quarter.
• At Buffalo (12/4), returned three punts for 72 yards and one kickoff for 21 yards. Had three punt returns of more than 22 yards. Helped set up the Titans' first scoring drive with a 22-yard punt return to the Bills' 44-yard line in the first quarter. Returned a punt 26 yards late in the second quarter. Gave the Titans good field position by returning a punt 24 yards to the Titans' 44-yard line in the third quarter.
• Against New Orleans (12/11), returned five kickoffs for 121 yards and four punts for 34 yards. Gave the Titans good field position with a 30-yard kickoff return to the Tennessee 35-yard line in the final stanza.
• Against Jacksonville (12/24), tied a career-high with six punt returns for 44 yards. Brought back four kickoffs for 90 yards. Posted a special teams tackle on coverage units.

2010 (16/0): Named to the Pro Bowl as a return specialist. Appeared in all 16 games and finished second in the AFC and fourth in the NFL with a 12.2-yard punt return avg. Finished fourth in the AFC with 25.5-yard kickoff return avg. Set the Titans/Oilers single-season record with 1,859 total return yards and 1,530 kickoff return yards in 2010. Tied for the team lead in special teams tackles once in 2010 (vs. JAX). Collected his first career touchdown with a 98-yard kickoff return against Denver (10/3/10). Named AFC Special Teams Player of the Week after posting an 87-yard punt return for a touchdown against Washington (11/21/10). Became the second Titans/Oilers player to record a punt return touchdown and kickoff return touchdown in the same regular season. Billy Johnson did it in both 1975 and 1977.
• Against Denver (10/3), returned six kickoffs for 187 yards with a touchdown and one punt for nine yards. Gave the Titans a 17-13 lead with a 98-yard kickoff return for a touchdown in the third quarter. He scored the team's first touchdown on a kickoff return since Derrick Mason at Cincinnati on Nov. 18, 2001.
• At Dallas (10/10), returned three kickoffs for 109 yards and fair caught one punt. Set up the Titans' winning touchdown with a 73-yard kickoff return to the Dallas 11-yard line late in the fourth quarter. Notched a special teams tackle on coverage units.
• At San Diego (10/31), returned seven kickoffs for 159 yards and one punt for 17 yards. Notched a solo tackle on special teams coverage units. Returned a punt 17 yards to the Titans' 26-yard line in the second quarter.
• Against Washington (11/21), named AFC Special Teams Player of the Week after returning three kickoffs for 82 yards and one punt for 87 yards and a touchdown. Gave the Titans a 7-0 lead with an 87-yard punt return for a touchdown with 8:18 remaining in the first quarter. It tied for the second-longest punt return for a touchdown in franchise history, equaling Billy Johnson's 87-yarder against Cleveland on Oct. 16, 1977.
• At Kansas City (12/26), returned five kickoffs for 98 yards and three punt returns for one yard. Set the Titans' single-season record for kickoff return

yards with a 14-yard return in the first quarter. Returned the opening kickoff of the second half 38 yards to the Titans' 39-yard line.

COLLEGE:

• Mariani ended his career as the most prolific receiver and all-purpose player in Montana history. He set school marks in career receiving yards (3,018), receiving touchdowns (29), and career all-purpose yards (5,441). His 164 receptions and 200 career points rank him seventh in the Grizzlies' record book. Mariani also had three of the longest scoring plays in school history in his career: a 98-yard kickoff return, a 94-yard punt return, and an 84-yard reception.

• As a senior (2009), was a unanimous All-Big Sky pick at wide receiver and a second team selection as a return specialist. Led the second-ranked and 14-1 Grizzlies in receiving with 80 catches for 1,479 yards and 13 touchdowns. His 1,479 receiving yards set a single-season record at Montana. Led the conference with seven 100-yard receiving games and in multiple touchdown games receiving (four). Was named a first team All-American by the Associated Press, Walter Camp, and the Sports Network, and he was also selected to the College Sporting News "Fab 50." Returned 32 punts for 507 yards (15.8 avg.) with a touchdown.

• As a junior (2008), started all 16 games and caught 69 receptions for 1,308 yards with a career-best 15 touchdowns. Set a school record with 2,265 all-purpose yards, which is the fifth most in Big Sky Conference history. His 1,308 receiving yards and 15 touchdowns were the second most in a season at Montana. Led the Big Sky in punt returns, averaging 16.22 an attempt, which ranked him fourth in the nation. Was a first team All-Big Sky pick at both wide receiver and as a returner. He was named second team All-American by the Sports Network and an honorable mention pick on the College Sporting News' "Fab 50."

• As a sophomore (2007), saw action in 11 games with three starts and caught 15 passes for 231 yards with one touchdown. Led the Big Sky and was 11th in the FCS in punt returns (13.32-yard avg.). Was an honorable mention All-Big Sky selection as a returner.

• As a freshman (2006), played in all 14 games, mostly on special teams, and had eight tackles in that role. He did not have a reception as a receiver.

• Majored in Business at Montana.

PERSONAL:

• Splits time between Nashville and Havre, Mont.

• Attended Havre High School (Havre, Mont.) and earned 10 letters: three each in football and basketball and four in tennis.

• As a senior, had 48 receptions for 1,237 yards and 16 touchdowns while leading his team to a 12-0 record and the state "A" championship. Was named all-state at wide receiver and at safety as a senior. Also named Great Falls Tribune's "Super State" team at wide receiver.

• As a junior, garnered all-state honors at safety while leading his team to a 10-2 mark. Was named to the Great Falls Tribune's "Super State" team at safety as a junior as well.

• Participated in Montana's annual East-West Shrine Game.

• Was a three-time team MVP in tennis. His varsity tennis teams won four straight state and conference titles. Was a team captain his junior and his senior seasons.

• Also was a two-time captain in basketball in high school and was an all-state selection as a senior point guard.

• As a senior at Montana, was the spokesman for the Griz for Kid Toy Drive.

• List of favorites: (movie) "Ironman"; (TV show) "Family Guy"; (actor) Johnny Depp; (music artist) local Montana band called The Clintons; (school subject) World trade and commerce class; (video game) Madden; (food) Italian; (sports hero) Jerry Rice and Brett Favre; and (sports team as a child) Chicago Bulls, Seattle Mariners and Green Bay Packers.

• Born Marc Steven Mariani on May 2, 1987 in Havre, Mont.

MARC MARIANI'S GAME-BY-GAME

2010 Tennessee Titans

				PUNT RETURNS						KICKOFF RETURNS				
Date	Opp	W-L	GP / GS	No	FC	Yds	Avg	Lg	TD	No	Yds	Avg	Lg	TD
Sept 12	Oak	W	p	3	0	21	7.0	12	0	3	70	23.3	28	0
Sept 19	Pit	L	p	3	2	43	14.3	38	0	4	97	24.3	34	0
Sept 26	@ NYG	W	p	0	0	0	-	0	0	3	74	24.7	45	0
Oct 3	Den	L	p	1	3	9	9.0	9	0	6	187	31.2	98t	1
Oct 10	@ Dal	W	p	0	1	0	-	0	0	3	109	36.3	73	0
Oct 18	@ Jax	W	p	1	2	9	9.0	9	0	2	50	25.0	27	0
Oct 24	Phi	W	p	4	1	43	10.8	20	0	0	0	-	0	0
Oct 31	@ SD	L	p	1	1	17	17.0	17	0	7	159	22.7	36	0
Nov 14	@ Mia	L	p	3	0	61	20.3	30	0	4	92	23.0	27	0
Nov 21	Was	L	p	1	2	87	87.0	87t	1	3	82	27.3	30	0
Nov 28	@ Hou	L	p	2	0	25	12.5	14	0	4	93	23.3	27	0
Dec 5	Jax	L	p	1	0	4	4.0	4	0	2	37	18.5	19	0
Dec 9	Ind	L	p	1	2	0	0.0	0	0	7	173	24.7	35	0
Dec 19	Hou	W	p	1	0	2	2.0	2	0	3	90	30.0	34	0
Dec 26	@ KC	L	p	3	1	1	0.3	1	0	5	98	19.6	38	0
Jan 2	@ Ind	L	p	2	2	7	3.5	5	0	4	119	29.8	47	0
Totals		**6-10**	**16/0**	**27**	**17**	**329**	**12.2**	**87t**	**1**	**60**	**1,530**	**25.5**	**98t**	**1**

2011 Tennessee Titans

				PUNT RETURNS						KICKOFF RETURNS				
Date	Opp	W-L	GP / GS	No	FC	Yds	Avg	Lg	TD	No	Yds	Avg	Lg	TD
Sept 11	@ Jax	L	p	1	0	7	7.0	7	0	0	0	-	0	0
Sept 18	Bal	W	p	3	0	17	5.7	7	0	0	0	-	0	0
Sept 25	Den	W	p	4	1	21	5.3	12	0	0	0	-	0	0
Oct 2	@ Cle	W	p	2	1	17	8.5	9	0	2	48	24.0	24	0
Oct 9	@ Pit	L	p	1	0	10	10.0	10	0	3	93	31.0	42	0
Oct 23	Hou	L	p	2	0	33	16.5	20	0	5	103	20.6	29	0
Oct 30	Ind	W	p	2	3	39	19.5	26	0	0	0	-	0	0
Nov 6	Cin	L	p	1	2	8	8.0	8	0	1	27	27.0	27	0
Nov 13	@ Car	W	p	6	2	103	17.2	79t	1	0	0	-	0	0
Nov 20	@ Atl	L	p	1	1	-1	-1.0	-1	0	5	139	27.8	49	0
Nov 27	TB	W	p	1	1	3	3.0	3	0	4	83	20.8	25	0
Dec 4	@ Buf	W	p	3	1	72	24.0	26	0	1	21	21.0	21	0
Dec 11	NO	L	p	4	1	34	8.5	10	0	5	121	24.2	32	0
Dec 18	@ Ind	L	p	5	1	40	8.0	20	0	1	0	0.0	0	0
Dec 24	Jax	W	p	6	2	44	7.3	16	0	4	90	22.5	26	0
Jan 1	@ Hou	W	p	4	2	43	10.8	19	0	1	23	23.0	23	0
Totals		**9-7**	**16/0**	**46**	**18**	**490**	**10.7**	**79t**	**1**	**32**	**748**	**23.4**	**49**	**0**

2012 Tennessee Titans

				PUNT RETURNS						KICKOFF RETURNS				
Date	Opp	W-L	GP / GS	No	FC	Yds	Avg	Lg	TD	No	Yds	Avg	Lg	TD
Placed on injured reserve on Aug. 26, 2012														
Totals		**0-0**	**0/0**	**0**	**0**	**0**	**0.0**	**0**	**0**	**0**	**0**	**0.0**	**0**	**0**

2013 Tennessee Titans

				PUNT RETURNS						KICKOFF RETURNS				
Date	Opp	W-L	GP / GS	No	FC	Yds	Avg	Lg	TD	No	Yds	Avg	Lg	TD
Placed on injured reserve on Aug. 31, 2013														
Totals		**0-0**	**0/0**	**0**	**0**	**0**	**0.0**	**0**	**0**	**0**	**0**	**0.0**	**0**	**0**

MARC MARIANI'S NFL STATISTICS

		RECEIVING							RUSHING				
Year	Team	GP	GS	No	Yds	Avg	Lg	TD	Att	Yds	Avg	Lg	TD
2010	Tennessee	16	0	0	0	0.0	0	0	0	0	0.0	0	0
2011	Tennessee	16	0	5	24	4.8	6	0	1	4	4.0	4	0
2012	Tennessee	0	0	Placed on injured reserve									
2013	Tennessee	0	0	Placed on injured reserve									
NFL Totals		**32**	**0**	**5**	**24**	**4.8**	**6**	**0**	**1**	**4**	**4.0**	**4**	**0**

		PUNT RETURNS						KICKOFF RETURNS				
Year	Team	No	FC	Yds	Avg	Lg	TD	No	Yds	Avg	Lg	TD
2010	Tennessee	27	17	329	12.2	87t	1	60	1,530	25.5	98t	1
2011	Tennessee	46	18	490	10.7	79t	1	32	748	23.4	49	0
2012	Tennessee	Placed on injured reserve										
2013	Tennessee	Placed on injured reserve										
NFL Totals		**73**	**35**	**819**	**11.2**	**87t**	**2**	**92**	**2,278**	**24.8**	**98t**	**1**

Single-Game Highs

Receptions - 2 vs. Baltimore (9/18/11)
Receiving Yards - 9 vs. Baltimore (9/18/11)
Long Reception - 6 vs. Cincinnati (11/6/11)
Punt Returns - 6 (Twice, last vs. Jacksonville 12/24/11)
Punt Return Yards - 103 at Carolina (11/13/11)
Punt Return Long - 87t vs. Washington (11/21/10)
Punt Return Touchdown - 1 (Twice, last at Carolina 11/13/11)
Kickoff Returns - 7 (Twice, last vs. Indianapolis 12/9/10)
Kickoff Return Yards - 187 vs. Denver (10/3/10)
Kickoff Return Long - 98t vs. Denver (10/3/10)
Kickoff Touchdown - 1 vs. Denver (10/3/10)

Additional Statistics

Special Teams Tackles - 5 (2010), 1 (2011)

93

Mike Martin

DEFENSIVE LINE • 6'1" • 298 lbs • COLLEGE: MICHIGAN
ACQUIRED: 3RD ROUND - 2012 • NFL EXP. (NFL/TITANS): 3/3
HOMETOWN: DETROIT, MICH.
GAMES PLAYED/GAMES STARTED: 29/2 (PLAYOFFS: 0/0)

PRO: The Titans used their third-round pick in the 2012 NFL Draft on University of Michigan defensive tackle Mike Martin. The 6-foot-1-inch, 298-pounder exhibits unquestioned athleticism and impressive power allowing him to be a disruptive force on the defensive front. Martin is also known for his non-stop motor and his wrestling background helps him gain leverage at the point of attack.

CAREER HIGHLIGHTS:
• In 2013, saw action in 13 games and posted 22 tackles, a sack, two quarterback pressures, two tackles for loss and a pass defensed.
• As a rookie in 2012, Martin played all 16 games with one start and posted 40 tackles, three sacks, five tackles for loss and three quarterback pressures.
• Martin was a three-time recipient of Michigan's Richard Katcher Award given to the team's top defensive lineman.

TITANS TIDBITS:
• Martin had a very successful prep career off the gridiron as well. He was a two-time state champion wrestler and an All-American as a senior. Martin was also a record-setting shot-putter and discus thrower in track and field. He broke former NFL star T.J. Duckett's Michigan prep shot put record on his way to a state championship as a senior.
• Martin is interested in film making and he has his own YouTube Channel — GoMikeMartin. He documented his senior year at Michigan and developed his own web series.
• Martin loves dogs and shows working class Rottweilers. He was named the National Junior Handler of the Year.
• Martin played the saxophone in the jazz band in high school and still dabbles with the instrument.

CAREER TRANSACTIONS:
• The Detroit, Mich., native was selected by the Titans in the third round (82nd overall) of the 2012 NFL Draft.

SEASON RECAPS:
2013 (13/1): Played in 13 games with one start at defensive tackle. Amassed 22 tackles, a sack, two quarterback pressures, two tackles for loss and a pass defensed. Was inactive for three games. Tied for the the team lead in sacks once in 2013 (vs. JAX). Tied for the the team lead in quarterback pressures twice in 2013 (at HOU, at STL). Tied for the team lead in passes defensed once in 2013 (vs. JAX).
• At Pittsburgh (9/8), played as a reserve at defensive tackle and tallied two tackles. Teamed with Bernard Pollard to stuff Isaac Redman for a two-yard loss on a rush off left tackle in the first quarter.
• Against N.Y. Jets (9/29), saw action as a reserve at defensive tackle and posted two tackles, including a stop for loss. Stuffed Bilal Powell for a two-yard loss on a rush up the middle in the third quarter.
• At Seattle (10/13), started at defensive tackle and tallied a season-high five tackles, including a stop for loss. Teamed with Jurrell Casey to stop Marshawn Lynch for no gain on a rush off left tackle in the fourth quarter.
• At St. Louis (11/3), played as a reserve at defensive tackle and collected two tackles and a quarterback pressure.
• Against Jacksonville (11/10), saw action as a reserve at defensive tackle and notched two tackles, a sack and a pass defensed. Dropped Chad Henne for a three-yard sack in the third quarter. Knocked down a pass intended for Mike Brown in the third stanza.

2012 (16/1): Appeared in all 16 games with one start as a rookie and posted 40 tackles, three sacks, five tackles for loss and three quarterback pressures. Made his first career NFL start and posted his first career NFL sack at San Diego (9/16/12). Led or tied for the team lead in sacks three times in 2012 (at SD, at MIN, at GB). Led or tied for the team lead in quarterback pressures twice in 2012 (vs. NE, at HST).
• Against New England (9/9), made his NFL debut in a reserve role at defensive tackle and collected four tackles and a quarterback pressure.
• At San Diego (9/16), made his first career NFL start at defensive tackle and totaled four tackles, including a sack. Forced the Chargers to kick a field goal by sacking Philip Rivers for a four-yard loss on a third-and-four play in the second quarter.
• At Minnesota (10/7), played as a reserve at defensive tackle and totaled three tackles, including a sack and two tackles for loss. Forced the Vikings to kick a field goal by dropping Christian Ponder for a sack on third-and-10 in the second quarter.
• Against Pittsburgh (10/11), saw action as a reserve at defensive tackle and posted six tackles, including a stop for loss. Saw significant playing time after Jurrell Casey left the game with an injury in the second quarter. Stopped Isaac Redman for a one-yard loss on a rush off right tackle in the third quarter. Teamed with Michael Griffin to stop Baron Batch for no gain on a rush up the middle in the third stanza.
• At Green Bay (12/23), saw action as a reserve at defensive tackle and totaled four tackles, including a sack. Halted a Packers' drive by dropping Aaron Rodgers for an eight-yard sack on third-and-eight in the first quarter.

COLLEGE:
• In four seasons at the University of Michigan, Martin played in 49 games with 37 starts at nose tackle, including 37 consecutive starts to finish his career. Was a four-year letterman who posted 172 tackles, 10 sacks and 25 tackles for loss. Was a captain as a senior and was an All-Big Ten second team selection by the coaches and media. Notched his 100th career tackle against Wisconsin (11/20/10).
• As a senior (2011), started all 13 games as the team captain and recorded a career-high 64 tackles, 3.5 sacks for 18 yards, six tackles for loss and a safety. Earned All-Big Ten second team by the coaches and media. Was also named to Phil Steele's Postseason All-Big Ten first team and the Midseason All-Big Ten second team. Received Michigan's Richard Katcher Award given to the top defensive lineman. Was voted a 2011 season captain by teammates during fall camp and was named to the Bednarik Award and Rotary Lombardi Award preseason watch lists.
• As a junior (2010), started 12 games at nose guard and finished with 37 tackles, 2.5 sacks for 32 yards and six tackles for loss. Named All-Big Ten second team by the coaches and honorable mention All-Big Ten by the media. Recieved Michigan's Richard Katcher Award given to the top defensive lineman. Named to Phil Steele's Midseason All-Big Ten second team.
• As a sophomore (2009), started all 12 games at nose guard and registered 51 tackles, two sacks for eight yards. Finished second on the squad with eight tackles for loss and posted two quarterback pressures and caused a fumble. Received the Richard Katcher Award as Michigan's top defensive lineman.
• As a freshman (2008), played in all 12 games as a reserve and led Michigan freshmen with 20 tackles. Also posted two sacks and 4.5 tackles for loss. Named to the Sporting News All-Freshman second team and Phil Steele's All-Freshman third team.
• Graduated with a degree in communications from Michigan.

PERSONAL:
• Single, resides in Detroit, Mich.
• Attended Detroit Catholic Central High School and was a three-year

starter at defensive tackle. Finished varsity career with 206.5 tackles, 14.5 sacks and four fumble recoveries in three seasons.
• Recorded 96 tackles, 36 tackles for loss and six sacks senior year and posted 75 tackles and eight sacks as a junior.
• Named 2007 Gatorade Player of the Year for the state of Michigan and was a PrepStar Magazine All-American. Selected to Detroit Free Press All-State Dream Team and the Associated Press All-State first team as a senior. Participated in the Penn State NIKE Camp in 2007.
• Won Michigan state D1 wrestling title as a junior in first year competing. Followed it up with another state championship as a senior and was named an All-American.
• Was a record-setting shot-putter and discus thrower in track and field as he broke T.J. Duckett's former Michigan prep shot put record on his way to a state championship.
• List of favorites: (movie) "Gladiator" and "Remember the Titans"; (TV show) "Entourage"; (actor) Mark Wahlberg; (books) "Disciplined Dreaming" by Josh Linkner, "Outliers" by Malcolm Gladwell and "The Alchemist" by Paulo Coelho; (music artists) Jay-Z, Jason Aldean, O.A.R. and Wiz Khalifa; (school subject) history; (car) Dodge Viper; (food) "All kinds of food - my horizon is very broad, just no insects"; (sports hero) Barry Sanders; and (sports teams as a child) Columbus Blue Jackets, Detroit Red Wings and Detroit Tigers.
• Follow Martin on Twitter at @GoMikeMartin.
• Born Michael Brendan Martin on Sept. 1, 1990 in Detroit, Mich.

MIKE MARTIN'S GAME-BY-GAME

2012 Tennessee Titans

Date	Opp	W/L	P/S	Tot	Solo	Asst	Sk	- Yds	QBP	TFL	Int	- Yds	-TD	PD	FF	FR	- Yds	SpT
Sept 9	NE	L	p	4	2	2	0.0	0.0	1	0	0	0	0	0	0	0	0	0
Sept 16	@ SD	L	S	4	2	2	1.0	4.0	0	0	0	0	0	0	0	0	0	0
Sept 23	Det	W	p	5	4	1	0.0	0.0	0	1	0	0	0	0	0	0	0	0
Sept 30	@ Hou	L	p	0	0	0	0.0	0.0	2	0	0	0	0	0	0	0	0	0
Oct 7	@ Min	L	p	3	3	0	1.0	0.0	0	2	0	0	0	0	0	0	0	0
Oct 11	Pit	W	p	6	3	3	0.0	0.0	0	1	0	0	0	0	0	0	0	0
Oct 21	@ Buf	W	p	2	2	0	0.0	0.0	0	0	0	0	0	0	0	0	0	0
Oct 28	Ind	L	p	1	0	1	0.0	0.0	0	0	0	0	0	0	0	0	0	0
Nov 4	Chi	L	p	2	1	1	0.0	0.0	0	0	0	0	0	0	0	0	0	0
Nov 11	@ Mia	W	p	3	1	2	0.0	0.0	0	0	0	0	0	0	0	0	0	0
Nov 25	@ Jax	L	p	1	1	0	0.0	0.0	0	0	0	0	0	0	0	0	0	0
Dec 2	Hou	L	p	2	1	1	0.0	0.0	0	0	0	0	0	0	0	0	0	0
Dec 9	@ Ind	L	p	2	1	1	0.0	0.0	0	1	0	0	0	0	0	0	0	0
Dec 17	NYJ	W	p	1	0	1	0.0	0.0	0	0	0	0	0	0	0	0	0	0
Dec 23	@ GB	L	p	4	2	2	1.0	8.0	0	0	0	0	0	0	0	0	0	0
Dec 30	Jax	W	p	0	0	0	0.0	0.0	0	0	0	0	0	0	0	0	0	0
Totals		**6-10**	**16/1**	**40**	**23**	**17**	**3.0**	**12.0**	**3**	**5**	**0**	**0**	**0**	**0**	**0**	**0**	**0**	**0**

2013 Tennessee Titans

Date	Opp	W/L	P/S	Tot	Solo	Asst	Sk	- Yds	QBP	TFL	Int	- Yds	-TD	PD	FF	FR	- Yds	SpT
Sept 8	@ Pit	W	p	2	0	2	0.0	0.0	0	0	0	0	0	0	0	0	0	0
Sept 15	@ Hou	L	p	0	0	0	0.0	0.0	1	0	0	0	0	0	0	0	0	0
Sept 22	SD	W	p	0	0	0	0.0	0.0	0	0	0	0	0	0	0	0	0	0
Sept 29	NYJ	W	p	2	2	0	0.0	0.0	0	1	0	0	0	0	0	0	0	0
Oct 6	KC	L	p	1	0	1	0.0	0.0	0	0	0	0	0	0	0	0	0	0
Oct 13	@ Sea	L	S	5	2	3	0.0	0.0	0	1	0	0	0	0	0	0	0	0
Oct 20	SF	L	p	2	1	1	0.0	0.0	0	0	0	0	0	0	0	0	0	0
Nov 3	@ StL	W	p	2	1	1	0.0	0.0	1	0	0	0	0	0	0	0	0	0
Nov 10	Jax	L	p	2	2	0	1.0	3.0	0	0	0	0	0	1	0	0	0	0
Nov 14	Ind	L	p	2	1	1	0.0	0.0	0	0	0	0	0	0	0	0	0	0
Nov 24	@ Oak	W	IA															
Dec 1	@ Ind	L	IA															
Dec 8	@ Den	L	p	2	0	2	0.0	0.0	0	0	0	0	0	0	0	0	0	0
Dec 15	Ari	L	IA															
Dec 22	@ Jax	W	p	1	0	1	0.0	0.0	0	0	0	0	0	0	0	0	0	0
Dec 29	Hou	W	p	1	0	1	0.0	0.0	0	0	0	0	0	0	0	0	0	0
Totals		**7-9**	**13/1**	**22**	**9**	**13**	**1.0**	**3.0**	**2**	**2**	**0**	**0**	**0**	**1**	**0**	**0**	**0**	**0**

MIKE MARTIN'S NFL STATISTICS

REGULAR SEASON				TACKLES							INTERCEPTIONS					FUMBLES			
Year	Team	GP	GS	Tot	Solo	Asst	Sk	Yds	QBP	TFL	No	Yds	Lg	TD	PD	FF	FR	Yds	SpT
2012	Tennessee	16	1	40	23	17	3.0	12.0	3	5	0	0	0	0	0	0	0	0	0
2013	Tennessee	13	1	22	9	13	1.0	3.0	2	2	0	0	0	0	1	0	0	0	0
NFL Totals		**29**	**2**	**62**	**32**	**30**	**4.0**	**15.0**	**5**	**7**	**0**	**0**	**0**	**0**	**1**	**0**	**0**	**0**	**0**

Single-Game Highs
Tackles - 6 vs. Pittsburgh (10/11/12)
Sacks - 1 (Four times, last vs. Jacksonville 11/10/13)
Quarterback Pressures - 2 at Houston (9/30/12)

52

Colin McCarthy

LINEBACKER • 6'1" • 243 lbs • COLLEGE: MIAMI (FLA.)
ACQUIRED: 4TH ROUND - 2011 • NFL EXP. (NFL/TITANS): 4/4
HOMETOWN: TAMPA, FLA.
GAMES PLAYED/GAMES STARTED: 36/19 (PLAYOFFS: 0/0)

2012

PRO: An intelligent and tough competitor, Colin McCarthy fits the mold of previous University of Miami standouts at linebacker. The former Hurricanes defender was selected in the fourth round of the 2011 NFL Draft and was in the starting lineup by Week 9 of his rookie campaign. He led the Titans with eight tackles for loss, and his 76 tackles made up the fourth-highest total by a Titans rookie since 1999. Injuries derailed his second season, limiting the defensive captain to seven games in 2012. The 6-foot-1-inch, 243-pounder saw action in all 16 games in 2013 and collected 51 tackles, a quarterback pressure, two tackles for loss, an interception and a forced fumble.

CAREER HIGHLIGHTS:

• McCarthy was voted by his teammates as a defensive captain in 2012. Injuries (ankle and concussion) limited him to seven starts, but he still managed to collect 45 tackles.
• McCarthy notched his first career NFL touchdown in Miami on Nov. 11, 2012, returning an interception 49 yards for a score.
• As a rookie in 2011, McCarthy entered the starting lineup after midseason and made a significant impact on the Titans defense. His totals included 76 tackles, a team-high eight tackles for loss, one interception, two forced fumbles and two fumble recoveries. Although he started in less than half of the team's games, his tackle total was the fourth-highest by a Titans rookie since 1999.
• McCarthy played in 49 games during his career at Miami (2006-10), tied for the sixth-most in school history and only three behind Brandon Meriweather's all-time mark.
• His 35 starts and 308 career tackles for the Hurricanes were the most by a Miami linebacker since Jonathan Vilma (37, 371).

TITANS TIDBITS:

• McCarthy survived a frightening car accident in 2007. He was asleep as a passenger in a car driven by a teammate when the teammate fell asleep. The car flipped six times, but McCarthy left the scene without serious injury. Two teammates—the driver and another passenger—suffered injuries that ended their football seasons.
• McCarthy grew up outside of Philadelphia and then moved to Tampa prior to high school.
• McCarthy was given jersey No. 44 when he got to Miami, the same number that was worn by another Hurricanes linebacker to whom McCarthy was often compared, Dan Morgan.

CAREER TRANSACTIONS:

• The Philadelphia, Pa., native was selected by the Titans in the fourth round (109th overall) of the 2011 NFL Draft.

SEASON RECAPS:

2013 (16/5): Played in all 16 games for the first time in his career with five starts at linebacker. Amassed 51 tackles, a quarterback pressure, two tackles for loss, an interception and a forced fumble. Ranked second on the team with a career-best 17 special teams tackles. Led or tied for the team lead in tackles three times in 2013 (vs. SF, at STL, vs. IND). Led or tied for the team lead in special teams tackles four times in 2013 (vs. NYJ, at SEA, at IND, at DEN). Tied for the team lead in passes defensed once in 2013 (vs. JAX). Tied for the team lead in quarterback pressures once in 2013 (vs. JAX).
• At Houston (9/15), played as a reserve on special teams and compiled two special teams stops.
• Against N.Y. Jets (9/29), led the team with four special teams tackles on coverage units.
• At Seattle (10/13), saw action as a reserve at linebacker after Moise Fokou left the game with an injury. Tallied two tackles on defense. Tied for the team lead with two special teams tackles.
• Against San Francisco (10/20), made his first start of the season at linebacker and tied for the team lead with nine tackles, including a stop for loss. Stuffed Frank Gore for a three-yard loss on a rush off left tackle in the opening quarter. Stopped Kendall Hunter for no gain on a rush off left guard in the fourth quarter.
• At St. Louis (11/3), started at middle linebacker and tied for the team lead with a career-best 14 tackles. Stuffed Lance Kendricks for no gain on a short pass late in the first quarter.
• Against Jacksonville (11/10), started at middle linebacker and notched seven tackles, including a stop for loss, a forced fumble, a quarterback pressure and an interception. Stonewalled Denard Robinson for a one-yard loss on a rush off left tackle and forced a fumble that was recovered by the Jaguars. Intercepted a Chad Henne pass intended for Marcedes Lewis in the second quarter.
• Against Indianapolis (11/14), started at linebacker and led the team with 10 tackles. Stuffed Donald Brown for no gain on a rush off right tackle in the fourth quarter.
• At Denver (12/8), saw action as a reserve at linebacker and totaled four solo tackles. Tied for the team lead with two special teams stops.

2012 (7/7): Started seven games at middle linebacker and posted 45 tackles, three stops for loss and an interception return for touchdown. Was inactive for eight total games and placed on injured reserve on Dec. 28, 2012 prior to the regular season finale. Tied for the team lead in tackles once (vs. IND). Was voted a team captain for the 2012 season by his teammates.
• Against New England (9/9), started at linebacker and collected five tackles before leaving the game for good early in the third quarter. Stuffed Stevan Ridley for no gain on a rush off right tackle in the first quarter.
• At Minnesota (10/7), returned to the starting lineup after a three-week absence and totaled eight tackles. Combined with Jurrell Casey to stop Adrian Peterson for no gain on a rush off left tackle in the third quarter.
• Against Indianapolis (10/28), tied for the team lead with 11 tackles, including two stops for loss and a pass defensed. Stonewalled Donald Brown for a one-yard loss on a rush off right tackle in the second quarter. Sprinted through the line and dropped Donald Brown for a three-yard loss on a rush up the middle in overtime. Teamed with Jordan Babineaux to stop Vick Ballard for no gain on a rush off left guard in overtime.
• At Miami (11/11), recorded four tackles, an interception return for a touchdown and a tackle for loss. Stuffed Daniel Thomas for a five-yard loss on a screen pass in the first quarter. Snared a Ryan Tannehill pass that was tipped by Akeem Ayers and rumbled 49 yards for a touchdown with 14:05 left to play in the second quarter.

2011 (13/7): As a rookie, appeared in 13 games with seven starts and led the team with eight tackles for loss. Added 76 tackles, one quarterback pressure, one interception, three passes defensed, two forced fumbles and two fumble recoveries. Although he started in less than half of the team's games, his tackle total was the fourth-highest by a Titans rookie since 1999. Led the team in tackles three times in 2011 (at CAR, vs. TB, at BUF). Led or tied for the team lead in special teams tackles twice in 2011 (at JAX, vs. BAL). Named AFC Defensive Player of the Week and NFL Rookie of the Week after leading the team with 11 tackles, two fumble recoveries, a forced fumble and a pass defensed at Buffalo (12/4/11). Made his first career NFL start at middle linebacker at Carolina (11/13/11). Registered a career-best 12 tackles at Carolina (11/13/11). Recovered a career-best two fumble recoveries at Buffalo (12/4/11).

• At Jacksonville (9/11), played in a reserve role at linebacker in his first career NFL contest and posted a tackle, including a stop for loss. Tied for the team lead with two special teams stops. Stuffed Deji Karim for no gain on a rush up the middle in the fourth quarter.
• Against Baltimore (9/18), led the team with two special teams tackles on coverage units.
• At Pittsburgh (10/9), exited the game in the second quarter with an injury, which caused him to miss the next three games.
• At Carolina (11/13), made his first NFL career start at middle linebacker and led the team with 12 tackles, including a stop for loss and a quarterback pressure. Stonewalled DeAngelo Williams for a five-yard loss on a rush off left tackle in the opening quarter.
• At Atlanta (11/20), saw significant action at middle linebacker after Barrett Ruud left the game in the second quarter with an injury. Finished second on the team with 10 tackles, including three stops for loss and a forced fumble. Stuffed Michael Turner for a one-yard loss on a rush off left end in the third quarter. Tackled Turner for a one-yard loss on a rush off right guard in the fourth quarter. Stonewalled Turner for a one-yard loss on a rush off right end in the final quarter. Halted a potential Falcons' scoring drive by forcing a Turner fumble that was recovered by Will Witherspoon at the Titans' 14-yard line in the fourth quarter.
• Against Tampa Bay (11/27), led the team with 11 tackles and an interception. Halted a Buccaneers' drive by tackling Josh Freeman on a third-and-10 scramble in the first quarter. Collected his first career interception by picking off a Freeman pass intended for Kellen Winslow in the fourth quarter.
• At Buffalo (12/4), named AFC Defensive Player of the Week and NFL Rookie of the Week after starting at middle linebacker and leading the team with 11 tackles, two fumble recoveries, a forced fumble and a pass defensed. Broke up a pass intended for David Nelson on the first play of the game. Ended a Bills' drive by forcing a Ryan Fitzpatrick fumble and then recovering the loose ball on a fourth-and-three play in the opening stanza. Changed momentum by recovering a Scott Chandler fumble that was forced by Sen'Derrick Marks early in the third quarter.
• Against Jacksonville (12/24), totaled seven tackles, including a stop for loss. Stonewalled Maurice Jones-Drew for a five-yard loss on a screen pass in the second quarter.
• At Houston (1/1), collected eight tackles and a pass defensed. Broke up a third-and-20 pass intended for Derrick Ward late in the fourth quarter.

COLLEGE:
• Started 35 total games for the Hurricanes, including 20 at strong-side linebacker, four at weak-side linebacker and 11 at middle linebacker. He was moved to middle linebacker just prior to his senior season. He played in 49 games in his career (2006-10), which tied for the sixth-most in school history and only three less than all-time leader Brandon Meriweather (2002-06). Finished his career with 308 tackles, 34 tackles for loss, 4.5 sacks, three interceptions, six passes defensed, four forced fumbles and two fumble recoveries. He was a two-time All-ACC honoree.
• As a senior (2010), played in 12 games with 11 starts. Led the team and ranked third in ACC with 119 tackles and also led the team with four quarterback hurries. Ranked fourth with 10.5 tackles for loss. Earned honorable mention All-ACC by the Atlantic Coast Sports Media Association.
• As a junior (2009), played in all 13 games with 10 starts and ranked second on UM's defense with 95 total tackles. Also ranked second among Hurricane defenders with 10.5 tackles for loss. Named second-team All-ACC by the Atlantic Coast Sports Media Association. Also named third-team All-ACC by Phil Steele.
• As a junior (2008), started the first four games of the season before suffering a season-ending shoulder injury. Tallied 21 tackles before being awarded a medical hardship.
• As a sophomore (2007), played in 11 games with 10 starts at strongside linebacker and ranked fifth on the team with 74 tackles. Led the team with 12 tackles for loss and added two sacks, three quarterback pressures, one interception, one fumble recovery for a touchdown, one forced fumble and five pases defensed.
• As a freshman (2006), played in nine games primarily on special teams and had the team's only blocked punt of the season. Served as the team's backup at strongside linebacker most of the year and saw action on defense in two games. Tied for third on the team with six tackles on special teams.

PERSONAL:
• Single, resides in Tampa.
• Earned All-State honors as a senior linebacker at Clearwater (Fla.) Central Catholic High School, where he played linebacker, tight end and wide receiver. Finished senior year with 133 tackles, four sacks, one interception and 25 tackles for loss on defense. On offense, caught 38 passes for 644 yards and seven touchdowns. Rated the No. 24 outside linebacker prospect by Rivals.com and the No. 5 linebacker by the *Florida Times-Union*.
• As a junior, played linebacker and tight end, making a school-record 163 tackles, five sacks and five interceptions.
• List of favorites: (movie) "300"; (TV show) "SportsCenter"; (actor) Zach Galifianakis; (music) country music and rap; (school subject) math; (car) BMW 650; (book) the playbook; (video game) NCAA Football; (food) tacos; (childhood sports hero) Brian Dawkins; and (sports team other than the Titans) Miami Heat.
• Follow McCarthy on Twitter at @COLINMcCARTHY52.
• Born Colin Michael McCarthy on May 30, 1988 in Birdsboro, Pa.

COLIN McCARTHY'S GAME-BY-GAME

2011 Tennessee Titans

Date	Opp	W/L	P/S	Tot	Solo	Asst	Sk	- Yds	QBP	TFL	Int	- Yds	-TD	PD	FF	FR	- Yds	SpT
Sept 11	@ Jax	L	p	1	1	0	0.0	0.0	0	1	0	0	0	0	0	0	0	2
Sept 18	Bal	W	p	0	0	0	0.0	0.0	0	0	0	0	0	0	0	0	0	2
Sept 25	Den	W	p	0	0	0	0.0	0.0	0	0	0	0	0	0	0	0	0	0
Oct 2	@ Cle	W	p	1	1	0	0.0	0.0	0	0	0	0	0	0	0	0	0	1
Oct 9	@ Pit	L	p	0	0	0	0.0	0.0	0	0	0	0	0	0	0	0	0	0
Oct 23	Hou	L	IA															
Oct 30	Ind	W	IA															
Nov 6	Cin	L	IA															
Nov 13	@ Car	W	S	12	9	3	0.0	0.0	1	1	0	0	0	0	0	0	0	0
Nov 20	@ Atl	L	p	10	9	1	0.0	0.0	0	3	0	0	0	0	1	0	0	0
Nov 27	TB	W	S	11	8	3	0.0	0.0	0	0	1	0	0	1	0	0	0	0
Dec 4	@ Buf	W	S	11	9	2	0.0	0.0	0	0	0	0	0	1	1	2	0	0
Dec 11	NO	L	S	8	5	3	0.0	0.0	0	0	0	0	0	0	0	0	0	0
Dec 18	@ Ind	L	S	7	5	2	0.0	0.0	0	1	0	0	0	0	0	0	0	0
Dec 24	Jax	W	S	7	6	1	0.0	0.0	0	1	0	0	0	0	0	0	0	0
Jan 1	@ Hou	W	S	8	8	0	0.0	0.0	0	1	0	0	0	1	0	0	0	0
Totals		**9-7**	**13/7**	**76**	**61**	**15**	**0.0**	**0.0**	**1**	**8**	**1**	**0**	**0**	**3**	**2**	**2**	**0**	**5**

2012 Tennessee Titans

Date	Opp	W/L	P/S	Tot	Solo	Asst	Sk	- Yds	QBP	TFL	Int	- Yds	-TD	PD	FF	FR	- Yds	SpT
Sept 9	NE	L	S	5	4	1	0.0	0.0	0	0	0	0	0	0	0	0	0	0
Sept 16	@ SD	L	IA															
Sept 23	Det	W	IA															
Sept 30	@ Hou	L	IA															
Oct 7	@ Min	L	S	8	6	2	0.0	0.0	0	0	0	0	0	0	0	0	0	0
Oct 11	Pit	W	S	8	3	5	0.0	0.0	0	0	0	0	0	0	0	0	0	0
Oct 21	@ Buf	W	IA															
Oct 28	Ind	L	S	11	10	1	0.0	0.0	0	2	0	0	0	1	0	0	0	0
Nov 4	Chi	L	S	5	3	2	0.0	0.0	0	0	0	0	0	0	0	0	0	0
Nov 11	@ Mia	W	S	4	3	1	0.0	0.0	0	1	1	49	1	1	0	0	0	0
Nov 25	@ Jax	L	S	4	3	1	0.0	0.0	0	0	0	0	0	0	0	0	0	0
Dec 2	Hou	L	IA															
Dec 9	@ Ind	L	IA															
Dec 17	NYJ	W	IA															
Dec 23	@ GB	L	IA															
Dec 30	Jax								Injured Reserve									
Totals		**5-10**	**7/7**	**45**	**32**	**13**	**0.0**	**0.0**	**0**	**3**	**1**	**49**	**1**	**2**	**0**	**0**	**0**	**0**

2013 Tennessee Titans

Date	Opp	W/L	P/S	Tot	Solo	Asst	Sk	- Yds	QBP	TFL	Int	- Yds	-TD	PD	FF	FR	- Yds	SpT
Sept 8	@ Pit	W	p	0	0	0	0.0	0.0	0	0	0	0	0	0	0	0	0	0
Sept 15	@ Hou	L	p	0	0	0	0.0	0.0	0	0	0	0	0	0	0	0	0	2
Sept 22	SD	W	p	1	1	0	0.0	0.0	0	0	0	0	0	0	0	0	0	1
Sept 29	NYJ	W	p	0	0	0	0.0	0.0	0	0	0	0	0	0	0	0	0	4
Oct 6	KC	L	p	1	1	0	0.0	0.0	0	0	0	0	0	0	0	0	0	1
Oct 13	@ Sea	L	p	2	1	1	0.0	0.0	0	0	0	0	0	0	0	0	0	2
Oct 20	SF	L	S	9	5	4	0.0	0.0	0	1	0	0	0	0	0	0	0	0
Nov 3	@ StL	W	S	14	10	4	0.0	0.0	0	0	0	0	0	0	0	0	0	0
Nov 10	Jax	L	S	7	2	5	0.0	0.0	1	1	1	1	0	1	1	0	0	0
Nov 14	Ind	L	S	10	9	1	0.0	0.0	0	0	0	0	0	0	0	0	0	0
Nov 24	@ Oak	W	p	0	0	0	0.0	0.0	0	0	0	0	0	0	0	0	0	2
Dec 1	@ Ind	L	p	0	0	0	0.0	0.0	0	0	0	0	0	0	0	0	0	2
Dec 8	@ Den	L	p	4	4	0	0.0	0.0	0	0	0	0	0	0	0	0	0	2
Dec 15	Ari	L	p	0	0	0	0.0	0.0	0	0	0	0	0	0	0	0	0	1
Dec 22	@ Jax	W	S	3	2	1	0.0	0.0	0	0	0	0	0	0	0	0	0	0
Dec 29	Hou	W	p	0	0	0	0.0	0.0	0	0	0	0	0	0	0	0	0	0
Totals		**7-9**	**16/5**	**51**	**35**	**16**	**0.0**	**0.0**	**1**	**2**	**1**	**1**	**0**	**1**	**1**	**0**	**0**	**17**

COLIN McCARTHY'S NFL STATISTICS

REGULAR SEASON				TACKLES							INTERCEPTIONS					FUMBLES			
Year	Team	GP	GS	Tot	Solo	Asst	Sk	Yds	QBP	TFL	No	Yds	Lg	TD	PD	FF	FR	Yds	SpT
2011	Tennessee	13	7	76	61	15	0.0	0.0	1	8	1	0	0	0	3	2	2	0	5
2012	Tennessee	7	7	45	32	13	0.0	0.0	0	3	1	49	49t	1	2	0	0	0	0
2013	Tennessee	16	5	51	35	16	0.0	0.0	1	2	1	1	1	0	1	1	0	0	17
NFL Totals		**36**	**19**	**172**	**128**	**44**	**0.0**	**0.0**	**2**	**13**	**3**	**50**	**49t**	**1**	**6**	**3**	**2**	**0**	**22**

Single-Game Highs

Tackles - 14 at St. Louis (11/3/13)
Tackles For Loss - 3 at Atlanta (11/20/11)
Interception - 1 (Three times, last vs. Jacksonville 11/10/13)
Forced Fumble - 1 (Three times, last vs. Jacksonville 11/10/13)
Fumble Recoveries - 2 at Buffalo (12/4/11)
Special Teams Tackles - 4 vs. N.Y. Jets (9/29/13)

22

Dexter McCluster

RUNNING BACK • 5'8" • 170 lbs • COLLEGE: MISSISSIPPI
ACQUIRED: UNRESTRICTED FREE AGENT - 2014 (KC)
NFL EXP. (NFL/TITANS): 5/1 • HOMETOWN: LARGO, FLA.
GAMES PLAYED/GAMES STARTED: 58/23 (PLAYOFFS: 2/0)

PRO BOWLS
2013

PRO: Dexter McCluster is an explosive weapon that has seen action at running back, wide receiver and return specialist during his NFL career. The Titans signed the former second-round selection on the first day of free agency in 2014, following his four-year stint with the Kansas City Chiefs. McCluster is a prolific return specialist that was named to his first Pro Bowl after a 2013 campaign in which he returned two punt returns for touchdowns. The 5-foot-8-inch, 170-pounder is a dynamic receiver that has hauled in receptions from the slot, the offensive backfield and as an outside receiver and he should bring versatility and big plays to the Titans' offense.

CAREER HIGHLIGHTS:

• During his Chiefs career (2010-2013), appeared in 58 games with 23 starts and logged 172 receptions for 1,500 yards (8.7 avg.) with four receiving touchdowns and has 152 carries for 662 yards with one rushing score. Also has returned 79 punts for 959 yards (12.1 avg.) with three touchdowns and 52 kickoffs for 1,087 yards. Also had one special teams tackle.
• In 2013, was named to his first Pro Bowl, earning the honor as a punt returner. Was voted second-team All-Pro as a punt returner by the Associated Press. Returned a career-high 58 punts for a league-best 686 yards with two touchdowns.
• Owns the Chiefs franchise record for highest career punt return average among all players with at least 50 punt returns. His 12.14 yards per punt average (959 yards on 79 returns) ranks ahead of Noland Smith's 11.11 average (589 yards on 53 returns) and he registered two of the three longest punt returns in franchise history.
• Was named AFC Special Teams Player of the Week for Week 4 in 2013 when he returned four punts for 113 yards including an 89-yard TD in a win against the N.Y. Giants (9/29/13).
• Earned AFC Special Teams Player of the Month in December of the 2013 season.
• Was named AFC Special Teams Player of the Week and Pepsi NFL Rookie of the Week for Week 1 in 2010 when he returned a punt 94 yards for a touchdown in a win against San Diego (9/13/10).

TITANS TIDBITS:

• McCluster received the key to the city of his hometown of Largo, Fla., on May 4, 2010, a few days after being drafted by the Kansas City Chiefs.
• McCluster was a journalism major at Ole Miss and would like to get into the sports communications industry following his playing career.

CAREER TRANSACTIONS:

• The Largo, Fla., native was originally selected by the Kansas City Chiefs in the second round (36th overall) of the 2010 NFL Draft.
• Signed by the Titans as an unrestricted free agent on March 13, 2014.

SEASON RECAPS:

2013 (15/6, 1/0 - Kansas City): Appeared in 15 games at wide receiver with six starts. Was inactive in one game with an ankle injury. Grabbed 53 receptions for 511 yards with two touchdowns, eight rushes for five yards, 58 punt returns for 686 yards with two touchdowns and one kickoff return for three yards.
• At Jacksonville (9/8), posted three receptions for 43 yards and returned seven punts for 80 yards.
• Against N.Y. Giants (9/29), caught five passes for 48 yards and returned four punts for 113 yards, including an 89-yard return for a touchdown.
• Against Houston (10/20), caught four passes for 70 yards, had two carries for four yards and recorded four punt returns for 32 yards.
• Against Cleveland (10/27), recorded seven receptions for 67 yards with one touchdown and one rush for five yards, as well as five punt returns for 38 yards.
• At Washington (12/8), hauled in four receptions for 21 yards (5.3 avg.) and had seven punt returns for a franchise-record 177 yards (25.3 avg.) with a 74-yard touchdown.
• At San Diego (12/29), started at wide receiver and had six catches for 62 yards (10.3 avg.) and one touchdown along with one punt return for 32 yards.
• At Indianapolis (1/4), played in an AFC Wild Card Game, recording seven catches for 52 yards, one rush for three yards and one punt return for six yards.

2012 (16/6 - Kansas City): Appeared in 16 contests at wide receiver with six starts, posting 52 receptions for 452 yards. Posted 12 carries for 70 yards. Returned two punts for six yards.
• Against Atlanta (9/9), posted six catches for 82 yards.
• Against Oakland (10/28), hauled in six passes for 54 yards with one touchdown.
• At Oakland (12/16), caught a career-high seven passes for 59 yards.

2011 (16/4 - Kansas City): Played in 16 games with four starts, one at wide receiver and three at running back. Totaled 114 carries for 516 yards with a touchdown and 46 receptions for 328 yards with a touchdown. Had 25 kickoff returns for 557 yards and six punt returns for 65 yards.
• Against Denver (11/13), caught a career-high six passes for 48 yards.
• At Chicago (12/4), carried the ball nine times for a career-high 61 yards, including a career-long 32-yard rush and caught four passes for 46 yards, including a 38-yard Hail Mary touchdown just before halftime.
• Against Oakland (12/24), caught five passes for a career-high 89 yards, with a career-long 49-yard reception.
• At Denver (1/1), recorded 12 carries, tying a career-high with 61 yards, including a 21-yard touchdown run.

2010 (11/7, 1/0 - Kansas City): Played in 11 games on offense and special teams. Started five contests at wide receiver and two at running back. Was inactive for five contests with an ankle injury. Totaled 21 catches for 209 yards with a touchdown and 18 carries for 71 yards. Returned 13 punts for 202 yards, including one for a Chiefs record 94-yard touchdown. Averaged 12.9 yards per touch (rushing, receiving, kickoff and punt returns), ranking eighth in the NFL among all rookies. Compiled 1,009 total net yards and led all NFL rookie punt returners (min. 10 attempts) with a 15.5-yard average. Also had 26 kickoff returns for 527 yards.
• Against San Diego (9/13), returned three punts for 100 yards, including one for a 94-yard touchdown to earn AFC Special Teams Player of the Week honors and Pepsi NFL Rookie of the Week accolades.
• Against San Francisco (9/26), totaled three catches for 69 yards with a 31-yard touchdown.
• At Indianapolis (10/10), returned a career-high six kickoffs for 141 yards.
• Against Baltimore (1/9), caught a team-high four passes for 17 yards in an AFC Wild Card Game. Also returned four kickoffs for 83 yards.

COLLEGE:

• Saw action in 40 contests with 28 starts (22 at wide receiver and six at running back) at Mississippi and finished his career ranked eighth in school annals with 130 receptions for 1,703 yards and seven touchdowns.
• Notched 304 carries for 1,955 yards, finishing seventh in Ole Miss history, while tying for ninth in school annals with 15 rushing touchdowns.

• Added 19 kickoff returns for 374 yards and eight punt returns for 57 yards. Ranked second in school history with 4,089 all-purpose yards.
• Earned All-SEC honors as both a running back and wide receiver his final two seasons. Named the MVP in back-to-back Cotton Bowl wins for the Rebels.
• As a senior (2009), played in 13 games with 12 starts (seven at wide receiver and five at running back). Caught 44 passes for 520 yards with three touchdowns and rushed 181 times for 1,169 yards with eight touchdowns. Was a team captain and earned first-team All-SEC accolades. Added two punt returns for 28 yards. Also completed a 27-yard touchdown pass and recorded two special teams tackles. Registered 1,717 all-purpose yards, the second-highest seasonal total in school history. Rushed for 100-plus yards in five of his final six games, including four consecutive contests. Was a third-team All-America choice and received the National RB Trophy from the College Football Performance Awards.
• As a junior (2008), played in 13 games with eight starts (seven at wide receiver and one at running back) and earned second-team All-SEC honors as an all-purpose back. Totaled 44 receptions for 625 yards with one touchdown and rushed 109 times for 655 yards and six touchdowns. Amassed 1,280 all-purpose yards, the eighth-best single-season total in school history. Was one of two SEC players to rank in the Top 10 in the conference in rushing yards, receiving yards, receptions and all-purpose yards.
• As a sophomore (2007), saw action in eight games with three starts at wide receiver. Missed the first four games with a shoulder injury. Caught 27 passes for 326 yards with two touchdowns and recorded six carries for 63 yards. Added six kickoff returns for 100 yards and six punt returns for 29 yards.
• As a freshman (2006), appeared in six games with five starts at wide receiver before missing the final six contests with a shoulder injury. Notched 15 receptions for 232 yards and a touchdown and toted the ball eight times for 68 yards with a touchdown. Added 13 kickoff returns for 274 yards.
• Majored in journalism at Mississippi.

PERSONAL:
• Has two daughters, DaKayla and Ava.
• Was a Class 5A first-team all-state running back at Largo (Fla.) High School and rushed for 2,490 yards and 39 touchdowns.
• Also lettered in basketball and track and was a state qualifier in the long jump and high jump.
• Born Dexter Marquise McCluster on Aug. 25, 1988 in Largo, Fla.

DEXTER McCLUSTER'S GAME-BY-GAME

2010 Kansas City Chiefs					RUSHING					RECEIVING					PUNT RETURNS						KICKOFF RETURNS				
Date	Opp	W/L	P/S	Att	Yds	Avg	Lg	TD	No	Yds	Avg	Lg	TD	No	FC	Yds	Avg	Lg	TD	No	Yds	Avg	Lg	TD
Sept 13	SD	W	p	1	0	0.0	0	0	2	9	4.5	5	0	3	0	100	33.3	94t	1	0	0	-	-	0
Sept 19	@ Cle	W	p	1	3	3.0	3	0	0	0	-	-	0	0	0	0	-	-	0	2	39	19.5	20	0
Sept 26	SF	W	S	2	-1	-0.5	4	0	3	69	23.0	31t	1	3	1	42	14.0	30	0	1	17	17.0	17	0
Oct 10	@ Ind	L	p	1	3	3.0	3	0	2	15	7.5	8	0	0	1	0	-	-	0	6	141	23.5	32	0
Oct 17	@ Hou	L	S	2	27	13.5	20	0	3	13	4.3	6	0	1	0	4	4.0	4	0	1	18	18.0	18	0
Oct 24	Jax	W	S	4	28	7.0	15	0	5	41	8.2	11	0	0	0	0	-	-	0	0	0	-	-	0
Oct 31	Buf	W	IA																					
Nov 7	@ Oak	L	IA																					
Nov 14	@ Den	L	IA																					
Nov 21	Ari	W	IA																					
Nov 28	@ Sea	W	IA																					
Dec 5	Den	W	S	5	11	2.2	5	0	2	25	12.5	19	0	2	0	6	3.0	4	0	3	60	20.0	28	0
Dec 12	@ SD	L	S	0	0	0.0	0	0	0	0	-	-	0	1	0	11	11.0	11	0	3	62	20.7	28	0
Dec 19	@ StL	W	p	1	-4	-4.0	-4	0	1	7	7.0	7	0	3	0	39	13.0	24	0	4	62	15.5	25	0
Dec 26	Ten	W	S	1	4	4.0	4	0	2	15	7.5	14	0	0	0	0	-	-	0	3	50	16.7	26	0
Jan 2	Oak	L	S	0	0	0.0	0	0	1	15	15.0	15	0	0	0	0	-	-	0	3	78	26.0	36	0
Totals		**10-6**	**11/7**	**18**	**71**	**3.9**	**20**	**0**	**21**	**209**	**10.0**	**31t**	**1**	**13**	**2**	**202**	**15.5**	**94t**	**1**	**26**	**527**	**20.3**	**36**	**0**
Playoffs																								
Jan 9	Bal	L	p	2	5	2.5	3	0	4	17	4.3	8	0	0	0	0	-	0	0	4	83	20.8	36	0
Playoffs Totals		**0-1**	**1/0**	**2**	**5**	**2.5**	**3**	**0**	**4**	**17**	**4.3**	**8**	**0**	**0**	**0**	**0**	**-**	**0**	**0**	**4**	**83**	**20.8**	**36**	**0**

2011 Kansas City Chiefs					RUSHING					RECEIVING					PUNT RETURNS						KICKOFF RETURNS				
Date	Opp	W/L	P/S	Att	Yds	Avg	Lg	TD	No	Yds	Avg	Lg	TD	No	FC	Yds	Avg	Lg	TD	No	Yds	Avg	Lg	TD
Sept 11	Buf	L	p	4	42	10.5	23	0	5	25	5.0	10	0	0	0	0	-	-	0	4	92	23.0	35	0
Sept 18	@ Det	L	S	8	51	6.4	24	0	4	-2	-0.5	6	0	0	0	0	-	-	0	3	69	23.0	35	0
Sept 25	@ SD	L	p	9	45	5.0	16	0	5	17	3.4	4	0	0	0	0	-	-	0	1	29	29.0	29	0
Oct 2	Min	W	S	7	26	3.7	12	0	3	12	4.0	6	0	0	0	0	-	-	0	0	0	-	-	0
Oct 9	@ Ind	W	p	4	8	2.0	4	0	1	10	10.0	10	0	0	0	0	-	-	0	0	0	-	-	0
Oct 23	@ Oak	W	p	10	38	3.8	13	0	1	-3	-3.0	-3	0	0	0	0	-	-	0	0	0	-	-	0
Oct 31	SD	W	p	6	0	0.0	4	0	3	28	9.3	13	0	1	0	6	6.0	6	0	5	137	27.4	33	0
Nov 6	Mia	L	p	7	36	5.1	11	0	1	8	8.0	8	0	2	1	30	15.0	22	0	3	53	17.7	21	0
Nov 13	Den	L	p	8	45	5.6	10	0	6	48	8.0	14	0	0	0	0	-	-	0	0	0	-	-	0
Nov 21	@ NE	L	S	9	45	5.0	9	0	1	3	3.0	3	0	0	0	0	-	-	0	1	18	18.0	18	0
Nov 27	Pit	L	p	9	28	3.1	9	0	2	11	5.5	6	0	1	1	7	7.0	7	0	0	0	-	-	0
Dec 4	@ Chi	W	p	9	61	6.8	32	0	4	46	11.5	38	1	0	0	0	-	-	0	1	23	23.0	23	0
Dec 11	@ NYJ	L	S	4	1	0.3	2	0	0	0	-	-	0	1	1	4	4.0	4	0	5	89	17.8	30	0
Dec 18	GB	W	p	5	14	2.8	7	0	2	11	5.5	8	0	0	0	0	-	-	0	1	22	22.0	22	0
Dec 24	Oak	L	p	3	15	5.0	6	0	5	89	17.8	49	0	0	0	0	-	-	0	1	25	25.0	25	0
Jan 1	@ Den	W	p	12	61	5.1	21	1	3	25	8.3	19	0	1	0	18	18.0	18	0	0	0	-	-	0
Totals		**7-9**	**16/4**	**114**	**516**	**4.5**	**32**	**1**	**46**	**328**	**7.1**	**49**	**1**	**6**	**3**	**65**	**10.8**	**22**	**0**	**25**	**557**	**22.3**	**35**	**0**

DEXTER McCLUSTER'S GAME-BY-GAME CONT.

2012 Kansas City Chiefs					RUSHING					RECEIVING					PUNT RETURNS						KICKOFF RETURNS				
Date	Opp	W/L	P/S	Att	Yds	Avg	Lg	TD	No	Yds	Avg	Lg	TD	No	FC	Yds	Avg	Lg	TD	No	Yds	Avg	Lg	TD
Sept 9	Atl	L	S	0	0	-	-	0	6	82	13.7	21	0	0	0	0	-	-	0	0	0	-	-	0
Sept 16	@ Buf	L	p	0	0	-	-	0	4	32	8.0	12	0	0	0	0	-	-	0	0	0	-	-	0
Sept 23	@ NO	W	p	1	5	5.0	5	0	3	28	9.3	20	0	0	0	0	-	-	0	0	0	-	-	0
Sept 30	SD	L	S	0	0	-	-	0	2	6	3.0	4	0	0	0	0	-	-	0	0	0	-	-	0
Oct 7	Bal	L	p	0	0	-	-	0	0	0	-	-	0	0	0	0	-	-	0	0	0	-	-	0
Oct 14	@ TB	L	S	0	0	-	-	0	6	39	6.5	12	0	0	0	0	-	-	0	0	0	-	-	0
Oct 28	Oak	L	S	2	15	7.5	13	0	6	54	9.0	14	1	0	0	0	-	-	0	0	0	-	-	0
Nov 1	@ SD	L	p	4	17	4.3	13	0	2	17	8.5	12	0	1	0	0	0.0	0	0	0	0	-	-	0
Nov 12	@ Pit	L	p	0	0	-	-	0	2	18	9.0	13	0	0	0	0	-	-	0	0	0	-	-	0
Nov 18	Cin	L	S	0	0	-	-	0	3	37	12.3	26	0	0	0	0	-	-	0	0	0	-	-	0
Nov 25	Den	L	p	2	23	11.5	19	0	4	21	5.3	7	0	0	0	0	-	-	0	0	0	-	-	0
Dec 2	Car	W	p	1	0	0.0	0	0	2	16	8.0	12	0	1	2	6	3.0	6	0	0	0	-	-	0
Dec 9	@ Cle	L	p	1	0	0.0	0	0	1	8	8.0	8	0	0	0	0	-	-	0	0	0	-	-	0
Dec 16	@ Oak	L	p	0	0	-	-	0	7	59	8.4	31	0	0	0	0	-	-	0	0	0	-	-	0
Dec 23	Ind	L	p	1	10	10.0	10	0	3	30	10.0	11	0	0	0	0	-	-	0	0	0	-	-	0
Dec 30	@ Den	L	S	0	0	-	-	0	1	5	5.0	5	0	0	0	0	-	-	0	0	0	-	-	0
Totals		**2-14**	**16/6**	**12**	**70**	**5.8**	**19**	**0**	**52**	**452**	**8.7**	**31**	**1**	**2**	**2**	**6**	**3.0**	**6**	**0**	**0**	**0**	**-**	**-**	**0**

2013 Kansas City Chiefs					RUSHING					RECEIVING					PUNT RETURNS						KICKOFF RETURNS				
Date	Opp	W/L	P/S	Att	Yds	Avg	Lg	TD	No	Yds	Avg	Lg	TD	No	FC	Yds	Avg	Lg	TD	No	Yds	Avg	Lg	TD
Sept 8	@ Jax	W	S	0	0	-	-	0	3	43	14.3	21	0	7	1	80	11.4	36	0	0	0	-	-	0
Sept 15	Dal	W	p	0	0	-	-	0	2	14	7.0	9	0	3	1	41	13.7	20	0	0	0	-	-	0
Sept 19	@ Phi	W	S	1	-3	-3.0	-3	0	1	1	1.0	1	0	2	0	12	6.0	7	0	1	3	3.0	3	0
Sept 29	NYG	W	S	0	0	-	-	0	5	48	9.6	17	0	4	0	113	28.3	89t	1	0	0	-	-	0
Oct 6	@ Ten	W	p	0	0	-	-	0	0	0	-	-	0	5	1	39	7.8	20	0	0	0	-	-	0
Oct 13	Oak	W	p	1	4	4.0	4	0	1	10	10.0	10	0	6	0	32	5.3	11	0	0	0	-	-	0
Oct 20	Hou	W	p	2	4	2.0	3	0	4	70	17.5	43	0	4	0	32	8.0	26	0	0	0	-	-	0
Oct 27	Cle	W	p	1	5	5.0	5	0	7	67	9.6	28	1	5	0	38	7.6	20	0	0	0	-	-	0
Nov 3	@ Buf	W	S	1	-4	-4.0	-4	0	2	9	4.5	7	0	1	1	0	0.0	0	0	0	0	-	-	0
Nov 17	@ Den	L	p	0	0	-	-	0	5	53	10.6	18	0	5	1	33	6.6	13	0	0	0	-	-	0
Nov 24	SD	L	p	1	-1	-1.0	-1	0	7	59	8.4	17	0	4	1	34	8.5	18	0	0	0	-	-	0
Dec 1	Den	L	p	1	0	0.0	0	0	5	43	8.6	28	1	1	1	0	0.0	0	0	0	0	-	-	0
Dec 8	@ Was	W	S	0	0	-	-	0	4	21	5.3	10	0	7	0	177	25.3	74	1	0	0	-	-	0
Dec 15	@ Oak	W	IA																					
Dec 22	Ind	L	p	0	0	-	-	0	1	11	11.0	11	0	3	0	23	7.7	25	0	0	0	-	-	0
Dec 29	@ SD	L	S	0	0	-	-	0	6	62	10.3	28	0	1	4	32	32.0	32	0	0	0	-	-	0
Totals		**11-5**	**15/6**	**8**	**5**	**0.6**	**5**	**0**	**53**	**511**	**9.6**	**43**	**2**	**58**	**11**	**686**	**11.8**	**89t**	**2**	**1**	**3**	**3.0**	**3**	**0**
Playoffs																								
Jan 9	@ Ind	L	p	1	3	3.0	3	0	7	52	7.4	19	0	1	0	6	6.0	6	0	0	0	-	0	0
Playoffs Totals		**0-1**	**1/0**	**1**	**3**	**3.0**	**3**	**0**	**7**	**52**	**7.4**	**19**	**0**	**1**	**0**	**6**	**6.0**	**6**	**0**	**0**	**0**	**-**	**0**	**0**

DEXTER McCLUSTER'S NFL STATISTICS

REGULAR SEASON

				RUSHING					RECEIVING				
Year	Team	GP	GS	Att	Yds	Avg	Lg	TD	No	Yds	Avg	Lg	TD
2010	Kansas City	11	7	18	71	3.9	20	0	21	209	10.0	31t	1
2011	Kansas City	16	4	114	516	4.5	32	1	46	328	7.1	49	1
2012	Kansas City	16	6	12	70	5.8	19	0	52	452	8.7	31	1
2013	Kansas City	15	6	8	5	0.6	5	0	53	511	9.6	43	2
NFL Totals		**58**	**23**	**152**	**662**	**4.4**	**32**	**1**	**172**	**1,500**	**8.7**	**49**	**5**

		PUNT RETURNS						KICKOFF RETURNS				
Year	Team	No	FC	Yds	Avg	Lg	TD	No	Yds	Avg	Lg	TD
2010	Kansas City	13	2	202	15.5	94t	1	26	527	20.3	36	0
2011	Kansas City	6	3	65	10.8	22	0	25	557	22.3	35	0
2012	Kansas City	2	2	6	3.0	6	0	0	0	-	0	0
2013	Kansas City	58	11	686	11.8	89t	2	1	3	3.0	3	0
NFL Totals		**79**	**18**	**959**	**12.1**	**94t**	**3**	**52**	**1,087**	**20.9**	**36**	**0**

POSTSEASON

				RUSHING					RECEIVING				
Year	Team	GP	GS	Att	Yds	Avg	Lg	TD	No	Yds	Avg	Lg	TD
2010	Kansas City	1	0	2	5	2.5	3	0	4	17	4.3	8	0
2013	Kansas City	1	0	1	3	3.0	3	0	7	52	7.4	19	0
NFL Totals		**2**	**0**	**3**	**8**	**2.7**	**3**	**0**	**11**	**69**	**6.3**	**19**	**0**

		PUNT RETURNS						KICKOFF RETURNS				
Year	Team	No	FC	Yds	Avg	Lg	TD	No	Yds	Avg	Lg	TD
2010	Kansas City	0	0	0	-	0	0	4	83	20.8	36	0
2013	Kansas City	1	0	6	6.0	6	0	0	0	-	0	0
NFL Totals		**1**	**0**	**6**	**6.0**	**6**	**0**	**4**	**83**	**20.8**	**36**	**0**

Single-Game Highs

Rushing Attempts - 12 at Denver (1/1/12)
Rushing Yards - 61 (Twice, last at Denver 1/1/12)
Long Rush - 32 at Chicago (12/4/11)
Rushing Touchdowns - 1 at Denver (1/1/12)
Receptions - 7 (Three times, last vs. San Diego 11/24/13)
Receiving Yards - 89 vs. Oakland (12/24/11)
Long Reception - 49 vs. Oakland (12/24/11)
Receiving Touchdowns - 1 (Five times, last at San Diego 12/29/13)
Punt Returns - 7 at Washington (12/8/13)
Punt Return Yards - 177 at Washington (12/8/13)
Punt Return Long - 94t vs. San Diego (9/13/10)
Punt Return Touchdown - 1 (Three times last at Washington 12/8/13)
Kickoff Returns - 6 at Indianapolis (10/10/10)
Kickoff Return Yards - 141 at Indianapolis (10/10/10)
Kickoff Return Long - 36 vs. Oakland (1/2/11)

Playoff Single-Game Highs

Receptions - 7 at Indianapolis (1/4/14)
Receiving Yards - 52 at Indianapolis (1/4/14)
Long Reception - 19 at Indianapolis (1/4/14)

30 Jason McCourty



CORNERBACK • 6'0" • 193 lbs • COLLEGE: RUTGERS
ACQUIRED: 6TH ROUND - 2009 • NFL EXP. (NFL/TITANS): 6/6
HOMETOWN: NYACK, N.J.
GAMES PLAYED/GAMES STARTED: 74/56 (PLAYOFFS: 0/0)

2012, 2013

PRO: Jason McCourty is a fast, athletic cornerback and one of the veteran leaders of the defense. The Titans rewarded the 6-foot, 193-pounder with a long-term contract extension during the 2012 preseason. Originally a sixth-round draft choice in 2009, the former Rutgers standout was selected a defensive captain by his teammates for the 2012 campaign and tied for the team lead with four interceptions. He was voted as a captain again in 2013. From the time he became a full-time starter in 2011 through 2013, McCourty led the Titans in passes defensed (46) and ranked third in interceptions (six).

CAREER HIGHLIGHTS:

• In 2013, McCourty started all 16 games for the second consecutive season. He ranked second on the squad with 16 passes defensed.
• At Seattle on Oct. 13, 2013, McCourty scored his second career touchdown, scooping up a loose ball on an aborted field goal attempt and racing 77 yards for a touchdown.
• In 2012, McCourty started all 16 games for the first time in his career and led the squad with a career-high 17 passes defensed, while finishing tied for third on the club with 93 tackles. He also posted a career-best four interceptions.
• In 2011, McCourty set a career high and ranked second on the squad with 107 tackles. He also led the club with 13 passes defensed and tied for the lead with two interceptions.
• Against the Indianapolis Colts on Oct. 30, 2011, McCourty scored his first career touchdown by recovering a Pat McAfee punt that was blocked by Patrick Bailey in the end zone.
• In 2010, McCourty appeared in 12 games with six starts at cornerback and tied for third on the squad with two interceptions. He also finished third on the team with 13 passes defensed.
• McCourty snared his first career NFL interception on a tipped pass from Eli Manning in the end zone at N.Y. Giants (9/26/10).
• As a rookie in 2009, McCourty was thrust into the starting lineup for three consecutive games (at Jacksonville, vs. Indianapolis, at New England) in the first half of the season after the Titans secondary suffered multiple injuries. He finished third on the team with 12 special teams tackles as a rookie.

TITANS TIDBITS:

• McCourty played his last three seasons at Rutgers with his identical twin brother, Devin. The duo held down the starting cornerback spots for Scarlet Knights together for two years. Devin, who redshirted his first season at Rutgers, was a first-round draft pick by the New England Patriots in 2010. They also have an older brother, Larry.
• During the 2013 offseason, Jason and Devin spearheaded "Tackle Sickle Cell," a campaign that aimed to educate the public, increase blood donations, and raise money and awareness for the fight against sickle cell disease. The duo partnered with the Embrace Kids Foundation to host a 5K Run/Walk in Liberty State Park in Jersey City, N.J. as the major fundraising component of the campaign. They each set up their own fundraising team for the 5K to see which brother could raise more money Team J-Mac vs Team D-Mac. The loser of the competition agreed to fly to the other's home football city and make a public appearance dressed up as the opposing team mascot. Jason came up just short in the contest and was forced to wear the Pat Patriot outfit.
• Jason and Devin held the first McCourty Brothers Football Camp at St. Joseph Regional High School in New Jersey in 2012.
• McCourty excelled off the field at Rutgers as he was a semifinalist for the prestigious Vincent dePaul Draddy Trophy given to the college football player with the best combination of academics, community service and on-field performance. He was also named an *ESPN The Magazine* Academic All-District first-team member.
• McCourty and former teammate Kenny Britt were featured in the July 2012 issue of *GQ* within the magazine's feature on Nashville.

CAREER TRANSACTIONS:

• The Nyack, N.Y., native was selected by the Titans in the sixth round (203rd overall) of the 2009 NFL Draft.

SEASON RECAPS:

2013 (16/16): Started all 16 games at cornerback for the second consecutive season and ranked second on the squad with 16 passes defensed. Registered 77 tackles, including two stops for loss, a forced fumble and a fumble recovery for a touchdown. Led or tied for the team lead in passes defensed six times (at PIT, vs. SF, at STL, at OAK, at IND, vs. HOU). Registered his second career touchdown with a 77-yard fumble return at Seattle (10/13/13). Was voted a team captain for the 2013 season by his teammates.
• At Pittsburgh (9/8), tallied four tackles, including a stop for loss, and a season-high three passes defensed. Ended a Steelers' drive by breaking up a deep pass intended for Antonio Brown in the fourth quarter.
• At Houston (9/15), compiled seven tackles and a pass defensed. Halted a Texans' drive by batting down a third-and-two pass intended for Andre Johnson. Teamed with Bernard Pollard to stop Arian Foster for a two-yard loss on a rush off right tackle in overtime.
• At Seattle (10/13), tallied eight tackles (tied season high), a forced fumble and a 77-yard fumble return for a score. Teamed with Bernard Pollard to stonewall Jermaine Kearse for a one-yard loss on a short pass in the second quarter. Scooped up a Chris Maragos fumble and raced 77 yards for a touchdown on a botched field goal attempt on the final play of the second quarter. Forced a Derrick Coleman fumble that rolled out of bounds in the third quarter.
• Against San Francisco (10/20), notched six tackles and a team-best two passes defensed. Batted down a deep pass intended for Vernon Davis in the second quarter.
• At Oakland (11/24), posted five tackles, including a stop for loss, and two passes defensed. Halted a Raiders' drive by deflecting a third-and-five pass intended for Andre Holmes in the second quarter. Teamed with Akeem Ayers to stuff Rashad Jennings for a two-yard loss on a rush off right end in the third stanza.
• Against Arizona (12/15), tied season high with eight tackles and added a pass defensed.

2012 (16/16): Started all 16 games at cornerback for the first time in his career. Tied for the team lead with four interceptions and led the squad with a career-high 17 passes defensed. Finished tied for third on the club with 93 tackles. Also posted four tackles for loss, a forced fumble and a fumble recovery. Led or tied for the team lead in tackles four times (at MIN, at MIA, at IND, at GB). Led or tied for the team lead in passes defensed seven times (vs. DET, vs. PIT, at BUF, vs. IND, vs. CHI, vs. NYJ, vs. JAX). Was voted a team captain for the 2012 season by his teammates.
• At Minnesota (10/7), led the team with 10 tackles and a pass defensed. Broke up a pass intended for Jerome Simpson in the first quarter. Stopped Percy Harvin for no gain on a short pass in the third stanza.
• Against Pittsburgh (10/11), posted five tackles and two passes defensed, including an interception. Halted a Steelers' drive by breaking up a pass intended for Antonio Brown in the first quarter. Set up the Titans' first touchdown by recovering a Tim Shaw blocked punt at the Steelers' one-yard line on the final play of the first quarter. Combined with Zach Brown

to stop Antonio Brown for a one-yard loss on a short pass in the second quarter. Ended a potential Steelers' scoring drive by intercepting a pass intended for Antonio Brown at the Titans' 12-yard line late in the second quarter.
• At Buffalo (10/21), posted five tackles and an interception. Got the Titans' offense the ball back late in the fourth quarter by intercepting a Ryan Fitzpatrick third-and-seven pass intended for Donald Jones along the sideline.
• At Miami (11/11), led the team with eight tackles, a forced fumble, a fumble recovery and a pass defensed. Halted a Dolphins' drive and gave the Titans' offense great field position by stripping Reggie Bush and recovering the fumble at the Miami 28-yard line in the first quarter. Broke up a deep pass intended for Brian Hartline in the end zone in the fourth quarter.
• At Indianapolis (12/9), tied for the team lead with eight tackles, including a stop for loss. Fought through the block and dropped Reggie Wayne for a five-yard loss on a bubble screen in the second quarter.
• Against N.Y. Jets (12/17), registered five tackles and a career-best two interceptions. Intercepted a Mark Sanchez pass intended for Jeremy Kerley along the sideline in the second quarter. Picked off a Sanchez deep pass intended for Jeff Cumberland on the Jets' opening drive of the second half.
• At Green Bay (12/23), led the team with 12 tackles.
• Against Jacksonville (12/30), recorded five tackles and a career-best four passes defensed. Halted a Jaguars' drive by knocking down a third-and-one pass intended for Justin Blackmon in the second quarter. Broke up another pass intended for Blackmon late in the second quarter. Knocked down a Hail Mary attempt intended for Jordan Shipley at the end of the second quarter. Deflected a pass intended for Blackmon late in the third stanza.

2011 (15/15): Started 15 games at cornerback and tied for the team lead with two interceptions, while also leading the squad with 13 passes defensed. Ranked second on the team with 107 tackles. Added a forced fumble, a fumble recovery and a recovery of a blocked punt for a touchdown. Was inactive with an injury against New Orleans (12/11). Tied for the team lead in tackles once (vs. BAL). Led the team in passes defensed four times (at JAX, vs. TB, vs. JAX, at HST). Registered a career-high 13 tackles against Houston (10/23/11).
• At Jacksonville (9/11), posted seven tackles, a sack, a forced fumble and a pass defensed. Broke up a pass intended for Marcedes Lewis in the second quarter. Blitzed and sacked Luke McCown for an 10-yard loss while causing a fumble that was recovered by the Jaguars.
• Against Baltimore (9/18), tied for the team lead with five tackles and an interception. Intercepted a Joe Flacco pass that was deflected by Cortland Finnegan and returned the pick 30 yards to the Ravens' 26-yard line.
• Against Denver (9/25), notched eight tackles and an interception. Picked off a Kyle Orton pass intended for Eric Decker and brought it back 21 yards in the second quarter.
• At Cleveland (10/2), started at cornerback and collected nine tackles and a pass defensed. Ended a Browns' drive by breaking up a fourth-and-nine pass intended for Mohamed Massaquoi in the fourth quarter.
• Against Houston (10/23), recorded a career-best 13 tackles.
• Against Indianapolis (10/30), gave the Titans a 10-0 lead by recovering a blocked punt by Patrick Bailey in the end zone for a touchdown in the second quarter. Tipped a pass intended for Pierre Garcon that was then intercepted by Michael Griffin along the sideline in the second quarter.
• Against Cincinnati (11/6), finished second on the squad with nine tackles.
• Against Tampa Bay (11/27), posted seven tackles, a fumble recovery and two passes defensed. Deflected a pass intended for Mike Williams on the first play from scrimmage. Recovered a LeGarrette Blount fumble that was forced by Jason Jones early in the first quarter. Broke up a pass intended for Williams in the end zone late in the second stanza.
• At Buffalo (12/4), tallied two tackles before leaving the game in the first quarter with a concussion, which also kept him out of the following game.
• Against Jacksonville (12/24), totaled five tackles and a team-best two passes defensed. Halted a Jaguars' drive by breaking up a pass intended for Chastin West on the first play of the fourth quarter. Ended a Jaguars' scoring chance by tipping a pass that was then intercepted by Michael Griffin in the end zone in the fourth quarter.
• At Houston (1/1), started at cornerback and collected nine tackles and a team-best three passes defensed. Halted a Texans' drive by breaking up a pass intended for Kevin Walter on third-and-two in the first quarter. Ended a Texans' drive by deflecting a pass intended for Jacoby Jones on third-and-14 in the second quarter. Knocked down a third-and-six pass intended for Jones late in the second quarter.

2010 (12/6): Appeared in 12 games with six starts at cornerback and tied for third on the squad with two interceptions. Finished third on the team with 13 passes defensed. Led or tied for the team lead in passes defensed six times in 2010 (vs. OAK, vs. PIT, at SD, at HST, at KC, at IND). Tied for the team lead in special teams tackles once in 2010 (at KC). Collected his first career interception at N.Y. Giants (9/26/10). Was inactive for four games because of an injury.
• Against Oakland (9/12), started at cornerback and posted eight tackles and two passes defensed. Knocked down a pass intended for Darrius Heyward-Bey in the third quarter.
• At N.Y. Giants (9/26), started at cornerback before leaving the game in the second quarter with an injury. Collected four tackles and his first career interception. Thwarted a Giants' scoring chance by intercepting an Eli Manning pass in the end zone after the ball was batted up in the air at the goal line by Will Witherspoon in the first quarter.
• At San Diego (10/31), returned to the field in the nickel package and notched two tackles and an interception. Notched a solo tackle on special teams coverage units. Intercepted a pass intended for Seyi Ajirotutu late in the second quarter. Knocked down a pass intended for Randy McMichael in the third quarter.
• At Kansas City (12/26), played in a reserve role at cornerback in nickel situations and recorded two passes defensed. Broke up a deep pass intended for Chris Chambers on third-and-eight in the second quarter. Defended a short pass intended for Chambers late in the second quarter. Tied for the team lead with two special teams tackles on coverage units.
• At Indianapolis (1/2), started at cornerback as the team opened the game in a nickel package and totaled five tackles and a team-best three passes defensed. Broke up a third-and-seven pass intended for Pierre Garcon in the first quarter. Defended a deep pass intended for Garcon in the second stanza. Knocked down a pass intended for Garcon in the fourth quarter.

2009 (15/3): Ranked second among Titans rookies with 30 tackles and finished third on the team with 12 stops on special teams. Also totaled one tackle for loss and a forced fumble. Started in three contests as the Titans secondary struggled with injuries through September and October. Tied for the team lead in special teams tackles three times (at NYJ, at SF, vs. MIA).
• At N.Y. Jets (9/27), saw limited action at cornerback and collected a solo tackle. Also returned three kickoffs for 72 yards (24.0 avg.) and tied for the team lead with three special teams tackles.
• At Jacksonville (10/4), started his first career NFL contest at cornerback and posted six tackles.
• At Indianapolis (10/11), started at cornerback and posted season-high 11 tackles.
• At New England (10/18), started at cornerback and posted seven tackles.
• Against St. Louis (12/13), made key special teams play in first quarter, racing down the field to bat back Brett Kern's 35-yard punt to allow the ball to be downed at the Rams' three-yard line.
• Against San Diego (12/25), saw significant action at cornerback in the second half after Nick Harper left the game with an injury. Notched five tackles, including a stop for loss and a forced fumble.

COLLEGE:
• In a four-year career at Rutgers, totaled 150 tackles, 7.5 tackles for loss, two interceptions, 20 passes defensed, two fumble recoveries and a 25.8-yard average on 17 kickoff returns. Played in 47 games with 33 starts.
• As a senior (2008), was named a captain and started all 13 games at cornerback. Totaled 52 tackles, a team-best two interceptions, six passes defensed and a fumble recovery. Also assumed kickoff return duties and was second in the Big East with a 26.2 yards per return average in conference games.
• As a junior (2007), totaled 44 tackles, including three tackles for loss and a team-best 12 passes defensed in his second full year as the starter at cornerback. Tabbed a preseason second-team All-Big East selection by *Lindy's* and third-team pick by *Athlon*.
• As a sophomore (2006), earned a starting corner spot in preseason and played in 12 games. Finished eighth on the team with 45 tackles and posted four tackles for loss, two passes defensed and a fumble recovery. Started seven games, including the last six of the season.
• As a true freshman (2005), played in nine games, including the Insight Bowl, and appeared primarily on special teams. Posted nine tackles, including six solo stops.
• Majored in information technology at Rutgers.

PERSONAL:

• Married to Melissa, the couple has a daughter, Liana. They split time between Nashville and Montvale, N.J.

• Attended St. Joseph's (Montvale, N.J.) High School and earned All-State recognition from the *Newark Star-Ledger* and the Associated Press and All-League honors as a senior.

• Named an All-Parochial pick as both a junior and senior. Named to MSG High School Heisman Team. Helped New York team to victory in the 2005 Governor's Bowl.

• As a senior, carried the ball 94 times for 1,083 yards, averaging a school-record 11.5 yards per carry. Also posted 15 catches for 407 yards, an average of 27.8 per catch. Accounted for 25 touchdowns for St. Joseph's, which finished the season at 11-1 including a 42-8 win over Pope John in the Parochial Group III Final at Rutgers Stadium.

• Also played defensive back, returning an interception 81 yards for a touchdown against Paterson Eastside.

• Ranked as the 38th-best player in New Jersey by Scout.com.

• Also played basketball for four seasons and was the starting guard on a 26-2 team that won the county championship as a junior. As a senior was named first-team All-County.

• List of favorites: (movie) "Hitch"; (TV show) "King of Queens"; (actor) Jamie Foxx; (music artist/group) Jadakiss; (school subject) math; (car) Nissan Altima which he currently drives; (video game) NCAA College Football; (sports hero) Penny Hardaway; and (food) shrimp.

• Follow McCourty on Twitter at @McCourtyTwins.

• Born Jason McCourty on Aug. 13, 1987 in Nyack, N.Y.

JASON McCOURTY'S GAME-BY-GAME

2009 Tennessee Titans

Date	Opp	W/L	P/S	Tot	Solo	Asst	Sk	- Yds	QBP	TFL	Int	- Yds	-TD	PD	FF	FR	- Yds	SpT
Sept 10	@ Pit	L	p	0	0	0	0.0	0.0	0	0	0	0	0	0	0	0	0	0
Sept 20	Hou	L	p	0	0	0	0.0	0.0	0	0	0	0	0	0	0	0	0	0
Sept 27	@ NYJ	L	p	1	1	0	0.0	0.0	0	0	0	0	0	0	0	0	0	3
Oct 4	@ Jax	L	S	6	4	2	0.0	0.0	0	0	0	0	0	0	0	0	0	1
Oct 11	Ind	L	S	11	8	3	0.0	0.0	0	0	0	0	0	0	0	0	0	0
Oct 18	@ NE	L	S	7	3	4	0.0	0.0	0	0	0	0	0	0	0	0	0	0
Nov 1	Jax	W	p	0	0	0	0.0	0.0	0	0	0	0	0	0	0	0	0	0
Nov 8	@ SF	W	p	0	0	0	0.0	0.0	0	0	0	0	0	0	0	0	0	3
Nov 15	Buf	W	IA															
Nov 23	@ Hou	W	p	0	0	0	0.0	0.0	0	0	0	0	0	0	0	0	0	1
Nov 29	Ari	W	p	0	0	0	0.0	0.0	0	0	0	0	0	0	0	0	0	1
Dec 6	@ Ind	L	p	0	0	0	0.0	0.0	0	0	0	0	0	0	0	0	0	0
Dec 13	StL	W	p	0	0	0	0.0	0.0	0	0	0	0	0	0	0	0	0	1
Dec 20	Mia	W	p	0	0	0	0.0	0.0	0	0	0	0	0	0	0	0	0	2
Dec 25	SD	L	p	5	4	1	0.0	0.0	0	1	0	0	0	0	1	0	0	0
Jan 3	@ Sea	W	p	0	0	0	0.0	0.0	0	0	0	0	0	0	0	0	0	0
Totals		**8-8**	**15/3**	**30**	**20**	**10**	**0.0**	**0.0**	**0**	**1**	**0**	**0**	**0**	**0**	**1**	**0**	**0**	**12**

Additional Statistics: 3 kickoff returns for 72 yards at N.Y. Jets on Sept. 27, 2009

2010 Tennessee Titans

Date	Opp	W/L	P/S	Tot	Solo	Asst	Sk	- Yds	QBP	TFL	Int	- Yds	-TD	PD	FF	FR	- Yds	SpT
Sept 12	Oak	W	S	8	6	2	0.0	0.0	0	0	0	0	0	2	0	0	0	0
Sept 19	Pit	L	S	5	2	3	0.0	0.0	0	0	0	0	0	1	0	0	0	0
Sept 26	@ NYG	W	S	4	2	2	0.0	0.0	0	0	1	0	0	1	0	0	0	0
Oct 3	Den	L	IA															
Oct 10	@ Dal	W	IA															
Oct 18	@ Jax	W	IA															
Oct 24	Phi	W	IA															
Oct 31	@ SD	L	p	2	1	1	0.0	0.0	0	0	1	11	0	1	0	0	0	1
Nov 14	@ Mia	L	p	2	2	0	0.0	0.0	0	0	0	0	0	1	0	0	0	0
Nov 21	Was	L	p	5	5	0	0.0	0.0	0	0	0	0	0	1	0	0	0	0
Nov 28	@ Hou	L	p	5	4	1	0.0	0.0	0	0	0	0	0	1	0	0	0	1
Dec 5	Jax	L	p	0	0	0	0.0	0.0	0	0	0	0	0	0	0	0	0	0
Dec 9	Ind	L	S	4	4	0	0.0	0.0	0	1	0	0	0	0	0	0	0	0
Dec 19	Hou	W	S	5	5	0	0.0	0.0	0	0	0	0	0	0	0	0	0	0
Dec 26	@ KC	L	p	0	0	0	0.0	0.0	0	0	0	0	0	2	0	0	0	2
Jan 2	@ Ind	L	S	5	5	0	0.0	0.0	0	0	0	0	0	3	0	0	0	0
Totals		**6-10**	**12/6**	**45**	**36**	**9**	**0.0**	**0.0**	**0**	**1**	**2**	**11**	**0**	**13**	**0**	**0**	**0**	**4**

2011 Tennessee Titans

Date	Opp	W/L	P/S	Tot	Solo	Asst	Sk	- Yds	QBP	TFL	Int	- Yds	-TD	PD	FF	FR	- Yds	SpT
Sept 11	@ Jax	L	S	7	5	2	1.0	10.0	0	0	0	0	0	1	1	0	0	0
Sept 18	Bal	W	S	5	4	1	0.0	0.0	0	0	1	30	0	1	0	0	0	0
Sept 25	Den	W	S	8	6	2	0.0	0.0	0	0	1	22	0	1	0	0	0	0
Oct 2	@ Cle	W	S	9	7	2	0.0	0.0	0	0	0	0	0	1	0	0	0	0
Oct 9	@ Pit	L	S	10	8	2	0.0	0.0	0	0	0	0	0	1	0	0	0	0
Oct 23	Hou	L	S	13	11	2	0.0	0.0	0	0	0	0	0	0	0	0	0	0
Oct 30	Ind	W	S	5	5	0	0.0	0.0	0	0	0	0	0	1	0	0	0	0
Nov 6	Cin	L	S	9	8	1	0.0	0.0	0	0	0	0	0	0	0	0	0	0
Nov 13	@ Car	W	S	7	5	2	0.0	0.0	0	0	0	0	0	0	0	0	0	0
Nov 20	@ Atl	L	S	5	5	0	0.0	0.0	0	0	0	0	0	0	0	0	0	0
Nov 27	TB	W	S	7	5	2	0.0	0.0	0	0	0	0	0	0	0	0	0	0
Dec 4	@ Buf	W	S	2	1	1	0.0	0.0	0	0	0	0	0	0	0	0	0	0
Dec 11	NO	L	IA															
Dec 18	@ Ind	L	S	6	3	3	0.0	0.0	0	0	0	0	0	0	0	0	0	0
Dec 24	Jax	W	S	5	4	1	0.0	0.0	0	0	0	0	0	0	2	0	0	0
Jan 1	@ Hou	W	S	9	8	1	0.0	0.0	0	0	0	0	0	0	3	0	0	0
Totals		**9-7**	**15/15**	**107**	**85**	**22**	**1.0**	**10.0**	**0**	**0**	**2**	**52**	**0**	**13**	**1**	**1**	**0**	**0**

2012 Tennessee Titans

Date	Opp	W/L	P/S	Tot	Solo	Asst	Sk	- Yds	QBP	TFL	Int	- Yds	-TD	PD	FF	FR	- Yds	SpT
Sept 9	NE	L	S	3	3	0	0.0	0.0	0	1	0	0	0	0	0	0	0	0
Sept 16	@ SD	L	S	5	3	2	0.0	0.0	0	0	0	0	0	0	0	0	0	0
Sept 23	Det	W	S	6	5	1	0.0	0.0	0	0	0	0	0	1	0	0	0	0
Sept 30	@ Hou	L	S	4	4	0	0.0	0.0	0	1	0	0	0	0	0	0	0	0
Oct 7	@ Min	L	S	10	10	0	0.0	0.0	0	0	0	0	0	1	0	0	0	0
Oct 11	Pit	W	S	5	5	0	0.0	0.0	0	0	1	0	0	2	0	0	0	0
Oct 21	@ Buf	W	S	5	2	3	0.0	0.0	0	0	1	0	0	1	0	0	0	0
Oct 28	Ind	L	S	2	2	0	0.0	0.0	0	0	0	0	0	2	0	0	0	0
Nov 4	Chi	L	S	6	5	1	0.0	0.0	0	0	0	0	0	2	0	0	0	0
Nov 11	@ Mia	W	S	8	8	0	0.0	0.0	0	0	0	0	0	1	1	1	0	0
Nov 25	@ Jax	L	S	4	3	1	0.0	0.0	0	0	0	0	0	0	0	0	0	0
Dec 2	Hou	L	S	5	5	0	0.0	0.0	0	1	0	0	0	1	0	0	0	0
Dec 9	@ Ind	L	S	8	6	2	0.0	0.0	0	1	0	0	0	0	0	0	0	0
Dec 17	NYJ	W	S	5	4	1	0.0	0.0	0	0	2	29	0	2	0	0	0	0
Dec 23	@ GB	L	S	12	9	3	0.0	0.0	0	0	0	0	0	0	0	0	0	0
Dec 30	Jax	W	S	5	5	0	0.0	0.0	0	0	0	0	0	4	0	0	0	0
Totals		**6-10**	**16/16**	**93**	**79**	**14**	**0.0**	**0.0**	**0**	**4**	**4**	**29**	**0**	**17**	**1**	**1**	**0**	**0**

2013 Tennessee Titans

Date	Opp	W/L	P/S	Tot	Solo	Asst	Sk	- Yds	QBP	TFL	Int	- Yds	-TD	PD	FF	FR	- Yds	SpT
Sept 8	@ Pit	W	S	4	4	0	0.0	0.0	0	1	0	0	0	3	0	0	0	0
Sept 15	@ Hou	L	S	7	5	2	0.0	0.0	0	0	0	0	0	1	0	0	0	0
Sept 22	SD	W	S	3	3	0	0.0	0.0	0	0	0	0	0	0	0	0	0	0
Sept 29	NYJ	W	S	5	5	0	0.0	0.0	0	0	0	0	0	0	0	0	0	0
Oct 6	KC	L	S	5	3	2	0.0	0.0	0	0	0	0	0	0	0	0	0	0
Oct 13	@ Sea	L	S	8	7	1	0.0	0.0	0	0	0	0	0	0	1	1	77	0
Oct 20	SF	L	S	6	5	1	0.0	0.0	0	0	0	0	0	2	0	0	0	0
Nov 3	@ StL	W	S	2	2	0	0.0	0.0	0	0	0	0	0	2	0	0	0	0
Nov 10	Jax	L	S	1	1	0	0.0	0.0	0	0	0	0	0	0	0	0	0	0
Nov 14	Ind	L	S	3	3	0	0.0	0.0	0	0	0	0	0	1	0	0	0	0
Nov 24	@ Oak	W	S	5	4	1	0.0	0.0	0	1	0	0	0	2	0	0	0	0
Dec 1	@ Ind	L	S	4	4	0	0.0	0.0	0	0	0	0	0	2	0	0	0	0
Dec 8	@ Den	L	S	6	6	0	0.0	0.0	0	0	0	0	0	0	0	0	0	0
Dec 15	Ari	L	S	8	6	2	0.0	0.0	0	0	0	0	0	1	0	0	0	0
Dec 22	@ Jax	W	S	4	4	0	0.0	0.0	0	0	0	0	0	0	0	0	0	0
Dec 29	Hou	W	S	6	6	0	0.0	0.0	0	0	0	0	0	2	0	0	0	0
Totals		**7-9**	**16/16**	**77**	**68**	**9**	**0.0**	**0.0**	**0**	**2**	**0**	**0**	**0**	**16**	**1**	**1**	**77**	**0**

JASON McCOURTY'S NFL STATISTICS

REGULAR SEASON				TACKLES							INTERCEPTIONS					FUMBLES			
Year	Team	GP	GS	Tot	Solo	Asst	Sk	Yds	QBP	TFL	No	Yds	Lg	TD	PD	FF	FR	Yds	SpT
2009	Tennessee	15	3	30	20	10	0.0	0.0	0	1	0	0	0	0	0	1	0	0	12
2010	Tennessee	12	6	45	36	9	0.0	0.0	0	1	2	11	11	0	13	0	0	0	4
2011	Tennessee	15	15	107	85	22	1.0	10.0	0	0	2	52	30	0	13	1	1	0	0
2012	Tennessee	16	16	93	79	14	0.0	0.0	0	4	4	29	28	0	17	1	1	0	0
2013	Tennessee	16	16	77	68	9	0.0	0.0	0	2	0	0	0	0	16	1	1	77	0
NFL Totals		**74**	**56**	**352**	**288**	**64**	**1.0**	**10.0**	**0**	**8**	**8**	**92**	**30**	**0**	**59**	**4**	**3**	**77**	**16**

Single-Game Highs

Tackles - 13 vs. Houston (10/23/11)
Interceptions - 2 vs. N.Y. Jets (12/17/12)
Sacks - 1 at Jacksonville (9/11/11)
Passes Defensed - 4 vs. Jacksonville (12/30/12)
Forced Fumble - 1 at Miami (11/11/12)
Fumble Recovery - 1 at Miami (11/11/12)
Special Teams Tackles - 3 (Twice, most recently at San Francisco 11/8/09)

Additional Career Statistics

Kickoff Returns - 3 for 72 yards at N.Y. Jets (9/27/09)
Touchdowns - 2 - recovery of blocked punt in the end zone vs. Indianapolis, 10/30/11; 77-yard fumble return at Seattle, 10/13/13

7

Zach Mettenberger

QUARTERBACK • 6'5" • 224 lbs • COLLEGE: LOUISIANA STATE
ACQUIRED: 6TH ROUND - 2014 • NFL EXPERIENCE: ROOKIE
HOMETOWN: WATKINSVILLE, GA.
GAMES PLAYED/GAMES STARTED: 0/0 (PLAYOFFS: 0/0)

PRO: The Titans traded up in the sixth round of the 2014 NFL Draft to select Louisiana State signal caller Zach Mettenberger. A two-year starter for the Tigers, Mettenberger possesses the toughness, competitiveness and arm strength to succeed at the pro level. The 6-foot-5-inch, 224-pounder was twice named a permanent team captain by his LSU teammates for the 2012 and 2013 campaigns.

CAREER HIGHLIGHTS:
• As a senior at Louisiana State, Mettenberger completed 192 of 296 passes for 3,082 yards and 22 touchdowns and just eight interceptions, ranking second in the SEC in pass efficiency.
• Became just the third player in LSU history to pass for 3,000 yards in a season in 2013 with 3,082 yards. Was the only player in LSU history to have back-to-back seasons of 2,500 yards or more (threw for 2,609 yards in 2012).
• Mettenberger's career numbers for the Tigers include 5,783 passing yards (No. 6 in LSU history), 35 touchdowns (No. 5 in LSU history), 407 completions (No. 6 in LSU history) and 659 attempts (No. 7 in LSU history).

TITANS TIDBITS:
• Mettenberger is a big fan of 1970s and 1980s sports and watches a lot of ESPN Classic shows. He lists basketball great Larry Bird as the person he would most like to meet.
• Mettenberger's mother, Tammy, is an administrative assistant for head coach Mark Richt in the University of Georgia football offices.

CAREER TRANSACTIONS:
• The Watkinsville, Ga., native was selected by the Titans in the sixth round (178th overall) of the 2014 NFL Draft.

COLLEGE:
• Played in 30 games with 25 starts during his three-year career at Louisiana State and posted a 19-6 mark as a starting quarterback. Became just the third player in LSU history to pass for 3,000 yards in a season in 2013 with 3,082 yards. Is the only player in LSU history to have back-to-back seasons of 2,500 yards or more (threw for 2,609 yards in 2012). Spent one year at Georgia before transferring to Butler (Kan.) Community College for the 2010 season. Played one season at Butler Community College leading him team to an 11-1 record and a berth in the JUCO National Championship Game.

AS A SENIOR (2013), started all 12 regular season games for the Tigers, leading LSU to a 9-3 mark. Was injured in fourth quarter of season-finale against Arkansas and missed the Outback Bowl. Connected on 192 of 296 passes for 3,082 yards and 22 touchdowns and just eight interceptions. Ranked second in the SEC in pass efficiency behind Johnny Manziel (172.9) with a 171.4 rating. Just the third player in school history to pass for 3,000-yards or more in a season joining Rohan Davey (3,347 in 2001) and JaMarcus Russell (3,129 in 2006). Was the starting quarterback for the only team in SEC history with a 3,000-yard passer, two 1,000-yard receivers and a 1,000-yard rusher in the same season. Ranked third in school history with a 64.8 completion percentage in 2013 and eighth in completions (192).
• At Alabama-Birmingham (9/7), set a school-record with five touchdown passes in the win.
• At Georgia (9/28), threw for a career-best 372 yards and three touchdowns on 23-of-37 passing with no interceptions in 44-41 loss.
• At Mississippi State (10/5), set career-high with 25 completions on 29 attempts for 340 yards and a pair of touchdowns in a road win. Named SEC Offensive Player of the Week for his performance.
• Against Furman (10/26), his other 300-yard game came in win over Furman with 328 yards and three touchdowns on 16 of 24 passing.

AS A JUNIOR (2012), started all 13 games, leading LSU to a 10-3 overall mark and to three wins over Top 25 teams. Threw for 2,609 yards and 12 touchdowns on 207 of 352 passing. Threw just seven interceptions and his 50:1 ratio of passes to interceptions rates as the best for a single-season in school history for quarterbacks with at least 300 attempts. His 2,609 passing yards ranked as the fifth-highest total in school history. Capped regular-season by throwing for 200 or more yards in four straight games, including three straight SEC games (298 vs. Alabama, 273 vs. Mississippi State, 282 vs. Ole Miss).
• Against Idaho (9/15), registered his first multi-touchdown game of his LSU career, finishing 17 of 22 for 222 yards, two touchdowns and one interception.
• Against Alabama (11/3), had best game as a Tiger in near upset of top-ranked Crimson Tide with then career highs of yards (298) and completions (24). Connected on 24 of 35 passes for Crimson Tide as LSU's offense racked up 435 total yards (298 passing, 172 rushing).
• Against Mississippi State (11/10), threw for 273 yards and two touchdowns on 19 of 30 passing. Fired a 19-yard touchdown pass to Jarvis Landry and a 20-yard touchdown pass to Spencer Ware against the Bulldogs.
• At Arkansas (11/23), wrapped up the regular season with at Arkansas by going 16 of 29 for 217 yards and one touchdown in 20-13 road win over Razorbacks.

AS A SOPHOMORE (2011), played in five games with no starts in his first season at Louisiana State. Completed eight of 11 passes for 92 yards and his first career touchdown on a 19-yard strike to Kadron Boone against Northwestern State.
• At Ole Miss (11/19), ran 25 yards on a bootleg down to the one-yard line.
• Entered late against Auburn, West Virginia, and Kentucky and did not attempt a pass as the team ran out the clock.

AS A FRESHMAN (2010), played one season at Butler Community College leading him team to an 11-1 record and a berth in the JUCO National Championship Game. His team finished year ranked No. 2 in the nation.
• Started all 12 games at Butler, throwing for 2,678 yards and 32 touchdowns with only four interceptions. Connected on 176 of 299 passes for a 58.9 completion percentage.
• Rated as the top-ranked junior college quarterback for the 2011 class by multiple recruiting services.

AS A FRESHMAN (2009), originally signed with the University of Georgia out of high school. Did not see any game action at Georgia. Spent one year at Georgia before transferring to Butler (Kan.) Community College for the 2010 season.

PERSONAL:
• Single, splits time between Nashville and Watkinsville, Ga.
• Four-year letterwinner at Oconee County (Ga.) High School. Graduated early and enrolled at Georgia in January of 2009.
• As a senior, threw for 2,106 yards with 19 touchdowns and only six interceptions. Also ran for four scores. Was an Offense-Defense All-American selection as a senior and participated in the Hawai'i-Polynesian vs. Mainland All-American Bowl. Was also invited to the 2008 EA Sports Elite 11 Camp.
• Received 2008 *Atlanta-Journal Constitution* Georgia 150, Super Southern

100, and Class AAA All-State honorable mention and was named MVP of Elite 11 Alabama Nike Camp.
• Was the 2008 Offensive Player of the Year and Coaches Award recipient at Oconee. Was selected for the All-County and All-Region first-team units.
• As a junior, threw for 1,333 yards and 10 touchdowns while completing 117 of 189 attempts (61.9 percent).
• As a sophomore, threw for four touchdowns and 671 yards, connecting on 53 of 86 attempts (61.6 percent) in five games under center.
• Graduated from Louisiana State in December of 2013.
• On Twitter: @mettshow
• List of favorites: (movie) "Anchorman: The Legend of Ron Burgundy"; (TV show) "Game of Thrones"; (actor) Vince Vaughn; (music artist) Red Hot Chili Peppers; (school subject) history; (car) 1994 Chevrolet Astro Van; (athlete as a child) Greg Maddux; (food) Mexican; and (pro sports team as a child) Atlanta Braves.
• Born Zachary Rich Mettenberger on July 16, 1991 in Athens, Ga.

ZACH METTENBERGER'S COLLEGE STATISTICS

			PASSING											RUSHING				
Year	Team	GP/GS	Att	Cmp	Pct	Yds	Yd/Att	TD	INT	Lg	Sk	Yds	Rat	Att	Yds	Avg	Lg	TD
2010	Butler CC	12/12	299	176	58.9	2,678	9.0	32	4	81	NA	NA	166.7	64	-124	-1.9	17	2
2011	LSU	5/0	11	8	72.7	92	8.4	1	0	24	NA	NA	173.0	2	28	14.0	25	0
2012	LSU	13/13	352	207	58.8	2,609	7.4	12	7	56	NA	NA	128.3	47	-208	-4.4	7	0
2013	LSU	12/12	296	192	64.9	3,082	10.4	22	8	63	NA	NA	171.4	34	-133	-3.9	10	0
College Totals		**42/37**	**958**	**583**	**60.9**	**8,461**	**8.8**	**67**	**19**	**81**	**NA**	**NA**	**154.2**	**147**	**-437**	**-3.0**	**25**	**2**

LSU Single-Game Highs

Attempts - 37 (Twice, last at Georgia 9/28/13)
Completions - 25 at Mississippi State (10/5/13)
Passing Yards - 372 at Georgia (9/28/13)
Touchdown Passes - 5 vs. Alabama-Birmingham (9/7/13)
Passer Rating - 295.7 vs. Alabama-Birmingham (9/7/13)

Rushing Attempts - 6 (Three times, last at Alabama 11/9/13)
Rushing Yards - 25 at Mississippi (11/19/11)
Long Rush - 25 at Mississippi (11/19/11)

42

Collin Mooney

FULLBACK • 5'10" • 238 lbs • COLLEGE: ARMY
ACQUIRED: FREE AGENT - 2012 • NFL EXP. (NFL/TITANS): 2/2
HOMETOWN: KATY, TEXAS
GAMES PLAYED/GAMES STARTED: 14/4 (PLAYOFFS: 0/0)

PRO: Collin Mooney is 238-pound fullback that can add depth in the offensive backfield as well as contribute on special teams units. The West Point product originally joined the Titans as a free agent in the 2012 offseason before being released at the end of training camp. Mooney spent the first 12 weeks of his rookie season on the Titans' practice squad before being elevated to the active roster for the first time. He then earned the starting role at the beginning of the 2013 campaign.

CAREER HIGHLIGHTS:
• In the 2013 season opener at Pittsburgh (9/8), Mooney made his first career NFL start at fullback. The Titans won the game and rushed for 112 yards.
• Mooney made his NFL regular-season debut against Houston on Dec. 2, 2012. Four weeks later against Jacksonville (Dec. 30), he recorded his first NFL rushing attempt and totaled five carries for 19 yards.
• As a senior at Army, Mooney set a school record with 1,339 rushing yards.

TITANS TIDBITS:
• Mooney is a former West Point graduate that signed with the Titans after spending the previous three years fulfilling his commitment to the U.S. Army. He was commissioned in the field artillery branch of the U.S. Army.
• He currently serves in the U.S. Army Reserves, fulfilling his time commitment during the offseason.
• In a team meeting on May 28, 2013, Mooney was surprised by visiting officials from the U.S. Army with an Army Achievement Medal for work Mooney did for the U.S. Army Reserve during the 2013 offseason.
• In 2011, Mooney's childhood friend and West Point roommate, 1st Lt. Dimitri del Castillo, was killed in combat in Afghanistan. Mooney says he thinks about his friend on a daily basis.
• Mooney's paternal grandfather, U.S. Army Colonel Charles Mooney, served in the Korean War and Vietnam during the 1960s and was later stationed at the Pentagon.

CAREER TRANSACTIONS:
• The Katy, Texas, native was originally signed by the Titans as an undrafted free agent on May 1, 2012.
• Waived by the Titans on Aug. 31, 2012 and signed to the team's practice squad the following day.
• Signed from the practice squad to the active roster on Dec. 1, 2012.
• Waived on Dec. 7, 2012 and signed to the team's practice squad on Dec. 10, 2012.
• Signed from the practice squad to the active roster on Dec. 28, 2012.
• Waived on Aug. 31, 2013 and signed to the team's practice squad a day later.
• Signed from the practice squad to the active roster on Sept. 7, 2013.

SEASON RECAPS:
2013 (12/4): Played in 12 games with four starts at fullback and caught six passes for 32 yards. Registered four special teams tackles. Placed on injured reserve on Dec. 3, 2013.
• At Pittsburgh (9/8), made his first career NFL start at fullback and helped open holes for Titans' ball carriers to gain 112 yards on the ground.
• At Houston (9/15), started at fullback and caught one pass for five yards.
• Against N.Y. Jets (9/29), started at fullback and caught one pass for three yards.
• At St. Louis (11/3), started at fullback and helped block for Titans' ball carriers to gain 198 rushing yards. Hauled in a career-long 22-yard reception out of the backfield during the Titans' second touchdown drive in the third quarter.
• At Oakland (11/24), caught two passes for six yards out of the backfield. Collected three special teams tackles on coverage units.
• At Indianapolis (12/1), caught one pass for minus-four yards before leaving the game in the second quarter with an injury. Collected a special teams tackle on coverage units.

2012 (2/0 - Tennessee): Saw action in two games as a rookie and carried the ball five times for 19 yards. Spent the other 15 weeks on the team's practice squad.
• Against Houston (12/2), made his NFL debut as a reserve on special teams.
• Against Jacksonville (12/30), played as a reserve at running back and on special teams. Carried the ball five times for 19 yards. Sealed the victory with an eight-yard rumble on third-and-seven during the Titans' final drive.

COLLEGE:
• Played in 33 career games with 12 starts at Army and rushed for 1,361 career yards and scored nine rushing touchdowns.
• As a senior (2008), started all 12 contests at running back and led the team with 191 rushes for a school-record 1,339 yards and eight touchdowns. Added eight catches for 56 yards.
• Ranked 14th in the nation with 111.6 rushing yards per game. Recorded the 13th 1,000-yard rushing season in Academy history and was the 11th player in West Point history to total more than 200 rushing attempts.
• Was the only player in Academy history to run for 185 or more yards in consecutive games and the only West Pointer to ever reach 170 yards in three straight outings (187 at Tulane, 229 vs. Eastern Michigan, 172 at Buffalo).
• As a junior (2007), played in all 12 contests as an offensive reserve and key special teams contributor. Gained 13 yards rushing on five attempts and added five receptions for 45 yards. Returned two kickoffs for 39 yards.
• As a sophomore (2006), appeared in nine contests and registered one rush from scrimmage for nine yards. Also filled heavy role on special teams.
• As a freshman (2005), did not appear in a game.
• Graduated with a bachelor's degree in management from Army.

PERSONAL:
• Married to Michalyn Mooney, the couple has two dogs - a boxer named Knox and a malipoo named Chewbacca.
• Received All-State honors at Taylor (Katy, Texas) High School. Was a two-time all-district selection playing both fullback and linebacker positions.
• Named to All-Academic squad all four years and was presented school's "Most Athletic" award as a senior.
• Also lettered twice in baseball and helped team to district championship.
• Served as president of school's chapter of Fellowship of Christian Athletes and was a National Honor Society member that contributed to Peer Assistance Leadership group.
• Broke the Army Physical Fitness Test Bike record (10.9 kilometers).
• On Twitter: @collin_mooney
• On Instagram: @COLLINMOONEY
• Born Collin Karl Mooney on April 3, 1986 in Katy, Texas.

COLLIN MOONEY'S GAME-BY-GAME

2012 Tennessee Titans					RUSHING					RECEIVING				
Date		Opp	W/L	P/S	Att	Yds	Avg	Lg	TD	No	Yds	Avg	Lg	TD
Dec 2		Hou	L	p	0	0	-	0	0	0	0	-	0	0
Dec 9	@	Ind	Released on Dec. 7, 2012											
Dec 17		NYJ	Practice Squad											
Dec 23	@	GB	Practice Squad											
Dec 30		Jax	W	p	5	19	3.8	8	0	0	0	-	0	0
Totals			**1-1**	**2/0**	**5**	**19**	**3.8**	**8**	**0**	**0**	**0**	**-**	**0**	**0**

2013 Tennessee Titans					RUSHING					RECEIVING				
Date		Opp	W/L	P/S	Att	Yds	Avg	Lg	TD	No	Yds	Avg	Lg	TD
Sept 8	@	Pit	W	S	0	0	-	0	0	0	0	-	0	0
Sept 15	@	Hou	L	S	0	0	-	0	0	1	5	5.0	5	0
Sept 22		SD	W	p	0	0	-	0	0	0	0	-	0	0
Sept 29		NYJ	W	S	0	0	-	0	0	1	3	3.0	3	0
Oct 6		KC	L	p	0	0	-	0	0	0	0	-	0	0
Oct 13	@	Sea	L	p	0	0	-	0	0	0	0	-	0	0
Oct 20		SF	L	p	0	0	-	0	0	0	0	-	0	0
Nov 3	@	StL	W	S	0	0	-	0	0	1	22	22.0	22	0
Nov 10		Jax	L	p	0	0	-	0	0	0	0	-	0	0
Nov 14		Ind	L	p	0	0	-	0	0	0	0	-	0	0
Nov 24	@	Oak	W	p	0	0	-	0	0	2	6	3.0	4	0
Dec 1	@	Ind	L	p	0	0	-	0	0	1	-4	-4.0	-4	0
Dec 8	@	Den	Placed on injured reserve on Dec. 3, 2013											
Dec 15		Ari												
Dec 22	@	Jax												
Dec 29		Hou												
Totals			**5-7**	**12/4**	**0**	**0**	**-**	**0**	**0**	**6**	**32**	**5.3**	**22**	**0**

COLLIN MOONEY'S NFL STATISTICS

REGULAR SEASON				RUSHING					RECEIVING				
Year	Team	GP	GS	Att	Yds	Avg	Lg	TD	No	Yds	Avg	Lg	TD
2012	Tennessee	2	0	5	19	3.8	8	0	0	0	-	0	0
2013	Tennessee	12	4	0	0	-	0	0	6	32	5.3	22	0
NFL Totals		**14**	**4**	**5**	**19**	**3.8**	**8**	**0**	**6**	**32**	**5.3**	**22**	**0**

Single-Game Highs

Rushing Attempts - 5 vs. Jacksonville (12/30/12)
Rushing Yards - 19 vs. Jacksonville (12/30/12)
Long Rush - 8 vs. Jacksonville (12/30/12)
Receptions - 2 at Oakland (11/24/13)
Receiving Yards - 22 at St. Louis (11/3/13)
Long Reception - 22 at St. Louis (11/3/13)

Additional Statistics

Special Teams Tackles - 0 (2012), 4 (2013)

91

Derrick Morgan

LINEBACKER/DEFENSIVE END • 6'3" • 261 lbs
COLLEGE: GEORGIA TECH • ACQUIRED: 1ST ROUND - 2010
NFL EXP. (NFL/TITANS): 5/5 • HOMETOWN: COATESVILLE, PA.
GAMES PLAYED/GAMES STARTED: 50/40 (PLAYOFFS: 0/0)

PRO: Derrick Morgan enjoyed a productive 2013 season and continued to show the promise that made him the Titans' 2010 first-round draft choice. He played in 15 games at defensive end and ranked second on the team with six sacks and eight quarterback pressures. In 2012, he started all 16 games and led the team with 6.5 sacks and 19 quarterback pressures. In 2011, the Georgia Tech product appeared in 15 games in his second season and led the team with 20 quarterback pressures after returning to the field following a rookie campaign that was cut short by a season-ending knee injury in the team's fourth game. Morgan is an explosive defender equally adept at rushing the passer and stopping the run. Morgan has a reputation as a gritty player with a non-stop motor, and he has the ability to play on either side of the defensive line or at outside linebacker.

CAREER HIGHLIGHTS:

• In 2013, Morgan finished second on the Titans with six sacks and eight quarterback pressures.
• In 2012, Morgan led the team with 6.5 sacks and 19 quarterback pressures, while also posting a career-high 66 tackles.
• In 2011, Morgan appeared in 15 games and led the team with 20 quarterback pressures. He also tallied 47 tackles, 2.5 sacks, three tackles for loss and two passes defensed.
• As a rookie in 2010, saw action in four games and amassed 10 tackles and 1.5 sacks before being placed on season-ending injured reserve.
• In 2009, Morgan's junior year, he won Conference Defensive Player of the Year honors after leading the ACC with 12.5 sacks and finishing second in the conference with 18.5 tackles for loss.

TITANS TIDBITS:

• Morgan changed his jersey number from 90 to 91 during the 2012 offseason. He is familiar with the number 91, having worn it during his three seasons at Georgia Tech. Former Titans defensive lineman Jason Jones wore 91 in Morgan's first two seasons with the club.
• Morgan credits his mother, Pamela Wooden, as his primary role model in life. He also says that she should be credited with his football success, since, even as a single parent, she managed to take him to every practice and every game during his youth.
• Morgan experienced the 2010 NFL Draft as one of the players invited by the league to Radio City Music Hall. He was surrounded by his mother, father, grandparents and other loved ones when NFL Commissioner Roger Goodell announced his name with the 16th overall pick.

CAREER TRANSACTIONS:

• The Coatesville, Pa., native was selected by the Titans in the first round (16th overall) of the 2010 NFL Draft.

SEASON RECAPS:

2013 (15/14): Played in 15 games with 14 starts at defensive end and ranked second on the team with six sacks and eight quarterback pressures. Registered 54 tackles, including three stops for loss, a pass defensed, a forced fumble and a fumble recovery. Led or tied for the team lead in sacks five times in 2013 (at HOU, vs. JAX, vs. IND, at JAX, vs. HOU). Led or tied for the team lead in quarterback pressures six times in 2013 (at PIT, at HOU, vs. SD, vs. NYJ, vs. JAX, vs. IND).
• At Pittsburgh (9/8), started at defensive end and tallied four tackles, including a sack and two quarterback pressures. Dropped Ben Roethlisberger for a five-yard sack on the final play of the first half.
• At Houston (9/15), started at defensive end and compiled four tackles, including a sack, a stop for loss and a quarterback pressure. Stonewalled Arian Foster for a three-yard loss on a rush off left tackle in the third quarter. Dropped Matt Schaub for a seven-yard sack in the fourth quarter.
• Against N.Y. Jets (9/29), started at defensive end and posted four tackles, including a stop for loss and two quarterback pressures. Combined with Michael Griffin to stonewall Alex Green for a two-yard loss on a fourth-and-one toss in the fourth quarter.
• At St. Louis (11/3), started at defensive end and collected two tackles and a fumble recovery. Recovered a Kellen Clemens fumble at the Rams' 19-yard line after a Jurrell Casey strip-sack in the fourth quarter.
• Against Jacksonville (11/10), started at defensive end and notched eight tackles, a sack, a tackle for loss and a quarterback pressure. Stuffed Maurice Jones-Drew for no gain on a rush up the middle in the second quarter. Teamed with Sammie Hill to stuff Jones-Drew for a two-yard loss on a carry off left tackle in the second quarter. Halted a Jaguars' drive by dropping Chad Henne for a nine-yard sack on third-and-six in the fourth quarter. Combined with Michael Griffin to stuff Jones-Drew for a two-yard loss on a rush off right end in the fourth quarter.
• Against Indianapolis (11/14), started at defensive end and compiled five tackles, including a sack and a quarterback pressure. Forced the Colts to settle for a field goal by dropping Andrew Luck for a three-yard sack on third-and-five late in the second quarter.
• At Indianapolis (12/1), started at defensive end and amassed three tackles and a forced fumble. During a Jurrell Casey sack forced an Andrew Luck fumble but the ball was recovered by the Colts in the second quarter.
• At Jacksonville (12/22), started at defensive end and tied for the team lead with a career-high nine tackles, including a sack. Sacked Chad Henne for a seven-yard loss in the third quarter.
• Against Houston (12/29), started at defensive end and tallied four tackles, including a sack. Dropped Matt Schaub for a six-yard sack in the fourth quarter.

2012 (16/16): Started all 16 games at defensive end for the first time in his career. Led the team with 6.5 sacks and 19 quarterback pressures. Also posted a career-high 66 tackles, five tackles for loss, five passes defensed, a forced fumble and a fumble recovery. Tied a career-best with eight tackles against New England (9/9/12). Led or tied for the team lead in sacks three times in 2012 (at SD, vs. PIT, vs. JAX). Led or tied for the team lead in quarterback pressures seven times in 2012 (vs. DET, vs. PIT, vs. CHI, at MIA, at JAX, vs. NYJ, at GB). Tied for the team lead in passes defensed once in 2012 (at BUF).
• Against New England (9/9), started at defensive end and tied a career-high with eight tackles, including a stop for loss. Stopped Stevan Ridley for a one-yard loss on a rush off right end early in the third quarter. Stuffed Brandon Bolden for no gain on a rush off left tackle late in the fourth quarter.
• At San Diego (9/16), started at defensive end and totaled five tackles, including a sack, a tackle for loss and a quarterback pressure. Teamed with Robert Johnson to stop Curtis Brinkley for a third-yard loss on a rush off right end in the first stanza. Stopped Eddie Royal for a two-yard loss on a short pass in the second quarter. Ended a Chargers' drive by sacking Philip Rivers for a five-yard loss on third-and-four late in the second quarter.
• Against Pittsburgh (10/11), started at defensive end and posted two tackles, including a sack, a stop for loss, two quarterback pressures and a pass defensed. Knocked down a pass intended for Antonio Brown in the second quarter. Ended a Steelers' drive by sacking Ben Roethlisberger for a seven-yard loss on third-and-six in the second quarter. Teamed with Kamerion Wimbley to stop Baron Batch for no gain on a rush up the middle early in the fourth quarter. Stonewalled Batch for a one-yard loss on a rush up the middle in the fourth quarter.
• At Buffalo (10/21), started at defensive end and posted five tackles, a

fumble recovery and a pass defensed. Teamed with Kamerion Wimbley to stuff C.J. Spiller for a three-yard loss on a rush off right guard in the second stanza. Batted down a pass intended for Fred Jackson in the second quarter. Pounced on a fumble at the Buffalo 32-yard line after Kamerion Wimbley came off the edge and strip-sacked Ryan Fitzpatrick early in the third quarter. Helped get the Titans' offense the ball back late in the fourth quarter by pressuring Ryan Fitzpatrick on a third-and-seven pass that was then intercepted by Jason McCourty along the sideline.
• Against Indianapolis (10/28), started at defensive end and tallied two tackles, a half sack, a forced fumble, a quarterback pressure and a pass defensed. Batted down a pass intended for Reggie Wayne at the line of scrimmage in the second quarter. Combined with Kamerion Wimbley to drop Andrew Luck for a four-yard sack and forced a fumble that was recovered by the Colts in the second quarter.
• At Miami (11/11), started at defensive end and recorded three tackles, a team-best four quarterback pressures, a tackle for loss and a pass defensed. Stonewalled Reggie Bush for a three-yard loss on a rush off right tackle in the first quarter. Batted down a pass at the line of scrimmage that was intended for Lamar Miller in the second quarter.
• At Indianapolis (12/9), started at defensive end and tallied three tackles, including a sack. Halted a Colts' drive by dropping Andrew Luck for a eight-yard sack on third-and-seven in the second quarter.
• Against N.Y. Jets (12/17), started at defensive end and registered four tackles, including a sack and two quarterback pressures. Sacked Mark Sanchez for a seven-yard loss in the second quarter.
• Against Jacksonville (12/30), started at defensive end and recorded three tackles, including two sacks. Stonewalled Keith Toston for no gain on a Wildcat run in the first quarter. Combined with Kamerion Wimbley to sack Chad Henne for a seven-yard loss in the second quarter. Ended a Jaguars' drive by sacking Chad Henne for a six-yard loss on third-and-five late in the second quarter. Halted a Jaguars' drive by teaming with Akeem Ayers to drop Chad Henne for a six-yard sack on third-and-12 in the fourth quarter.

2011 (15/10): Appeared in 15 games with 10 starts and led the team with 20 quarterback pressures. Added 47 tackles, 2.5 sacks, three tackles for loss and two passes defensed. Tied for the team lead in tackles once in 2011 (at IND). Tied for the team lead in sacks twice in 2011 (vs. BAL, at CLE). Led or tied for the team lead in quarterback pressures six times in 2011 (at PIT, vs. IND, vs. CIN, at BUF, vs. NO, vs. JAX). Made his first career start against Indianapolis (10/30/11). Was inactive for the season opener at Jacksonville (9/11).
• Against Baltimore (9/18), returned to the lineup as a reserve defensive end and tallied three tackles, a sack and two quarterback pressures. Dropped Joe Flacco for a five-yard sack on the final play of the game.
• Against Denver (9/25), played in a reserve role at defensive end and notched three tackles, including a stop for loss and a quarterback pressure. Completed a four-play goalline stand by stuffing Willis McGahee for a one-yard loss on a fourth-and-one rush in the final stanza.
• At Cleveland (10/2), played in a reserve role at defensive end and collected three solo tackles, including a sack and a quarterback pressure. Dropped Colt McCoy for a sack late in the fourth quarter.
• Against Indianapolis (10/30), made his first career start at defensive end and posted four tackles, three quarterback pressures and a pass defensed. Batted down a pass intended for Pierre Garcon at the line of scrimmage late in the fourth quarter.
• Against Cincinnati (11/6), started at defensive end and notched three tackles, including a stop for loss and a team-best three quarterback pressures. Dropped Cedric Benson for a one-yard loss on a rush off right guard early in the third quarter.
• At Indianapolis (12/18), started at defensive end and tied for the team lead with eight tackles.
• Against Jacksonville (12/24), started at defensive end and totaled seven tackles, a team-best three quarterback pressures, a stop for loss and a pass defensed. Stuffed Maurice Jones-Drew for a three-yard loss on a rush off right tackle in the first quarter. Batted down a pass intended for Jarett Dilliard at the line of scrimmage in the second quarter.
• At Houston (1/1), started at defensive end and collected three tackles, including a half sack and a quarterback pressure. Teamed with Jurrell Casey to drop T.J. Yates for a five-yard sack on the Texans' first play from scrimmage.

2010 (4/0): Appeared in four games as a reserve defensive end and collected 10 tackles and 1.5 sacks. Placed on injured reserve on Oct. 5, 2010 with a knee injury. Collected his first career sack in his first career game against Oakland (9/12/10). Tied for the team lead in sacks once in 2010 (vs. OAK).
• Against Oakland (9/12), played in a reserve role at defensive end in his first NFL contest and posted a sack and a pass defensed. Registered his first career sack by droppiong Jason Campbell for an eight-yard loss in the first quarter. Batted down a pass intended for Darren McFadden in the fourth quarter.
• Against Pittsburgh (9/19), played in a reserve role at defensive end and collected five tackles, including a half sack. Halted a Steelers' drive by combining with Tony Brown to sack Charlie Batch for a five-yard loss on third-and-15 in the third quarter.
• Against Denver (10/3), played in a reserve role at defensive end before leaving the game in the second quarter with an injury.

COLLEGE:
• In three seasons at Georgia Tech, Morgan totaled 115 tackles, 19.5 sacks, 29.5 tackles for loss, five passes defensed, six fumble recoveries and two forced fumbles in 39 games. He played in 12 games as a reserve defensive end during his freshman season and then started all 27 of the team's games during his sophomore and junior seasons at left defensive end. His 19.5 sacks ranked seventh in Georgia Tech history.
• As a junior (2009), named the ACC Defensive Player of the Year after leading the conference (eighth in nation) with 12.5 sacks, which tied for fourth on school's single-season record list. During his team's ACC Championship season, his career-best 55 tackles ranked fifth on the squad. With 18.5 tackles for losses, he ranked second in the ACC and also tied for seventh on Tech's annual record chart. He added one pass defensed, two fumble recoveries and two forced fumbles in 14 games. Earned first-team All-American honors from The NFL Draft Report, Associated Press and American Football Coaches Assocation, and added second-team honors from Walter Camp, *Sports Illustrated* and *The Sporting News*.
• As a sophomore (2008), started all 13 games and ranked second on the team (eighth in ACC) with seven sacks. Also led the team's defensive linemen with 51 tackles and added 9.5 tackles for loss, three passes defensed, four fumble recoveries (tied for second in nation) and one blocked field goal.
• As a freshman (2007), saw action in 12 of 13 games as a reserve and registered nine tackles, 1.5 tackles for loss and one pass defensed.
• Enrolled in January 2007 and participated in spring practice.
• Majored in business management.

PERSONAL:
• Married and has a son, Elias Lee Morgan.
• Splits time between Nashville and Coatesville, Pa.
• Listed by Rivals.com and SuperPrep as the first-overall prospect in Pennsylvania when he was coming out of Coatesville (Pa.) High School. He earned first-team All-State and league Defensive Player of the Year honors after collecting seven sacks, six tackles for loss and 47 tackles as a senior defensvie end. He also recorded 523 yards and eight touchdowns as a running back.
• Member of Kappa Alpha Psi fraternity.
• Follow Morgan on Twitter at @dmorg91.
• List of favorites: (movie) "Boyz n the Hood"; (TV show) "The Fresh Prince of Bel Air"; (actor) Will Smith; (music artist) The Notorious B.I.G.; (school subject) entrepreneurship; (video game) Call of Duty; (food) pizza; (sports hero) Jerry Rice; and (sports team as a child) San Francisco 49ers.
• Born Derrick Lee Morgan on Jan. 6, 1989 in Lancaster, Pa.

DERRICK MORGAN'S GAME-BY-GAME

2010 Tennessee Titans

Date	Opp	W/L	P/S	Tot	Solo	Asst	Sk	- Yds	QBP	TFL	Int	- Yds	-TD	PD	FF	FR	- Yds	SpT
Sept 12	Oak	W	p	1	1	0	1.0	8.0	1	0	0	0	0	1	0	0	0	0
Sept 19	Pit	L	p	5	2	3	0.5	2.5	0	0	0	0	0	0	0	0	0	0
Sept 26	@ NYG	W	p	4	3	1	0.0	0.0	0	0	0	0	0	0	0	0	0	0
Oct 3	Den	L	p	0	0	0	0.0	0.0	0	0	0	0	0	0	0	0	0	0
Oct 10	@ Dal	Placed on injured reserve on Oct. 5, 2010																
Oct 18	@ Jax																	
Oct 24	Phi																	
Oct 31	@ SD																	
Nov 14	@ Mia																	
Nov 21	Was																	
Nov 28	@ Hou																	
Dec 5	Jax																	
Dec 9	Ind																	
Dec 19	Hou																	
Dec 26	@ KC																	
Jan 2	@ Ind																	
Totals		**2-2**	**4/0**	**10**	**6**	**4**	**1.5**	**10.5**	**1**	**0**	**0**	**0**	**0**	**1**	**0**	**0**	**0**	**0**

2011 Tennessee Titans

Date	Opp	W/L	P/S	Tot	Solo	Asst	Sk	- Yds	QBP	TFL	Int	- Yds	-TD	PD	FF	FR	- Yds	SpT
Sept 11	@ Jax	L	IA															
Sept 18	Bal	W	p	3	3	0	1.0	5.0	2	0	0	0	0	0	0	0	0	0
Sept 25	Den	W	p	3	1	2	0.0	0.0	1	1	0	0	0	0	0	0	0	0
Oct 2	@ Cle	W	p	3	3	0	1.0	1.0	1	0	0	0	0	0	0	0	0	0
Oct 9	@ Pit	L	p	2	0	2	0.0	0.0	2	0	0	0	0	0	0	0	0	0
Oct 23	Hou	L	p	1	0	1	0.0	0.0	0	0	0	0	0	0	0	0	0	0
Oct 30	Ind	W	S	4	2	2	0.0	0.0	3	0	0	0	0	1	0	0	0	0
Nov 6	Cin	L	S	3	1	2	0.0	0.0	3	1	0	0	0	0	0	0	0	0
Nov 13	@ Car	W	S	3	2	1	0.0	0.0	0	0	0	0	0	0	0	0	0	0
Nov 20	@ Atl	L	S	2	1	1	0.0	0.0	0	0	0	0	0	0	0	0	0	0
Nov 27	TB	W	S	0	0	0	0.0	0.0	0	0	0	0	0	0	0	0	0	0
Dec 4	@ Buf	W	S	1	0	1	0.0	0.0	2	0	0	0	0	0	0	0	0	0
Dec 11	NO	L	S	4	1	3	0.0	0.0	2	0	0	0	0	0	0	0	0	0
Dec 18	@ Ind	L	S	8	4	4	0.0	0.0	0	0	0	0	0	0	0	0	0	0
Dec 24	Jax	W	S	7	5	2	0.0	0.0	3	1	0	0	0	1	0	0	0	0
Jan 1	@ Hou	W	S	3	0	3	0.5	2.5	1	0	0	0	0	0	0	0	0	0
Totals		**9-7**	**15/10**	**47**	**23**	**24**	**2.5**	**8.5**	**20**	**3**	**0**	**0**	**0**	**2**	**0**	**0**	**0**	**0**

2012 Tennessee Titans

Date	Opp	W/L	P/S	Tot	Solo	Asst	Sk	- Yds	QBP	TFL	Int	- Yds	-TD	PD	FF	FR	- Yds	SpT
Sept 9	NE	L	S	8	7	1	0.0	0.0	0	1	0	0	0	0	0	0	0	0
Sept 16	@ SD	L	S	5	3	2	1.0	6.0	1	1	0	0	0	0	0	0	0	0
Sept 23	Det	W	S	5	3	2	0.0	0.0	2	0	0	0	0	0	0	0	0	0
Sept 30	@ Hou	L	S	4	3	1	0.0	0.0	1	1	0	0	0	0	0	0	0	0
Oct 7	@ Min	L	S	6	2	4	0.0	0.0	0	0	0	0	0	0	0	0	0	0
Oct 11	Pit	W	S	2	1	1	1.0	7.0	2	1	0	0	0	1	0	0	0	0
Oct 21	@ Buf	W	S	5	1	4	0.0	0.0	0	0	0	0	0	1	0	1	0	0
Oct 28	Ind	L	S	2	0	2	0.5	2.0	1	0	0	0	0	1	1	0	0	0
Nov 4	Chi	L	S	5	1	4	0.0	0.0	1	0	0	0	0	1	0	0	0	0
Nov 11	@ Mia	W	S	3	1	2	0.0	0.0	4	1	0	0	0	1	0	0	0	0
Nov 25	@ Jax	L	S	3	3	0	0.0	0.0	1	0	0	0	0	0	0	0	0	0
Dec 2	Hou	L	S	5	3	2	0.0	0.0	1	0	0	0	0	0	0	0	0	0
Dec 9	@ Ind	L	S	3	3	0	1.0	8.0	0	0	0	0	0	0	0	0	0	0
Dec 17	NYJ	W	S	4	1	3	1.0	7.0	2	0	0	0	0	0	0	0	0	0
Dec 23	@ GB	L	S	3	2	1	0.0	0.0	3	0	0	0	0	0	0	0	0	0
Dec 30	Jax	W	S	3	1	2	2.0	12.5	0	0	0	0	0	0	0	0	0	0
Totals		**6-10**	**16/16**	**66**	**35**	**31**	**6.5**	**42.5**	**19**	**5**	**0**	**0**	**0**	**5**	**1**	**1**	**0**	**0**

2013 Tennessee Titans

Date	Opp	W/L	P/S	Tot	Solo	Asst	Sk	- Yds	QBP	TFL	Int	- Yds	-TD	PD	FF	FR	- Yds	SpT
Sept 8	@ Pit	W	S	4	3	1	1.0	5.0	2	0	0	0	0	0	0	0	0	0
Sept 15	@ Hou	L	S	4	3	1	1.0	7.0	1	1	0	0	0	0	0	0	0	0
Sept 22	SD	W	S	4	1	3	0.0	0.0	1	0	0	0	0	0	0	0	0	0
Sept 29	NYJ	W	S	4	3	1	0.0	0.0	2	1	0	0	0	0	0	0	0	0
Oct 6	KC	L	S	2	1	1	0.0	0.0	0	0	0	0	0	0	0	0	0	0
Oct 13	@ Sea	L	p	0	0	0	0.0	0.0	0	0	0	0	0	1	0	0	0	0
Oct 20	SF	L	IA															
Nov 3	@ StL	W	S	2	1	1	0.0	0.0	0	0	0	0	0	0	0	1	0	0
Nov 10	Jax	L	S	8	6	2	1.0	9.0	1	1	0	0	0	0	0	0	0	0
Nov 14	Ind	L	S	5	3	2	1.0	3.0	1	0	0	0	0	0	0	0	0	0
Nov 24	@ Oak	W	S	2	1	1	0.0	0.0	0	0	0	0	0	0	0	0	0	0
Dec 1	@ Ind	L	S	3	0	3	0.0	0.0	0	0	0	0	0	0	0	1	0	0
Dec 8	@ Den	L	S	2	0	2	0.0	0.0	0	0	0	0	0	0	0	0	0	0
Dec 15	Ari	L	S	1	1	0	0.0	0.0	0	0	0	0	0	0	0	0	0	0
Dec 22	@ Jax	W	S	9	5	4	1.0	7.0	0	0	0	0	0	0	0	0	0	0
Dec 29	Hou	W	S	4	3	1	1.0	6.0	0	0	0	0	0	0	0	0	0	0
Totals		**7-9**	**15/14**	**54**	**31**	**23**	**6.0**	**37.0**	**8**	**3**	**0**	**0**	**0**	**1**	**1**	**1**	**0**	**0**

DERRICK MORGAN'S NFL STATISTICS

REGULAR SEASON				TACKLES							INTERCEPTIONS					FUMBLES			
Year	Team	GP	GS	Tot	Solo	Asst	Sk	Yds	QBP	TFL	No	Yds	Lg	TD	PD	FF	FR	Yds	SpT
2010	Tennessee	4	0	10	6	4	1.5	10.5	1	0	0	0	0	0	1	0	0	0	0
2011	Tennessee	15	10	47	23	24	2.5	8.5	20	3	0	0	0	0	2	0	0	0	0
2012	Tennessee	16	16	66	35	31	6.5	42.5	19	5	0	0	0	0	5	1	1	0	0
2013	Tennessee	15	14	54	31	23	6.0	37.0	8	3	0	0	0	0	1	1	1	0	0
NFL Totals		**50**	**40**	**177**	**95**	**82**	**16.5**	**98.5**	**48**	**11**	**0**	**0**	**0**	**0**	**9**	**2**	**2**	**0**	**0**

Single-Game Highs

Tackles - 9 at Jacksonville (12/22/13)
Sacks - 2 vs. Jacksonville (12/30/12)
Quarterback Pressures - 4 at Miami (11/11/12)
Fumble Recovery - 1 at Buffalo (10/21/12)
Forced Fumble - 1 (Twice, last at Indianapolis 12/1/13)

72

Michael Oher

TACKLE • 6'4" • 315 lbs • COLLEGE: MISSISSIPPI
ACQUIRED: UNRESTRICTED FREE AGENT (BAL) - 2014
NFL EXP. (NFL/TITANS): 6/1 • HOMETOWN: MEMPHIS, TENN.
GAMES PLAYED/GAMES STARTED: 80/80 (PLAYOFFS: 10/10)

SUPER BOWLS
2012

PRO: The Titans signed Michael Oher during the free agency period to man the right tackle spot in 2014. The 6-foot-4-inch, 315-pounder is a smart and physical lineman, who plays with good toughness and technique. Oher was drafted by the Baltimore Ravens in the first round of the 2009 NFL Draft and he was very durable during his stay, starting all 80 regular season games in his first five seasons with the club. The Ole Miss product also has extensive playoff experience having started 10 career postseason games, including a Super Bowl XLVII victory over the San Francisco 49ers.

CAREER HIGHLIGHTS:
• Oher was one of only four members of the 2009 NFL Draft class to start all 80 regular season games from 2009 through 2013. The other players who accomplished the feat were Titans teammate Andy Levitre, James Laurinaitis and Alex Mack.
• In 2012, Oher earned a Super Bowl ring by starting all 16 games at left tackle and all four postseason games at right tackle during the Ravens' title run.
• Named to *Pro Football Writers/Pro Football Writers of America* All-Rookie Team in 2009 after starting all 16 games and helping the Ravens tie a then-franchise record for points, while also setting a record for most touchdowns scored (47).

TITANS TIDBITS:
• Oher was the subject of the best seller "The Blind Side: The Evolution of a Game" by Michael Lewis, which was made into a major motion picture in 2009.
• Oher authored "I Beat The Odds," which was published in Feb. 2011.
• In April 2010, Oher received the Sports Award at the signature event of Big Brothers Big Sisters of New York City, the founding agency for the national movement of Big Brothers Big Sisters of America, for his promotion of the importance of mentoring.

CAREER TRANSACTIONS:
• The native of Memphis, Tenn., was selected by the Baltimore Ravens in the first round (23rd overall) of the 2009 NFL Draft.
• Signed by the Titans as an unrestricted free agent on March 15, 2014.

SEASON RECAPS:
2013 (16/16 - Baltimore): Started all 16 games at right tackle, helping Joe Flacco set career highs in attempts (614), completions (362) and passing yards (3,912).
• Against N.Y. Jets (11/24), started at right tackle and helped protect Joe Flacco, allowing him to complete 65.4 percent of his passes (17 of 26) for 273 yards and a TD, including two 60-plus-yard completions.
• At Chicago (11/17), started at right tackle and helped protect Joe Flacco, allowing him to surpass the 20,000-yard career passing mark and helped the Ravens rush for 174 yards and a touchdown.
• At Miami (10/6), started at right tackle, helping the Ravens total 384 yards, including 133 yards and two touchdowns rushing, in the 26-23 victory.
• At Denver (9/5), started at right tackle and helped protect Joe Flacco, who set career highs in passing attempts (62) and completions (34), while throwing for 362 yards (franchise-record 14th-career 300-plus-yard game) and two touchdowns.

2012 (16/16, 4/4 - Baltimore): Started all 16 games left tackle and helped the Ravens win the Super Bowl, while scoring the most points (398) in franchise history and gaining the second-most total yards (5,640) in team history (5,723 in 1996), including a career-high 3,817 passing yards by Joe Flacco. Started all four postseason games at right tackle and helped the Ravens average 410.3 yards per game in four playoff contests, while also protecting Joe Flacco, allowing him to become the second player in NFL history (Joe Montana - 1989) to throw 11 touchdowns and zero interceptions during the playoffs.
• Against Oakland (11/11), started at left tackle and helped the Ravens post a franchise-record 55 points while racking up 419 total yards, including 341 passing, in the 55-20 victory.
• Against N.Y. Giants (12/23), started at left tackle and helped the offense post a season-high 533 yards (224 rushing and 309 passing), the third-highest output in team history, in the 33-14 victory.
• Against San Francisco in Super Bowl XLVII (2/3), started at right tackle in the title victory and blocked for a Ravens' offense that amassed 367 total yards.

2011 (16/16, 2/2 - Baltimore): Started all 16 games at right tackle and helped pave the way for Ray Rice to score a franchise-record 15 total touchdowns (12 rushing and 3 receiving) and rush for a career-high 1,364 yards, part of 1,996 rushing yards by the Ravens in 2011. Also helped protect Joe Flacco, allowing him to throw for 3,610 yards and 20 touchdowns. Started both playoff games at RT and helped protect Flacco, allowing him to set postseason career highs with 482 yards (36-of-63 passing), four touchdowns and a 96.1 QB rating.
• At St. Louis (9/25), started at right tackle and helped the Ravens produce a franchise-record 553 total yards, including a career-high 389 passing yards and three touchdowns from Joe Flacco.
• At Pittsburgh (11/6), started at right tackle and helped the Ravens gain 356 yards, including a 92-yard game-winning touchdown drive with eight seconds remaining in the 23-20 win.
• At Cleveland (12/4), started at right tackle and helped the Ravens rush for 290 yards (third most in franchise history), including a career-high 204 yards by Ray Rice (fourth most in franchise history), in the 24-10 victory.
• At Cincinnati (1/1), started at right tackle and helped Ray Rice rush for 191 yards and two touchdowns, including a career-long 70-yarder in the 24-16 victory in the season finale.

2010 (16/16, 2/2 - Baltimore): Started all 16 games at left tackle and helped protect Joe Flacco, allowing him to complete 62.6 percent of his passes (306 of 489) and throw for 3,622 passing yards, and set career highs with 25 touchdowns and a 93.6 quarterback rating. Also helped the Ravens rush for 1,831 yards and 11 touchdowns. Started at left tackle in both playoff games and helped the Ravens produce 516 total yards, including a playoff-record 390 yards in the Wild Card Game at KC (1/9/11).
• Against Denver (10/10), started at left tackle and helped the Ravens rush for 233 yards, four touchdowns, and a franchise-record 17 first downs, in the 31-17 victory.
• At New England (10/17), started at left tackle and helped protect Joe Flacco, allowing him to complete a career-high 77.1 percent of his passes (min. 25 completions) for two touchdowns.
• Against Tampa Bay (11/28), started at left tackle and helped protect Joe Flacco, allowing him time to complete 71 percent of his passes (25 of 35) for 289 yards and two touchdowns.
• Against New Orleans (12/19), started at left tackle and helped pave the way for the Ravens to rush for 208 yards and Ray Rice to produce a career-high 233 yards from scrimmage (153 rushing and 80 receiving) in the 30-24 victory.

2009 (16/16, 2/2 - Baltimore): Started all 16 games, 11 at right tackle and five at left tackle, as a rookie. Earned NFL Rookie of the Month honors

(December) and named to Peter King's *Sports Illustrated* Mid-Season All-Pro Team. Helped the Ravens tie a then-franchise record for points (391 in 2003) and also set a record for most touchdowns scored (47). The Ravens also added a team-record 22 rushing touchdowns. Helped pave the way for the Ravens to rush for 2,200 yards, including 1,339 yards (third-highest total in franchise history) by Ray Rice. Named to the *Sports Illustrated* Midseason All-Pro, *USA Today's* All-Joe Team and NFL Rookie of the Month honors (December, 2009).

• Against Kansas City (9/13), started his first-career NFL game at right tackle and helped set a then-Ravens' franchise record with 501 total yards. Helped pave the way for 198 yards rushing and protected Flacco, allowing him to throw for 307 yards and three touchdowns in the 38-24 win.

• Against Detroit (12/13), started at left tackle and helped the Ravens gain a then-franchise-record 548 total yards, including 230 passing and 308 rushing yards (second-most in franchise history) and a franchise-record five rushing touchdowns.

• At New England (1/10), started his first-career postseason game at right tackle and helped the Ravens rush for a postseason-franchise-record 234 yards and four touchdowns, including a postseason-franchise-record 83-yard touchdown run (second-longest rush in NFL postseason history) by Ray Rice on the first play from scrimmage in the 33-14 victory in the Wild Card Game.

COLLEGE:

• Four-year starter at Ole Miss who began his career at guard, then moved to left tackle as a sophomore. Ended his career with the third-best active consecutive starting streak (47 games) among SEC players.

• Was a consensus first-team All-American and unanimous first-team All-SEC choice as a senior in 2008, when he won the SEC's Jacobs Blocking Trophy, given to the conference's top offensive lineman. Named team captain and started all 13 games at left tackle, allowing just 2.5 sacks on 340 pass plays, while posting a league-high 15 touchdown-resulting blocks.

• As a junior in 2007, was a consensus first-team All-SEC selection, after starting all 12 games at left tackle. Posted 12 touchdown-resulting blocks and 99 knockdowns/key blocks.

• Started all 12 games as a sophomore in 2006, earning second-team All-SEC honors after moving to left tackle from guard. Posted eight touchdown-resulting blocks (of the Rebels' 20 offensive touchdowns), while allowing just 3.5 sacks. Helped BenJarvus Green-Ellis become the third 1,000-yard runner in Ole Miss history and record four 100-yard rushing games.

• In 2005, earned first-team Freshman All-American by Rivals.com and *The Sporting News*, and he earned third-team honors from College Football News. Also earned first-team Freshman All-SEC accolades by the league's coaches and *The Sporting News*. Saw action in all 11 games, starting 10 at guard and netting six touchdown-resulting blocks.

PERSONAL:

• Attended Briarcrest Christian (Memphis, Tenn.), earning *USA Today* and EA Sports All-American honors.

• Was a member of the 2005 Tennessee Athletic Coaches Association All-Star team, which was chosen to compete against the Kentucky prep All-Stars. Also competed in the US Army All-American Bowl and was named to Rivals.com's All-American Bowl All-Time Team.

• Selected by Tom Lemming/ESPN as the nation's top offensive tackle and was named to the SuperPrep All-American team, as he was ranked No. 24 among offensive linemen.

• Also earned two letters in track and basketball. Averaged 22 points and 10 rebounds a game, earning All-State honors by helping lead the basketball team to a 27-6 record, winning the district championship as a senior. Was also a state runner-up in the discus as a senior.

• Annually co-hosts the Goodwill Gridiron Halloween Party, a fundraiser with proceeds benefitting Goodwill Industries of the Chesapeake. More than 15 players attend, with the event generating over $100,000 each year. Goodwill provides career development, employment and related social services to assist people with special needs to enjoy the dignity and benefits of work and a better quality of life.

• Named to *USA Today's* All-Joe Team (players who are critical to their team, but don't receive Pro Bowl nods) in 2009.

• Was the subject of the best seller "The Blind Side: The Evolution of a Game" by Michael Lewis, which was made into a major motion picture in 2009.

• Authored "I Beat The Odds," which was published in Feb. 2011.

• Born Michael Jerome Oher on May 28, 1986 in Memphis, Tenn.

MICHAEL OHER'S NFL STATISTICS

REGULAR SEASON

Year	Team	GP	GS
2009	Baltimore	16	16
2010	Baltimore	16	16
2011	Baltimore	16	16
2012	Baltimore	16	16
2013	Baltimore	16	16
NFL Totals		**80**	**80**

POSTSEASON

Year	Team	GP	GS
2009	Baltimore	2	2
2010	Baltimore	2	2
2011	Baltimore	2	2
2012	Baltimore	4	4
NFL Totals		**10**	**10**

Starts Breakdown:

2009 - RT 11, LT 5 (Playoffs RT 2); 2010 - LT 16 (Playoffs LT 2); 2011 - RT 16 (Playoffs RT 2); 2012 - LT 16 (Playoffs RT 4); 2013 - RT 16

Additional Career Statistics

Fumble Recoveries - 1 (2010), 1 (2012)
Receptions - 1 for -8 yards (2009)

66

Eric Olsen

GUARD/CENTER • 6'3" • 305 lbs • COLLEGE: NOTRE DAME
ACQUIRED: UNRESTRICTED FREE AGENT (PIT) - 2014
NFL EXP. (NFL/TITANS): 3/1 • HOMETOWN: STATEN ISLAND, N.Y.
GAMES PLAYED/GAMES STARTED: 17/4 (PLAYOFFS: 0/0)

PRO: A third-year offensive lineman with experience at all three interior positions, Olsen was signed by the Titans on April 3, 2014 to provide depth along the offensive front. The 6-foot-3-inch, 305-pounder spent his first full season with the Saints in 2012, appearing in all 16 games with four starts as an extra blocker. The Notre Dame standout spent part of the 2011 season on the Washington Redskins practice squad before joining the Saints active roster for the postseason. Olsen was drafted by the Denver Broncos in the sixth round, where he made the active roster and saw action in one contest as a rookie.

TITANS TIDBITS:
• Olsen's father, Andy Olsen, was a New York City firefighter. Just three days before the 9/11 attacks, his father was promoted to Lieutenant. Therefore he was in officer training on Sept. 11, and not with Ladder 80, his firehouse at the time. When his father finally arrived at the World Trade Center site, both towers had already collapsed. A few days later, when he was digging through the rubble, his father found a truck from his firehouse buried and destroyed. None of the firefighters in that particular unit survived.
• In memory of all the victims of 9/11, Olsen has a tattoo of the World Trade Center in New York on his left arm.

CAREER TRANSACTIONS:
• The native of Staten Island, N.Y., was selected by the Denver Broncos in the sixth round (183rd overall) of the 2010 NFL Draft.
• Waived by the Broncos on Sept. 3, 2011 and signed to the Washington Redskins' practice squad two days later.
• Signed to the New Orleans Saints' active roster from the Redskins' practice squad on Jan. 4, 2012.
• Waived by the Saints on Sept. 9, 2013.
• Signed by the Pittsburgh Steelers as a free agent on Dec. 1, 2013.
• Signed by the Titans as an unrestricted free agent on April 3, 2014.

SEASON RECAPS:
2013 (0/0 - Pittsburgh): Signed by the Steelers as a free agent on Dec. 1, 2013 after spending training camp with the Saints. Dressed but did not play in Pittsburgh's final four games.

2012 (16/4 - New Orleans): Appeared in all 16 games in his first season with the Saints, seeing action on special teams, as an extra blocker and at multiple spots on the offensive line. Started four contests as a blocking tight end.
• At Atlanta (11/29), recorded first career start and saw action on offense and special teams.
• At N.Y. Giants (12/9), started his second consecutive contest while participating on special teams and along the offensive line.

2011 (0/0 - Washington; 0/0, 0/0 - New Orleans): Spent the entire regular season on the Washington practice squad after going to training camp with Denver. Signed to the Saints active roster for the postseason, where he was inactive for both contests.

2010 (1/0 - Denver): Appeared in one contest as a reserve during his rookie campaign. Was inactive for 15 games.
• Against Seattle (9/19), made his NFL debut as a reserve offensive lineman.

COLLEGE:
• Played 44 games at Notre Dame from 2006-09, starting his final 31 contests, seeing time at all three interior positions.
• Received third-team All-America honors from *The Sporting News* and was named the Guardian of the Year (Notre Dame's top offensive lineman) as a senior in 2009 while playing the center position for the first time.
• Was penalized just once during his final 1,731 plays and allowed only four quarterback sacks in his last two years.
• Earned a bachelor's degree in industrial design at Notre Dame.

PERSONAL:
• Named the 2005 Gatorade Player of the Year in New York following his senior season at Brooklyn Poly (Brooklyn, N.Y.) Prep, where he played left tackle and did not allow a sack in his career.
• As a defensive end, he recorded 53 tackles, eight sacks and forced three fumbles.
• Competed on Poly Prep's lacrosse team, setting an NYC record with 55 goals as a junior while leading the school to a league title. He then broke his own NYC record by posting 65 goals as a senior while winning the city championship.
• Olsen has one brother, Drew, who played safety at Gettysburg College.
• Born Eric Olsen on June 16, 1988 in Staten Island, N.Y.

ERIC OLSEN'S NFL STATISTICS

REGULAR SEASON

Year	Team	GP	GS
2010	Denver	1	0
2011	New Orleans	0	0
2012	New Orleans	16	4
2013	Pittsburgh	0	0
NFL Totals		**17**	**4**

POSTSEASON

Year	Team	GP	GS
2011	New Orleans	0	0
NFL Totals		**0**	**0**

Starts Breakdown:
2012 - TE 4

32

MICAH PELLERIN

DEFENSIVE BACK • 6'0" • 192 lbs • COLLEGE: HAMPTON
ACQUIRED: WAIVERS (DAL) - 2013 • NFL EXP. (NFL/TITANS): 2/2
HOMETOWN: NEW ORLEANS, LA.
GAMES PLAYED/GAMES STARTED: 5/0 (PLAYOFFS: 0/0)

PRO: The Titans claimed Micah Pellerin off waivers on Nov. 22, 2013 to provide depth in the secondary and on special teams coverage units. The 6-foot, 192-pounder arrived in Tennessee after spending time with the Indianapolis Colts, Green Bay Packers and Dallas Cowboys.

TITANS TIDBITS:
• Pellerin spent his childhood in Metairie, La., before his family moved to Mississippi following Hurricane Katrina.
• His younger brother, Jared Pellerin, is an up-and-coming hip-hop artist who performs under the name Pell.

CAREER TRANSACTIONS:
• The Metairie, La., native was originally signed by the Indianapolis Colts as a rookie free agent on April 30, 2012.
• Released by the Colts on May 31, 2012.
• Claimed by the Green Bay Packers off waivers on June 1, 2012.
• Released by the Packers on Aug. 24, 2012.
• Signed by the Dallas Cowboys to their practice squad on Dec. 11, 2012.
• Re-signed by the Cowboys on Dec. 31, 2012.
• Released by the Cowboys on Aug. 31, 2013 and signed to the team's practice squad a day later.
• Signed by the Cowboys to their active roster from the practice squad on Nov. 2, 2013.
• Released by the Cowboys on Nov. 21, 2013.
• Claimed off waivers by the Titans on Nov. 22, 2013.

SEASON RECAPS:
2013 (2/0 - Dallas; 3/0 - Tennessee): Saw action as a reserve in three games with the Titans and collected a special teams tackle. Was inactive for three games in Tennessee. Prior to being claimed off waivers by the Titans, played in two games as a reserve with the Cowboys and collected a tackle and a pass defensed.
• At New Orleans (11/10), saw action as a reserve at safety and collected a tackle and a pass defensed.
• At Indianapolis (12/1), made his Titans debut on special teams coverage units.
• At Jacksonville (12/22), played as a reserve on special teams coverage units and tallied a tackle.
• Against Houston (12/29), saw action as a reserve on special teams.

COLLEGE:
• A four-year letterman in college, spent his final three seasons at Hampton after starting his collegiate career at Southern Mississippi.
• Played in 44 games with 28 starts and earned first-team All-Mid-Eastern Conference honors as senior after leading the conference with 19 pass breakups and tying for second with four interceptions.
• Also as a senior, started 11 games and tallied a career-best 51 tackles, with a career-high 4.5 for losses. Let the FCS in total passes defensed.
• Started 10 of the 11 games he played as a junior and had 41 tackles, two interceptions and a conference-best 16 deflections (fourth in FCS).
• Played in 11 games with seven starts as a sophomore in his first season at Hampton and notched 32 tackles, two for losses, an interception, eight pass breakups, one fumble and a fumble recovery.
• As a redshirt freshman at Southern Miss, played in 11 games and had five tackles, a forced fumble and a fumble recovery.
• Earned his degree in finance from Hampton.

PERSONAL:
• Was an All-District selection at St. Joseph Catholic (Madison, Miss.) High School, playing wide receiver, running back and defensive back.
• Caught 24 passes for 513 yards and six touchdowns, rushed for 281 yards and five scores on 26 carries. Made 56 tackles with five interceptions as a senior.
• Also lettered four years in track and field, winning the district championship in the triple jump, long jump and 400 meters.
• Attended Country Day (Metairie, La.) High School his first two years of high school before his family moved to Mississippi following Hurricane Katrina.
• Was All-State in band, playing the flute.
• List of favorites: (movie) "City of God"; (TV show) "Mad Men"; (actor) Denzel Washington; (music artist) Pell; (video game) FIFA; (school subject) math; (book) "The Alchemist"; (food) jambalaya; and (favorite sports team other than the Titans) Real Madrid.
• Born Micah Paul Pellerin on Nov. 23, 1988 in Metairie, La.

MICAH PELLERIN'S NFL STATISTICS

REGULAR SEASON				TACKLES							INTERCEPTIONS					FUMBLES			
Year	Team	GP	GS	Tot	Solo	Asst	Sk	Yds	QBP	TFL	No	Yds	Lg	TD	PD	FF	FR	Yds	SpT
2013	DAL/TEN	5	0	1	1	0	0.0	0.0	0	0	0	0	0	0	1	0	0	0	1
NFL Totals		**5**	**0**	**1**	**1**	**0**	**0.0**	**0.0**	**0**	**0**	**0**	**0**	**0**	**0**	**1**	**0**	**0**	**0**	**1**

Single-Game Highs
Tackles - 1 at New Orleans (11/10/13)
Passes Defensed - 1 at New Orleans (11/10/13)

58

Shaun Phillips

LINEBACKER • 6'3" • 255 lbs • COLLEGE: PURDUE
ACQUIRED: UNRESTRICTED FREE AGENT - 2014 (DEN)
NFL EXP. (NFL/TITANS): 11/1 • HOMETOWN: WILLINGBORO, N.J.
GAMES PLAYED/GAMES STARTED: 152/120 (PLAYOFFS: 11/10)

PRO BOWLS
2010

PRO: The Titans signed Shaun Phillips as an unrestricted free agent to provide veteran leadership to the linebacker corps. The 6-foot-3-inch, 255-pounder has versatility having played both defensive end and outside linebacker during his career. The 11-year veteran is a dynamic pass rusher that has amassed 79.5 career sacks, the majority of which have come from the outside linebacker spot. Phillips played his first nine seasons with the San Diego Chargers before leading the Denver Broncos with 10 sacks in his first year with the club in 2013.

CAREER HIGHLIGHTS:
• Phillips has totaled at least seven sacks in eight of his first 10 seasons. Since he entered the league in 2004, his 79.5 career sacks rank ninth in the NFL.
• Phillips played in all 16 games for the Broncos in 2013 and led the team with 10 sacks in his first season.
• In 2010, Phillips earned his first career Pro Bowl selection after starting all 16 games for the Chargers and topping the double-digit mark in sacks (11.0) for the second time in his career. He was voted as the Chargers' Defensive Player of the Year for the league's top-ranked unit.
• Phillips led the NFL with a career-best seven forced fumbles in 2009 while leading San Diego to its fourth consecutive AFC West title.
• Entering 2014, Phillips has missed a total of just eight games in his first 10 campaigns and started all 16 regular-season contests in four of the last seven seasons.

TITANS TIDBITS:
• Phillips was a tight end in high school and actually accepted a scholarship offer to attend Purdue University in part due to his desire to catch passes from quarterback Drew Brees. Once on campus, Phillips moved over to defense and finished as the school's all-time leader with 33.5 career sacks.

CAREER TRANSACTIONS:
• The Willingboro, N.J., native was originally selected by the San Diego Chargers in the fourth round (98th overall) of the 2004 NFL Draft.
• Signed by the Denver Broncos as an unrestricted free agent on April 29, 2013.
• Signed by the Titans as an unrestricted free agent on March 28, 2014.

SEASON RECAPS:
2013 (16/12, 3/3 - Denver): Played all 16 games with 12 starts and led the team with 10 sacks in his first season with the Broncos. Totaled 36 tackles to go with one interception, 13 quarterback hits, five pass breakups and two forced fumbles. Started all three postseason games, finishing with eight tackles and two sacks.
• Against Baltimore (9/5), recorded a game-high 2.5 sacks, including a strip-sack. His 2.5 sacks set a record by a player in his Broncos' debut in Denver's season-opening win.
• Against Philadelphia (9/29), sacked Michael Vick in Denver's Week 4 win.
• At Dallas (10/6), sacked Tony Romo twice in Denver's Week 5 win.
• At Indianapolis (10/20), sacked Andrew Luck and finished with two quarterback hits.
• Against Washington (10/27), intercepted a pass from Kirk Cousins.
• At San Diego (11/10), sacked Philip Rivers for a 10-yard loss in his first game against his former team.
• Against Kansas City (11/17), tied for the club lead with 10 tackles, while adding 1.5 sacks, two tackles for a loss, two quarterback hits and two pass breakups.
• Against San Diego (1/12), sacked Philip Rivers twice in the Divisional Round.

2012 (16/16 - San Diego): Started all 16 games for the fourth time in his career and led the team with 9.5 sacks for 62.5 yards in addition to 47 tackles, two passes defensed, two forced fumbles and three fumble recoveries.
• Against Kansas City (11/1), recovered a fumble in the end zone for the third defensive touchdown of his career.
• At Denver (11/18), sacked quarterback Peyton Manning in the end zone to mark his first career safety.
• At N.Y. Jets (12/23), posted 2.5 sacks to move past Gary Johnson into second place on the Chargers' all-time sack list.

2011 (12/12 - San Diego): Started all 12 games played and collected 37 tackles, 3.5 sacks for 27.5 yards, two interceptions and six passes defensed. Inactive in four games with a foot injury.
• Against Minnesota (9/11), recorded his fifth career interception on the Chargers' first defensive play of the season.

2010 (16/16 - San Diego): Started all 16 games for the third consecutive season and earned his first career Pro Bowl selection after totaling 68 tackles, 11 sacks for 71 yards, one interception, seven passes defensed and one fumble recovery. Voted as the Chargers' Defensive Player of the Year for the league's top-ranked unit.
• Against Arizona (10/3), named AFC Defensive Player of the Week after totaling a career-high four sacks and returning an interception 31 yards for a touchdown.

2009 (16/16, 1/1 - San Diego): Started all 16 regular season games and tallied 71 tackles, seven sacks for 45 yards, four passes defensed and an NFL-high/career-best seven forced fumbles. Led the team with his seven sacks and tied for the team lead with 16 quarterback hits to earn Chargers co-Defensive Player of the Year honors.
• At Tennessee (12/25), notched his NFL-leading seventh forced fumble.
• Against N.Y. Jets (1/17), contributed six solo tackles in AFC Divisional Playoff Game.

2008 (16/16, 2/2 - San Diego): Started all 16 regular season games for the first time in his career and totaled a personal-best 88 tackles to go along with 7.5 sacks for yards, four passes defensed, one forced fumble and one fumble recovery. Opened both postseason contests and made six tackles.
• Named Chargers Defensive Player of the Month for December after totaling 15 tackles, 3.5 sacks for 15 yards, two passes defensed and one forced fumble in four games.

2007 (15/15, 3/3 - San Diego): Started all 15 regular season games played and recorded 87 tackles, 8.5 sacks for 56.5 yards, two interceptions, five passes defensed and three forced fumbles. Named to the *USA Today* All-Joe Team. Started all three playoff games and totaled 24 tackles, one pass defensed and one fumble recovery.
• Against Detroit (12/16), registered his first NFL touchdown with an 18-yard interception return for a score.
• At Indianapolis (1/13), made a late fourth-quarter pass breakup on third down in AFC Divisional Playoff Game to prevent a potential game-winning touchdown drive.

2006 (14/14, 1/1 - San Diego): Started all 14 games played and contributed 63 tackles, a career-high 11.5 sacks for 67.5 yards, eight passes defensed, four forced fumbles and two fumble recoveries. Named to the *USA Today* All-Joe Team in addition to being voted a second alternate for the Pro Bowl.

Inactive for two weeks with a calf injury.
• At Denver (11/19), recorded a game-clinching strip-sack of quarterback Jake Plummer on the last play of the game to preserve a 35-27 Chargers win.
• Against New England (1/14), totaled three tackles, including a strip-sack of quarterback Tom Brady in San Diego's AFC Divisional Playoff Game.

2005 (15/3 - San Diego): Played 15 games with three starts and totaled 20 defensive tackles, seven sacks for 49 yards, two passes defensed, three forced fumbles and one fumble recovery. Added 15 special teams stops to tie for third on the team. Was inactive for one game against N.Y. Giants (9/25).
• At N.Y. Jets (11/6), recorded two sacks and another tackle for a loss.

2004 (16/0, 1/0 - San Diego): Played as a reserve in all 16 regular season games and recorded 18 tackles, four sacks for 23 yards, one interception, three passes defensed and two fumble recoveries. Made nine tackles on special-teams units.
• Against N.Y. Jets (1/8), shared a nine-yard sack and added a special teams stop in an AFC Wild Card Game.

COLLEGE:
• Finished his collegiate career as Purdue University's all-time leader in sacks (33.5) in addition to collecting 231 tackles, 60.5 tackles for a loss and nine forced fumbles.
• Named a second-team All-America selection and Big Ten Conference Defensive Player of the Year by *College Football News* and a unanimous first-team all-conference pick following his senior campaign.
• Tabbed as an honorable mention All-Big Ten selection in each of his first three seasons for the Boilermakers.
• Graduated with a degree in restaurant, hotel and institutional management from Purdue in May 2003.

PERSONAL:
• Was an all-state and all-city selection in football at Willingboro (N.J.) High School. Played in the New York-New Jersey Governor's Bowl as a senior.
• Also lettered in basketball and track in high school.
• Has served as a fundraiser and spokesperson for the After-School All-Stars, a non-profit organization that designs after-school programs for inner-city youth.
• Works with Popchips and the global charity Free Wheelchair Mission, a faith-based foundation that helps provide wheelchairs for children in third-world countries.
• Participated in a Wall Street internship at the New York Stock Exchange in 2010 as well as the NFL's Business Management and Entrepreneurial Program at the Kellogg School of Management at Northwestern University in 2006.
• Born Shaun Jamal Phillips on May 13, 1981 in Philadelphia, Pa.

SHAUN PHILLIPS' GAME-BY-GAME

2004 San Diego Chargers

Date	Opp	W/L	P/S	Tot	Solo	Asst	Sk	- Yds	QBP	TFL	Int	- Yds	-TD	PD	FF	FR	- Yds	SpT
Sept 12	@ Hou	W	p	2	2	0	1.0	0.0	NA	NA	0	0	0	0	0	0	0	NA
Sept 19	NYJ	L	p	0	0	0	0.0	0.0	NA	NA	0	0	0	0	0	0	0	NA
Sept 26	@Den	L	p	0	0	0	0.0	0.0	NA	NA	0	0	0	1	0	0	0	NA
Oct 3	Ten	W	p	2	1	1	1.0	12.0	NA	NA	0	0	0	0	0	0	0	NA
Oct 10	Jax	W	p	0	0	0	0.0	0.0	NA	NA	0	0	0	0	0	0	0	NA
Oct 17	@Atl	L	p	0	0	0	0.0	0.0	NA	NA	0	0	0	0	0	0	0	NA
Oct 24	@Car	W	p	4	3	1	1.0	8.0	NA	NA	0	0	0	0	0	0	0	NA
Oct 31	Oak	W	p	3	2	1	0.0	0.0	NA	NA	0	0	0	0	0	1	0	NA
Nov 7	NO	W	p	1	1	0	0.0	0.0	NA	NA	0	0	0	0	0	0	0	NA
Nov 21	@ Oak	W	p	0	0	0	0.0	0.0	NA	NA	0	0	0	0	0	0	0	NA
Nov 28	@KC	W	p	0	0	0	0.0	0.0	NA	NA	0	0	0	0	0	0	0	NA
Dec 5	Den	W	p	1	1	0	0.0	0.0	NA	NA	1	0	0	2	0	0	0	NA
Dec 12	TB	W	p	1	1	0	0.0	0.0	NA	NA	0	0	0	0	0	1	0	NA
Dec 19	@ Cle	W	p	2	2	0	1.0	3.0	NA	NA	0	0	0	0	0	0	0	NA
Dec 26	@Ind	L	p	1	0	1	0.0	0.0	NA	NA	0	0	0	0	0	0	0	NA
Jan 2	KC	W	p	1	1	0	0.0	0.0	NA	NA	0	0	0	0	0	0	0	NA
Totals		**12-4**	**16/0**	**18**	**14**	**4**	**4.0**	**23.0**	**NA**	**NA**	**1**	**0**	**0**	**3**	**0**	**2**	**0**	**9**
Playoffs																		
Jan 8	NYJ	L	p	1	0	1	0.5	4.5	NA	NA	1	0	0	0	0	0	0	NA
Totals		**0-1**	**1/0**	**1**	**0**	**1**	**0.5**	**4.5**	**NA**	**NA**	**1**	**0**	**0**	**0**	**0**	**0**	**0**	**NA**

2005 San Diego Chargers

Date	Opp	W/L	P/S	Tot	Solo	Asst	Sk	- Yds	QBP	TFL	Int	- Yds	-TD	PD	FF	FR	- Yds	SpT
Sept 11	Dal	L	p	3	2	1	1.0	10.0	NA	NA	0	0	0	0	0	0	0	NA
Sept 18	@ Den	L	p	2	2	0	0.0	0.0	NA	NA	0	0	0	0	0	0	0	NA
Sept 25	NYG	W	IA															
Oct 2	@ NE	W	p	0	0	0	0.0	0.0	NA	NA	0	0	0	1	1	0	0	NA
Oct 10	Pit	L	p	1	1	0	0.0	0.0	NA	NA	0	0	0	0	0	0	0	NA
Oct 16	@Oak	W	p	0	0	0	0.0	0.0	NA	NA	0	0	0	0	0	0	0	NA
Oct 23	@ Phi	L	p	0	0	0	0.0	0.0	NA	NA	0	0	0	0	0	0	0	NA
Oct 30	KC	W	S	2	1	1	0.0	0.0	NA	NA	0	0	0	0	0	1	0	NA
Nov 6	@NYJ	W	S	5	5	0	2.0	16.0	NA	NA	0	0	0	0	0	0	0	NA
Nov 20	Buf	W	S	3	3	0	1.0	6.0	NA	NA	0	0	0	0	1	0	0	NA
Nov 27	@ Was	W	p	1	1	0	1.0	0.0	NA	NA	0	0	0	0	0	0	0	NA
Dec 4	Oak	W	p	0	0	0	0.0	0.0	NA	NA	0	0	0	1	0	0	0	NA
Dec 11	Mia	L	p	1	1	0	0.0	0.0	NA	NA	0	0	0	0	0	0	0	NA
Dec 18	@Ind	W	p	1	1	0	0.0	0.0	NA	NA	0	0	0	0	0	0	0	NA
Dec 24	@ KC	L	p	0	0	0	0.0	0.0	NA	NA	0	0	0	0	0	0	0	NA
Dec 31	Den	L	p	1	1	0	1.0	11.0	NA	NA	0	0	0	0	1	0	0	NA
Totals		**12-4**	**15/3**	**20**	**18**	**2**	**7.0**	**49.0**	**NA**	**NA**	**0**	**0**	**0**	**2**	**3**	**1**	**0**	**15**

2006 San Diego Chargers

Date	Opp	W/L	P/S	Tot	Solo	Asst	Sk	- Yds	QBP	TFL	Int	- Yds	-TD	PD	FF	FR	- Yds	SpT
Sept 11	@ Oak	W	S	5	4	1	2.0	10.0	NA	NA	0	0	0	2	0	0	0	0
Sept 17	Ten	W	S	6	4	2	0.0	0.0	NA	NA	0	0	0	1	0	0	0	0
Oct 1	@ Bal	L	S	7	6	1	1.0	3.0	NA	NA	0	0	0	0	1	1	0	0
Oct 8	Pit	W	S	5	4	1	1.0	0.0	NA	NA	0	0	0	0	0	0	0	0
Oct 15	@ SF	W	S	5	5	0	2.0	14.0	NA	NA	0	0	0	1	1	0	0	0
Oct 22	@ KC	L	S	0	0	0	0.0	0.0	NA	NA	0	0	0	0	0	0	0	0
Oct 29	StL	W	IA															
Nov 5	Cle	W	IA															
Nov 12	@ Cin	W	S	5	4	1	1.0	11.0	NA	NA	0	0	0	0	1	1	0	0
Nov 19	@ Den	W	S	4	3	1	1.0	14.0	NA	NA	0	0	0	0	1	0	0	0
Nov 26	Oak	W	S	7	5	2	1.5	7.5	NA	NA	0	0	0	1	0	0	0	0
Dec 3	@ Buf	W	S	6	4	2	1.0	2.0	NA	NA	0	0	0	0	0	0	0	0
Dec 10	Den	W	S	5	4	1	0.0	0.0	NA	NA	0	0	0	0	0	0	0	0
Dec 17	KC	W	S	1	1	0	1.0	6.0	NA	NA	0	0	0	2	0	0	0	0
Dec 24	@ Sea	W	S	5	2	3	0.0	0.0	NA	NA	0	0	0	0	0	0	0	0
Dec 31	Ari	W	S	2	2	0	0.0	0.0	NA	NA	0	0	0	1	0	0	0	0
Totals		**14-2**	**14/14**	**63**	**48**	**15**	**11.5**	**67.5**	**NA**	**NA**	**0**	**0**	**0**	**8**	**4**	**2**	**0**	**0**
Playoffs																		
Jan 14	NE	L	S	3	2	1	1.0	4.0	NA	NA	0	0	0	0	0	0	0	0
Totals		**0-1**	**1/1**	**3**	**2**	**1**	**1.0**	**4.0**	**NA**	**NA**	**0**	**0**	**0**	**0**	**0**	**0**	**0**	**0**

2007 San Diego Chargers

Date	Opp	W/L	P/S	Tot	Solo	Asst	Sk	- Yds	QBP	TFL	Int	- Yds	-TD	PD	FF	FR	- Yds	SpT
Sept 9	Chi	W	S	3	1	2	1.0	6.0	NA	NA	0	0	0	0	0	0	0	0
Sept 16	@ NE	L	S	5	5	0	0.0	0.0	NA	NA	0	0	0	0	0	0	0	0
Sept 23	@ GB	L	S	6	5	1	1.5	3.5	NA	NA	0	0	0	1	0	0	0	0
Sept 30	KC	L	S	5	3	2	1.0	12.0	NA	NA	0	0	0	0	1	0	0	0
Oct 7	@ Den	W	S	6	3	3	0.0	0.0	NA	NA	0	0	0	0	0	0	0	0
Oct 14	Oak	W	S	11	8	3	2.0	14.0	NA	NA	0	0	0	0	1	0	0	0
Oct 28	Hou	W	S	2	1	1	0.0	0.0	NA	NA	0	0	0	1	0	0	0	0
Nov 4	@ Min	L	IA															
Nov 11	Ind	W	S	5	4	1	0.0	0.0	NA	NA	1	18	0	1	0	0	0	0
Nov 18	@ Jax	L	S	10	10	0	0.0	0.0	NA	NA	0	0	0	0	0	0	0	0
Nov 25	Bal	W	S	6	5	1	0.5	5.0	NA	NA	0	0	0	0	0	0	0	0
Dec 2	@ KC	W	S	10	6	4	1.5	9.0	NA	NA	0	0	0	0	1	1	0	0
Dec 9	@ Ten	W	S	7	4	3	0.0	0.0	NA	NA	0	0	0	0	0	0	0	0
Dec 16	Det	W	S	0	0	0	0.0	0.0	NA	NA	1	18	1	1	0	0	0	0
Dec 24	Den	W	S	8	6	2	1.0	7.0	NA	NA	0	0	0	0	0	0	0	0
Dec 30	@ Oak	W	S	3	1	2	0.0	0.0	NA	NA	0	0	0	0	0	0	0	0
Totals		**11-5**	**15/15**	**87**	**62**	**25**	**8.5**	**56.5**	**NA**	**NA**	**2**	**36**	**1**	**5**	**3**	**0**	**0**	**0**
Playoffs																		
Jan 6	Ten	W	S	11	10	1	0.0	0.0	NA	NA	0	0	0	0	0	1	0	0
Jan 13	@ Ind	W	S	6	3	3	0.0	0/0	NA	NA	0	0	0	1	0	0	0	0
Jan 20	@ NE	L	S	7	3	4	0.0	0.0	NA	NA	0	0	0	0	0	0	0	0
Totals		**2-1**	**3/3**	**24**	**16**	**8**	**0.0**	**0.0**	**NA**	**NA**	**0**	**0**	**0**	**1**	**0**	**1**	**0**	**0**

SHAUN PHILLIPS' GAME-BY-GAME CONT.

2008 San Diego Chargers

Date	Opp	W/L	P/S	Tot	Solo	Asst	Sk	- Yds	QBP	TFL	Int	- Yds	-TD	PD	FF	FR	- Yds	SpT
Sept 7	Car	L	S	7	6	1	0.0	0.0	NA	NA	0	0	0	0	0	1	0	0
Sept 14	@ Den	L	S	2	2	0	0.0	0.0	NA	NA	0	0	0	1	0	0	0	0
Sept 22	NYJ	W	S	4	3	1	1.0	10.0	NA	NA	0	0	0	0	0	0	0	0
Sept 28	@ Oak	W	S	5	3	2	1.5	7.0	NA	NA	0	0	0	0	0	0	0	0
Oct 5	@ Mia	L	S	4	3	1	1.0	2.5	NA	NA	0	0	0	0	0	0	0	0
Oct 12	NE	L	S	4	3	1	0.0	0.0	NA	NA	0	0	0	0	0	0	0	0
Oct 19	@ Buf	W	S	8	6	2	0.0	0.0	NA	NA	0	0	0	1	0	0	0	0
Oct 26	@ NO	L	S	8	6	2	0.0	0.0	NA	NA	0	0	0	0	0	0	0	0
Nov 9	KC	W	S	5	1	4	0.0	0.0	NA	NA	0	0	0	0	0	0	0	0
Nov 16	@ Pit	L	S	8	4	4	0.5	4.0	NA	NA	0	0	0	0	0	0	0	0
Nov 23	Ind	L	S	4	2	2	0.0	0.0	NA	NA	0	0	0	0	0	0	0	0
Nov 30	Atl	L	S	5	3	2	0.0	0.0	NA	NA	0	0	0	0	0	0	0	0
Dec 4	Oak	W	S	5	4	1	2.5	15.0	NA	NA	0	0	0	0	1	0	0	0
Dec 14	@ KC	W	S	4	4	0	0.0	0.0	NA	NA	0	0	0	1	0	0	0	0
Dec 21	@ TB	W	S	3	2	1	1.0	0.0	NA	NA	0	0	0	0	0	0	0	0
Dec 28	Den	W	S	3	3	0	0.0	0.0	NA	NA	0	0	0	1	0	0	0	0
Totals		**8-8**	**16/16**	**79**	**55**	**24**	**7.5**	**38.5**	**NA**	**NA**	**0**	**0**	**0**	**4**	**1**	**1**	**0**	**0**
Playoffs																		
Jan 3	Ind	W	S	1	1	0	0.0	0.0	NA	NA	0	0	0	0	0	0	0	0
Jan 11	@ Pit	L	S	5	2	3	0.0	0.0	NA	NA	0	0	0	0	0	0	0	0
Totals		**1-1**	**2/2**	**6**	**3**	**3**	**0.0**	**0.0**	**NA**	**NA**	**0**	**0**	**0**	**0**	**0**	**0**	**0**	**0**

2009 San Diego Chargers

Date	Opp	W/L	P/S	Tot	Solo	Asst	Sk	- Yds	QBP	TFL	Int	- Yds	-TD	PD	FF	FR	- Yds	SpT
Sept 14	@ Oak	W	S	4	3	1	0.0	0.0	NA	NA	0	0	0	0	0	0	0	0
Sept 20	Bal	L	S	7	6	1	0.0	0.0	NA	NA	0	0	0	0	0	0	0	0
Sept 27	Mia	W	S	3	2	1	0.0	0.0	NA	NA	0	0	0	0	0	0	0	0
Oct 4	@ Pit	L	S	6	6	0	0.0	0.0	NA	NA	0	0	0	0	1	0	0	0
Oct 19	Den	L	S	4	3	1	0.0	0.0	NA	NA	0	0	0	0	0	0	0	0
Oct 25	@ KC	W	S	9	7	2	2.0	7.0	NA	NA	0	0	0	0	0	0	0	0
Nov 1	Oak	W	S	5	3	2	2.0	14.0	NA	NA	0	0	0	0	1	0	0	0
Nov 8	@ NYG	W	S	8	6	2	1.0	3.0	NA	NA	0	0	0	0	2	0	0	0
Nov 15	Phi	W	S	4	2	2	0.0	0.0	NA	NA	0	0	0	0	0	0	0	0
Nov 22	@ Den	W	S	4	3	1	1.0	11.0	NA	NA	0	0	0	1	1	0	0	0
Nov 29	KC	W	S	3	2	1	0.0	0.0	NA	NA	0	0	0	1	0	0	0	0
Dec 6	@ Cle	W	S	6	5	1	1.0	10.0	NA	NA	0	0	0	1	1	0	0	0
Dec 13	@ Dal	W	S	4	4	0	0.0	0.0	NA	NA	0	0	0	0	0	0	0	0
Dec 20	Cin	W	S	0	0	0	0.0	0.0	NA	NA	0	0	0	1	0	0	0	0
Dec 25	@ Ten	W	S	4	4	0	0.0	0.0	NA	NA	0	0	0	0	1	0	0	0
Jan 3	Was	W	S	0	0	0	0.0	0.0	NA	NA	0	0	0	0	0	0	0	0
Totals		**13-3**	**16/16**	**71**	**56**	**15**	**7.0**	**45.0**	**NA**	**NA**	**0**	**0**	**0**	**4**	**7**	**0**	**0**	**0**
Playoffs																		
Jan 17	NYJ	L	S	6	6	0	0.0	0.0	NA	NA	0	0	0	0	0	0	0	0
Totals		**0-1**	**1/1**	**6**	**6**	**0**	**0.0**	**0.0**	**NA**	**NA**	**0**	**0**	**0**	**0**	**0**	**0**	**0**	**0**

2010 San Diego Chargers

Date	Opp	W/L	P/S	Tot	Solo	Asst	Sk	- Yds	QBP	TFL	Int	- Yds	-TD	PD	FF	FR	- Yds	SpT
Sept 13	@ KC	L	S	6	6	0	1.0	6.0	NA	NA	0	0	0	0	0	0	0	0
Sept 19	Jax	W	S	2	2	0	0.0	0.0	NA	NA	0	0	0	1	0	0	0	0
Sept 26	@ Sea	L	S	7	4	3	1.0	6.0	NA	NA	0	0	0	0	0	0	0	0
Oct 3	Ari	W	S	7	4	3	4.0	25.0	NA	NA	1	31	1	2	0	0	0	0
Oct 10	@ Oak	L	S	5	3	2	0.0	0.0	NA	NA	0	0	0	1	0	0	0	0
Oct 17	@ StL	L	S	4	3	1	0.0	0.0	NA	NA	0	0	0	1	0	0	0	0
Oct 24	NE	L	S	6	5	1	1.0	5.0	NA	NA	0	0	0	0	0	0	0	0
Oct 31	Ten	W	S	1	1	0	0.0	0.0	NA	NA	0	0	0	1	0	0	0	0
Nov 7	@ Hou	W	S	2	1	1	0.0	0.0	NA	NA	0	0	0	1	0	0	0	0
Nov 22	Den	W	S	3	3	0	2.0	18.0	NA	NA	0	0	0	0	0	0	0	0
Nov 28	@ Ind	W	S	5	4	1	1.0	6.0	NA	NA	0	0	0	0	0	0	0	0
Dec 5	Oak	L	S	8	7	1	0.0	0.0	NA	NA	0	0	0	0	0	1	0	0
Dec 12	KC	W	S	0	0	0	0.0	0.0	NA	NA	0	0	0	0	0	0	0	0
Dec 16	SF	W	S	4	3	1	1.0	5.0	NA	NA	0	0	0	0	0	0	0	0
Dec 26	@ Cin	L	S	2	0	2	0.0	0.0	NA	NA	0	0	0	0	0	0	0	0
Jan 2	@ Den	W	S	6	5	1	0.0	0.0	NA	NA	0	0	0	0	0	0	0	0
Totals		**9-7**	**16/16**	**68**	**51**	**17**	**11.0**	**71.0**	**NA**	**NA**	**1**	**31**	**1**	**7**	**0**	**1**	**0**	**0**

2011 San Diego Chargers

Date	Opp	W/L	P/S	Tot	Solo	Asst	Sk	- Yds	QBP	TFL	Int	- Yds	-TD	PD	FF	FR	- Yds	SpT
Sept 11	Min	W	S	2	2	0	0.0	0.0	NA	NA	1	0	0	1	0	0	0	0
Sept 18	@ NE	L	S	3	3	0	1.0	6.0	NA	NA	0	0	0	0	0	0	0	0
Sept 25	KC	W	S	5	2	3	0.0	0.0	NA	NA	0	0	0	1	0	0	0	0
Oct 2	Mia	W	S	3	2	1	0.0	0.0	NA	NA	0	0	0	0	0	0	0	0
Oct 9	@ Den	W	S	2	2	0	0.0	0.0	NA	NA	0	0	0	0	0	0	0	0
Oct 23	@ NYJ	L	S	4	4	0	2.0	17.0	NA	NA	0	0	0	1	0	0	0	0
Oct 31	@ KC	L	IA															
Nov 6	GB	L	IA															
Nov 10	Oak	L	IA															
Nov 20	@ Chi	L	IA															
Nov 27	Den	L	S	3	3	0	0.0	0.0	NA	NA	0	0	0	1	0	0	0	0
Dec 5	@ Jax	W	S	2	1	1	0.0	0.0	NA	NA	0	0	0	0	0	0	0	0
Dec 11	Buf	W	S	2	2	0	0.0	0.0	NA	NA	0	0	0	1	0	0	0	0
Dec 18	Bal	W	S	6	4	2	0.5	4.5	NA	NA	1	0	0	0	1	0	0	0
Dec 24	@ Det	L	S	3	3	0	0.0	0.0	NA	NA	0	0	0	1	0	0	0	0
Jan 1	@ Oak	W	S	2	2	0	0.0	0.0	NA	NA	0	0	0	0	0	0	0	0
Totals		**8-8**	**12/12**	**37**	**30**	**7**	**3.5**	**27.5**	**NA**	**NA**	**2**	**0**	**0**	**6**	**0**	**0**	**0**	**0**

2012 San Diego Chargers

Date	Opp	W/L	P/S	Tot	Solo	Asst	Sk	- Yds	QBP	TFL	Int	- Yds	-TD	PD	FF	FR	- Yds	SpT
Sept 10	@ Oak	W	S	2	2	0	2.5	17.5	NA	NA	0	0	0	0	0	0	0	0
Sept 16	Ten	W	S	2	1	1	0.0	0.0	NA	NA	0	0	0	0	0	0	0	0
Sept 23	Atl	L	S	5	10	5	0.0	0.0	NA	NA	0	0	0	0	0	0	0	0
Sept 30	@ KC	W	S	2	2	0	1.0	10.0	NA	NA	0	0	0	0	1	1	0	0
Oct 7	@ NO	L	S	3	1	2	1.0	6.0	NA	NA	0	0	0	0	0	0	0	0
Oct 15	Den	L	S	3	1	2	0.0	0.0	NA	NA	0	0	0	0	0	0	0	0
Oct 28	@ Cle	L	S	9	4	5	0.5	1.5	NA	NA	0	0	0	0	0	0	0	0
Nov 1	KC	W	S	3	1	2	0.0	0.0	NA	NA	0	0	0	0	0	1	0	0
Nov 11	@ TB	L	S	1	1	0	0.0	0.0	NA	NA	0	0	0	0	1	0	0	0
Nov 18	@ Den	L	S	4	3	1	1.0	2.0	NA	NA	0	0	0	0	0	0	0	0
Nov 25	Bal	L	S	2	1	1	1.0	5.0	NA	NA	0	0	0	0	0	0	0	0
Dec 2	Cin	L	S	2	0	2	0.0	0.0	NA	NA	0	0	0	0	0	0	0	0
Dec 9	@ Pit	W	S	3	0	3	0.0	0.0	NA	NA	0	0	0	0	0	0	0	0
Dec 16	Car	L	S	1	1	0	0.0	0.0	NA	NA	0	0	0	0	2	0	0	0
Dec 23	@ NYJ	W	S	4	2	2	2.5	20.5	NA	NA	0	0	0	0	0	1	1	0
Dec 30	Oak	W	S	1	0	1	0.0	0.0	NA	NA	0	0	0	0	0	0	0	0
Totals		**7-9**	**16/16**	**47**	**20**	**27**	**9.5**	**62.5**	**NA**	**NA**	**0**	**0**	**0**	**2**	**3**	**3**	**0**	**0**

2013 Denver Broncos

Date	Opp	W/L	P/S	Tot	Solo	Asst	Sk	- Yds	QBP	TFL	Int	- Yds	-TD	PD	FF	FR	- Yds	SpT
Sept 5	Bal	W	p	4	3	1	2.5	14.0	NA	NA	0	0	0	0	1	0	0	0
Sept 15	@ NYG	W	S	1	1	0	0.0	0.0	NA	NA	0	0	0	0	0	0	0	0
Sept 23	Oak	W	p	2	2	0	0.0	0.0	NA	NA	0	0	0	0	0	0	0	0
Sept 29	Phi	W	S	4	4	0	1.0	4.0	NA	NA	0	0	0	0	0	0	0	0
Oct 6	@ Dal	W	p	3	3	0	2.0	23.0	NA	NA	0	0	0	0	0	0	0	0
Oct 13	Jax	W	S	1	0	1	0.0	0.0	NA	NA	0	0	0	2	0	0	0	0
Oct 20	@ Ind	L	p	1	1	0	1.0	8.0	NA	NA	0	0	0	0	0	0	0	0
Oct 27	Was	W	S	1	0	1	0.0	0.0	NA	NA	1	3	0	1	0	0	0	0
Nov 10	@ SD	W	S	1	1	0	1.0	10.0	NA	NA	0	0	0	0	0	0	0	0
Nov 17	KC	W	S	9	7	2	1.5	12.5	NA	NA	0	0	0	2	0	0	0	0
Nov 24	@ NE	L	S	3	2	1	0.0	0.0	NA	NA	0	0	0	0	1	0	0	0
Dec 1	@ KC	W	S	1	1	0	0.0	0.0	NA	NA	0	0	0	0	0	0	0	0
Dec 8	Ten	W	p	0	0	0	0.0	0.0	NA	NA	0	0	0	0	0	0	0	0
Dec 12	SD	L	S	2	2	0	1.0	6.0	NA	NA	0	0	0	0	0	0	0	0
Dec 22	@ Hou	W	S	2	1	1	0.0	0.0	NA	NA	0	0	0	0	0	0	0	0
Dec 29	@ Oak	W	S	1	1	0	0.0	0.0	NA	NA	0	0	0	0	0	0	0	0
Totals		**13-3**	**16/12**	**36**	**29**	**7**	**10.0**	**77.5**	**NA**	**NA**	**1**	**3**	**0**	**5**	**2**	**0**	**0**	**0**
Playoffs																		
Jan 12	SD	W	S	2	2	0	2.0	10.0	NA	NA	0	0	0	0	0	0	0	0
Jan 19	NE	W	S	2	2	0	0.0	0.0	NA	NA	0	0	0	0	0	0	0	0
Feb 2	Sea	L	S	4	1	3	0.0	0.0	NA	NA	0	0	0	0	0	0	0	0
Totals		**2-1**	**3/3**	**8**	**5**	**3**	**2.0**	**10.0**	**NA**	**NA**	**0**	**0**	**0**	**0**	**0**	**0**	**0**	**0**

SHAUN PHILLIPS' NFL STATISTICS

REGULAR SEASON				TACKLES							INTERCEPTIONS					FUMBLES			
Year	Team	GP	GS	Tot	Solo	Asst	Sk	Yds	QBP	TFL	No	Yds	Lg	TD	PD	FF	FR	Yds	SpT
2004	San Diego	16	0	18	14	4	4.0	23.0	NA	NA	1	0	-	0	3	0	2	0	9
2005	San Diego	15	3	20	18	2	7.0	49.0	NA	NA	0	0	-	0	2	3	1	0	15
2006	San Diego	14	14	63	48	15	11.5	67.5	NA	NA	0	0	-	0	8	4	2	0	0
2007	San Diego	15	15	87	62	25	8.5	56.5	NA	NA	2	36	18t	1	5	3	0	0	0
2008	San Diego	16	16	79	55	24	7.5	38.5	NA	NA	0	0	-	0	4	1	1	0	0
2009	San Diego	16	16	71	56	15	7.0	45.0	NA	NA	0	0	-	0	4	7	0	0	0
2010	San Diego	16	16	68	51	17	11.0	71.0	NA	NA	1	31	31t	1	7	0	1	0	0
2011	San Diego	12	12	37	30	7	3.5	27.5	NA	NA	2	0	0	0	6	0	0	0	0
2012	San Diego	16	16	47	20	27	9.5	62.5	NA	NA	0	0	-	0	2	2	3	0	0
2013	Denver	16	12	36	29	7	10.0	77.5	NA	NA	1	3	3	0	5	2	0	0	0
NFL Totals		**152**	**120**	**526**	**383**	**143**	**79.5**	**518.0**	**NA**	**NA**	**7**	**70**	**31t**	**2**	**46**	**22**	**10**	**0**	**24**

PLAYOFFS				TACKLES							INTERCEPTIONS					FUMBLES			
Year	Team	GP	GS	Tot	Solo	Asst	Sk	Yds	QBP	TFL	No	Yds	Lg	TD	PD	FF	FR	Yds	SpT
2004	San Diego	1	0	1	0	1	0.5	4.5	NA	NA	0	0	-	0	0	0	0	0	1
2006	San Diego	1	1	3	2	1	1.0	4.0	NA	NA	0	0	-	0	0	0	0	0	0
2007	San Diego	3	3	24	16	8	0.0	0.0	NA	NA	0	0	-	0	1	0	1	0	0
2008	San Diego	2	2	6	3	3	0.0	0.0	NA	NA	0	0	-	0	0	0	0	0	0
2009	San Diego	1	1	6	6	0	0.0	0.0	NA	NA	0	0	-	0	0	0	0	0	0
2013	Denver	3	3	8	5	3	2.0	10.0	NA	NA	0	0	-	0	0	0	0	0	0
Playoff Totals		**11**	**10**	**48**	**32**	**16**	**3.5**	**18.5**	**NA**	**NA**	**0**	**0**	**-**	**0**	**1**	**0**	**1**	**0**	**1**

Single-Game Highs

Tackles - 11 vs. Oakland (10/14/07)
Sacks - 4.0 vs. Arizona (10/3/10)
Interceptions - 1 (Seven times, last vs. Washington 10/27/13)
Forced Fumbles - 2 at N.Y. Giants (11/8/09)
Fumble Recoveries - 1 (10 times, last at N.Y. Jets 12/23/12)
Passes Defensed - 2 (Seven times, last vs. Kansas City 11/17/13)

Playoff Single-Game Highs

Tackles - 11 vs. Tennessee (1/6/08)
Sacks - 2 vs. San Diego (1/12/14)
Fumble Recoveries - 1 vs. Tennessee (1/6/08)
Passes Defensed - 1 at Indianapolis (1/13/08)

Additional Statistics

Touchdowns - 3 (31-yard interception return vs. Arizona, 10/3/10; 18-yard interception return vs. Detroit 12/16/07; fumble recovery in end zone vs. Kansas City, 11/1/12)
Safety - 1 (at Denver, 11/18/12)

92

Ropati Pitoitua

DEFENSIVE END • 6'8" • 298 lbs • COLLEGE: WASHINGTON STATE
ACQUIRED: UNRESTRICTED FREE AGENT (KC) - 2013
NFL EXP. (NFL/TITANS): 5/2 • HOMETOWN: LAKEWOOD, WASH.
GAMES PLAYED/GAMES STARTED: 53/23 (PLAYOFFS: 0/0)

PRO: Early during the 2013 offseason, the Titans signed Ropati Pitoitua (pronounced roe-POT-ee pee-TOE-uh-too-ah) as an unrestricted free agent to add experience and size to the defensive end rotation. He played in all 16 games with 13 starts in his first campaign in Tennessee. Pitoitua's 6-foot-8, 298-pound frame makes him an ideal run-stopping end in the team's base defense. The former Washington State Cougar joined the New York Jets in 2008 and appeared in 22 total games through the 2011 season. In 2012, he signed with the Kansas City Chiefs and played in 15 games with 10 starts in his only campaign with the club.

CAREER HIGHLIGHTS:
• In his first season in Tennessee, Pitoitua played in all 16 games for the first time in his career with a career-high 13 starts. He led the team's defensive linemen with 91 tackles and added four sacks, both career highs.
• In 2012, Pitoitua joined the Kansas City Chiefs and set then-career highs in virtually every category, including games (15), starts (10) and sacks (two).
• Pitoitua notched his first multi-sack game against San Diego on Sept. 30, 2012, dropping Philip Rivers on two occasions.
• In four seasons with the New York Jets (2008-11), saw action in 22 games with 22 tackles, three tackles for loss and one sack.

TITANS TIDBITS:
• Pitoitua was born in Samoa. He came to the United States in 1995.

CAREER TRANSACTIONS:
• The Samoa native was originally signed by the New York Jets as a rookie free agent on May 2, 2008.
• Released by Jets on Sept. 2, 2008 and added to the Jets practice squad the following day.
• Released from the practice squad by the Jets on Dec. 17, 2008.
• Signed with Jets as a free agent on Dec. 30, 2008.
• Released by Jets on May 2, 2011.
• Signed with the Kansas City Chiefs on May 8, 2012.
• Signed by the Titans as an unrestricted free agent on March 25, 2013.

SEASON RECAPS:
2013 (16/13 - Tennessee): Played in all 16 games with 13 starts at defensive end in his first season with the Titans. Led the defensive line and ranked fifth on the squad with 91 tackles. Tied for third on the team with a career-high four sacks. Registered two quarterback pressures, two tackles for loss and four passes defensed. Tied for the team lead in tackles once (vs. SF). Led or tied for the team lead in sacks three times (vs. NYJ, vs. KC, at SEA). Led or tied for the team lead in quarterback pressures twice (at SEA, at DEN). Tied a career-high with two sacks against N.Y. Jets (9/29/13). Had the most tackles by a Titans defensive end since Jason Babin had 93 total stops in 2010.
• At Pittsburgh (9/8), started at defensive end in his Titans debut and tallied five tackles. Teamed with Moise Fokou to stuff Isaac Redman for no gain on a rush off left tackle in the first quarter.
• Against N.Y. Jets (9/29), posted six tackles and tied a career-high with two sacks. Dropped Geno Smith for an eight-yard sack in the first quarter. Flew threw the middle and sacked Smith for a 14-yard loss to the Jets' one-yard line midway through the third quarter.
• Against Kansas City (10/6), recorded six tackles, including a sack. Teamed with George Wilson to stuff Jamaal Charles for no gain on a short pass in the third quarter. Dropped Alex Smith for a four-yard sack late in the fourth quarter.
• At Seattle (10/13), tallied six tackles, including a sack and a quarterback pressure. Combined with Lavar Edwards to stuff Marshawn Lynch for a two-yard loss on a rush off left guard in the second quarter. Sacked Russell Wilson for a four-yard loss in the final stanza.
• Against San Francisco (10/20), tied for the team lead and set career high with nine tackles.
• At St. Louis (11/3), tied a career high by posting nine tackles for second consecutive week.
• At Oakland (11/24), started at defensive end and posted eight tackles and a career-high two passes defensed. Batted down a pass intended for Rod Streater on the opening play from scrimmage. Knocked down another pass intended for Streater at the line of scrimmage in the second quarter.
• At Jacksonville (12/22), accumulated six tackles, including a stop for loss, and a pass defensed. Batted down a third-and-three pass intended for Ace Sanders in the second quarter. Stuffed Maurice Jones-Drew for a five-yard loss on a rush off left end in the third stanza. Halted a potential Jaguars' scoring drive by stonewalling Jones-Drew for a one-yard loss on fourth-and-one with less than six minutes remaining in the game.

2012 (15/10 - Kansas City): In his first season with the Chiefs, set career highs in games (15), starts (10), tackles (51), tackles for loss (five), sacks (two), forced fumbles (one) and quarterback pressures (four).
• Against San Diego (9/30), recorded six tackles, two tackles for loss, a career-high two sacks and two quarterback pressures. Dropped quarterback Philip Rivers for losses of six yards and four yards.
• At Cleveland (12/9), established a career high with nine total tackles, including a tackle for loss.

2011 (14/0 - N.Y. Jets): Played in 14 games, establishing career-highs with 19 tackles (11 solo), three tackles for loss and one sack.
• At Baltimore (10/2), recorded a season-high four tackles, including a tackle for loss.
• At New England (10/9), registered his first career sack.

2010 (0/0 - N.Y. Jets): Spent the entire season on injured reserve with an Achilles injury suffered in the preseason.

2009 (8/0 - N.Y. Jets): Played in eight games, registering three tackles (two solo). Was inactive for eight contests in the regular season and all three postseason games.
• At Houston (9/13), made his NFL debut.
• Against Carolina (11/29), recorded his first NFL tackle.

2008 (0/0 - N.Y. Jets): Spent the first 15 weeks on the practice squad before being placed on the practice squad injured list on Dec. 16.

COLLEGE:
• Played in 36 games (25 starts) at Washington State, amassing 116 tackles (58 solo), 19.0 tackles for loss (-83.0 yards), 8.5 sacks (-59.0 yards), two forced fumbles, one fumble recovery and two passes defensed.
• As a senior (2007), started all 12 games, collecting 42 tackles (20 solo), five quarterback pressures and one pass defensed. Earned the Leon Bender Award as well as Defensive Lineman of the Year recognition.
• As a junior (2006), started nine games and recorded 37 tackles (16 solo), a career-best 7.5 tackles for loss (-24.0 yards), 2.5 sacks (-12.0 yards) and four quarterback pressures.
• As a sophomore (2005), played in seven games, registering 13 tackles (six solo), 1.0 sack (-5.0 yards) and one forced fumble.
• As a freshman (2004), saw action in eight games (four starts), registering 24 tackles (16 solo), 5.5 tackles for loss (-44.0 yards), a career-high 5.0

sacks (-42.0 yards), one forced fumble, one fumble recovery and one pass defensed. Named to *The Sporting News* Pac-10 All-Freshman Team.
• Majored in humanities.

PERSONAL:
• Played at Clover Park (Lakewood, Wash.) High School for the first time as a junior.
• Named the Seamount League Defensive Player of the Year award as a senior in 2002.
• Born Ropati Pitoitua on April 6, 1985 in American Samoa.

ROPATI PITOITUA'S GAME-BY-GAME

2009 New York Jets

Date	Opp	W/L	P/S	Tot	Solo	Asst	Sk	Yds	QBP	TFL	Int	Yds	TD	PD	FF	FR	Yds	SpT
Sept 13	@ Hou	W	p	0	0	0	0.0	0.0	0	0	0	0	0	0	0	0	0	0
Sept 20	NE	W							Inactive									
Sept 27	Ten	W							Inactive									
Oct 4	@ NO	L							Inactive									
Oct 12	@ Mia	L							Inactive									
Oct 18	Buf	L	p	0	0	0	0.0	0.0	0	0	0	0	0	0	0	0	0	0
Oct 25	@ Oak	W	p	0	0	0	0.0	0.0	0	0	0	0	0	0	0	0	0	0
Nov 1	Mia	L	p	0	0	0	0.0	0.0	0	0	0	0	0	0	0	0	0	0
Nov 15	Jax	L	p	0	0	0	0.0	0.0	0	0	0	0	0	0	0	0	0	0
Nov 22	@ NE	L							Inactive									
Nov 29	Car	W	p	1	1	0	0.0	0.0	0	0	0	0	0	0	0	0	0	0
Dec 3	@ Buf	W							Inactive									
Dec 13	@ TB	W							Inactive									
Dec 20	Atl	L	p	2	1	1	0.0	0.0	0	0	0	0	0	0	0	0	0	0
Dec 27	@ Ind	W							Inactive									
Jan 3	Cin	W	p	0	0	0	0.0	0.0	0	0	0	0	0	0	0	0	0	0
Totals		**9-7**	**8/0**	**3**	**2**	**1**	**0.0**	**0.0**	**0**	**0**	**0**	**0**	**0**	**0**	**0**	**0**	**0**	**0**

2011 New York Jets

Date	Opp	W/L	P/S	Tot	Solo	Asst	Sk	Yds	QBP	TFL	Int	Yds	TD	PD	FF	FR	Yds	SpT
Sept 11	Dal	W	p	1	1	0	0.0	0.0	0	0	0	0	0	0	0	0	0	0
Sept 18	Jax	W	p	0	0	0	0.0	0.0	0	0	0	0	0	0	0	0	0	0
Sept 25	@ Oak	L	p	2	1	1	0.0	0.0	0	1	0	0	0	0	0	0	0	0
Oct 2	@ Bal	L	p	4	3	1	0.0	0.0	0	1	0	0	0	0	0	0	0	0
Oct 9	@ NE	L	p	2	1	1	1.0	6.0	0	0	0	0	0	0	0	0	0	0
Oct 17	Mia	W							Inactive									
Oct 23	SD	W	p	1	1	0	0.0	0.0	0	0	0	0	0	0	0	0	0	0
Nov 6	@ Buf	W	p	1	0	1	0.0	0.0	0	0.5	0	0	0	0	0	0	0	0
Nov 13	NE	L	p	2	1	1	0.0	0.0	0	0	0	0	0	0	0	0	0	0
Nov 17	@ Den	L	p	2	2	0	0.0	0.0	0	0	0	0	0	0	0	0	0	0
Nov 27	Buf	W	p	2	0	2	0.0	0.0	0	0.5	0	0	0	0	0	0	0	0
Dec 4	@ Was	W	p	1	0	1	0.0	0.0	0	0	0	0	0	0	0	0	0	0
Dec 11	KC	W	p	1	1	0	0.0	0.0	0	0	0	0	0	0	0	0	0	0
Dec 18	@ Phi	L	p	0	0	0	0.0	0.0	0	0	0	0	0	0	0	0	0	0
Dec 24	NYG	L							Inactive									
Jan 1	@ Mia	L	p	0	0	0	0.0	0.0	0	0	0	0	0	0	0	0	0	0
Totals		**8-8**	**14/0**	**19**	**11**	**8**	**1.0**	**6.0**	**0**	**3**	**0**	**0**	**0**	**0**	**0**	**0**	**0**	**0**

2012 Kansas City Chiefs

Date	Opp	W/L	P/S	Tot	Solo	Asst	Sk	Yds	QBP	TFL	Int	Yds	TD	PD	FF	FR	Yds	SpT
Sept 9	Atl	L	p	1	1	0	0.0	0.0	0	0	0	0	0	0	0	0	0	0
Sept 16	@ Buf	L	p	3	1	2	0.0	0.0	0	0	0	0	0	0	0	0	0	0
Sept 23	@ NO	W	p	1	1	0	0.0	0.0	1	0	0	0	0	0	0	0	0	0
Sept 30	SD	L	S	6	6	0	2.0	10.0	2	2	0	0	0	0	0	0	0	0
Oct 7	Bal	L							Inactive									
Oct 14	@ TB	L	S	2	1	1	0.0	0.0	0	1	0	0	0	0	0	0	0	0
Oct 28	Oak	L	S	3	2	1	0.0	0.0	1	0	0	0	0	1	0	0	0	0
Nov 1	@ SD	L	p	4	2	2	0.0	0.0	0	0	0	0	0	0	0	0	0	0
Nov 12	@ Pit	L	S	5	1	4	0.0	0.0	0	0	0	0	0	0	0	0	0	0
Nov 18	Cin	L	S	2	2	0	0.0	0.0	0	0	0	0	0	0	0	0	0	0
Nov 25	Den	L	p	1	1	0	0.0	0.0	0	1	0	0	0	0	0	0	0	0
Dec 2	Car	W	S	0	0	0	0.0	0.0	0	0	0	0	0	0	0	0	0	0
Dec 9	@ Cle	L	S	9	7	2	0.0	0.0	0	1	0	0	0	0	0	0	0	0
Dec 16	@ Oak	L	S	4	4	0	0.0	0.0	0	0	0	0	0	0	0	0	0	0
Dec 23	Ind	L	S	4	4	0	0.0	0.0	0	0	0	0	0	0	1	0	0	0
Dec 30	@ Den	L	S	6	4	2	0.0	0.0	0	0	0	0	0	0	0	0	0	0
Totals		**2-14**	**15/10**	**51**	**32**	**19**	**2.0**	**10.0**	**4**	**5**	**0**	**0**	**0**	**1**	**1**	**0**	**0**	**0**

2013 Tennessee Titans

Date	Opp	W/L	P/S	Tot	Solo	Asst	Sk	Yds	QBP	TFL	Int	Yds	TD	PD	FF	FR	Yds	SpT
Sept 8	@ Pit	W	S	5	3	2	0.0	0.0	0	0	0	0	0	0	0	0	0	0
Sept 15	@ Hou	L	p	6	1	5	0.0	0.0	0	0	0	0	0	0	0	0	0	0
Sept 22	SD	W	S	4	3	1	0.0	0.0	0	0	0	0	0	0	0	0	0	0
Sept 29	NYJ	W	S	6	3	3	2.0	22.0	0	0	0	0	0	0	0	0	0	0
Oct 6	KC	L	S	6	2	4	1.0	4.0	0	0	0	0	0	0	0	0	0	0
Oct 13	@ Sea	L	S	6	3	3	1.0	4.0	1	0	0	0	0	0	0	0	0	0
Oct 20	SF	L	S	9	2	7	0.0	0.0	0	0	0	0	0	0	0	0	0	0
Nov 3	@ StL	W	S	9	3	6	0.0	0.0	0	0	0	0	0	0	0	0	0	0
Nov 10	Jax	L	p	5	4	1	0.0	0.0	0	0	0	0	0	0	1	0	0	0
Nov 14	Ind	L	S	6	6	0	0.0	0.0	0	0	0	0	0	0	0	0	0	0
Nov 24	@ Oak	W	S	8	2	6	0.0	0.0	0	0	0	0	0	0	2	0	0	0
Dec 1	@ Ind	L	S	4	3	1	0.0	0.0	0	1	0	0	0	0	0	0	0	0
Dec 8	@ Den	L	p	4	2	2	0.0	0.0	1	0	0	0	0	0	0	0	0	0
Dec 15	Ari	L	S	5	2	3	0.0	0.0	0	0	0	0	0	0	0	0	0	0
Dec 22	@ Jax	W	S	6	3	3	0.0	0.0	0	1	0	0	0	0	1	0	0	0
Dec 29	Hou	W	S	2	0	2	0.0	0.0	0	0	0	0	0	0	0	0	0	0
Totals		**7-9**	**16/13**	**91**	**42**	**49**	**4.0**	**30.0**	**2**	**2**	**0**	**0**	**0**	**0**	**4**	**0**	**0**	**0**

ROPATI PITOITUA'S NFL STATISTICS

REGULAR SEASON				TACKLES							INTERCEPTIONS					FUMBLES			
Year	Team	GP	GS	Tot	Solo	Asst	Sk	Yds	QBP	TFL	No	Yds	Lg	TD	PD	FF	FR	Yds	SpT
2008	N.Y. Jets					Practice Squad													
2009	N.Y. Jets	8	0	3	2	1	0.0	0.0	0	0	0	0	-	0	0	0	0	0	0
2010	N.Y. Jets					Injured Reserve													
2011	N.Y. Jets	14	0	19	11	8	1.0	6.0	0	3	0	0	-	0	0	0	0	0	0
2012	Kansas City	15	10	51	32	19	2.0	10.0	4	5	0	0	-	0	0	1	0	0	0
2013	Tennessee	16	13	91	42	49	4.0	30.0	2	2	0	0	0	0	4	0	0	0	0
NFL Totals		**53**	**23**	**164**	**87**	**77**	**7.0**	**46.0**	**6**	**10**	**0**	**0**	**0**	**0**	**4**	**1**	**0**	**0**	**0**

Single-Game Highs

Tackles - 9 (Three, last at St. Louis 11/3/13)
Sacks - 2 (Twice, last vs. N.Y. Jets 9/29/13)
Forced Fumbles - 1 vs. Indianapolis (12/23/12)
Passes Defensed - 2 at Oakland (11/24/13)

31

Bernard Pollard

SAFETY • 6'1" • 226 lbs • COLLEGE: PURDUE
ACQUIRED: FA - 2013 • NFL EXP. (NFL/TITANS): 9/2
HOMETOWN: FORT WAYNE, IND.
GAMES PLAYED/GAMES STARTED: 121/101 (PLAYOFFS: 7/6)

2013

SUPER BOWLS
2012

PRO: Bernard Pollard was signed by the Titans as a free agent on March 26, 2013. The 6-foot-1-inch, 226-pound safety brings a unique physical presence and big-game experience to the Titans' secondary. Pollard came to Tennessee after winning a Super Bowl championship with Baltimore Ravens in the second of his two seasons with the club. Prior to joining the Ravens, the former Purdue product spent two seasons with the Houston Texans. He entered the NFL as a second-round pick of the Kansas City Chiefs and played three seasons there.

CAREER HIGHLIGHTS:
• In his first season with the Titans in 2013, Pollard, a team captain, started all 16 games at safety, led the team with 142 tackles and ranked second on the squad with three interceptions.
• In 2012, started 13 games at safety for the Ravens and led the team with 98 tackles, two sacks, an interception and six passes defensed on his way to capturing a Super Bowl title.
• In 2010, started 15 games at safety for the Texans and led the team with a career-high 112 tackles, 2.5 sacks, five passes defensed, four forced fumbles and a blocked field goal.
• In 2008, started all 16 games for the Chiefs and led the team with 98 tackles, an interception, four passes defensed, two forced fumbles and three fumble recoveries which tied for fourth in the NFL.

TITANS TIDBITS:
• Pollard is the creator of Style Pro 31, a portable tray that fits in most sinks, and is designed to help alleviate the clutter while creating more space for accessories. He came up with the idea after hearing women talk about space issues around the bathroom sink. The gadget fits over the sink, allows objects to be placed directly on it, and allows use of the water. The product is patented and trademarked and can be purchased at stylepro31.com.
• Established the Pollard's Helping Hands Foundation, focusing on feeding the hungry of the urban core. In Dec. 2011, he hosted a pantry drive at Pimlico Elementary School in Baltimore that provided over 300 families in need with groceries they could use to sustain them through the post-holiday school break.

CAREER TRANSACTIONS:
• The Fort Wayne, Ind., native was originally selected by the Kansas City Chiefs in the second round (54th overall) of the 2006 NFL Draft.
• Released by the Chiefs on Sept. 5, 2009.
• Signed by the Houston Texans as a free agent on Sept. 24, 2009.
• Signed by the Baltimore Ravens as an unrestricted free agent on Aug. 4, 2011.
• Released by the Ravens on March 13, 2013.
• Signed by the Titans as a free agent on March 26, 2013.

SEASON RECAPS:
2013 (16/16 - Tennessee): Started all 16 games at safety in his first season with the Titans and led the team with 142 tackles. Ranked second on the team with three interceptions and third on the squad with 12 passes defensed. Amassed a half sack, two quarterback pressures and three tackles for loss. Blocked a field goal (vs. SD) and an extra point (at JAX). Led or tied for the team lead in tackles four times in 2013 (at SEA, at STL, vs. JAX, vs. ARI). Led or tied for the team lead in passes defensed twice in 2013 (at DEN, at JAX). Tied for the team lead in quarterback pressures twice in 2013 (vs. KC, at SEA). Was voted a team captain for the 2013 season by his teammates.
• At Houston (9/15), started at safety and finished second on the squad with 12 tackles, while registering an interception. Intercepted a Matt Schaub pass that was deflected by Akeem Ayers and returned it 32 yards to help set up a Rob Bironas field goal just before the half. Teamed with Jason McCourty to stop Arian Foster for a two-yard loss on a rush off right tackle in overtime.
• Against Kansas City (10/6), started at safety and recorded seven tackles, an interception and a quarterback pressure. Stonewalled Jamaal Charles for no gain on a rush off right end late in the first quarter. Intercepted an Alex Smith pass intended for Jamaal Charles in the third quarter. Broke up a pass intended for Kevin Brock in the fourth quarter.
• At Seattle (10/13), started at safety and tallied a team-best 11 tackles, including a quarterback pressure. Teamed with Jason McCourty to stonewall Jermaine Kearse for a one-yard loss on a short pass in the second quarter.
• At St. Louis (11/3), started at safety and tied for the team lead with 14 tackles and a pass defensed. Forced the Rams to attempt a field goal, which was missed, by knocking down a third-and-10 pass intended for Jared Cook late in the second quarter. Stuffed Zac Stacy for no gain on a rush up the middle in the fourth quarter.
• Against Jacksonville (11/10), started at safety and led the team with 10 tackles.
• At Indianapolis (12/1), started at safety and amassed six tackles and an interception. Intercepted an Andrew Luck pass over the middle intended for T.Y. Hilton on third-and-eight in the opening quarter.
• At Denver (12/8), started at safety and totaled 12 tackles, including a stop for loss and three passes defensed. Broke up a pass intended for Knowshon Moreno in the first quarter. Deflected a pass intended for Eric Decker in the first quarter. Stuffed Montee Ball for a one-yard loss on a short pass in the second quarter. Broke up a pass intended for Wes Welker late in the second quarter.
• Against Arizona (12/15), started at safety and tied for the team lead 10 tackles, including a half sack. Stuffed Rashad Mendenhall for a one-yard loss on a rush off right tackle in the first quarter. Teamed with Jurrell Casey to sack Palmer for a nine-yard sack on the final play of the first half.
• At Jacksonville (12/22), started at safety and accumulated eight tackles and a team-high two passes defensed in his 100th career start. Halted a Jaguars' drive by breaking up a fourth-and-one pass intended for Clay Harbor late in the first quarter. Came off the edge and blocked a Josh Scobee extra point attempt in the second quarter.

2012 (13/13, 4/4 - Baltimore): Started 13 games at safety and led the team with 98 tackles, two sacks, an interception and six passes defensed, despite missing the final three games of the season (chest). Started all four postseason contests and totaled 17 tackles, four passes defensed and a forced fumble. Named to *USA Today's* All-Joe Team (players who are critical to their team, but don't receive Pro Bowl nods).
• At Philadelphia (9/16), recorded four solo tackles, a sack and an interception (before leaving the game in the second quarter with a chest injury) for a defense that forced four turnovers.
• Against Dallas (10/14), finished second on the team with a season-high 13 tackles in the 31-29 victory.
• At Cleveland (11/4), played in his 100th-career game and recorded seven tackles in the 25-15 victory.
• Against Oakland (11/11), tied for the team lead with 11 tackles and produced a seven-yard sack in the 55-20 victory.
• Against Indianapolis (1/6), started and recorded four solo tackles and tied for the team lead with two passes defensed for a defense that kept the Colts out of the end zone in the 24-9 victory in the Wild Card game.
• At New England (1/20), produced nine tackles, a pass defensed and a

forced fumble on a bone-jarring hit on Patriots running back Stevan Ridley (recovered by the Ravens, leading to a touchdown four plays later) for a defense that forced 3 turnovers and held the Patriots scoreless in the second half in the 28-13 victory in the AFC Championship Game.
• Against San Francisco in Super Bowl XLVII (2/3), netted two solo tackles for a defense that held the 49ers to 22 percent on third down (2-of-9) in the 34-31 victory.

2011 (16/13, 2/2 - Baltimore): Finished fourth on the team with 75 tackles, two sacks, an interception, a career-high 13 passes defensed, three forced fumbles and a fumble recovery for the NFL's third-ranked defense (288.9 ypg). The Baltimore defense was also second against the run (92.6 ypg) and the league's top red zone unit. Finished second with 17 tackles and a pass defensed for a team that forced seven turnovers in two playoff games.
• Against Pittsburgh (9/11), saw his first action as a Raven and recorded a solo tackle for a defense that forced a franchise-record seven turnovers (four fumble recoveries and three interceptions) in the 35-7 victory in the season opener.
• At Jacksonville (10/24), posted five solo tackles, a pass defensed and a career-high two forced fumbles for a defense that held the Jaguars to 205 total yards and 13 percent (2-of-16) on third down.
• Against Indianapolis (12/11), posted a solo tackle, an interception and a career-high-tying three passes defensed for a defense that allowed just 167 total yards and held the Colts to 14 percent (2-of-14) on third down in the 24-10 victory.
• At New England (1/22), tied for the team lead (Ray Lewis) with a postseason career-high 12 tackles and a pass defensed, which led to a Ravens' interception in the AFC Championship Game.

2010 (15/15 - Houston): Started 15 games at safety and led the team with a career-high 112 tackles, 2.5 sacks, five passes defensed, four forced fumbles and a blocked field goal.
• Against Dallas (9/26), set a career high with 15 tackles and had a pass defensed.
• At Oakland (10/3), had a team-leading 11 tackles.
• Against Baltimore (12/13), posted eight tackles, including 1.5 sacks, one of which forced a fumble.

2009 (13/13 - Houston): Started 13 games in his first season with the Texans and finished with 102 tackles, a career-high four interceptions, three fumble recoveries and scored two touchdowns (one interception return and one on a fumble return).
• At Indianapolis (11/8), posted 12 tackles and set a career high with two interceptions, to go along with three passes defensed.
• Against Seattle (12/13), netted six tackles as well as an interception, returning it 70 yards for his first-career interception return for a touchdown.
• At St. Louis (12/20), had a team-leading 11 tackles, including a career-high 11 solo, and a half sack.
• Against New England (1/3), recorded six tackles, intercepted a pass and had a fumble recovery in the end zone for a touchdown.

2008 (16/16 - Kansas City): Started all 16 games for the first time in his career and led the team with 98 tackles (84 solo), an interception, four passes defensed, two forced fumbles and three fumble recoveries which tied for fourth in the NFL.
• Against Oakland (9/14), produced six tackles, a forced fumble and netted a career-high two fumble recoveries.
• At San Diego (11/9), compiled 10 tackles and an interception in the Chiefs' end zone to save a touchdown.
• Against San Diego (12/14), recorded five tackles, a pass defensed and a fumble recovery.

2007 (16/15 - Kansas City): Saw action in all 16 games with 15 starts and led all defensive backs with 91 tackles. Also registered seven passes defensed, two interceptions, a sack, a forced fumble and a blocked punt.
• Against Cincinnati (10/14), produced five tackles and his first-career interception.
• Against Denver (11/11), blocked a punt out of the end zone for a safety.
• At Detroit (12/23), amassed eight tackles, a pass defensed and an interception.

2006 (16/0, 1/0 - Kansas City): Played as a reserve in all 16 games primarily on special teams and recorded 15 special teams stops, two blocked punts and a forced fumble on coverage units. Saw limited action at safety and produced two passes defensed on defense.
• At Arizona (10/8), blocked a punt.
• Against Jacksonville (12/31), earned AFC Special Teams Player of the Week honors after he blocked a punt and recovered the ball in the end zone for a touchdown in the season finale.
• At Indianapolis (1/6), recorded a special teams tackle in the AFC Wild Card Game.

COLLEGE:
• Played in 36 games with 35 starts at Purdue, recording 254 tackles (164 solo), eight tackles for loss, a sack for minus-three yards, four interceptions, two fumble recoveries and two forced fumbles. Set a school record with five blocked kicks.
• Started all 11 games as a junior in 2005 and recorded 92 tackles (64 solo), one and a half tackles for loss, three interceptions, three passes defensed and a fumble recovery.
• Earned second-team All-Big Ten honors after starting all 12 games in 2004 as a sophomore, leading the Boilermakers with a career-high 96 tackles (58 solo). Added three tackles for loss, a three-yard sack, an interception, five passes defensed and two forced fumbles. Also set a Purdue single-season record with four blocked kicks.
• Saw action in 13 games, with 12 starts as a true freshman in 2003 and earned second-team All-Big Ten honors from the Sporting News.
• Majored in sociology at Purdue.

PERSONAL:
• Married to Meghan and the couple have a son, Jaylen.
• Attended South Side (Ft. Wayne, Ind.) High School, where he was selected first-team All-Indiana as a senior after producing 111 tackles, two interceptions and 13 forced fumbles. Also caught 14 passes for 173 yards with two touchdowns.
• Also participated in basketball and track.
• Follow Pollard on Twitter at @Crushboy31.
• Born Bernard Karmell Pollard on Dec. 23, 1984 in Fort Wayne, Ind.

BERNARD POLLARD'S GAME-BY-GAME

2006 Kansas City Chiefs

Date	Opp	W/L	P/S	Tot	Solo	Asst	Sk	- Yds	QBP	TFL	Int	- Yds	-TD	PD	FF	FR	- Yds	SpT
Sept 10	Cin	L	p	0	0	0	0.0	0.0	NA	NA	0	0	0	0	0	0	0	NA
Sept 17	@ Den	L	p	0	0	0	0.0	0.0	NA	NA	0	0	0	0	0	0	0	NA
Oct 1	SF	W	p	0	0	0	0.0	0.0	NA	NA	0	0	0	0	0	0	0	NA
Oct 8	@ Ari	W	p	0	0	0	0.0	0.0	NA	NA	0	0	0	0	0	0	0	NA
Oct 15	@ Pit	L	p	0	0	0	0.0	0.0	NA	NA	0	0	0	0	0	0	0	NA
Oct 22	SD	W	p	0	0	0	0.0	0.0	NA	NA	0	0	0	0	0	0	0	NA
Oct 29	Sea	W	p	0	0	0	0.0	0.0	NA	NA	0	0	0	0	0	0	0	NA
Nov 5	@ StL	W	p	0	0	0	0.0	0.0	NA	NA	0	0	0	1	0	0	0	NA
Nov 12	@ Mia	L	p	0	0	0	0.0	0.0	NA	NA	0	0	0	1	0	0	0	NA
Nov 19	Oak	W	p	0	0	0	0.0	0.0	NA	NA	0	0	0	0	0	0	0	NA
Nov 23	Den	W	p	0	0	0	0.0	0.0	NA	NA	0	0	0	0	0	0	0	NA
Dec 3	@ Cle	L	p	0	0	0	0.0	0.0	NA	NA	0	0	0	0	0	0	0	NA
Dec 10	Bal	L	p	0	0	0	0.0	0.0	NA	NA	0	0	0	0	0	0	0	NA
Dec 17	@ SD	L	p	0	0	0	0.0	0.0	NA	NA	0	0	0	0	0	0	0	NA
Dec 23	@ Oak	W	p	0	0	0	0.0	0.0	NA	NA	0	0	0	0	0	0	0	NA
Dec 31	Jax	W	p	0	0	0	0.0	0.0	NA	NA	0	0	0	0	0	0	0	NA
Totals		**9-7**	**16/0**	**0**	**0**	**0**	**0.0**	**0.0**	**NA**	**NA**	**0**	**0**	**0**	**2**	**0**	**0**	**0**	**15**
Playoffs																		
Jan 6	@ Ind	L	p	0	0	0	0.0	0.0	NA	NA	0	0	0	0	0	0	0	1
Totals		**0-1**	**1/0**	**0**	**0**	**0**	**0.0**	**0.0**	**NA**	**NA**	**0**	**0**	**0**	**0**	**0**	**0**	**0**	**1**

2007 Kansas City Chiefs

Date	Opp	W/L	P/S	Tot	Solo	Asst	Sk	- Yds	QBP	TFL	Int	- Yds	-TD	PD	FF	FR	- Yds	SpT
Sept 9	@ Hou	L	S	4	3	1	0.0	0.0	NA	NA	0	0	0	1	0	0	0	NA
Sept 16	@ Chi	L	S	7	6	1	0.0	0.0	NA	NA	0	0	0	0	1	0	0	NA
Sept 23	Min	W	S	3	3	0	0.0	0.0	NA	NA	0	0	0	0	0	0	0	NA
Sept 30	@ SD	W	S	3	3	0	0.0	0.0	NA	NA	0	0	0	0	0	0	0	NA
Oct 7	Jax	L	S	7	6	1	1.0	5.0	NA	NA	0	0	0	0	0	0	0	NA
Oct 14	Cin	W	S	5	5	0	0.0	0.0	NA	NA	1	21	0	1	0	0	0	NA
Oct 21	@ Oak	W	S	4	4	0	0.0	0.0	NA	NA	0	0	0	1	0	0	0	NA
Nov 4	GB	L	S	3	3	0	0.0	0.0	NA	NA	0	0	0	0	0	0	0	NA
Nov 11	Den	L	S	4	2	2	0.0	0.0	NA	NA	0	0	0	0	0	0	0	NA
Nov 18	@ Ind	L	p	7	6	1	0.0	0.0	NA	NA	0	0	0	1	0	0	0	NA
Nov 25	Oak	L	S	6	5	1	0.0	0.0	NA	NA	0	0	0	1	0	0	0	NA
Dec 2	SD	L	S	6	6	0	0.0	0.0	NA	NA	0	0	0	1	0	0	0	NA
Dec 9	@ Den	L	S	10	8	2	0.0	0.0	NA	NA	0	0	0	0	0	0	0	NA
Dec 16	Ten	L	S	5	5	0	0.0	0.0	NA	NA	0	0	0	1	0	0	0	NA
Dec 23	@ Det	L	S	8	6	2	0.0	0.0	NA	NA	1	2	0	2	0	0	0	NA
Dec 30	@ NYJ	L	S	9	7	2	0.0	0.0	NA	NA	0	0	0	0	0	0	0	NA
Totals		**4-12**	**16/15**	**91**	**78**	**13**	**1.0**	**5.0**	**NA**	**NA**	**2**	**23**	**0**	**9**	**1**	**0**	**0**	**1**

2008 Kansas City Chiefs

Date	Opp	W/L	P/S	Tot	Solo	Asst	Sk	- Yds	QBP	TFL	Int	- Yds	-TD	PD	FF	FR	- Yds	SpT
Sept 7	@ NE	L	S	7	6	1	0.0	0.0	NA	NA	0	0	0	0	0	0	0	0
Sept 14	Oak	L	S	6	5	1	0.0	0.0	NA	NA	0	0	0	0	1	2	0	0
Sept 21	@ Atl	L	S	5	4	1	0.0	0.0	NA	NA	0	0	0	0	0	0	0	0
Sept 28	Den	W	S	4	4	0	0.0	0.0	NA	NA	0	0	0	1	0	0	0	0
Oct 5	@ Car	L	S	6	4	2	0.0	0.0	NA	NA	0	0	0	0	0	0	0	0
Oct 19	Ten	L	S	3	3	0	0.0	0.0	NA	NA	0	0	0	0	0	0	0	0
Oct 26	@ NYJ	L	S	7	6	1	0.0	0.0	NA	NA	0	0	0	1	0	0	0	0
Nov 2	TB	L	S	3	3	0	0.0	0.0	NA	NA	0	0	0	0	0	0	0	0
Nov 9	@ SD	L	S	10	8	2	0.0	0.0	NA	NA	1	0	0	2	0	0	0	0
Nov 16	NO	L	S	3	3	0	0.0	0.0	NA	NA	0	0	0	0	0	0	0	0
Nov 23	Buf	L	S	10	9	1	0.0	0.0	NA	NA	0	0	0	0	1	0	0	0
Nov 30	@ Oak	W	S	6	3	3	0.0	0.0	NA	NA	0	0	0	0	0	0	0	0
Dec 7	@ Den	L	S	7	7	0	0.0	0.0	NA	NA	0	0	0	0	0	0	0	0
Dec 14	SD	L	S	5	4	1	0.0	0.0	NA	NA	0	0	0	1	0	1	0	0
Dec 21	Mia	L	S	10	9	1	0.0	0.0	NA	NA	0	0	0	0	0	0	0	0
Dec 28	@ Cin	L	S	6	6	0	0.0	0.0	NA	NA	0	0	0	0	0	0	0	0
Totals		**2-14**	**16/16**	**98**	**84**	**14**	**0.0**	**0.0**	**NA**	**NA**	**1**	**0**	**0**	**5**	**2**	**3**	**0**	**0**

2009 Houston Texans

Date	Opp	W/L	P/S	Tot	Solo	Asst	Sk	- Yds	QBP	TFL	Int	- Yds	-TD	PD	FF	FR	- Yds	SpT
Sept 12	NYJ	L					Not with team											
Sept 20	@ Ten	W					Not with team											
Sept 27	Jax	L	IA															
Oct 4	Oak	W	S	6	4	2	0.0	0.0	NA	NA	0	0	0	0	0	0	0	0
Oct 11	@ Ari	L	S	8	6	2	0.0	0.0	NA	NA	0	0	0	0	0	0	0	0
Oct 18	@ Cin	W	S	6	4	2	0.0	0.0	NA	NA	0	0	0	0	0	1	0	0
Oct 25	SF	W	S	6	6	0	0.0	0.0	NA	NA	0	0	0	0	0	0	0	0
Nov 1	@ Buf	W	S	7	4	3	0.0	0.0	NA	NA	0	0	0	0	0	0	0	0
Nov 8	@ Ind	L	S	12	9	3	0.0	0.0	NA	NA	2	36	0	3	0	0	0	0
Nov 23	Ten	L	S	8	7	1	0.0	0.0	NA	NA	0	0	0	1	0	1	0	0
Nov 29	Ind	L	S	10	8	2	0.0	0.0	NA	NA	0	0	0	0	0	0	0	0
Dec 6	@ Jax	L	S	11	11	0	0.0	0.0	NA	NA	0	0	0	0	0	0	0	0
Dec 13	Sea	W	S	6	5	1	0.0	0.0	NA	NA	1	70	1	1	0	0	0	0
Dec 20	@ StL	W	S	11	11	0	0.5	2.5	NA	NA	0	0	0	0	0	0	0	0
Dec 27	@ Mia	W	S	7	6	1	1.0	7.0	NA	NA	0	0	0	1	0	0	0	0
Jan 3	NE	W	S	6	5	1	0.0	0.0	NA	NA	1	15	0	1	0	1	0	0
Totals		**9-7**	**13/13**	**102**	**83**	**19**	**1.5**	**9.5**	**NA**	**NA**	**4**	**121**	**1**	**7**	**0**	**3**	**0**	**0**

2010 Houston Texans

Date	Opp	W/L	P/S	Tot	Solo	Asst	Sk	- Yds	QBP	TFL	Int	- Yds	-TD	PD	FF	FR	- Yds	SpT
Sept 12	Ind	W	S	9	8	1	0.0	0.0	NA	NA	0	0	0	0	1	0	0	0
Sept 19	@ Was	W	S	6	5	1	0.0	0.0	NA	NA	0	0	0	0	0	0	0	0
Sept 26	Dal	L	S	15	6	9	0.0	0.0	NA	NA	0	0	0	1	0	0	0	0
Oct 3	@ Oak	W	S	11	8	3	0.0	0.0	NA	NA	0	0	0	0	0	0	0	0
Oct 10	NYG	L	S	10	8	2	0.0	0.0	NA	NA	0	0	0	0	1	0	0	0
Oct 17	KC	W	S	6	5	1	0.0	0.0	NA	NA	0	0	0	0	0	0	0	0
Nov 1	@ Ind	L	S	8	6	2	0.0	0.0	NA	NA	0	0	0	0	0	0	0	0
Nov 7	SD	L	S	9	8	1	0.0	0.0	NA	NA	0	0	0	0	1	0	0	0
Nov 14	@ Jax	L	S	2	2	0	0.0	0.0	NA	NA	0	0	0	0	1	0	0	0
Nov 21	@ NYJ	L	S	5	4	1	0.0	0.0	NA	NA	0	0	0	0	0	0	0	0
Nov 28	Ten	W	S	5	3	2	0.0	0.0	NA	NA	0	0	0	0	0	0	0	0
Dec 2	@ Phi	L	S	5	5	0	1.0	1.0	NA	NA	0	0	0	0	1	0	0	0
Dec 13	Bal	L	S	8	4	4	1.5	13.0	NA	NA	0	0	0	0	1	1	0	0
Dec 19	@ Ten	L	S	6	4	2	0.0	0.0	NA	NA	0	0	0	0	0	0	0	0
Dec 26	@ Den	L	S	7	6	1	0.0	0.0	NA	NA	0	0	0	0	1	0	0	0
Jan 2	Jax	W	IA															
Totals		**6-10**	**15/15**	**112**	**82**	**30**	**2.5**	**14.0**	**NA**	**NA**	**0**	**0**	**0**	**5**	**4**	**0**	**0**	**0**

2011 Baltimore Ravens

Date	Opp	W/L	P/S	Tot	Solo	Asst	Sk	- Yds	QBP	TFL	Int	- Yds	-TD	PD	FF	FR	- Yds	SpT
Sept 11	Pit	W	p	1	1	0	0.0	0.0	NA	NA	0	0	0	0	0	0	0	0
Sept 18	@ Ten	L	p	1	1	0	0.0	0.0	NA	NA	0	0	0	0	0	0	0	0
Sept 25	@ StL	W	p	1	1	0	0.0	0.0	NA	NA	0	0	0	1	0	0	0	0
Oct 2	NYJ	W	S	3	2	1	0.0	0.0	NA	NA	0	0	0	0	0	0	0	0
Oct 16	Hou	W	S	5	5	0	0.0	0.0	NA	NA	0	0	0	0	2	0	0	0
Oct 24	@ Jax	L	S	5	5	0	0.0	0.0	NA	NA	0	0	0	0	1	2	0	0
Oct 30	Ari	W	S	5	4	1	1.0	10.0	NA	NA	0	0	0	0	0	0	0	0
Nov 6	@ Pit	W	S	7	4	3	0.0	0.0	NA	NA	0	0	0	0	1	0	0	0
Nov 13	@ Sea	L	S	8	3	5	0.0	0.0	NA	NA	0	0	0	0	0	1	0	0
Nov 20	Cin	W	S	9	7	2	1.0	4.0	NA	NA	0	0	0	0	1	0	0	0
Nov 24	SF	W	S	8	6	2	0.0	0.0	NA	NA	0	0	0	0	0	0	0	0
Dec 4	@ Cle	W	S	4	3	1	0.0	0.0	NA	NA	0	0	0	0	1	0	0	0
Dec 11	Ind	W	S	1	1	0	0.0	0.0	NA	NA	1	0	0	3	0	0	0	0
Dec 18	@ SD	L	S	4	3	1	0.0	0.0	NA	NA	0	0	0	1	0	0	0	0
Dec 24	Cle	W	S	8	5	3	0.0	0.0	NA	NA	0	0	0	0	0	0	0	0
Jan 1	@ Cin	W	S	5	4	1	0.0	0.0	NA	NA	0	0	0	2	0	1	0	0
Totals		**12-4**	**16/13**	**75**	**55**	**20**	**2.0**	**14.0**	**NA**	**NA**	**1**	**0**	**0**	**13**	**3**	**1**	**0**	**0**
Playoffs																		
Jan 15	Hou	W	S	5	3	2	0.0	0.0	NA	NA	0	0	0	0	0	0	0	0
Jan 22	@ NE	L	S	12	7	5	0.0	0.0	NA	NA	0	0	0	1	0	0	0	0
Totals		**1-1**	**2/2**	**17**	**10**	**7**	**0.0**	**0.0**	**NA**	**NA**	**0**	**0**	**0**	**1**	**0**	**0**	**0**	**0**

2012 Baltimore Ravens

Date	Opp	W/L	P/S	Tot	Solo	Asst	Sk	- Yds	QBP	TFL	Int	- Yds	-TD	PD	FF	FR	- Yds	SpT
Sept 10	Cin	W	S	6	4	2	0.0	0.0	NA	NA	0	0	0	2	0	0	0	0
Sept 16	@ Phi	L	S	4	4	0	1.0	7.0	NA	NA	1	0	0	1	0	0	0	0
Sept 23	NE	W	S	6	5	1	0.0	0.0	NA	NA	0	0	0	1	0	0	0	0
Sept 27	Cle	W	S	4	3	1	0.0	0.0	NA	NA	0	0	0	0	0	0	0	0
Oct 7	@ KC	W	S	10	9	1	0.0	0.0	NA	NA	0	0	0	0	0	0	0	0
Oct 14	Dal	W	S	13	8	5	0.0	0.0	NA	NA	0	0	0	0	0	0	0	0
Oct 21	@ Hou	L	S	8	7	1	0.0	0.0	NA	NA	0	0	0	0	0	0	0	0
Nov 4	@ Cle	W	S	7	1	6	0.0	0.0	NA	NA	0	0	0	0	0	0	0	0
Nov 11	Oak	W	S	11	9	2	1.0	7.0	NA	NA	0	0	0	0	0	0	0	0
Nov 18	@ Pit	W	S	5	3	2	0.0	0.0	NA	NA	0	0	0	1	0	0	0	0
Nov 25	@ SD	W	S	8	7	1	0.0	0.0	NA	NA	0	0	0	0	0	0	0	0
Dec 2	Pit	L	S	8	8	0	0.0	0.0	NA	NA	0	0	0	1	0	0	0	0
Dec 9	@ Was	L	S	8	3	5	0.0	0.0	NA	NA	0	0	0	0	0	0	0	0
Dec 16	Den	L	IA															
Dec 23	NYG	W	IA															
Dec 30	@ Cin	L	IA															
Totals		**10-6**	**13/13**	**98**	**71**	**27**	**2.0**	**14.0**	**NA**	**NA**	**1**	**0**	**0**	**6**	**0**	**0**	**0**	**0**
Playoffs																		
Jan 6	Ind	W	S	4	4	0	0.0	0.0	NA	NA	0	0	0	2	0	0	0	0
Jan 12	@ Den	W	S	2	1	1	0.0	0.0	NA	NA	0	0	0	1	0	0	0	0
Jan 20	@ NE	W	S	9	4	5	0.0	0.0	NA	NA	0	0	0	1	1	0	0	0
Feb 3	@ SF	W	S	2	2	0	0.0	0.0	NA	NA	0	0	0	0	0	0	0	0
Totals		**4-0**	**4/4**	**17**	**11**	**6**	**0.0**	**0.0**	**NA**	**NA**	**0**	**0**	**0**	**4**	**1**	**0**	**0**	**0**

BERNARD POLLARD'S GAME-BY-GAME CONT.

2013 Tennessee Titans

Date	Opp	W/L	P/S	Tot	Solo	Asst	Sk	- Yds	QBP	TFL	Int	- Yds	-TD	PD	FF	FR	- Yds	SpT
Sept 8	@ Pit	W	S	6	5	1	0.0	0.0	0	0	0	0	0	0	0	0	0	0
Sept 15	@ Hou	L	S	12	9	3	0.0	0.0	0	0	1	32	0	1	0	0	0	0
Sept 22	SD	W	S	11	6	5	0.0	0.0	0	1	0	0	0	0	0	0	0	0
Sept 29	NYJ	W	S	9	7	2	0.0	0.0	0	0	0	0	0	1	0	0	0	0
Oct 6	KC	L	S	7	6	1	0.0	0.0	1	0	1	4	0	2	0	0	0	0
Oct 13	@ Sea	L	S	11	6	5	0.0	0.0	1	0	0	0	0	0	0	0	0	0
Oct 20	SF	L	S	5	2	3	0.0	0.0	0	0	0	0	0	0	0	0	0	0
Nov 3	@ StL	W	S	14	8	6	0.0	0.0	0	0	0	0	0	1	0	0	0	0
Nov 10	Jax	L	S	10	5	5	0.0	0.0	0	0	0	0	0	0	0	0	0	0
Nov 14	Ind	L	S	5	3	2	0.0	0.0	0	0	0	0	0	0	0	0	0	0
Nov 24	@ Oak	W	S	8	5	3	0.0	0.0	0	0	0	0	0	0	0	0	0	0
Dec 1	@ Ind	L	S	6	5	1	0.0	0.0	0	0	1	0	0	1	0	0	0	0
Dec 8	@ Den	L	S	12	9	3	0.0	0.0	0	1	0	0	0	3	0	0	0	0
Dec 15	Ari	L	S	10	7	3	0.5	4.5	0	1	0	0	0	0	0	0	0	0
Dec 22	@ Jax	W	S	8	5	3	0.0	0.0	0	0	0	0	0	2	0	0	0	0
Dec 29	Hou	W	S	8	5	3	0.0	0.0	0	0	0	0	0	1	0	0	0	0
Totals		**7-9**	**16/16**	**142**	**93**	**49**	**0.5**	**4.5**	**2**	**3**	**3**	**36**	**0**	**12**	**0**	**0**	**0**	**0**

BERNARD POLLARD'S NFL STATISTICS

REGULAR SEASON				TACKLES							INTERCEPTIONS					FUMBLES			
Year	Team	GP	GS	Tot	Solo	Asst	Sk	Yds	QBP	TFL	No	Yds	Lg	TD	PD	FF	FR	Yds	SpT
2006	Kansas City	16	0	0	0	0	0.0	0.0	NA	NA	0	0	-	0	2	0	0	0	15
2007	Kansas City	16	15	91	78	13	1.0	5.0	NA	NA	2	23	21	0	9	1	0	0	1
2008	Kansas City	16	16	98	84	14	0.0	0.0	NA	NA	1	0	0	0	5	2	3	0	0
2009	Houston	13	13	102	83	19	1.5	9.5	NA	NA	4	121	70t	1	7	0	3	0	0
2010	Houston	15	15	112	82	30	2.5	14.0	NA	NA	0	0	-	0	5	4	0	0	0
2011	Baltimore	16	13	75	55	20	2.0	14.0	NA	NA	1	0	0	0	13	3	1	0	0
2012	Baltimore	13	13	98	71	27	2.0	14.0	NA	NA	1	0	0	0	6	0	0	0	0
2013	Tennessee	16	16	142	93	49	0.5	4.5	2	3	3	36	32	0	12	0	0	0	0
NFL Totals		**121**	**101**	**718**	**546**	**172**	**9.5**	**61.0**	**2**	**3**	**12**	**180**	**70t**	**1**	**59**	**10**	**7**	**0**	**16**

PLAYOFFS				TACKLES							INTERCEPTIONS					FUMBLES			
Year	Team	GP	GS	Tot	Solo	Asst	Sk	Yds	QBP	TFL	No	Yds	Lg	TD	PD	FF	FR	Yds	SpT
2006	Kansas City	1	0	0	0	0	0.0	0.0	NA	NA	0	0	0	0	0	0	0	0	1
2011	Baltimore	2	2	17	10	7	0.0	0.0	NA	NA	0	0	0	0	1	0	0	0	0
2012	Baltimore	4	4	17	11	6	0.0	0.0	NA	NA	0	0	0	0	4	1	0	0	0
Playoff Totals		**7**	**6**	**34**	**21**	**13**	**0.0**	**0.0**	**NA**	**NA**	**0**	**0**	**0**	**0**	**5**	**1**	**0**	**0**	**1**

Single-Game Highs

Tackles - 15 vs. Dallas (9/26/10)
Interceptions - 2 at Indianapolis (11/8/09)
Interception Long - 70t vs. Seattle (12/13/09)
Sacks - 1.5 vs. Baltimore (12/13/10)
Forced Fumbles - 2 at Jacksonville (10/24/11)
Fumble Recovery - 2 vs. Oakland (9/14/08)
Passes Defensed - 3 (Three times, last at Denver 12/8/13)

Playoff Single-Game Highs

Tackles - 12 at New England (1/22/12)
Forced Fumbles - 1 at New England (1/20/13)
Passes Defensed - 2 vs. Indianapolis (1/6/13)

Additional Statistics

Touchdowns - 2 (70-yard interception return vs. Seattle,12/13/09; blocked punt recovered in the end zone vs. Jacksonville, 12/31/06)
Blocked Punts - 2 (1 at Arizona, 10/8/06; 1 vs. Jacksonville, 12/31/06)
Blocked Field Goal - 2 (1 at Washington, 9/19/10; 1 vs. San Diego, 9/22/13)
Blocked Extra Point - 1 at Jacksonville (12/22/13)

14



Michael Preston

WIDE RECEIVER • 6'5" • 213 lbs • COLLEGE: HEIDELBERG
ACQUIRED: FREE AGENT - 2011 • NFL EXP. (NFL/TITANS): 2/2
HOMETOWN: EUCLID, OHIO
GAMES PLAYED/GAMES STARTED: 11/0 (PLAYOFFS: 0/0)

PRO: Michael Preston originally joined the Titans as an undrafted free agent prior to the 2011 season. The 6-foot-5-inch, 213-pounder made an early impression on the coaching staff at training camp and spent the entire 2011 campaign on the team's practice squad. He was elevated from the practice squad to the 53-man roster for the final four games of 2012. The Heidelberg product appeared in seven games in 2013 and collected five receptions, including his first two career touchdowns. Preston has unique combination of size and speed and uses his height to make plays on the ball in traffic.

TITANS TIDBITS:
• Preston was literally a late bloomer. The 6-foot-5-inch, 213-pound wideout measured at just 5-foot-4 as freshman at Euclid High School. Preston's coach at Euclid, Mike Rezzolla, calls it "the most incredible physical transformation of a player I've ever seen." As a high schooler, Preston figured he would eventually grow as his dad is 6-foot-3, his mom is 5-foot-11 and his brother is 6-foot-5.

CAREER TRANSACTIONS:
• The Euclid, Ohio, native was signed by the Titans as an undrafted free agent on July 28, 2011.
• Waived on Sept. 2, 2011 and re-signed to the Titans' practice squad on Sept. 4, 2011.
• Re-signed by the Titans as a free agent on Jan. 2, 2012.
• Waived on Aug. 31, 2012 and re-signed to the Titans' practice squad on Sept. 1, 2012.
• Signed from the practice squad to the 53-man roster on Dec. 7, 2012.
• Waived by the Titans on Oct. 16, 2013 and signed to the team's practice squad two days later.
• Signed from the practice squad to the 53-man roster on Dec. 7, 2013.

SEASON RECAPS:
2013 (7/0): Appeared in seven games as a reserve wide receiver and caught five passes for 37 yards with two touchdowns. Was inactive for three games. Played in four games early in the season before being released and signed to the practice squad in mid-October. Re-signed to the active roster on Dec. 7, 2013. Collected a career-high two touchdown receptions against Arizona (12/15/13).
• Against San Diego (9/22), played as a reserve at wide receiver and hauled in one reception for four yards.
• At Denver (12/8), returned to the field as a reserve at wide receiver and caught one pass for six yards.
• Against Arizona (12/15), saw action as a reserve at wide receiver and hauled in a career-high three receptions for 27 yards and the first two touchdown catches of his career. Cut the Cardinals' lead to 34-24 with a 10-yard touchdown grab with 3:12 remaining in the fourth quarter. Tied the game at 34-34 with an eight-yard touchdown grab with 10 seconds left to play in regulation.

2012 (4/0): Appeared in four games as a reserve at wide receiver and caught five passes for 59 yards. Spent the first 13 weeks on the Titans' practice squad. Played in his first career NFL game at Indianapolis (12/9/12).
• At Indianapolis (12/9), made his NFL debut at wide receiver and hauled in an 11-yard reception during the Titans' scoring drive just before halftime.
• Against N.Y. Jets (12/17), saw action as a reserve at wide receiver and collected two receptions for 31 yards. Hauled in a 21-yard reception during the Titans' game-winning touchdown drive late in the third quarter.
• At Green Bay (12/23), played as a reserve at wide receiver and hauled in two receptions for 17 yards. Extended the Titans' touchdown drive with a 10-yard catch on third-and-eight in the fourth quarter.
• Against Jacksonville (12/30), saw action as a reserve at wide receiver and on special teams.

2011 (0/0): Spent the entire 2011 season on the Titans' practice squad.

2011 Arena Football League (3/3 - Utah Blaze): Signed with the Arena Football League's Utah Blaze on June 27, 2011. Played in three games and recorded 26 receptions for 319 yards and five touchdowns.
• Against the Cleveland Gladiators (7/22), less than a week before joining the Titans, led the Blaze in receiving with 10 receptions for 97 yards.

COLLEGE:
• In a four-year career at Heidelberg College, appeared in 39 games and totaled 167 receptions for 2,748 yards and 27 touchdowns. Also fielded nine punts for 38 yards.
• As a senior (2010), set career highs in every receiving category, totaling 76 receptions for 1,213 yards and 15 touchdowns in 10 games. Named first-team All-Ohio Athletic Conference, first-team OhioCollegeFootball.com, first-team AFCA All-American, third-team Associated Press Little All-American, and D3football.com All-Region and third-team All-American. Was a receipient of the Ed Sherman Award for conference's most valuable wide receiver.
• As a junior (2009), played in 10 games and caught 47 passes for 869 yards and eight touchdowns. Named first-team All-Ohio Athletic Conference and second-team OhioCollegeFootball.com.
• As a sophomore (2008), totaled 387 yards and four touchdowns on 26 receptions.
• As a freshman (2007), caught 18 passes for 279 yards.
• Was a double major in business and accounting at Heidelberg.

PERSONAL:
• Single, splits time between Nashville and Maple Heights, Ohio.
• Attended Euclid (Ohio) High School and as a senior was the top reserve wide receiver, collecting 12 receptions.
• Was involved in FCA, BSU, and volunteered with the Seneca County School of Opportunity.
• Born Michael Preston on June 1, 1989 in Cleveland, Ohio.

MICHAEL PRESTON'S GAME-BY-GAME

2012 Tennessee Titans					RECEIVING				
Date		Opp.	W/L	P/S	No	Yds	Avg	Lg	TD
Dec. 9	@	Ind	L	p	1	11	11.0	11	0
Dec 17		NYJ	W	p	2	31	15.5	21	0
Dec 23	@	GB	L	p	2	17	8.5	10	0
Dec 30		Jax	W	p	0	0	-	0	0
Totals			**2-2**	**4/0**	**5**	**59**	**11.8**	**21**	**0**

2013 Tennessee Titans					RECEIVING				
Date		Opp.	W/L	P/S	No	Yds	Avg	Lg	TD
Sept 8	@	Pit	W	IA					
Sept 15	@	Hou	L	p	0	0	-	0	0
Sept 22		SD	W	p	1	4	4.0	4	0
Sept 29		NYJ	W	p	0	0	-	0	0
Oct 6		KC	L	IA					
Oct 13	@	Sea	L	p	0	0	-	0	0
Oct 20		SF	Waived on Oct. 16, 2013						
Nov 3	@	StL							
Nov 10		Jax							
Nov 14		Ind							
Nov 24	@	Oak							
Dec 1	@	Ind							
Dec 8	@	Den	L	p	1	6	6.0	6	0
Dec 15		Ari	L	p	3	27	9.0	10t	2
Dec 22	@	Jax	W	p	0	0	-	0	0
Dec 29		Hou	W	IA					
Totals			**5-5**	**7/0**	**5**	**37**	**7.4**	**10t**	**2**

MICHAEL PRESTON'S NFL STATISTICS

REGULAR SEASON				RECEIVING					RUSHING				
Year	Team	GP	GS	No	Yds	Avg	Lg	TD	Att	Yds	Avg	Lg	TD
2011	Tennessee	0	0	Practice Squad									
2012	Tennessee	4	0	5	59	11.8	21	0	0	0	-	0	0
2013	Tennessee	7	0	5	37	7.4	10t	2	0	0	-	0	0
NFL Totals		**11**	**0**	**10**	**96**	**9.6**	**21**	**2**	**0**	**0**	**-**	**0**	**0**

Single-Game Highs

Receptions - 3 vs. Arizona (12/15/13)
Receiving Yards - 31 vs. N.Y. Jets (12/17/12)
Long Reception - 21 vs. N.Y. Jets (12/17/12)
Touchdowns - 2 vs. Arizona (12/15/13)

81

Rico Richardson

WIDE RECEIVER • 6'1" • 185 lbs • COLLEGE: JACKSON STATE
ACQUIRED: FREE AGENT - 2014 • NFL EXPERIENCE: 1/1
HOMETOWN: NATCHEZ, MISS.
GAMES PLAYED/GAMES STARTED: 0/0 (PLAYOFFS: 0/0)

PRO: Rico Richardson was originally signed as a rookie free agent by the Kansas City Chiefs following the 2013 NFL Draft. Prior to arriving in Tennessee, the 6-foot-1-inch, 185-pounder spent seven weeks on the Houston Texans' practice squad in 2013. The Jackson State product was signed by the Titans late in the 2014 offseason to provide depth at the wide receiver position.

TITANS TIDBITS:
• Richardson ran an impressive time of 4.38 seconds in the 40-yard dash, recorded a 35½-inch vertical jump and 10-foot-1 broad jump at the Super Regionals in Dallas prior to the 2013 NFL Draft.

CAREER TRANSACTIONS:
• The Natchez, Miss., native was originally signed by the Kansas City Chiefs as a rookie free agent on May 1, 2013.
• Waived by the Chiefs on Aug. 31, 2013.
• Signed by the Houston Texans to their practice squad on Nov. 13, 2013.
• Signed by the Texans to a future contract on Dec. 30, 2013.
• Waived by the Texans on May 14, 2014.
• Signed by the Titans as a free agent on June 13, 2014.

SEASON RECAPS:
2013 (0/0 - Houston): Spent the final seven weeks on the Texans' practice squad after signing on Nov. 13, 2013.

COLLEGE:
• Played in 43 games with 20 starts at Jackson State, recording 146 catches for 2,722 yards (18.6 avg.) and 26 touchdowns.
• As a senior (2012), started 12 games and caught 60 passes for 1,153 yards and 11 touchdowns.
• As a junior (2011), started 11 games for the Tigers and hauled in 37 passes for a team-high 896 yards and 11 touchdowns.
• As a sophomore (2010), played in 11 games and tied for third on the team with 34 receptions for 538 yards and four touchdowns. Averaged 15.8 yards per reception and had a long receiving play of 59 yards. Posted a team-high 10 punt returns for 43 yards.
• As a freshman (2009), ranked second in the SWAC in punt return avg. (9.2) and was also fourth on the team in receptions as a true freshman. Played in nine games and caught 15 passes for 135 yards.

PERSONAL:
• Attended Natchez (Miss.) High School and earned first-team all-region honors.
• Set the Natchez school record with 3,500 yards receiving.
• As a senior, recorded 46 receptions for 891 yards and seven touchdowns. Also rushed for 442 yards and six touchdowns on 42 carries.
• Participated in track and field and was the Class 5A state champion in the triple jump (46 feet, 11 inches).
• Also played basketball in high school.
• Born Rico Richardson on July 1, 1991 in Natchez, Miss.

17

Brian Robiskie

WIDE RECEIVER • 6'4" • 212 lbs • COLLEGE: OHIO STATE
ACQUIRED: FREE AGENT - 2014 • NFL EXP. (NFL/TITANS): 6/1
HOMETOWN: CLEVELAND, OHIO
GAMES PLAYED/GAMES STARTED: 38/14 (PLAYOFFS: 0/0)

PRO: Brian Robiskie joined the Titans as a free agent on May 2, 2014 to provide depth and competition at wide receiver. The 6-foot-4-inch, 212-pounder has amassed 43 receptions for 485 yards and four touchdowns in his first five NFL seasons. The former second-round selection of the Cleveland Browns has also spent time with the Jacksonville Jaguars, Detroit Lions and Atlanta Falcons.

CAREER HIGHLIGHTS:
• In 2010, Robiskie appeared in a career-best 14 games and collected a career-high 29 catches for 310 yards and three touchdowns.

TITANS TIDBITS:
• Robiskie's father, Terry, was drafted in the eighth round by the Oakland Raiders in 1977, and spent five seasons playing in the NFL with Oakland (1977-79) and Miami (1980-81) as a fullback. Terry served as an assistant coach with the Cleveland Browns, Oakland Raiders, Miami Dolphins and Washington Redskins, and now serves as the assistant head coach and wide receivers coach with the Atlanta Falcons.
• Robiskie worked as a ball boy with the Cleveland Browns as a youth.

CAREER TRANSACTIONS:
• The Cleveland, Ohio, native was selected by the Cleveland Browns in the third round (36th overall) of the 2009 NFL Draft.
• Waived by the Browns on Nov. 1, 2011 and claimed off waivers by the Jacksonville Jaguars the following day.
• Waived by the Jaguars on Sept. 10, 2012.
• Signed by the Detroit Lions as a free agent on Oct. 24, 2012.
• Waived by the Lions on April 8, 2013.
• Re-signed by the Lions as a free agent on April 15, 2013.
• Released by the Lions on June 24, 2013.
• Signed by the Atlanta Falcons as a free agent on Oct. 10, 2013 and released by the team on Nov. 26, 2013.
• Signed by the Titans as a free agent on May 2, 2014.

SEASON RECAPS:
2013 (1/0 - Atlanta): Appeared in one contest as a reserve with the Falcons. Was inactive for five consecutive games before being released on Nov. 26.

2012 (6/0 - Detroit): Appeared in six games as a reserve and posted four receptions for 44 yards and a touchdown. Signed by the Lions as a free agent on Oct. 24 and was inactive for the first three games and four games overall.
• Against Chicago (12/30), caught two passes for 30 yards, including a nine-yard touchdown.

2011 (6/2 - Cleveland; 0/0 - Jacksonville): Played in six games for the Browns with two starts in the first eight weeks. Waived on Nov. 1 and claimed by the Jacksonville Jaguars. Was inactive for three games for the Jaguars with a hamstring injury and was placed on injured reserve on Dec. 2.
• Against Tennessee (10/2), registered three receptions for 25 yards. Two of his three receptions resulted in first downs.

2010 (14/11 - Cleveland): Started 11 of 14 games and collected 29 catches for 310 yards and three touchdowns.
• Against Carolina (11/28), totaled a career-high seven receptions for 50 yards.
• At Cincinnati (12/19), notched 82 yards on five receptions, including a 46-yard score from Colt McCoy in the fourth quarter for his first career touchdown.
• Against Baltimore (12/26), recorded a 29-yard touchdown catch from Mohamed Massaquoi.
• Against Pittsburgh (1/2), tallied two receptions for 35 yards with a 20-yard touchdown catch to become the first Brown to have a touchdown reception in three straight games since Braylon Edwards in 2007.

2009 (11/1 - Cleveland): Appeared in 11 games as a rookie with one start and recorded seven receptions for 106 yards.
• Against Minnesota (9/13), made his NFL debut in season opener.
• Against San Diego (12/6), posted a season-high four receptions for 69 yards with a long reception of 43 yards.

COLLEGE:
• Was a senior team captain and four-year letterman from 2005-08 at Ohio State.
• Started 32 of 51 games and finished his career ranked eighth in school history with 127 career receptions and ninth with 1,866 receiving yards.
• Scored 24 touchdowns and became only the fourth player in school history with 20 or more career touchdown receptions.
• Was a two-time Academic All-American and was a finalist for the Draddy Trophy as a senior, given to college football's top scholar-athlete. Was a two-time winner of Ohio State's Paul Warfield Outstanding Receiver Award.
• As a senior, totaled 42 receptions for 535 yards (12.7 avg.) and eight touchdowns.
• Had 55 catches for 935 yards and 11 touchdowns as a junior. His 11 touchdowns ranked fourth on the school's single-season list.
• Earned a degree in business marketing at Ohio State.

PERSONAL:
• Single and splits time between Nashville and Cleveland, Ohio.
• Attended Chagrin Falls High School in Ohio and earned first-team All-Ohio honors as a senior. Set school career receiving records with 118 receptions for 1,885 yards and 34 touchdowns.
• Caught 47 passes as a senior for 754 yards and 12 touchdowns and also scored on a 95-yard punt return and an interception return and averaged 14.9 yards per punt run back.
• Led Chagrin Falls to a 9-3 overall record and the conference championship in 2004.
• Was a part of Ohio State's 2007 Big Ten runner-up and NCAA qualifying 4x100 relay in outdoor track.
• Born Brian Anthony Robiskie on Dec. 3, 1987 in Los Angeles, Calif.

BRIAN ROBISKIE'S GAME-BY-GAME

2009 Cleveland Browns — RECEIVING

Date		Opp.	W/L	P/S	No	Yds	Avg	Lg	TD
Sept 13		Min	L	p	0	0	-	-	0
Sept 20	@	Den	L	IA					
Sept 27	@	Bal	L	IA					
Oct 4		Cin	L	p	0	0	-	-	0
Oct 11	@	Buf	W	p	0	0	-	-	0
Oct 18	@	Pit	L	p	1	23	23.0	23	0
Oct 25		GB	L	S	0	0	-	-	0
Nov 1	@	Chi	L	p	0	0	-	-	0
Nov 16		Bal	L	p	0	0	-	-	0
Nov 22	@	Det	L	IA					
Nov 29	@	Cin	L	IA					
Dec 6		SD	L	p	4	69	17.3	43	0
Dec 10		Pit	W	p	0	0	-	-	0
Dec 20	@	KC	W	p	0	0	-	-	0
Dec 27		Oak	W	p	2	14	7.0	11	0
Jan 3		Jax	W	IA					
Totals			**5-11**	**11/1**	**7**	**106**	**15.1**	**43**	**0**

2010 Cleveland Browns — RECEIVING

Date		Opp.	W/L	P/S	No	Yds	Avg	Lg	TD
Sept 12	@	TB	L	p	1	6	6.0	6	0
Sept 19		KC	L	S	1	12	12.0	12	0
Sept 26	@	Bal	L	IA					
Oct 3		Cin	W	IA					
Oct 10		Atl	L	S	1	5	5.0	5	0
Oct 17	@	Pit	L	S	2	13	6.5	8	0
Oct 24	@	NO	W	S	3	25	8.3	16	0
Nov 7		NE	W	p	1	20	20.0	20	0
Nov 14		NYJ	L	S	0	0	-	-	0
Nov 21	@	Jax	L	S	0	0	-	-	0
Nov 28		Car	W	S	7	50	7.1	15	0
Dec 5	@	Mia	W	S	2	10	5.0	5	0
Dec 12	@	Buf	L	S	2	17	8.5	15	0
Dec 19	@	Cin	L	S	5	82	16.4	46t	1
Dec 26		Bal	L	p	2	35	17.5	29t	1
Jan 2		Pit	L	S	2	35	17.5	20t	1
Totals			**5-11**	**14/11**	**29**	**310**	**10.7**	**46t**	**3**

2011 Cleveland Browns — RECEIVING

Date		Opp.	W/L	P/S	No	Yds	Avg	Lg	TD
Sept 11		Cin	L	S	0	0	-	0	0
Sept 18	@	Ind	W	p	0	0	-	0	0
Sept 25		Mia	W	p	0	0	-	0	0
Oct 2		Ten	L	S	3	25	8.3	14	0
Oct 16	@	Oak	L	p	0	0	-	0	0
Oct 23		Sea	W	p	0	0	-	0	0
Oct 30	@	SF	L	DNP					
Totals			**3-4**	**6/2**	**3**	**25**	**8.3**	**14**	**0**

2012 Detroit Lions — RECEIVING

Date		Opp.	W/L	P/S	No	Yds	Avg	Lg	TD
Oct 28		Sea	W	p	0	0	-	0	0
Nov 4	@	Jax	W	IA					
Nov 11	@	Min	L	IA					
Nov 18		GB	L	IA					
Nov 22		Hou	L	p	0	0	-	0	0
Dec 2		Ind	L	IA					
Dec 9	@	GB	L	p	0	0	-	0	0
Dec 16	@	Ari	L	p	1	9	9.0	9	0
Dec 22		Atl	L	p	1	5	5.0	5	0
Dec 30		Chi	L	p	2	30	15.0	21	1
Totals			**3-4**	**6/2**	**4**	**44**	**11.0**	**21**	**1**

2013 Atlanta Falcons — RECEIVING

Date		Opp.	W/L	P/S	No	Yds	Avg	Lg	TD
Oct 20		TB	W	p	0	0	-	-	0
Oct 27	@	Ari	L	IA					
Nov 3	@	Car	L	IA					
Nov 10		Sea	L	IA					
Nov 17	@	TB	L	IA					
Nov 21		NO	L	IA					
Totals			**1-0**	**1/0**	**0**	**0**	**-**	**-**	**0**

BRIAN ROBISKIE'S NFL STATISTICS

				RECEIVING					RUSHING				
Year	Team	GP	GS	No	Yds	Avg	Lg	TD	Att	Yds	Avg	Lg	TD
2009	Cleveland	11	1	7	106	15.1	43	0	0	0	-	0	0
2010	Cleveland	14	11	29	310	10.7	46t	3	0	0	-	0	0
2011	Cleveland	6	2	3	25	8.3	14	0	0	0	-	0	0
2012	Detroit	6	0	4	44	11.0	21	1	0	0	-	0	0
2013	Atlanta	1	0	0	0	-	0	0	0	0	-	0	0
NFL Totals		**38**	**14**	**43**	**485**	**11.3**	**46t**	**4**	**0**	**0**	**-**	**0**	**0**

Single-Game Highs

Receptions - 7 vs. Carolina (11/28/10)
Receiving yards - 82 at Cincinnati (12/19/10)
Long Reception - 46t at Cincinnati (12/19/10)
Touchdowns - 1 (Four times, last vs. Chicago 12/30/12)

Additional Statistics

Special Teams Tackles - 2 (2009), 1 (2013)
Misc. Tackles - 1 (2009), 2 (2010), 1 (2011)
Fumble Recovery - 1 (2011)

71

Michael Roos

TACKLE • 6'7" • 313 lbs • COLLEGE: EASTERN WASHINGTON
ACQUIRED: 2ND ROUND - 2005 • NFL EXP. (NFL/TITANS): 10/10
HOMETOWN: VANCOUVER, WASH.
GAMES PLAYED/GAMES STARTED: 143/143 (PLAYOFFS: 2/2)

2013

PRO BOWLS 2008

PRO: Michael Roos has become one of the NFL's top tackles. Roos' size (6-7, 313 pounds), athleticism and intelligence have made him one of the premier left tackles in the league. He also has been among the most durable of all current linemen, registering starts in all but one game in his first nine seasons—15 games at right tackle and 128 contests at left tackle. The only game he missed from 2005 through 2013 was as a result of an appendectomy in 2012. During that time period, his efforts helped the Titans allow the third-lowest number of sacks in the NFL (244) behind only the Indianapolis Colts and New Orleans Saints. Titans running backs accumulated eight individual 1,000-yard rushing seasons in Roos' first nine seasons. Roos has appeared in the Pro Bowl and has been named first-team *Associated Press* All-Pro (2008).

CAREER HIGHLIGHTS:

• During the 2012 season, Roos' streak of 119 consecutive starts was snapped after he had an emergency appendectomy. At the time, Roos' streak ranked second in the NFL among all offensive tackles, trailing only Detroit's Jeff Backus.
• Roos was the only member of the 2005 NFL Draft class to start all 112 regular season games from 2005 through 2011. No other member of the class even started every game from 2005 through 2010.
• In 2009, was a member of an offensive line that blocked for the NFL's second-best rushing attack (162.0 yards per game) and opened holes for Chris Johnson who became just the sixth player in NFL history to rush for 2,000 yards. Also, part of an offensive front that allowed just 16 sacks, the second fewest in the NFL.
• In 2008, the Eastern Washington product was selected to his first career Pro Bowl and was named first-team Associated Press All-Pro after helping the offensive line allow an NFL-low 12 sacks.
• Roos began playing football as a high school senior and did not play on the offensive line until his sophomore year in college. He gained notoriety among NFL scouts with his impressive showing at the 2005 Senior Bowl, dominating Division I-A players at both left and right tackle spots. At the NFL Combine, he ran the 40-yard dash in 5.3 seconds, bench pressed 225 pounds 19 times and displayed a 29-inch vertical leap.

TITANS TIDBITS:

• Roos is good friends with members of the comedy troupe Broken Lizard, whose films include *Super Troopers* and *Beerfest*. Roos appeared in Broken Lizard's 2012 movie *Babymakers* as a security guard.
• Roos is a travel enthusiast and has spent time during each of the last several offseasons in Europe. He takes an annual golfing trip to Ireland for St. Patrick's Day. He spent a week touring Italy and another week in Adelboden, Switzerland, in 2011, and in 2012, Roos and his wife, Katherine, spent two weeks in Brussels, London and Amsterdam. Roos' 2013 travels took him to Scotland, and in 2014, he visited Croatia.
• In 2010, Roos pledged $500,000 toward the Eastern Washington University's "Red Turf" project at Woodward Field in Cheney, Wash. The red artificial field was the first of its kind, not just in NCAA Division I football, but in the entire country. In the first year the turf was installed, Eastern Washington won the FCS Championship.
• In June 2010, Roos launched his annual Michael Roos Foundation Fish and Chip event at the Coeur d'Alene Resort in Idaho. The three-day event features a night cruise and live auction, bass fishing tournament and golf tournament. The event has been attended by several teammates and other notable guests, including Ahmard Hall, Mike Otto, Jake Scott, David Stewart, Randy Moss, Vince Young, Mark Rypien, Dennis Erickson, Kenny Easley, Jake Locker, Matt Hasselbeck, Steve Hutchinson, Dick Butkus and members of the Broken Lizard comedy troupe. In 2012, Roos finished third in his tournament.
• Roos became just the second Eastern Washington player in school history to have his jersey number permanently retired with a ceremony on Oct. 24, 2009.
• Roos spent the first 10 years of his life in the former Soviet Republic of Estonia, where his family lived in poverty despite his mother, Mae Bates, teaching violin during the day and working nights at a hotel desk. In 1992, one year after the collapse of the Soviet Union, his mother immigrated with him, his brother and his sister to Vancouver, Wash., where they lived with an aunt. In July 2007, Roos, along with his wife, Katherine, traveled back to Estonia for the first time since leaving the country.
• He earned a scholarship to Eastern Washington after playing one season at tight end in high school. He redshirted as a tight end on the football team and also redshirted on the basketball team for one season before focusing exclusively on football. He spent a year playing on the defensive line before switching to offensive tackle, where he started at left tackle every game for the next three seasons, a total of 35 consecutive contests.
• His mother now teaches English as a second language at an Atlanta, Ga., elementary school.
• Roos is believed to be the first Estonian to play in the NFL.
• One of Roos' college coaches was former Titans offensive lineman Tom Ackerman. In scouting Roos, the team – and particularly then-offensive line coach Mike Munchak – was able to speak frankly with Ackerman and gain further insight regarding the rookie's personality and abilities.

CAREER TRANSACTIONS:

• A native of Estonia, Roos was selected by the Titans in the second round (41st overall) of the 2005 NFL Draft.

SEASON RECAPS:

2013 (16/16): Started all 16 games at left tackle. Was voted a team captain for the 2013 season by his teammates.
• Against San Diego (9/22), helped block for an offense that amassed 452 total yards, including 170 on the ground.
• Against N.Y. Jets (9/29), blocked for the Titans' offense that amassed 322 total yards and four touchdowns.
• At St. Louis (11/3), blocked for Titans' ball carriers to gain 198 rushing yards on 35 carries (5.7 avg.).
• Against Jacksonville (11/10), was part of an offensive front that allowed just one sack on 42 pass attempts.
• Against Arizona (12/15), helped protect Ryan Fitzpatrick allowing him to throw for a career-high 402 yards.
• At Jacksonville (12/22), helped open holes for Titans ball carriers to accumulate 182 yards on the ground.

2012 (15/15): Started 15 games at left tackle. Had started 119 consecutive games at tackle for the Titans before suffering an emergency appendectomy and missing the game against Indianapolis (10/28/12).
• At San Diego (9/16), was a member of an offensive front that did not allow a sack on 30 pass attempts.
• Against Detroit (9/23), was a part of an offensive line that did not allow a sack on 42 pass attempts and created time for Jake Locker to amass 378 passing yards.
• At Houston (9/30), helped open holes for Titans rushers to gain 158 yards on the ground, including 141 rushing yards for Chris Johnson.
• At Buffalo (10/21), opened holes for Chris Johnson to amass 195 rushing

yards on just 18 carries.
• Against Indianapolis (10/28), was inactive for the first time after 119 consecutive starts following an emergency appendectomy earlier in the week.
• At Miami (11/11), helped open holes for Titans' rushers to gain 177 rushing yards on 37 carries.
• Against N.Y. Jets (12/17), helped open holes for Titans' ball carriers to gain 167 yards on the ground.

2011 (16/16): Named to the *Sporting News* All-Pro team. Started all 16 games at left tackle and was a part of a unit that allowed just 24 sacks, which tied for the second-lowest total in the NFL. Made his 100th career start at Cleveland (10/2/11).
• Against Baltimore (9/18), was a member of an offensive front that did not allow a sack on 42 pass attempts.
• Against Denver (9/25), was a part of an offensive front that provided time for Matt Hasselbeck to amass 311 passing yards.
• At Cleveland (10/2), made his 100th consecutive start at tackle and was a member of an offensive line that did not allow a sack. Helped open holes for Chris Johnson to amass 101 rushing yards on 23 carries.
• At Carolina (11/13), was a member of an offensive line that opened holes for Titans' ball carriers to gain 172 yards on the ground.
• Against Tampa Bay (11/27), was a member of an offensive front that opened holes for Titans' ball carriers to gain 202 yards on the ground, including 190 rush yards by Chris Johnson.
• At Buffalo (12/4), helped block for Titans' rushers gain 187 yards on 31 carries (6.0 avg.).
• Against Jacksonville (12/24), started at left tackle and provided protection for Matt Hasselbeck to register 350 passing yards.

2010 (16/16): Started 16 games at left tackle and was a member of an offensive front that opened holes for Titans' ball carriers to gain 1,727 rushing yards in 2010.
• Against Oakland (9/12), was a member of an offensive front that opened holes for Titans' rushers to gain 205 yards on the ground.
• At N.Y. Giants (9/26), was a part of an offensive line that opened holes for Titans' rushers to gain 161 yards on the ground.
• At Jacksonville (10/18), was a part of an offensive front that did not allow a sack in 21 pass attempts. Member of a unit that opened holes for Titans' ball carriers to gain 153 rushing yards.
• Against Philadelphia (10/24), was a member of an offensive front that did not give up a sack in the second half, allowing Kerry Collins to rack up 214 passing yards after halftime in the victory.
• At San Diego (10/31), was a part of an offensive line that did not allow a sack on 36 pass attempts.
• Against Indianapolis (12/9), started at left tackle and was a part of an offensive front that did not allow a sack on 39 pass attempts and opened holes for Titans' ball carriers to gain 121 yards on the ground.
• At Indianapolis (1/2), was a member of an offensive front that allowed just one sack on 39 pass attempts, while Kerry Collins amassed 300 yards passing.

2009 (16/16): Started all 16 games for the fifth consecutive season and was named an AP second-team All-Pro. Member of an offensive line that blocked for the NFL's second-best rushing attack (162.0 yards per game) and opened holes for Chris Johnson who became just the sixth player in NFL history to rush for 2,000 yards. Part of an offensive front that allowed just 16 sacks, the second fewest in the NFL. Helped open holes for Titans' rushers to gain 305 rushing yards, the second most yards on the ground in franchise history, against Jacksonville (11/1/09).
• Against Houston (9/20), helped open holes for the Titans to gain 240 yards on the ground, including a then career-best 197 rushing yards from Chris Johnson.
• Against Jacksonville (11/1), blocked for Titans' rushers to gain 305 rushing yards, the second most yards on the ground in franchise history. Part of an offensive front that did not allow a sack on 18 pass attempts in the Titans' 30-13 victory. Helped Chris Johnson set the franchise record with 228 rushing yards.
• Against Arizona (11/29), was a part of an offensive front that helped the unit amass 532 total yards in the Titans' 20-17 come-from-behind victory.
• At Seattle (1/3), was a member of an offensive front that opened holes for Chris Johnson to gain 134 yards on the ground, allowing him to surpass 2,000 rushing yards for the season. Part of an offensive line that did not allow a sack on 28 pass attempts in the Titans' season-ending 17-13 victory.

2008 (16/16, 1/1): Selected to his first career Pro Bowl and was named first-team Associated Press All-Pro after starting all 16 games at left tackle. Was also selected to All-Pro or All-NFL teams by the Dallas Morning News, Pro Football Weekly/Professional Football Writers of America, Sports Illustrated and Sporting News. Part of an offensive line that allowed an NFL-low 12 sacks in 2008. Member of an offensive line that opened holes for Titans' rushers to gain a franchise-record 332 rushing yards at Kansas City (10/19). Part of an offensive front that did not allow a sack for five consecutive games (9/21/08 – 10/27/08).
• At Cincinnati (9/14), helped pave the way for Titans' rushers to gain 177 yards on the ground in the 24-7 road victory. Saved a turnover by recovering a Kerry Collins' fumble at the Tennessee 38-yard line in the second quarter.
• At Baltimore (10/5), member of an offensive line that did not allow a sack on 32 pass attempts in the Titans' 13-10 comeback victory over the Ravens. Marked the third consecutive game the front did not allow a sack.
• At Kansas City (10/19), member of an offensive front that opened holes for Tennessee ball carriers to rush for a franchise-record 332 rushing yards in the Titans' commanding 34-10 road victory over the Chiefs. Part of an offensive line that did not allow a sack for the fourth straight game.
• Against Indianapolis (10/27), part of an offensive line that did not allow a sack despite 37 pass attempts in the Titans' 31-21 victory over the Colts on Monday Night Football.
• At Detroit (11/27), member of an offensive front that blocked for Titans' ball carriers to gain 292 yards on the ground in the Titans' commanding 47-10 victory over the Lions on Thanksgiving.
• Against Pittsburgh (12/21), part of an offensive front that helped amass 322 total yards, the most against Pittsburgh this season, in the Titans' 31-14 victory.
• In Divisional playoffs against Baltimore (1/10), helped the Titans offense amass 391 total yards.

2007 (16/16, 1/1): Started all 16 games at left tackle for the third consecutive season. Helped open holes for Titans' rushers to average 131.8 yards per game, ranking the rushing attack fifth in the NFL. Blocked for LenDale White who registered his first 1,000-yard rushing season (1,110) in his second NFL campaign. Part of an offensive front that finished 14th in the league with 30 sacks allowed.
• At Jacksonville (9/9), member of an offensive front that opened holes for Titans' rushers to gain 282 rushing yards, the second-highest total in franchise history.
• At Houston (10/21), member of an offensive line that opened holes for Titans' rushers to gain 155 rushing yards in the Titans' thrilling 38-36 victory over the Texans. Part of an offensive front that allowed just one sack on 42 pass attempts.
• At Indianapolis (12/30), part of an offensive line that opened holes and provided protection allowing the offense to gain 356 total yards in the Titans' 16-10 playoff-clinching victory.

2006 (16/16): Started all 16 games for second consecutive season. Made all 16 starts at left tackle and helped rushing offense rank third in the AFC and fifth in the NFL with 2,214 yards. Helped set franchise season record with 4.7-average yards per carry (seventh in NFL), and was member of line that finished tied for 10th in NFL with 29 sacks allowed. Protected quarterback Vince Young, who was named Associated Press Offensive Rookie of the Year.
• At Indianapolis (10/8), helped offense gain 214 rushing yards and held Colts without a sack.
• Against Indianapolis (12/3), blocked for offense that gained 382 yards, including season-high 219 on ground, and did not allow any sacks for second game of season versus Colts.
• At Buffalo (12/24), helped team rush for 215 yards.

2005 (16/16): Started all 16 games in rookie season – 15 games at right tackle and one contest at left tackle (9/11 at Pittsburgh). Protected quarterback Steve McNair as team ranked ninth in NFL in passing and Chris Brown and Travis Henry combined for 1,186 rushing yards. Helped team finish tied for 10th in league in fewest sacks allowed (31).
• In season opener at Pittsburgh (9/11), started at left tackle against eventual Super Bowl Champions in NFL debut. Started in place of Brad

Hopkins.
• Following week against Baltimore (9/18), started at right tackle and helped offense gain 290 yards in victory. Started at right tackle for remainder of season.

COLLEGE:

• At Eastern Washington, started 35 consecutive games at left tackle after beginning his career as defensive lineman. Earned numerous accolades, including first-team All-American by The NFL Draft Report, American Football Coaches Association and The Sports Network, second-team AP All-American, Division I-AA Offensive Lineman of the Year by The NFL Draft Report, unanimous first-team All-Big Sky Conference and two-time Big Sky All-Academic selection.
• As senior, started all 13 games at left offensive tackle. Contributed 113 knockdown blocks and 17 blocks that resulted in touchdowns while allowing just two sacks all season.
• As junior, started every game at left tackle for second-consecutive season and earned honorable mention All-Big Sky Conference. Totaled 61 knockdown blocks with seven blocks resulting in touchdowns.
• As sophomore, started all 11 games at left tackle and earned honorable mention All-Big Sky honors.
• As redshirt freshman, played in eight games as defensive end and defensive tackle with two starts and totaled 17 tackles, 1.5 sacks, three tackles for loss, one forced fumble and one fumble recovery.
• Graduated in March 2005 with double major in finance and economics.

PERSONAL:

• Married to Katherine (July 2006), couple resides in Nashville and maintains close connections in Vancouver, Wash.
• Named second-team All-Greater St. Helens League as tight end at Mountain View (Vancouver, Wash.) High School after recording 18 receptions for 306 yards and three touchdowns as senior. Also collected 40 tackles and two sacks as defensive lineman.
• Earned All-League honors for Mountain View basketball team and also threw javelin for track & field team (long throw of 185 feet).
• Earned scholar-athlete honors three times in basketball, twice in track and once in football.
• List of favorites: (movies) “The Dark Knight,” “Anchorman,” “Borat,” “Hitman” and “The 40-Year-Old Virgin”; (TV shows) “Family Guy,” “The Office” and “Seinfeld”; (actor) Will Ferrell; (music artist) Brian McKnight; (video games) Madden NFL Football and Call of Duty; (school subject) finance; (food) City House pork belly ham pizza; and (book) “The Da Vinci Code.”
• Born Mihkel Roos on Oct. 5, 1982 in Tallinn, Estonia.

MICHAEL ROOS’ NFL STATISTICS

REGULAR SEASON

Year	Team	GP	GS
2005	Tennessee	16	16
2006	Tennessee	16	16
2007	Tennessee	16	16
2008	Tennessee	16	16
2009	Tennessee	16	16
2010	Tennessee	16	16
2011	Tennessee	16	16
2012	Tennessee	15	15
2013	Tennessee	16	16
NFL Totals		**143**	**143**

PLAYOFFS

Year	Team	GP	GS
2007	Tennessee	1	1
2008	Tennessee	1	1
Playoff Totals		**2**	**2**

Starts Breakdown:
2005 - LT 1, RT 15; 2006 - LT 16; 2007 - LT 16 (Playoffs 1); 2008 - LT 16 (Playoffs 1); 2009 - LT 16; 2010 - LT 16; 2011 - LT 16; 2012 - LT 15; 2013 - LT 16

Additional Career Statistics
Receptions - 1 for 7 yards (2005)
Tackles - 2 (2006), 2 (2007), 3 (2009), 1 (2010), 4 (2011), 1 (2012), 1 (2013)
Fumble Recoveries - 1 (2008), 1 (2013)

20

Bishop Sankey

RUNNING BACK • 5'10" • 209 lbs • COLLEGE: WASHINGTON
ACQUIRED: 2ND ROUND - 2014 • NFL EXP. (NFL/TITANS): ROOKIE
HOMETOWN: WADSWORTH, OHIO
GAMES PLAYED/GAMES STARTED: 0/0 (PLAYOFFS: 0/0)

PRO: The Titans selected Bishop Sankey as the first running back off the board with the 54th overall pick in the 2014 NFL Draft. The 5-foot-10-inch, 209-pounder displays good vision and instincts to go along with extraordinary change of direction and athleticism. The University of Washington product possesses an athletic frame and low center of gravity as a runner, and is a threat out of the backfield as a receiver.

CAREER HIGHLIGHTS:
• As a junior, Sankey was a first-team All-Pac-12 selection, setting a school record with a career-best 1,870 rushing yards and 20 rushing scores.
• As a sophomore (2012), Sankey's 1,439 yards on the ground ranked fourth on Washington's annual record chart. He found the end zone 16 times on the ground, the third-highest total by a Husky in a campaign.

TITANS TIDBITS:
• Sankey's grandfather, Albert, had been blind in his left eye for more than 30 years. When Bishop was younger, Albert used to make a trip at the end of each summer from his home in Montgomery, Ala., to stay with his family in northeast Ohio. Over the summer months, Albert would be a regular at his grandson's peewee football games. By the time Bishop was in middle school, all his grandfather could see on the field were shadows. Finally after a cornea transplant restored sight in his right eye, Albert was able to see Bishop play for the first time at Stanford during his junior campaign.
• Sankey's father, Christopher, is in the Air Force and has been deployed three times to the Middle East.
• Sankey was featured on the ESPN documentary *Draft Academy* which followed him through the draft process.

CAREER TRANSACTIONS:
• The Wadsworth, Ohio, native was selected by the Titans in the second round (54th overall) the 2014 NFL Draft.

COLLEGE:
• During his three-year career at Washington, Sankey appeared in 38 games, starting his last 25 contests. He carried the ball 644 times for 3,496 yards and 37 touchdowns, adding 567 yards and one score on 67 receptions. His 3,496 career rushing yards were the third-most in Huskies' history. In 2013, with a 200-yard game against Washington State in the Apple Cup, he finished the game and the regular season with 1,775 yards for the season, breaking Corey Dillon's 1996 record of 1,695 yards. On the same play on which he passed Dillon, a seven-yard touchdown run in the third quarter, he also broke Napoleon Kaufman's UW career rushing touchdowns record, with his 35th. He decided to forego his senior season and enter the NFL draft in January 2013.

AS A JUNIOR (2013), selected a team captain and was named second-team All-America by the Associated Press, the Football Writers Association of America and the Walter Camp Football Foundation, as well as third-team by Athlon. Earned first-team All-Pac-12 and also named second-team Academic All-Pac-12. Was named one of three finalists for the Doak Walker Award.
• Ended the season ranked first in the Pac-12 and fourth in the nation in rushing yards with 1,870, a school record and 10th-most in Pac-12 history. Also ranked fourth in the nation in rushing yards per game (143.8) and carries (327) and sixth with 20 rushing touchdowns.
• Against Boise State (8/31), opened the season by rushing for 161 yards and two scores on 25 carries.
• At Illinois (9/14), set then career-highs with 35 carries and 208 rushing yards in the win, where he scored one rushing touchdown while catching three passes for 63 yards and a 31-yard score.
• Against Arizona (9/28), broke Corey Dillon's school record with 40 carries in the win. Rushed for 161 yards and a touchdown.
• Against Oregon (10/12), was the first player during season to rush for 100 yards against the Ducks, going for 167 and two scores on 28 carries. Rushed for touchdowns from 60 and 25 yards out.
• Against California (10/26), rushed for a new career-high in the win, going for 241 yards and two touchdowns on 27 carries. The 241 yards were eighth-most in Washington history and passed 1,000 yards in the Cal game, becoming just the fourth UW back ever to rush for 1,000 yards in more than one season.
• At Oregon State (11/23), rushed for 179 yards and a career-high three touchdowns on 23 carries at Oregon State, tying the school record for career rushing touchdowns (34, Napoleon Kaufman, 1991-94).
• Against Washington State (11/29), rushed for 200 yards and a touchdown on 35 carries in the Apple Cup win, his third 200-yard game of the season.

AS A SOPHOMORE (2012), earned honorable mention All-Pac-12 and won the Earle T. Glant "Tough Husky" Award at the team's postseason banquet. Finished the year with 1,439 yards, the third-highest total in UW single-season history. Also had 16 rushing touchdowns, the second-most ever at Washington. His 289 carries were third-most in school history. His 110.7 rushing yards per game ranked eighth at UW while points scored (16 touchdowns) were good for ninth on the Husky season charts.
• At California (11/2), added more career-bests when he rushed for 189 yards and two touchdowns on 29 carries.
• Against Utah (11/10), set a new career-high with 34 carries good for 156 yards and two scores. Also had four catches.
• At Colorado (11/17), ran for 130 yards on 23 carries and caught four passes for 48 yards in the win.
• Against Boise State (12/22), named the MVP of the MAACO Bowl Las Vegas when he rushed for a school bowl-record 205 yards on 30 carries while also catching six passes for 74 yards.

AS A FRESHMAN (2011), saw action in 12 of the Huskies' 13 games, playing both at tailback and on special teams. Carried the ball 28 times for 187 yards with a touchdown. Caught six passes for 14 yards and returned seven kickoffs for 134 yards.
• Against Colorado (10/15), rushed for 71 yards and a touchdown on eight carries.
• At Southern California (11/12), rushed for 22 yards on four carries and caught four passes for 13 yards.
• Majored in communications at Washington.

PERSONAL:
• Splits time between Nashville and Los Angeles, Calif.
• Attended Gonzaga Preparatory School (Spokane, Wa.), lettering in football for three years. Moved to the state of Washington after spending his freshman year in Ohio, where he piled up 1,800 rushing yards on his school's freshmen team.
• Was a two-time Seattle Times all-state selection at running back and finished his career as all-time leading rusher in Greater Spokane League history with 4,355 yards.
• As a senior in 2010, named the Inland Northwest Youth Awards Male Athlete of the Year, 4A first-team all-state by the Associated Press and Greater Spokane League MVP. Rushed for 2,518 yards as a senior, also a GSL record.
• As a junior, rushed for 2,011 yards and 17 touchdowns in nine games,

earning first-team All-GSL and honorable mention 4A all-state from the AP.
• Lettered with the outdoor track team for three seasons, performing as a sprinter, a jumper and on the relay teams.
• Follow Sankey on Twitter and Instagram at @BishopSankey.
• List of favorites: (TV show) "Martin"; (movie) "Friday Night Lights"; (music artists) Tasha Cobbs, Kirk Franklin, Drake, J. Cole and Fred Hammond; (school subject) history; (actor) Will Smith; (book) self-improvement books and non-fiction; (childhood sports hero) Javon Ringer, who he followed closely from his childhood in Ohio; (childhood sports team) Cleveland Indians; (video game) any sports game; and (food) Italian, especially pasta.
• Born Bishop Shaquille Sankey on Sept. 15, 1992 in Wadsworth, Ohio.

BISHOP SANKEY'S COLLEGE STATISTICS

REGULAR SEASON				RUSHING					RECEIVING					KICKOFF RETURNS				
Year	Team	GP	GS	No	Yds	Avg	Lg	TD	No	Yds	Avg	Lg	TD	No	Yds	Avg	Lg	TD
2011	Washington	12	0	28	187	6.7	33	1	6	14	2.3	6	0	7	134	19.1	30	0
2012	Washington	13	12	289	1,439	5.0	61t	16	33	249	7.6	42	0	0	0	-	0	0
2013	Washington	13	13	327	1,870	5.7	60t	20	28	304	10.9	40	1	0	0	-	0	0
College Totals		**38**	**25**	**644**	**3,496**	**5.4**	**61t**	**37**	**67**	**567**	**8.5**	**42**	**1**	**7**	**134**	**19.1**	**30**	**0**

Single-Game Highs
Rushing Attempts - 40 vs. Arizona (9/28/13)
Rushing Yards - 241 vs. California (10/26/13)
Long Rush - 61t vs. Stanford (9/27/12)
Rushing Touchdowns - 3 at Oregon State (11/23/13)
Receptions - 6 (Twice, last vs. Boise State 12/22/12)
Receiving Yards - 74 vs. Boise State (12/22/12)
Long Reception - 42 vs. Boise State (12/22/12)
Receiving Touchdowns - 1 at Illinois (9/14/13)

Additional Career Statistics
Tackles - 1 (2013), 1 (2012)

89

Jason Schepler

TIGHT END • 6'2" • 262 lbs • COLLEGE: NORTHERN ILLINOIS
ACQUIRED: FREE AGENT - 2014 • NFL EXPERIENCE: 1/1
HOMETOWN: SYCAMORE, ILL.
GAMES PLAYED/GAMES STARTED: 0/0 (PLAYOFFS: 0/0)

PRO: Jason Schepler was originally signed as a rookie free agent by the San Francisco 49ers following the 2013 NFL Draft. The 6-foot-2-inch, 262-pounder spent training camp with the 49ers before being released on the final cutdown. The Northern Illinois product was signed by the Titans in the offseason to provide depth at the tight end and fullback spots.

TITANS TIDBITS:
• At Northern Illinois where he majored in electrical engineering, Schepler earned first place with his senior design group for the design and production of an interval timer.
• Schepler's sister, Justine, also attended Northern Illinois and was a member of the volleyball team.

CAREER TRANSACTIONS:
• The Sycamore, Ill., native was originally signed by the San Francisco 49ers as an undrafted free agent on May 14, 2013.
• Waived by the 49ers on June 3, 2013 and re-signed by the team on June 10, 2013.
• Waived by the 49ers on Aug. 31, 2013.
• Signed by the Titans to a future contract on Jan. 4, 2014.

COLLEGE:
• Played in 49 games with 26 starts for Northern Illinois, catching 14 passes for 177 yards and two touchdowns in his career.
• Selected second-team Academic All-American as a senior. Named team captain and caught three passes for 65 yards and a touchdown, helping the Huskies earn a berth in the Orange Bowl. He served as a key blocker for Northern Illinois, which ranked 12th in the NCAA in rushing in 2012 (238.2 yds. per game).
• In 2011, redshirted after injuring his knee during 2011 spring drills.
• In 2010, saw action in all 14 games as NIU's starting tight end. Totaled a career-best eight catches for 93 yards to average 11.6 yards per reception. Selected to the 2010 All-MAC third team by league coaches and was named the team's 2010 Tight End/Fullback of the Year.
• In 2009, played in 10 games and started four at tight end, including the first three games of the season. Slowed by an elbow injury and played with a brace over the final half of the year. Recorded his first collegiate touchdown on a four-yard pass in NIU's victory over Western Illinois. That was the lone catch on the season for the tight end, who is most often used as a blocker in the Huskies' multiple set offense.
• In 2008, saw action in 11 games as a member of special teams and as a backup tight end. Caught two passes for 15 yards. As an up-man on the kickoff unit, returned four kickoffs for 57 yards.
• Graduated with a degree in electrical engineering with a 3.8 GPA from Northern Illinois.

PERSONAL:
• Was a three-year letterwinner at Sycamore (Ill.) High School.
• Named his team's defensive most valuable player as a senior and helped the Spartans to the IHSA playoffs. Named DeKalb Daily Chronicle's 2008 Male Athlete of the Year.
• Earned first team all-conference honors as a junior.
• Wrestled at Sycamore, going 42-6 on the mat in his final season. Earned all-conference honors four times as a heavyweight, where he earned all-state accolades as a junior and was a state qualifier as a senior. Holds the Sycamore record for falls in a career, and ranks third on the school's all-time wins list.
• Also holds the Spartan record in the discus.
• As a senior, named a second-team Academic All-American by CoSIDA and first-team CoSIDA Academic All-District selection.
• An Academic 2010 All-MAC selection by league faculty representatives.
• Nominated for the Allstate AFCA Good Works Team and the Senior CLASS Award.
• Last name is pronounced SHEP-lur.
• Born Jason Howard Schepler on Feb. 6, 1990 in Sycamore, Ill.

86

Adam Schiltz

TIGHT END • 6'4" • 256 lbs • COLLEGE: EMPORIA STATE
ACQUIRED: FREE AGENT - 2013 • NFL EXPERIENCE: 1/1
HOMETOWN: PONCA CITY, OKLA.
GAMES PLAYED/GAMES STARTED: 0/0 (PLAYOFFS: 0/0)

PRO: Adam Schiltz was originally signed as a rookie free agent by the Houston Texans following a minicamp tryout with the team. The 6-foot-4-inch, 256-pounder spent training camp with the Texans before being released on the final cutdown. The Emporia State product spent the 2013 season on the Titans' practice squad and provides depth at both the tight end position and on special teams units.

TITANS TIDBITS:
• Schiltz entered Emporia State as a 225-pound freshman who had never played a down at tight end in his life. He was a high school quarterback before transitioning to tight end in college.

CAREER TRANSACTIONS:
• The Ponca City, Okla., native was originally signed by the Houston Texans as an undrafted free agent on June 6, 2013.
• Waived by the Texans on Aug. 27, 2013.
• Signed by the Titans to their practice squad on Sept. 2, 2013.
• Signed by the Titans to a future contract on Dec. 31, 2013.

SEASON RECAPS:
2013 (0/0 - Tennessee): Spent training camp with the Houston Texans before being released prior to the regular season. Signed by the Titans to their practice squad on Sept. 2 and spent the entire season in that capacity.

COLLEGE:
• Played four seasons at Emporia State and tallied 105 career receptions for 1,290 yards and six receiving touchdowns. Started 31 of 44 games in which he played.
• As a senior (2012), started all 12 games and set career-highs in receptions, receiving yards and receiving touchdowns with 44 receptions for 560 yards (12.7 average) and four touchdowns.
• As a junior (2011), started all 11 games and ranked third on the team in catches and receiving yards with 33 for 425 yards along with one touchdown reception.
• As a sophomore (2010), totaled 10 receptions for 88 yards and one touchdown on the season. Started two games and played in 10 contests.
• As a freshman (2009), finished fourth on the team in both receptions and receiving yards with 18 for 217 yards. Started six games and played in all 11 contests.
• Graduated with a degree in health promotion from Emporia State.

PERSONAL:
• Married to Kelsey Schiltz.
• Attended Ponca City (Okla.) High School and was named an Oklahaoma Coaches Association All-Star.
• Played quarterback in high school and threw for 1,500 yards during his senior season.
• Last name pronounced Shillts.
• Born Adam Michael Schiltz on June 27, 1990 in Ponca City, Okla.

62

Brian Schwenke

CENTER • 6'3" • 318 lbs • COLLEGE: CALIFORNIA
ACQUIRED: 4TH ROUND - 2013 • NFL EXP. (NFL/TITANS): 2/2
HOMETOWN: OCEANSIDE, CALIF.
GAMES PLAYED/GAMES STARTED: 9/9 (PLAYOFFS: 0/0)

PRO: The Titans continued to rebuild their interior offensive line in the fourth round of the 2013 NFL Draft, selecting California center Brian Schwenke. A nimble athlete with a thick build, the 6-foot-3-inch, 318-pounder started nine games at center duing his rookie campaign. Schwenke began his impressive post-college showing at the 2013 Senior Bowl, when he fared well in practices and started for the winning South squad. At the 2013 NFL Combine, he ranked among the event's top offensive linemen in several categories, including the three-cone drill (tied for second place at 7.31 seconds), 40-yard dash (sixth at 4.99 seconds), broad jump (tied for 10th at 108 inches) and bench press (tied for eighth with 31 reps of 225 pounds).

CAREER HIGHLIGHTS:
• As a rookie in 2013, Schwenke started all nine contests in which he appeared at center for the Titans.
• As a senior at Cal, Schwenke played center for the first time. He started all 12 games for the Golden Bears and was named first-team All-Pac-12 by the league's coaches.

TITANS TIDBITS:
• Schwenke was an avid surfer during the time he spent living in Hawaii as a result of his father's job in the Navy.
• His father, Brian Sr., was a SERE (Survival, Evasion, Resistance and Escape) trainer in the Navy from 1990–2002.
• Schwenke spent time training prior to the 2013 NFL Draft with the Titans' eventual first-round pick, guard Chance Warmack.

CAREER TRANSACTIONS:
• A native of Oceanside, Calif., Schwenke was selected by the Titans in the fourth round (107th overall) of the 2013 NFL Draft.

SEASON RECAPS:
2013 (9/9): Started nine games at center in his rookie campaign. Was inactive for seven games, including the first six contests. Appeared in his first career NFL game and registered the start at center against San Francisco (10/20/13).
• Against San Francisco (10/20), made his first career NFL start at center.
• At St. Louis (11/3), started at center and blocked for Titans' ball carriers to gain 198 rushing yards on 35 carries (5.7 avg.).
• Against Jacksonville (11/10), started at center before leaving the game early in the second quarter with an injury.
• At Oakland (11/24), started at center and was a part of an offensive front that protected Ryan Fitzpatrick, allowing him to throw for 320 yards and two touchdowns.
• Against Arizona (12/15), started at center and helped protect Ryan Fitzpatrick allowing him to throw for a career-high 402 yards. Recovered a Ryan Fitzpatrick fumble and rumbled for four yards in the first quarter.
• At Jacksonville (12/22), started at center and helped open holes for Titans ball carriers to accumulate 182 yards on the ground.

COLLEGE:
• In four seasons with the California Golden Bears (2009-12), he played in 48 of 50 possible games. Started 36 of 37 possible contests over his final three campaigns. Started games at three different positions during his career, making 16 starts at left guard, 12 at center and eight at right guard.
• As a senior (2012), named first-team All-Pac-12 by the league's coaches and second-team All-Pac-12 by Phil Steele in his first season as the team's starting center. Added a pair of team honors by capturing the Brick Muller Award as Cal's Most Valuable Lineman and a Cort Majors Team Captain Award. Became one of only five Cal players to start each of the team's 12 games. Moved to center for the first time at Cal during spring practice after spending most of the first three seasons of his collegiate career at guard.
• As a junior (2011), played in and started 12 of the team's 13 games at left guard, missing a contest against Washington State (11/5) due to illness that was the only missed start by the team's five starting offensive linemen all season. Totaled four pancakes, 28 knockdowns and 17 cut blocks.
• As a sophomore (2010), started all 12 games, with the first eight starts coming at left guard before he was moved to right guard for his final four starts.
• As a freshman (2009), played in 12 of 13 possible games off the bench primarily on special teams and as a reserve offensive lineman. He was one of only three true freshmen to play in 2009 along with kicker Vincenzo D'Amato and tailback Isi Sofele.
• Graduated in December 2012 with a degree in political science.

PERSONAL:
• Married to Mandi, and the couple splits time between Nashville and San Diego.
• Attended Oceanside (Calif.) High School, where he was regarded as the state of California's 60th-best overall prospect by Rivals, which also rated him the 44th-best offensive guard in the nation. Ranked as the nation's No. 9 offensive player by ESPN. Named first-team All-State, All-Area, All-County, All-San Diego Section and All-Valley League as a senior in 2008. Added All-Region accolades from both Prepstar and SuperPrep during his senior campaign for a team that finished with a 12-0-1 record and won a regular-season Valley League title, as well as a San Diego Section crown. Also played defense as a senior, contributing 17 tackles.
• As a junior in 2007, selected first-team All-Valley League, second-team All-County and second-team All-State, as his squad finished 12-1 overall and won the state title.
• On Twitter: @BrianSchwenke
• On Instagram: @bmschwenke
• One of his best friends is former University of Kentucky and current Detroit Lions guard Larry Warford.
• List of favorites: (movie) "Pulp Fiction"; (TV show) "Big Bang Theory"; (actor) Tom Hardy; (music artists) Radiohead and Led Zeppelin; (car) his Dodge SRT-10 with a Viper engine; (books) *Harry Potter* series by J. K. Rowling and *The Lord of the Rings* series by J.R.R. Tolkien; (favorite athlete as a child) Jerome Bettis; (video games) Halo and Call of Duty; (school subject) political science; and (food) Kalua pork fried rice.
• Born Brian Max Schwenke Jr. in Waukegan, Ill., on March 22, 1991.

BRIAN SCHWENKE'S NFL STATISTICS

REGULAR SEASON

Year	Team	GP	GS
2013	Tennessee	9	9
NFL Totals		**9**	**9**

Starts Breakdown:
2013 - C 9

Additional Career Statistics
Fumble Recovery - 1 for 4 yards (2013)
Tackles - 2 (2013)

24

Coty Sensabaugh

CORNERBACK • 5'11" • 187 lbs • COLLEGE: CLEMSON
ACQUIRED: 4TH ROUND - 2012 • NFL EXP. (NFL/TITANS): 3/3
HOMETOWN: KINGSPORT, TENN.
GAMES PLAYED/GAMES STARTED: 30/6 (PLAYOFFS: 0/0)

PRO: The Titans used their fourth-round pick in the 2012 NFL Draft on cornerback Coty Sensabaugh. The 5-foot-11-inch, 187-pounder contributed immediately as a rookie by appearing in all 16 games primarily on special teams and as a slot corner in the nickel package. He continued in the nickel role in his second season. Respected for his work ethic and intelligence, Sensabaugh also possesses tremendous athleticism. Considered a late bloomer by many after beginning his college career as a special teams player and reserve cornerback, he nevertheless became one of the Clemson's top performers by the end of his tenure in Death Valley.

CAREER HIGHLIGHTS:
• In 2013, Sensabaugh continued his role as the team's nickel defensive back. He registered 37 tackles and six passes defensed in 14 games.
• As a rookie in 2012, Sensabaugh played in all 16 games and notched 27 tackles and three passes defensed.

TITANS TIDBITS:
• Beginning in 2013, he has taken a day each offseason to run the Sensabaugh Camp Classic at Dobyns-Bennett High School in Kingsport, Tenn.
• During the 2013 offseason, Sensabaugh launched a 10-week campaign to become The Leukemia & Lymphoma Society Man of the Year in Nashville. He personally titled his campaign "A Fight for Jamaar" in honor of his brother. When Sensabaugh was 11, his older brother, Jamaar, died from leukemia a week after being diagnosed. Unique events that highlighted Coty's personal campaign included a fashion show with his teammates, as well as a fellowship dinner in his hometown of Kingsport. Sensabaugh is determined to launch a non-profit organization in Jamaar's name to raise awareness and money to combat the disease, and he wants to continue to be an active spokesperson for the cause.
• He grew up on the same street in Kingsport, Tenn., as his second cousin, former NFL safety Gerald Sensabaugh.
• Sensabaugh is a self-described "shoe fanatic."

CAREER TRANSACTIONS:
• The Kingsport, Tenn., native was selected by the Titans in the fourth round (115th overall) of the 2012 NFL Draft.

SEASON RECAPS:
2013 (14/3): Played in 14 games with three starts at nickel back and registered 37 tackles, including a stop for loss, six passes defensed and two fumble recoveries. Collected six special teams tackles on coverage units. Placed on injured reserve on Dec. 18, 2013. Tied for the team lead in passes defensed once in 2013 (vs. JAX).
• At Pittsburgh (9/8), tallied four tackles. Collected a special teams tackle on coverage units. Broke up a deep pass intended for Jerricho Cotchery in the fourth quarter.
• Against N.Y. Jets (9/29), posted three tackles and a pass defensed. Notched a special teams stop on coverage units. Batted down a pass intended for Kellen Winslow in the fourth quarter.
• Against Kansas City (10/6), recorded a tackle and a fumble recovery before leaving the game in the third quarter with an injury. Posted a special teams tackle on coverage units. Pounced on a Jamaal Charles fumble that was forced by Michael Griffin at the Chiefs' 48-yard line in the second quarter.
• At Seattle (10/13), tallied four tackles, including a stop for loss. Stuffed Golden Tate for a three-yard loss on a short pass in the third quarter.
• At St. Louis (11/3), collected three tackles and a fumble recovery. Stopped a Rams' drive by recovering a Benny Cunningham fumble at the Titans' 10-yard line in the first stanza.
• Against Jacksonville (11/10), started at cornerback as the team opened the game in a nickel package and notched a pass defensed. Halted a Jaguars' drive by breaking up a third-and-six pass intended for Ace Sanders in the first quarter.
• Against Indianapolis (11/14), tied a then-career high with five tackles. Notched a solo special teams tackle on coverage units.
• Against Arizona (12/15), compiled a career-high seven tackles and a pass defensed. Forced the Cardinals to punt by breaking up a pass intended for Larry Fitzgerald on third-and-11 in the second quarter.

2012 (16/3): Saw action in all 16 games with three starts as a rookie at cornerback and registered 27 tackles and three passes defensed. Collected four special teams tackles on coverage units. Played in his first career NFL game against New England (9/9/12). Made his first career start at cornerback against Chicago (11/4/12). Tied for the team lead in passes defensed once in 2012 (at MIA). Tied for the team lead in special teams tackles twice in 2012 (at MIN, vs. NYJ).
• Against New England (9/9), made his NFL debut as a reserve on special teams, while seeing limited action at cornerback.
• At Minnesota (10/7), tied for the team lead with a special teams tackle. Stonewalled Marcus Sherels for no gain on a punt return in the second quarter.
• At Chicago (11/4), made his first career NFL start as the nickel back and notched five tackles.
• At Miami (11/11), played as a reserve as the team's nickel back and recorded three solo tackles and two passes defensed. Broke up a pass intended for Jabar Gaffney in the third quarter. Halted a Dolphins' drive by deflecting a short pass intended for Davone Bess on third-and-five in the final stanza.
• At Indianapolis (12/9), saw action as a reserve at cornerback and tallied three solo tackles and a pass defensed. Knocked down a pass intended for Dwayne Allen late in the second quarter.
• At Green Bay (12/23), started at cornerback as the team opened the game in the nickel package and totaled four tackles.

COLLEGE:
• In four seasons at Clemson, Sensabaugh appeared in 52 games with 17 starts. He totaled 87 tackles, two tackles for loss, four interceptions, two quarterback pressures and 18 passes defensed. He had one interception in each of his four seasons. After sitting out the first game of his redshirt freshman season, Sensabaugh went on to play in 52 of Clemson's next 53 contests, including starts in all 14 games as a senior.
• As a senior (2011), named permanent team co-captain and started all 14 games. Concluded the campaign with 40 tackles, one tackle for loss, one interception, two quarterback pressures, and a team-high 13 passes defensed. Credited with 993 snaps, which set a school record for a defensive player.
• As a junior (2010), notched 28 tackles, a tackle for loss, an interception and two passes defensed in 13 games (three starts).
• As a sophomore (2009), played in 13 games and registered 14 tackles, one interception and two passes defensed. Saw action on defense in 10 total contests and participated exclusively on special teams in three games.
• As a redshirt freshman (2008), spent the season as a second-team cornerback. Did not play in the season-opener but played in each of the last 12 contests. Played on defense in nine contests in addition to regular duty on special teams. Totaled five tackles and one interception.
• Redshirted in 2007.
• Graduated in May 2011 with a degree in communication studies.

PERSONAL:

- Single, splits time between Nashville and Kingsport, Tenn.
- Named team MVP as a senior at Dobyns-Bennett (Kingsport, Tenn.) High School after totaling four interceptions as a defensive back and 48 receptions for 915 yards and 14 touchdowns as a wide receiver. Helped his team advance to the state quarterfinals after earning a 12-1 record and conference title.
- Also played basketball for four years and was a starting guard for two years. He led the team as a junior with 17.3 points per game.
- Ran multiple events in track, including the 100-meter, 200, 100 relay and 200 relay.
- Follow Sensabaugh on Twitter at @cotysense.
- List of favorites: (movie) Friday; (TV show) "Martin"; (actor) Denzel Washington; (music artist) Jay-Z and Nas; (school subject) history; (car) Benz S550; (food) "my mom and dad's cooking"; (sports heroes) Penny Hardaway; and (favorite sports team other than the Titans) Miami Heat.
- Born Coty Alexander Sensabaugh on Nov. 15, 1988 in Kingsport, Tenn.

COTY SENSABAUGH'S GAME-BY-GAME

2012 Tennessee Titans

Date	Opp	W/L	P/S	Tot	Solo	Asst	Sk	- Yds	QBP	TFL	Int	- Yds	-TD	PD	FF	FR	- Yds	SpT
Sept 9	NE	L	p	0	0	0	0.0	0.0	0	0	0	0	0	0	0	0	0	0
Sept 16	@ SD	L	p	2	1	1	0.0	0.0	0	0	0	0	0	0	0	0	0	0
Sept 23	Det	W	p	2	2	0	0.0	0.0	0	0	0	0	0	0	0	0	0	0
Sept 30	@ Hou	L	p	0	0	0	0.0	0.0	0	0	0	0	0	0	0	0	0	0
Oct 7	@ Min	L	p	0	0	0	0.0	0.0	0	0	0	0	0	0	0	0	0	1
Oct 11	Pit	W	p	0	0	0	0.0	0.0	0	0	0	0	0	0	0	0	0	0
Oct 21	@ Buf	W	p	0	0	0	0.0	0.0	0	0	0	0	0	0	0	0	0	0
Oct 28	Ind	L	p	0	0	0	0.0	0.0	0	0	0	0	0	0	0	0	0	1
Nov 4	Chi	L	S	5	4	1	0.0	0.0	0	0	0	0	0	0	0	0	0	0
Nov 11	@ Mia	W	p	3	3	0	0.0	0.0	0	0	0	0	0	2	0	0	0	0
Nov 25	@ Jax	L	p	2	2	0	0.0	0.0	0	0	0	0	0	0	0	0	0	0
Dec 2	Hou	L	p	1	1	0	0.0	0.0	0	0	0	0	0	0	0	0	0	0
Dec 9	@ Ind	L	p	3	3	0	0.0	0.0	0	0	0	0	0	1	0	0	0	0
Dec 17	NYJ	W	p	2	2	0	0.0	0.0	0	0	0	0	0	0	0	0	0	1
Dec 23	@ GB	L	S	4	2	2	0.0	0.0	0	0	0	0	0	0	0	0	0	0
Dec 30	Jax	W	S	3	3	0	0.0	0.0	0	0	0	0	0	0	0	0	0	1
Totals		**6-10**	**16/3**	**27**	**23**	**4**	**0.0**	**0.0**	**0**	**0**	**0**	**0**	**0**	**3**	**0**	**0**	**0**	**4**

2013 Tennessee Titans

Date	Opp	W/L	P/S	Tot	Solo	Asst	Sk	- Yds	QBP	TFL	Int	- Yds	-TD	PD	FF	FR	- Yds	SpT
Sept 8	@ Pit	W	p	4	3	1	0.0	0.0	0	0	0	0	0	0	0	0	0	1
Sept 15	@ Hou	L	S	2	0	2	0.0	0.0	0	0	0	0	0	0	0	0	0	2
Sept 22	SD	W	p	4	3	1	0.0	0.0	0	0	0	0	0	0	0	0	0	0
Sept 29	NYJ	W	p	3	2	1	0.0	0.0	0	0	0	0	0	1	0	0	0	1
Oct 6	KC	L	p	1	1	0	0.0	0.0	0	0	0	0	0	0	0	1	0	1
Oct 13	@ Sea	L	p	4	4	0	0.0	0.0	0	1	0	0	0	0	0	0	0	0
Oct 20	SF	L	p	1	1	0	0.0	0.0	0	0	0	0	0	1	0	0	0	0
Nov 3	@ StL	W	p	3	3	0	0.0	0.0	0	0	0	0	0	0	0	1	0	0
Nov 10	Jax	L	S	0	0	0	0.0	0.0	0	0	0	0	0	1	0	0	0	0
Nov 14	Ind	L	p	5	5	0	0.0	0.0	0	0	0	0	0	0	0	0	0	1
Nov 24	@ Oak	W	p	0	0	0	0.0	0.0	0	0	0	0	0	0	0	0	0	0
Dec 1	@ Ind	L	p	2	1	1	0.0	0.0	0	0	0	0	0	1	0	0	0	0
Dec 8	@ Den	L	S	1	1	0	0.0	0.0	0	0	0	0	0	1	0	0	0	0
Dec 15	Ari	L	p	7	5	2	0.0	0.0	0	0	0	0	0	1	0	0	0	0
Dec 22	@ Jax	Placed on injured reserve on Dec. 18, 2013																
Dec 29	Hou																	
Totals		**5-9**	**14/3**	**37**	**29**	**8**	**0.0**	**0.0**	**0**	**1**	**0**	**0**	**0**	**6**	**0**	**2**	**0**	**6**

COTY SENSABAUGH'S NFL STATISTICS

REGULAR SEASON				TACKLES							INTERCEPTIONS					FUMBLES			
Year	Team	GP	GS	Tot	Solo	Asst	Sk	Yds	QBP	TFL	No	Yds	Lg	TD	PD	FF	FR	Yds	SpT
2012	Tennessee	16	3	27	23	4	0.0	0.0	0	0	0	0	0	0	3	0	0	0	4
2013	Tennessee	14	3	37	29	8	0.0	0.0	0	1	0	0	0	0	6	0	2	0	6
NFL Totals		**30**	**6**	**64**	**52**	**12**	**0.0**	**0.0**	**0**	**1**	**0**	**0**	**0**	**0**	**9**	**0**	**2**	**0**	**10**

Single-Game Highs

Tackles - 7 vs. Arizona (12/15/13)
Pass Defensed - 2 at Miami (11/11/12)
Fumble Recovery - 1 (Twice, last at St. Louis 11/3/13)
Special Teams Tackles - 2 at Houston (9/15/13)

60

Chris Spencer

CENTER/GUARD • 6'3" • 308 lbs • COLLEGE: MISSISSIPPI
ACQUIRED: UNRESTRICTED FREE AGENT (CHI) - 2013
NFL EXP. (NFL/TITANS): 10/2 •HOMETOWN: FLORA, MISS.
GAMES PLAYED/GAMES STARTED: 121/90 (PLAYOFFS: 6/6)

PRO: Chris Spencer was signed by the Titans as an unrestricted free agent during the 2013 offseason to provide veteran competition in the interior of the offensive line. The 6-foot-3-inch, 308-pounder is a versatile player that has starting experience at center and both guard spots. In his first campaign with the Titans, the former first-round selection appeared in all 16 games and started one contest at center. In his first eight NFL seasons, Spencer appeared in 105 games with 89 starts while playing with the Chicago Bears (2011-2012) and Seattle Seahawks (2005-2010).

CAREER HIGHLIGHTS:

• In 2011, Spencer started 14 games at right guard and helped the Bears offense eclipse the 2,000-yard rushing mark (2,015), while averaging 4.4 yards per carry.
• In 2010, Spencer started all 16 games at center for the division champion Seahawks.
• In 2007, Spencer started all 16 games at center for the first time in his career and helped open holes for a Seahawks' rushing attack that amassed 1,619 yards on the ground.

TITANS TIDBITS:

• Spencer was part of the nationally ranked and undefeated Madison Central (Miss.) High School football team in 2000. The team had five future NFL players on the roster.
• Spencer has competition for the most athletic person in his family. His wife, Katherine, was an all-conference volleyball player at Coastal Carolina.

CAREER TRANSACTIONS:

• The Madison, Miss., native was originally selected by the Seattle Seahawks in the first round (26th overall) of the 2005 NFL Draft.
• Signed by the Chicago Bears as an unrestricted free agent on July 31, 2011.
• Signed by the Titans as an unrestricted free agent on April 5, 2013.

SEASON RECAPS:

2013 (16/1 - Tennessee): Appeared in all 16 games with one start at center in his first season with the Titans. Played primarily as a reserve on special teams.
• Against Jacksonville (11/10), entered the game at center early in the second quarter after Brian Schwenke left with an injury. Part of an offensive front that allowed just one sack on 42 pass attempts.
• Against Indianapolis (11/14), made his first start of the season at center.
• Against Houston (12/29), saw limited action as a reserve at left guard before Andy Levitre returned after dealing with an injury.

2012 (10/5 – Chicago): Played in 10 games with five starts. Started three games at left guard and the final two contests at right guard. Dressed but did not play in four games. Was inactive for two games.

2011 (15/14 – Chicago): Started 14 of 15 games played at right guard. Helped Bears offense eclipse 2,000-yard rushing mark (2,015) for second time in 21 years, while averaging 4.4 yards per carry, highest team total since 1990. Did not play in Week 5 at Detroit (10/10) due to hand injury.
• Against Carolina (10/2), started at right guard when Matt Forte rushed for 205 yards, tied for second most in Bears single-game history.

2010 (16/16, 2/2 – Seattle): Started all 16 games at center for the second time in his career. Also started both postseason contests. Helped block for Matt Hasselbeck's 3,000-yard passing season.

2009 (14/14 – Seattle): Started all 14 games he played. Was inactive for the first two games because of injury. Started the next 11 contests at center before being moved to right guard for the final three games.
• At Arizona (11/15), while snapping the ball left handed after injuring his right thumb during practice, helped block for a rushing attack that posted 164 yards against the NFL's fourth-ranked run defense.

2008 (11/11 – Seattle): Started the first 11 games of the season at center. Was inactive for one game before being placed on injured reserve for the remainder of the campaign.
• Against St. Louis (9/21), helped team rush for 245 yards, the most since club record 320 yards against Houston (10/16/05).

2007 (16/16, 2/2 – Seattle): Started all 16 games at center for the first time in his career. Shifted to the center position following Robbie Tobeck's retirement in the offseason. Also started both postseason contests.
• At Atlanta (12/30), part of offensive line that helped team rush for 2007 season high 167 yards.

2006 (16/13, 2/2 – Seattle): Played in all 16 games, making 13 starts. Started five games at left guard before shifting to center. Started the final eight regular season games and both postseason contests at center.
• Against N.Y. Giants (9/24), made his first career start at left guard.
• Against Green Bay (11/27), helped Shaun Alexander to gain 201 yards on a franchise-record 40 carries on Monday Night Football.

2005 (7/0, 0/0 – Seattle): As a rookie, played in seven games as a reserve. Was named to the PWA/PFWA All-Rookie Team. Helped block for 1,000-yard rushing season by Shaun Alexander.

COLLEGE:

• Entered the draft after his junior season at Ole Miss.
• Started only one year at Ole Miss but performance earned regard as one of the elite blockers in college football.
• Started all 11 games at center for Rebels as a junior. Named All-SEC by Southeastern Football Saturdays. Earned honorable mention All-SEC honors from the Associated Press.
• Majored in Criminal Justice at Mississippi.

PERSONAL:

• Married to Katherine and has two sons, Jaxon and Maxwell, and a daughter, Madyson.
• Attended Madison Central High School and was considered one of the top linemen in the nation and top overall player from Mississippi as a senior.
• Earned Parade, SuperPrep, Prep Football Report, *USA Today* and Reebok's ESPN All-America first-team honors. Rated as second-best offensive lineman in nation by SuperPrep. Added Prepstar Super 30 All-Southeast Region and *Orlando Sentinel* All-Southern first-team accolades.
• Selected Player of Year in Mississippi by both Gatorade and Jeff Whitaker's Deep South Football publication.
• Helped Madison Central to Class 5A state championship in 1999 and a perfect 15-0 record.
• Won Class 5A Super Heavyweight power-lifting championship of Mississippi both junior and senior year. Holds all state prep lift records. Broke own state record senior year in powerlifting competition.
• List of favorites: (movie) "Life"; (TV show) "Game of Thrones"; (actor) Morgan Freeman; (music artist) Al Green; (school subject) Math; (food)

pizza ; (sports hero) Jerry Rice; and (sports team as a child) San Francisco 49ers.

- Born Christopher Clark Spencer on March 28, 1982 in Madison, Miss.

CHRIS SPENCER'S NFL STATISTICS

REGULAR SEASON

Year	Team	GP	GS
2005	Seattle	7	0
2006	Seattle	16	13
2007	Seattle	16	16
2008	Seattle	11	11
2009	Seattle	14	14
2010	Seattle	16	16
2011	Chicago	15	14
2012	Chicago	10	5
2013	Tennessee	16	1
NFL Totals		**121**	**90**

PLAYOFFS

Year	Team	GP	GS
2006	Seattle	2	2
2007	Seattle	2	2
2010	Seattle	2	2
Playoff Totals		**6**	**6**

Starts Breakdown:

2006 - LG 5, C 8 (Playoffs C 2); 2007 - C 16 (Playoffs C 2); 2008 - C 11; 2009 - C 11, RG 3; 2010 - C 16 (Playoffs C 2); 2011 - RG 14; 2012 - LG 3, RG 2; 2013 - C 1

39

Daimion Stafford

SAFETY • 6'1" • 218 lbs • COLLEGE: NEBRASKA
ACQUIRED: 7TH ROUND - 2013 • NFL EXP. (NFL/TITANS): 2/2
HOMETOWN: RIVERSIDE, CALIF.
GAMES PLAYED/GAMES STARTED: 16/0 (PLAYOFFS: 0/0)

PRO: The Titans selected hard-hitting, physical safety Daimion Stafford in the seventh round of the 2013 NFL Draft. Stafford played as a reserve safety in his rookie campaign and contributed immediately on special teams, appearing in all 16 contests. He developed a reputation as a sure tackler and playmaker during his two seasons at Chaffey (Rancho Cucamonga, Calif.) College and two seasons at the University of Nebraska.

CAREER HIGHLIGHTS:
• In 2013, Stafford was one of two Titans rookies, along with Chance Warmack, to play in all 16 games. Stafford ranked fourth on the team with 12 special teams tackles.
• As a senior at Nebraska, Stafford was named first-team All-Big Ten in a media poll after starting 14 games, leading the team with four interceptions and ranking second on the squad with 96 tackles.

TITANS TIDBITS:
• At Norco (Calif.) High School, his coach was Todd Gerhart, the father of Minnesota Vikings running back Toby Gerhart.
• Navigating through his youth was not always an easy process for Stafford and his two sisters. But thanks to the efforts of many, he persevered. Those that inspired and helped him included his mother, LaTanya Henderson; Norco High School guidance counselor Kristine McCollough; Norco football coach Todd Gerhart; and Daniel Kelley, the head of his "second family." Stafford spent time living with the Gerhart and Kelley families during high school.
• In his first game at Nebraska against Chattanooga, Stafford a made thunderous tackle and forced a fumble on the play. A replay of the hit on YouTube received over 60,000 views.

CAREER TRANSACTIONS:
• The Riverside, Calif., native was selected by the Titans in the seventh round (248th overall) of the 2013 NFL Draft.

SEASON RECAPS:
2013 (16/0): Appeared in all 16 games as a reserve in his rookie campaign and ranked fourth on the team with 12 special teams tackles and recovered an onside kick. Posted a tackle on defense. Led or tied for the team lead in special teams tackles twice in 2013 (vs. JAX, at IND).
• At Pittsburgh (9/8), made his NFL debut as a reserve on special teams coverage units and tallied a special teams tackle.
• At Houston (9/15), played as a reserve and compiled two special teams tackles on coverage units.
• Against Jacksonville (11/10), led the team with two special teams tackles on coverage units. Stuffed Ace Sanders for a two-yard loss on a punt return in the first quarter.
• At Oakland (11/24), posted a solo special teams tackle. Forced a Jacoby Ford fumble on a punt return but the loose ball was recovered by the Raiders.
• At Indianapolis (12/1), tied for the team lead with two special teams tackles.
• At Denver (12/8), saw limited action as a reserve safety and totaled a solo tackle on defense. Collected a special teams stop.
• Against Arizona (12/15), compiled a solo special teams stop. Pounced on Rob Bironas' onside kick with 44 seconds left in the fourth quarter.

COLLEGE:
• Stafford attended Nebraska after being one of the most highly sought-after prospects in the junior-college ranks. He played in 21 total games at Chaffey College in Rancho Cucamonga, Calif., during the 2009 and 2010 seasons. Then, at Nebraska, he started 26 of 27 games and totaled 176 tackles, 1.5 sacks, a quarterback pressure, seven tackles for loss, four interceptions, 17 passes defensed, three forced fumbles and two fumble recoveries. His 176 tackles in his two seasons at Nebraska made up the fourth-best total in school history among two-year players.
• As a senior (2012), named first-team All-Big Ten from the media, BTN, ESPN and Phil Steele, while earning second-team honors from the league's coaches. Started 14 games and ranked second on the team with 96 tackles. He had a team-high four interceptions and added four tackles for loss, a sack, seven passes defensed, two forced fumbles and two fumble recoveries. Helped Nebraska lead the nation in opponent pass completion percentage, while ranking in the top 10 in pass efficiency defense and passing yards allowed.
• As a junior (2011), named honorable mention All-Big Ten by the media in his first season with the Cornhuskers. Totaled 80 tackles to rank third on the team and rank first among defensive backs. Added a team-high 10 pass breakups, along with three tackles for loss and a half sack.
• As a sophomore (2010), played in 11 games for Chaffey College and tied for the team lead with five interceptions. Ranked fourth on the squad with 62 tackles and added three tackles for loss, six total passes defensed. Led the team with 17 kickoff returns for 475 yards (27.9 avg.), including a 100-yard touchdown return (11/13 vs. Antelope Valley), and also returned nine punts for 136 yards (15.1 avg.).
• As a freshman (2009), played in 10 games and finished second on the team with 85 tackles during his first season with the Chaffey College Panthers. Led the defense with four interceptions and added 1.5 tackles for loss, 10 passes defensed, a forced fumble and a blocked kick. Also returned 12 punts for 201 yards (16.8 avg.) and a touchdown and returned five kickoffs for 133 yards (26.6 avg.).
• Majored in sociology.

PERSONAL:
• Single, splits time between Nashville and Norco, Calif., with two daughters, Genesis and Sophia.
• Attended Norco (Calif.) High School after transferring from Arlington (Riverside, Calif.) High School midway through his sophomore year.
• Nicknamed Daymo.
• On Twitter: @daymo03
• On Instagram: @self3made
• List of favorites: (movie) "Menace II Society"; (TV show) "Criminal Minds"; (actor) Denzel Washington; (music artist) Don Trip; (school subject) sociology; (car) Audi; (video game) Madden NFL Football; (food) hamburgers; (athlete as a child) Brian Dawkins; and (pro sports teams as a child) Los Angeles Clippers and Philadelphia Eagles.
• Born Daimion Jerome Stafford on Feb. 18, 1991 in Riverside, Calif.

DAIMION STAFFORD'S GAME-BY-GAME

2013 Tennessee Titans

Date	Opp	W/L	P/S	Tot	Solo	Asst	Sk	- Yds	QBP	TFL	Int	- Yds	-TD	PD	FF	FR	- Yds	SpT
Sept 8	@ Pit	W	p	0	0	0	0.0	0.0	0	0	0	0	0	0	0	0	0	1
Sept 15	@ Hou	L	p	0	0	0	0.0	0.0	0	0	0	0	0	0	0	0	0	2
Sept 22	SD	W	p	0	0	0	0.0	0.0	0	0	0	0	0	0	0	0	0	0
Sept 29	NYJ	W	p	0	0	0	0.0	0.0	0	0	0	0	0	0	0	0	0	0
Oct 6	KC	L	p	0	0	0	0.0	0.0	0	0	0	0	0	0	0	0	0	0
Oct 13	@ Sea	L	p	0	0	0	0.0	0.0	0	0	0	0	0	0	0	0	0	1
Oct 20	SF	L	p	0	0	0	0.0	0.0	0	0	0	0	0	0	0	0	0	0
Nov 3	@ StL	W	p	0	0	0	0.0	0.0	0	0	0	0	0	0	0	0	0	0
Nov 10	Jax	L	p	0	0	0	0.0	0.0	0	0	0	0	0	0	0	0	0	2
Nov 14	Ind	L	p	0	0	0	0.0	0.0	0	0	0	0	0	0	0	0	0	1
Nov 24	@ Oak	W	p	0	0	0	0.0	0.0	0	0	0	0	0	0	0	0	0	1
Dec 1	@ Ind	L	p	0	0	0	0.0	0.0	0	0	0	0	0	0	0	0	0	2
Dec 8	@ Den	L	p	1	1	0	0.0	0.0	0	0	0	0	0	0	0	0	0	1
Dec 15	Ari	L	p	0	0	0	0.0	0.0	0	0	0	0	0	0	0	0	0	1
Dec 22	@ Jax	W	p	0	0	0	0.0	0.0	0	0	0	0	0	0	0	0	0	0
Dec 29	Hou	W	p	0	0	0	0.0	0.0	0	0	0	0	0	0	0	0	0	0
Totals		**7-9**	**16/0**	**1**	**1**	**0**	**0.0**	**0.0**	**0**	**0**	**0**	**0**	**0**	**0**	**0**	**0**	**0**	**12**

DAIMION STAFFORD'S NFL STATISTICS

REGULAR SEASON				TACKLES							INTERCEPTIONS					FUMBLES			
Year	Team	GP	GS	Tot	Solo	Asst	Sk	Yds	QBP	TFL	No	Yds	Lg	TD	PD	FF	FR	Yds	SpT
2013	Tennessee	16	0	1	1	0	0.0	0.0	0	0	0	0	0	0	0	0	0	0	12
NFL Totals		**16**	**0**	**1**	**1**	**0**	**0.0**	**0.0**	**0**	**0**	**0**	**0**	**0**	**0**	**0**	**0**	**0**	**0**	**12**

Single-Game Highs

Special Teams Tackles - 2 (Three times, last at Indianapolis 12/1/13)

Additional Career Statistics

Onside Recovery - 1 vs. Arizona (12/15/13)
Special Teams Forced Fumble - 1 at Oakland (11/24/13)

88

Craig Stevens

TIGHT END • 6'3" • 263 lbs • COLLEGE: CALIFORNIA
ACQUIRED: 3RD ROUND - 2008 • NFL EXP. (NFL/TITANS): 7/7
HOMETOWN: SAN PEDRO, CALIF.
GAMES PLAYED/GAMES STARTED: 88/57 (PLAYOFFS: 1/0)

PRO: Craig Stevens is in his seventh season with the Titans and continues to assert himself as one of the NFL's best blocking tight ends. He was used as a reserve in that capacity in his first two seasons in addition to being a special teams contributor. In 2010, he moved into a full-time offensive role, playing 15 games with 13 starts. He continued in 2011 with 15 games and 11 starts and was rewarded early in the 2012 offseason with a new multi-year contract. The 6-foot-3-inch, 263-pounder set career-best marks in catches and receiving yards in 2012.

CAREER HIGHLIGHTS:
• In 2012, Stevens started 15 games at tight end and posted career-highs with 23 receptions and 275 receiving yards.
• Stevens produced a career-long 58-yard catch against the Denver Broncos on Sept. 25, 2011, which led to the Titans' game-winning touchdown.
• Stevens notched his first career touchdown at San Diego on Oct. 31, 2010, reaching the end zone on a one-yard pass from Vince Young.
• In 2009, he finished second on the team with 15 special teams tackles.
• Prior to entering the NFL, he recorded a 4.59-second 40-yard dash at the 2008 NFL Scouting Combine.

TITANS TIDBITS:
• Stevens enjoys designing and making furniture in his free time. He has a workshop in his garage and has made a variety of pieces, including end tables, shelving units, cabinets, chess sets and unique decorative fixtures.
• Stevens has picked up a new hobby in fly fishing. He has made several trips and even makes his own fly fishing nets.
• He has a younger brother, Eric, who signed as a rookie free agent with the St. Louis Rams in 2013 following a four-year career as a fullback at Cal. He has two other brothers, Jeff and Brett, who are firefighters with the L.A. City Fire Department.
• Stevens entered the NFL with one class remaining to obtain his degree in legal studies. He hopes to one day become involved in the law, following in the footsteps of his father, Mark, a deputy sheriff in L.A. County.
• Stevens switched his jersey number to 19 as a senior at Cal in honor of the late Mario Danelo, a close friend and kicker for the University of Southern California. Danelo, who wore No. 19 for the Trojans, died tragically in January 2007 in the friends' hometown of San Pedro, Calif.

CAREER TRANSACTIONS:
• The San Pedro, Calif., native was selected by the Titans in the third round (85th overall) of the 2008 NFL Draft.

SEASON RECAPS:
2013 (15/14): Played in 15 games with 14 starts at tight end and caught two passes for five yards. Was inactive for one contest. Registered two special teams tackles on coverage units.
• At Pittsburgh (9/8), started at tight end and helped open holes for Titans' rushers to gain 112 yards on the ground.
• Against San Diego (9/22), started at tight end and helped block for Titans' rushers to gain 170 yards on the ground.
• At St. Louis (11/3), started at tight end and helped block for Titans' ball carriers to gain 198 rushing yards.
• Against Jacksonville (11/10), started at tight end and hauled in one reception for six yards.
• At Oakland (11/24), started at tight end and caught one pass for a loss of a yard before leaving the game in the first quarter with an injury.
• At Jacksonville (12/22), started at tight end and helped open holes for Titans ball carriers to accumulate 182 yards on the ground. Posted a special teams tackle.
• Against Houston (12/29), started at tight end and and helped block for Titans' rushers to amass 151 yards.

2012 (15/15): Started 15 games at tight end and posted career-highs with 23 receptions and 275 receiving yards. Was inactive for the regular season finale with an injury. Led the team in receiving yards once in 2012 (at SD). Led the team in special teams tackles once in 2012 (vs. HST).
• Against Detroit (9/23), started at tight end and registered career-highs with five receptions and 63 receiving yards. Converted a third-and-seven with a 17-yard reception over the middle in the third quarter. Got the Titans' game-winning drive in overtime started with a 24-yard reception to the Titans' 44-yard line.
• At Houston (9/30), started at tight end and caught two passes for 24 yards, including a touchdown. Posted a special teams tackle on coverage units. Cut the Texans' lead to 14-7 with a 19-yard touchdown reception from Matt Hasselbeck with 7:52 remaining in the second quarter. Converted a fourth-and-three with a five-yard catch in the fourth quarter.
• At Buffalo (10/21), started at tight end and caught a 17-yard pass during the Titans' opening scoring drive on the first possession. Helped open holes for Chris Johnson to gain 195 yards on the ground.
• Against Indianapolis (10/28), started at tight end and recorded two receptions for 15 yards.
• At Chicago (11/4), started at tight end and caught two passes for 26 yards.
• Against N.Y. Jets (12/17), started at tight end and hauled in two receptions for 16 yards. Helped open holes for Titans' ball carriers to gain 167 yards on the ground.

2011 (15/11): Appeared in 15 games with 11 starts and totaled nine receptions for 166 yards and a touchdown. Led the team with an 18.4-yards per reception avg. Snared a career-long 58-yard reception against Denver (9/25/11). Tied for the team lead in special teams tackles once in 2011 (at ATL).
• Against Denver (9/25), hauled in a career-long 58-yard reception down to the Broncos' 25-yard line during the game-winning drive in the fourth quarter.
• At Cleveland (10/2), gave the Titans a 7-3 lead with a 12-yard touchdown catch with 3:25 remaining in the first quarter. Left the game in the second quarter with an injury and did not return. Collected a special teams tackle on coverage units.
• Against Cincinnati (11/6), hauled in a 25-yard pass over the middle during the Titans' first touchdown drive in the second quarter.
• Against Tampa Bay (11/27), helped open holes for Titans ball carriers to gain 202 yards on the ground.
• At Buffalo (12/4), helped block for Titans' rushers gain 187 yards on 31 carries (6.0 avg.).
• Against New Orleans (12/11), kickstarted the Titans' first scoring drive with a 31-yard grab. Posted a solo special teams tackle.

2010 (15/13): Appeared in 15 games with 13 starts at tight end and collected career highs with 11 receptions, 122 receiving yards and two touchdowns. Was inactive for one contest (11/21 against Washington).
• At San Diego (10/31), tied a career high with two receptions for a career-best 29 receiving yards and his first career touchdown. Set up the Titans first touchdown with a career-long 28-yard reception in the second quarter. Two plays later, hauled in a one-yard touchdown pass in the back of the end zone with 8:08 remaining in the second quarter.

• Against Indianapolis (12/9), snared a career-high three receptions for 20 yards and a touchdown. Cut the Titans' deficit to a touchdown with a seven-yard scoring catch in the third quarter.
• Against Houston (12/19), helped clear the way for Titans' rushers to gain 147 yards on the ground.
• At Indianapolis (1/2), tracked down Antoine Bethea at the Titans' seven-yard line after a 101-yard return following Rob Bironas' missed 61-yard field goal.

2009 (12/2): In 12 games, finished second on the team with 15 special teams tackles. As a blocking tight end, contributed to Chris Johnson's 2,006-yard rushing season. He was inactive in four games and did not play in two contests.
• Against Houston (9/20), started and helped open holes for Titans' ball carriers to amass 240 yards on the ground.
• Against Buffalo (11/15), tied for the team lead with a career-high four special teams tackles.

2008 (16/2, 1/0): As team's only rookie to play every game, earned two starts as second tight end. Recorded one reception for nine yards and also tied for fifth on the team with 10 special teams tackles.
• Against Jacksonville (9/7), made NFL debut as reserve tight end in season opener.
• Against Green Bay (11/2), made first NFL start at tight end.
• At Indianapolis (12/28), started at tight end and snared first career NFL reception on nine-yard pass.

COLLEGE:

• At Cal, was mainstay on Bears offense, appearing in 50 games (33 starts) in four seasons, one game shy of school record. His superior ability as a pass protector, run blocker and receiver helped him earn honorable mention All-Pac 10 honors after his sophomore and senior seasons and second-team All-Pac 10 following his junior year. Statistical totals included 51 receptions for 669 yards and seven touchdowns.
• As senior (2007), named honorable mention All-Pac 10 and was recipient of team's Frank J. Schlessinger Coaches award, given to player who demonstrates outstanding athletic ability, academic success and community service. Also earned Cort Majors award as offensive team captain. Started all 13 games and recorded 17 receptions for 204 yards (12.0 avg.) and three touchdowns.
• As junior (2006), named second-team All-Pac 10 after totaling 17 receptions for 239 yards and one touchdown in 13 games (seven starts). Received team's Cort Majors Captain award.
• As sophomore (2005), started every game and earned All-Pac 10 honorable mention recognition. Finished fifth on squad with 13 receptions for 165 yards and two touchdowns.
• As freshman (2004), played in every game and tallied one start, finishing season with four receptions for 61 yards and one touchdown. Earned Academic All-Pac 10 honorable mention.
• Redshirted in 2003 and earned Scout Team Player of the Year.
• Majored in legal studies.

PERSONAL:

• Married to Kathryn and has a son, Chase. The couple splits time between Nashville and San Pedro, Calif.
• Played tight end and linebacker at Palos Verdes Peninsula (Rancho Palos Verdes, Calif.) High School. As senior, named All-CIF, All-Area and team's Defensive Player of the Year after recording 127 tackles and four touchdown receptions.
• Cousin, Mike Tully, won silver medal in pole vault at 1984 Summer Olympics.
• List of favorites: (movie) "Legends of the Fall"; (TV shows) "Game of Thrones" and "True Blood"; (music) country, rock and roll, classic rock; (school subject) law classes; (books) mystery and science fiction novels; (video games) Guitar Hero, Call of Duty and Mario Kart; (sports teams other than Titans) Nashville Predators; and (food) cheeseburgers, steak and potatoes.
• Born Craig Chase Stevens, the son of Helene Mink and Mark Stevens, on Sept. 1, 1984 in San Pedro, Calif.

CRAIG STEVENS' GAME-BY-GAME

2008 Tennessee Titans — RECEIVING

Date		Opp.	W/L	P/S	No	Yds	Avg	Lg	TD
Sept 7		Jax	W	p	0	0	-	-	0
Sept 14	@	Cin	W	p	0	0	-	-	0
Sept 21		Hou	W	p	0	0	-	-	0
Sept 28		Min	W	p	0	0	-	-	0
Oct 5	@	Bal	W	p	0	0	-	-	0
Oct 19	@	KC	W	p	0	0	-	-	0
Oct 27		Ind	W	p	0	0	-	-	0
Nov 2		GB	W	S	0	0	-	-	0
Nov 9	@	Chi	W	p	0	0	-	-	0
Nov 16	@	Jax	W	p	0	0	-	-	0
Nov 23		NYJ	L	p	0	0	-	-	0
Nov 27	@	Det	W	p	0	0	-	-	0
Dec 7		Cle	W	p	0	0	-	-	0
Dec 14	@	Hou	L	p	0	0	-	-	0
Dec 21		Pit	W	p	0	0	-	-	0
Dec 28	@	Ind	L	S	1	9	9.0	9	0
Totals			**13-3**	**16/2**	**1**	**9**	**9.0**	**9**	**0**
Playoffs									
Jan 10		Bal	L	p	0	0	0.0	-	0
Totals			**0-1**	**1/0**	**0**	**0**	**0.0**	**-**	**0**

Additional Statistics: 1 kickoff return for 16 yards vs. Minnesota (Sept. 28)

2009 Tennessee Titans — RECEIVING

Date		Opp.	W/L	P/S	No	Yds	Avg	Lg	TD
Sept 10	@	Pit	L	p	0	0	-	-	0
Sept 20		Hou	L	S	0	0	-	-	0
Sept 27	@	NYJ	L	S	0	0	-	-	0
Oct 4	@	Jax	L	p	0	0	-	-	0
Oct 11		Ind	L	p	0	0	-	-	0
Oct 18	@	NE	L	IA					
Nov 1		Jax	W	IA					
Nov 8	@	SF	W	p	0	0	-	-	0
Nov 15		Buf	W	p	0	0	-	-	0
Nov 23	@	Hou	W	p	0	0	-	-	0
Nov 29		Ari	W	p	0	0	-	-	0
Dec 6	@	Ind	L	p	0	0	-	-	0
Dec 13		StL	W	p	0	0	-	-	0
Dec 20		Mia	W	IA					
Dec 25		SD	L	IA					
Jan 3	@	Sea	W	p	0	0	-	-	0
Totals			**8-8**	**12/2**	**0**	**0**	**-**	**-**	**0**

Additional Statistics: 1 kickoff return for 14 yards vs. Houston (Sept. 20)

CRAIG STEVENS' GAME-BY-GAME CONT.

2010 Tennessee Titans — RECEIVING

Date		Opp.	W/L	P/S	No	Yds	Avg	Lg	TD
Sept 12		Oak	W	S	2	18	9.0	9	0
Sept 19		Pit	L	S	1	9	9.0	9	0
Sept 26	@	NYG	W	S	0	0	-	0	0
Oct 3		Den	L	p	1	16	16.0	16	0
Oct 10	@	Dal	W	S	1	11	11.0	11	0
Oct 18	@	Jax	W	S	0	0	-	0	0
Oct 24		Phi	W	S	0	0	-	0	0
Oct 31	@	SD	L	S	2	29	14.5	28	1
Nov 14	@	Mia	L	p	0	0	-	0	0
Nov 21		Was	L	IA					
Nov 28	@	Hou	L	S	0	0	-	0	0
Dec 5		Jax	L	S	1	19	19.0	19	0
Dec 9		Ind	L	S	3	20	6.7	7t	1
Dec 19		Hou	W	S	0	0	-	0	0
Dec 26	@	KC	L	S	0	0	-	0	0
Jan 2	@	Ind	L	S	0	0	-	0	0
Totals			**6-10**	**15/13**	**11**	**122**	**11.1**	**28**	**2**

2011 Tennessee Titans — RECEIVING

Date		Opp.	W/L	P/S	No	Yds	Avg	Lg	TD
Sept 11	@	Jax	L	S	1	2	2.0	2	0
Sept 18		Bal	W	S	1	1	1.0	1	0
Sept 25		Den	W	S	1	58	58.0	58	0
Oct 2	@	Cle	W	S	1	12	12.0	12t	1
Oct 9	@	Pit	L	p	0	0	-	0	0
Oct 23		Hou	L	p	1	11	11.0	11	0
Oct 30		Ind	W	IA					
Nov 6		Cin	L	S	1	25	25.0	25	0
Nov 13	@	Car	W	S	0	0	-	0	0
Nov 20	@	Atl	L	S	0	0	-	0	0
Nov 27		TB	W	S	0	0	-	0	0
Dec 4	@	Buf	W	S	0	0	-	0	0
Dec 11		NO	L	S	1	31	31.0	31	0
Dec 18	@	Ind	L	S	1	9	9.0	9	0
Dec 24		Jax	W	p	1	17	17.0	17	0
Jan 1	@	Hou	W	p	0	0	-	0	0
Totals			**9-7**	**15/11**	**9**	**166**	**18.4**	**58**	**1**

2012 Tennessee Titans — RECEIVING

Date		Opp.	W/L	P/S	No	Yds	Avg	Lg	TD
Sept 9		NE	L	S	1	5	5.0	5	0
Sept 16	@	SD	L	S	1	46	46.0	46	0
Sept 23		Det	W	S	5	63	12.6	24	0
Sept 30	@	Hou	L	S	2	24	12.0	19t	1
Oct 7	@	Min	L	S	2	14	7.0	18	0
Oct 11		Pit	W	S	1	4	4.0	4	0
Oct 21	@	Buf	W	S	1	17	17.0	17	0
Oct 28		Ind	L	S	2	15	7.5	12	0
Nov 4		Chi	L	S	2	26	13.0	14	0
Nov 11	@	Mia	W	S	1	7	7.0	7	0
Nov 25	@	Jax	L	S	1	12	12.0	12	0
Dec 2		Hou	L	S	0	0	-	0	0
Dec 9	@	Ind	L	S	1	19	19.0	19	0
Dec 17		NYJ	W	S	2	16	8.0	11	0
Dec 23	@	GB	L	S	1	7	7.0	7	0
Dec 30		Jax	W	IA					
Totals			**6-10**	**15/15**	**23**	**275**	**12.0**	**46**	**1**

Additional Statistics: 1 kickoff return for 18 yards at Houston (Sept. 30)

2013 Tennessee Titans — RECEIVING

Date		Opp.	W/L	P/S	No	Yds	Avg	Lg	TD
Sept 8	@	Pit	W	S	0	0	-	0	0
Sept 15	@	Hou	L	S	0	0	-	0	0
Sept 22		SD	W	S	0	0	-	0	0
Sept 29		NYJ	W	S	0	0	-	0	0
Oct 6		KC	L	S	0	0	-	0	0
Oct 13	@	Sea	L	S	0	0	-	0	0
Oct 20		SF	L	S	0	0	-	0	0
Nov 3	@	StL	W	S	0	0	-	0	0
Nov 10		Jax	L	S	1	6	6.0	6	0
Nov 14		Ind	L	S	0	0	-	0	0
Nov 24	@	Oak	W	S	1	-1	-1.0	-1	0
Dec 1	@	Ind	L	IA					
Dec 8	@	Den	L	p	0	0	-	0	0
Dec 15		Ari	L	S	0	0	-	0	0
Dec 22	@	Jax	W	S	0	0	-	0	0
Dec 29		Hou	W	S	0	0	-	0	0
Totals			**7-9**	**15/14**	**2**	**5**	**2.5**	**6**	**0**

CRAIG STEVENS' NFL STATISTICS

REGULAR SEASON

Year	Team	GP	GS	RECEIVING No	Yds	Avg	Lg	TD	RUSHING Att	Yds	Avg	Lg	TD
2008	Tennessee	16	2	1	9	9.0	9	0	0	0	-	-	0
2009	Tennessee	12	2	0	0	-	-	0	0	0	-	-	0
2010	Tennessee	15	13	11	122	11.1	28	2	0	0	-	-	0
2011	Tennessee	15	11	9	166	18.4	58	1	0	0	-	-	0
2012	Tennessee	15	15	23	275	12.0	46	1	0	0	-	-	0
2013	Tennessee	15	14	2	5	2.5	6	0	0	0	-	-	0
NFL Totals		**88**	**57**	**46**	**577**	**12.5**	**58**	**4**	**0**	**0**	**-**	**0**	**0**

PLAYOFFS

Year	Team	GP	GS	RECEIVING No	Yds	Avg	Lg	TD	RUSHING Att	Yds	Avg	Lg	TD
2008	Tennessee	1	0	0	0	-	-	0	0	0	-	-	0
Playoff Totals		**1**	**0**	**0**	**0**	**-**	**-**	**0**	**0**	**0**	**-**	**-**	**0**

Single-Game Highs

Receptions - 5 vs. Detroit (9/23/12)
Receiving Yards - 63 vs. Detroit (9/23/12)
Longest Reception - 58 vs. Denver (9/25/11)
Touchdowns - 1 (Four times, last at Houston 9/30/12)

Additional Statistics

Kickoff Returns - 1 for 16 yards (2008); 1 for 14 yards (2009), 1 for 18 yards (2012)
Special Team Tackles - 10 (2008), 15 (2009), 2 (2010), 4 (2011), 4 (2012), 2 (2013)

68

Byron Stingily

TACKLE • 6'5" • 318 lbs • COLLEGE: LOUISVILLE
ACQUIRED: 6TH ROUND - 2011 • NFL EXP. (NFL/TITANS): 4/4
HOMETOWN: COUNTRY CLUB HILLS, Ill.
GAMES PLAYED/GAMES STARTED: 10/4 (PLAYOFFS: 0/0)

PRO: Byron Stingily is a massive offensive tackle that displays quick feet and agility. The 6-foot-5-inch, 318-pounder is relatively new to playing the position having lined up at defensive end in high school. Stingily spent his first three NFL seasons developing his talents and is in position in 2014 to compete for a backup role at both tackle spots.

CAREER HIGHLIGHTS:
• In 2013, Stingily played in five games and for the second consecutive year started at right tackle in the final two games.
• In 2012, Stingily played in five games and notched his first two career starts at right tackle in the final two games.
• As a senior at Louisville in 2010, Stingily earned second team All-Big East honors after starting all 13 games at left tackle. He helped pave the way for the Cardinals to lead the conference in rushing and teammate Bilal Powell to finish 11th in the country in rushing.

TITANS TIDBITS:
• Stingily started doing pilates during the 2012 offseason to help improve his flexibility. He is a regular at the Willow Springs studio in Green Hills.
• Prior to the 2011 NFL Draft, Stingily trained with former Titans' Pro Bowler Brad Hopkins three days per week at D1 in Franklin, Tenn.
• Stingily's off-the-field interests include working on cars, particularly low-riders. He started the hobby as a youngster refurbishing with his uncle.

CAREER TRANSACTIONS:
• The Country Club Hills, Ill., native was selected by the Titans in the sixth round (175th overall) of the 2011 NFL Draft.

SEASON RECAPS:
2013 (5/2): Played in five games and started the final two contests at right tackle. Was inactive for 11 games, including the first seven games of the season.
• At St. Louis (11/3), appeared in his first game of the season as a reserve on special teams.
• At Jacksonville (12/22), made his first start of the season at right tackle and helped open holes for the offense to accumulate 182 yards on the ground.
• Against Houston (12/29), started at right tackle and helped block for Titans' rushers to amass 151 yards.

2012 (5/2): Saw action in five games with two starts at right tackle in the final two games. Was inactive for six contests and did not play in five games. Made his first career NFL start at right tackle at Green Bay (12/23/12).
• Against Indianapolis (10/28), played as a reserve on special teams. Played one snap at right tackle after David Stewart left the game with an injury.
• At Green Bay (12/23), made his first career NFL start at right tackle.
• Against Jacksonville (12/30), notched his second consecutive start at right tackle.

2011 (0/0): Was inactive for 15 games and dressed but did not play against Tampa Bay (11/27).

COLLEGE:
• Started all 24 career games during his two-year stay at Louisville. Earned second team All-Big East honors after starting 13 games at left tackle as a senior. Before attending Louisville, played at Joliet Junior College during the 2006-2007 seasons.
• As a senior (2010), started in all 13 games at the left tackle and earned second-team All-Big East accolades. Was influential in helping Bilal Powell rank 11th in the nation in rushing. Graded out at 85 percent or higher in 13 games. Recorded over 50 pancakes blocks and helped the Cardinals lead the Big East Conference in rushing.
• As a junior (2009), coming off surgery that forced him to miss spring practice. Played in 11 games, making 11 starts at offensive tackle. Missed the season finale versus Rutgers due to injury.
• As a junior (2008), redshirted in his first season at Louisville.
• Majored in justice administration at Louisville.
• As a sophomore (2007), played at Joliet Junior College and started 13 games at offensive tackle. Earned first team All-Conference accolades. Rated the No. 1 offensive linemen in the conference and the No. 8 player overall. Guided Joliet to an 11-2 record.
• As a freshman (2006), saw action at tackle in his first season at Joliet Junior College.

PERSONAL:
• Single and splits time between Nashville and Country Club Hills, Ill.
• Attended Romeoville High School and was a two-year starter at defensive end. Earned All-Conference and All-Area honors.
• Also lettered in basketball in high school.
• Has four siblings: Cameron (19), Evan (13), Diamond (21) and Fatima (12).
• List of favorites: (TV show) "Martin"; (movie) "Friday"; (music artist) Jay-Z; (school subject) math; (actor) Chris Tucker; (car) 1959 Impala; (childhood sports hero) Nobody when he was young, but recently D'Brickashaw Ferguson; (sports team) Chicago Bulls and all other Chicago teams; and (food/restaurant) Red Lobster.
• Born Byron Andrew Stingily, Jr., on Sept. 9, 1988 in Chicago, Ill.

BYRON STINGILY'S NFL STATISTICS

REGULAR SEASON

Year	Team	GP	GS
2011	Tennessee	0	0
2012	Tennessee	5	2
2013	Tennessee	5	2
NFL Totals		**10**	**4**

Starts Breakdown:
2012 - RT 2; 2013 - RT 2

84

Taylor Thompson

TIGHT END • 6'6" • 268 lbs • COLLEGE: SOUTHERN METHODIST
ACQUIRED: 5TH ROUND - 2012 • NFL EXP. (NFL/TITANS): 3/3
HOMETOWN: PROSPER, TEXAS
GAMES PLAYED/GAMES STARTED: 32/7 (PLAYOFFS: 0/0)

PRO: The Titans raised eyebrows when they traded up in the fifth round of the 2012 NFL Draft to select Taylor Thompson. The 6-foot-6, 259-pound Thompson spent four years at Southern Methodist University as a defensive end and was considered a draft-worthy prospect at that position. However, the Titans were persuaded during pre-draft workouts and with his background at tight end that Thompson's NFL future would be on offense. Through his first two NFL seasons, Thompson played in every game as one of the club's top special teams performers as well as a key offensive reserve. He pairs ideal size with impressive athleticism, displayed in pre-draft workouts in the form of a 4.56-second 40-yard dash, a 37-inch vertical jump and reliable hands. To acquire the pick they used to draft Thompson (145th overall), the Titans traded their own fifth-round pick (155th overall) and their seventh-round selection (227th overall) to the Miami Dolphins.

CAREER HIGHLIGHTS:
• Against Jacksonville on Nov. 10, 2013, he scored his first NFL touchdown on a nine-yard pass from Ryan Fitzpatrick.
• As a rookie in 2012, Thompson saw action in all 16 games with four starts at tight end and collected six receptions for 46 yards. He also finished second on the team with 11 special teams tackles.
• As a defensive end at Southern Methodist University, Thompson started the final 43 games of his four-year career and tallied 139 tackles, 18 sacks, 22.5 tackles for loss, 12 quarterback pressures, six forced fumbles and a fumble recovery.

TITANS TIDBITS:
• Although Thompson spent four college seasons as a defensive end, he was not foreign to the offensive side of the ball. At Prosper (Texas) High School, he caught 58 passes for 960 yards as a senior wide receiver, in addition to playing defensive end and punter. Recruited by Vanderbilt as a tight end, he initially committed to the Commodores but then enrolled at Southern Methodist in order to stay closer to home. Under new head coach June Jones, however, SMU employed a spread offense that did not use a tight end, and Thompson decided to make his mark at defensive end. It was not until the final month of his senior season there that Jones encouraged him to think about making the switch back to tight end. He did, and in February 2012, Titans scouts became convinced of his potential at the Players All-Star Classic in Little Rock, Ark.
• The outdoor enthusiast enjoys golf, fishing and rock climbing. He also plays the guitar.
• Thompson's "bucket list" includes going to the moon.

CAREER TRANSACTIONS:
• The Prosper, Texas, native was selected by the Titans in the fifth round (145th overall) of the 2012 NFL Draft.

SEASON RECAPS:
2013 (16/3): Played in all 16 games with three starts at tight end and caught three passes for 13 yards with a touchdown. Collected 10 special teams tackles on coverage units. Registered his first career touchdown catch against Jacksonville (11/10/13).
• At Seattle (10/13), started at tight end as the team opened the game in a three tight end set.
• Against Jacksonville (11/10), caught a nine-yard touchdown pass. Notched a special teams tackle on coverage units. Cut the Jaguars' lead to 13-7 with a nine-yard touchdown reception on third-and-one with 41 seconds left in the first half, notching his first NFL touchdown.
• At Oakland (11/24), tied a career-best with two receptions for four yards.
• At Indianapolis (12/1), started at tight end. Recorded a special teams tackle.
• At Denver (12/8), started at tight end and saw significant action on special teams. Notched a special teams tackle.

2012 (16/4): Saw action in all 16 games with four starts at tight end as a rookie and collected six receptions for 46 yards. Finished second on the team with 11 special teams tackles. Made his NFL debut and started his first career contest against New England (9/9/12). Collected his first career catch from Rusty Smith at Minnesota (12/7/12). Tied for the team lead in receptions once in 2012 (vs. JAX). Tied for the team lead in special teams tackles three times in 2012 (at HST, at BUF, at IND).
• Against New England (9/9), started at tight end in his first career NFL game as the team opened the game in a three tight end set.
• Against Detroit (9/23), played a limited role as a reserve on special teams and at tight end. Provided the key block that sprung Darius Reynaud for his 105-yard kickoff return for a touchdown in the fourth quarter.
• At Houston (9/30), started at tight end. Tied for the team lead with two special teams tackles on coverage units.
• At Minnesota (10/7), played as a reserve at tight end and snared his first career reception for seven yards.
• Against Pittsburgh (10/11), saw action as a reserve at tight end and caught one pass for five yards. Registered two special teams tackles on coverage units.
• At Chicago (11/4), played as a reserve at tight end and caught one pass for seven yards. Collected a solo special teams tackle on coverage units.
• Against Jacksonville (12/30), started at tight end and snared two receptions for 19 yards. Collected a special teams tackle on coverage units.

COLLEGE:
• During his four years with the Southern Methodist University Mustangs, Thompson competed in 49 games and finished his career with 43 straight starts at defensive end. He amassed 139 tackles, 22.5 tackles for loss, 18 sacks, 12 quarterback pressures, six forced fumbles, one fumble recovery and a blocked PAT. He was a three-time All-Conference USA selection. With 18 sacks, Thompson concluded his Mustang career tied for fourth in school history (Chad Patton), trailing only Luke Johnson (23.5), Justin Rogers (19.5) and Anthony Beverly (19).
• As a senior (2011), started all 13 games and totaled 44 tackles, eight sacks, 9.5 tackles for loss, two quarterback pressures and one fumble recovery. Additionally ranked second in the conference with six forced fumbles. Helped SMU rank second in Conference USA in total defense. Named first-team All-Conference USA.
• As a junior (2010), Started all 14 contests at defensive end and was named first-team All-Conference after posting 32 tackles, 5.5 tackles for loss, 4.5 sacks and three quarterback pressures.
• As a sophomore (2009), started all 13 games at defensive end and was named honorable mention All-Conference-USA by the league's coaches. Posted 40 tackles and led the squad with 5.5 sacks. Added six tackles for loss, six quarterback pressures and four passes defensed. Was a key contributor for SMU's first bowl team in 25 years (2009 Hawaii Bowl vs. Nevada).
• As a freshman (2008), played in nine games with three starts at defensive end. Totaled 23 tackles, 1.5 tackles for loss and one quarterback pressure.
• Majored in philosophy.

PERSONAL:
• Single, splits time between Prosper, Texas, and Nashville.
• At Prosper (Texas) High School, was an All-State wide receiver and

defensive end, in addition to earning All-District honors as a punter. He was ranked the No. 37 tight end prospect in the nation by Scout.com, No. 38 by Rivals.com, No. 41 by ESPN.com and the No. 1 tight end in Texas by Dave Campbell.

• As a senior, caught 58 passes for 960 yards and a touchdown.

• Also competed on the basketball, baseball and track and field teams in high school.

• List of favorites: (movie) "Super Troopers"; (TV show) "Workaholics"; (actor) Vince Vaughn; (music) classical music, particularly Chopin; (video game) Call of Duty; (school subject) psychology; (books) philosophy books; (car) 1970 Chevelle; (food) sushi; (favorite sports team other than the Titans) New York Yankees and Texas Rangers.

• His parents are Ron and Linda. He has a brother, Trevor, and a sister, Morgan.

• Born Taylor Nicholas Thompson on Oct. 19, 1989 in Plano, Texas.

TAYLOR THOMPSON'S GAME-BY-GAME

2012 Tennessee Titans					RECEIVING				
Date		Opp.	W/L	P/S	No	Yds	Avg	Lg	TD
Sept 9		NE	L	S	0	0	-	0	0
Sept 16	@	SD	L	p	0	0	-	0	0
Sept 23		Det	W	p	0	0	-	0	0
Sept 30	@	Hou	L	S	0	0	-	0	0
Oct 7	@	Min	L	p	1	7	7.0	7	0
Oct 11		Pit	W	p	1	5	5.0	5	0
Oct 21	@	Buf	W	p	0	0	-	0	0
Oct 28		Ind	L	p	0	0	-	0	0
Nov 4		Chi	L	p	1	7	7.0	7	0
Nov 11	@	Mia	W	S	0	0	-	0	0
Nov 25	@	Jax	L	p	0	0	-	0	0
Dec 2		Hou	L	p	0	0	-	0	0
Dec 9	@	Ind	L	p	0	0	-	0	0
Dec 17		NYJ	W	p	0	0	-	0	0
Dec 23	@	GB	L	p	1	8	8.0	8	0
Dec 30		Jax	W	S	2	19	9.5	12	0
Totals			**6-10**	**16/4**	**6**	**46**	**7.7**	**12**	**0**

2013 Tennessee Titans					RECEIVING				
Date		Opp.	W/L	P/S	No	Yds	Avg	Lg	TD
Sept 8	@	Pit	W	p	0	0	-	0	0
Sept 15	@	Hou	L	p	0	0	-	0	0
Sept 22		SD	W	p	0	0	-	0	0
Sept 29		NYJ	W	p	0	0	-	0	0
Oct 6		KC	L	p	0	0	-	0	0
Oct 13	@	Sea	L	S	0	0	-	0	0
Oct 20		SF	L	p	0	0	-	0	0
Nov 3	@	StL	W	p	0	0	-	0	0
Nov 10		Jax	L	p	1	9	9.0	9t	1
Nov 14		Ind	L	p	0	0	-	0	0
Nov 24	@	Oak	W	p	2	4	2.0	4	0
Dec 1	@	Ind	L	S	0	0	-	0	0
Dec 8	@	Den	L	S	0	0	-	0	0
Dec 15		Ari	L	p	0	0	-	0	0
Dec 22	@	Jax	W	p	0	0	-	0	0
Dec 29		Hou	W	p	0	0	-	0	0
Totals			**7-9**	**16/3**	**3**	**13**	**4.3**	**9t**	**1**

TAYLOR THOMPSON'S NFL STATISTICS

REGULAR SEASON				RECEIVING					RUSHING				
Year	Team	GP	GS	No	Yds	Avg	Lg	TD	Att	Yds	Avg	Lg	TD
2012	Tennessee	16	4	6	46	7.7	12	0	0	0	-	0	0
2013	Tennessee	16	3	3	13	4.3	9t	1	0	0	-	0	0
NFL Totals		**32**	**7**	**9**	**59**	**6.6**	**12**	**1**	**0**	**0**	**-**	**0**	**0**

Single-Game Highs

Receptions - 2 (Twice, last at Oakland 11/24/13)
Receiving Yards - 19 vs. Jacksonville (12/30/12)
Long Reception - 12 vs. Jacksonville (12/30/12)
Touchdowns - 1 vs. Jacksonville (11/10/13)

Additional Statistics

Special Teams Tackles - 11 (2012), 10 (2013)

82

Delanie Walker

TIGHT END • 6'0" • 248 lbs • COLLEGE: CENTRAL MISSOURI
ACQUIRED: UNRESTRICTED FREE AGENT (SF) - 2013
NFL EXP. (NFL/TITANS): 9/2 • HOMETOWN: POMONA, CALIF.
GAMES PLAYED/GAMES STARTED: 114/51 (PLAYOFFS: 4/2)

PRO: The Titans targeted Delanie Walker early in the 2013 free agency period to bring physicality and versatility to the offense. The tight end spent the first seven years of his career with the San Francisco 49ers. His impact with the Titans was immediate, as he became the only tight end in franchise history other than Frank Wycheck to reach 60 receptions in a single season. The 6-foot, 248-pounder brings a unique element to the offense and poses match-up problems for defenses with his ability to line up in the backfield, on the line, in the slot and as a wideout. The Central Missouri State product utilizes his speed and athleticism not only on offense, but also on special teams, totaling 61 special teams tackles during his first eight seasons.

CAREER HIGHLIGHTS:

• In 2013, Walker's first season in Tennessee, he totaled 60 receptions for 571 yards and six touchdowns, setting career highs in all three categories. Also, he became the only tight end in franchise history other than Titans Ring of Honor member Frank Wycheck (1997–2001) to reach 60 receptions in a single season. Walker's six touchdown receptions tied for fourth place in franchise history among tight ends and were the most since Wycheck's six in 1996.
• In 2012, Walker played an integral role in the 49ers' second consecutive playoff season, as he teamed with Vernon Davis to form one of the NFL's top tight-end duos. He saw action in all 16 regular-season games with four starts and set a career high with 344 yards and three touchdowns (matched career high) on 21 receptions. His average of 16.4 yards per catch was the highest among all NFL tight ends with 20 or more catches.
• During the 2012 playoffs, Walker appeared in all three games and started in Super Bowl XLVII. In the Super Bowl, he recorded three receptions for 48 yards.
• In 2011, appeared in 15 games with seven starts and caught 19 passes for 198 yards with three touchdowns.
• In 2010, played in 14 games with eight starts and tallied a career-best 29 receptions for 331 yards.

TITANS TIDBITS:

• Walker has teamed with Mother's Against Drunk Driving (MADD) to help raise awareness about their campaign after losing his aunt and uncle in a horrific accident near New Orleans just hours after Super Bowl XLVII. The morning after San Francisco's loss to Baltimore at the Superdome, an alleged drunk driver killed Alice and Bryan Young. A few hours earlier, Walker had hugged Alice and Bryan at the team's postgame party. He wants to start a foundation to keep memories of them alive and also help support his eight cousins left behind.
• Over the years, Walker has owned quite a selection of cars, ranging from classics to newer models. His collection has included a 1964 Chevy Impala, 1972 Buick Skylark, 1989 Camaro IROC-Z28, 2008 Mercedes-Benz CL63 AMG and 2010 F250 truck. Walker's passion for cars can be traced back to his childhood, where he would spend countless hours refurbishing old autos with the help of his friend's father, who was a mechanic. "Growing up we didn't have much money, so we would buy cars from the junkyard and fix them up. We'd spend all day taking off parts and replacing them, just like new. The most important lesson I learned was 'the way you take it off is the way you put it back on.'" Walker admits that cars these days have become more advanced and that he is only comfortable working on models that are pre-1990. After his playing days are over, he envisions owning a car restoration shop.
• Having grown up in a tough neighborhood, Walker knows first-hand how difficult it is to overcome obstacles in order to achieve one's goals. During his time in San Francisco, he visited delinquent youths across the Bay Area, making it a point to share his story and give positive reinforcement to those who can relate to him. "It's very important that people know about what I've been through. You can grow up in the worst neighborhood and still make it to the NFL. That's why I want kids, especially in the Bay Area, to understand that you can overcome those situations, because I did."
• For a 248-pound tight end, Walker makes a lot of tacklers miss. His speed on the field can be linked to his success on the track as a high school senior. Despite lettering only one year, he won the Division III 100m (10.6) and long jump (21-5) titles, while also serving as a member of the winning 4x100m relay team at the 2002 Miramonte League Meet. Delanie's younger brother, Anthony, competed in the 400m and 4x400m at the collegiate level, and has his hopes set on making the Olympic team one day.

CAREER TRANSACTIONS:

• The Pomona, Calif., native was selected by the 49ers in the sixth round (175th overall) of the 2006 NFL Draft.
• Signed by the Titans as an unrestricted free agent on March 14, 2013.

SEASON RECAPS:

2013 (15/11 - Tennessee): Played in 15 games with 11 starts in his first season with the Titans and led the team with a career-high six receiving touchdowns. Ranked second on the team with a career-high 60 receptions and third on the squad with 571 receiving yards. Became just the second franchise tight end (Frank Wycheck) to amass 60 receptions in a season. Led the team in receptions once in 2013 (vs. IND). Led the team in receiving yards once in 2013 (vs. IND). Set career-highs with 10 receptions and 91 receiving yards against Indianapolis (11/14/13). Went over the 2,000-yard career receiving mark at Jacksonville (12/22/13).
• At Pittsburgh (9/8), made his Titans debut and caught three passes for 40 yards. Extended the Titans' second scoring drive with a 25-yard reception on third-and-15 in the third quarter. Drew a 24-yard pass interference penalty deep in Steelers' territory in the fourth quarter.
• At Houston (9/15), gave the Titans a 17-16 lead with a 10-yard touchdown pass from Jake Locker with 6:37 left to play in the fourth quarter.
• Against San Diego (9/22), made his first start in a Titans uniform and caught five passes for 49 yards. Helped block for Titans' rushers to gain 170 yards on the ground. Kickstarted the Titans' initial touchdown drive with a 17-yard grab in the second quarter.
• Against N.Y. Jets (9/29), got the Titans on the scoreboard with a one-yard touchdown reception on third-and-goal with 11:57 left to play in the first quarter.
• Against San Francisco (10/20), caught three passes for 52 yards with a touchdown. Snared a 26-yard touchdown pass with 3:17 left to play in the fourth quarter.
• Against Jacksonville (11/10), snared four receptions for 62 yards with a touchdown. Extended the Titans' final touchdown drive with a 33-yard grab on third-and-10 late in the fourth quarter. Got open in the end zone for a 14-yard touchdown with 40 seconds remaining in the game.
• Against Indianapolis (11/14), led the team with career-highs in receptions (10) and receiving yards (91), while adding a touchdown catch. Extended the Titans' initial touchdown drive with a 12-yard grab on third-and-one in the opening stanza. Kept the Titans' second touchdown drive alive with a 14-yard catch on third-and-seven in the first quarter. Converted a third-and-nine with an 18-yard reception during the Titans' scoring drive early in the final stanza. Got open and hauled in a 19-yard touchdown pass with 1:54 left to play in the game.
• At Indianapolis (12/1), snared one reception for five yards before leaving

the game in the first quarter with an injury.
• Against Arizona (12/15), snared eight catches for 53 yards with a touchdown. Helped set up the Titans' first touchdown with a 22-yard reception to the Cardinals' 33-yard line in the first quarter. Made the score 17-13 with a one-yard touchdown catch on a play-action fake with 6:16 left to play in the third quarter.

2012 (16/4, 3/1 - San Francisco): Appeared in all 16 games with four starts and compiled 21 receptions. Set a single-season career-high with 344 receiving yards and tied a career best with three receiving touchdowns. Appeared in all three postseason contests with a start and posted five receptions for 85 yards. Tallied four special teams tackles in the postseason, tying for the team lead (Michael Wilhoite).
• Against Seattle (10/18), hauled in his first touchdown of the season and the sixth of his career on an 11-yard pass from Alex Smith.
• At New England (12/16), recorded two receptions for 34 yards and a touchdown from Colin Kaepernick. Walker also recovered the Patriots onside kick attempt late in the fourth quarter to seal the victory.
• At Seattle (12/23), caught an 18-yard touchdown pass from Colin Kaepernick in the fourth quarter, giving him three receiving touchdowns in 2012, tying a career high (3 - 2011). He finished the game with four receptions for 54 yards.
• Against Baltimore (2/3), led the team with three special teams tackles in Super Bowl XLVII.

2011 (15/7, 1/1 - San Francisco): Appeared in 15 games with seven starts and caught 19 passes for 198 yards with three touchdowns. Started the playoff contest and caught two passes for 36 yards, including a long reception of 29 yards.
• Against Seattle (9/11), led team with three special teams tackles.
• Against Dallas (9/18), hauled in a 29-yard touchdown pass to record his third career score and first since at Carolina (12/2/07).
• Against Tampa Bay (10/9), recorded his second touchdown of the season with a 26-yard touchdown catch on the 49ers opening drive, marking the first time in his career that he had multiple touchdowns in a season.
• At Detroit (10/16), caught a game-winning six-yard touchdown pass on fourth down with 1:51 left from Alex Smith for the 25-19 victory over the previously unbeaten Lions.
• Against N.Y. Giants (11/13), recovered the onside kick by David Akers in the second quarter. Tied his career high with six receptions for 69 yards.

2010 (14/8 - San Francisco): Saw action in 14 games with eight starts and tallied a career-best 29 receptions for 331 yards.
• Against Denver (10/31), registered a career-high 85 receiving yards on five receptions, including a 38-yard catch to the one-yard line to set up the 49ers first touchdown.
• Against St. Louis (11/14), hauled in four receptions for 80 yards, marking the first time in his career he registered 80 receiving yards in back-to-back games.

2009 (16/8 - San Francisco): Played in all 16 games with eight starts and caught 21 passes for 233 yards. Carried the ball three times for 34 yards. Ranked tied for third on the team with a career-high 20 special teams tackles.
• Against Jacksonville (11/29), registered a season-high four receptions for 52 yards, including two catches for more than 20 yards.

2008 (15/2 - San Francisco): Played in 15 games with two starts and hauled in 10 catches for 155 yards and a touchdown.
• Against New England (10/5), started his first game of season and caught one pass for eight yards.
• Against Philadelphia (10/12), filled in at fullback when Zak Keasey (bicep) left the game in the second quarter.
• Against Seattle (10/26), hauled in a career-long 53-yard catch from J.T. O'Sullivan in the first quarter to set up the 49ers first score of game. Left the game in second quarter with an elbow injury and did not return.
• At Dallas (11/23), returned five kickoffs for 112 yards after kick returner Allen Rossum left game with an ankle injury.

2007 (16/10 - San Francisco): Saw action 16 games with 10 starts and posted 21 receptions for 174 yards and one touchdown. Also recovered two onside kicks on special teams.
• At Pittsburgh (9/23), made first start of season and caught three passes for 19 yards, while returning three kickoffs for 63 yds.
• At Carolina (12/2), recorded his first career touchdown on a 21-yard pass from Trent Dilfer.
• Against Minnesota (12/9), established then career-highs with six catches for 66 yards.

2006 (7/1 - San Francisco): Appeared in seven games as a rookie and registered two catches for 30 yards. Returned one kickoff for 25 yards. Injured shoulder early in training camp and missed first month of season.
• Against Oakland (10/8), played first career game and recorded his first NFL touch when he returned a kickoff 25 yds.
• At New Orleans (12/3), made first career start in a two-tight end set and saw extended playing time due to a knee injury suffered by Eric Johnson.

COLLEGE:
• Attended Central Missouri State, where he played 20 games and finished his college career tied with Anthony Simpson (1994-95) for eighth on school's career-record list with 113 receptions.
• Upon leaving UCM, his 1,347 receiving yards ranked 11th in school history, while his 965 yards on kickoff returns ranked seventh and 2,578 all-purpose yards ranked ninth.
• His two kickoff returns for touchdowns in 2004 tied a school season-record first set by Walter Rhome in 1971, and his three kickoff returns for scores tied CMSU's all-time record also held by Rhome (1969-72).
• Spent his first two seasons (2002-03) at Mt. San Antonio (Calif.) Community College and appeared in 19 games.
• Caught 199 total passes for 2,659 yds. and 23 touchdowns in 39 contests during his collegiate career.
• Majored in video production, with a minor in criminal justice at Central Missouri.

PERSONAL:
• Attended Pomona (Calif.) High School, where he was a first-team All-Region selection by *The Los Angeles Times*, adding all-division and All-San Gabriel Valley honors as a senior.
• Twice chosen Miramonte League Offensive Player of the Year and was selected as the 2001 Pomona Red Devil of the Year.
• Has a son, Delanie Jr.,who lives with his mom.
• Follow Walker on Twitter at @Delaniewalker82 and on Instagram at DelanieWalker82.
• Born Delanie Walker on Aug. 12, 1984 in Pomona, Calif.

DELANIE WALKER'S GAME-BY-GAME

2006 San Francisco 49ers — RECEIVING

Date		Opp.	W/L	P/S	No	Yds	Avg	Lg	TD
Sept 10	@	Ari	L	IA					
Sept 17		StL	W	IA					
Sept 24		Phi	L	IA					
Oct 1	@	KC	L	DNP					
Oct 8		Oak	W	p	0	0	0.0	0	0
Oct 15		SD	L	p	0	0	0.0	0	0
Oct 29	@	Chi	L	p	0	0	0.0	0	0
Nov 5		Min	W	p	0	0	0.0	0	0
Nov 12	@	Det	W	p	0	0	0.0	0	0
Nov 19		Sea	W	IA					
Nov 26	@	StL	L	IA					
Dec 3	@	NO	L	S	0	0	0.0	0	0
Dec 10		GB	L	p	2	30	15.0	29	0
Dec 14	@	Sea	W	DNP					
Dec 24		Ari	L	IA					
Dec 31	@	Den	W	IA					
Totals			**7-9**	**7/1**	**2**	**30**	**15.0**	**29**	**0**

2007 San Francisco 49ers — RECEIVING

Date		Opp.	W/L	P/S	No	Yds	Avg	Lg	TD
Sept 10		Ari	W	p	0	0	0.0	0	0
Sept 16	@	StL	W	p	0	0	0.0	0	0
Sept 23	@	Pit	L	S	3	19	6.3	13	0
Sept 30		Sea	L	S	1	7	7.0	7	0
Oct 7		Bal	L	S	0	0	0.0	0	0
Oct 21	@	NYG	L	S	1	4	4.0	4	0
Oct 28		NO	L	S	1	0	0.0	0	0
Nov 4	@	Atl	L	p	0	0	0.0	0	0
Nov 12	@	Sea	L	p	1	2	2.0	2	0
Nov 18		StL	L	S	0	0	0.0	0	0
Nov 25	@	Ari	W	S	1	5	5.0	5	0
Dec 2	@	Car	L	p	1	21	21.0	21	1
Dec 9		Min	L	S	6	66	10.8	26	0
Dec 15		Cin	W	S	2	13	6.5	7	0
Dec 23		TB	W	p	2	23	11.5	14	0
Dec 30	@	Cle	L	S	2	14	7.0	10	0
Totals			**5-11**	**16/10**	**21**	**174**	**8.3**	**26**	**1**

2008 San Francisco 49ers — RECEIVING

Date		Opp.	W/L	P/S	No	Yds	Avg	Lg	TD
Sept 7		Ari	W	p	0	0	0.0	0	0
Sept 14	@	Sea	W	p	3	44	14.7	24t	1
Sept 21		Det	L	p	1	21	21.0	21	0
Sept 28	@	NO	L	p	1	8	8.0	8	0
Oct 5		NE	L	S	0	0	0.0	0	0
Oct 12		Phi	L	S	0	0	0.0	0	0
Oct 19	@	NYG	L	p	2	53	26.5	53	0
Oct 26		Sea	L	p	1	4	4.0	4	0
Nov 10	@	Ari	W	IA					
Nov 16		StL	L	p	0	0	0.0	0	0
Nov 24	@	Dal	W	p	0	0	0.0	0	0
Nov 31	@	Buf	W	p	1	15	15.0	15	0
Dec 7		NYJ	L	p	1	10	10.0	10	0
Dec 14	@	Mia	W	p	0	0	0.0	0	0
Dec 21	@	StL	W	p	0	0	0.0	0	0
Dec 28		Was	W	p	0	0	0.0	0	0
Totals			**8-8**	**15/2**	**10**	**155**	**15.5**	**53**	**1**

2009 San Francisco 49ers — RECEIVING

Date		Opp.	W/L	P/S	No	Yds	Avg	Lg	TD
Sept 13	@	Ari	W	p	1	17	0.0	0	0
Sept 20		Sea	W	p	0	0	0.0	0	0
Sept 27	@	Min	L	p	0	0	0.0	0	0
Oct 4		StL	W	S	1	10	10.0	10	0
Oct 11		Atl	L	S	1	39	39.0	39	0
Oct 25	@	Hou	L	p	1	2	2.0	2	0
Nov 1	@	Ind	L	S	0	0	0.0	0	0
Nov 8		Ten	L	S	1	13	13.0	13	0
Nov 12		Chi	W	p	0	0	0.0	0	0
Nov 22	@	GB	L	p	0	0	0.0	0	0
Nov 29		Jax	W	S	4	52	0.0	22	0
Dec 6	@	Sea	L	S	3	28	9.3	18	0
Dec 14		Ari	W	S	1	2	2.0	2	0
Dec 20	@	Phi	L	S	3	28	9.3	13	0
Dec 27		Det	W	p	3	36	12.0	22	0
Jan 3	@	StL	W	p	2	6	3.0	5	0
Totals			**8-8**	**16/8**	**21**	**233**	**11.1**	**39**	**0**

2010 San Francisco 49ers — RECEIVING

Date		Opp.	W/L	P/S	No	Yds	Avg	Lg	TD
Sept 12	@	Sea	L	S	3	27	9.0	14	0
Sept 20		NO	L	p	2	26	13.0	22	0
Sept 26	@	KC	L	p	1	6	6.0	6	0
Oct 3	@	Atl	L	p	1	6	6.0	6	0
Oct 10		Phi	L	IA					
Oct 17		Oak	W	IA					
Oct 24	@	Car	L	p	0	0	0.0	0	0
Oct 31		Den	W	S	5	85	17.0	38	0
Nov 14		StL	W	S	4	80	20.0	36	0
Nov 21		TB	L	p	3	27	9.0	14	0
Nov 29	@	Ari	W	S	0	0	0.0	0	0
Dec 5	@	GB	L	S	2	19	9.5	15	0
Dec 12		Sea	W	S	1	7	7.0	7	0
Dec 16	@	SD	L	p	3	14	4.7	6	0
Dec 26	@	StL	L	S	3	17	5.7	7	0
Jan 2		Ari	W	S	1	17	17.0	17	0
Totals			**6-10**	**14/8**	**29**	**331**	**11.4**	**38**	**0**

2011 San Francisco 49ers — RECEIVING

Date		Opp.	W/L	P/S	No	Yds	Avg	Lg	TD
Sept 11		Sea	W	S	1	-1	-1.0	-1	0
Sept 18		Dal	L	p	2	38	19.0	29t	1
Sept 25	@	Cin	W	p	1	9	9.0	9	0
Oct 2	@	Phi	W	p	3	20	6.7	11	0
Oct 9		TB	W	S	2	37	18.5	26t	1
Oct 16	@	Det	W	p	2	11	5.5	6t	1
Oct 30		Cle	W	p	0	0	0.0	0	0
Nov 6	@	Was	W	S	2	15	7.5	10	0
Nov 13		NYG	W	S	6	69	11.5	19	0
Nov 20		Ari	W	p	0	0	0.0	0	0
Nov 24	@	Bal	L	S	0	0	0.0	0	0
Dec 4		StL	W	p	0	0	0.0	0	0
Dec 11	@	Ari	L	p	0	0	0.0	0	0
Dec 19		Pit	W	S	0	0	0.0	0	0
Dex 24	@	Sea	W	S	0	0	0.0	0	0
Jan 1	@	StL	W	IA					
Totals				**15/7**	**19**	**198**	**10.4**	**29t**	**3**
Playoffs									
Jan 14		NO	W	IA					
Jan 22		NYG	L	S	2	36	18.0	29	0
Totals				**1/1**	**2**	**36**	**18.0**	**29**	**0**

2012 San Francisco 49ers — RECEIVING

Date		Opp.	W/L	P/S	No	Yds	Avg	Lg	TD
Sept 9	@	GB	W	p	0	0	0.0	0	0
Sept 16		Det	W	p	1	7	7.0	7	0
Sept 23	@	Min	L	p	1	1	1.0	1	0
Sept 30	@	NYJ	W	S	2	31	15.5	25	0
Oct 7		Buf	W	p	0	0	0.0	0	0
Oct 14		NYG	L	p	0	0	0.0	0	0
Oct 18		Sea	W	S	1	12	12.0	12	1
Oct 29	@	Ari	W	p	2	38	19.0	23	0
Nov 11		StL	T	p	0	0	0.0	0	0
Nov 19		Chi	W	p	1	9	9.0	9	0
Nov 25	@	NO	W	p	3	81	27.0	45	0
Dec 2	@	StL	L	p	1	7	7.0	7	0
Dec 9		Mia	W	S	1	20	20.0	20	0
Dec 16	@	NE	W	p	2	34	17.0	34t	1
Dec 23	@	Sea	L	p	4	54	13.5	23	1
Dec 30		Ari	W	S	2	50	25.0	27	0

DELANIE WALKER'S GAME-BY-GAME CONT.

Totals			**11-4-1**	**16/4**	**21**	**344**	**16.4**	**45**	**3**
Playoffs									
Jan 12		GB	W	p	1	17	17.0	17	0
Jan 20	@	Atl	W	p	1	20	20.0	20	0
Feb 3		Bal	L	S	3	48	16.0	28	0
Totals			**2-1**	**3/1**	**5**	**85**	**17.0**	**28**	**0**

2013 Tennessee Titans — RECEIVING

Date		Opp.	W/L	P/S	No	Yds	Avg	Lg	TD
Sept 8	@	Pit	W	p	3	40	13.3	25	0
Sept 15	@	Hou	L	p	1	10	10.0	10t	1
Sept 22		SD	W	S	5	49	9.8	17	0
Sept 29		NYJ	W	p	3	14	4.7	7	1
Oct 6		KC	L	S	4	43	10.8	15	0
Oct 13	@	Sea	L	S	4	29	7.3	11	0
Oct 20		SF	L	S	3	52	17.3	26t	1
Nov 3	@	StL	W	p	2	13	6.5	8	0
Nov 10		Jax	L	S	4	62	15.5	33	1
Nov 14		Ind	L	S	10	91	9.1	19t	1
Nov 24	@	Oak	W	S	5	46	9.2	14	0
Dec 1	@	Ind	L	S	1	5	5.0	5	0
Dec 8	@	Den	L	IA					
Dec 15		Ari	L	S	8	53	6.6	22	1
Dec 22	@	Jax	W	S	4	35	8.8	11	0
Dec 29		Hou	W	S	3	29	9.7	11	0
Totals			**7-9**	**15/11**	**60**	**571**	**9.5**	**33**	**6**

DELANIE WALKER'S NFL STATISTICS

REGULAR SEASON

				RECEIVING					RUSHING				
Year	Team	GP	GS	No	Yds	Avg	Lg	TD	Att	Yds	Avg	Lg	TD
2006	San Francisco	7	1	2	30	15.0	29	0	0	0	-	0	0
2007	San Francisco	16	10	21	174	8.3	26	1	0	0	-	0	0
2008	San Francisco	15	2	10	155	15.5	53	1	2	-13	-6.5	-3	0
2009	San Francisco	16	8	21	233	11.1	39	0	3	34	11.3	16	0
2010	San Francisco	14	8	29	331	11.4	38	0	3	18	6.0	10	0
2011	San Francisco	15	7	19	198	10.4	29t	3	3	5	1.7	14	0
2012	San Francisco	16	4	21	344	16.4	45	3	0	0	-	0	0
2013	Tennessee	15	11	60	571	9.5	33	6	0	0	-	0	0
NFL Totals		**114**	**51**	**183**	**2,036**	**11.1**	**53**	**14**	**11**	**44**	**4.0**	**16**	**0**

REGULAR SEASON

		KICKOFF RETURNS					PUNT RETURNS					
Year	Team	No	Yds	Avg	Lg	TD	No	FC	Yds	Avg	Lg	TD
2006	San Francisco	1	25	25.0	25	0	0	0	0	-	-	0
2007	San Francisco	3	63	21.0	30	0	0	0	0	-	-	0
2008	San Francisco	13	257	19.8	35	0	0	0	0	-	-	0
2009	San Francisco	5	85	17.0	25	0	0	0	0	-	-	0
2010	San Francisco	5	70	14.0	20	0	0	0	0	-	-	0
2011	San Francisco	0	0	-	-	0	0	0	0	-	-	0
2012	San Francisco	4	28	7.0	18	0	0	0	0	-	-	0
2013	Tennessee	0	0	-	-	0	0	0	0	-	-	0
NFL Totals		**31**	**528**	**17.0**	**35**	**0**	**0**	**0**	**0**	**-**	**-**	**0**

POSTSEASON

				RECEIVING					RUSHING				
Year	Team	GP	GS	No	Yds	Avg	Lg	TD	Att	Yds	Avg	Lg	TD
2011	San Francisco	1	1	2	36	18.0	29	0	0	0	-	0	0
2012	San Francisco	3	1	5	85	17.0	28	0	0	0	-	0	0
NFL Totals		**4**	**2**	**7**	**121**	**17.3**	**29**	**0**	**0**	**0**	**-**	**0**	**0**

Single-Game Highs

Receptions - 10 vs. Indianapolis (11/14/13)
Receiving Yards - 91 vs. Indianapolis (11/14/13)
Long Reception - 53 vs. Seattle (10/26/08)
Touchdowns - 1 (14 times, last vs. Arizona 12/15/13)
Kickoff Returns - 5 at Dallas (11/23/08)
Kickoff Return Yards - 112 at Dallas (11/23/08)
Long Kickoff Return - 35 at Dallas (11/23/08)

Playoff Single-Game Highs

Receptions - 3 vs. San Francisco (2/3/13)
Receiving Yards - 48 vs. San Francisco (2/3/13)
Long Reception - 29 vs. N.Y. Giants (1/22/12)

Additional Statistics

Special Teams Tackles - 2 (2007), 15 (2008), 20 (2009), 13 (2010), 8 (2011), 3 (2012)
Onside Kick Recoveries - 2 (2007), 1 (2011), 1 (2012)
Fumble Recovery - 1 (2013)

70

Chance Warmack

GUARD • 6'2" • 323 lbs • COLLEGE: ALABAMA
ACQUIRED: 1ST ROUND - 2013 • NFL EXP. (NFL/TITANS): 2/2
HOMETOWN: ATLANTA, GA.
GAMES PLAYED/GAMES STARTED: 16/16 (PLAYOFFS: 0/0)

PRO: With the 10th overall selection in the 2013 NFL Draft, the Titans selected former Alabama guard Chance Warmack. The 6-foot-2-inch, 323-pound lineman possesses an impressive list of attributes and accomplishments, beginning with his positive, workmanlike attitude and his commitment to the game. Regarded as a colorful character in the locker room, on the field he reveals a nasty and aggressive demeanor. The three-time national champion as a member of the Crimson Tide built a reputation as smart and instinctive and a rare blend of power and athleticism at the guard position. He started his final three seasons at Alabama at left guard, but he immediately became a 16-game starter at right guard as a rookie with the Titans. Warmack became the first offensive lineman selected by the Titans/Oilers in the first round since tackle Brad Hopkins (13th overall) in 1993 and the first guard selected by the club in the first round since Bruce Matthews (ninth overall) in 1983.

CAREER HIGHLIGHTS:

• With starts in all 16 games at right guard in 2013, Warmack became the first Titans rookie since Michael Roos in 2005 to start every game as a rookie offensive lineman.
• During his time at Alabama, the Crimson Tide won three BCS National Championships, taking the title during his freshman (2009), junior (2011) and senior (2012) seasons.
• Warmack started the final 40 games of his college career at left guard, including all 14 contests as a senior in 2012.
• In the final game of his college career, Warmack turned in a dominating performance against the Notre Dame defense in a 42-14 win. The Crimson Tide offense accumulated 529 yards and did not allow a sack en route to the BCS National Championship victory.

TITANS TIDBITS:

• At Alabama, Warmack developed the custom of rolling up his jersey to just under the numbers as a way to stay cooler. Soon, the fad became known as "Warmacking," and fans began posting photos on social media of their exposed bellies. He highlights the best fan photos on social media with what he calls "Warmackin Wednesdays."
• Warmack spent time training prior to the 2013 NFL Draft with the Titans' eventual fourth-round pick, center Brian Schwenke.
• Warmack attended Westlake High School in Atlanta, Ga., where he was a teammate during his freshman and sophomore years with current Carolina Panthers quarterback Cam Newton.
• Warmack's brother, Dallas, is a rising senior offensive line prospect in Atlanta and has already committed to follow in Chance's footsteps at Alabama.

CAREER TRANSACTIONS:

• Raised in Atlanta, Ga., Warmack was selected by the Titans in the first round (10th overall) of the 2013 NFL Draft.

SEASON RECAPS:

2013 (16/16): Started all 16 games at right guard in his rookie campaign.
• At Pittsburgh (9/8), made his first career NFL start at right guard and helped open holes for Titans' rushers to gain 112 yards on the ground.
• Against San Diego (9/22), helped block for an offense that amassed 452 total yards, including 170 on the ground. Recovered a Jake Locker fumble in the fourth quarter allowing the Titans to kick a field goal two plays later.
• Against N.Y. Jets (9/29), blocked for the Titans' offense that amassed 322 total yards and four touchdowns.
• At St. Louis (11/3), blocked for Titans' ball carriers to gain 198 rushing yards on 35 carries (5.7 avg.).
• Against Jacksonville (11/10), was part of an offensive front that allowed just one sack on 42 pass attempts.
• Against Arizona (12/15), helped protect Ryan Fitzpatrick allowing him to throw for a career-high 402 yards.
• At Jacksonville (12/22), helped open holes for Titans ball carriers to accumulate 182 yards on the ground.

COLLEGE:

• In a four-year career at Alabama, appeared in 45 games, including starts in his final 40 contests—every game his sophomore, junior and senior seasons—at left offensive guard. Appeared in his first five college games as a reserve right guard. The three-time national champion was credited with 49 touchdown-resulting blocks while clearing lanes for individual ball carriers to record 25 100-yard performances during his time in the starting lineup. Also totaled 316 key blocks/knockdowns for the Tide.
• As a senior (2012), was a unanimous first-team All-American selection while helping Alabama to a national championship, starting all 14 contests along the way. Added All-SEC first-team accolades, and rated the best interior lineman eligible for the 2013 NFL Draft by The NFL Draft Report. Was penalized twice on 805 offensive plays, pacing a veteran-filled front wall with 37 pancakes, a total of 128 knockdowns/key blocks and 19 touchdown-resulting blocks. Graded 90 percent or better for blocking consistency in eight games, finishing with a season average of 89.94 percent, the highest grade for any offensive guard in college football in 2012. Blocked for 10 100-yard rushing performances, opening holes for a rushing offense that ranked 16th in the nation (227.5 yards per game), in addition to paving the way for the Tide to generate 445.5 yards per game in total offense.
• As a junior (2011), started all 13 games for the second consecutive season. Named honorable mention All-American by *Pro Football Weekly* and second-team All-SEC by the league coaches. Helped Alabama rank 16th nationally running the football with an average of 214.5 yards per game, while ranking 20th nationally in scoring offense (34.9 points per game) and 31st in total offense (429.6 yards per game). The Tide scored 34 rushing touchdowns on the year. Blocked for 11 100-yard rushers.
• As a sophomore (2011), took over the first-string left guard duties, starting all 13 games. Helped the Crimson Tide rank 22nd nationally in total offense (444.08 yards per game). Anchored an offensive line that provided time for the nation's No. 4 quarterback in passing efficiency. Blocked for five 100-yard rushers.
• As a freshman (2009), saw action in five games at guard as a true freshman.
• Graduated in December 2012 with a degree in communication studies.

PERSONAL:

• Single, splits time between Nashville and Atlanta.
• Attended Westlake (Atlanta, Ga.) High School, where he averaged seven pancake blocks per game as a senior in 2008. Rated by Rivals.com as the No. 20 offensive guard prospect in the country and the No. 29 player in the state of Georgia. Also rated by ESPNU as the No. 16 offensive guard and an All-American in Tom Lemming's Prep Football Report.
• On Twitter: @chancewarmack
• On Instagram: @warmackin
• List of favorites: (movie) "End of Watch"; (TV show) "South Park"; (actor) Kerry Washington; (music artists) Kanye West, Foo Fighters, deadmau5;

(school subjects) English, art and history; (car) Ford Expedition; (favorite athlete as a child) Larry Allen; (video game) Devil May Cry; (pro sports team as a child) Chicago Bulls; and (food) all kinds of food "except for potato salad."

• Born Chance S. Warmack in Detroit, Mich., on Sept. 14, 1991.

CHANCE WARMACK'S NFL STATISTICS

REGULAR SEASON

Year	Team	GP	GS
2013	Tennessee	16	16
NFL Totals		**16**	**16**

Starts Breakdown:
2013 - RG 16

Additional Career Statistics
Fumble Recovery - 1 (2013)

29

Leon Washington

RUNNING BACK • 5'8" • 192 lbs • COLLEGE: FLORIDA STATE
ACQUIRED: FREE AGENT - 2013 • NFL EXP. (NFL/TITANS): 9/2
HOMETOWN: JACKSONVILLE, FLA.
GAMES PLAYED/GAMES STARTED: 110/14 (PLAYOFFS: 5/2)

PRO BOWLS 2008 2012

PRO: Leon Washington is a prolific return specialist that has been named to two Pro Bowls during his eight NFL seasons. The 5-foot-8-inch, 192-pounder has returned eight kickoffs for touchdowns in his career which is tied for the most in NFL history. He also adds a dynamic presence in the backfield, having compiled 2,214 rushing yards and 146 receptions in his first eight NFL campaigns. Prior to his arrival in Tennessee, the Florida State product spent time with the N.Y. Jets, Seattle Seahawks and New England Patriots.

CAREER HIGHLIGHTS:

• His eight kickoff returns for touchdowns are tied for the most in NFL history (Josh Cribbs).
• Became the first player in NFL history to return three kickoffs for touchdowns in two different seasons (2007, 2010).
• Earned NFC Special Teams Player of the Week honors after returning four kicks for 253 yards and two touchdowns against San Diego (9/26/10), including a career-long 101-yard touchdown and a 99-yard touchdown. Became the 10th player in NFL history to return two kickoffs for touchdowns in the same game and set a Seahawks franchise record with 253 kickoff return yards. His 63.3 yard average is fourth in NFL history (min. three attempts) in a single game.
• Set a career-high with 274 all-purpose yards against Kansas City (10/26/08), including a 60-yard touchdown run and an 18-yard touchdown reception, his first career game with rushing and receiving touchdowns.
• In 2008, tied for first in the league for most 40-plus yard touchdown runs (three) and plays of 40-plus yards (10; six returns, three rushes and one reception).
• Completed a 36-yard pass to Wallace Wright against Kansas City (12/30/07), marking the longest pass by a non-quarterback in N.Y Jets franchise history and became the first player since Antwaan Randle-El in 2003 to throw a pass, catch a pass, rush the ball, return a punt and return a kickoff in the same game.

TITANS TIDBITS:

• In 2013, he started the annual Leon Washington Foundation Champions Weekend in Jacksonville, Fla. (www.leonwashington33.org). The festivities include a casino night fundraiser, a football clinic and scholarship dinner. Proceeds benefit Blessings in a Backpack, a non-profit that provides elementary school children who are on the federal Free and Reduced Price Meal Program with a backpack of food to take home for 38 weekends during the school year.
• Washington entered his freshman year at Florida State as a defensive back but soon found his niche on the other side of the ball as a running back.

CAREER TRANSACTIONS:

• The Jacksonville, Fla., native was originally selected by the New York Jets in the fourth round (117th overall) of the 2006 NFL Draft.
• Re-signed by the Jets as a restricted free agent on April 15, 2010.
• Traded by the Jets to the Seattle Seahawks for a 2010 fifth-round draft pick.
• Released by the Seahawks on March 12, 2013.
• Signed by the New England Patriots as an unrestricted free agent on March 14, 2013.
• Released by the Patriots on Sept. 1, 2013 and re-signed by the team on Sept. 7, 2013.
• Released by the Patriots on Nov. 23, 2013.
• Signed by the Titans as a free agent on Nov. 27, 2012.

SEASON RECAPS:

2013 (2/0 - New England; 5/0 - Tennessee): Saw action in five games as a reserve with the Titans and returned 16 kickoffs for 481 yards with a long return of 95 yards. Returned six punts for 78 yards with a long return of 33 yards. Before arriving in Tennessee, played in two games as a reserve with the Patriots and rushed once for one yard and returned one kickoff for 19 yards.
• At Indianapolis (12/1), made his Titans debut as a return specialist. Brought out three kickoffs for 78 yards and returned two punts for 43 yards with a long of 33 yards. Fielded a 60-yard punt and returned it 33 yards to the Colts' 32-yard line in the third quarter.
• At Denver (12/8), returned five kickoffs for 209 yards with a long of 95 yards. Fair caught his only two punts. Set up the Titans' second touchdown with a 95-yard kickoff return to the Broncos' three-yard line in the first quarter.
• Against Arizona (12/15), served as the team's return specialist and brought out six kickoffs for 140 yards and two punts for 18 yards.

2012 (16/0, 2/0 - Seattle): Played in 16 games, finishing with 23 carries for 83 yards and a touchdown, four catches for 31 yards, 41 punt returns for 356 yards (8.7 avg.) and 27 kick returns for 784 yards (career-high 29.0 avg.) and a touchdown. Played in two postseason games, returning four punts for 43 yards and three kickoffs for 83 yards. Named to the NFC Pro Bowl team.
• At Arizona (9/9), posted a season-high 52-yard punt return.
• At Miami (11/25), returned a kickoff 98 yards for a touchdown, tying him for first all-time with eight career kickoff returns for touchdowns (Josh Cribbs).

2011 (16/1 - Seattle): Played in all 16 games, starting one, amassing 53 rushes for 248 yards and a touchdown, 10 receptions for 48 yards, 41 punt returns for 464 yards (11.3 avg.) and 43 kickoff returns for 1,084 yards (25.2 avg.).
• At Arizona (1/1), rushed for a season-high 78 yards and a 48-yard touchdown.

2010 (16/0, 2/1 - Seattle): Played in all 16 games, registering 27 carries for 100 yards and a touchdown, nine receptions for 79 yards, 22 punt returns for 249 yards (11.3 avg.) and a career-high 57 kick returns for 1,461 yards and three touchdowns. Played in both postseason games, with one start, recording nine kick returns for 22 yards, one punt return for 12 yards and added one catch for nine yards and one rush for 10 yards. Named to the *Associated Press* All-Pro for the third time in his career.
• Became the first player in NFL history to return three kickoffs for touchdowns in two different seasons (2007, 2010).
• Against San Diego (9/26), earned NFC Special Teams Player of the Week
honors after returning four kicks for 253 yards and two touchdowns, including a career-long 101-yard touchdown and a 99-yard touchdown. Became the 10th player in NFL history to return two kickoffs for touchdowns in the same game, setting a franchise record with 253 kickoff return yards and his 63.3 yard average is fourth in NFL history (min. three attempts).
• Against Carolina (12/5), recorded a career-long 84-yard punt return.
• At San Francisco (12/12), scored on a 92-yard kickoff return.
• At Chicago (1/16), returned five kickoffs for 143 yards in a Divisional playoff game, including a 62-yard return.

2009 (7/0 - N.Y. Jets): Played in seven games before being placed on injured reserve with a leg injury. Rushed 72 times for 331 yards, caught 15 passes for 131 yards, returned two punts for 16 yards and returned 16 kickoffs for 385 yards.
• Against Buffalo (10/18), posted season-highs in carries (15) and rushing yards (99).

2008 (16/1 - N.Y. Jets): Played in 16 games, starting one contest, and led the NFL with 2,332 all-purpose yards, with 48 kick returns for 1,231 yards and one touchdown, 29 punt returns for 303 yards (10.3 avg.), 76 rushes for 448 yards and six touchdowns and 47 receptions for 355 yards and two touchdowns. Named to the NFC Pro Bowl team and the *Associated Press* All-Pro team.
• Tied for first in the league for most 40-plus yard touchdown runs (three) and plays of 40 or more yards (10; six returns, three rushes and one reception).
• Registered three games with 200-plus all-purpose yards (218, 9/22 at San Diego; 274, 10/26 vs. Kansas City; and 212, 11/13 at New England).
• Against Kansas City (10/26), set a career-high with 274 all-purpose yards, including a 60-yard touchdown run and an 18-yard touchdown reception, his first career game with rushing and receiving touchdowns.
• At New England (11/13), scored twice on a seven-yard touchdown reception and a 92-yard kickoff return touchdown.
• At Tennessee (11/23), tallied two rushing touchdowns, including a career-long 61-yard touchdown run, his third touchdown rush over 40 yards in 2008.

2007 (16/4 - N.Y. Jets): Played in 16 games with four starts, returning 20 punts for 183 yards (9.2 avg.), 47 kickoffs for 1,921 yards (27.5 avg., third in the NFL) and three touchdowns. Rushed for 353 yards and three touchdowns and caught 36 passes for 213 yards. Named to the *Associated Press* All-Pro team.
• Against Miami (9/23), scored his first career kickoff return touchdown, running back a kick 98 yards for a score vs. Miami
• At Buffalo (9/30), recorded a career-high eight receptions for 38 yards and added four rushes for 24 yards and a touchdown.
• At N.Y. Giants (10/7), returned a kickoff 98 yards for a touchdown.
• Against Washington (11/4), returned the opening kickoff 86 yards for a touchdown.
• At Miami (12/2), posted a season-high 68 rushing yards and two touchdowns.
• Against Kansas City (12/30), completed a 36-yard pass to Wallace Wright, marking the longest pass by a non quarterback in franchise history and became the first player since Antwaan Randle-El in 2003 to throw a pass, catch a pass, rush the ball, return a punt and return a kickoff in the same game.

2006 (16/8, 1/1 - N.Y. Jets): Played in all 16 games as a rookie, starting eight contests. Led the team with 650 yards rushing and scored four rushing touchdowns, while catching 25 passes for 270 yards and returning 13 punts for 97 yards and six kickoffs for 79 yards.
• At Jacksonville (10/8), rushed for 101 yards on a career-high 23 carries, becoming the first Jets rookie to rush for over 100 yards since 1990.
• Against Miami (10/15), made his first NFL start, leading the team with 58 yards on 11 carries.
• Against Detroit (10/22), rushed for a career-high 129 yards and two touchdowns.
• At Miami (12/25), registered his first career 100-yard receiving game, catching four passes for a career-high 108 yards, including a career-long 64-yard reception that set up the game-winning field goal.
• At New England (1/7), started his first postseason game, rushing for 50 yards on 11 carries and tallying four receptions for 25 yards.

COLLEGE:

• Left Florida State 10th on the school's career rushing list, with 2,041 yards and was the only player in the Bobby Bowden era to score a touchdown five different ways (rushing, receiving, punt return, kickoff return, fumble return).
• Earned All-ACC second-team honors and was named the offensive MVP by the coaching staff.
• Led the ACC in rushing yards per game (95.1 avg.) and finished second in the ACC with 112.5 total offensive yards per game.
• Named Gator Bowl MVP in 2004, after rushing for 195 yards on 12 carries.
• Majored in social sciences at Florida State.

PERSONAL:

• Married to Charity with three sons: Leon Dewitt Cain-Washington, Noel Simon Washington and Nolen Lee Washington.
• Named 2002 Mr. Florida after compiling 2,437 rushing yards and 28 touchdowns, three punt return touchdowns, one kickoff return touchdown and 88 tackles and three interceptions on defense.
• Named Player of the Year by the *Florida Times-Union* and the number three overall prospect in the state by the *Orlando Sentinel*.
• Follow Washington on Twitter at @Leon_Washington.
• List of favorites: (movie) "300"; (TV show) "Martin"; (music artist) Lecrae; (video game) FIFA; (school subject) biology; (book) Charlotte's Web; and (car) Fisker Karma.
• Born Leon Dewitt Washington on Aug. 29, 1982 in Jacksonville, Fla.

LEON WASHINGTON'S TITANS GAME-BY-GAME

2013 Tennessee Titans					RUSHING					RECEIVING				
Date		Opp	W/L	P/S	Att	Yds	Avg	Lg	TD	No	Yds	Avg	Lg	TD
Dec 1	@	Ind	L	p	0	0	-	0	0	0	0	-	0	0
Dec 8	@	Den	L	p	0	0	-	0	0	0	0	-	0	0
Dec 15		Ari	L	p	0	0	-	0	0	0	0	-	0	0
Dec 22	@	Jax	W	p	0	0	-	0	0	0	0	-	0	0
Dec 29		Hou	W	p	0	0	-	0	0	0	0	-	0	0
Totals			**2-3**	**5/0**	**0**	**0**	**0.0**	**0**	**0**	**0**	**0**	**0.0**	**0**	**0**

2013 Tennessee Titans					PUNT RETURNS						KICKOFF RETURNS				
Date		Opp	W/L	P/S	No	FC	Yds	Avg	Lg	TD	No	Yds	Avg	Lg	TD
Dec 1	@	Ind	L	p	2	2	43	21.5	33	0	3	78	26.0	32	0
Dec 8	@	Den	L	p	0	2	0	-	0	0	5	209	41.8	95	0
Dec 15		Ari	L	p	2	0	18	9.0	9	0	6	140	23.3	33	0
Dec 22	@	Jax	W	p	1	2	-1	-1.0	-1	0	0	0	-	0	0
Dec 29		Hou	W	p	1	3	18	18.0	18	0	2	54	27.0	27	0
Totals			**2-3**	**5/0**	**6**	**9**	**78**	**13.0**	**33**	**0**	**16**	**481**	**30.1**	**95**	**0**

LEON WASHINGTON'S NFL STATISTICS

REGULAR SEASON

				RUSHING					RECEIVING				
Year	Team	GP	GS	No	Yds	Avg	Lg	TD	Att	Yds	Avg	Lg	TD
2006	N.Y. Jets	16	8	151	650	4.3	23	4	25	270	10.8	64	0
2007	N.Y. Jets	16	4	71	353	5.0	49	3	36	213	5.9	18	0
2008	N.Y. Jets	16	1	76	448	5.9	61t	6	47	355	7.6	40	2
2009	N.Y. Jets	7	0	72	331	4.6	33	0	15	131	8.7	33	0
2010	Seattle	16	0	27	103	3.7	21	1	9	79	8.8	28	0
2011	Seattle	16	1	53	248	4.7	48t	1	10	48	4.8	9	0
2012	Seattle	16	0	23	83	3.6	9	1	4	31	7.8	9	0
2013	NE/TEN	7	0	1	1	1.0	1	0	0	0	0.0	0	0
NFL Totals		**110**	**14**	**474**	**2,214**	**4.7**	**61t**	**16**	**146**	**1,127**	**7.7**	**64**	**2**

		PUNT RETURNS						KICKOFF RETURNS				
Year	Team	No	FC	Yds	Avg	Lg	TD	No	Yds	Avg	Lg	TD
2006	N.Y. Jets	13	6	97	7.5	38	0	6	79	13.2	23	0
2007	N.Y. Jets	20	14	183	9.2	33	0	47	1,291	27.5	98t	3
2008	N.Y. Jets	29	9	303	10.4	37	0	48	1,231	25.6	94	1
2009	N.Y. Jets	2	1	16	8.0	12	0	16	385	24.1	43	0
2010	Seattle	22	8	249	11.3	84	0	57	1,461	25.6	101t	3
2011	Seattle	41	16	464	11.3	37	0	43	1,084	25.2	54	0
2012	Seattle	41	17	356	8.7	52	0	27	784	29.0	98t	1
2013	NE/TEN	6	9	78	13.0	33	0	17	500	29.4	95	0
NFL Totals		**174**	**80**	**1,746**	**10.0**	**84**	**0**	**261**	**6,815**	**26.1**	**101t**	**8**

POSTSEASON

				RUSHING					RECEIVING				
Year	Team	GP	GS	No	Yds	Avg	Lg	TD	Att	Yds	Avg	Lg	TD
2006	N.Y. Jets	1	1	11	50	4.5	19	0	4	25	6.3	12	0
2010	Seattle	2	1	1	9	9.0	9	0	1	10	10.0	10	0
2012	Seattle	2	0	0	0	-	0	0	0	0	-	0	0
NFL Totals		**5**	**2**	**12**	**59**	**4.9**	**19**	**0**	**5**	**35**	**7.0**	**12**	**0**

		PUNT RETURNS						KICKOFF RETURNS				
Year	Team	No	FC	Yds	Avg	Lg	TD	No	Yds	Avg	Lg	TD
2006	N.Y. Jets	1	0	7	7.0	7	0	0	0	-	0	0
2010	Seattle	1	2	12	12.0	12	0	9	222	24.7	62	0
2012	Seattle	4	1	43	10.8	15	0	3	83	27.7	37	0
NFL Totals		**6**	**3**	**62**	**10.3**	**15**	**0**	**12**	**305**	**25.4**	**62**	**0**

Single-Game Highs

Rushing Attempts - 23 at Jacksonville (10/8/06)
Rushing Yards - 129 vs. Detroit (10/22/06)
Long Rush - 61t at Tennessee (11/23/08)
Rushing Touchdowns - 2 (Three times, last at Tennessee (11/23/08)
Receptions - 8 at Buffalo (9/30/07)
Receiving Yards - 125 at Miami (12/25/06)
Long Reception - 64 at Miami (12/25/06)
Receiving Touchdowns - 1 (Twice, last at New England 11/13/08)
Punt Returns - 7 at St. Louis (11/20/11)
Punt Return Yards - 92 vs. Carolina (12/5/10)
Punt Return Long - 84 vs. Carolina (12/5/10)
Kickoff Returns - 7 (Twice, last at Tampa Bay 12/26/10)
Kickoff Return Yards - 253 vs. San Diego (9/26/10)
Kickoff Return Long - 101t vs. San Diego (9/26/10)
Kickoff Return Touchdown - 2 vs. San Diego (9/26/10)

Additional Statistics

Misc. Tackles - 2 (2006), 4 (2008), 2 (2011)
Passing - 1 for 1 for 36 yards (2007); 0 for 0 for 0 yards, 1 sack for 7 yards (2010)

85

NATE WASHINGTON

WIDE RECEIVER • 6'1" • 183 lbs • COLLEGE: TIFFIN
ACQUIRED: UFA - 2009 (PIT) • NFL EXP. (NFL/TITANS): 10/6
HOMETOWN: TOLEDO, OHIO
GAMES PLAYED/GAMES STARTED: 129/81 (PLAYOFFS: 7/0)

2013

SUPER BOWLS 2005 2008

PRO: Nate Washington was signed by the Titans in the 2009 offseason to bolster the wide receiving corps and provide a deep threat for the aerial attack. From 2009 through 2013, no Titans player had more total receptions (267), receiving yards (3,944) and receiving touchdowns (26) than him. The 6-foot-1, 183-pounder enjoyed his greatest statistical success in 2011, when he posted career highs with 74 receptions for 1,023 yards and seven touchdowns. He is one of his generation's greatest success stories in the NFL. At the conclusion of 2013, the former undrafted free agent from Tiffin University ranked third among all active undrafted NFL players in career receiving yards, trailing only Wes Welker and Antonio Gates. He also has been remarkably durable, recording eight consecutive campaigns in which he played in all 16 games. At the conclusion of the 2013 campaign, his current streak of 128 consecutive games played ranked first in the NFL among wide receivers.

CAREER HIGHLIGHTS:

• In 2013, Washington recorded season totals of 58 catches (third on team) for 919 yards (second on team) and three touchdowns (fourth on team). His reception and yardage totals were the second-best of his career through nine seasons.
• Washington was a member of two Super Bowl championship teams during his four-year stay in Pittsburgh. The Steelers hoisted the Lombardi Trophy in 2005 and 2008.
• Had recorded at least one reception in 85 consecutive games, including 71 straight contests as a member of the Titans before not recording a catch at St. Louis on Nov. 3, 2013. The 71-game streak is the fourth-longest in franchise history.
• In 2012, Washington led the team with 746 receiving yards, while tying for the team lead with four receiving touchdowns. He also finished second on the squad with 46 catches.
• Washington posted career numbers in 2011, when he led the team and ranked ninth in the AFC with a career-best 74 receptions. He also eclipsed the 1,000-yard receiving mark for the first time (1,023 yards) and set a career-high with seven receiving touchdowns. Washington was also clutch when it mattered most ranking second in the NFL and first in the AFC with 29 receptions on third down.
• In 2010, Washington tied for second on the Titans with 42 receptions for a then career-best 687 receiving yards, while also tying a career-high with six touchdown grabs. He also posted the first two 100-yard receiving games of his career.
• In 2009, Washington led the Titans with a then-career-high six receiving touchdowns and finished second on the team with a career-best 47 receptions and 569 receiving yards.
• In 2006, Washington led the AFC with a 17.8-yard per reception average and caught 35 passes for 624 yards with four touchdowns for the Steelers.

TITANS TIDBITS:

• By signing with the Steelers as an undrafted free agent in 2005, Washington became the first Tiffin University player in the modern era to play in the NFL.
• Following his first Super Bowl victory in 2005, Washington received the key to city from his hometown, Toledo, Ohio and his college town of Tiffin, Ohio.
• Washington was a lifeguard at a community pool for three summers when he was in high school.
• Washington wasted no time meeting and greeting the Titans faithful as he took part in Titans Caravan XII in April 2009, visiting fans in Waynesboro, Hohenwald, Lawrenceburg, Pulaski and Franklin. Washington's Caravan schedule also took him to Alabama with a huge group stop with Kerry Collins in Florence.

CAREER TRANSACTIONS:

• The Toledo, Ohio., native was originally signed by the Pittsburgh Steelers as an undrafted free agent in 2005.
• Signed by the Titans as an unrestricted free agent on March 2, 2009.

SEASON RECAPS:

2013 (16/15 - Tennessee): Played in all 16 games for the eighth consecutive season and ranked third on the team with 58 receptions and finished second on the squad with 919 receiving yards. Hauled in three receiving touchdowns. Posted three 100-yard receiving performances (vs. SD, vs. NYJ, at JAX). Led the team in receptions three times (at PIT, vs. SD, at JAX). Led the team in receiving yards five times (at PIT, vs. SD, vs. NYJ, at IND, at JAX). Set a career-high with 131 receiving yards against San Diego (9/22/13). Reached the 5,000-yard receiving mark for his career with a career-long 77-yard touchdown catch against N.Y. Jets (9/29/13). Had recorded at least one reception in 85 consecutive games, including 71 straight contests as a member of the Titans before not recording a catch at St. Louis (11/3/13).
• At Pittsburgh (9/8), led the team with four receptions and 46 receiving yards. Extended the Titans' second scoring drive with a 14-yard reception on third-and-13 in the third quarter.
• At Houston (9/15), grabbed three receptions for 50 yards. Kept the Titans' initial scoring drive alive with a 17-yard reception on third-and-six in the first quarter. Kickstarted the Titans' nine-play, 99-yard drive with a 31-yard reception down the sideline in the fourth quarter.
• Against San Diego (9/22), led the team with eight receptions for a career-high 131 yards. Hauled in a game-high 35-yard reception during the second quarter. Kept a Titans' fourth quarter scoring drive alive with a 17-yard catch on fourth-and-three.
• Against N.Y. Jets (9/29), hauled in four receptions for a team-best 105 yards and two touchdowns. Kept a Titans' scoring drive alive with an 18-yard catch on third-and-eight in the second quarter. Gave the Titans a 17-3 lead with a four-yard touchdown grab on third-and-goal in the second quarter. Extended the Titans' lead to 38-13 with a leaping career-long 77-yard catch-and-run reception with 7:06 remaining in the game.
• Against San Francisco (10/20), snared three receptions for 62 yards. Set up a field goal with a 42-yard reception in the third quarter.
• At St. Louis (11/3), was held without a reception, ending his streak of 85 consecutive NFL games with at least one catch. His 71-game streak with at least one reception as a member of the Titans was the fourth-longest streak in franchise history, trailing only Frank Wycheck, Ernest Givins and Drew Hill.
• Against Indianapolis (11/14), had two receptions for 53 yards. Set up the Titans' final touchdown with a 42-yard reception late in the fourth quarter.
• At Indianapolis (12/1), led the team with 81 receiving yards on five receptions. Fueled the Titans' first touchdown drive with a 31-yard reception down the right sideline in the first quarter.
• Against Arizona (12/15), grabbed seven receptions for 92 yards. Converted a third-and-four during the Titans' first touchdown drive of the fourth quarter with a seven-yard catch. Hauled in a 33-yard pass over the middle in overtime.
• At Jacksonville (12/22), led the team with six receptions and 117 receiving yards with a touchdown. Helped set up the Titans' first field goal with receptions of 26 and 25 yards on consecutive plays on the first drive. Extended the Titans' scoring drive in the second quarter with a 19-yard

reception on third-and-seven. Kept the Titans' first touchdown drive alive with a 15-yard grab on third-and-three in the third stanza. Got open down the left sideline for a 30-yard game-winning touchdown catch early in the final quarter.
• Against Houston (12/29), hauled in two receptions for 39 yards. Hauled in a 32-yard reception late in the first quarter.

2012 (16/14 - Tennessee): Played in all 16 games for the seventh consecutive season and led the team with 746 receiving yards, while tying for the team lead with four receiving touchdowns. Finished second on the squad with 46 catches. Led the team in receptions three times (at BUF, vs. IND, vs. NYJ). Led the team in receiving yards six times (vs. DET, at BUF, vs. IND, at JAX, vs. HST, vs. NYJ). Played in his 100th career regular season game against Detroit (9/23/12).
• Against New England (9/9), grabbed two receptions for 53 yards with a touchdown. Kept the first scoring drive alive with a leaping 24-yard grab down the left sideline in the opening stanza. Cut the Patriots lead to 21-10 with a 29-yard touchdown catch with 10:17 left to play in the third quarter.
• Against Detroit (9/23), started at wide receiver in his 100th career regular season game. Led the team with 112 receiving yards on three receptions and tied a career-high long with a 71-yard touchdown catch. Kickstarted the Titans' initial scoring drive with a 32-yard reception in the opening stanza. Gave the Titans a 34-27 lead with an acrobatic 71-yard touchdown catch where he grabbed the ball off the defenders back and raced to the end zone with 3:11 remaining in the fourth quarter.
• At Buffalo (10/21), started at wide receiver and led the team with six receptions and 43 receiving yards, including the game-winning touchdown. Helped kickstart the Titans' game-winning touchdown drive by hauling in a 19-yard reception on second-and-18 late in the fourth quarter. Gave the Titans a dramatic 35-34 lead with a 15-yard touchdown catch on fourth-and-nine with 1:03 remaining in the game.
• Against Indianapolis (10/28), started at wide receiver and led the team with five catches and 69 receiving yards. Kept the Titans' touchdown drive alive with five-yard catch on third-and-two in the second stanza. Hauled in a 29-yard reception in the third quarter.
• At Chicago (11/4), started at wide receiver and collected two receptions for 35 yards, including a touchdown. Hauled in a 30-yard touchdown pass with 11:25 left to play in the third quarter.
• Against Houston (12/2), started at wide receiver and led the team with 96 receiving yards on three receptions. Hauled in a 49-yard catch on third-and-three early in the fourth quarter. Snared a 28-yard reception on third-and-11 in the fourth quarter.
• Against N.Y. Jets (12/17), started at wide receiver and led the team with four receptions and 62 receiving yards. Hauled in a 30-yard reception over the middle during the Titans' initial drive.

2011 (16/15 – Tennessee): Played in all 16 games with 15 starts. Led the team and ranked ninth in the AFC with a career-high 74 receptions. Led the team and finished ninth in the AFC with a career-best 1,023 receiving yards. Ranked second in the NFL and first in the AFC with 29 receptions on third down. Led the team with a career-high seven receiving touchdowns. Reached the 1,000-yard receiving plateau for the first time in his career, becoming the first Titans player to reach the receiving mark since Drew Bennett and Derrick Mason each exceeded 1,000 yards in 2004. Has posted a reception in 62 consecutive games, including 48 straight with the Titans. Posted two 100-yard receiving performances (at ATL, vs. NO). Led or tied for the team lead in receptions seven times (at JAX, vs. DEN, at CLE, at ATL, at BUF, vs. NO, at HST). Led the team in receiving yards five times (vs. DEN, at PIT, at ATL, vs. NO, at HST). Hauled in a career-best nine catches at Atlanta (11/20/11). Recorded a career-best 130 receiving yards against New Orleans (12/11/11).
• Against Baltimore (9/18), started at wide receiver and tied a then career-best with seven receptions for 99 yards. Kickstarted a Titans' touchdown drive with a 42-yard bomb from Matt Hasselbeck on third-and-eight early in the third quarter. Extended a Titans' scoring drive with an eight-yard catch on third-and-six in the third quarter.
• Against Denver (9/25), started at wide receiver and led the team with a then career-best eight catches for 92 yards and a touchdown. Kept the Titans' initial scoring drive alive with a 16-yard reception on third-and-seven. On the next play, tied the score at 7-7 with a 14-yard touchdown grab with 11:37 left to play in the second quarter.
• Against Indianapolis (10/30), started at wide receiver and caught four passes for 34 yards and a touchdown. Took a lateral from Matt Hasselbeck and scored his first career rushing touchdown on a three-yard jaunt with 22 seconds remaining in the first half. Extended the Titans lead to 27-10 with a 14-yard touchdown catch in the fourth quarter.
• At Atlanta (11/20), played as a reserve at wide receiver and led the team with a career-best nine receptions, 115 receiving yards and two touchdowns. Cut the Falcons' lead to 23-10 with a 40-yard catch-and-run touchdown from Jake Locker on third-and-two late in the third quarter. Made it a one posssession game with a four-yard touchdown pass from Locker late in the fourth stanza.
• Against New Orleans (12/11), despite not practicing all week, started at wide receiver and led the team with six receptions and a career-high 130 receiving yards with a touchdown. Cut the Saints lead to 22-17 with a 40-yard touchdown catch over the middle from Jake Locker with 5:58 remaining in the fourth quarter. Grabbed a 40-yard pass down to the Saints' five-yard with less than a minute remaining in the game.
• At Indianapolis (12/18), started at wide receiver and and caught seven passes for 62 yards with a touchdown. Hauled in a seven-yard touchdown pass from Jake Locker with 3:43 left to play in the game.
• At Houston (1/1), started at wide receiver and tied for the team lead with four receptions for a team-best 92 receiving yards and a touchdown. Extended the Titans' first scoring drive with an eight-yard catch on third-and-three late in the first quarter. Got open down the right sideline and hauled in a 55-yard reception in the third quarter. Gave the Titans a 23-16 lead with a leaping 23-yard touchdown reception with 4:31 remaining in the game.

2010 (16/15 – Tennessee): Appeared in all 16 games with 15 starts at wide receiver. Tied for second on the team with 42 receptions and finished second on the squad with a career-high 687 receiving yards. Ranked 10th in the NFL with 16.4 avg. yards per reception. Led the team in receiving yards four times in 2010 (vs. OAK, vs. DEN, at SD, vs. WAS). Led or tied for the team lead in receptions three times in 2010 (at NYG, vs. DEN, vs. WAS). Registered a career-high 117 receiving yards at San Diego (10/31/10) and against Washington (11/21/10).
• Against Oakland (9/12), led the team with 88 receiving yards on three catches, including a touchdown. Gave the Titans an early 7-3 lead with a 56-yard touchdown catch with 4:39 remaining in the first quarter.
• Against Pittsburgh (9/19), caught four passes for 34 yards and a touchdown. Kickstarted the Titans' touchdown drive with a 20-yard reception in the fourth quarter. Got open in the right corner of the end zone for a two-yard touchdown pass with 58 seconds remaining in the fourth quarter.
• At Dallas (10/10), gave the Titans an early 7-0 lead with an acrobatic 24-yard touchdown reception over two defenders in the first quarter.
• At San Diego (10/31), notched his first career 100-yard receiving game with four catches for 117 receiving yards and a touchdown. In the fourth quarter, caught a 71-yard touchdown pass from Vince Young, setting a new career long.
• At Miami (11/14), caught three passes for 26 yards with a touchdown. Cut the Dolphins' lead to 20-17 with a 14-yard touchdown reception in the corner of the end zone with 1:13 remaining in the third stanza.
• Against Washington (11/21), led the team with five receptions for 117 receiving yards. Extended a Titans' scoring drive by converting a pair of third downs with a 14-yard grab and a eight-yard catch in the second quarter. Adjusted his route and hauled in a 37-yard reception in the third quarter. Set up a Rob Bironas field goal by hauling in a 52-yard pass from Rusty Smith in the fourth quarter.
• Against Houston (12/19), grabbed two receptions for 20 yards and a touchdown. Gave the Titans an early 7-0 lead with three-yard touchdown reception in the first quarter.

2009 (16/15 - Tennessee): In his first season with the Titans appeared in all 16 games with 15 starts and led the team with a career-high six receiving touchdowns. Finished second on the team with a career-best 47 receptions and 569 receiving yards. Set a career-high with seven receptions at Jacksonville (10/4/09). Led or tied for the team lead in receptions three times in 2009 (at NE, vs. SD, at SEA) and led the team in receiving yards twice (vs. SD, at SEA).
• Against Houston (9/20), collected four receptions for 36 yards and a touchdown. Collected his first touchdown reception with the Titans on an eight-yard pass from Kerry Collins in the corner of the end zone, giving the Titans a 21-7 lead with 12:00 remaining in the second quarter.
• At Jacksonville (10/4), tied for the team lead with a career-high seven receptions for 66 yards and a touchdown. Hauled in a 14-yard touchdown pass with 19 seconds remaining in the third quarter.
• Against Jacksonville (11/1), snared two receptions for 22 yards with a

touchdown in the Titans' 30-13 victory. Gave the Titans a 10-0 lead with a six-yard touchdown reception in the corner of the end zone with 9:19 remaining in the second quarter.
• Against Buffalo (11/15), snared two receptions for 33 yards and a touchdown in the Titans' 41-17 win. Gave the Titans a 14-7 lead with a 14-yard touchdown catch with 46 seconds remaining in the first stanza.
• At Seattle (1/3), led the team with six receptions and 83 receiving yards in the Titans' season-ending 17-13 victory. Hauled in a 29-yard reception along the right sideline down to the Seattle two-yard line in the fourth quarter.

2008 (16/1, 3/0 - Pittsburgh): Appeared in all 16 games with one start and collected career-highs with 40 receptions and 631 receiving yards, while also scoring three touchdowns. Saw action as a reserve in all three postseason contests and notched seven catches for 62 yards.
• At Philadelphia (9/21), led the team with five receptions for 51 yards (10.2 avg.).
• At Jacksonville (10/5), established a career-high with six catches for 94 yards (15.7 avg.). Scored his first touchdown of the season on a 48-yard touchdown reception from Ben Roethlisberger in the second quarter.
• At Cincinnati (10/19), caught two passes for 57 yards (28.5 avg.) with a then-career-long 50-yard touchdown reception in the fourth quarter. Rushed one time for six yards, picking up a key first down on the Steelers opening scoring drive.
• Against N.Y. Giants (10/26), made his sixth career start at wide receiver and his only reception was a career-long 65-yard touchdown grab in the third quarter. Marked the third consecutive game he caught a touchdown, the longest such streak of his career.
• At Washington (11/3), caught two passes for 59 yards (29.5 avg.) with a long of 50 yards.
• Against Dallas (12/7), collected a team-high four catches for 58 yards (14.5 avg.). Caught three passes for 41 yards (13.7 avg.) on the game-tying touchdown drive in the fourth quarter.
• At Baltimore (12/14), caught five passes for 76 yards (15.2 avg.). Made three catches for 49 yards (16.3 avg.) on the game-winning touchdown drive in the fourth quarter.
• Against San Diego (1/11), grabbed three passes for 30 yards (10.0 avg.) with a long of 18 yards.
• Against Arizona (2/1), played in his seventh consecutive postseason game in the Super Bowl XLIII and caught one pass for 11 yards.

2007 (16/4, 1/0 - Pittsburgh): Played in all 16 games, starting four of them, and notched 29 receptions for 450 yards (15.5 avg.) and a career-high five touchdowns. Tied a then career-high with four receptions for 56 yards (14.0 avg.) in Week 10 against Cleveland. Set a career-high with two touchdown receptions in Week 9 win over Baltimore, then matched that in Week 16 win over St. Louis. Had one reception for eight yards in the playoff loss to Jacksonville.
• Against Baltimore (11/5), finished with three catches for 51 yards (17.0 avg.) with two touchdowns. Grabbed a 30-yard touchdown reception early in the second quarter to put Pittsburgh ahead 21-0. Caught a seven-yard touchdown late in the second quarter for his first multi-touchdown game of his career.
• At St. Louis (12/20), notched two catches for 50 yards (25.0 avg.), including a long of 33 yards. Both of his receptions went for touchdowns and it marked his second multi-touchdown game of the season and of his career.
• At Baltimore (12/30), made his sixth career start at wide receiver and led the team with five catches for 68 yards (13.6 avg.), including a 24-yard long.

2006 (16/2 - Pittsburgh): Played in all 16 games, making his first two career starts and finished with 35 catches for 624 yards (17.8 avg.) with four touchdowns. Also rushed three times for eight yards.
• Against Miami (9/7), registered his first career regular-season catch and touchdown when he pulled down a 27-yard pass from Charlie Batch to give the Steelers an early 7-0 lead. Finished the contest with two catches for 32 yards (16.0 avg.) and one rush for eight yards.
• Against Kansas City (10/15), caught three passes for 68 yards (22.7 avg.), including a 47-yard touchdown reception.
• At Atlanta (10/22), caught three passes for 76 yards and a game-high 25.3 average. Grabbed a 10-yard touchdown in the second quarter to give the Steelers a 24-21 lead. Collected a long catch of 49 yards.
• Against Tampa Bay (12/3), started his first career game in place of the injured Hines Ward and caught three passes for a then career-high 78 yards (26.0 avg.) and a game-long of 36.

2005 (1/0, 3/0 - Pittsburgh): Made the team as an undrafted free agent out of training camp. Was inactive for the season opener against Tennessee (9/11) and was then released by team on Sept. 13 and signed to Steelers' practice squad on Sept. 14. Signed to the active roster prior to the game against New England (9/25) and spent the remainder of the season on the 53-man roster. Appeared in one regular season contest against Jacksonville (10/16), was inactive for 13 games and did not play against New England (9/25). Made his first NFL catch, a 13-yard grab, for a crucial third-down conversion against Denver in the AFC Championship Game.
• Against Jacksonville (10/16), played in the first game of his career but did not catch a pass.
• At Indianapolis (1/15), played in first postseason game on special teams in the AFC Divisional playoff.
• At Denver (1/22), saw action at wide receiver and caught the first pass of his career for 13 yards and a crucial third-down conversion in the AFC Championship Game.
• Against Seattle (2/5), played on special teams and as a reserve wide receiver but did not catch a pass in Super Bowl XL.

COLLEGE:
• Holds eight individual Tiffin receiving records, including records for receptions in a game (13), yards in a game (299), receptions in a season (70), yards in a season (1,428), touchdowns in a season (16), receptions in a career (212), yards in a career (4,214), and touchdown receptions (47).
• As a senior, finished the season with 1,428 yards receiving on 69 receptions over 11 games. Averaged 129.8 yards receiving and 6.3 receptions per game.
• In 2004, was named a Don Hansen's Football Gazette Honorable Mention All-American, D2Football.com Second Team All-American, Dopke.com Second Team All-American, Independent Football Alliance Offensive Player of the Year and Independent Football Alliance First Team player.
• In his final collegiate season, recorded 299 yards receiving with three touchdowns in 50-39 loss to Gannon, 124 yards receiving with three touchdowns in 49-3 win over Butler, 115 yards receiving with three touchdowns in 59-21 win over Alma College, 197 yards receiving with two touchdowns in close loss to Nebraska Omaha and 176 yards receiving with three touchdowns in 56-14 win over Ohio Dominican.
• In 2003, was selected Dopke.com Division II Second Team All-American and Independent Football Alliance First Team player.
• As a sophomore, was named D2Football.com Honorable Mention All-Northeast Division player and Independent Football Alliance First Team honoree.
• Majored in Information Systems at Tiffin University.

PERSONAL:
• Has a daughter, Niyla Monae.
• Attended Scott High School in Toledo, Ohio and was first team All-City, first team All-District, and Honorable Mention All-State as a senior.
• List of favorites: (movie) "Harlem Nights"; (TV show) "Martin"; (actor/actress) Denzel Washington, Sanaa Lathan; (music artist) Jay-Z; (food) chicken; (vacation spot) Puerto Rico; (school subject) science; (car) Ferrari; (video game) Gears of War 2; (sports hero) Michael Jordan; and (book) "Autobiography of Malcolm X."
• Born Nate Washington on Aug. 28, 1983 in Toledo, Ohio.

NATE WASHINGTON'S GAME-BY-GAME

2005 Pittsburgh Steelers — RECEIVING

Date		Opp.	W/L	P/S	No	Yds	Avg	Lg	TD
Sept 11		Ten	W	IA					
Sept 18	@	Hou	W		Practice Squad				
Sept 25		NE	L	DNP					
Oct 10	@	SD	W	IA					
Oct 16		Jax	L	p	0	0	0.0	0	0
Totals			**11-5**	**1/0**	**0**	**0**	**0.0**	**0**	**0**
Playoffs									
Jan 8	@	Cin	W	IA					
Jan 15	@	Ind	W	p	0	0	0.0	0	0
Jan 23	@	Den	W	p	1	13	13.0	13	0
Feb 5	vs.	Sea	W	p	0	0	0.0	0	0
Totals			**4-0**	**3/0**	**1**	**13**	**13.0**	**13**	**0**

*** Was inactive for final 11 games from Oct. 23 - Jan. 1**

2006 Pittsburgh Steelers — RECEIVING

Date		Opp.	W/L	P/S	No	Yds	Avg	Lg	TD
Sept 7		Mia	W	p	2	32	16.0	27t	1
Sept 18	@	Jax	L	p	3	32	10.7	16	0
Sept 24		Cin	L	p	1	8	8.0	8	0
Oct 8	@	SD	L	p	3	45	15.0	22	0
Oct 15		KC	W	p	3	68	22.7	47t	1
Oct 22	@	Atl	L	p	3	76	25.3	49	1
Oct 29	@	Oak	L	p	1	49	49.0	49	0
Nov 5		Den	L	p	3	24	8.0	17	0
Npv 12		NO	W	p	2	28	14.0	22	0
Nov 19	@	Cle	W	p	2	24	12.0	13	0
Nov 26	@	Bal	L	p	4	49	12.3	27	0
Dec 3		TB	W	p	3	78	26.0	36	0
Dec 7		Cle	W	S	2	67	33.5	49t	1
Dec 17	@	Car	W	p	1	14	14.0	14	0
Dec 24		Bal	L	p	1	9	9.0	9	0
Dec 31	@	Cin	W	p	1	21	21.0	21	0
Totals			**8-8**	**16/1**	**35**	**624**	**17.8**	**49t**	**4**

2007 Pittsburgh Steelers — RECEIVING

Date		Opp.	W/L	P/S	No	Yds	Avg	Lg	TD
Sept 9	@	Cle	W	p	0	0	0.0	0	0
Sept 16		Buf	W	p	3	60	20.0	30	0
Sept 23		SF	W	p	0	0	0.0	0	0
Sept 30	@	Arz	L	p	2	18	9.0	9	0
Oct 7		Sea	W	S	3	26	8.7	14	0
Oct 21	@	Den	L	p	1	40	40.0	40	0
Oct 28	@	Cin	W	p	0	0	0.0	0	0
Nov 5		Bal	W	p	3	51	17.0	30	2
Nov 11		Cle	W	p	4	56	14.0	17	0
Nov 18	@	NYJ	L	p	0	0	0.0	0	0
Nov 26		Mia	W	S	1	6	6.0	6	0
Dec 2		Cin	W	S	2	16	8.0	11	0
Dec 9	@	NE	L	p	2	29	14.5	21	0
Dec 16		Jax	L	p	1	30	30.0	30	0
Dec 20	@	Stl	W	p	2	50	25.0	33	2
Dec 30	@	Bal	L	S	5	68	13.6	24	0
Totals			**10-6**	**16/4**	**29**	**450**	**15.5**	**40**	**5**
Playoffs									
Jan 5		Jax	L	p	1	8	8.0	8	0
Totals			**0-1**	**1/0**	**1**	**8**	**8.0**	**8**	**0**

2008 Pittsburgh Steelers — RECEIVING

Date		Opp.	W/L	P/S	No	Yds	Avg	Lg	TD
Sept 7		Hou	W	p	0	0	0.0	0	0
Sept 14	@	Cle	W	p	0	0	0.0	0	0
Sept 21	@	Phi	L	p	5	51	10.2	16	0
Sept 29		Bal	W	p	2	23	11.5	12	0
Oct 5	@	Jax	W	p	6	94	15.7	48	1
Oct 19	@	Cin	W	p	2	57	28.5	50t	1
Oct 26		NYG	L	S	1	65	65.0	65t	1
Nov 3	@	Wash	W	p	2	59	29.5	50	0
Nov 9		Ind	L	p	3	30	10.0	16	0
Nov 16		SD	W	p	2	14	7.0	7	0
Nov 20		Cin	W	p	1	12	12.0	12	0
Nov 30	@	NE	W	p	3	41	13.7	16	0
Dec 7		Dal	W	p	4	58	14.5	21	0
Dec 14	@	Bal	W	p	5	76	15.2	24	0
Dec 21	@	Ten	L	p	3	38	12.7	20	0
Dec 28		Cle	W	p	1	13	13.0	13	0
Totals			**12-4**	**16/1**	**40**	**631**	**15.8**	**65t**	**3**
Playoffs									
Jan 11		SD	W	p	3	30	10.0	18	0
Jan 18		Bal	W	p	3	21	7.0	8	0
Feb 1	vs.	Ari	W	p	1	11	11.0	11	0
Totals			**3-0**	**3/0**	**7**	**62**	**8.9**	**18**	**0**

2009 Tennessee Titans — RECEIVING

Date		Opp.	W/L	P/S	No	Yds	Avg	Lg	TD
Sept 10	@	Pit	L	p	1	8	8.0	8	0
Sept 20		Hou	L	S	4	36	9.0	12	1
Sept 27	@	NYJ	L	S	2	25	12.5	16	1
Oct 4	@	Jax	L	S	7	66	9.4	15	1
Oct 11		Ind	L	S	3	37	12.3	23	0
Oct 18	@	NE	L	S	1	-22	-22.0	-22	0
Nov 1		Jax	W	S	2	22	11.0	16	1
Nov 8	@	SF	W	S	3	30	10.0	18	0
Nov 15		Buf	W	S	2	33	16.5	19	1
Nov 23	@	Hou	W	S	1	14	14.0	14	0
Nov 29		Ari	W	S	3	68	22.7	35	0
Dec 6	@	Ind	L	S	4	44	11.0	17	0
Dec 13		StL	W	S	3	54	18.0	32	0
Dec 20		Mia	W	S	1	32	32.0	32t	1
Dec 25		SD	L	S	4	39	9.8	12	0
Jan 3	@	Sea	W	S	6	83	13.8	29	0
Totals			**8-8**	**16/15**	**47**	**569**	**12.1**	**35**	**6**

2010 Tennessee Titans — RECEIVING

Date		Opp.	W/L	P/S	No	Yds	Avg	Lg	TD
Sept 12		Oak	W	S	3	88	29.3	56t	1
Sept 19		Pit	L	S	4	34	8.5	20	1
Sept 26	@	NYG	W	S	3	30	10.0	17	0
Oct 3		Den	L	S	4	42	10.5	19	0
Oct 10	@	Dal	W	S	1	24	24.0	24t	1
Oct 18	@	Jax	W	S	1	9	9.0	9	0
Oct 24		Phi	W	S	1	7	7.0	7	0
Oct 31	@	SD	L	S	4	117	29.3	71t	1
Nov 14	@	Mia	L	S	3	26	8.7	14t	1
Nov 21		Was	L	S	5	117	23.4	52	0
Nov 28	@	Hou	L	S	1	10	10.0	10	0
Dec 5		Jax	L	S	3	40	13.3	21	0
Dec 9		Ind	L	p	3	48	16.0	21	0
Dec 19		Hou	W	S	2	20	10.0	17	1
Dec 26	@	KC	L	S	3	37	12.3	13	0
Jan 2	@	Ind	L	S	1	38	38.0	38	0
Totals			**6-10**	**16/15**	**42**	**687**	**16.4**	**71t**	**6**

2011 Tennessee Titans — RECEIVING

Date		Opp.	W/L	P/S	No	Yds	Avg	Lg	TD
Sept 11	@	Jax	L	S	6	67	11.2	30	0
Sept 18		Bal	W	S	7	99	14.1	42	0
Sept 25		Den	W	S	8	92	11.5	22	1
Oct 2	@	Cle	W	S	2	62	31.0	57	0
Oct 9	@	Pit	L	S	5	69	13.8	25	0
Oct 23		Hou	L	S	1	10	10.0	10	0
Oct 30		Ind	W	S	4	34	8.5	14t	1
Nov 6		Cin	L	S	3	28	9.3	13	0
Nov 13	@	Car	W	S	3	40	13.3	15	0
Nov 20	@	Atl	L	p	9	115	12.8	40t	2
Nov 27		TB	W	S	1	12	12.0	12	0
Dec 4	@	Buf	W	S	4	40	10.0	12	0
Dec 11		NO	L	S	6	130	21.7	40t	1
Dec 18	@	Ind	L	S	7	62	8.9	15	1
Dec 24		Jax	W	S	4	71	17.8	26	0
Jan 1	@	Hou	W	S	4	92	23.0	55	1
Totals			**9-7**	**16/15**	**74**	**1023**	**13.8**	**57**	**7**

NATE WASHINGTON'S GAME-BY-GAME

2012 Tennessee Titans — RECEIVING

Date		Opp.	W/L	P/S	No	Yds	Avg	Lg	TD
Sept 9		NE	L	p	2	53	26.5	29t	1
Sept 16	@	SD	L	p	2	20	10.0	16	0
Sept 23		Det	W	S	3	112	37.3	71t	1
Sept 30	@	Hou	L	S	3	43	14.3	25	0
Oct 7	@	Min	L	S	4	46	11.5	17	0
Oct 11		Pit	W	S	3	57	19.0	25	0
Oct 21	@	Buf	W	S	6	43	7.2	17	1
Oct 28		Ind	L	S	5	69	13.8	29	0
Nov 4		Chi	L	S	2	35	17.5	30t	1
Nov 11	@	Mia	W	S	1	5	5.0	5	0
Nov 25	@	Jax	L	S	4	54	13.5	21	0
Dec 2		Hou	L	S	3	96	32.0	49	0
Dec 9	@	Ind	L	S	1	15	15.0	15	0
Dec 17		NYJ	W	S	4	62	15.5	30	0
Dec 23	@	GB	L	S	2	15	7.5	8	0
Dec 30		Jax	W	S	1	21	21.0	21	0
Totals			**6-10**	**16/14**	**46**	**746**	**16.2**	**71t**	**4**

2013 Tennessee Titans — RECEIVING

Date		Opp.	W/L	P/S	No	Yds	Avg	Lg	TD
Sept 8	@	Pit	W	S	4	46	11.5	14	0
Sept 15	@	Hou	L	S	3	50	16.7	31	0
Sept 22		SD	W	S	8	131	16.4	35	0
Sept 29		NYJ	W	S	4	105	26.3	77t	2
Oct 6		KC	L	S	3	30	10.0	13	0
Oct 13	@	Sea	L	p	1	15	15.0	15	0
Oct 20		SF	L	S	3	62	20.7	42	0
Nov 3	@	StL	W	S	0	0	-	0	0
Nov 10		Jax	L	S	3	29	9.7	15	0
Nov 14		Ind	L	S	2	53	26.5	42	0
Nov 24	@	Oak	W	S	5	45	9.0	16	0
Dec 1	@	Ind	L	S	5	81	16.2	31	0
Dec 8	@	Den	L	S	2	24	12.0	16	0
Dec 15		Ari	L	S	7	92	13.1	33	0
Dec 22	@	Jax	W	S	6	117	19.5	30t	1
Dec 29		Hou	W	S	2	39	19.5	32	0
Totals			**7-9**	**16/15**	**58**	**919**	**15.8**	**77t**	**3**

NATE WASHINGTON'S NFL STATISTICS

REGULAR SEASON

Year	Team	GP	GS	RECEIVING No	Yds	Avg	Lg	TD	RUSHING Att	Yds	Avg	Lg	TD
2005	Pittsburgh	1	0	0	0	-	-	0	0	0	-	-	0
2006	Pittsburgh	16	2	35	624	17.8	49t	4	3	8	2.7	8	0
2007	Pittsburgh	16	4	29	450	15.5	40	5	1	0	0.0	0	0
2008	Pittsburgh	16	1	40	631	15.8	65t	3	5	18	3.6	8	0
2009	Tennessee	16	15	47	569	12.1	35	6	2	15	7.5	14	0
2010	Tennessee	16	15	42	687	16.4	71t	6	1	-8	-8	-8	0
2011	Tennessee	16	15	74	1,023	13.8	57	7	2	5	2.5	3t	1
2012	Tennessee	16	14	46	746	16.2	71t	4	0	0	-	0	0
2013	Tennessee	16	15	58	919	15.8	77t	3	0	0	-	0	0
NFL Totals		**129**	**81**	**371**	**5,649**	**15.2**	**77t**	**38**	**14**	**38**	**2.7**	**14**	**1**

PLAYOFFS

Year	Team	GP	GS	RECEIVING No	Yds	Avg	Lg	TD	RUSHING Att	Yds	Avg	Lg	TD
2005	Pittsburgh	3	0	1	13	13.0	13	0	0	0	-	-	0
2007	Pittsburgh	1	0	1	8	8.0	8	0	0	0	-	-	0
2008	Pittsburgh	3	0	7	62	8.9	18	0	1	1	1.0	1	0
Playoff Totals		**7**	**0**	**9**	**83**	**9.2**	**18**	**0**	**1**	**1**	**1.0**	**1**	**0**

Single-Game Highs

Receptions - 9 at Atlanta (11/20/11)
Receiving Yards - 131 vs. San Diego (9/22/13)
Long Reception - 77t vs. N.Y. Jets (9/29/13)
Touchdown Receptions - 2 (Four times, last vs. N.Y. Jets 9/29/13)
Rushing Attempts - 1 (14 times, last at Carolina 11/13/11)
Rushing Yards - 8 (Twice, last vs. Baltimore 9/29/08)
Long Rush - 14 vs. Houston (9/20/09)
Rushing Touchdown - 1 vs. Indianapolis (10/30/11)

Playoff Single-Game Highs

Receptions - 3 (Twice, last vs. Baltimore 1/18/09)
Receiving Yards - 30 vs. San Diego (1/11/09)
Long Reception - 18 vs. San Diego (1/11/09)
Rushing Attempts - 1 vs. Baltimore (1/18/09)
Rushing Yards - 1 vs. Baltimore (1/18/09)

Additional Statistics

Tackles - 3 (2007), 2 (2009), 3 (2010), 1 (2011), 2 (2012), 5 (2013)
Forced Fumbles - 1 (2007)

12

Charlie Whitehurst

QUARTERBACK • 6'5" • 226 lbs • COLLEGE: CLEMSON
ACQUIRED: UNRESTRICTED FREE AGENT (SD)
NFL EXP. (NFL/TITANS): 9/1 • HOMETOWN: DULUTH, GA.
GAMES PLAYED/GAMES STARTED: 13/4 (PLAYOFFS: 0/0)

PRO: The Titans signed unrestricted free agent signal caller Charlie Whitehurst early in the 2014 offseason to provide experience at the backup quarterback spot. The 6-foot-5-inch, 226-pounder is well-versed in Coach Ken Whisenhunt's offensive system, having served as the San Diego Chargers backup quarterback under his direction during the 2013 campaign. The Clemson product arrives in Tennessee after six total seasons with the Chargers (2006-09, 2012-13) and two campaigns with the Seattle Seahawks (2010-11).

CAREER HIGHLIGHTS:

• In his first eight seasons in the NFL, Whitehurst appeared in 13 games with four starts and completed 84 of 155 passes for 805 yards with three touchdowns and four interceptions.
• Started the 2010 regular-season finale for Seattle and led Seahawks to NFC West-clinching 16-6 win by completing 22 of 36 passes for 192 yards and a touchdown.

TITANS TIDBITS:

• Whitehurst's dad, David, played quarterback for the Green Bay Packers from 1977-83 and the Kansas City Chiefs in 1984. When the Chargers played at Lambeau Field in 2007, the Packers were hosting the team's annual alumni weekend and the entire Whitehurst family made the trip to Northern Wisconsin to take part in the festivities and watch the Chargers play.

CAREER TRANSACTIONS:

• The Duluth, Ga., native was originally selected by the San Diego Chargers in the third round (81st overall) in the 2006 NFL Draft.
• Traded by the Chargers to the Seattle Seahawks in exchange for a 2011 third-round draft pick, and the two teams switched second-round picks in the 2010 NFL Draft.
• Signed by the Chargers as an unrestricted free agent on March 16, 2012.
• Signed by the Titans as an unrestricted free agent on March 14, 2014.

SEASON RECAPS:

2013 (2/0, 0/0 - San Diego): Saw action as a reserve in two games, but did not record any statistics.

2012 (0/0 - San Diego): Dressed but did not play as the backup quarterback in all 16 games.

2011 (3/2 - Seattle): Played in three games with two starts and completed 27 of 56 passes for 298 yards with a touchdown and an interception.
• Against N.Y. Giants (10/9), took over for injured Tavaris Jackson in third quarter and completed 11 of 19 passes for 149 yards with a touchdown while leading the Seahawks to 36-25 win. Gave the Seahawks a late fourth-quarter 29-25 lead on 27-yard touchdown pass to Doug Baldwin with 2:37 remaining.

2010 (6/2, 0/0 - Seattle): Appeared in six games with two starts and completed 57 of 99 passes for 507 yards with two touchdowns and three interceptions. Rushed the ball 20 times for 43 yards with a touchdown.
• Against N.Y. Giants (11/7), made his first-career start and completed 12 of 23 passes for 113 yards with a touchdown and two interceptions.
• Against Atlanta (12/19), took over for injured Matt Hasselbeck and scored touchdown on one-yard run.
• Against St. Louis (1/2), started NBC Sunday Night Football game and led Seahawks to NFC West-clinching 16-6 win by completing 22 of 36 for 192 yards and a touchdown.

2009 (0/0, 0/0 - San Diego): Was inactive for all 16 games and Divisional playoffs.

2008 (0/0, 0/0 - San Diego): Was inactive for all 16 games and the playoffs.

2007 (0/0, 0/0 - San Diego): Was inactive for all 16 games and the playoffs.

2006 (2/0 - San Diego): Appeared in two games as a reserve and carried the ball twice for 13 yards, including a 14-yard touchdown run.
• Against Tennessee (9/17), took over for Philip Rivers late in fourth quarter and scored first-career touchdown on 14-yard run.

COLLEGE:

• At Clemson, amassed 25 career wins for second-most in school history, including eight fourth-quarter comeback wins. His seven wins over top-25 teams tied school record and included three wins against Top-10 teams. Graduated with 46 school records, including career passing yards, completions, touchdowns and 300-yard games.
• Became the only quarterback in 103-game history of South Carolina-Clemson series to go 4-0 as starter.
• As a senior (2005), was a second-team All-ACC selection after completing 229 of 340 passes for 2,483 yards with 11 touchdowns. Completed 67.4 percent of his passes to set the Clemson record and rank fifth in the nation. Ranked second in the ACC in total offense per game (228.1), third in passing yards per game (225.7) and fourth in passing efficiency (133.5).
• As a junior (2004), connected on 177 of 349 passes for 2,067 yards with seven touchdowns. Led the team to five wins in the last six games, including a win over South Carolina when he completed 15-28 passes for 151 yards. Ranked sixth in the ACC in total offense per game (191.8).
• As a sophomore (2003), completed 288 of 465 passes for 3,561 yards with 21 touchdowns. Finished second in the ACC to Player of the Year Philip Rivers in passing yards per game (273.9) and fourth in pass efficiency (135.6). Set the single-season school record with five games of at least 300 passing yards. Led the Tigers to four-game winning streak to end the season and he completed 84 of 133 passes for 1,151 yards with eight touchdowns during the streak.
• As a redshirt frehman (2002), appeared in nine games with five starts and completed 123 of 214 passes for 1,554 yards with 10 touchdowns. Finished second in the ACC in pass efficiency (145.0) in ACC regular-season games. Did not play in each of the first three games.
• An honor roll student throughout his college career at Clemson, Whitehurst earned his degree in marketing in December 2004, a full year before his eligibility expired.

PERSONAL:

• Attended Chattahoochee High School (Alpharetta, Ga) and lettered in football and baseball.
• As a senior captain, passed for 888 yards and eight scores. Played just six games due to a separated shoulder and broken thumb.
• Chosen to Georgia's top 50 and the Southern top 100 by Atlanta Constitution.
• Passed for 1,708 yards and 13 touchdowns as a junior.
• Was a four-year letterman and starter in baseball as an outfielder and first baseman.
• Whitehurst's sister, Carrie, also went Clemson where she was a forward

on the Tigers' women's basketball team.
• Born Charles David Whitehurst II on Aug. 6, 1982 in Green Bay, Wisc.

CHARLIE WHITEHURST'S NFL STATISTICS

REGULAR SEASON			PASSING											RUSHING				
Year	Team	GP/GS	Att	Cmp	Pct	Yds	Yd/Att	TD	INT	Lg	Sk	Yds	Rat	Att	Yds	Avg	Lg	TD
2006	San Diego	2/0	0	0	0.0	0	0.0	0	0	0	0	0	0.0	2	13	6.5	14t	1
2007	San Diego	0/0	0	0	0.0	0	0.0	0	0	0	0	0	0.0	0	0	-	0	0
2008	San Diego	0/0	0	0	0.0	0	0.0	0	0	0	0	0	0.0	0	0	-	0	0
2009	San Diego	0/0	0	0	0.0	0	0.0	0	0	0	0	0	0.0	0	0	-	0	0
2010	Seattle	6/2	99	57	57.6	507	5.1	2	3	61	5	13	65.5	20	43	2.2	9	1
2011	Seattle	3/2	56	27	48.2	298	5.3	1	1	38	8	46	63.0	4	13	3.3	7	0
2012	San Diego	0/0	0	0	0.0	0	0.0	0	0	0	0	0	0.0	0	0	-	0	0
2013	San Diego	2/0	0	0	0.0	0	0.0	0	0	0	0	0	0.0	6	-5	-0.8	0	0
NFL Totals		**13/4**	**155**	**84**	**54.2**	**805**	**5.2**	**3**	**4**	**61**	**13**	**59**	**64.6**	**32**	**64**	**2.0**	**14t**	**2**

Career record as starter: 1-3 (.250)

Single-Game Highs

Attempts - 36 vs. St. Louis (1/2/11)
Completions - 22 vs. St. Louis (1/2/11)
Passing Yards - 192 vs. St. Louis (1/2/11)
Touchdown Passes - 1 (Three times, last at N.Y. Giants 10/9/11)
Long Completion - 61 vs. St. Louis (1/2/11)

Rushes - 8 vs. St. Louis (1/2/11)
Rushing Yards - 30 vs. St. Louis (1/2/11)
Long Rush - 14t vs. Tennessee (9/17/06)
Rushing Touchdowns - 1 (Twice, last vs. Atlanta 12/19/10)

49

JONATHAN WILLARD

LINEBACKER • 6'2" • 231 lbs • COLLEGE: CLEMSON
ACQUIRED: FREE AGENT - 2013 • NFL EXPERIENCE: 1/1
HOMETOWN: LORIS, S.C.
GAMES PLAYED/GAMES STARTED: 0/0 (PLAYOFFS: 0/0)

PRO: Jonathan Willard was originally signed as a rookie free agent by the Titans follwing the 2013 NFL Draft. The 6-foot-2-inch, 231-pounder spent training camp with the Titans before being released on the final cutdown and being signed to the team's practice squad where he spent the duration of the season. The Clemson product provides depth at the linebacker spot and on special teams coverage units.

TITANS TIDBITS:
• While traveling to training camp in 2013, Willard helped rescue a family from a burning car on I-40. He was traveling from South Carolina to report to the Titans' training camp in Nashville when he encountered the family in distress. Willard and another man helped to pull a woman, three children and a dog from the burning car, which quickly became engulfed.
• Nicknamed "Tig" since he was two days old. He was given the name by his brother Joe and his grandmother Annie May. He was a happy baby and his brother thought he looked like Tigger the Tiger. The name Tigger was shorten over the years, but it was only right that Tig went to the University of Clemson, home of the Tigers.

CAREER TRANSACTIONS:
• The Loris, S.C., native was originally signed by the Titans as an undrafted free agent on May 10, 2013.
• Waived by the Titans on Aug. 31, 2013 and signed to the team's practice squad a day later.
• Signed by the Titans to a future's contract on Dec. 31, 2013.

SEASON RECAPS:
2013 (0/0): Spent the entire season on the team's practice squad.

COLLEGE:
• Played in 52 games with 25 starts in four seasons at Clemson. His career totals included 207 tackles, 17 tackles for loss, three sacks, six quarterback pressures, 10 pass breakups, one caused fumble and one fumble recovery.
• As a senior (2012), posted 95 tackles, 10.5 tackles for loss, three sacks, four quarterback pressures, six pass breakups and one fumble recovery in 12 starts. Led the team in tackles, and tackles for loss and had four double-digit tackle totals.
• As a junior (2011), totaled 75 tackles, 2.5 tackles for loss and four passes defensed in 14 games with 11 starts.
• As a sophomore (2010), appeared in 12 contests with two starts. Was the winner of the Vickery Hall Award for his work in the classroom. Recorded 27 tackles and a tackle for loss in addition to a team-high 13 special team tackles.
• As a redshirt freshman (2009), played in 14 games and had 10 tackles, including three tackles for loss.
• Redshirted in 2008.
• Graduated with a degree in sociology from Clemson.

PERSONAL:
• Attended Loris (S.C.) High School and as a senior was rated the 10th-best prospect in South Carolina, the 24th-best outside linebacker in the nation by Rivals and the 22nd outside linebacker in the nation by ESPN.
• Only played half of his senior season due to a knee injury but was named All-Region and played in the North-South All-Star Game. Rushed for 702 yards on offense and totaled 89 tackles and 53 assists on defense.
• Was an accomplished All-American and All-State wrestler and was a four-time state champion.
• Also ran the 100m and finished sixth in the state in the shotput for the track team.
• Born Jonathan Laterrance Willard on Jan. 10, 1990 in Loris, S.C.

11

Isaiah Williams

WIDE RECEIVER • 6'2" • 201 lbs • COLLEGE: MARYLAND
ACQUIRED: FREE AGENT - 2014 • NFL EXPERIENCE: 1/1
HOMETOWN: MONTCLAIR, N.J.
GAMES PLAYED/GAMES STARTED: 0/0 (PLAYOFFS: 0/0)

PRO: Isaiah Williams was originally signed as a rookie free agent by the Baltimore Ravens following the 2009 NFL Draft. Prior to arriving in Tennessee, the 6-foot-2-inch, 201-pounder has spent time with the Pittsburgh Steelers, Arizona Cardinals, Seattle Seahawks and Oakland Raiders. The Maryland product was signed by the Titans in the offseason to provide depth at the wide receiver position.

TITANS TIDBITS:
• Williams comes from an athletic family. His father, Ira, played football at Rutgers and Isaiah's brother, Ira, Jr., played football at Wake Forest from 1998 to 2001. His twin sister, Tahirah, played basketball as a guard at Connecticut. She was a senior on the 2008–09 Connecticut Huskies women's basketball team that went undefeated and won the National Championship.

CAREER TRANSACTIONS:
• The Montclair, N.J., native was originally signed by the Baltimore Ravens as a rookie free agent on May 8, 2009.
• Waived by the Ravens on July 28, 2009.
• Signed by the Pittsburgh Steelers as a free agent on May 11, 2010 and waived on Aug. 23, 2010.
• Signed by the Arizona Cardinals as a free agent on Aug. 30, 2010.
• Waived by the Cardinals on Sept. 3, 2010 and signed to the team's practice squad on Sept. 6, 2010.
• Re-signed by the Cardinals to a future contract on Jan. 4, 2011.
• Released by the Cardinals on Sept. 2, 2011 and re-signed by the team to the practice squad on Sept. 5, 2011.
• Released by the Cardinals from their practice squad on Nov. 15, 2011.
• Signed by the Seattle Seahawks to the practice squad on Nov. 22, 2011.
• Re-signed by the Cardinals to a future contract on Jan. 10, 2012.
• Released by the Cardinals, Aug. 31, 2012 and re-signed to the team's practice squad on Sept. 3, 2012.
• Released by the Cardinals from their practice squad on Oct. 16, 2012.
• Signed by the Oakland Raiders to a future contractt on Jan. 3, 2013.
• Released by the Raiders on Aug. 26, 2013.
• Signed by the Titans to a future contract on Jan. 8, 2014.

SEASON RECAPS:
2012 (0/0 - Arizona): Spent training camp with the Cardinals prior to being released and signing to their practice squad on Sept. 3. Spent the first six weeks on the Cardinals' practice squad before being placed on injured reserve.

2011 (0/0 - Arizona; 0/0 - Seattle): Spent training camp with the Cardinals prior to being released and signing to their practice squad on Sept. 5. Spent the first nine weeks on the Cardinals' practice squad before being released. Signed to the Seahawks' practice squad on Nov. 22 and spent the remainder of the season in that capacity.

2010 (0/0 - Arizona): Spent the majority of training camp with the Pittsburgh Steelers before being released prior to the regular season. Signed by the Cardinals to their practice squad on Sept. 6 and spent the entire season in that capacity.

COLLEGE:
• Played four seasons at Maryland, seeing action in 43 games with 23 starts. Totaled 64 receptions for 902 yards and five touchdowns.
• As a senior, played in 13 games at wide receiver and recorded 10 catches for 124 yards and one touchdown.
• Played 13 games as a junior, starting six contests and posted 25 receptions for 395 yards and one touchdown.
• Started 11 of 13 games as a sophomore and registered three touchdowns with 28 catches for 379 yards.
• Played in four games as a true freshman and caught one reception for four yards.
• Majored in communications at Maryland.

PERSONAL:
• Attended Bergen Catholic (Oradell, N.J.) High School and was a two-year letterwinner.
• Named second team All-State by the Associated Press and *Newark Star Ledger* and named first team all-group, All-North Jersey and all-county. Was also an All-East region pick by PrepStar and an All-Northeast selection by SuperPrep.
• As a senior, set single-season school records with 45 receptions for 897 yards and 12 touchdowns.
• As a junior, caught 11 passes for 229 yards and three touchdowns.
• Also a three-year letterwinner in track.
• Born Isaiah Williams on Jan. 30, 1987 in Montclair, N.J.

54 AVERY WILLIAMSON

LINEBACKER • 6'1" • 246 lbs • COLLEGE: KENTUCKY
ACQUIRED: 5TH ROUND - 2014 • NFL EXPERIENCE: ROOKIE
HOMETOWN: MILAN, TENN.
GAMES PLAYED/GAMES STARTED: 0/0 (PLAYOFFS: 0/0)

PRO: The Titans used their fifth-round pick in the 2014 NFL Draft on Kentucky linebacker Avery Williamson The 6-foot-1-inch, 246-pound defender arrives in the NFL with a reputation as an aggressive, downhill, sure-tackling inside linebacker. He will have a chance to contribute immediately on special teams and will add depth in the linebacking corps. At the 2014 NFL Scouting Combine, he placed sixth among linebackers with a 4.66-second 40-yard dash and third among his position group with a 4.07-second short shuttle.

CAREER HIGHLIGHTS:
• As a senior at Kentucky, Williamson was a team captain and led the squad in tackles for the second consecutive season. His 102 tackles tied for fourth place in the SEC.
• As a junior, Williamson achieved career highs with 135 tackles and three sacks.

TITANS TIDBITS:
• Williamson grew up in the West Tennessee town of Milan, which is approximately a two-hour drive from Nashville. He lists Eddie George, Steve McNair and Jevon Kearse as his favorite Titans as a child.
• One of Williamson's "bucket list" items is to see the pyramids in Egypt.
• In 2013, he was chosen to represent the Kentucky football program on a one-week educational/service trip in Ethiopia.

CAREER TRANSACTIONS:
• The Milan, Tenn., native was selected by the Titans in the fifth round (151st overall) of the 2014 NFL Draft.

COLLEGE:
• In a four-year career at Kentucky, Williamson played in 49 games with 21 starts. He finished his career with 296 total tackles, including double-digit tackles in 12 career contests. After primarily serving on special teams in his first two years, he went over the 100-tackle mark as a junior (135) and senior (102).

AS A SENIOR (2013), he played in 12 games with 11 starts. He finished the season as Kentucky's leading tackler for the second consecutive year, posting 102 total tackles to tie for fourth in the SEC. Additionally, he posted four tackles for loss, one sack, three quarterback hurries and two fumble recoveries. Served as captain in all 12 games. Had double-digit tackles in four games. Named All-SEC first team by CollegeSportsMadness.com. Earned All-SEC second-team honors from Associated Press, SEC Coaches, ESPN.com, Phil Steele's College Football and Athlon Sports. Also named to the SEC Community Service Team.
• Against Louisville (9/14), posted 15 tackles.
• Against Alabama (10/12), notched 13 tackles.
• At Vanderbilt (11/16), had two tackles for loss.

AS A JUNIOR (2012), he registered 10 starts in 12 games. He finished first on the team, second in the SEC and placed seventh nationally with 135 total tackles. Earned second-team All-SEC honors from CollegeSportsMadness.com and third-team All-SEC by Phil Steele's College Football. Had eight double-figure tackle performances. Recorded a streak of four games with at least 13 tackles in each game, the first UK player to do so since Randy Holleran in 1990. Additional contributions during the season included 4.5 tackles for loss, three sacks, an interception, four passes defensed, two forced fumbles and a fumble recovery.
• Against Western Kentucky (9/15), snagged an interception.
• Against Vanderbilt (11/3), registered a career-high 20 tackles.

AS A SOPHOMORE (2011), he played in all 12 games and registered 49 tackles, a tackle for loss, an interception, a pass defensed and a forced fumble. Recorded at least two tackles in every game.
• Against Jacksonville State (10/22), had a then-career-best seven tackles in a win.
• Against Florida (9/24), recorded his first career interception.
• At South Carolina (10/8), recorded his first career forced fumble.

AS A FRESHMAN (2010), he played in all 13 games, helping give the Wildcats depth at middle linebacker. Totaled 10 tackles and one pass breakup.
• Graduated in 2014 with a degree in integrated strategic communications.

PERSONAL:
• Attended Milan (Tenn.) High School, where he was a first-team Class AAA All-State linebacker as tabbed by the Tennessee Sports Writers Association. Led Milan to consecutive state championship finals with identical 14-1 records as a junior and senior. Named Region Defensive Player of the Year as a junior and senior. Named one of the top 15 players in Tennessee by Rivals.com.
• As a senior, named West Tennessee Player of the Year by the *Jackson Sun*. Made 125 tackles with one interception during the regular season in his senior year, and he also rushed for 416 yards and seven touchdowns at fullback.
• As a junior, collected 119 tackles, including 21 for loss. He set a Tennessee state championship game record with 22 tackles in the title contest.
• Was named the Outstanding Senior of his graduating high school class, recognizing academics, character and athletics. He was also a member of the honor-student club and the Spanish Club.
• At Kentucky, he was active in the community, participating in the Big Blue U Move-In (2011, 2012), the God's Pantry project (2012, 2013), Read Across America (2012, 2013), Salvation Army bellringing (2012), the "Be the Match" bone marrow drive (2012) and several school visits.
• List of favorites: (movie) "Friday"; (TV show) "Chappelle's Show"; (music artist) Yo Gotti; (school subject) public speaking; (car) Lamborghini; (books) mysteries; (food) baked chicken; and (athlete as a child) Ray Lewis.
• Born Avery Milton Williamson on March 9, 1992 in Cleveland, Ohio.

AVERY WILLIAMSON'S COLLEGE STATISTICS

REGULAR SEASON				TACKLES						INTERCEPTIONS					FUMBLES		
Year	Team	GP	GS	Tot	Solo	Asst	Sk	Yds	TFL	No	Yds	Lg	TD	PD	FF	FR	Yds
2010	Kentucky	13	0	10	5	5	0.0	0	0.0	0	0	-	0	1	0	0	0
2011	Kentucky	12	0	49	26	23	0.0	0	1.5	1	15	15	0	1	1	0	0
2012	Kentucky	12	10	135	70	65	3.0	27	4.5	1	3	3	0	4	2	1	0
2013	Kentucky	12	11	102	46	56	1.0	7	4.0	0	0	-	0	0	0	2	0
College Totals		**49**	**21**	**296**	**147**	**149**	**4.0**	**34**	**10.0**	**2**	**18**	**15**	**0**	**6**	**3**	**3**	**0**

Single-Game Highs

Tackles - 20 vs. Vanderbilt (11/3/12)

Interceptions - 1 (Twice, last vs. Western Kentucky, 9/15/12)

Sacks - 2 vs. Samford (11/17/12)

21

George Wilson

SAFETY • 6'0" • 210 lbs • COLLEGE: ARKANSAS
ACQUIRED: FREE AGENT - 2013 • NFL EXP. (NFL/TITANS): 9/2
HOMETOWN: PADUCAH, KY.
GAMES PLAYED/GAMES STARTED: 108/58 (PLAYOFFS: 0/0)

PRO: George Wilson was signed by the Titans as a free agent on March 1, 2013. The 6-foot, 210-pound safety brings veteran leadership and experience to the Titans' secondary. Prior to joining the Titans, the former Arkansas product spent his first seven seasons as a member of the Buffalo Bills and was a team captain for each of his final five seasons with the club. Wilson entered the NFL as wide receiver before switching to safety at the start of the 2007 season.

CAREER HIGHLIGHTS:
• In 2013, his first season with the Titans, Wilson led the club with 19 special teams tackles in addition to the contributions he made in the secondary.
• Wilson was voted a team captain for five consecutive seasons (2008-12) with the Buffalo Bills.
• In 2011, Wilson started 13 games at safety and posted a career-high 104 tackles, four interceptions, two forced fumbles, a fumble recovery and a quarterback pressure.
• In 2009, Wilson saw action in all 16 games with 12 starts and posted 91 tackles, two sacks, four interceptions, two quarterback pressures, a forced fumble and six passes defensed.
• In 2007, made the full-time transition from wide receiver to safety and appeared in 12 games. He recorded 41 tackles, two defensive touchdowns, two interceptions, a fumble recovery and three passes defensed.

TITANS TIDBITS:
• Wilson was named Buffalo Bills Walter Payton Man of the Year in 2009 and 2011.
• Wilson entered the NFL as a rookie free agent wide receiver in 2004 and switched to safety in 2007.
• Wilson made his acting debut, appearing in Mary J. Blige's music video "Hood Love" as the lead male and Blige's love interest.
• Wilson hosts an annual charity bowling event and an annual football and cheer camp in his hometown of Paducah, Ky.

CAREER TRANSACTIONS:
• The Paducah, Ky., native was originally signed by the Detroit Lions as an undrafted free agent on April 30, 2004.
• Released by the Lions on Sept. 5, 2004 and signed to the team's practice squad on Sept. 14, 2004.
• Released from the Lions' practice squad on Oct. 12, 2004.
• Signed to the Buffalo Bills' practice squad on Oct. 18, 2004.
• Released from the Bills' practice squad on Dec. 8, 2004 and re-signed to the Buffalo practice squad on Dec. 19, 2004.
• Released from the Bills' practice squad on Dec. 22, 2004 and re-signed to the Buffalo practice squad on Dec. 29, 2004.
• Released from the Bills' practice squad on Dec. 31, 2004.
• Signed by the Bills as a free agent on Jan. 6, 2005.
• Released by the Bills on Sept. 2, 2006 and signed to the team's practice squad a day later.
• Signed by the Bills from their practice squad to the active roster on Dec. 29, 2006.
• Released by the Bills on Feb. 11, 2013.
• Signed by the Titans as a free agent on March 1, 2013.

SEASON RECAPS:
2013 (16/3 - Tennessee): Played in all 16 games with three starts at safety in his first season with the Titans. Led the team with 19 special teams tackles. Registered 33 tackles, two stops for loss, an interception and five passes defensed. Tied for the team lead in passes defensed twice (vs. SD, at IND). Led or tied for the team lead in special teams tackles six times (at PIT, vs. SF, vs. IND, at OAK, vs. ARI, vs. HOU). Played in his 100th career regular season game at St. Louis (11/3/13).
• At Pittsburgh (9/8), led the team with five special teams tackles. Saw limited action as a reserve safety. Sealed the game by recovering the Steelers' onside kick late in the fourth quarter.
• Against San Diego (9/22), saw significant action as the dime back and notched four tackles and a pass defensed. Batted down a pass intended for Antonio Gates late in the second quarter.
• Against N.Y. Jets (9/29), started at safety as the team opened the game in a nickel package and posted two tackles.
• Against Kansas City (10/6), recorded five solo tackles. Teamed with Ropati Pitoitua to stuff Jamaal Charles for no gain on a short pass in the third quarter.
• At St. Louis (11/3), started at safety in his 100th career regular season game.
• At Oakland (11/24), led the team with four special teams tackles.
• At Indianapolis (12/1), started at safety and amassed five tackles, including a stop for loss and two passes defensed. Stuffed Donald Brown for a four-yard loss on a rush off left end in the first quarter. Broke up a pass intended for Coby Fleener in the opening stanza. Teamed with Karl Klug to stuff Donald Brown for no gain on a rush up the middle in the second quarter. Broke up a deep pass intended for LaVon Brazill in the final stanza.
• At Denver (12/8), saw significant action as the dime back and totaled five tackles. Stuffed Montee Ball for no gain on a rush up the middle early in the fourth quarter. Collected a special teams stop.
• At Jacksonville (12/22), accumulated three tackles, including a stop for loss and an interception. Stuffed Jordan Todman for a one-yard loss on a rush off left end in the fourth quarter. Sealed the victory with a leaping, one-handed interception on a pass intended for Marcedes Lewis late in the fourth quarter.

2012 (16/16 - Buffalo): Started all 16 games, tallying 98 tackles and five pass deflections. Selected as a team captain for the fifth straight year. Added six special teams tackles on coverage units.
• At Cleveland (9/23), led Bills defensive backs with six tackles and added one special teams tackle.
• Against New England (9/30), led Bills defensive backs with 10 tackles.
• Against Tennessee (10/21), led defensive backs with eight tackles and added a pass defensed.
• At Indianapolis (11/25), made his 50th career start and totaled three tackles and added one special teams tackle.
• At Miami (12/23), led the team with nine tackles and had a team-high two special teams tackles.

2011 (13/13 - Buffalo): Appeared in and started 13 games at safety and posted a career-high 104 tackles, four interceptions, two forced fumbles, a fumble recovery and a quarterback pressure. Elected team captain for fourth consective season. Was inactive for three games with a neck injury.
• At Kansas City (9/11), collected five tackles including a tackle for loss. Forced a Jamaal Charles fumble in the second quarter. The turnover was converted to a Bills field goal to give team 20-0 lead. It was his second career forced fumble.
• Against New England (9/25), totaled 10 tackles and posted an interception in the fourth quarter that led to Buffalo tying the game at 24.
• At Cincinnati (10/2), posted a game-high 12 tackles. Made his 30th career start and recorded his 10th career interception in the second quarter. The turnover led to a Fred Jackson touchdown run.

• Against Philadelphia (10/9), produced a team-high 11 tackles (nine in the first half) including one tackle for loss. Posted three passes defensed. Recorded the second of Buffalo's four interceptions of Michael Vick, posting an interception in his third consecutive game.
• Against Washington (10/30), recorded his fourth interception of the season and added nine tackles.
• Against Miami (12/18), totaled seven tackles and recorded a fumble recovery in the first quarter. Takeaway led to a CJ Spiller touchdown run. Recovered an onside kick in fourth quarter that led to a Bills field goal.
• At New England (1/1), totaled 10 tackles and a forced fumble. Converted a fake punt for a six-yard rush and first down. Play helped set-up team's first touchdown.

2010 (16/2 - Buffalo): Appeared in all 16 games with two starts and compiled 17 tackles and two interceptions. Tallied 18 special teams tackles on coverage units. Was voted team captain for the third consecutive season.
• Against Miami (9/12), earned the start at free safety. Made five defensive tackles and added one special teams tackle.
• At Baltimore (10/24), played in his 50th career game and tied for the team-lead with two special teams tackles. Also added a fumble recovery on special teams.
• At Cincinnati (11/21), halted potential Bengals' scoring drive with an interception in the end zone at 3:11 in the third quarter and returned it 56 yards. Added three tackles and two passes defensed.
• At Miami (12/19), recorded Buffalo's only interception and the offense converted turnover to the team's first touchdown.

2009 (16/12 - Buffalo): Appeared in all 16 games with 12 starts and posted 91 tackles, two sacks, four interceptions, two quarterback pressures, a forced fumble and six passes defensed. Notched 12 special teams tackles on coverage units.
• At Miami (10/4), made first start of the season and led the team with two sacks. Also posted his first forced fumble of his career on one of the sacks and totaled five defensive tackles. Also led the team with three special teams tackles.
• At N.Y. Jets (10/18), had a very active day in the secondary with an interception (first of the season), six tackles, a tackle for loss, a pass defensed and three special teams tackles.
• At Carolina (10/25), set a career-high and led Bills defensive backs with 10 tackles. Added an interception, a tackle for loss and a pass defensed.
• Against Houston (11/1), posted a career-high 15 tackles and added a quarterback hit.
• At Jacksonville (11/22), posted an interception and added four solo tackles and a pass defensed.
• At Kansas City (12/13), registered Buffalo's fourth interception of the game on the final play of the game. Added five tackles including one tackle for loss, a quarterback hit, and a pass defensed.

2008 (16/3 - Buffalo): Played in all 16 games for first time in career and finished third on team with 15 special teams tackles. Collected 11 tackles, 1.5 sacks, a quarterback pressure and two fumble recoveries. Was voted as a special teams captain prior to the season.
• At New England (11/9), recorded a half-sack and a fumble recovery. Shared a sack of Matt Cassel with Marcus Stroud. The play marked his first career participation in a sack. Also recovered the fumble forced by Stroud on the same play, marking his second career fumble recovery.
• At Kansas City (11/23), had season-high four tackles, including one for a loss of five yards, a sack, and a fumble recovery, starting in place of an injured Donte Whitner.

2007 (12/9 - Buffalo): Made the full-time transition from wide receiver to safety and played in 12 games, making a career-high nine starts. Recorded 41 tackles, two defensive touchdowns, two interceptions, a fumble recovery and three passes defensed. Was placed on injured reserve on Dec. 14, 2007.
• Against Dallas (10/8), in first career start at free safety posted first career interception and returned the ball 25 yards for a touchdown. Became the first Bills player to return their first interception for a score since 2004 (Pat Williams).
• At N.Y. Jets (10/28), notched his second interception of the season and of his career off Kellen Clemens in the end zone as time expired.
• Against Cincinnati (11/4), posted a then career-high eight tackles.
• Against Miami (12/9), scored his second career touchdown on his first career fumble recovery, returning the loose ball 20 yards for a score.

2006 (0/0 - Buffalo): Spent the first 15 games of the season on the Bills' practice squad. Was promoted to the 53-man roster for the final game and was inactive at Baltimore (12/31).

2005 (3/0 - Buffalo): Played in three of the first four games of the season and saw action primarily on special teams, finishing the year with two special teams tackles.
• Against Houston (9/11), saw action in his first NFL game and played primarily on special teams and recorded a tackle.
• Against Atlanta (9/25), saw action at wide receiver and on special teams.
• At New Orleans (10/2), posted one tackle on special teams.

2004 (0/0 - Detroit; 0/0 - Buffalo): Was waived by Detroit following his rookie training camp and subsequently spent a month on the Lions' practice squad. Was released by the Lions and signed to Buffalo's practice squad where he spent the remainder of his rookie campaign.

COLLEGE:
• Three-year starter who overcame injury problems earlier in his career to become the Arkansas' top possession-type receiver. In 44 games, hauled in 144 career receptions for 2,151 yards (14.9 avg.) and 16 touchdowns.
• Finished career with at least one reception in 38 of his final 40 games, including all of the 2003 season.
• At the time, was only the 16th player in school history to gain over 1,000 yards receiving in a career.
• In 2003, led team in receiving for second-straight year with 50 receptions for 900 yards (18.0 avg.) and six touchdowns. Had four 100-yard receiving games in 2003, including a career-high 172 yards on nine receptions and a touchdown in team's 71-63 overtime win over Kentucky.
• In 2002, led the team with 49 catches for 626 yards and a career-high seven touchdowns, starting 11 of 14 games.
• Graduated with a degree in business management from Arkansas.

PERSONAL:
• Has a son, George Wilson III.
• Was a two-time all-state receiver and was an honorable mention All-American as a senior at Tilghman (Paducah, Ky.) High School.
• Collected 81 catches for 1,723 yards and 24 touchdowns during his career.
• Played in the Kentucky-Tennessee All-Star Game and was a finalist for the Kentucky Male Athlete of the Year award.
• Was named All-State in basketball as well and also lettered in baseball and track.
• At Arkansas was a member of the 2001-02 and 2002-03 Lon Farrell Academic Honor Rolls and was involved in Fayetteville's community outreach project, spending his spare time speaking and reading at elementary schools.
• Born George Eugene Wilson, Jr. on March 14, 1981 in Paducah, Ky.

GEORGE WILSON'S GAME-BY-GAME

2007 Buffalo Bills

Date	Opp	W/L	P/S	Tot	Solo	Asst	Sk	- Yds	QBP	TFL	Int	- Yds	-TD	PD	FF	FR	- Yds	SpT
Sept 9	Den		IA															
Sept 16	@ Pit		p	0	0	0	0.0	0.0	0	NA	0	0	0	0	0	0	0	-
Sept 23	@ NE		p	0	0	0	0.0	0.0	0	NA	0	0	0	0	0	0	0	-
Sept 30	NYJ		p	0	0	0	0.0	0.0	0	NA	0	0	0	0	0	0	0	-
Oct 8	Dal		S	6	4	2	0.0	0.0	0	NA	1	25	1	1	0	0	0	-
Oct 21	Bal		S	4	4	0	0.0	0.0	0	NA	0	0	0	0	0	0	0	-
Oct 28	@ NYJ		S	6	5	1	0.0	0.0	0	NA	1	0	0	3	0	0	0	-
Nov 4	Cin		S	8	6	2	0.0	0.0	0	NA	0	0	0	1	0	0	0	-
Nov 11	@ Mia		S	6	5	1	0.0	0.0	0	NA	0	0	0	0	0	0	0	-
Nov 18	NE		S	5	3	2	0.0	0.0	0	NA	0	0	0	0	0	0	0	-
Nov 25	@ Jax		S	3	1	2	0.0	0.0	0	NA	0	0	0	0	0	0	0	-
Dec 2	@ Was		S	2	1	1	0.0	0.0	0	NA	0	0	0	0	0	0	0	-
Dec 9	Mia		S	1	1	0	0.0	0.0	0	NA	0	0	0	0	0	1	20	-
Dec 16	@ Cle		Placed on injured reserve on Dec. 14, 2007															
Dec 23	NYG																	
Dec 30	@ Phi																	
Totals			**12/9**	**41**	**30**	**11**	**0.0**	**0.0**	**0**	**NA**	**2**	**25**	**1**	**5**	**0**	**1**	**20**	**2**

2008 Buffalo Bills

Date	Opp	W/L	P/S	Tot	Solo	Asst	Sk	- Yds	QBP	TFL	Int	- Yds	-TD	PD	FF	FR	- Yds	SpT
Sept 7	Sea		p	0	0	0	0.0	0.0	0	NA	0	0	0	0	0	0	0	0
Sept 14	@ Jax		p	0	0	0	0.0	0.0	0	NA	0	0	0	0	0	0	0	3
Sept 21	Oak		p	0	0	0	0.0	0.0	0	NA	0	0	0	0	0	0	0	1
Sept 28	@ StL		p	0	0	0	0.0	0.0	0	NA	0	0	0	0	0	0	0	3
Oct 5	@ Ari		p	3	2	1	0.0	0.0	0	NA	0	0	0	0	0	0	0	0
Oct 19	SD		S	1	1	0	0.0	0.0	0	NA	0	0	0	0	0	0	0	1
Oct 26	@ Mia		p	0	0	0	0.0	0.0	0	NA	0	0	0	0	0	0	0	1
Nov 2	NYJ		p	0	0	0	0.0	0.0	0	NA	0	0	0	0	0	0	0	0
Nov 9	@ NE		S	2	0	2	0.0	0.0	0	NA	0	0	0	0	0	1	0	0
Nov 17	Cle		p	1	1	0	0.0	0.0	0	NA	0	0	0	0	0	0	0	0
Nov 23	@ KC		S	4	4	0	1.0	5.0	1	NA	0	0	0	0	0	1	0	0
Nov 30	SF		p	0	0	0	0.0	0.0	0	NA	0	0	0	0	0	0	0	2
Dec 7	Mia		p	0	0	0	0.0	0.0	0	NA	0	0	0	0	0	0	0	0
Dec 14	@ NYJ		p	0	0	0	0.0	0.0	0	NA	0	0	0	0	0	0	0	2
Dec 21	@ Den		p	0	0	0	0.0	0.0	0	NA	0	0	0	0	0	0	0	2
Dec 28	NE		p	0	0	0	0.0	0.0	0	NA	0	0	0	0	0	0	0	0
Totals			**16/3**	**11**	**8**	**3**	**1.5**	**5.0**	**1**	**NA**	**0**	**0**	**0**	**0**	**0**	**2**	**0**	**15**

2009 Buffalo Bills

Date	Opp	W/L	P/S	Tot	Solo	Asst	Sk	- Yds	QBP	TFL	Int	- Yds	-TD	PD	FF	FR	- Yds	SpT
Sept 14	@ NE		p	0	0	0	0.0	0.0	0	0	0	0	0	0	0	0	0	-
Sept 20	TB		p	0	0	0	0.0	0.0	0	0	0	0	0	0	0	0	0	-
Sept 27	NO		p	1	0	1	0.0	0.0	0	0	0	0	0	0	0	0	0	-
Oct 4	@ Mia		S	5	5	0	2.0	7.0	0	0	0	0	0	0	1	0	0	-
Oct 11	Cle		S	6	4	2	0.0	0.0	0	0	0	0	0	0	0	0	0	-
Oct 18	@ NYJ		p	6	4	2	0.0	0.0	0	1	1	0	0	1	0	0	0	-
Oct 25	@ Car		S	10	7	3	0.0	0.0	0	1	1	-4	0	1	0	0	0	-
Nov 1	Hou		S	15	7	8	0.0	0.0	1	0	0	0	0	0	0	0	0	-
Nov 15	@ Ten		S	8	6	2	0.0	0.0	0	0	0	0	0	1	0	0	0	-
Nov 22	@ Jax		S	4	4	0	0.0	0.0	0	0	1	27	0	1	0	0	0	-
Nov 29	Mia		S	6	4	2	0.0	0.0	0	0	0	0	0	0	0	0	0	-
Dec 3	NYJ		S	10	8	2	0.0	0.0	0	0	0	0	0	0	0	0	0	-
Dec 13	@ KC		S	5	4	1	0.0	0.0	1	1	1	0	0	1	0	0	0	-
Dec 20	NE		S	7	4	3	0.0	0.0	0	0	0	0	0	0	0	0	0	-
Dec 27	@ Atl		S	3	3	0	0.0	0.0	0	1	0	0	0	0	0	0	0	-
Jan 3	Ind		S	5	2	3	0.0	0.0	0	0	0	0	0	0	0	0	0	-
Totals			**16/12**	**91**	**62**	**29**	**2.0**	**7.0**	**2**	**4**	**4**	**23**	**0**	**5**	**1**	**0**	**0**	**12**

2010 Buffalo Bills

Date	Opp	W/L	P/S	Tot	Solo	Asst	Sk	- Yds	QBP	TFL	Int	- Yds	-TD	PD	FF	FR	- Yds	SpT
Sept 12	Mia		S	5	4	1	0.0	0.0	0	0	0	0	0	0	0	0	0	-
Sept 19	@ GB		p	0	0	0	0.0	0.0	0	0	0	0	0	0	0	0	0	-
Sept 26	@ NE		p	0	0	0	0.0	0.0	0	0	0	0	0	0	0	0	0	-
Oct 3	NYJ		p	1	0	1	0.0	0.0	0	0	0	0	0	0	0	0	0	-
Oct 10	Jax		p	0	0	0	0.0	0.0	0	0	0	0	0	0	0	0	0	-
Oct 24	@ Bal		p	0	0	0	0.0	0.0	0	0	0	0	0	0	0	0	0	-
Oct 31	@ KC		S	3	3	0	0.0	0.0	0	0	0	0	0	0	0	0	0	-
Nov 7	Chi		p	0	0	0	0.0	0.0	0	0	0	0	0	0	0	0	0	-
Nov 14	Det		p	0	0	0	0.0	0.0	0	0	0	0	0	0	0	0	0	-
Nov 21	@ Cin		p	3	3	0	0.0	0.0	0	0	1	56	0	2	0	0	0	-
Nov 28	Pit		p	2	1	1	0.0	0.0	0	0	0	0	0	0	0	0	0	-
Dec 5	@ Min		p	1	1	0	0.0	0.0	0	0	0	0	0	0	0	0	0	-
Dec 12	Cle		p	0	0	0	0.0	0.0	0	0	0	0	0	0	0	0	0	-
Dec 19	@ Mia		p	0	0	0	0.0	0.0	0	0	1	9	0	1	0	0	0	-
Dec 26	NE		p	2	1	1	0.0	0.0	0	0	0	0	0	0	0	0	0	-
Jan 2	@ NYJ		p	0	0	0	0.0	0.0	0	0	0	0	0	0	0	0	0	-
Totals			**16/2**	**17**	**13**	**4**	**0.0**	**0.0**	**0**	**0**	**2**	**65**	**0**	**3**	**0**	**0**	**0**	**18**

2011 Buffalo Bills

Date	Opp	W/L	P/S	Tot	Solo	Asst	Sk	- Yds	QBP	TFL	Int	- Yds	-TD	PD	FF	FR	- Yds	SpT
Sept 11	@ KC		S	5	5	0	0.0	0.0	0	1	0	0	0	0	1	0	0	-
Sept 18	Oak		S	7	4	3	0.0	0.0	0	0	0	0	0	0	0	0	0	-
Sept 25	NE		S	10	6	4	0.0	0.0	0	0	1	8	0	1	0	0	0	-
Oct 2	@ Cin		S	12	8	4	0.0	0.0	0	0	1	5	0	1	0	0	0	-
Oct 9	Phi		S	11	11	0	0.0	0.0	1	1	1	1	0	3	0	0	0	-
Oct 16	@ NYG		S	10	7	3	0.0	0.0	0	0	0	0	0	0	0	0	0	-
Oct 30	Was		S	9	8	1	0.0	0.0	0	0	1	12	0	1	0	0	0	-
Nov 6	NYJ		S	5	3	2	0.0	0.0	0	0	0	0	0	0	0	0	0	-
Nov 13	@ Dal		S	8	6	2	0.0	0.0	0	0	0	0	0	0	0	0	0	-
Nov 20	@ Mia		IA															
Nov 27	@ NYJ		IA															
Dec 4	Ten		IA															
Dec 11	@ SD		S	6	5	1	0.0	0.0	0	0	0	0	0	0	0	0	0	-
Dec 18	Mia		S	7	4	3	0.0	0.0	0	0	0	0	0	0	0	1	0	-
Dec 24	Den		S	4	3	1	0.0	0.0	0	0	0	0	0	0	0	0	0	-
Jan 1	@ NE		S	10	6	4	0.0	0.0	0	0	0	0	0	0	1	0	0	-
Totals			**13/13**	**104**	**76**	**28**	**0.0**	**0.0**	**1**	**2**	**4**	**26**	**0**	**6**	**2**	**1**	**0**	**2**

2012 Buffalo Bills

Date	Opp	W/L	P/S	Tot	Solo	Asst	Sk	- Yds	QBP	TFL	Int	- Yds	-TD	PD	FF	FR	- Yds	SpT
Sept 9	@ NYJ		S	5	3	2	0.0	0.0	0	0	0	0	0	0	0	0	0	-
Sept 16	KC		S	5	3	2	0.0	0.0	0	0	0	0	0	1	0	0	0	-
Sept 23	@ Cle		S	6	6	0	0.0	0.0	0	0	0	0	0	0	0	0	0	-
Sept 30	NE		S	10	9	1	0.0	0.0	0	0	0	0	0	0	0	0	0	-
Oct 7	@ SF		S	6	6	0	0.0	0.0	0	0	0	0	0	0	0	0	0	-
Oct 14	@ Ari		S	6	5	1	0.0	0.0	0	0	0	0	0	0	0	0	0	-
Oct 21	Ten		S	8	6	2	0.0	0.0	0	0	0	0	0	1	0	0	0	-
Nov 4	@ Hou		S	5	3	2	0.0	0.0	0	0	0	0	0	0	0	0	0	-
Nov 11	@ NE		S	5	2	3	0.0	0.0	0	0	0	0	0	0	0	0	0	-
Nov 15	Mia		S	6	4	2	0.0	0.0	0	0	0	0	0	0	0	0	0	-
Nov 25	@ Ind		S	3	2	1	0.0	0.0	0	0	0	0	0	0	0	0	0	-
Dec 2	Jax		S	5	3	2	0.0	0.0	0	0	0	0	0	1	0	0	0	-
Dec 9	StL		S	3	2	1	0.0	0.0	0	0	0	0	0	2	0	0	0	-
Dec 16	Sea		S	10	8	2	0.0	0.0	0	0	0	0	0	0	0	0	0	-
Dec 23	@ Mia		S	9	8	1	0.0	0.0	0	0	0	0	0	0	0	0	0	-
Dec 30	NYJ		S	6	3	3	0.0	0.0	0	0	0	0	0	0	0	0	0	-
Totals			**16/16**	**98**	**73**	**25**	**0.0**	**0.0**	**0**	**0**	**0**	**0**	**0**	**5**	**0**	**0**	**0**	**6**

2013 Tennessee Titans

Date	Opp	W/L	P/S	Tot	Solo	Asst	Sk	- Yds	QBP	TFL	Int	- Yds	-TD	PD	FF	FR	- Yds	SpT
Sept 8	@ Pit	W	p	0	0	0	0.0	0.0	0	0	0	0	0	0	0	0	0	5
Sept 15	@ Hou	L	p	3	3	0	0.0	0.0	0	0	0	0	0	1	0	0	0	0
Sept 22	SD	W	p	4	1	3	0.0	0.0	0	0	0	0	0	1	0	0	0	0
Sept 29	NYJ	W	S	2	1	1	0.0	0.0	0	0	0	0	0	0	0	0	0	0
Oct 6	KC	L	p	5	5	0	0.0	0.0	0	0	0	0	0	0	0	0	0	0
Oct 13	@ Sea	L	p	1	1	0	0.0	0.0	0	0	0	0	0	0	0	0	0	1
Oct 20	SF	L	p	2	2	0	0.0	0.0	0	0	0	0	0	0	0	0	0	2
Nov 3	@ StL	W	S	1	1	0	0.0	0.0	0	0	0	0	0	0	0	0	0	0
Nov 10	Jax	L	p	0	0	0	0.0	0.0	0	0	0	0	0	0	0	0	0	0
Nov 14	Ind	L	p	0	0	0	0.0	0.0	0	0	0	0	0	0	0	0	0	3
Nov 24	@ Oak	W	p	1	1	0	0.0	0.0	0	0	0	0	0	0	0	0	0	4
Dec 1	@ Ind	L	S	5	4	1	0.0	0.0	0	1	0	0	0	2	0	0	0	0
Dec 8	@ Den	L	p	5	4	1	0.0	0.0	0	0	0	0	0	0	0	0	0	1
Dec 15	Ari	L	p	0	0	0	0.0	0.0	0	0	0	0	0	0	0	0	0	2
Dec 22	@ Jax	W	p	3	1	2	0.0	0.0	0	1	1	0	0	1	0	0	0	0
Dec 29	Hou	W	p	1	1	0	0.0	0.0	0	0	0	0	0	0	0	0	0	1
Totals		**7-9**	**16/3**	**33**	**25**	**8**	**0.0**	**0.0**	**0**	**2**	**1**	**0**	**0**	**5**	**0**	**0**	**0**	**19**

GEORGE WILSON'S NFL STATISTICS

REGULAR SEASON				TACKLES							INTERCEPTIONS					FUMBLES			
Year	Team	GP	GS	Tot	Solo	Asst	Sk	Yds	QBP	TFL	No	Yds	Lg	TD	PD	FF	FR	Yds	SpT
2004	DET/BUF	0	0					Practice Squad											
2005	Buffalo	3	0	0	0	0	0.0	0.0	0	NA	0	0	-	0	0	0	0	0	2
2006	Buffalo	0	0	0	0	0	0.0	0.0	0	NA	0	0	-	0	0	0	0	0	0
2007	Buffalo	12	9	41	30	11	0.0	0.0	0	NA	2	25	25t	1	5	0	1	20	2
2008	Buffalo	16	3	11	8	3	1.5	9.0	1	NA	0	0	-	0	0	0	2	0	15
2009	Buffalo	16	12	91	62	29	2.0	7.0	2	4	4	23	27	0	5	1	0	0	12
2010	Buffalo	16	2	17	13	4	0.0	0.0	0	0	2	65	56	0	3	0	0	0	18
2011	Buffalo	13	13	104	76	28	0.0	0.0	1	2	4	26	12	0	6	2	1	0	2
2012	Buffalo	16	16	98	73	25	0.0	0.0	0	0	0	0	-	0	5	0	0	0	6
2013	Tennessee	16	3	33	25	8	0.0	0.0	0	2	1	0	0	0	5	0	0	0	19
NFL Totals		**108**	**58**	**395**	**287**	**108**	**3.5**	**16.0**	**4**	**8**	**13**	**139**	**56**	**1**	**29**	**3**	**4**	**20**	**76**

Single-Game Highs

Tackles - 15 vs. Houston (11/1/09)
Interceptions - 1 (13 times, last at Jacksonville 12/22/13)
Interception Long - 56 at Cincinnati (11/21/10)
Sacks - 2 at Miami (10/4/09)
Forced Fumbles - 1 (Three times, last at New England 1/1/12)
Fumble Recovery - 1 (Four times, last vs. Miami 12/18/11)

Additional Statistics

Touchdowns - 2 (25-yard interception return vs. Dallas, 10/8/07; 20-yard fumble return vs. Miami, 12/9/07)
Special Teams Fumble Recovery - 1 (2010)
Rushing - 1 for 6 yards on fake punt (2011)
Kickoff Returns - 1 return for 0 yards (2007)

8

Tyler Wilson

QUARTERBACK • 6'2" • 215 lbs • COLLEGE: ARKANSAS
ACQUIRED: FREE AGENT - 2013 • NFL EXP. (NFL/TITANS): 1/1
HOMETOWN: FORT SMITH, ARK.
GAMES PLAYED/GAMES STARTED: 0/0 (PLAYOFFS: 0/0)

PRO: The Titans signed Tyler Wilson off the Oakland Raiders' practice squad on Dec. 17, 2013 to develop and provide future depth at the quarterback position. The 6-foot-2-inch, 215-pounder was originally selected by the Raiders in the fourth round of the 2013 NFL Draft.

CAREER TRANSACTIONS:
• The Fort Smith, Ark., native was selected by the Oakland Raiders in the fourth round (112th overall) of the 2013 NFL Draft.
• Released by the Raiders on Sept. 1, 2013 and signed to the team's practice squad a day later.
• Signed by the Raiders to their active roster from the practice squad on Nov. 16, 2013.
• Released by the Raiders on Nov. 27, 2013 and added to the team's practice squad two days later.
• Signed by the Titans as a free agent off the Raiders' practice squad on Dec. 17, 2013.

TITANS TIDBITS:
• Wilson was a standout baseball player in high school. He captured Arkansas Gatorade Player of the Year honors as both a junior and senior. He posted a 32-9 career record with 386 strikeouts in 251.1 innings, including an 11-0 record with a 1.42 ERA as a senior. He batted .415 with four home runs and 30 RBI in his final prep season.

SEASON RECAPS:
2013 (0/0 - Oakland; 0/0 - Tennessee): Was inactive for two games with the Titans. Spent the first nine weeks on the Raiders' practice squad before being activated on Nov. 16. Dressed but did not play at Houston (11/17) and was inactive against Tennessee (11/24). Spent three more weeks on the Oakland practice squad before being signed to the Titans' active roster.
• At Jacksonville (12/22), was inactive.
• Against Houston (12/29), was inactive.

COLLEGE:
• Played four years at Arkansas, seeing action in 37 career games with 24 starts and setting the Arkansas career record with 7,765 passing yards.
• Completed 593 career passes, also snapping a program record and attempted 948 passes, the second-most in school history.
• Totaled 52 career touchdowns passes, becoming one of just four players in program history to top 50 career scoring strikes. Finished career ranked second in school annals with 7,721 yards of total offense.
• As a senior, started 11 games and completed 249 of 401 pass attempts for 3,387 yards and 21 touchdowns. Was a third-team preseason All-American selection and a finalist for the Johnny Unitas Golden Arm Award. Ranked second in the SEC with an average of 308.6 yards per game in total offense and threw for over 300 yards in five contests.
• As a junior, became first quarterback in Arkansas history to earn All-SEC first-team recognition. Was a semi-finalist for the Davey O'Brien Award and finalist for both the Manning Award and the Johnny Unitas Golden Arm Award. Established school single-season records by completing 277 of 428 passes for 3,638 yards and 24 touchdowns.
• Named Offensive MVP of the J. Curtis Sanford Cotton Bowl after throwing for 216 yards two touchdowns on 20 of 31 passing against Kansas State.
• Appeared in six games as a sophomore and completed 34 of 51 passes for 453 yards and four touchdowns. Entered game against Auburn due to an injury to starting quarterback Ryan Mallett and passed for 323 yards and four touchdowns.
• Saw action in five games as a redshirt freshman and played in two contests as a true freshman.
• Majored in Recreation and Sports Management at Arkansas.

PERSONAL:
• Attended Greenwood (Ark.) High School and was named a four-star prospect and ranked No. 9 pro-style quarterback in the nation and No. 5 player in Arkansas by Rivals.com. Was rated by ESPN as the No. 8 quarterback recruit in the nation.
• Was a two-time all-state and all-conference selection. Completed 595 of 923 pass attempts for 8,226 yards and 94 touchdowns during prep career while leading his team to two state championships as a starter.
• As a senior, received the Landers Award, presented to the state's top player. Passed for 3,939 yards on 294 for 473 passing with 43 touchdowns.
• As a junior, completed 294 of 434 pass attempts for 4,222 yards and 50 touchdowns.
• Named to the Arkansas Athletic Department Honor Roll and selected to the SEC Academic Honor Roll.
• Born James Tyler Wilson on Aug. 16, 1989 in Fort Smith, Ark.

TYLER WILSON'S NFL STATISTICS

REGULAR SEASON			PASSING											RUSHING				
Year	Team	GP/GS	Att	Cmp	Pct	Yds	Yd/Att	TD	INT	Lg	Sk	Yds	Rat	Att	Yds	Avg	Lg	TD
2013	OAK/TEN	0/0	0	0	0.0	0	0.0	0	0	0	0	0	0.0	0	0	0	0	0
NFL Totals		**0/0**	**0**	**0**	**0.0**	**0**	**0.0**	**0**	**0**	**0**	**0**	**0**	**0.0**	**0**	**0**	**0**	**0**	**0**

Career record as starter: 0-0 (.000)

Single-Game Highs

Attempts -
Completions -
Passing Yards -
Touchdown Passes -
Long Completion -

Rushing Attempts -
Rushing Yards -
Rushing Touchdowns -
Long Rush -

95 Kamerion Wimbley



LINEBACKER/DEFENSIVE END • 6'4" • 258 lbs
COLLEGE: FLORIDA STATE • ACQUIRED: FREE AGENT - 2012
NFL EXP. (NFL/TITANS): 9/3 • HOMETOWN: WICHITA, KAN.
GAMES PLAYED/GAMES STARTED: 127/111 (PLAYOFFS: 0/0)

PRO: Nine-year pro Kamerion Wimbley is an excellent pass rusher that has played both outside linebacker and defensive end during his career. The 6-foot-4-inch, 258-pounder was signed as a free agent on March 20, 2012 to be a dynamic edge rusher. Wimbley has been durable, having missed just one game in his eight previous NFL seasons with the Cleveland Browns (2006-09), Oakland Raiders (2010-11) and Titans. Entering 2014, the former 2006 first-round pick has posted 51.5 career sacks.

CAREER HIGHLIGHTS:
• In his first season with the Titans in 2012, Wimbley started all 16 games and tied for second on the team with six sacks. He also finished second on the defense with nine quarterback pressures.
• Notched a career-best four sacks of Philip Rivers at San Diego (11/10/11).
• In his first season with the Raiders in 2010, led the team with nine sacks and was named AFC Defensive Player of the Week after a three-sack performance in the regular season finale.
• In 2006, played in all 16 games and set a Browns rookie franchise record with a career-best 11 sacks. Wimbley recorded a sack in nine different games and ranked sixth in the AFC and 11th in the NFL in sacks.

TITANS TIDBITS:
• In February 2013, Wimbley appeared on the *Rachael Ray* show in a cooking competition with tight end Martellus Bennett and defensive end Dwight Freeney. Wimbley won the contest, judged by former NFL player Tony Siragusa, with his andouille sausage and shrimp over grits.
• In March 2012, Wimbley competed in the American Ninja Warrior competition at Florida International University in Miami. His preliminary and regional final runs through the challenging obstacle course were shown on NBC and the G4 network.
• Wimbley counts Animal Planet as his favorite television network to watch. He is an animal lover and enjoys attending different dog shows in his free time.
• Wimbley owns two Wings & Things restaurants and two Twice as Nice barber shops in the Wichita area.

CAREER TRANSACTIONS:
• The Wichita, Kan., native was originally selected by the Cleveland Browns in the first round (13th overall) of the 2006 NFL Draft.
• Traded by the Browns to the Oakland Raiders on March 14, 2010 for the Browns' 2010 third-round pick.
• Designated by the Raiders as the team's exclusive franchise player on Feb. 24, 2011 before reaching a long-term deal on Aug. 1, 2011.
• Released by the Raiders on March 16, 2012.
• Signed by the Titans as a free agent on March 20, 2012.

SEASON RECAPS:
2013 (16/1 - Tennessee): Played in all 16 games with one start at defensive end and totaled 24 tackles, three sacks, three quarterback pressures, a stop for loss and two passes defensed. Posted a special teams stop. Tied for the team lead in sacks twice (at HOU, at JAX). Tied for the team lead in quarterback pressures three times (vs. KC, at SEA, at STL).
• At Houston (9/15), compiled two tackles, including a sack. Ended a Texans' drive by sacking Matt Schaub for an 11-yard loss on third-and-10 in the fourth quarter.
• Against Kansas City (10/6), recorded a pass defensed and a quarterback pressure. Came off the edge and batted a pass intended for Knile Davis on third-and-six in the fourth quarter.
• At Seattle (10/13), started at defensive end and tallied three tackles and a quarterback pressure. Tied for the team lead with two special teams tackles.
• At Indianapolis (12/1), dropped Andrew Luck for a 10-yard sack in the second quarter.
• At Jacksonville (12/22), accumulated two tackles, including a sack, a stop for loss and a pass defensed. Dropped Chad Henne for a four-yard sack in the first quarter. Stuffed Jordan Todman for a one-yard loss on a rush up the middle in the fourth quarter.

2012 (16/16 - Tennessee): Started all 16 games at defensive end in his first season with the Titans and tied for second on the team with six sacks, while finishing second on the squad with nine quarterback pressures. Also posted 38 tackles, including two tackles for loss and a forced fumble. Led or tied for the team lead in sacks four times (vs. NE, at BUF, vs. CHI, at JAX). Led or tied for the team lead in quarterback pressures three times (at SD, at BUF, vs. CHI). Played in his 100th career regular season game at Minnesota (10/7/12).
• Against New England (9/9), started at defensive end and collected four tackles, including a sack, in his Titans debut. Halted a Patriots' drive by sacking Tom Brady for an eight-yard loss on third-and-four early in the second quarter.
• At Minnesota (10/7), started at defensive end in his 100th career regular season game and totaled a tackle for loss. Combined with Michael Griffin to stop Adrian Peterson for a one-yard loss on a rush off left tackle in the third quarter.
• At Buffalo (10/21), posted three tackles, including a sack, a tackle for loss and a quarterback pressure. Teamed with Derrick Morgan to stuff C.J. Spiller for a three-yard loss on a rush off right guard in the second stanza. Came off the edge and strip-sacked Ryan Fitzpatrick and the fumble was recovered by Derrick Morgan at the Buffalo 32-yard line early in the third quarter. Combined with Al Afalava to stop C.J. Spiller for no gain on a rush off left tackle in the fourth quarter.
• Against Indianapolis (10/28), tallied two tackles and a half sack. Combined with Derrick Morgan to drop Andrew Luck for a four-yard sack in the second quarter.
• At Chicago (11/4), dropped Jay Cutler for a nine-yard sack early in the second quarter.
• At Jacksonville (11/25), collected 1.5 sacks and a quarterback pressure. Came off the edge and sacked Chad Henne for a two-yard loss in the second quarter. Ended a Jaguars' drive by teaming with Zach Brown to sack Henne for a nine-yard loss on third-and-four in the third stanza.
• Against Jacksonville (12/30), recorded a sack. Combined with Derrick Morgan to sack Chad Henne for a seven-yard loss in the second quarter. Teamed with Sen'Derrick Marks to sack Chad Henne for an eight-yard loss in the fourth quarter.

2011 (16/16 - Oakland): Started all 16 games for the second straight season and posted 62 tackles, seven sacks for losses totaling 56 yards, three passes defensed and one interception.
• Against N.Y. Jets (9/25), posted three solo tackles and one pass defensed. Notched a sack for loss of nine yards.
• Against Denver (11/6), collected six solo tackles and recorded a sack for loss of 11 yards.
• At San Diego (11/10), established a career high with four sacks for losses totaling 27 yards. Posted a season-high seven solo tackles and was credited with a pass defensed.
• Against Chicago (11/27), picked off a pass at the 15-yard line and returned it 73 yards to help set up a Raiders field goal. Added four solo tackles and a sack for loss of seven yards.

2010 (16/16 - Oakland): Started all 16 games at outside linebacker and led the team with nine sacks for 59.5 yards in losses. Added 58 tackles, one forced fumble and one pass defensed. Named AFC Defensive Player of the Week after a three-sack performance in Week 17.
• At Tennessee (9/12), made his Raiders debut and recorded five tackles, including a sack for loss of 10 yards. Forced a fumble on the sack that was recovered by Raiders and led to a field goal.
• Against Seattle (10/31), posted four tackles and added 1.5 sacks for losses totaling 9.5 yards.
• At Kansas City (1/2), named AFC Defensive Player of the Week and totaled a career-high three sacks for losses totaling 21 yards. Added seven tackles.

2009 (15/15 - Cleveland): Started 15 games at outside linebacker and collected a career-high 68 tackles, while leading the team with 6.5 sacks. Ranked third on the team in tackles. Was inactive due to illness, missing first career game at Pittsburgh (10/18).
• At Baltimore (9/27), totaled five tackles and recorded a sack.
• Against Cincinnati (10/4), notched seven tackles and a sack.
• At Buffalo (10/11), set a career high with 11 tackles and posted a sack for the third straight game.
• At Cincinnati (11/29), posted four tackles, a forced fumble and one sack for a nine-yard loss.

2008 (16/16 - Cleveland): Started all 16 games for second straight season and totaled 66 tackles, four sacks, two passes defensed and one interception.
• At Cincinnati (9/28), totaled three solo tackles, one sack and one forced fumble that led to a touchdown.
• At Washington (10/19), ranked second on the team with 10 tackles and had one pass defensed.
• At Jacksonville (10/26), totaled six tackles. Helped limit Jaguar running backs to just 53 yards (2.7 avg.) on the ground.
• At Buffalo (11/17), totaled five tackles and recorded first career interception, picking off a first quarter pass on a deflection. Part of a defense that forced four turnovers.
• Against Houston (11/23), had four tackles, including one tackle for loss. Posted a sack for four-yard loss.
• At Philadelphia (12/15), posted three tackles and had one sack for loss of six yards.

2007 (16/16 - Cleveland): Started all 16 games and led team with five sacks and 20 quarterback hurries. Recorded 51 tackles, one pass defensed and four forced fumbles.
• At Oakland (9/23), had five solo tackles and recorded two sacks for losses totaling 16 yards, while also forcing a fumble.
• Against Baltimore (9/30), posted two tackles and was credited with three quarterback hurries.
• Against Miami (10/14), posted four solo tackles and a sack for a six-yard loss.
• At Baltimore (11/18), totaled one tackle and recorded a sack for nine-yard loss, forcing a fumble that led to a Browns field goal.
• At N.Y. Jets (12/9), had four tackles and posted a sack for a three-yard loss, forcing a fumble.

2006 (16/15 - Cleveland): Played in all 16 games as a rookie, making 15 starts at outside linebacker and set a franchise record for rookies with 11 sacks for losses totaling 59.5 yards. Recorded a sack in nine different games and ranked sixth in the AFC and 11th in the NFL in sacks. His sack total ranked second among NFL rookies. Added 62 tackles, one forced fumble and three fumble recoveries.
• Against New Orleans (9/10), made his NFL debut and posted four tackles, including one tackle for loss.
• At Cincinnati (9/17), made first career start and totaled three tackles, including his first career sack for five-yard loss.
• At Oakland (10/1), totaled three tackles, including one for loss. Recorded two sacks for losses totaling 13 yards, marking first career multiple-sack game.
• Against N.Y. Jets (10/29), led the team with seven tackles and recorded a forced fumble that led to a Browns field goal.
• At San Diego (11/5), had two tackles and posted 1.5 sacks for losses totaling 12.5 yards.
• Against Tampa Bay (12/24), had eight tackles and posted two sacks for losses totaling six yards. Forced a fumble that was returned 40 yards for a touchdown.

COLLEGE:
• Played 49 career games at Florida State and posted 108 tackles (67 solo), 12 sacks for 85 yards, 23.5 tackles for loss, 31 quarterback pressures, three fumble recoveries, one forced fumble and eight passes defensed.
• As a senior in 2005, took over the right defensive end duties and was named All-Atlantic Coast Conference second team. Started the first nine games of the season at right defensive end and totaled 26 tackles (11 solo), 7.5 sacks for losses of 56 yards, 11 tackles for a loss, 17 quarterback hurries and four passes defensed. Missed two games due to a left knee sprain.
• As a junior, played in every game in 2004, starting two games at right defensive end and finishing with 27 tackles (13 solo), two sacks for 13 yards in losses, 5.5 tackles for loss and one pass defensed. Part of a defensive unit that allowed only 83.1 yards per game and 2.4 yards per carry on the ground during the season.
• As a sophomore in 2003, played in every game, including one start at right defensive end and recorded a career-high 38 tackles (30 solo) with 2.5 sacks for losses totaling 16 yards, seven tackles for loss, seven quarterback hurries, two passes defensed, one forced fumble and one fumble recovery.
• One of eight true freshmen to letter for the Seminoles in 2002, playing in every game as a reserve defensive end. Recorded 17 tackles (13 solo), two recovered fumbles and one pass defensed.
• Majored in social work at Florida State.

PERSONAL:
• Married to Monicha with two daughters, Meghan and Maliah.
• Attended Northwest (Wichita, Kan.) High School and graduated a semester early and enrolled at Florida State in the spring of 2002.
• Competed as a linebacker, quarterback, receiver and punter in high school.
• Earned Parade Magazine All-American honors during senior season. Also garnered SuperPrep All-American honors and was ranked the No. 5 prospect in Kansas. Ranked No. 4 defensive end by Rivals.com.
• Had his high school jersey number retired.
• Born Kamerion Wimbley on Oct. 13, 1983 in Wichita, Kan.

KAMERION WIMBLEY'S GAME-BY-GAME

2006 Cleveland Browns

Date	Opp	W/L	P/S	Tot	Solo	Asst	Sk	- Yds	QBP	TFL	Int	- Yds	-TD	PD	FF	FR	- Yds	SpT
Sept 10	NO	L	p	4	3	1	0.0	0.0	NA	1	0	0	0	0	0	0	0	0
Sept 17	@ Cin	L	S	4	3	1	1.0	5.0	NA	1	0	0	0	0	0	0	0	0
Sept 24	Bal	L	S	3	0	3	0.0	0.0	NA	0	0	0	0	0	0	0	0	0
Oct 1	@ Oak	W	S	6	4	2	2.0	0.0	NA	1	0	0	0	0	0	0	0	0
Oct 8	@ Car	L	S	4	3	1	0.0	0.0	NA	1	0	0	0	0	0	0	0	0
Oct 22	Den	L	S	5	4	1	0.0	0.0	NA	1	0	0	0	0	0	0	0	0
Oct 29	NYJ	W	S	8	6	2	0.0	0.0	NA	1	0	0	0	0	1	0	0	0
Nov 5	@ SD	L	S	4	2	2	1.5	12.0	NA	0	0	0	0	0	0	0	0	0
Nov 12	@ Atl	W	S	3	3	0	1.0	3.0	NA	0	0	0	0	0	0	0	0	0
Nov 19	Pit	L	S	1	1	0	1.0	10.0	NA	0	0	0	0	0	0	0	0	0
Nov 26	Cin	L	S	6	3	3	0.0	0.0	NA	1	0	0	0	0	0	0	0	0
Dec 3	KC	W	S	4	2	2	1.0	4.0	NA	0	0	0	0	0	0	0	0	0
Dec 7	@ Pit	L	S	6	3	3	0.0	0.0	NA	0	0	0	0	0	0	1	0	0
Dec 17	@ Bal	L	S	9	7	2	0.5	3.5	NA	0	0	0	0	0	0	1	0	0
Dec 24	TB	L	S	8	6	2	2.0	6.0	NA	0	0	0	0	0	1	0	0	0
Dec 31	@ Hou	L	S	4	3	1	1.0	3.0	NA	1	0	0	0	0	0	0	0	0
Totals		**4-12**	**16/15**	**79**	**53**	**26**	**11.0**	**59.5**	**NA**	**8**	**0**	**0**	**0**	**0**	**1**	**3**	**0**	**0**

2007 Cleveland Browns

Date	Opp	W/L	P/S	Tot	Solo	Asst	Sk	- Yds	QBP	TFL	Int	- Yds	-TD	PD	FF	FR	- Yds	SpT
Sept 9	Pit	L	S	2	2	0	0.0	0.0	NA	0	0	0	0	0	0	0	0	0
Sept 16	Cin	W	S	3	3	0	0.0	0.0	NA	0	0	0	0	0	0	0	0	0
Sept 23	@ Oak	L	S	6	6	0	2.0	16.0	NA	0	0	0	0	0	1	0	0	0
Sept 30	Bal	W	S	4	2	2	0.0	0.0	NA	0	0	0	0	0	0	0	0	0
Oct 7	@ NE	L	S	5	3	2	0.0	0.0	NA	0	0	0	0	0	0	0	0	0
Oct 14	Mia	W	S	4	4	0	1.0	6.0	NA	0	0	0	0	0	0	0	0	0
Oct 28	@ Stl	W	S	5	2	3	0.0	0.0	NA	0	0	0	0	0	0	0	0	0
Nov 4	Sea	W	S	4	4	0	0.0	0.0	NA	0	0	0	0	0	0	0	0	0
Nov 11	@ Pit	L	S	2	1	1	0.0	0.0	NA	0	0	0	0	0	0	0	0	0
Nov 18	@ Bal	W	S	4	3	1	1.0	9.0	NA	0	0	0	0	0	1	0	0	0
Nov 25	Hou	W	S	5	2	3	0.0	0.0	NA	1	0	0	0	1	1	0	0	0
Dec 2	@ Ari	L	S	6	4	2	0.0	0.0	NA	0	0	0	0	0	0	0	0	0
Dec 9	@ NYJ	W	S	7	4	3	1.0	3.0	NA	0	0	0	0	0	1	0	0	0
Dec 16	Buf	W	S	8	4	4	0.0	0.0	NA	0	0	0	0	0	0	0	0	0
Dec 23	@ Cin	L	S	1	0	1	0.0	0.0	NA	0	0	0	0	0	0	0	0	0
Dec 30	SF	W	S	4	2	2	0.0	0.0	NA	1	0	0	0	0	0	0	0	0
Totals		**10-6**	**16/16**	**70**	**46**	**24**	**5.0**	**34.0**	**NA**	**2**	**0**	**0**	**0**	**1**	**4**	**0**	**0**	**0**

2008 Cleveland Browns

Date	Opp	W/L	P/S	Tot	Solo	Asst	Sk	- Yds	QBP	TFL	Int	- Yds	-TD	PD	FF	FR	- Yds	SpT
Sept 7	Dal	L	S	3	3	0	0.0	0.0	NA	0	0	0	0	0	0	0	0	0
Sept 14	Pit	L	S	3	1	2	0.0	0.0	NA	0	0	0	0	0	0	0	0	0
Sept 21	@ Bal	L	S	3	2	1	0.0	0.0	NA	0	0	0	0	0	0	0	0	0
Sept 28	@ Cin	W	S	6	4	2	1.0	2.0	NA	0	0	0	0	0	1	0	0	0
Oct 13	NYG	W	S	5	0	5	0.0	0.0	NA	0	0	0	0	0	0	0	0	0
Oct 19	@ Was	L	S	10	8	2	0.0	0.0	NA	0	0	0	0	1	0	0	0	0
Oct 26	@ Jax	W	S	6	5	1	0.0	0.0	NA	0	0	0	0	0	0	0	0	0
Nov 2	Bal	L	S	3	3	0	0.0	0.0	NA	0	0	0	0	0	0	0	0	0
Nov 6	Den	L	S	5	5	0	1.0	6.0	NA	0	0	0	0	0	0	0	0	0
Nov 17	@ Buf	W	S	8	6	2	0.0	0.0	NA	0	1	2	0	1	0	0	0	0
Nov 23	Hou	L	S	5	4	1	1.0	4.0	NA	1	0	0	0	0	0	0	0	0
Nov 30	Ind	L	S	5	3	2	0.0	0.0	NA	0	0	0	0	0	0	0	0	0
Dec 7	@ Ten	L	S	4	2	2	0.0	0.0	NA	0	0	0	0	0	0	0	0	0
Dec 15	@ Phi	L	S	6	4	2	1.0	6.0	NA	0	0	0	0	0	0	0	0	0
Dec 21	Cin	L	S	6	5	1	0.0	0.0	NA	0	0	0	0	0	0	0	0	0
Dec 28	@ Pit	L	S	8	6	2	0.0	0.0	NA	1	0	0	0	0	0	0	0	0
Totals		**4-12**	**16/16**	**86**	**61**	**25**	**4.0**	**18.0**	**NA**	**2**	**1**	**2**	**0**	**2**	**1**	**0**	**0**	**0**

2009 Cleveland Browns

Date	Opp	W/L	P/S	Tot	Solo	Asst	Sk	- Yds	QBP	TFL	Int	- Yds	-TD	PD	FF	FR	- Yds	SpT
Sept 13	Min	L	S	3	3	0	0.0	0.0	NA	0	0	0	0	0	0	0	0	0
Sept 20	@ Den	L	S	5	4	1	0.0	0.0	NA	0	0	0	0	0	0	0	0	0
Sept 27	@ Bal	L	S	6	6	0	1.0	9.0	NA	0	0	0	0	0	0	0	0	0
Oct 4	Cin	L	S	8	6	2	1.0	6.0	NA	0	0	0	0	0	0	0	0	0
Oct 11	@ Buf	W	S	12	6	6	1.0	8.0	NA	1	0	0	0	0	0	0	0	0
Oct 18	@ Pit	L	IA															
Oct 25	GB	L	S	4	2	2	0.0	0.0	NA	0	0	0	0	0	0	0	0	0
Nov 1	@ Chi	L	S	4	4	0	1.0	11.0	NA	0	0	0	0	1	0	0	0	0
Nov 16	Bal	L	S	5	4	1	0.0	0.0	NA	0	0	0	0	0	0	0	0	0
Nov 22	@ Det	L	S	4	3	1	0.0	0.0	NA	0	0	0	0	0	0	0	0	0
Nov 29	@ Cin	L	S	5	4	1	1.0	9.0	NA	0	0	0	0	0	0	0	0	0
Dec 6	SD	L	S	6	2	4	0.5	4.0	NA	0	0	0	0	0	1	0	0	0
Dec 10	Pit	W	S	4	2	2	0.0	0.0	NA	0	0	0	0	0	0	0	0	0
Dec 20	@ KC	W	S	4	3	1	0.0	0.0	NA	0	0	0	0	0	0	0	0	0
Dec 27	Oak	W	S	2	2	0	0.0	0.0	NA	0	0	0	0	0	0	0	0	0
Jan 3	Jax	W	S	2	1	1	0.0	0.0	NA	1	0	0	0	0	0	0	0	0
Totals		**5-11**	**15/15**	**74**	**52**	**22**	**6.5**	**54.0**	**NA**	**2**	**0**	**0**	**0**	**1**	**1**	**0**	**0**	**0**

2010 Oakland Raiders

Date	Opp	W/L	P/S	Tot	Solo	Asst	Sk	- Yds	QBP	TFL	Int	- Yds	-TD	PD	FF	FR	- Yds	SpT
Sept 12	@ Ten	L	S	5	4	1	1.0	10.0	NA	0	0	0	0	0	1	0	0	0
Sept 19	StL	W	S	5	4	1	1.0	8.0	NA	1	0	0	0	0	0	0	0	0
Sept 26	@ Ari	L	S	0	0	0	0.0	0.0	NA	0	0	0	0	0	0	0	0	0
Oct 3	Hou	L	S	2	2	0	0.0	0.0	NA	0	0	0	0	0	0	0	0	0
Oct 10	SD	W	S	8	5	3	0.0	0.0	NA	0	0	0	0	0	0	0	0	0
Oct 17	@ SF	L	S	3	3	0	0.0	0.0	NA	0	0	0	0	0	0	0	0	0
Oct 24	@ Den	W	S	2	2	0	1.0	6.0	NA	0	0	0	0	0	0	0	0	0
Oct 31	Sea	W	S	4	3	1	1.5	9.5	NA	0	0	0	0	0	0	0	0	0
Nov 7	KC	W	S	4	3	1	0.0	0.0	NA	0	0	0	0	0	1	0	0	0
Nov 21	@ Pit	L	S	4	3	1	0.0	0.0	NA	1	0	0	0	0	0	0	0	0
Nov 28	Mia	L	S	2	2	0	0.0	0.0	NA	0	0	0	0	0	0	0	0	0
Dec 5	@ SD	W	S	4	4	0	1.0	1.0	NA	0	0	0	0	0	0	0	0	0
Dec 12	@ Jax	L	S	6	5	1	0.5	4.0	NA	0	0	0	0	0	0	0	0	0
Dec 19	Den	W	S	1	1	0	0.0	0.0	NA	1	0	0	0	0	0	0	0	0
Dec 26	Ind	L	S	1	1	0	0.0	0.0	NA	0	0	0	0	0	0	0	0	0
Jan 2	@ KC	W	S	7	4	3	3.0	21.0	NA	0	0	0	0	0	0	0	0	0
Totals		**8-8**	**16/16**	**58**	**46**	**12**	**9.0**	**59.5**	**NA**	**3**	**0**	**0**	**0**	**1**	**1**	**0**	**0**	**0**

2011 Oakland Raiders

Date	Opp	W/L	P/S	Tot	Solo	Asst	Sk	- Yds	QBP	TFL	Int	- Yds	-TD	PD	FF	FR	- Yds	SpT
Sept 12	@ Den	W	S	3	3	0	0.0	0.0	NA	1	0	0	0	0	0	0	0	0
Sept 18	@ Buf	L	S	3	2	1	0.0	0.0	NA	1	0	0	0	0	0	0	0	0
Sept 25	NYJ	W	S	3	3	0	1.0	9.0	NA	1	0	0	0	1	0	0	0	0
Oct 2	NE	L	S	3	1	2	0.0	0.0	NA	0	0	0	0	0	0	0	0	0
Oct 9	Hou	W	S	5	4	1	0.0	0.0	NA	0	0	0	0	0	0	0	0	0
Oct 16	Cle	W	S	3	3	0	0.0	0.0	NA	1	0	0	0	0	0	0	0	0
Oct 23	KC	L	S	4	3	1	0.0	0.0	NA	2	0	0	0	0	0	0	0	0
Nov 6	Den	L	S	6	6	0	1.0	11.0	NA	0	0	0	0	0	0	0	0	0
Nov 10	@ SD	W	S	7	7	0	4.0	27.0	NA	0	0	0	0	1	0	0	0	0
Nov 20	@ Min	W	S	4	2	2	0.0	0.0	NA	1	0	0	0	0	0	0	0	0
Nov 27	Chi	W	S	4	4	0	1.0	7.0	NA	0	1	73	0	1	0	0	0	0
Dec 4	@ Mia	L	S	3	3	0	0.0	0.0	NA	1	0	0	0	0	0	0	0	0
Dec 11	@ GB	L	S	3	2	1	0.0	0.0	NA	0	0	0	0	0	0	0	0	0
Dec 18	Det	L	S	2	2	0	0.0	0.0	NA	0	0	0	0	0	0	0	0	0
Dec 24	@ KC	W	S	5	4	1	0.0	0.0	NA	0	0	0	0	0	0	0	0	0
Jan 1	SD	L	S	5	3	2	0.0	0.0	NA	0	0	0	0	0	0	0	0	0
Totals		**8-8**	**16/16**	**63**	**52**	**11**	**7.0**	**54.0**	**NA**	**8**	**1**	**73**	**0**	**3**	**0**	**0**	**0**	**0**

2012 Tennessee Titans

Date	Opp	W/L	P/S	Tot	Solo	Asst	Sk	- Yds	QBP	TFL	Int	- Yds	-TD	PD	FF	FR	- Yds	SpT
Sept 9	NE	L	S	4	3	1	1.0	8.0	0	0	0	0	0	0	0	0	0	0
Sept 16	@ SD	L	S	1	1	0	0.0	0.0	2	0	0	0	0	0	0	0	0	0
Sept 23	Det	W	S	3	1	2	0.0	0.0	0	0	0	0	0	0	0	0	0	0
Sept 30	@ Hou	L	S	0	0	0	0.0	0.0	1	0	0	0	0	0	0	0	0	0
Oct 7	@ Min	L	S	1	0	1	0.0	0.0	0	1	0	0	0	0	0	0	0	0
Oct 11	Pit	W	S	3	1	2	0.0	0.0	1	0	0	0	0	0	0	0	0	0
Oct 21	@ Buf	W	S	3	1	2	1.0	9.0	1	1	0	0	0	0	1	0	0	0
Oct 28	Ind	L	S	2	2	0	0.5	2.0	0	0	0	0	0	0	0	0	0	0
Nov 4	Chi	L	S	2	1	1	1.0	9.0	1	0	0	0	0	0	0	0	0	0
Nov 11	@ Mia	W	S	1	0	1	0.0	0.0	0	0	0	0	0	0	0	0	0	0
Nov 25	@ Jax	L	S	2	1	1	1.5	6.5	1	0	0	0	0	0	0	0	0	0
Dec 2	Hou	L	S	3	0	3	0.0	0.0	0	0	0	0	0	0	0	0	0	0
Dec 9	@ Ind	L	S	0	0	0	0.0	0.0	0	0	0	0	0	0	0	0	0	0
Dec 17	NYJ	W	S	5	4	1	0.0	0.0	0	0	0	0	0	0	0	0	0	0
Dec 23	@ GB	L	S	7	2	5	0.0	0.0	2	0	0	0	0	0	0	0	0	0
Dec 30	Jax	W	S	1	1	0	1.0	7.5	0	0	0	0	0	0	0	0	0	0
Totals		**6-10**	**16/16**	**38**	**18**	**20**	**6.0**	**42.0**	**9**	**2**	**0**	**0**	**0**	**0**	**1**	**0**	**0**	**0**

2013 Tennessee Titans

Date	Opp	W/L	P/S	Tot	Solo	Asst	Sk	- Yds	QBP	TFL	Int	- Yds	-TD	PD	FF	FR	- Yds	SpT
Sept 8	@ Pit	W	p	2	0	2	0.0	0.0	0	0	0	0	0	0	0	0	0	0
Sept 15	@ Hou	L	p	2	1	1	1.0	11.0	0	0	0	0	0	0	0	0	0	0
Sept 22	SD	W	p	0	0	0	0.0	0.0	0	0	0	0	0	0	0	0	0	0
Sept 29	NYJ	W	p	3	1	2	0.0	0.0	0	0	0	0	0	0	0	0	0	0
Oct 6	KC	L	p	0	0	0	0.0	0.0	1	0	0	0	0	0	1	0	0	0
Oct 13	@ Sea	L	S	3	2	1	0.0	0.0	1	0	0	0	0	0	0	0	0	2
Oct 20	SF	L	p	2	2	0	0.0	0.0	0	0	0	0	0	0	0	0	0	0
Nov 3	@ StL	W	p	1	1	0	0.0	0.0	1	0	0	0	0	0	0	0	0	0
Nov 10	Jax	L	p	1	0	1	0.0	0.0	0	0	0	0	0	0	0	0	0	0
Nov 14	Ind	L	p	0	0	0	0.0	0.0	0	0	0	0	0	0	0	0	0	0
Nov 24	@ Oak	W	p	1	0	1	0.0	0.0	0	0	0	0	0	0	0	0	0	0
Dec 1	@ Ind	L	p	1	1	0	1.0	10.0	0	0	0	0	0	0	0	0	0	0
Dec 8	@ Den	L	p	3	0	3	0.0	0.0	0	0	0	0	0	0	0	0	0	0
Dec 15	Ari	L	p	1	1	0	0.0	0.0	0	0	0	0	0	0	0	0	0	0
Dec 22	@ Jax	W	p	2	2	0	1.0	4.0	0	1	0	0	0	1	0	0	0	0
Dec 29	Hou	W	p	2	1	1	0.0	0.0	0	0	0	0	0	0	0	0	0	0
Totals		**7-9**	**16/1**	**24**	**12**	**12**	**3.0**	**25.0**	**3**	**1**	**0**	**0**	**0**	**2**	**0**	**0**	**0**	**2**

KAMERION WIMBLEY'S NFL STATISTICS

REGULAR SEASON				TACKLES							INTERCEPTIONS					FUMBLES			
Year	Team	GP	GS	Tot	Solo	Asst	Sk	Yds	QBP	TFL	No	Yds	Lg	TD	PD	FF	FR	Yds	SpT
2006	Cleveland	16	15	79	53	26	11.0	59.5	NA	8	0	0	-	0	0	1	3	0	0
2007	Cleveland	16	16	70	46	24	5.0	34.0	NA	2	0	0	-	0	1	4	0	0	0
2008	Cleveland	16	16	86	61	25	4.0	18.0	NA	2	1	2	2	0	2	1	0	0	0
2009	Cleveland	15	15	74	52	22	6.5	54.0	NA	2	0	0	-	0	1	1	0	0	0
2010	Oakland	16	16	58	46	12	9.0	59.5	NA	3	0	0	-	0	1	1	0	0	0
2011	Oakland	16	16	63	52	11	7.0	54.0	NA	8	1	73	73	0	3	0	0	0	0
2012	Tennessee	16	16	38	18	20	6.0	42.0	9	2	0	0	0	0	0	1	0	0	0
2013	Tennessee	16	1	24	12	12	3.0	25.0	3	1	0	0	0	0	2	0	0	0	2
NFL Totals		**127**	**111**	**492**	**340**	**152**	**51.5**	**346.0**	**12**	**28**	**2**	**75**	**73**	**0**	**10**	**9**	**3**	**0**	**2**

Single-Game Highs

Tackles - 12 at Buffalo (10/11/09)
Sacks - 4.0 at San Diego (11/10/11)
Interceptions - 1 (Twice, last vs. Chicago 11/27/11)
Forced Fumbles - 1 (Nine times, last at Buffalo 10/21/12)
Fumble Recoveries - 1 (Three times, last at Baltimore 12/17/06)
Passes Defensed - 1 (Eight times, last vs. Chicago 11/27/11)
Special Teams Tackles - 2 at Seattle (10/13/13)

96



Al Woods

DEFENSIVE LINEMAN • 6'4" • 307 lbs • COLLEGE: LOUISIANA STATE
ACQUIRED: UNRESTRICTED FREE AGENT - 2014 (PIT)
NFL EXP. (NFL/TITANS): 5/1 • HOMETOWN: ELTON, LA.
GAMES PLAYED/GAMES STARTED: 39/2 (PLAYOFFS: 0/0)

PRO: The Titans targeted unrestricted free agent defensive end Al Woods early in the 2014 offseason to help fulfill the team's commitment to get larger on the defensive front. The 6-foot-4-inch, 307-pounder has the ability to play all three spots on the defensive line, which adds to his value. Woods entered the NFL as a fourth-round selection by the New Orleans Saints. He has also spent time with the Tampa Bay Buccaneers, Seattle Seahawks and most recently the Pittsburgh Steelers, where he appeared in 28 games from 2012-2013.

CAREER HIGHLIGHTS:
• In 2013, Woods saw action in all 16 games for the first time in his career and notched 20 tackles, two sacks and a pass defensed with the Steelers.

TITANS TIDBITS:
• Woods likes to fish and hunt deer and owns a farm with about 300 head of cattle and 90 horses in Elton, La.

CAREER TRANSACTIONS:
• The Jennings, La., native was originally selected by the New Orleans Saints in the fourth round (123rd overall) of the 2010 NFL Draft.
• Released by the Saints on Sept. 4, 2010.
• Signed by the Pittsburgh Steelers to their practice squad on Sept. 8, 2010.
• Signed by the Tampa Bay Buccaneers to their active roster from the Steelers' practice squad on Nov. 3, 2010.
• Released by the Buccaneers on Sept. 3, 2011.
• Claimed by the Seattle Seahawks off waivers on Sept. 4, 2011.
• Released by the Seahawks on Nov. 8, 2011.
• Claimed by the Steelers off waivers on Nov. 9, 2011.
• Signed by the Titans as an unrestricted free agent on March 13, 2014.

SEASON RECAPS:
2013 (16/2 - Pittsburgh): Saw action on the defensive line and on special teams in all 16 games, making two starts. Posted 20 tackles, two sacks and a pass defensed.
• At Cleveland (11/24), recorded the first two sacks of his career. Dropped Brandon Weeden for no loss late in the second quarter. Also sacked Weeden for a six-yard loss late in the fourth quarter.
• At Baltimore (11/28), made his first career start.
• Against Cincinnati (12/15), totaled a career-high five tackles.

2012 (12/0 - Pittsburgh): Saw action on the defensive line and on special teams in each of the first 12 games and collected two tackles. Was inactive for the final four contests.
• Against Philadelphia (10/7), recorded his first tackle of the season and first as a Steeler.

2011 (2/0 - Seattle; 0/0, 0/0 - Pittsburgh): Saw action in two games with the Seattle Seahawks and recorded two tackles. Was inactive for six games with Seattle. Was released by the Seahawks on Nov. 8, 2011. Signed to the Pittsburgh Steelers' active roster on Nov. 9, 2011 and was inactive for the remainder of the season and for the team's lone postseason contest.

2010 (9/0 - Tampa Bay): Saw action in nine games and totaled 17 tackles and a half sack. Spent the first seven weeks of the season on the Pittsburgh Steelers' practice squad after being released by the New Orleans Saints on Sept. 4, 2010.

COLLEGE:
• Appeared in 41 games with 15 starts at Louisiana State and posted 73 tackles, 3.5 sacks and eight tackles for loss.
• As a senior (2009), started all 13 games recording 33 tackles and one sack. Also blocked a field goal that was returned for a touchdown.
• As a junior (2008), played in 10 contests with two starts totaling 11 tackles.
• Was a key contributor as a sophomore on LSU's National Championship squad, appearing in 12 games with one start and recording 22 tackles and two sacks.
• As a freshman (2006), appeared in six games, including the Sugar Bowl, and was credited with seven tackles and a sack.
• Majored in general studies with concentrations in African-American studies, communications studies and sports studies at Louisiana State.

PERSONAL:
• Attended Elton High School (Elton, La.) and received first-team All-State and All-District honors during his final two seasons.
• Posted 100 tackles as a senior and junior. Also played on the offensive line as a senior.
• Born Al Joseph Woods on March 25, 1987 in Jennings, La.

AL WOODS' NFL STATISTICS

REGULAR SEASON				TACKLES							INTERCEPTIONS					FUMBLES			
Year	Team	GP	GS	Tot	Solo	Asst	Sk	Yds	QBP	TFL	No	Yds	Lg	TD	PD	FF	FR	Yds	SpT
2010	Tampa Bay	9	0	17	12	5	0.5	2.5	NA	NA	0	0	0	0	0	0	0	0	0
2011	SEA/PIT	2	0	2	1	1	0.0	0.0	NA	NA	0	0	0	0	0	0	0	0	0
2012	Pittsburgh	12	0	2	1	1	0.0	0.0	NA	NA	0	0	0	0	0	0	0	0	0
2013	Pittsburgh	16	2	20	15	5	2.0	6.0	NA	NA	0	0	0	0	1	0	0	0	0
NFL Totals		**39**	**2**	**41**	**29**	**12**	**2.5**	**8.5**	**NA**	**NA**	**0**	**0**	**0**	**0**	**1**	**0**	**0**	**0**	**0**

REGULAR SEASON				TACKLES							INTERCEPTIONS					FUMBLES			
Year	Team	GP	GS	Tot	Solo	Asst	Sk	Yds	QBP	TFL	No	Yds	Lg	TD	PD	FF	FR	Yds	SpT
2011	Pittsburgh	0	0	0	0	0	0.0	0.0	NA	NA	0	0	0	0	0	0	0	0	0
NFL Totals		**0**	**0**	**0**	**0**	**0**	**0.0**	**0.0**	**NA**	**NA**	**0**	**0**	**0**	**0**	**0**	**0**	**0**	**0**	**0**

Single-Game Highs

Tackles - 5 vs. Cincinnati (12/15/13)
Sacks - 2 at Cleveland (11/24/13)
Passes Defensed - 1 vs. Cleveland (12/29/13)

59

Wesley Woodyard

LINEBACKER • 6'0" • 233 lbs • COLLEGE: KENTUCKY
ACQUIRED: UNRESTRICTED FREE AGENT (DEN) - 2014
NFL EXP. (NFL/TITANS): 7/1 • HOMETOWN: LaGRANGE, GA.
GAMES PLAYED/GAMES STARTED: 87/40 (PLAYOFFS: 6/1)

PRO: The Titans signed Wesley Woodyard during the 2014 unrestricted free agency period, adding veteran leadership to the linebacking corps. Following his career at the University of Kentucky, the 6-foot, 233-pounder went undrafted and signed a free agent contract with the Denver Broncos. Woodyard spent six seasons in Denver and appeared 87 career regular season games, totaling 396 tackles, eight sacks, five interceptions, six forced fumbles and one fumble recovery. He was also a five-time team captain during his tenure with the Broncos.

CAREER HIGHLIGHTS:
• Represented the only player in the NFL in 2012 — and just the 12th player in the last 30 years — to record at least 100 tackles, five sacks and three interceptions in a single season. Posted career highs in starts (14), tackles (114), sacks (5.5), interceptions (3), passes defensed (6) and fumble recoveries (1).
• In 2011, started seven games for the Broncos and finished second on the club with 87 tackles to go along with two passes defensed and two forced fumbles.
• In 2008, was the only Bronco to rank among the top eight on the team in both defensive tackles (54 - 8th) and special-teams stops (11 - T1st) while seeing time in all 16 games with six starts as a rookie.

TITANS TIDBITS:
• Woodyard joined Hall of Fame running back Floyd Little as the only players in Broncos franchise history to serve as a captain in each of their first five years with the club. In 2004, Woodyard also became the first-ever Kentucky freshman to serve as a team captain.
• Woodyard is the co-founder of The 16Ways Foundation which recognizes an emotional need for at-risk youth. The Foundation works on a national level to develop and implement workshops, seminars, camps, and other activities. These events are designed to build self-esteem, promote responsibility for one's own actions and overcoming obstacles, and demonstrate the importance of academics, knowledge of career options, professional development, community involvement, and mental and physical fitness among youth of all socio-economic backgrounds. The Foundation's primary focus is to work with at-risk youth between the ages of 8 and 18 and a secondary focus on adults in employment transition.
• Woodyard was a three-time nominee for the Walter Payton NFL Man of the Year while with the Broncos in 2010-11 and 2013.

CAREER TRANSACTIONS:
• The LaGrange, Ga., native was originally signed by the Denver Broncos as a rookie free agent on April 28, 2008.
• Signed by the Titans as an unrestricted free agent on March 14, 2014.

SEASON RECAPS:
2013 (14/10, 3/0 – Denver): Was elected a defensive season captain, played 14 games with 10 starts. Earned his third career Broncos' Walter Payton NFL Man of the Year award. Ranked second on the team with 83 tackles and added 1.5 sacks, one interception, three tackles for a loss, eight quarterback hits, four pass breakups and one forced fumble. Played all three playoff contests, finishing with seven tackles.
• Against Baltimore (9/5), finished second on the club with 10 tackles, including half a sack, one tackle for a loss, two quarterback hits and one pass breakup.
• At N.Y. Giants (9/15), finished second with seven tackles and added a pass breakup and a quarterback hit.
• Against Oakland (9/23), tied for the team lead with eight tackles and added half a sack and a pair of quarterback hits.
• Against Philadelphia (9/29), recorded half a sack and finished third on the team with eight tackles.
• At New England (11/24), set a career high with 15 tackles and forced one fumble.
• At Kansas City (12/1), intercepted Alex Smith's pass in the end zone.

2012 (15/14, 1/1 – Denver): Appeared in 15 regular season games, starting a career-high 14 contests, and led the club with 114 tackles (70 solo), to go along with 5.5 sacks (47.5 yds.), three interceptions (40 yds.), six passes defensed, one forced fumble and one fumble recovery. Added three special teams stops. Became the only player in the NFL in 2012—and just the 12th player in the last 30 years—to record at least 100 tackles, five sacks and three interceptions in a single season. Named to *USA Today's* All-Joe Team and earned the Darrent Williams Good Guy Award from the Denver chapter of the Pro Football Writers of America.
• Against New Orleans (10/28), earned the AFC Defensive Player of the Week Award honors after setting or matching career highs in nearly every defensive category and becoming the first Bronco to post one sack, one interception and one forced fumble in the same game.
• At Cincinnati (11/4), finished with a career-high 14 tackles to lead all players.
• Against Cleveland (12/23), set a career high with 1.5 sacks.
• Against Baltimore (1/12), tied for second on the team with seven tackles in Denver's AFC Divisional Playoff Game.

2011 (15/7, 2/0 – Denver): Played in 15 games, starting a then career-high seven contests. Ranked second on the team with 87 tackles to go along with two passes defensed and two forced fumbles. Led the club with 10 special teams tackles for the second consecutive season and the third time in his four years with the team. Added one forced fumble on the kickoff coverage unit. Saw action in both of Denver's postseason games and collected one special teams stop.
• Against Cincinnati (9/18), matched a career-high with 13 tackles (10 solo) and added a pass defensed.
• Against Chicago (12/11), forced a Marion Barber fumble in Denver territory in overtime to prevent a game-winning score and set up Denver's offense for the go-ahead field goal.

2010 (11/3 – Denver): Was named a team captain for the third consecutive year. Played 11 games with three starts and totaled 23 tackles, including one sack for 10 yards, in addition to a team-leading 15 special teams stops. Tied for fifth in the NFL with 1.36 special teams tackles per game.
• Against San Diego (1/2), recorded his first career sack for 10 yards in the regular-season finale.

2009 (16/0 – Denver): Was named a team captain. Played as a reserve in all 16 games and posted 35 tackles, one interception, two pass breakups and one forced fumble. Tied for fourth on the team with nine special teams tackles.
• At Cincinnati (9/13), made his first career interception.
• Against Pittsburgh (11/9), placed second on the club with seven tackles.
• At Kansas City (12/6), had three special teams tackles.

2008 (16/6 – Denver): Entered the NFL with the Broncos as a college free agent on April 28. Played all 16 games with six starts as a rookie and ranked eighth on the team with 54 tackles while adding one pass breakup and one forced fumble. Tied for the team lead with 11 special-teams

tackles, including eight stops on kickoff coverage that tied for the club best. Was the only Broncos player to rank among the top eight on the team in both defensive tackles and special-teams stops. Tied for fourth in the league in unassisted tackles (36) according to press box totals during a stretch from Weeks 10-14 when he logged the first five starts of his NFL career. Also saw time at safety late in the year.
• At N.Y. Jets (11/30), registered a season-best 13 stops.

COLLEGE:
• Married to Veronica and the couple has a son, Greyson.
• Earned first-team All-Southeastern Conference honors during each of his final two seasons at the University of Kentucky, where he played 47 career games with 42 starts and led the Wildcats in tackles during each of his last three years.
• Concluded his collegiate career ranked eighth in Wildcats history with 395 tackles (259 solo) while adding 6.5 sacks (48 yds.), two interceptions, 12 pass breakups, seven forced fumbles and seven fumble recoveries.
• As a senior, led the SEC in tackles per game (10.6) and tied for 14th in the nation with 139 total stops.
• Posted 122 tackles as a junior that represented the second-highest total in the SEC and ranked 14th in the nation.
• Garnered honorable mention All-SEC accolades as a sophomore with 100 tackles (75 solo).
• Began his collegiate career as a strong safety before switching to linebacker midway through his freshman season. Earned freshman all-conference honors and became the first-ever Kentucky freshman to serve as a team captain.
• Earned a bachelor's degree in social work from Kentucky.

PERSONAL:
• Was named the Georgia Class AAA Defensive Player of the Year by the *Atlanta Journal-Constitution* after posting 125 tackles as a senior at LaGrange (Ga.) High School. Helped his team post a 51-3 combined record during his prep career and win two state championships.
• Named the Broncos' nominee for the Walter Payton NFL Man of the Year in 2010-11 and earned the Darrent Williams Good Guy Award from the Denver chapter of the Pro Football Writers of America in 2012.
• Born Wesley Woodyard, Jr. on July 21, 1986, in LaGrange, Ga.

WESLEY WOODYARD'S GAME-BY-GAME

2008 Denver Broncos

Date	Opp	W/L	P/S	Tot	Solo	Asst	Sk	- Yds	QBP	TFL	Int	- Yds	-TD	PD	FF	FR	- Yds	SpT
Sept 8	@ Oak	W	p	0	0	0	0.0	0.0	NA	NA	0	0	0	0	0	0	0	0
Sept 14	SD	W	p	0	0	0	0.0	0.0	NA	NA	0	0	0	0	0	0	0	0
Sept 21	NO	W	p	0	0	0	0.0	0.0	NA	NA	0	0	0	0	0	0	0	0
Sept 28	@ KC	L	p	0	0	0	0.0	0.0	NA	NA	0	0	0	0	0	0	0	0
Oct 5	TB	W	p	0	0	0	0.0	0.0	NA	NA	0	0	0	0	0	0	0	0
Oct 12	Jax	L	p	0	0	0	0.0	0.0	NA	NA	0	0	0	0	0	0	0	0
Oct 20	@ NE	L	p	0	0	0	0.0	0.0	NA	NA	0	0	0	0	0	0	0	0
Nov 2	Mia	L	p	0	0	0	0.0	0.0	NA	NA	0	0	0	0	0	0	0	0
Nov 6	@ Cle	W	S	10	9	1	0.0	0.0	NA	NA	0	0	0	0	0	0	0	0
Nov 16	@ Atl	W	S	11	8	3	0.0	0.0	NA	NA	0	0	0	0	0	0	0	0
Nov 23	Oak	L	S	8	7	1	0.0	0.0	NA	NA	0	0	0	0	0	0	0	0
Nov 30	@ NYJ	W	S	13	11	2	0.0	0.0	NA	NA	0	0	0	0	1	0	0	0
Dec 7	KC	W	S	8	8	0	0.0	0.0	NA	NA	0	0	0	1	0	0	0	0
Dec 14	@ Car	L	S	2	2	0	0.0	0.0	NA	NA	0	0	0	0	0	0	0	0
Dec 21	Buf	L	p	2	2	0	0.0	0.0	NA	NA	0	0	0	0	0	0	0	0
Dec 28	@ SD	L	p	0	0	0	0.0	0.0	NA	NA	0	0	0	0	0	0	0	0
Totals		**8-8**	**16/6**	**54**	**47**	**7**	**0.0**	**0.0**	**NA**	**NA**	**0**	**0**	**0**	**1**	**1**	**0**	**0**	**0**

2009 Denver Broncos

Date	Opp	W/L	P/S	Tot	Solo	Asst	Sk	- Yds	QBP	TFL	Int	- Yds	-TD	PD	FF	FR	- Yds	SpT
Sept 13	@ Cin	W	p	2	1	0	0.0	0.0	NA	NA	1	0	0	1	0	0	0	0
Sept 20	Cle	W	p	1	1	0	0.0	0.0	NA	NA	0	0	0	0	0	0	0	0
Sept 27	Oak	W	p	2	0	0	0.0	0.0	NA	NA	0	0	0	0	0	0	0	0
Oct 4	Dal	W	p	3	2	0	0.0	0.0	NA	NA	0	0	0	0	0	0	0	0
Oct 11	NE	W	p	5	3	0	0.0	0.0	NA	NA	0	0	0	0	1	0	0	0
Oct 19	@ SD	W	p	1	1	0	0.0	0.0	NA	NA	0	0	0	1	0	0	0	0
Nov 1	@ Bal	L	p	2	1	0	0.0	0.0	NA	NA	0	0	0	0	0	0	0	0
Nov 9	Pit	L	p	7	6	0	0.0	0.0	NA	NA	0	0	0	0	0	0	0	0
Nov 15	@ Was	L	p	3	3	0	0.0	0.0	NA	NA	0	0	0	0	0	0	0	0
Nov 22	SD	L	p	0	0	0	0.0	0.0	NA	NA	0	0	0	0	0	0	0	0
Nov 26	NYG	W	p	1	1	0	0.0	0.0	NA	NA	0	0	0	0	0	0	0	0
Dec 6	@ KC	W	p	1	1	0	0.0	0.0	NA	NA	0	0	0	0	0	0	0	0
Dec 13	@ Ind	L	p	3	1	0	0.0	0.0	NA	NA	0	0	0	0	0	0	0	0
Dec 20	Oak	L	p	2	2	0	0.0	0.0	NA	NA	0	0	0	0	0	0	0	0
Dec 27	@ Phi	L	p	0	0	0	0.0	0.0	NA	NA	0	0	0	0	0	0	0	0
Jan 3	KC	L	p	2	2	0	0.0	0.0	NA	NA	0	0	0	0	0	0	0	0
Totals		**8-8**	**16/0**	**35**	**25**	**10**	**0.0**	**0.0**	**NA**	**NA**	**1**	**0**	**0**	**2**	**1**	**0**	**0**	**0**

2010 Denver Broncos

Date	Opp	W/L	P/S	Tot	Solo	Asst	Sk	- Yds	QBP	TFL	Int	- Yds	-TD	PD	FF	FR	- Yds	SpT
Sept 12	@ Jax	L	p	0	0	0	0.0	0.0	NA	NA	0	0	0	0	0	0	0	0
Sept 19	Sea	W	IA															
Sept 26	Ind	L	S	0	0	0	0.0	0.0	NA	NA	0	0	0	0	0	0	0	0
Oct 3	@ Ten	W	IA															
Oct 10	@ Bal	L	S	0	0	0	0.0	0.0	NA	NA	0	0	0	0	0	0	0	0
Oct 17	NYJ	L	IA															
Oct 24	Oak	L	IA															
Oct 31	@ SF	L	IA															
Nov 14	KC	W	S	0	0	0	0.0	0.0	NA	NA	0	0	0	0	0	0	0	0
Nov 22	@ SD	L	p	6	4	2	0.0	0.0	NA	NA	0	0	0	0	0	0	0	0
Nov 28	StL	L	p	0	0	0	0.0	0.0	NA	NA	0	0	0	0	0	0	0	0
Dec 5	@ KC	L	p	1	1	0	0.0	0.0	NA	NA	0	0	0	0	0	0	0	0
Dec 12	@ Ari	L	p	1	1	0	0.0	0.0	NA	NA	0	0	0	0	0	0	0	0
Dec 19	@ Oak	L	p	1	1	0	0.0	0.0	NA	NA	0	0	0	0	0	0	0	0
Dec 26	Hou	W	S	9	8	1	0.0	0.0	NA	NA	0	0	0	0	0	0	0	0
Jan 2	SD	L	S	5	5	0	1.0	10.0	NA	NA	0	0	0	0	0	0	0	0
Totals		**4-12**	**11/3**	**23**	**20**	**3**	**1.0**	**10.0**	**NA**	**NA**	**0**	**0**	**0**	**0**	**0**	**0**	**0**	**0**

2011 Denver Broncos

Date	Opp	W/L	P/S	Tot	Solo	Asst	Sk	- Yds	QBP	TFL	Int	- Yds	-TD	PD	FF	FR	- Yds	SpT
Sept 12	Oak	L	S	6	5	1	0.0	0.0	NA	NA	0	0	0	0	0	0	0	0
Sept 18	Cin	W	S	13	10	3	0.0	0.0	NA	NA	0	0	0	1	0	0	0	0
Sept 25	@ Ten	L	S	9	6	3	0.0	0.0	NA	NA	0	0	0	0	0	0	0	0
Oct 2	@ GB	L	S	6	4	2	0.0	0.0	NA	NA	0	0	0	0	0	0	0	0
Oct 9	SD	L	p	7	6	1	0.0	0.0	NA	NA	0	0	0	0	0	0	0	0
Oct 23	@ Mia	W	S	4	3	1	0.0	0.0	NA	NA	0	0	0	0	0	0	0	0
Oct 30	Det	L	S	8	5	3	0.0	0.0	NA	NA	0	0	0	0	0	0	0	0
Nov 6	@ Oak	W	p	3	2	1	0.0	0.0	NA	NA	0	0	0	0	0	0	0	0
Nov 13	@ KC	W	IA															
Nov 17	NYJ	W	p	7	5	2	0.0	0.0	NA	NA	0	0	0	0	1	0	0	0
Nov 27	@ SD	W	p	7	3	4	0.0	0.0	NA	NA	0	0	0	0	0	0	0	0
Dec 4	@ Min	W	p	4	2	2	0.0	0.0	NA	NA	0	0	0	0	0	0	0	0
Dec 11	Chi	W	p	2	2	0	0.0	0.0	NA	NA	0	0	0	0	1	0	0	0
Dec 18	NE	L	S	8	5	3	0.0	0.0	NA	NA	0	0	0	0	0	0	0	0
Dec 24	@ Buf	L	p	3	2	1	0.0	0.0	NA	NA	0	0	0	1	0	0	0	0
Jan 1	KC	L	p	0	0	0	0.0	0.0	NA	NA	0	0	0	0	0	0	0	0
Totals		**8-8**	**15/7**	**87**	**60**	**27**	**0.0**	**0.0**	**NA**	**NA**	**0**	**0**	**0**	**2**	**2**	**0**	**0**	**0**
Playoffs																		
Jan 8	Pit	W	p	0	0	0	0.0	0.0	NA	NA	0	0	0	0	0	0	0	0
Jan 14	@ NE	L	p	0	0	0	0.0	0.0	NA	NA	0	0	0	0	0	0	0	0
Totals		**1-1**	**2/0**	**0**	**0**	**0**	**0.0**	**0.0**	**NA**	**NA**	**0**	**0**	**0**	**0**	**0**	**0**	**0**	**0**

WESLEY WOODYARD'S GAME-BY-GAME CONT.

2012 Denver Broncos

Date	Opp	W/L	P/S	Tot	Solo	Asst	Sk	- Yds	QBP	TFL	Int	- Yds	-TD	PD	FF	FR	- Yds	SpT
Sept 9	Pit	W	S	12	12	0	1.0	5.0	NA	NA	0	0	0	0	0	0	0	0
Sept 17	@ Atl	L	S	6	5	1	0.0	0.0	NA	NA	0	0	0	0	0	0	0	0
Sept 23	Hou	L	p	1	1	0	0.0	0.0	NA	NA	1	7	0	1	0	0	0	0
Sept 30	Oak	W	S	6	1	5	0.5	1.0	NA	NA	0	0	0	0	0	0	0	0
Oct 7	@ NE	L	S	11	5	6	0.5	10.0	NA	NA	0	0	0	0	0	0	0	0
Oct 15	@ SD	W	S	9	6	3	0.0	0.0	NA	NA	0	0	0	0	0	0	0	0
Oct 28	NO	W	S	13	9	4	1.0	12.0	NA	NA	1	8	0	2	1	0	0	0
Nov 4	@ Cin	W	S	14	4	10	0.0	0.0	NA	NA	0	0	0	0	0	0	0	0
Nov 11	@ Car	W	S	5	3	2	0.0	0.0	NA	NA	0	0	0	0	0	0	0	0
Nov 18	SD	W	S	8	5	3	0.0	0.0	NA	NA	1	25	0	1	0	1	0	0
Nov 25	@ KC	W	S	9	8	1	1.0	9.0	NA	NA	0	0	0	1	0	0	0	0
Dec 2	TB	W	S	3	0	3	0.0	0.0	NA	NA	0	0	0	0	0	0	0	0
Dec 6	@ Oak	W	IA															
Dec 16	Bal	W	S	5	4	1	0.0	0.0	NA	NA	0	0	0	0	0	0	0	0
Dec 23	Cle	W	S	8	4	4	1.5	10.5	NA	NA	0	0	0	0	0	0	0	0
Dec 30	KC	W	S	4	3	1	0.0	0.0	NA	NA	0	0	0	0	0	0	0	0
Totals		**13-3**	**15/14**	**114**	**70**	**44**	**5.5**	**47.5**	**NA**	**NA**	**3**	**40**	**0**	**6**	**1**	**1**	**0**	**0**
Playoffs																		
Jan 12	Bal	L	S	7	7	0	0.0	0.0	NA	NA	0	0	0	0	0	0	0	0
Totals		**0-1**	**1/1**	**7**	**7**	**0**	**0.0**	**0.0**	**NA**	**NA**	**0**	**0**	**0**	**0**	**0**	**0**	**0**	**0**

2013 Denver Broncos

Date	Opp	W/L	P/S	Tot	Solo	Asst	Sk	- Yds	QBP	TFL	Int	- Yds	-TD	PD	FF	FR	- Yds	SpT
Sept 5	Bal	W	S	10	5	5	0.5	4.0	NA	NA	0	0	0	1	0	0	0	0
Sept 1	@ NYG	W	S	7	4	3	0.0	0.0	NA	NA	0	0	0	1	0	0	0	0
Sept 23	Oak	W	S	8	4	4	0.5	5.5	NA	NA	0	0	0	0	0	0	0	0
Sept 29	Phi	W	S	8	4	4	0.5	1.5	NA	NA	0	0	0	0	0	0	0	0
Oct 6	@ Dal	W	S	2	2	0	0.0	0.0	NA	NA	0	0	0	0	0	0	0	0
Oct 13	Jax	W	IA															
Oct 20	@ Ind	L	IA															
Oct 27	Was	W	S	5	4	1	0.0	0.0	NA	NA	0	0	0	0	0	0	0	0
Nov 10	@ SD	W	S	11	5	6	0.0	0.0	NA	NA	0	0	0	0	0	0	0	0
Nov 17	KC	W	S	5	1	4	0.0	0.0	NA	NA	0	0	0	1	0	0	0	0
Nov 24	@ NE	L	S	15	7	8	0.0	0.0	NA	NA	0	0	0	0	0	0	0	0
Dec 1	@ KC	W	S	5	5	0	0.0	0.0	NA	NA	1	0	0	1	1	0	0	0
Dec 8	Ten	W	p	2	1	1	0.0	0.0	NA	NA	0	0	0	0	0	0	0	0
Dec 12	SD	L	p	3	3	0	0.0	0.0	NA	NA	0	0	0	0	0	0	0	0
Dec 22	@ Hou	W	p	1	1	0	0.0	0.0	NA	NA	0	0	0	0	0	0	0	0
Dec 29	@Oak	W	p	1	1	0	0.0	0.0	NA	NA	0	0	0	0	0	0	0	0
Totals		**13-3**	**14/10**	**83**	**47**	**36**	**1.5**	**11.0**	**NA**	**NA**	**1**	**0**	**0**	**4**	**1**	**0**	**0**	**0**
Playoffs																		
Jan 12	SD	W	p	2	1	1	0.0	0.0	NA	NA	0	0	0	0	0	0	0	0
Jan 19	NE	W	p	2	2	0	0.0	0.0	NA	NA	0	0	0	0	0	0	0	0
Feb 2	Sea	L	p	3	1	2	0.0	0.0	NA	NA	0	0	0	0	0	0	0	0
Totals		**2-1**	**3/0**	**7**	**4**	**3**	**0.0**	**0.0**	**NA**	**NA**	**0**	**0**	**0**	**0**	**0**	**0**	**0**	**0**

WESLEY WOODYARD'S NFL STATISTICS

REGULAR SEASON				TACKLES							INTERCEPTIONS					FUMBLES			
Year	Team	GP	GS	Tot	Solo	Asst	Sk	Yds	QBP	TFL	No	Yds	Lg	TD	PD	FF	FR	Yds	SpT
2008	Denver	16	6	54	47	7	0.0	0.0	NA	NA	0	0	-	0	1	1	0	0	11
2009	Denver	16	0	35	25	10	0.0	0.0	NA	NA	1	0	0	0	2	1	0	0	9
2010	Denver	11	3	23	20	3	1.0	10.0	NA	NA	0	0	-	0	0	0	0	0	15
2011	Denver	15	7	87	60	27	0.0	0.0	NA	NA	0	0	-	0	2	2	0	0	10
2012	Denver	15	14	114	70	44	5.5	47.5	NA	NA	3	40	25	0	6	1	1	12	3
2013	Denver	14	10	83	47	36	1.5	11	NA	NA	1	0	0	0	4	1	0	0	1
NFL Totals		**87**	**40**	**396**	**269**	**127**	**8.0**	**68.5**	**NA**	**NA**	**5**	**40**	**25**	**0**	**15**	**6**	**1**	**0**	**49**

PLAYOFFS				TACKLES							INTERCEPTIONS					FUMBLES			
Year	Team	GP	GS	Tot	Solo	Asst	Sk	Yds	QBP	TFL	No	Yds	Lg	TD	PD	FF	FR	Yds	SpT
2011	Denver	2	0	0	0	0	0.0	0.0	NA	NA	0	0	-	0	0	0	0	0	1
2012	Denver	1	1	7	7	0	0.0	0.0	NA	NA	0	0	-	0	0	0	0	0	0
2013	Denver	3	0	7	4	3	0.0	0.0	NA	NA	0	0	-	0	0	0	0	0	0
NFL Totals		**6**	**1**	**14**	**11**	**3**	**0.0**	**0.0**	**NA**	**NA**	**0**	**0**	**-**	**0**	**0**	**0**	**0**	**0**	**1**

Single-Game Highs

Tackles - 15 at New England (11/24/13)
Sacks - 1.5 vs. Cleveland (12/23/12)
Interceptions - 1 (Five times, last at Kansas City 12/1/13)
Forced Fumble - 1 (Six times, last at New England 11/24/13)
Fumble Recovery - 1 vs. San Diego (11/18/12)
Passes Defensed - 2 vs. New Orleans (10/28/12)
Special Teams Tackles - 3 (Twice, last vs. St. Louis 11/28/10)

Playoff Single-Game Highs

Tackles - 7 vs. Baltimore (1/12/13)
Special Teams Tackles - 1 at New England (12/14/12)

Additional Statistics

Special Teams Forced Fumbles - 1 (2011), 1 (2013)

36

KHALID WOOTEN

DEFENSIVE BACK • 5'11" • 212 lbs • COLLEGE: NEVADA
ACQUIRED: 6TH ROUND - 2013 • NFL EXP. (NFL/TITANS): 1/1
HOMETOWN: RIALTO, CALIF.
GAMES PLAYED/GAMES STARTED: 0/0 (PLAYOFFS: 0/0)

PRO: The Titans used their sixth-round pick in the 2013 NFL Draft on Nevada defensive back Khalid Wooten. The 5-foot-11-inch, 212-pounder excelled in man-to-man, press coverage at Nevada and collected 10 interceptions in his four-year stay. Respected for his work ethic and intelligence, Wooten also possesses tremendous athleticism. He will have a chance to contribute immediately on special teams and will add depth in the secondary. He spent the majority of his rookie season on the practice squad.

CAREER HIGHLIGHTS:
• As a senior at Nevada, Wooten tallied 53 tackles, two interceptions, a sack, two tackles for loss, a team-high 15 passes defensed and a forced fumble.
• As a junior, Wooten finished second on the team with four interceptions and fourth on the squad with 73 tackles.

TITANS TIDBITS:
• Wooten credits his father for helping him be the man he is today. Michael Wooten, a correctional officer in Rialto, Calif., raised Khalid as a single father.
• Wooten is fairly new to the cornerback position. A quarterback and safety in high school, he made the transition to corner his first season at Nevada and has never looked back.

CAREER TRANSACTIONS:
• The Rialto, Calif., native was selected by the Titans in the sixth round (202nd overall) of the 2013 NFL Draft.
• Released by the Titans on Aug. 31, 2013 and signed to the team's practice squad the next day.
• Signed by the Titans to the active roster from the practice squad on Dec. 18, 2013.

SEASON RECAPS:
2013 (0/0): Was inactive for the final two regular season contests. Spent the first 15 weeks of the season on the team's practice squad.
• At Jacksonville (12/22), was inactive.
• Against Houston (12/29), was inactive.

COLLEGE:
• In four seasons at Nevada, Wooten appeared in 51 games with 25 starts and collected 158 tackles, 10 interceptions, 29 passes defensed, five forced fumbles, a sack and four tackles for loss.
• As a senior (2012), started 12 games and registered 53 tackles, two interceptions, a sack, two tackles for loss, a team-high 15 passes defensed and a forced fumble. Named to Preseason All-Mountain West Third Team by College Football Madness and named to Preseason All-Mountain West Second Team by Phil Steele.
• As a junior (2011), started all 13 games and was second on the team with four interceptions. Finished fourth on the team with 73 tackles and also forced two fumbles and a tackle for loss. Recorded 251 yards on 11 kick returns.
• As a sophomore (2010), played all 14 games as a key member of the secondary and a strong performer on special teams. Was credited with 16 tackles, two interceptions and three passes defensed. Also forced a fumble against Idaho.
• As a redshirt freshman (2009), played 12 games with no starts and recorded 15 tackles, including a tackle for loss, two passes defensed and two interceptions on the year.
• As a freshman (2008), was redshirted in his first season.
• Graduated with a degree in community health sciences from Nevada.

PERSONAL:
• Single, splits time between Nashville and Rialto, Calif.
• Attended Carter (Rialto, Calif.) High School where he played safety and quarterback and was a four-year letterman.
• As a senior, rushed for more than 700 yards and seven touchdowns and threw for nearly 1,200 yards.
• Was Citrus Belt League MVP in 2007 and a two-time first-team All-League selection in 2006 and 2007. Was second-team All-League as a sophomore and Honorable Mention as a freshman.
• Guided team to city championship in 2006 and 2007.
• Also lettered in track and volleyball.
• Enjoys playing pool and bowling in his free time.
• List of favorites: (movie) "Bad Boys II"; (TV show) "Guy Code"; (actor) Denzel Washington; (music artists) Drake; (school subject) math; (car) Dodge Charger; (food) Fettuccine Alfredo; (sports hero) Deion Sanders; (video game) Call of Duty; (book) Harry Potter and (sports teams as a child) Los Angeles Lakers and Philadelphia Eagles.
• Follow Wooten on Twitter at @khalid_wooten2.
• Born Khalid Bilal Wooten on Feb. 19, 1990 in San Bernardino, Calif.

KHALID WOOTEN'S NFL STATISTICS

REGULAR SEASON				TACKLES							INTERCEPTIONS					FUMBLES			
Year	Team	GP	GS	Tot	Solo	Asst	Sk	Yds	QBP	TFL	No	Yds	Lg	TD	PD	FF	FR	Yds	SpT
2013	Tennessee	0	0	0	0	0	0.0	0.0	0	0	0	0	0	0	0	0	0	0	0
NFL Totals		**0**	**0**	**0**	**0**	**0**	**0.0**	**0.0**	**0**	**0**	**0**	**0**	**0**	**0**	**0**	**0**	**0**	**0**	**0**

25

Blidi Wreh-Wilson

CORNERBACK • 6'1" • 198 lbs • COLLEGE: CONNECTICUT
ACQUIRED: 3RD ROUND - 2013 • NFL EXP. (NFL/TITANS): 2/2
HOMETOWN: EDINBORO, PA.
GAMES PLAYED/GAMES STARTED: 13/0 (PLAYOFFS: 0/0)

PRO: A big, athletic cornerback with the ability to excel in press coverage, Blidi Wreh-Wilson (pronounced blee-dee ray WIL-son) was selected by the Titans from the University of Connecticut in the third round of the 2013 NFL Draft. As a rookie, played in 13 games on special teams and as a reserve cornerback. In his second campaign, he has an opportunity to compete for a starting role. The 6-foot-1-inch, 198-pounder offers an impressive combination of size, athleticism, intelligence and footwork. He was also a leader at UConn, earning a role as team captain as a senior and winning the team's Most Valuable Player Award.

CAREER HIGHLIGHTS:
• As a rookie in 2013, Wreh-Wilson played in 13 games in a reserve role and contributed nine tackles, one tackle for loss, one pass defensed and one forced fumble. On special teams, he added five tackles and one forced fumble.
• As a senior at Connecticut, Wreh-Wilson started 11 games and was named the team's Most Valuable Player after contributing 47 tackles and an interception.
• Wreh-Wilson posted collegiate career highs in starts (13), tackles (57) and interceptions (four) as a redshirt sophomore in 2010. He returned two of his interceptions for touchdowns.

TITANS TIDBITS:
• Wreh-Wilson did not play football until his senior year of high school. His focus was on soccer and basketball until he was convinced by friends and General McLane's head football coach to give football a try.
• Wreh-Wilson's parents are natives of Liberia. His father, D. Elliott Wreh-Wilson, came to the United States in 1980 to attend college. After he graduated from Boston College, he went back and got Blidi's mother, Lucinda, and his brother, Elliott Jr., and brought them to the U.S. in 1984. Blidi was born five years later, followed by his sister, Tsuwli Lucinda.
• The name Blidi is literally translated as "trouble," but he explains why his father, a philosophy professor at Edinboro University, named him that: "In Liberia there was a war, and that was the trouble. But when I came along, he named me that with the belief I could bring peace."
• During his redshirt freshman season at Connecticut, Wreh-Wilson was forced to cope with a shocking tragedy: his teammate and close friend, cornerback Jasper "Jazz" Howard, was stabbed to death. Howard's locker was next to Wreh-Wilson's and remained untouched for the remainder of the 2009 season. Wreh-Wilson replaced his friend in the starting lineup, and the season ended for the Huskies with four consecutive victories, including a Papajohns.com Bowl win.

CAREER TRANSACTIONS:
• The Edinboro, Pa., native was selected by the Titans in the third round (70th overall) of the 2013 NFL Draft.

SEASON RECAPS:
2013 (13/0): Played in 13 games as a reserve and collected nine tackles, including a stop for loss, a pass defensed and a forced fumble. Registered five special teams tackles and a forced fumble on coverage units. Was inactive for three games. Tied for the team lead in special teams tackles once (at DEN).
• At Pittsburgh (9/8), saw action as a reserve on special teams coverage units in his NFL debut.
• Against N.Y. Jets (9/29), posted his first special teams tackle.
• At Oakland (11/24), saw action as a reserve cornerback on the final two plays of the game and notched a tackle and a forced fumble. Sealed the victory by forcing a Rod Streater fumble on the final lateral play that was recovered by Jurrell Casey at the Raiders' 42-yard line. Posted a special teams tackle on coverage units.
• At Denver (12/8), tied for the team lead with two special teams tackles.
• Against Arizona (12/15), played as a reserve as the dime back and set a career-high with three tackles, including a stop for loss. Tackled Andre Ellington for a one-yard loss on a rush off right tackle in the second quarter.
• At Jacksonville (12/22), played as a reserve as the nickel back and accumulated two solo tackles.
• Against Houston (12/29), played as a reserve as the nickel back and tallied three tackles and a pass defensed. Broke up a deep pass intended for Andre Johnson along the left sideline in the third quarter.

COLLEGE:
• In four seasons at the University of Connecticut, Wreh-Wilson played in 46 games with 39 starts. He posted 181 total tackles, a half sack, three tackles for loss, eight interceptions, 27 passes defensed and a fumble recovery. He returned two of his interceptions for touchdowns.
• As a senior (2012), played in and started 11 games. Totaled 47 tackles, an interception and nine passes defensed. Honored as the team's Most Valuable Player and named second-team All-Big East.
• As a junior (2011), played in eight contests with seven starts and contributed 37 tackles, a half sack, two tackles for loss and two interceptions. Missed five games after suffering a knee injury in the Buffalo game (Sept. 24) and returned for the final three contests.
• As a sophomore (2010), started all 13 games (career high) for the Huskies at cornerback and had four interceptions, including two he returned for touchdowns. Added 57 tackles, a tackles for loss, five passes defensed and a 24-yard fumble return.
• As a redshirt freshman (2009), played in all 13 games with nine starts, including starts in the final seven games of the season. Posted 40 tackles, one interception and six passes defensed.
• Redshirted in 2008.
• Graduated in December 2012 with a double major in economics and agricultural resource economics.

PERSONAL:
• Single, splits time between Nashville and Edinboro, Pa.
• Attended General McLane (Edinboro, Pa.) High School, where he was an honorable mention All-State pick as a senior—his only season playing high school football. Also named All-District and All-Region in 2007. Named to the *Meadville Tribune's* Dream Team.
• As a senior running back for his high school team, averaged 11.2 yards on 37 carries (413 yards) with six touchdowns and added 18 receptions for 307 yards (17.1 avg.) and four touchdowns. As a cornerback, he registered 32 tackles with three interceptions and seven pass deflections. He also returned 14 kickoffs for 365 yards (26.1 avg.) with two scores and averaged 10.0 yards per punt return. He kicked three PATs and kicked off 15 times for 571 yards, with two of his kickoffs resulting in touchbacks.
• Also participated on the soccer, basketball and track teams in high school.
• On Twitter: @BlidiWrehWil5on
• On Instagram: @BlidiWrehWil5on
• List of favorites: (movie) "Bad Boys II"; (TV show) "SportsCenter"; (actress) Eva Mendes; (music artist) Kanye West; (school subject) physical education; (car) four-door Jeep Wrangler Unlimited; (video game) Halo 4; (food) sushi and Japanese food; (athlete as a child) Emmitt Smith; and (pro sports team as a child) Pittsburgh Steelers.
• Born Blidi Bertrand Wreh-Wilson on Dec. 5, 1989 in Malden, Mass.

BLIDI WREH-WILSON'S GAME-BY-GAME

2013 Tennessee Titans

Date	Opp	W/L	P/S	Tot	Solo	Asst	Sk	- Yds	QBP	TFL	Int	- Yds	-TD	PD	FF	FR	- Yds	SpT
Sept 8	@ Pit	W	p	0	0	0	0.0	0.0	0	0	0	0	0	0	0	0	0	0
Sept 15	@ Hou	L	p	0	0	0	0.0	0.0	0	0	0	0	0	0	0	0	0	0
Sept 22	SD	W	IA															
Sept 29	NYJ	W	p	0	0	0	0.0	0.0	0	0	0	0	0	0	0	0	0	1
Oct 6	KC	L	IA															
Oct 13	@ Sea	L	IA															
Oct 20	SF	L	p	0	0	0	0.0	0.0	0	0	0	0	0	0	0	0	0	0
Nov 3	@ StL	W	p	0	0	0	0.0	0.0	0	0	0	0	0	0	0	0	0	0
Nov 10	Jax	L	p	0	0	0	0.0	0.0	0	0	0	0	0	0	0	0	0	0
Nov 14	Ind	L	p	0	0	0	0.0	0.0	0	0	0	0	0	0	0	0	0	1
Nov 24	@ Oak	W	p	1	1	0	0.0	0.0	0	0	0	0	0	0	1	0	0	1
Dec 1	@ Ind	L	p	0	0	0	0.0	0.0	0	0	0	0	0	0	0	0	0	0
Dec 8	@ Den	L	p	0	0	0	0.0	0.0	0	0	0	0	0	0	0	0	0	2
Dec 15	Ari	L	p	3	2	1	0.0	0.0	0	1	0	0	0	0	0	0	0	0
Dec 22	@ Jax	W	p	2	2	0	0.0	0.0	0	0	0	0	0	0	0	0	0	0
Dec 29	Hou	W	p	3	1	2	0.0	0.0	0	0	0	0	0	0	1	0	0	0
Totals		**7-9**	**13/0**	**9**	**6**	**3**	**0.0**	**0.0**	**0**	**1**	**0**	**0**	**0**	**1**	**1**	**0**	**0**	**5**

BLIDI WREH-WILSON'S NFL STATISTICS

REGULAR SEASON				TACKLES							INTERCEPTIONS					FUMBLES			
Year	Team	GP	GS	Tot	Solo	Asst	Sk	Yds	QBP	TFL	No	Yds	Lg	TD	PD	FF	FR	Yds	SpT
2013	Tennessee	13	0	9	6	3	0.0	0.0	0	1	0	0	0	0	1	1	0	0	5
NFL Totals		**13**	**0**	**9**	**6**	**3**	**0.0**	**0.0**	**0**	**1**	**0**	**0**	**0**	**0**	**1**	**1**	**0**	**0**	**5**

Single-Game Highs

Tackles - 3 (Twice, last vs. Houston 12/29/13)
Forced Fumble - 1 at Oakland (10/24/13)
Passes Defensed - 1 vs. Houston (12/29/13)
Special Teams Tackles - 2 at Denver (12/8/13)

13

Kendall Wright

WIDE RECEIVER • 5'10" • 191 lbs • COLLEGE: BAYLOR
ACQUIRED: 1ST ROUND - 2012 • NFL EXP. (NFL/TITANS): 3/3
HOMETOWN: PITTSBURG, TEXAS
GAMES PLAYED/GAMES STARTED: 31/17 (PLAYOFFS: 0/0)

PRO: The Titans used the 20th overall pick in the 2012 NFL Draft to select Baylor wide receiver Kendall Wright. Since then, Wright became the first player in franchise history to lead the team in receptions in each of his first two NFL seasons, and his 158 catches in that span were the most in team annals for a player's first two campaigns. The 5-foot-10-inch, 191-pounder made an immediate impact in 2012 by tying for the NFL lead among rookies with 64 receptions. In 2013, his 94 catches ranked fifth in franchise history for a single season, and his 1,079 receiving yards were the most by a Titans player since 2004 (Drew Bennett and Derrick Mason). Wright was used principally as a slot receiver in college, but he has grown to become a weapon that can be used all over the field. He is a primary weapon whose sudden burst and consistent, strong hands figure to make him a key component in the Titans' offensive scheme for years to come.

CAREER HIGHLIGHTS:

• In 2013, Wright led the team with 94 catches and 1,079 receiving yards. He ranked fifth in the AFC and seventh in the NFL in receptions, and his reception total also ranked fifth in franchise history for a single season. Wright's 1,079 receiving yards were the most by a Titans player since 2004, when Drew Bennett (1,247) and Derrick Mason (1,168) each finished with more than 1,100.

• As a rookie in 2012, Wright saw action in 15 games and tied for first among all NFL rookies with a team-best 64 receptions. He also tied for the team lead with four receiving touchdowns and ranked second on the squad with 626 receiving yards.

• Wright concluded his Baylor career as the most decorated and accomplished receiver in school history. He set virtually every significant receiving record for the program, totaling 302 receptions for 4,004 yards and 30 touchdowns. He never missed a game in his four years with the Bears and recorded at least one reception in every contest.

• As a senior in 2011, Wright set Baylor single-season records in receptions (108), receiving yards (1,663), receiving touchdowns (14), 100-yard games (nine), all-purpose yards (1,772) and consecutive games with a reception (tied own record with 13). He landed on numerous All-American lists and was a Biletnikoff Award semi-finalist.

TITANS TIDBITS:

• During the 2013 offseason, Wright went back to Baylor to train for his second NFL campaign. He worked out with Dallas Cowboys receiver Terrance Williams and lost close to 15 pounds.

• As a freshman at Baylor, Wright played on the basketball team. He appeared in 13 games as a reserve guard and scored 10 points.

• Wright was a three-sport star at Pittsburg (Texas) High School, where he earned All-State honors in football, basketball and track. He captured the state 3A titles in the long jump (24-0 3/4) and triple jump (48-5 1/4).

• In his spare time, Wright enjoys playing basketball, bass fishing, video games and watching comedy movies.

CAREER TRANSACTIONS:

• The Mount Pleasant, Texas, native was selected by the Titans in the first round (20th overall) of the 2012 NFL Draft.

SEASON RECAPS:

2013 (16/12): Played in all 16 games with 12 starts at wide receiver and led the team, ranked fifth in the AFC and seventh in the NFL with 94 receptions. His 94 receptions rank fifth in franchise history for a single season. Led the team and ranked ninth in the AFC with 1,079 receiving yards. His 1,079 receiving yards are the most by a Titans player since 2004. Finished tied for fifth in the NFL and tied for third in the AFC with 30 third-down receptions. Amassed two receiving touchdowns. Led or tied for the team lead in receptions 11 times (at HOU, vs. NYJ, vs. KC, at SEA, vs. SF, at STL, vs. JAX, at OAK, at IND, vs. ARI, vs. HOU). Led the team in receiving yards eight times (at HOU, vs. KC, at SEA, vs. SF, at STL, vs. JAX, vs. ARI, vs. HOU). Notched career-highs with 12 receptions and 150 receiving yards against Arizona (12/15/13). Posted two 100-yard receiving performances (at OAK, vs. ARI). Collected his 100th career reception against San Francisco (10/20/13) in his 22nd career game, tying Bill Groman (1960-61) and Webster Slaughter (1992-93) for the second-fewest games in franchise history to amass 100 receptions.

• At Houston (9/15), saw action as a reserve at wide receiver and led the team with seven receptions and 54 receiving yards with a touchdown. Tied the game at 7-7 with a six-yard touchdown reception on third-and-goal with 5:10 left to play in the first quarter. Extended the Titans' nine-play, 99-yard drive with a 14-yard grab on third-and-two in the fourth quarter.

• Against San Diego (9/22), caught six passes for 71 yards.

• Against N.Y. Jets (9/29), tied for the team lead with five receptions for 56 yards. Snared a 25-yard reception on third-and-13 in the third quarter.

• Against Kansas City (10/6), led the team with six receptions and 74 receiving yards. Set up the Titans' field goal in the third quarter with a one-handed 15-yard catch followed by a 24-yard reception down to the Chiefs' 12-yard line.

• At Seattle (10/13), led the team with five receptions and 69 receiving yards. Set up the Titans' first field goal of the day with a 32-yard catch in the first quarter. Extended the Titans' final scoring drive with a 12-yard reception on third-and-five in the fourth quarter.

• Against San Francisco (10/20), led the team with nine receptions and 98 receiving yards. Helped set up the Titans' first touchdown with a 20-yard reception in the fourth quarter. Extended the Titans' second touchdown drive with a 33-yard catch on third-and-eight in the fourth quarter.

• At St. Louis (11/3), tied for the team lead with three receptions for a team-best 69 receiving yards. Hauled in a career-high 45-yard reception on slant in the fourth quarter.

• Against Jacksonville (11/10), led the team with seven receptions and 78 receiving yards. Extended the Titans' initial touchdown drive with a 15-yard reception on third-and-two late in the second quarter. Set up the Titans' second touchdown with a 26-yard grab down to the Jaguars' nine-yard line in the fourth stanza.

• Against Indianapolis (11/14), tied a career-high with nine catches for 80 yards. Extended the Titans' initial touchdown drive with a 17-yard reception on third-and-nine in the opening stanza.

• At Oakland (11/24), posted his first career 100-yard receiving day with six receptions for 103 yards including the game-winning touchdown catch. Kickstarted the Titans' touchdown drive in the third quarter with a 23-yard reception over the middle on the opening play of the second half. Got the Titans' game-winning drive started with a 21-yard reception to the Tennessee 45-yard line in the fourth quarter. Hauled in the game-winning 10-yard touchdown on a third-and-10 pass from Ryan Fitzpatrick with 10 seconds remaining in the game.

• At Indianapolis (12/1), tied for the team lead with six receptions for 77 yards. Gave the Titans an opportunity to tie the game late with a 35-yard reception to the Colts' 44-yard line.

• Against Arizona (12/15), hauled in team-highs and career-bests with 12 receptions and 150 receiving yards. Extended the Titans' first touchdown drive with a 12-yard catch on third-and-11 in the first stanza. Kept the Titans' second touchdown drive alive with a pair of third-down conversions: a 20-yard grab on third-and-eight and a 14-yard reception on third-and-13. Set up the game-tying touchdown with receptions of 26 and 20 yards on back-to-back plays late in the fourth quarter.

• Against Houston (12/29), hauled in a team-high five receptions for a team-best 50 receiving yards, including a 34-yard reception.

2012 (15/5): Played in 15 games with five starts at wide receiver. Led the team and tied for first among all NFL rookies with 64 receptions. Tied for the team lead with four receiving touchdowns and ranked second on the squad with 626 receiving yards. Finished eighth in the AFC with 22 third down receptions. Was inactive for one contest with an injury. Led or tied for the team lead in receptions six times in 2012 (vs. DET, at HST, at MIN, vs. PIT, vs. HST, vs. JAX). Led the team in receiving yards three times in 2012 (at HST, at MIN, vs. PIT). Played in his first career NFL game against New England (9/9/12). Made his first career NFL start and hauled in his first career NFL touchdown reception at San Diego (9/16/12).
• Against New England (9/9), made his NFL debut as a reserve at wide receiver and hauled in five receptions for 37 yards. Extended the Titans' first scoring drive with a 17-yard catch on third-and-seven in the first quarter.
• At San Diego (9/16), made his first career start at wide receiver and caught two passes for 24 yards, including his first career NFL touchdown reception. Snared his first career NFL touchdown, a 15-yard reception from Jake Locker, with 2:20 remaining in the third quarter.
• Against Detroit (9/23), started at wide receiver and led the team with seven receptions for 41 yards.
• At Houston (9/30), started at wide receiver and led the team with four receptions and 46 receiving yards, including a touchdown. Extended the Titans' final touchdown drive with a 10-yard catch on third-and-three late in the fourth quarter. Hauled in an 11-yard touchdown pass from Matt Hasselbeck with 57 seconds left to play in the game.
• At Minnesota (10/7), started at wide receiver and led the team with nine receptions and 66 receiving yards. Converted a pair of third downs on the Titans' scoring drive with a 10-yard catch on third-and-three and another 10-yard grab on third-and-10.
• Against Pittsburgh (10/11), started at wide receiver and led the team with six receptions and 71 receiving yards. Got the Titans in field goal range with a 15-yard reception on third-and-10 with 11 seconds left to play before halftime. Helped set up the Titans' game-tying touchdown with a 35-yard catch to the Steelers' 15-yard line in the fourth quarter.
• Against Indianapolis (10/28), saw action as a reserve at wide receiver and grabbed four passes for 47 yards with a touchdown. Kept the Titans' touchdown drive alive with seven-yard catch on third-and-five in the second stanza. Gave the Titans a 10-3 advantage with an acrobatic 23-yard touchdown catch on third-and-11 with 1:00 remaining in the first half.
• At Miami (11/11), saw action as a reserve at wide receiver and caught a touchdown. Gave the Titans an early 7-0 lead with a nine-yard touchdown catch on third-and-goal with 6:49 remaining in the first quarter.
• Against Houston (12/2), played in a reserve role at wide receiver and led the team with six receptions for a then career-best 78 yards. Set up the Titans' touchdown with a 38-yard grab down the right sideline in the third quarter.

COLLEGE:
• In four seasons at Baylor, Wright appeared in 50 games with 42 starts en route to becoming the most prolific receiver in school history. His career statistics included 302 receptions for 4,004 yards and 30 touchdowns, setting school records in all three categories. He added 75 rushing attempts for 425 yards and two touchdowns, and he passed for an additional 114 yards and two touchdowns. The owner or co-owner of 16 school records was a four-year starter and a three-time All-Big 12 honoree. He caught at least one pass in all 50 games during his career, setting a Bears consecutive-game receiving record, and had a team-record 19 contests with 100 or more receiving yards. His 4,479 career all-purpose yards likewise set a Baylor record. Between his junior and senior seasons, he had a streak of seven games with at least one touchdown grab.
• As a senior (2011), played in all 13 games with 12 starts as a slot receiver, totaling 108 receptions for 1,663 yards and 14 touchdowns. Earned first-team All-American honors from Athlon, CBSSports.com, Phil Steele and *Pro Football Weekly*, and named second-team All-American by AP, SI.com, Yahoo!/Rivals.com and FoxSportsNet.com. The Biletnikoff Award semi-finalist was named first-team All-Big 12 by league's coaches, AP, *Dallas Morning News*, ESPN.com, CBSSports.com, Yahoo!/Rivals.com, *Fort Worth Star-Telegram*, *Kansas City Star*, *San Antonio Express-News*, *Waco Tribune-Herald* and Phil Steele. Ranked third nationally and led the Big 12 in receiving yards, while placing seventh nationally and second in the conference with 8.3 receptions-per-game. Set school single-season records in receptions (108), receiving yards (1,663), receiving touchdowns (14), 100-yard games (nine), all-purpose yards (1,772) and consecutive games with a reception (tied own record with 13). His two 200-yard games marked a new career record for the Bears. Rushed 10 times for 72 yards, had five punt returns for 37 yards, and completed two-of-three passes for 55 yards and one touchdown.
• As a junior (2010), played in all 13 games with 11 starts at the inside receiver position. Led the Bears with 78 catches for 952 yards and seven touchdowns. Set a then-school record for receptions in season (broke his own record as a senior). Finished third in school single-season history in receiving yardage and tied for eighth in touchdowns. Also rushed eight times for 53 yards, had two punt returns for five yards, and completed two-of-two passes for 59 yards and one touchdown. Totaled five 100-yard receiving games. Named second-team All-Big 12 by league's coaches, Phil Steele, *Dallas Morning News* and *San Antonio Express-News*, and received honorable mention honros from AP.
• As a sophomore (2009), played in all 12 games with 11 starts at inside receiver and led team in receptions (66), receiving yards (740) and receiving touchdowns (four). Ranked third in school history in single-season receptions. Earned second-team All-Big 12 honors from *Waco Tribune-Herald* and honorable mention from AP. Also recorded 28 rushing attempts for 132 yards and one score. Added four passing attempts (zero completions, two interceptions) and returned one kick for eight yards.
• As a freshman (2008), played in all 12 games with eight starts at inside receiver. Totaled 50 receptions for 649 yards and five touchdowns, leading the squad in all three categories. Set BU freshman records for receptions and receiving yards. Added 168 yards and one score on 29 carries.

PERSONAL:
• Single, and splits time between Nashville and Pittsburg, Texas.
• Attended Pittsburg (Texas) High School, where he excelled as a quarterback and cornerback. Received second-team All-District 16-3A honors at both positions as a junior and senior. Earned second-team Class 3A All-State honors from the Texas Sports Writers Association and honorable mention by the *Associated Press* after registering five interceptions and a pair of touchdowns as a cornerback. As a senior quarterback, he rushed for 1,069 yards and 15 touchdowns while passing for 1,170 yards and nine touchdowns.
• As an All-State basketball performer, Wright averaged 24.5 points, six rebounds, five assists and five steals per game en route to receiving 2007 East Texas Player of the Year honors from the *Tyler Morning Telegram*.
• Wright captured the 2007 Texas Class 3A state long jump title (24-0 3/4) as well as the state triple jump crown (48-5 1/4). He received the 2008 Class 3A gold medal in the triple jump with a state meet-record leap of 50-8 3/4 and placed fifth in the Class 3A ranks in the 100 meters. He has a top speed of 10.3 seconds in the 100.
• Served as a youth basketball coach while still in high school.
• List of favorites: (movies) comedies; (TV show) "The Game"; (actor) Mike Epps; (music artist) Lil' Wayne; (school subject) science; (car) Range Rover; (food) steak; (sports hero) Michael Jordan; and (video game) Madden NFL Football.
• Born Kendall Thomas Wright on Nov. 12, 1989 in Mount Pleasant, Texas.

KENDALL WRIGHT'S GAME-BY-GAME

2012 Tennessee Titans					RECEIVING				
Date		Opp.	W/L	P/S	No	Yds	Avg	Lg	TD
Sept 9		NE	L	p	5	37	7.4	17	0
Sept 16	@	SD	L	S	2	24	12.0	15t	1
Sept 23		Det	W	S	7	41	5.9	17	0
Sept 30	@	Hou	L	S	4	46	11.5	20	1
Oct 7	@	Min	L	S	9	66	7.3	10	0
Oct 11		Pit	W	S	6	71	11.8	35	0
Oct 21	@	Buf	W	p	3	19	6.3	11	0
Oct 28		Ind	L	p	4	47	11.8	23t	1
Nov 4		Chi	L	p	2	30	15.0	18	0
Nov 11	@	Mia	W	p	1	9	9.0	9t	1
Nov 25	@	Jax	L	p	5	48	9.6	23	0
Dec 2		Hou	L	p	6	78	13.0	38	0
Dec 9	@	Ind	L	p	5	39	7.8	14	0
Dec 17		NYJ	W	p	3	31	10.3	14	0
Dec 23	@	GB	L	IA					
Dec 30		Jax	W	p	2	40	20.0	36	0
Totals			**6-10**	**15/5**	**64**	**626**	**9.8**	**38**	**4**

2013 Tennessee Titans					RECEIVING				
Date		Opp.	W/L	P/S	No	Yds	Avg	Lg	TD
Sept 8	@	Pit	W	p	2	11	5.5	7	0
Sept 15	@	Hou	L	p	7	54	7.7	14	1
Sept 22		SD	W	p	6	71	11.8	19	0
Sept 29		NYJ	W	S	5	56	11.2	25	0
Oct 6		KC	L	S	6	74	12.3	24	0
Oct 13	@	Sea	L	p	5	69	13.8	32	0
Oct 20		SF	L	S	9	98	10.9	21	0
Nov 3	@	StL	W	S	3	69	23.0	45	0
Nov 10		Jax	L	S	7	78	11.1	26	0
Nov 14		Ind	L	S	9	80	8.9	17	0
Nov 24	@	Oak	W	S	6	103	17.2	31	1
Dec 1	@	Ind	L	S	6	77	12.8	35	0
Dec 8	@	Den	L	S	2	17	8.5	13	0
Dec 15		Ari	L	S	12	150	12.5	26	0
Dec 22	@	Jax	W	S	4	22	5.5	14	0
Dec 29		Hou	W	S	5	50	10.0	34	0
Totals			**7-9**	**16/12**	**94**	**1,079**	**11.5**	**45**	**2**

KENDALL WRIGHT'S NFL STATISTICS

REGULAR SEASON				RECEIVING					RUSHING				
Year	Team	GP	GS	No	Yds	Avg	Lg	TD	Att	Yds	Avg	Lg	TD
2012	Tennessee	15	5	64	626	9.8	38	4	1	4	4.0	4	0
2013	Tennessee	16	12	94	1,079	11.5	45	2	0	0	-	0	0
NFL Totals		**31**	**17**	**158**	**1,705**	**10.8**	**45**	**6**	**1**	**4**	**4.0**	**4**	**0**

Single-Game Highs

Receptions - 12 vs. Arizona 12/15/13)
Receiving Yards - 150 vs. Arizona 12/15/13)
Long Reception - 45 at St. Louis (11/3/13)
Touchdowns - 1 (Six times, last at Oakland 11/24/13)

Rushes - 1 at Jacksonville (11/25/12)
Rushing Yards - 4 at Jacksonville (11/25/12)
Long Rush - 4 at Jacksonville (11/25/12)

TENNESSEE TITANS

ROOKIE FREE AGENTS

#26 RI'SHARD ANDERSON
Cornerback • 5-11 • 194 • Syracuse

Signed by the Titans as an undrafted free agent on May 12, 2014...**as a senior (2013),** posted 30 tackles, four stops for a loss, and one interception... started all 13 games at cornerback...against Minnesota in the Texas Bowl, had three tackles and a pass breakup...**as a junior (2012),** started all 13 games at cornerback...posted 43 total tackles, with one for a loss, and an interception...helped Syracuse overcome West Virginia in the New Era Pinstripe Bowl, where he posted two tackles...**as a sophomore (2011),** played in 11 games, starting six, posted 22 total tackles, one for a loss...against Rutgers returned a fumble recovery 66 yards for a touchdown…**as a redshirt freshman (2010),** missed the season due to a preseason shoulder injury...**as a freshman (2009),** played in seven games, posting six tackles…graduated in Spring 2014 with a degree in hospitality and food service management...**high school/personal:** attended American Heritage High School where he was rated the 40th-best cornerback prospect by ESPNU…missed most of 2008 with a foot injury...born Ri'Shard Toni Anderson on April 3, 1991 in Miramar, Fla.

#35 ANTONIO ANDREWS
Running Back • 5-10 • 225 • Western Kentucky

Signed by the Titans as an undrafted free agent on May 12, 2014...appeared in 42 games for Western Kentucky, starting 25 contests, including starts in his last 24 appearances…gained 3,674 yards with 29 touchdowns on 618 carries (5.9 avg.)…scored 198 points on 33 total touchdowns...amassed 6,799 all-purpose yards, an average of 161.9 yards per game…**as a senior (2013),** started all 12 contests and rushed for 1,730 yards to break his own school record by two yards...rushed for a career-high 16 touchdowns on 267 carries (6.5 avg.)…named Sun Belt Conference Most Valuable Player and Offensive Player of the Year by The NFL Draft Report...a finalist for the Paul Hornung Award and Lee Roy Selmon Spirit Award… semi-finalist for the Doak Walker Award…**as a junior (2012),** posted 1,728 yards on 304 carries, ranking third in the nation for rushing...added 37 catches for 432 yards, 234 yards on 19 punt returns and 767 yards on 28 kickoff returns...led the nation with 3,161 all-purpose yards, the second-highest total in a season by an NCAA Football Bowl Subdivision player.... **as a sophomore (2011),** appeared in eight games as a reserve tailback, seeing most of his action on special teams…used as a quarterback in the "wildcat" formation, but did not attempt any passes…his 590 all-purpose yards consisted of 42 yards on 15 carries, 16 yards on two catches, 27 yards on four punt returns and 505 yards on 18 kickoff returns (28.0 avg.)... **as a redshirt freshman (2010),** played in eight contests...gained 174 yards on the ground, 37 yards receiving...spent the bulk of his freshman season on special teams, averaging 21.6 yards as a kickoff returner and 4.8 yards on punt returns...majored in exercise science...**high school/personal:** attended Fort Campbell (Ky.) High School…two-time All-District and All-Class 2A selection...named the state of Kentucky's "Mr. Football" as a dual-threat quarterback during his senior season…also chosen as the Kentucky Gatorade Player of the Year after he led his team to their second consecutive state title in 2009…compiled a 29-0 record as a starter during his last two prep seasons (team's only loss in 2008 came with Andrews sidelined)…the two-time All-State and three-time Academic All-State selection was named MVP in both the 2008 and 2009 state championship games…registered 1,597 yards rushing and threw for 1,667 yards during his final campaign… lettered four times each in football, basketball and baseball, adding two more letters in track...born Aug. 17, 1992.

#4 TRAVIS COONS
Kicker • 6-1 • 194 • Washington

Signed by the Titans as an undrafted free agent on May 16, 2014...spent two seasons with Washington and made 24 total field goals on 30 attempts (80.0 pct.)...he also averaged 40.1 yards on 116 punts... prior to arriving at Washington, spent two years at Mt. San Antonio Community College...**as a senior (2013),** appeared in all 13 games and handled all field goals, PATs and punts for the Huskies...made 15 of his 16 field goal attempts 62 of his 63 extra point attempts...also punted 62 times for an average of 40.4 yards per punt...credited with eight touchbacks on 57 kickoffs...named second-team All-Pac-12 as a punter and honorable mention All-Pac-12 as a placekicker...won the Sports Radio KJR Most Valuable Player award for special teams at the team's postseason awards banquet and also won the Academic Achievement Award...made a career-long 48-yard field goal, as well as another from 39, in the Apple Cup win over Washington State...**as a junior (2012),** played in all 13 games in his first season with the Huskies and made nine of his 14 field goal attempts and all 39 of his extra point attempts...averaged 39.8 yards on 54 punts...**at Mt. San Antonio College** (Walnut, Calif.), helped the Mounties to a 10-2 overall record, the Southern California championship and a trip to the California state title game...graduated in June 2014 with a degree in American Ethnic Studies... **high school/personal:** attended Alta Loma (Calif.) High School...in preparation for the NFL worked out with former NFL kicker Michael Husted and special teams coach Gary Zauner...born Travis Charles Coons on Feb. 6, 1992 in Alta Loma, California.

#41 JAMES GAYLE
Linebacker • 6-4 • 259 • Virginia Tech



Signed by the Titans as an undrafted free agent on May 12, 2014...begins the 2014 season on injured reserve after being injured during offseason workouts...started 39 of 59 games at Virginia Tech, including 13 at strongside defensive end and 26 on the weakside…credited with 138 tackles, as he caused two fumbles and deflected two passes… registered 22.0 sacks for minus 117 yards, ranking 22nd on the Atlantic Coast Conference career-record chart…totaled 40.5 stops for losses of 161 yards…produced 93 quarterback pressures...**as a senior (2013),** started all 13 games at a new position of strongside defensive end and delivered 44 tackles...ranked second on the team with six sacks for minus 24 yards… led the team for the second straight year with 34 quarterback pressures and registered 10.5 stops for losses totaling 35 yards...named All-American Super Sleeper and a second-team All-Atlantic Coast Conference choice by The NFL Draft Report…named to All-ACC second team and the media accorded him honorable mention...**as a junior (2012),** started 11 of the 13 games he played in, lining up as a 271-pound weakside defensive end, recording 43 tackles with a pass deflection, leading the team with 27 quarterback pressures…posted five sacks for minus 31 yards and 11.0 stops for losses of 49 yards earned first-team All-ACC honors from The NFL Draft Report and was named second-team by the league's coaches…**as a sophomore (2011),** started 13 games and finished with 38 tackles, leading the team with seven sacks for minus 44 yards and ranking second with 20 quarterback pressures and 12.5 stops for losses of 54 yards...**as a redshirt freshman (2010),** appeared in all 14 games, twice starting at weakside end…recorded 13 tackles with 12 quarterback pressures, four sacks for minus 18 yards and 6.5 stops for losses of 23 yards…also caused one fumble...majored in sociology with a concentration in crime and deviance… **high school/personal:** attended Bethel (Hampton, Va.) High School… earned second-team All-Peninsula District honors as a defensive end, after he recorded 96 tackles and 12 sacks his senior season…a three-star recruit by Rivals.com, he was rated the 25th-best strong-side defensive end in the nation and the 22nd-best player in the state of Virginia by that recruiting service…born James Rashaan Gayle on Feb. 15, 1991 in Los Angeles, Calif.

#46 DAVID GILBERT
Linebacker • 6-4 • 254 • Miami (Fla.)

Signed by the Titans as an undrafted free agent on May 19, 2014...played in 12 games at Miami (Fla.) after spending four years at Wisconsin...in 55 total games (17 starts), he registered 89 total tackles, nine sacks, 16 tackles for loss, four forced fumbles, three fumble recoveries and one pass defensed... received a medical redshirt after suffering an injury in 2011...**as a redshirt senior (2013),** transferred to Miami at start of camp in August...played in 12 games along defensive line, recording 10 tackles, 1.5 tackles for loss, 0.5 sacks and two fumble recoveries...**as a redshirt junior (2012),** played in 14 games for Wisconsin with 13 starts...posted 42 total tackles, 9.5 tackles for loss, four sacks and three forced fumbles... consensus honorable mention All-Big Ten selection...recorded two tackles against Stanford in Rose Bowl on Jan. 1...**as a junior (2011),** started first four games of season before suffering season-ending foot injury...posted 10 tackes, 3.5 for a loss, three sacks, and one forced fumble...**as a sophomore (2010),** played in all 13 games, posting 21 tackles, 1.5 for a loss, and 1.5 sacks...**as a freshman (2009),** played in 12 of 13 games, accruing six tackles and a forced fumble...graduated from Wisconsin in August 2013 with a major in political science...**high school/personal:** attended Northeast (Oakland Park, Fla.) High School...ranked as the No. 12 defensive end in the nation and 44th-best player in the state of Florida by Rivals.com...team captain as senior with 73 tackles, 15 sacks, five tackles for loss and 16 quarterback hurries...posted 130 tackles, 22 tackles for loss and 24 quarterback sacks in his high school career...born David Richard Gilbert on Oct. 31, 1991 in Savanna la Mar, Jamaica.

#18 JULIAN HORTON
Wide Receiver • 6-1 • 205 • Arkansas



Signed by the Titans as an undrafted free agent on May 19, 2014...appeared in 49 games with eight starts and made 39 receptions for 504 yards and three touchdowns in addition to a 22-yard touchdown run...**as a senior (2013),** made five starts while appearing in 11 games, missing only the contest at No. 1 Alabama...finished the year with 12 catches for 141 yards and one touchdown plus a 22-yard touchdown run...**as a junior (2012),** saw action in all 12 games with one start and made 14 catches for 193 yards and two touchdowns...**as a sophomore (2011),** played in all 13 games and made two starts...**as a freshman (2010),** appeared in all 13 games for the Razorbacks, seeing action at wide receiver and on special teams...caught four passes for 85 yards...**high school/personal:** played both wide receiver and defensive back at Greater Atlanta Christian School...ranked as the No. 76 athlete in the nation by Rivals.com and the No. 61 recruit in the state of Georgia...during his high school career had 133 receptions for nearly 2,400 yards and 18 touchdowns...as a high school senior had 51 catches for 710 yards and seven touchdowns and earned honorable mention class 2A All-State honors...born McKinley Julian Horton on Dec. 12, 1991 in Norcross, Ga.

#61 GABE IKARD
Center • 6-4 • 304 • Oklahoma

Signed by the Titans as an undrafted free agent on May 12, 2014...played in 52 games with 50 starts at Oklahoma—18 starts at left guard and 32 at center…was on the field for a total of 3,410 offensive snaps...**as a senior (2013),** started all 13 games at center, recording 97 knockdowns in 942 plays…helped the Sooners rank 18th in the nation in rushing (2,911 yards), as he delivered 10 touchdown-resulting blocks…named the Capital One Academic All-Amercian of the Year and won the Wuerffel Trophy and Selmon Spirit Award…won team's Don Key Award...won Pat Tillman Award at the East-West Shrine Game... unanimous All-Conference choice...earned first-team All-American honors from the American Football Coaches Association, CBS Sports and Walter Camp, in addition to receiving second-team accolades from Associated Press and third-team honors from The NFL Draft Report...Rimington Trophy finalist...later named the 2014 Big 12 Sportsperson of the Year for sportsmanship, community service and academic achievement...**as a junior (2012),** started 12 games at center…led the team with 82 knockdowns on 929 snaps...earned All-Big 12 Conference first-team honors from the league's coaches, Associated Press, The NFL Draft Report, Dallas Morning News, San Antonio Express-News, Waco Tribune-Herald and ESPN.com…named Big 12 Offensive Lineman of the Year...**as a sophomore (2011),** started the team's first three games at left guard before sliding over to center for seven contests...returned to left guard for the final three games of the season...earned third-team AP All-American honors and first-team AP All-Conference honors...**as a redshirt freshman (2010),** started at left guard in the final 12 games of the season while playing in all 14 contests...earned honorable mention All-Big 12 by AP...named first-team Academic All-Big 12...redshirted in 2009...graduated in May 2013 with a 4.0 GPA in multidisciplinary studies with a focus in medical sciences...began graduate school...**high school/personal**: attended Bishop McGuinness (Oklahoma City, Okla.) High School, lettering four times in football and starting at tight end and defensive end in each of his final three seasons...helped his high school football team capture two state championships...accounted for 29 receptions for 542 yards and nine touchdowns in 2008, and also recorded 68 tackles and two interceptions, including six sacks…four-year starter and three-time state champion in basketball...participated in a study abroad program in Ireland in 2013...traveled to Haiti on a humanitarian trip in 2012...last name pronounced EYE-kerd...born Gabriel Jacob Ikard on Sept. 26, 1990 in Oklahoma City, Okla.

#45 WAYMON JAMES
Running Back • 5-8 • 203 • Texas Christian

Signed by the Titans as an undrafted free agent on May 19, 2014...**as a senior (2013),** started in seven of the nine contests in which he appeared... closed his career as TCU's all-time leader in yards per carry (6.42)...finished third on the team with 242 rushing yards and four rushing touchdowns... his eight receptions on the season placed second for TCU tailbacks...had at least one reception in six of his nine games...**as a junior (2012),** was TCU's leading rusher until his season came to a close due to injury in the fourth quarter of a week two contest at Kansas...had already accumulated 168 yards rushing on a 9.9 per carry mark and a touchdown for the season at the time of the injury... **as a sophomore (2011),** appeared in all 13 games with one start...posted 875 yards as TCU's top rusher, averaging 7.2 yards per carry, and registered seven touchdowns...had three 100-yard rushing performances...**as a redshirt freshman (2010),** played in 11 games...placed third on the team in carries (87), rushing yards (513) and average yards per game (46.6)... was fifth on the squad with five rushing touchdowns...ranked fourth for TCU in all-purpose yards per game (46.6) and fifth in scoring with 36 points... rushed for 24 yards on four carries in the 21-19 Rose Bowl win over No. 5 Wisconsin...**high school/personal:** attended Sherman High School and was a four-star recruit by Rivals.com and rated by Rivals as the 10th-best back in the nation...ran for 1,939 yards and 26 touchdowns as a senior while averaging 11.3 yards per carry...born Waymon Jerraid James on Jan. 24, 1991 in Sherman, Texas.

#64 JUSTIN McCRAY
Guard • 6-3 • 321 • Central Florida

Signed by the Titans as an undrafted free agent on May 12, 2014...in four seasons with Central Florida, played in 45 games with 32 starts...**as a senior (2013),** started all 13 games, 11 at right guard and two at right tackle...named a team captain...was a nominee for the Wuerffel Trophy...named a first-team Athletic Conference All-American...selected as UCF's Outstanding Offensive Lineman and won the team's Iron Man Award...**as a junior (2012),** started seven games at right tackle and seven at right guard...**as a sophomore (2011)** appeared in 11 games with five starts at right guard...**as a freshman (2010)** voted onto the Conference USA All-Freshman Team after appearing in seven games as a reserve offensive lineman...graduated in May 2014 with a degree in interpersonal/organizational communication and a minor in business...one of three brothers to play offensive line at UCF, along with his twin, Jordan, and his older brother, Cliff...the McCray brothers appeared on the field together for the first time in 2010...**high school/personal:** played at Miami (Fla.) Southridge High School...team went undefeated in the 2009 regular season, winning the district championship, before losing in the state playoffs...named to the Miami Herald All-Dade County team as a senior for making 63 pancake blocks and not allowing a sack...district champion in wrestling as both a sophomore and a junior...member of the National Honor Society...his twin brother, Jordan, was signed by the Green Bay Packers as a rookie free agent in 2014... born Justin Dominique McCray on May 31, 1992 in Miami, Fla.

#79 VIONDY MERISMA
Tackle • 6-2 • 294 • American International

Signed by the Titans as an undrafted free agent on May 19, 2014...appeared in 26 games at American International...**as a senior (2013),** started in all 11 games on the offensive line...named a first team Northeast-10 All-Conference selection and Division II All-American...**as a junior (2012),** appeared in six games on the offensive line...**as a sophomore (2011),** was limited to six games on the offensive line due to injury, missing each of the team's first four games...**as a freshman (2010),** appeared in three of the team's 10 games on the offensive line...majored in economics/finance...**high school/personal:** 2009 graduate of Waltham (Mass.) High School…was named the league's Lineman of the Year and was a league all-star as a senior after starting all 10 games at right tackle…selected to play in the Shriners All-Star Game…as a junior appeared in three games as a tight end...also earned all-league honors as a member of the basketball team...born Viondy Claude Merisma on June 20, 1991 in Waltham, Mass.

#73 WILL POEHLS
Tackle • 6-8 • 334 • Montana

Signed by the Titans as an undrafted free agent on May 16, 2014...a two-year starter who played in 45 career games, he started in 27 contests...**as a senior (2013),** started in all 13 games for the 10-3 Grizzlies at right guard...second team All-Big Sky Conference selection...**as a junior (2012),** started in all 11 games at right guard...**as a sophomore (2011),** played in all 14 games and started in two (at Tennessee and versus Cal Poly)...**as a freshman (2010),** played as a reserve...majored in sociology... **high school/personal:** at Chandler (Ariz.) High School, earned three letters in both football and wrestling and was a team captain in both sports... was a 5A first-team All-State and All-Region selection as a senior and All-Region as a junior...had a record of 16-2 as a heavyweight wrestler his junior season...last name pronounced "Pales"... born William Robert Poehls on Nov. 27, 1991 in Chandler, Ariz.

#16 JAZ REYNOLDS
Wide Receiver • 6-2 • 201 • Oklahoma

Signed by the Titans as an undrafted free agent on May 12, 2014...in four seasons at Oklahoma, played in 31 games and totaled 68 receptions for 1,187 yards and six touchdowns...finished his career in the Top 10 all-time for yards per catch at Oklahoma...**as a senior (2013),** played in 12 of 13 games, missing the Texas Tech contest (10/26)...posted 14 receptions for 216 yards, averaging 15.4 yards per reception and registering one touchdown...**as a junior (2012),** did not play...**as a sophomore (2011),** played in 10 of the 13 games, starting six contests, while posting 41 receptions for 715 total yards with an average of 17.4 yards per reception and a total of five touchdowns...**as a redshirt freshman (2010),** redshirted...**as a freshman (2009),** played in nine games, posting 13 receptions for 256 total yards, averaging 19.7 yards per reception...**high school/personal:** attended Eisenhower High School in Houston, Texas...PrepStar All-Midlands Region team...sat out most of his senior year due to an ankle injury...had 31 receptions for 620 yards with five touchdowns his junior year...had 20 receptions for 500 yards as a sophomore...born Jazmon Reynolds on Feb. 26, 1991 in Houston, Texas.

#38 HAKEEM SMITH
Safety • 6-0 • 194 • Louisville

Signed by the Titans as an undrafted free agent on May 12, 2014...played in 52 career games at Louisville with 51 starts...notched 197 tackles, four interceptions, 14 tackles for loss, five forced fumbles, three fumble recoveries and 22 passes defensed... **as a senior (2013),** started all 13 games at safety... posted 45 tackles, two tackles for loss, three interceptions, one sack, and five passes defensed... first-team AAC All-Conference…had four solo stops and one interception in road win over No. 23 Cincinnati...**as a junior (2012),** started all 13 games at safety with 73 tackles, two tackles for loss, one forced fumble, one fumble recovery and seven pass breakups... tallied seven tackles and a pass breakup in the Sugar Bowl win over Florida...**as a sophomore (2011),** started all 13 games at safety and registered 84 tackles, four tackles for loss, three forced fumbles, one fumble recovery, one interception and nine pass breakups...had stretch of three consecutive games with 10 or more tackles (West Virginia, Pittsburgh, Connecticut)...**as a redshirt freshman (2010),** made first career start against Eastern Kentucky in second game of season and never left the starting lineup again...led the team with 88 tackles, six tackles for loss, one sack, one forced fumble, one fumble recovery, and one pass breakup...redshirted in 2009...graduated with a degree in sports administration in December 2012...**high school/personal:** played at Riverdale (Ga.) High School as both wide receiver and safety...caught 30 passes for 650 yards and five touchdowns...also recorded 44 tackles and a forced fumble on defense... was named team captain as a senior...earned first-team All-County honors at safety...was a first-team All-Region selection...earned second-team All-Conference honors at wide receiver...caught 25 passes for 700 yards and three touchdowns during his junior campaign...born Hakeem Jewayne Smith on Nov. 9, 1989 in Jonesboro, Ga.

#81 JOSH STEWART
Wide Receiver • 5-10 • 178 • Oklahoma State

Signed by the Titans as an undrafted free agent on May 12, 2014...begins the 2014 season on injured reserve after being injured during offseason workouts...declared for the NFL Draft following his junior season in 2013-14...was the Big 12's leading receiver in both catches and yards in 2012...finished his career sixth all-time at Oklahoma State with 2,204 receiving yards and fourth all-time with 180 career receptions...ranked ninth all-time at OSU with 438 punt return yards...**as a junior (2013),** posted 60 receptions for 703 yards, 95.67 all-purpose yards per game, 58.9 receiving yards per game, 368 total punt return yards with a punt return average of 16.7 yards...**as a sophomore (2012),** ended the season with 101 receptions to rank 10th nationally in catches per game (7.8), with 1,210 total receiving yards, 93.1 receiving yards per game, 107.9 all-purpose yards per game...**as a freshman (2011),** caught 18 passes and averaged 15.3 yards per catch...**high school/personal:** attended Denton Guyer High School...as a senior, caught 56 passes for 971 yards with 10 scores while he had 85 tackles and seven interceptions on defense...played on a state finalist team...honorable mention all-stater...SuperPrep all-region selection and rated as the No. 60 recruit in Texas...born Joshua Montel Stewart on Oct. 22, 1992 in New Orleans, La.

#19 DEREL WALKER
Wide Receiver • 6-1 • 188 • Texas A&M

Signed by the Titans as an undrafted free agent on May 12, 2014...spent two years at Trinity Valley Community College (2010-11) and two years at Texas A&M (2012-13)...**as a senior (2013)** started and played in each of the Aggies' 13 games finishing with 51 receptions for 818 total yards with a 16.0 yard average per catch and five receiving touchdowns…averaged 62.9 yards per game...**as a junior (2012)** caught eight passes for 85 yards with a long of 17 yards while seeing action in 12 of 13 games...saw action in the final 12 games of the season...grabbed a season-high three catches for 30 yards against Missouri...**at Trinity Valley Community College (2010-11)**, caught 44 passes for 864 yards and 10 touchdowns while helping the Cardinals to an 8-3 record and the second round of the playoffs in 2011…Citizens Bank Bowl Player of the Game in 2011… started five games as a freshman while helping Trinity Valley CC advance to the second round of the playoffs in 2010…rated the No. 33 JUCO player nationally and the No. 6 wide receiver by SuperPrep...**high school/personal:** attended Hillsboro High School...born Derel Tedmound Walker on June 29, 1991 in Hillsboro, Texas.

#18 ERIC WARD
Wide Receiver • 5-11 • 203 • Texas Tech

Signed by the Titans as an undrafted free agent on May 12, 2014...begins the 2014 season on injured reserve after being injured during offseason workouts...played in 48 games for Texas Tech...**as a senior (2013),** played in all 13 games (12 starts) with 83 receptions, 947 yards and eight touchdowns while averaging 11.4 yards/catch and 72.8 yards/game...led the team in receiving touchdowns... second on the team in receptions, receiving yards and receiving yards/game...made 36 career starts - ranked most among active players...had at least seven receptions in eight games...**as a junior (2012),** played in 12 games (12 starts) with 82 receptions, a team-leading 1,053 receiving yards and 12 receiving touchdowns...averaged 87.8 receiving yards/game...averaged 12.8 yards/reception...five 100-yard receiving performances this season (7 career)...**as a sophomore (2011),** played in 12 games (11 starts) leading the team with 84 receptions, 800 receiving yards, 11 receiving touchdowns and averaging 66.7 yards receiving per game...averaged 9.5 yards per catch...**as a redshirt freshman (2010),** Played in 11 games (one start) making six receptions for 63 yards receiving (10.5 avg.) and also made two tackles (both solo) on the season...**high school/personal:** four-star (Rivals.com, Scout.com) wide receiver from Rider High School in Wichita Falls, Texas... grabbed 53 catches for 1,063 yards and 15 touchdowns during junior season...born Eric Ward on July 24, 1990 in Witchita Falls, Texas.

#40 WINSTON WRIGHT
Cornerback• 5-10 • 190 • South Dakota State



Signed by the Titans as an undrafted free agent on May 19, 2014...prior to his time at South Dakota State, redshirted at Missouri...**as a senior (2013),** started in all 14 games at cornerback...posted 52 tackles, two stops for a loss, one sack, four forced fumbles, four interceptions, two passes blocked, one blocked kick and a touchdown...named 2013 Sport Network third team All-American...selected to the 2013 Allstate Good Works team...**as a junior (2012),** started all 13 games at cornerback...led team with four fumble recoveries and finished fifth on squad with 59 tackles...logged at least one tackle in all 13 games...**as a sophomore (2011),** played in 11 games, posting 57 tackles, three stops for a loss, one forced fumble, one fumble recovery, three interceptions, seven pass breakups and one touchdown...**as a redshirt freshman (2010),** saw action in all 11 games as a member of the secondary and on special teams...**as a freshman (2009),** redshirted at Missouri during 2009 season...was honored as Scout Defense Player of the Week prior to Kansas State game...majored in entreprenuerial studies at South Dakota State...**high school/personal:** attended Blue Springs South High School...played in Missouri vs. Kansas All-Star Game after senior season...rushed for 1,000 yards and 14 touchdowns, adding 17 receptions for 253 yards during senior season...has served as a motivational speaker...born Winston Mark Wright on March 16, 1991 in Lee's Summit, Mo.

TENNESSEE TITANS

2013 REVIEW

2013–2014 TITANS TRANSACTIONS

2013

January 14 Signed **WR MICHAEL CALVIN**, **G KASEY STUDDARD** and **WR ROBERTO WALLACE** to future contracts

January 17 Fired linebackers coach **FRANK BUSH**, special teams coach **ALAN LOWRY**, running backs coach **JIM SKIPPER** and tight ends coach **JOHN ZERNHELT**; hired **SHAWN JEFFERSON** as wide receivers coach, **GEORGE HENSHAW** as tight ends coach and **SYLVESTER CROOM** as running backs coach; moved **DAVE RAGONE** from wide receivers coach to quarterbacks coach, **NATE KACZOR** from assistant offensive line coach to special teams coach and **CHET PARLAVECCHIO** from special teams assistant to linebackers coach; signed **QB NATHAN ENDERLE** to a future contract

February 7 Hired **GREGG WILLIAMS** as senior assistant/defense coach; moved **ARTHUR SMITH** from offensive assistant/quality control to offensive line/tight end assistant

February 13 Waived **LB KEVIN MALAST**

February 18 Hired **STEVE HOFFMAN** as assistant special teams coach

March 1 Signed free agent **S GEORGE WILSON**

March 12 Placed **G STEVE HUTCHINSON** on the reserve/retired list; terminated vested veteran **S JORDAN BABINEAUX**; waived **G MITCH PETRUS**

March 14 Signed unrestricted free agents **LB MOISE FOKOU**, **RB SHONN GREENE**, **DT SAMMIE HILL**, **G ANDY LEVITRE** and **TE DELANIE WALKER**

March 15 Re-signed unrestricted free agent **RB DARIUS REYNAUD**

March 18 Terminated vested veteran **QB MATT HASSELBECK**; re-signed unrestricted free agent **FB QUINN JOHNSON**

March 20 Signed unrestricted free agent **G/C ROB TURNER**

March 26 Signed free agents **QB RYAN FITZPATRICK** and **S BERNARD POLLARD**

March 28 Signed unrestricted free agent **DE ROPATI PITOITUA**

April 4 Signed free agent **WR KEVIN WALTER**

April 5 Signed unrestricted free agent **C/G CHRIS SPENCER**

April 19 Waived **RB DARREN EVANS**

April 22 Re-signed restricted free agent **C/G FERNANDO VELASCO**

April 25 Drafted **G CHANCE WARMACK** (first round, 10th overall)

April 26 Traded a 2013 second round selection (40th overall), a 2013 seventh round selection (216th overall) and a 2014 third round selection to San Francisco for the 49ers' 2013 second round selection (34th overall); drafted **WR JUSTIN HUNTER** (second round, 34th overall), **CB BLIDI WREH-WILSON** (third round, 70th overall) and **LB ZAVIAR GOODEN** (third round, 97th overall)

April 27 Drafted **C BRIAN SCHWENKE** (fourth round, 107th overall), **DE LAVAR EDWARDS** (fifth round, 142nd overall), **CB KHALID WOOTEN** (sixth round, 202nd overall) and **S DAIMION STAFFORD** (seventh round, 248th overall)

May 1 Terminated vested veteran **WR LAVELLE HAWKINS**; waived **WR MICHAEL CALVIN** and **S SUAESI TUIMAUNEI**

May 8 Waived **RB JAMIE HARPER**; signed unrestricted free agent **RB JALEN PARMELE**

May 10 Signed the following undrafted free agents: **C ELOY ATKINSON**, **CB GEORGE BAKER**, **K MAIKON BONANI**, **DT STEFAN CHARLES**, **TE JOHN DOYLE**, **WR TRAVIS HARVEY**, **RB STEFPHON JEFFERSON**, **G OSCAR JOHNSON**, **DE NIGEL NICHOLAS**, **CB MATTHEW PIERCE**, **WR RASHAD ROSS**, **T MATT SEWELL**, **WR DONTEL WATKINS**, **LB JONATHAN WILLARD**, **LB TOM WORT**

May 11 Waived **LB TOM WORT** failed physical

May 13 Signed unrestricted free agent **DT ANTONIO JOHNSON**

May 14 Waived **T MATT SEWELL** left squad

May 15 Waived **RB STEFPHON JEFFERSON**; signed free agent **RB ALVESTER ALEXANDER** and **LB GREG JONES**

May 30 Signed fourth-round choice **C BRIAN SCHWENKE**, fifth-round choice **DE LAVAR EDWARDS**, sixth-round choice **CB KHALID WOOTEN** and seventh-round choice **S DAIMION STAFFORD**

June 5 Signed third-round choice **LB ZAVIAR GOODEN**

June 6 Terminated vested veteran **C/G EUGENE AMANO**

June 13 Signed second-round choice **WR JUSTIN HUNTER**

June 19 Signed free agent **T BARRY RICHARDSON**

June 20 Signed third-round choice **BLIDI WREH-WILSON**

July 24 Waived **RB ALVESTER ALEXANDER** and **QB NATHAN ENDERLE**; signed free agent **RB JACKIE BATTLE** and **TE DeMARCO COSBY**

July 25 Declared **S ROBERT JOHNSON** and **TE DELANIE WALKER** physically unable to perform

July 26 Declared **WR KEVIN WALTER** physically unable to perform

July 30 Signed first-round choice **G CHANCE WARMACK**

July 31 Waived **WR TRAVIS HARVEY**; signed free agent **WR JUSTIN HILTON**

August 6 Waived injured **CB MATTHEW PIERCE**; signed free agent **LB KADARRON ANDERSON**

August 8 Waived **CB MATTHEW PIERCE** from reserve/injured with an injury settlement

August 11 Waived **LB THADDEUS GIBSON**; waived **S ROBERT JOHNSON** failed physical; signed free agent **LB GARY GUYTON** and **S COREY LYNCH**

August 19 Moved **TE DELANIE WALKER** from Physically Unable to Perform to active roster

August 26 Terminated vested veteran **T BARRY RICHARDSON**; waived **LB KADARRON ANDERSON**, **C ELOY ATKINSON**, **CB GEORGE BAKER**, **K MAIKON BONANI**, **WR DIONDRE BOREL**, **WR JUSTIN HILTON**, **G OSCAR JOHNSON**, **WR ROBERTO WALLACE**, **TE MARTELL WEBB** and **S TRACY WILSON**; waived injured **LB GREG JONES**; waived **TE DeMARCO COSBY** with an injury settlement

August 27 Waived injured **S MARKELLE MARTIN**; placed **WR KEVIN WALTER** on reserve/physically unable to perform list

August 30 Terminated vested veterans **LB GARY GUYTON**, **RB JALEN PARMELE** and **G KASEY STUDDARD**; waived **S AL AFALAVA**, **T DANIEL BALDRIDGE**, **DT ZACH CLAYTON**, **DT DaJOHN HARRIS**, **DE NIGEL NICHOLAS** and **WR DONTEL WATKINS**; waived injured **TE BRANDON BARDEN**

August 31 Placed **WR MARC MARIANI** on injured reserve; terminated vested veterans **S COREY LYNCH**, **LB TIM SHAW** and **C/G FERNANDO VELASCO**; waived **DT STEFAN CHARLES**, **TE JACK DOYLE**, **FB COLLIN MOONEY**, **WR RASHAD ROSS**, **QB RUSTY SMITH**, **LB SCOTT SOLOMON**, **LB JONATHAN WILLARD** and **CB KHALID WOOTEN**; waived **LB GREG JONES** from reserve/injured with an injury settlement

September 1 Signed **DT STEFAN CHARLES**, **FB COLLIN MOONEY**, **WR RASHAD ROSS**, **LB JONATHAN WILLARD** and **CB KHALID WOOTEN** to the practice squad

September 2 Signed **T AL NETTER**, **TE ADAM SCHILTZ** and **QB RUSTY SMITH** to the practice squad

September 7 Placed **FB QUINN JOHNSON** on injured reserve; signed **FB COLLIN MOONEY** from the practice squad to the active roster

September 10 Terminated vested veterans **FB QUINN JOHNSON** and **S MARKELLE MARTIN** from injured reserve with injury settlements; signed **T JEFF ADAMS** to the practice squad

October 5 Terminated vested veterans **DE KEYUNTA DAWSON**; signed **QB RUSTY SMITH** from the practice squad to the active roster

October 8 Released **T AL NETTER** from the practice squad; signed **LB BRANDON COPELAND** and **RB KENDALL GASKINS** to the practice squad; waived **TE BRANDON BARDEN** from reserve/injured

October 16 Waived **WR MICHAEL PRESTON**; signed free agent **LB ZAC DILES**

October 18 Released **RB KENDALL GASKINS** from the practice squad; signed **WR MICHAEL PRESTON** to the practice

2013–2014 TITANS TRANSACTIONS

squad

October 21 Terminated vested veteran **RB DARIUS REYNAUD**

October 28 Signed free agent **S COREY LYNCH**

October 30 Placed **G/C ROB TURNER** on injured reserve; signed free agent **G/T PAT McQUISTAN**; released **WR RASHAD ROSS** from the practice squad; practice squad **DT STEFAN CHARLES** signed to the Buffalo Bills active roster; signed **G OSCAR JOHNSON** and **DT CHIGBO ANUNOBY** to the practice squad

November 5 Released **LB BRANDON COPELAND** from the practice squad; signed **WR DEVON WYLIE** to the practice squad

November 12 Placed **QB JAKE LOCKER** on injured reserve; waived **C/T PAT McQUISTAN**; signed free agent **C/G KEVIN MATTHEWS**; signed **WR DEVON WYLIE** from the practice squad to the active roster; signed **LB BRANDON COPELAND** to the practice squad

November 18 Placed **CB TOMMIE CAMPBELL** on injured reserve; signed free agent **QB JOHN SKELTON**

November 22 Claimed **DB MICAH PELLERIN** off waivers from the Dallas Cowboys; waived **S COREY LYNCH**

November 26 Waived **C/G KEVIN MATTHEWS** and **WR DEVON WYLIE**; placed **DT CHIGBO ANUNOBY** on practice squad/injured; placed **S MICHAEL GRIFFIN** on the reserve/suspended list by the league for repeated violations of player safety rules

November 27 Signed free agents **RB LEON WASHINGTON** and **S SHANN SCHILLINGER**; signed **DT FRANK KEARSE** and **C/G TYLER HORN** to the practice squad; released **G OSCAR JOHNSON** from the practice squad

November 28 Signed free agent **C/G KEVIN MATTHEWS**

December 3 Placed **FB COLLIN MOONEY** on injured reserve; waived **LB ZAC DILES** and **S SHANN SCHILLINGER**; signed free agent **FB QUINN JOHNSON**; activated **S MICHAEL GRIFFIN** from the reserve/suspended list

December 4 Signed free agent **TE VISANTHE SHIANCOE**

December 7 Waived **C/G KEVIN MATTHEWS**; signed **WR MICHAEL PRESTON** from the practice squad to the active roster

December 10 Waived **TE VISANTHE SHIANCOE**; signed free agent **C/G KEVIN MATTHEWS**

December 11 Signed **DE ADEWALE OJOMO** to the practice squad

December 17 Waived **QB JOHN SKELTON**; signed **QB TYLER WILSON** from the Oakland Raiders' practice squad

December 18 Placed **CB COTY SENSABAUGH** on injured reserve; signed **CB KHALID WOOTEN** from the practice squad to the active roster; practice squad **DT FRANK KEARSE** signed to the Dallas Cowboys active roster; signed **CB GEORGE BAKER** and **DT KURT TAUFA'ASAU** to the practice squad

December 31 Signed **T JEFF ADAMS**, **DT CHIGBO ANUNOBY**, **CB GEORGE BAKER**, **LB BRANDON COPELAND**, **C TYLER HORN**, **DE ADEWALE OJOMO**, **TE ADAM SCHILTZ** and **LB JONATHAN WILLARD** to future contracts

2014

January 4 Organization and head coach **MIKE MUNCHAK** agree to part ways; signed **K MAIKON BONANI**, **DE MARCUS DIXON** and **TE JASON SCHEPLER** to future contracts

January 8 Signed **WR LAMONT BRYANT**, **LB DAVID HINDS** and **WR ISAIAH WILLIAMS** to future contracts

January 13 Named **KEN WHISENHUNT** the 17th head coach in franchise history

January 15 Released tight ends coach **GEORGE HENSHAW**, offensive coordinator **DOWELL LOGGAINS**, offensive line coach **BRUCE MATTHEWS**, linebackers coach **CHET PARLAVECCHIO** and quarterbacks coach **DAVE RAGONE** from their contracts

January 17 Hired **JASON MICHAEL** as offensive coordinator

January 18 Hired **LOU SPANOS** as linebackers coach

January 20 Hired **RAY HORTON** as defensive coordinator and **LOUIE CIOFFI** as secondary coach

January 22 Hired **MIKE MULARKEY** as tight end coach, **JOHN McNULTY** as quarterbacks coach and **KEVIN PATULLO** as assistant wide receivers coach

January 23 Hired **BOB BOSTAD** as offensive line coach and **GIFF SMITH** as defensive line coach

January 28 Hired **MIKE SULLIVAN** as assistant offensive line coach

January 30 Hired **NICK EASON** as assistant defensive line coach

February 4 Hired **CANNON MATTHEWS** as quality control coordinator - defense

March 12 Re-signed unrestricted free agent **DE ROPATI PITOITUA**; terminated vested veteran **T DAVID STEWART** with a failed physical

March 13 Signed unrestricted free agents **RB DEXTER McCLUSTER** and **DE AL WOODS**

March 14 Signed unrestricted free agents **QB CHARLIE WHITEHURST** and **LB WESLEY WOODYARD**; terminated vested veteran **QB RYAN FITZPATRICK**

March 15 Signed unrestricted free agent **T MICHAEL OHER**

March 19 Terminated vested veteran **K ROB BIRONAS**

March 26 Re-signed unrestricted free agent **DT ANTONIO JOHNSON** and **WR MARC MARIANI**

March 27 Re-signed unrestricted free agent **RB LEON WASHINGTON**

March 28 Signed unrestricted free agent **LB SHAUN PHILLIPS**

April 3 Signed unrestricted free agent **G/C ERIC OLSEN**

April 7 Terminated vested veteran **RB CHRIS JOHNSON**; waived **DE ADEWALE OJOMO**; signed unrestricted free agent **C/G CHRIS SPENCER**

May 2 Signed free agent **WR BRIAN ROBISKIE**

May 8 Drafted **T TAYLOR LEWAN** (first round, 11th overall)

May 9 Traded a 2014 second round selection (42nd overall) to Philadelphia for the Eagles' 2014 second round selection (54th overall) and the Eagles' 2014 fourth round selection (122nd overall); drafted **RB BISHOP SANKEY** (second round, 54th overall)

May 10 Drafted **DL DaQUAN JONES** (fourth round, 112nd overall), **DB MARQUESTON HUFF** (fourth round, 122nd overall), **LB AVERY WILLIAMSON** (fifth round, 151st overall); Traded a 2014 sixth round selection (186th overall) and a 2014 seventh round selection (228th overall) to Washington for the Redskins' 2014 sixth round selection (178th overall); drafted **QB ZACH METTENBERGER** (seventh round, 178th overall)

May 12 Signed the following undrafted free agents: **CB RI'SHARD ANDERSON**, **RB ANTONIO ANDREWS**, **LB JAMES GAYLE**, **C GABE IKARD**, **G JUSTIN McCRAY**, **LB JAMAL MERRELL**, **WR JAZ REYNOLDS**, **S HAKEEM SMITH**, **WR JOSH STEWART**, **WR DEREL WALKER**, **WR ERIC WARD** and **TE DAVID WRIGHT**

May 16 Signed undrafted free agents **K TRAVIS COONS** and **T WILL POEHLS;** signed fourth-round choices **DL DaQUAN JONES** and **DB MARQUESTON HUFF**

May 20 Terminated vested veteran **FB QUINN JOHNSON**; waived **CB GEORGE BAKER** and **LB JAMAL MERRELL**; waived injured **WR ERIC WARD**; signed free agents **LB DAVID GILBERT**, **WR JULIAN HORTON**, **RB WAYMON JAMES**, **G/T VIONDY MERISMA** and **CB WINSTON WRIGHT**

May 21 Signed fifth-round choice **LB AVERY WILLIAMSON** and sixth-round choice **QB ZACH METTENBERGER**

June 4 Waived injured **WR JOSH STEWART**; signed free agent **DB MARC ANTHONY**

June 13 Waived injured **LB JAMES GAYLE**; signed free agent **WR RICO RICHARDSON**

June 17 Waived **WR LAMONT BRYANT**; signed free agent **WR DEREK HAGAN**

June 18 Signed second-round choice **RB BISHOP SANKEY**

June 19 Waived **TE DAVID WRIGHT**; signed free agent **TE DORIN DICKERSON**

TENNESSEE TITANS 2013 PARTICIPATION CHART

Player	9/8 @Pit	9/15 @Hou	9/22 SD	9/29 NYJ	10/6 KC	10/13 @Sea	10/20 SF	11/3 @StL	11/10 Jax	11/14 Ind	11/24 @Oak	12/1 @Ind	12/8 @Den	12/15 Ari	12/22 @Jax	12/29 Hou	Season Totals GP	GS	DNP	IA
Adams, Jeff	X	PS	PS	PS	PS	PS	PS	PS	PS	PS	PS	PS	PS	PS	PS	PS	0	0	0	0
Anunoby, Chigbo	X	X	X	X	X	X	X	PS	PS	PS	PS	PS-I	PS-I	PS-I	PS-I	PS-I	0	0	0	0
Ayers, Akeem	SLB	SLB	SLB	P	SLB	SLB	SLB	SLB	SLB	SLB	SLB	SLB	P	SLB	SLB	SLB	16	14	0	0
Bailey, Patrick	P	P	P	IA	P	IA	IA	P	P	P	P	P	P	P	P	P	13	0	0	3
Baker, George	X	X	X	X	X	X	X	X	X	X	X	X	X	X	PS	PS	0	0	0	0
Barden, Brandon	IR	IR	IR	IR	IR	X	X	X	X	X	X	X	X	X	X	X	0	0	0	0
Battle, Jackie	P	P	P	P	P	P	P	P	P	P	P	P	P	P	P	P	16	0	0	0
Bironas, Rob	P	P	P	P	P	P	P	P	P	P	P	P	P	P	P	P	16	0	0	0
Brinkley, Beau	P	P	P	P	P	P	P	P	P	P	P	P	P	P	P	P	16	0	0	0
Britt, Kenny	WR	WR	WR	IA	P	P	P	P	P	P	P	P	IA	P	IA	IA	12	3	0	4
Brown, Zach	WLB	WLB	WLB	WLB	WLB	WLB	WLB	WLB	P	WLB	WLB	WLB	P	WLB	P	WLB	16	13	0	0
Campbell, Tommie	P	P	P	P	P	P	P	P	IA	IA	IR	IR	IR	IR	IR	IR	8	0	0	2
Casey, Jurrell	DT	DT	DT	DT	DT	P	DT	DT	DT	DT	DT	DT	DT	DT	DT	IA	15	14	0	1
Charles, Stefan	PS	PS	PS	PS	PS	PS	PS	X	X	X	X	X	X	X	X	X	0	0	0	0
Copeland, Brandon	X	X	X	X	X	PS	PS	PS	X	PS	PS	PS	PS	PS	PS	PS	0	0	0	0
Dawson, Keyunta	IA	IA	P	P	X	X	X	X	X	X	X	X	X	X	X	X	2	0	0	2
Diles, Zac	X	X	X	X	X	X	P	IA	IA	P	IA	IA	X	X	X	X	2	0	0	4
Edwards, Lavar	IA	IA	IA	IA	P	P	DE	IA	IA	IA	P	P	IA	P	IA	P	7	1	0	9
Fitzpatrick, Ryan	DNP	DNP	DNP	P	QB	QB	DNP	DNP	P	QB	QB	QB	QB	QB	QB	QB	11	9	5	0
Fokou, Moise	MLB	MLB	MLB	MLB	MLB	MLB	IA	IA	IA	IA	MLB	MLB	MLB	MLB	MLB	MLB	12	12	0	4
Gaskins, Kendall	X	X	X	X	X	PS	X	X	X	X	X	X	X	X	X	X	0	0	0	0
Gooden, Zaviar	IA	IA	IA	P	P	IA	IA	P	P	IA	P	P	WLB	P	IA	P	9	1	0	7
Greene, Shonn	P	IA	IA	IA	IA	IA	P	P	P	P	P	P	P	P	P	P	11	0	0	5
Griffin, Michael	FS	FS	FS	FS	FS	FS	FS	IA	FS	FS	FS	SUS	FS	FS	FS	FS	14	14	0	1
Hill, Sammie	DT	P	IA	IA	IA	P	P	DT	DT	DT	DT	DT	DT	DT	DT	DT	13	10	0	3
Horn, Tyler	X	X	X	X	X	X	X	X	X	X	X	PS	PS	PS	PS	PS	0	0	0	0
Hunter, Justin	IA	P	P	P	P	P	P	P	P	P	P	P	P	IA	P	P	14	0	0	2
Johnson, Antonio	P	P	DT	DT	DT	DT	DT	P	P	P	P	P	P	P	P	DT	16	6	0	0
Johnson, Chris	RB	RB	RB	RB	RB	RB	RB	RB	RB	RB	RB	RB	RB	RB	RB	RB	16	16	0	0
Johnson, Oscar	X	X	X	X	X	X	X	PS	PS	PS	PS	X	X	X	X	X	0	0	0	0
Johnson, Quinn	IR	X	X	X	X	X	X	X	X	X	X	X	P	P	P	P	4	0	0	0
Kearse, Frank	X	X	X	X	X	X	X	X	X	X	X	PS	PS	PS	X	X	0	0	0	0
Kern, Brett	P	P	P	P	P	P	P	P	P	P	P	P	P	P	P	P	16	0	0	0
Klug, Karl	P	DT	P	P	P	P	P	P	DE	P	P	P	DE	P	P	P	16	3	0	0
Levitre, Andy	LG	LG	LG	LG	LG	LG	LG	LG	LG	LG	LG	LG	LG	LG	LG	LG	16	16	0	0
Locker, Jake	QB	QB	QB	QB	IA	IA	QB	QB	QB	IR	IR	IR	IR	IR	IR	IR	7	7	0	2
Lynch, Corey	X	X	X	X	X	X	X	P	P	P	X	X	X	X	X	X	3	0	0	0
Mariani, Marc	IR	IR	IR	IR	IR	IR	IR	IR	IR	IR	IR	IR	IR	IR	IR	IR	0	0	0	0
Martin, Markelle	IR	X	X	X	X	X	X	X	X	X	X	X	X	X	X	X	0	0	0	0
Martin, Mike	P	P	P	P	P	DT	P	P	P	P	IA	IA	P	IA	P	P	13	1	0	3
Matthews, Kevin	X	X	X	X	X	X	X	X	X	DNP	IA	IA	X	IA	IA	IA	0	0	1	5
McCarthy, Colin	P	P	P	P	P	P	MLB	MLB	MLB	MLB	P	P	P	P	WLB	P	16	5	0	0
McCourty, Jason	CB	CB	CB	CB	CB	CB	CB	CB	CB	CB	CB	CB	CB	CB	CB	CB	16	16	0	0
McQuistan, Pat	X	X	X	X	X	X	X	IA	IA	X	X	X	X	X	X	X	0	0	0	2
Mooney, Collin	FB	FB	P	FB	P	P	P	FB	P	P	P	P	IR	IR	IR	IR	12	4	0	0
Morgan, Derrick	DE	DE	DE	DE	DE	P	IA	DE	DE	DE	DE	DE	DE	DE	DE	DE	15	14	0	1
Netter, Al	PS	PS	PS	PS	PS	X	X	X	X	X	X	X	X	X	X	X	0	0	0	0
Ojomo, Adewale	X	X	X	X	X	X	X	X	X	X	X	X	X	PS	PS	PS	0	0	0	0
Otto, Mike	P	P	P	P	P	P	P	RT	RT	IA	P	P	P	P	P	P	15	2	0	1
Pellerin, Micah	X	X	X	X	X	X	X	X	X	X	IA	P	IA	IA	P	P	3	0	0	3
Pitoitua, Ropati	DE	P	DE	DE	DE	DE	DE	DE	P	DE	DE	DE	P	DE	DE	DE	16	13	0	0
Pollard, Bernard	SS	SS	SS	SS	SS	SS	SS	SS	SS	SS	SS	SS	SS	SS	SS	SS	16	16	0	0
Preston, Michael	IA	P	P	P	IA	P	PS	PS	PS	PS	PS	PS	P	P	P	IA	7	0	0	3
Reynaud, Darius	P	P	P	P	P	P	P	X	X	X	X	X	X	X	X	X	7	0	0	0
Roos, Michael	LT	LT	LT	LT	LT	LT	LT	LT	LT	LT	LT	LT	LT	LT	LT	LT	16	16	0	0
Ross, Rashad	PS	PS	PS	PS	PS	PS	PS	X	X	X	X	X	X	X	X	X	0	0	0	0
Schillinger, Shann	X	X	X	X	X	X	X	X	X	X	X	P	X	X	X	X	1	0	0	0
Schiltz, Adam	PS	PS	PS	PS	PS	PS	PS	PS	PS	PS	PS	PS	PS	PS	PS	PS	0	0	0	0
Schwenke, Brian	IA	IA	IA	IA	IA	IA	C	C	C	IA	C	C	C	C	C	C	9	9	0	7
Sensabaugh, Coty	P	CB	P	P	P	P	P	P	DB	P	P	P	DB	P	IR	IR	14	3	0	0
Shiancoe, Visanthe	X	X	X	X	X	X	X	X	X	X	X	X	TE	X	X	X	1	1	0	0
Skelton, John	X	X	X	X	X	X	X	X	X	X	IA	IA	IA	IA	X	X	0	0	0	4
Smith, Rusty	PS	PS	PS	PS	DNP	DNP	IA	IA	IA	DNP	DNP	DNP	DNP	DNP	DNP	DNP	0	0	9	3
Spencer, Chris	P	P	P	P	P	P	P	P	P	C	P	P	P	P	P	P	16	1	0	0
Stafford, Daimion	P	P	P	P	P	P	P	P	P	P	P	P	P	P	P	P	16	0	0	0
Stevens, Craig	TE	TE	TE	TE	TE	TE	TE	TE	TE	TE	TE	IA	P	TE	TE	TE	15	14	0	1
Stewart, David	RT	RT	RT	RT	RT	RT	RT	IA	IA	RT	RT	RT	RT	RT	IA	IA	12	12	0	4
Stingily, Byron	IA	IA	IA	IA	IA	IA	IA	P	P	P	IA	IA	IA	IA	RT	RT	5	2	0	11
Taufa'Asau, Kurt	X	X	X	X	X	X	X	X	X	X	X	X	X	X	PS	PS	0	0	0	0
Thompson, Taylor	P	P	P	P	P	TE	P	P	P	P	P	TE	TE	P	P	P	16	3	0	0
Turner, Rob	C	C	C	C	C	C	IA	IR	IR	IR	IR	IR	IR	IR	IR	IR	6	6	0	1
Verner, Alterraun	CB	CB	CB	CB	CB	CB	CB	CB	CB	CB	CB	CB	CB	CB	CB	CB	16	16	0	0
Walker, Delanie	P	P	TE	P	TE	TE	TE	P	TE	TE	TE	TE	IA	TE	TE	TE	15	11	0	1
Walter, Kevin	PUP	PUP	PUP	PUP	PUP	PUP	PUP	PUP	PUP	PUP	PUP	PUP	PUP	PUP	PUP	PUP	0	0	0	0
Warmack, Chance	RG	RG	RG	RG	RG	RG	RG	RG	RG	RG	RG	RG	RG	RG	RG	RG	16	16	0	0
Washington, Leon	X	X	X	X	X	X	X	X	X	X	X	P	P	P	P	P	5	0	0	0
Washington, Nate	WR	WR	WR	WR	WR	P	WR	WR	WR	WR	WR	WR	WR	WR	WR	WR	16	15	0	0
Willard, Jonathan	PS	PS	PS	PS	PS	PS	PS	PS	PS	PS	PS	PS	PS	PS	PS	PS	0	0	0	0
Williams, Damian	P	IA	P	P	P	WR	P	P	P	IA	IA	IA	IA	IA	P	P	10	1	0	6
Wilson, George	P	P	P	DB	P	P	P	FS	P	P	P	FS	P	P	P	P	16	3	0	0
Wilson, Tyler	X	X	X	X	X	X	X	X	X	X	X	X	X	X	IA	IA	0	0	0	2
Wimbley, Kamerion	P	P	P	P	P	DE	P	P	P	P	P	P	P	P	P	P	16	1	0	0
Wooten, Khalid	PS	PS	PS	PS	PS	PS	PS	PS	PS	PS	PS	PS	PS	PS	IA	IA	0	0	0	2
Wreh-Wilson, Blidi	P	P	IA	P	IA	IA	P	P	P	P	P	P	P	P	P	P	13	0	0	3
Wright, Kendall	P	P	P	WR	WR	P	WR	WR	WR	WR	WR	WR	WR	WR	WR	WR	16	12	0	0
Wylie, Devon	X	X	X	X	X	X	X	X	PS	P	P	X	X	X	X	X	2	0	0	0

Starters indicated by position (QB, RB, MLB, etc.); P = played but did not start; DNP = active but did not play; IA = inactive for game; PS = practice squad; PS-I = practice squad injured reserve; X = not on roster; IR = injured reserve; SUS = reserve/suspended; NFI = non-football injury; PUP = physically unable to perform

2013 TENNESSEE TITANS REGULAR SEASON STATISTICS

Won 7, Lost 9

Date	W-L	Score	OT	Opponent	Attendance
09/08	W	16-9		at Pittsburgh	61,585*
09/15	L	24-30	OT	at Houston	71,718*
09/22	W	20-17		San Diego	69,143*
09/29	W	38-13		New York Jets	69,143*
10/06	L	17-26		Kansas City	69,143*
10/13	L	13-20		at Seattle	68,127*
10/20	L	17-31		San Francisco	69,143*
11/03	W	28-21		at St. Louis	54,617*
11/10	L	27-29		Jacksonville	69,143*
11/14	L	27-30		Indianapolis	69,143*
11/24	W	23-19		at Oakland	46,001*
12/01	L	14-22		at Indianapolis	65,502*
12/08	L	28-51		at Denver	76,554*
12/15	L	34-37	OT	Arizona	69,143*
12/22	W	20-16		at Jacksonville	60,559*
12/29	W	16-10		Houston	69,143*

*Sellout

Statistic	Tenn.	Opp.
Total First Downs	**311**	**329**
Rushing	103	108
Passing	172	191
Penalty	36	30
3rd Down: Made/Att	94/227	69/201
3rd Down Pct.	41.4	34.3
4th Down: Made/Att	11/17	7/11
4th Down Pct.	64.7	63.6
Possession Avg.	**30:00**	**30:00**
Total Net Yards	**5390**	**5407**
Avg. Per Game	336.9	337.9
Total Plays	1032	1027
Avg. Per Play	5.2	5.3
Net Yards Rushing	**1894**	**1795**
Avg. Per Game	118.4	112.2
Total Rushes	462	446
Net Yards Passing	**3496**	**3612**
Avg. Per Game	218.5	225.8
Sacked/Yards Lost	37/214	36/227
Gross Yards	3710	3839
Att./Completions	533/328	545/344
Completion Pct.	61.5	63.1
Had Intercepted	16	13
Punts/Average	**79/42.9**	**76/45.0**
Net Punting Avg.	79/39.7	76/40.0
Penalties/Yards	**101/900**	**95/779**
Fumbles/Ball Lost	**27/9**	**24/12**
Touchdowns	**41**	**40**
Rushing	16	21
Passing	22	15
Returns	3	4

Score By Periods	Q1	Q2	Q3	Q4	OT	PTS
Team	**71**	**77**	**65**	**149**	**0**	**362**
Opponents	**76**	**83**	**88**	**125**	**9**	**381**

Scoring	TD	Rush	Rec	Ret	K-PAT	FG	S	PTS
Bironas	0	0	0	0	41/41	25/29	0	116
C. Johnson	10	6	4	0			0	60
Walker	6	0	6	0			0	36
Greene	4	4	0	0			0	24
Hunter	4	0	4	0			0	24
Fitzpatrick	3	3	0	0			0	18
N. Washington	3	0	3	0			0	18
Locker	2	2	0	0			0	12
Preston	2	0	2	0			0	12
Wright	2	0	2	0			0	12
Battle	1	1	0	0			0	6
Klug	1	0	0	1b			0	6
McCourty	1	0	0	1c			0	6
Thompson	1	0	1	0			0	6
Verner	1	0	0	1a			0	6
Team	**41**	**16**	**22**	**3**	**41/41**	**25/29**	**0**	**362**
Opponents	**40**	**21**	**15**	**4**	**37/38**	**32/39**	**3**	**381**

a - 23-yd interception return at Houston, 9/15; **b** - fumble recovery in end zone, 9/29; **c** - 77-yd fumble return

2-Pt Conv: TM 0-0, OPP 1-1
Sacks: Casey 10.5, Morgan 6, Brown 4, Pitoitua 4, A. Johnson 3, Wimbley 3, Klug 2, Ayers 1, Fokou 1, Mi. Martin 1, Pollard 0.5, **TM 36, OPP 37**

Rushing	No.	Yds	Avg	Long	TD
C. Johnson	279	1077	3.9	30t	6
Greene	77	295	3.8	29	4
Fitzpatrick	43	225	5.2	26	3
Locker	24	155	6.5	39	2
Battle	36	142	3.9	37	1
Kern	2	0	0.0	0	0
Reynaud	1	0	0.0	0	0
Team	**462**	**1894**	**4.1**	**39**	**16**
Opponents	**446**	**1795**	**4.0**	**60**	**21**

Receiving	No.	Yds	Avg	Long	TD
Wright	94	1079	11.5	45	2
Walker	60	571	9.5	33	6
N. Washington	58	919	15.8	77t	3
C. Johnson	42	345	8.2	66t	4
Hunter	18	354	19.7	57	4
Williams	15	178	11.9	32	0
Britt	11	96	8.7	15	0
Greene	6	39	6.5	28	0
Mooney	6	32	5.3	22	0
Preston	5	37	7.4	10t	2
Battle	4	36	9.0	24	0
Thompson	3	13	4.3	9t	1
Stevens	2	5	2.5	6	0
Shiancoe	2	2	1.0	3	0
Reynaud	1	4	4.0	4	0
Fitzpatrick	1	0	0.0	0	0
Team	**328**	**3710**	**11.3**	**77t**	**22**
Opponents	**344**	**3839**	**11.2**	**55**	**15**

Interceptions	No.	Yds	Avg	Long	TD
Verner	5	68	13.6	34	1
Pollard	3	36	12.0	32	0
Ayers	1	5	5.0	5	0
Brown	1	3	3.0	3	0
McCarthy	1	1	1.0	1	0
Griffin	1	0	0.0	0	0
G. Wilson	1	0	0.0	0	0
Team	**13**	**113**	**8.7**	**34**	**1**
Opponents	**16**	**132**	**8.3**	**35**	**1**

Punting	No.	Yds	Avg	Net	TB	In	Lg	B
Kern	78	3386	43.4	39.7	2	32	63	1
Team	**79**	**3386**	**42.9**	**39.7**	**2**	**32**	**63**	**1**
Opponents	**76**	**3422**	**45.0**	**40.0**	**7**	**28**	**61**	**0**

Punt Returns	Ret	FC	Yds	Avg	Long	TD
Reynaud	18	8	135	7.5	35	0
L. Washington	6	9	78	13.0	33	0
Williams	4	3	12	3.0	8	0
Wylie	2	0	4	2.0	4	0
Verner	1	0	11	11.0	11	0
Team	**31**	**20**	**240**	**7.7**	**35**	**0**
Opponents	**35**	**25**	**210**	**6.0**	**24**	**0**

Kickoff Returns	No.	Yds	Avg	Long	TD
L. Washington LG	17	500	29.4	95	0
L. Washington TM	16	481	30.1	95	0
Reynaud	15	355	23.7	40	0
Williams	5	123	24.6	37	0
Wylie	5	94	18.8	23	0
Bailey	1	0	0.0	0	0
Battle	1	26	26.0	26	0
Verner	1	17	17.0	17	0
Team	**44**	**1096**	**24.9**	**95**	**0**
Opponents	**45**	**1099**	**24.4**	**46**	**0**

Field Goals	1-19	20-29	30-39	40-49	50+
Bironas	0/0	10/10	8/9	5/7	2/3
Team	**0/0**	**10/10**	**8/9**	**5/7**	**2/3**
Opponents	**2/2**	**6/6**	**6/8**	**15/18**	**3/5**

Bironas: (26G,44G,27G) (48N,47G) (20G,43N,37G) (26G) (22G,32N) (38G,25G) (31G) () (39G,37G) (25G,38G) (33G,22G,23G) () () (45G,50N,24G) (45G,52G) (42G,55G,37G)
OPP: () (50N,50N,46N) (44G,38B) (45G,47G) (29G,24G, 33G,48G) (31G,29G) (44G) (44N) (32G,44G) (48G,30G, 50G) (52G,48G,24G,32N,48N,42G) (47G,48G,45G,37G, 49G) (25G,64G,19G) (25G,47G,41G) (36G) (19G)

FUM/Lost: Fitzpatrick 9/2, C. Johnson 3/2, Locker 3/1, Kern 2/0, Williams 2/1, Wright 2/0, Wylie(TM) 2/1, Bailey 1/1, Reynaud(TM) 1/1, Walker 1/0, L. Washington(LG) 1/0, L. Washington(TM) 1/0

Passing	Att	Cmp	Yds	Cmp%	Yds/Att	TD	TD%	Int	Int%	Long	Sack/Lost	Rating
Fitzpatrick	350	217	2454	62.0	7.01	14	4.0	12	3.4	77t	21/109	82.0
Locker	183	111	1256	60.7	6.86	8	4.4	4	2.2	66t	16/105	86.7
Team	**533**	**328**	**3710**	**61.5**	**6.96**	**22**	**4.1**	**16**	**3.0**	**77t**	**37/214**	**83.6**
Opponents	**545**	**344**	**3839**	**63.1**	**7.04**	**15**	**2.8**	**13**	**2.4**	**55**	**36/227**	**83.3**

2013 TENNESSEE TITANS REGULAR SEASON DEFENSIVE STATISTICS

	TACKLES			SACKS				INTERCEPTIONS					FUMBLES		
PLAYER	Tot	Solo	Asst	Sk	Yds	QBP	TFL	No	Yds	Lg	TD	PD	FF	FR	Yds
Pollard, Bernard	142	93	49	0.5	5	2	3	3	36	32	0	12	0	0	0
Brown, Zach	117	80	37	4.0	26	4	4	1	3	3	0	5	1	1	0
Griffin, Michael	106	71	35	0.0	0	0	1	1	0	0	0	5	2	1	0
Fokou, Moise	98	67	31	1.0	0	1	1	0	0	0	0	0	2	1	0
Pitoitua, Ropati	91	42	49	4.0	30	2	2	0	0	0	0	4	0	0	0
Casey, Jurrell	90	49	41	10.5	61	10	3	0	0	0	0	3	1	1	0
McCourty, Jason	77	68	9	0.0	0	0	2	0	0	0	0	16	1	1	77
Verner, Alterraun	73	61	12	0.0	0	0	0	5	68	34	1	26	0	2	9
Ayers, Akeem	56	44	12	1.0	5	4	3	1	5	5	0	8	1	0	0
Morgan, Derrick	54	31	23	6.0	37	8	3	0	0	0	0	1	1	1	0
McCarthy, Colin	51	35	16	0.0	0	1	2	1	1	1	0	1	1	0	0
Hill, Sammie	40	26	14	0.0	0	1	0	0	0	0	0	7	0	1	0
Sensabaugh, Coty	37	29	8	0.0	0	0	1	0	0	0	0	6	0	2	0
Johnson, Antonio	35	19	16	3.0	13	3	2	0	0	0	0	1	0	0	0
Wilson, George	33	25	8	0.0	0	0	2	1	0	0	0	5	0	0	0
Klug, Karl	26	14	12	2.0	23	4	0	0	0	0	0	2	2	1	0
Wimbley, Kamerion	24	12	12	3.0	25	3	1	0	0	0	0	2	0	0	0
Martin, Mike	22	9	13	1.0	3	2	2	0	0	0	0	1	0	0	0
Edwards, Lavar	10	6	4	0.0	0	1	1	0	0	0	0	1	0	0	0
Wreh-Wilson, Blidi	9	6	3	0.0	0	0	1	0	0	0	0	1	1	0	0
Gooden, Zaviar	7	4	3	0.0	0	0	0	0	0	0	0	0	0	0	0
Campbell, Tommie	4	3	1	0.0	0	0	0	0	0	0	0	0	0	0	0
Stafford, Daimion	1	1	0	0.0	0	0	0	0	0	0	0	0	0	0	0
Dawson, Keyunta	0	0	0	0.0	0	0	0	0	0	0	0	0	0	0	0
Bailey, Patrick	0	0	0	0.0	0	0	0	0	0	0	0	0	0	0	0
TEAM TOTALS:	**1,203**	**795**	**408**	**36.0**	**227**	**46**	**34**	**13**	**113**	**34**	**1**	**107**	**13**	**12**	**86**

TITANS SPECIAL TEAMS STATISTICS

	TACKLES			FUMBLES		BLOCKS		
PLAYER	Tot	Solo	Asst	FF	FR	PAT	FG	PUNT
Wilson, George	19	11	8	0	0	0	0	0
McCarthy, Colin	17	10	7	0	0	0	0	0
Bailey, Patrick	13	8	5	0	0	0	0	0
Stafford, Daimion	12	8	4	1	0	0	0	0
Campbell, Tommie	11	7	4	0	0	0	0	0
Thompson, Taylor	10	6	4	0	0	0	0	0
Battle, Jackie	10	5	5	0	0	0	0	0
Gooden, Zaviar	7	4	3	0	0	0	0	0
Sensabaugh, Coty	6	5	1	0	0	0	0	0
Brinkley, Beau	6	3	3	0	0	0	0	0
Wreh-Wilson, Blidi	5	2	3	1	0	0	0	0
Bironas, Rob	5	2	3	0	0	0	0	0
Mooney, Collin	4	3	1	0	0	0	0	0
Lynch, Corey	3	1	2	0	0	0	0	0
Griffin, Michael	3	0	3	0	0	0	0	0
Reynaud, Darius	2	1	1	0	0	0	0	0
Stevens, Craig	2	1	1	0	0	0	0	0
Brown, Zach	1	1	0	0	0	0	0	0
Pellerin, Micah	1	1	0	0	0	0	0	0
Wimbley, Kamerion	1	0	1	0	0	0	0	0
Verner, Alterraun	1	0	1	0	0	0	0	0
Williams, Damian	0	0	0	0	1	0	0	0
Wylie, Devon	0	0	0	0	1	0	0	0
Washington, Leon	0	0	0	0	1	0	0	0
Pollard, Bernard	0	0	0	0	0	1	1	0
TEAM TOTALS:	**139**	**79**	**60**	**2**	**3**	**1**	**1**	**0**

MISCELLANEOUS STATISTICS

	TACKLES			FUMBLES	
PLAYER	Tot	Solo	Asst	FF	FR
Washington, Nate	5	5	0	0	0
Schwenke, Brian	2	2	0	0	1
Stewart, David	2	2	0	0	0
Walker, Delanie	2	2	0	0	1
Wright, Kendall	2	2	0	0	1
Battle, Jackie	1	1	0	0	0
Britt, Kenny	1	1	0	0	0
Otto, Mike	1	1	0	0	0
Roos, Michael	1	1	0	0	1
Johnson, Chris	1	1	0	0	2
Levitre, Andy	1	1	0	0	0
Fitzpatrick, Ryan	0	0	0	0	4
Kern, Brett	0	0	0	0	2
Locker, Jake	0	0	0	0	1
Warmack, Chance	0	0	0	0	1
TEAM TOTALS:	**19**	**19**	**0**	**0**	**14**

Legend:
Tot . . . . . Total Tackles
Solo . . . . . Unassisted Tackles
Asst . . . . . Assisted Tackles
Sk . . . . . Quarterback Sacks
Yds . . . . . Yards Lost on Sack
QBP . . . . . Quarterback Pressure
TFL . . . . . Tackle for Loss
Int . . . . . Interceptions
Yds . . . . . Interception Return Yards
TD . . . . . Interceptions Return Touchdowns
PD . . . . . Passes Defensed
FF . . . . . Forced Fumble
FR . . . . . Fumble Recoveries
Yds . . . . . Yards on Fumble Returns

2013 TENNESSEE TITANS PRESEASON STATISTICS

Won 1, Lost 3

Date	W-L	Score	OT	Opponent	Attendance
08/08	L	21-22		Washington	69,143*
08/17	L	19-27		at Cincinnati	43,462
08/24	W	27-16		Atlanta	69,143*
08/29	L	23-24		at Minnesota	62,603*

* Sellout

Statistic	Tenn.	Opp.
Total First Downs	**86**	**84**
Rushing	35	26
Passing	46	50
Penalty	5	8
3rd Down: Made/Att	27/58	24/52
3rd Down Pct.	46.6	46.2
4th Down: Made/Att	5/5	1/1
4th Down Pct.	100.0	100.0
Possession Avg.	**31:33**	**28:27**
Total Net Yards	**1459**	**1438**
Avg. Per Game	364.8	359.5
Total Plays	260	253
Avg. Per Play	5.6	5.7
Net Yards Rushing	587	576
Avg. Per Game	146.8	144.0
Total Rushes	132	113
Net Yards Passing	872	862
Avg. Per Game	218.0	215.5
Sacked/Yards Lost	8/40	11/65
Gross Yards	912	927
Att./Completions	120/80	129/80
Completion Pct.	66.7	62.0
Had Intercepted	2	2
Punts/Average	**13/42.6**	**15/44.7**
Net Punting Avg.	13/37.9	15/40.5
Penalties/Yards	**19/165**	**25/193**
Fumbles/Ball Lost	**4/3**	**5/3**
Touchdowns	**10**	**10**
Rushing	2	4
Passing	8	5
Returns	0	1

Score By Periods	Q1	Q2	Q3	Q4	OT	PTS
Team	**20**	**27**	**19**	**24**	**0**	**90**
Opponents	**20**	**31**	**17**	**21**	**0**	**89**

Scoring	TD	Rush	Rec	Ret	K-PAT	FG	S	PTS
Bironas	0	0	0	0	3/3	6/8	0	21
Hunter	2	0	2	0			0	12
Preston	2	0	2	0			0	12
Bonani	0	0	0	0	6/6	1/2	0	9
Barden	1	0	1	0			0	6
Doyle	1	0	1	0			0	6
Greene	1	1	0	0			0	6
C. Johnson	1	1	0	0			0	6
Q. Johnson	1	0	1	0			0	6
Washington	1	0	1	0			0	6
Team	**10**	**2**	**8**	**0**	**9/9**	**7/10**	**0**	**90**
Opponents	**10**	**4**	**5**	**1**	**9/9**	**6/8**	**0**	**89**

2-Pt Conv: **TM 0-1, OPP 1-1**

Sacks: Casey 2.5, Morgan 2, Anderson 1, Clayton 1, Dawson 1, Edwards 1, Mi. Martin 1, Fokou 0.5, Klug 0.5, Wimbley 0.5, **TM 11, OPP 8**
FUM/Lost: Doyle 1/1, Fitzpatrick 1/0, Locker 1/1, Schwenke 1/1

Rushing	No.	Yds	Avg	Long	TD
C. Johnson	20	155	7.8	58t	1
Battle	38	145	3.8	14	0
Greene	16	78	4.9	19t	1
Reynaud	19	77	4.1	18	0
Parmele	25	66	2.6	13	0
Locker	7	35	5.0	13	0
Fitzpatrick	3	29	9.7	19	0
Smith	4	2	0.5	5	0
Team	**132**	**587**	**4.4**	**58t**	**2**
Opponents	**113**	**576**	**5.1**	**43**	**4**

Receiving	No.	Yds	Avg	Long	TD
Preston	10	172	17.2	56	2
Washington	10	131	13.1	34	1
Williams	9	136	15.1	27	0
Hunter	7	62	8.9	17t	2
Doyle	6	56	9.3	17	1
Parmele	6	53	8.8	13	0
Britt	5	58	11.6	18	0
Wright	4	44	11.0	18	0
Battle	4	41	10.3	19	0
Thompson	3	27	9.0	16	0
Barden	3	16	5.3	6	1
Mooney	3	13	4.3	9	0
C. Johnson	3	11	3.7	8	0
Ross	2	64	32.0	50	0
Greene	2	12	6.0	13	0
Q. Johnson	2	11	5.5	9t	1
Stevens	1	5	5.0	5	0
Team	**80**	**912**	**11.4**	**56**	**8**
Opponents	**80**	**927**	**11.6**	**42**	**5**

Interceptions	No.	Yds	Avg	Long	TD
Stafford	1	9	9.0	9	0
Willard	1	4	4.0	4	0
Team	**2**	**13**	**6.5**	**9**	**0**
Opponents	**2**	**1**	**0.5**	**1**	**0**

Punting	No.	Yds	Avg	Net	TB	In	Lg	B
Kern	13	554	42.6	37.9	0	4	57	0
Team	**13**	**554**	**42.6**	**37.9**	**0**	**4**	**57**	**0**
Opponents	**15**	**671**	**44.7**	**40.5**	**1**	**4**	**61**	**0**

Punt Returns	Ret	FC	Yds	Avg	Long	TD
Wooten	3	2	20	6.7	13	0
Mariani	2	0	8	4.0	8	0
Reynaud	2	1	16	8.0	15	0
Team	**7**	**3**	**44**	**6.3**	**15**	**0**
Opponents	**7**	**3**	**61**	**8.7**	**27**	**0**

Kickoff Returns	No.	Yds	Avg	Long	TD
Reynaud	4	96	24.0	39	0
Wooten	3	74	24.7	28	0
Battle	1	11	11.0	11	0
Mariani	1	32	32.0	32	0
Team	**9**	**213**	**23.7**	**39**	**0**
Opponents	**7**	**275**	**39.3**	**109t**	**1**

Field Goals	1-19	20-29	30-39	40-49	50+
Bironas	0/0	3/3	1/3	1/1	1/1
Bonani	0/0	1/1	0/0	0/1	0/0
Team	**0/0**	**4/4**	**1/3**	**1/2**	**1/1**
Opponents	**0/0**	**3/3**	**3/3**	**0/2**	**0/0**

Bironas: () (44G,38N,37N) (39G,53G) (28G,29G,24G)
Bonani: () (47N,26G) () ()
TM: () (44G,38N,37N,47N,26G) (39G,53G) (28G,29G, 24G)
OPP: () (38G,26G) (27G,31G,46N,32G) (42N,25G)

Passing	Att	Cmp	Yds	Cmp%	Yds/Att	TD	TD%	Int	Int%	Long	Sack/Lost	Rating
Locker	49	33	338	67.3	6.90	1	2.0	0	0.0	34	5/29	93.8
Smith	39	24	278	61.5	7.13	2	5.1	1	2.6	50	3/11	89.5
Fitzpatrick	32	23	296	71.9	9.25	5	15.6	1	3.1	56	0/0	127.1
Team	**120**	**80**	**912**	**66.7**	**7.60**	**8**	**6.7**	**2**	**1.7**	**56**	**8/40**	**104.6**
Opponents	**129**	**80**	**927**	**62.0**	**7.19**	**5**	**3.9**	**2**	**1.6**	**42**	**11/65**	**90.2**

2013 TENNESSEE TITANS PRESEASON DEFENSIVE STATISTICS

	TACKLES			SACKS			INTERCEPTIONS					FUMBLES		
PLAYER	Tot	Solo	Asst	Sk	Yds	TFL	No	Yds	Lg	TD	PD	FF	FR	Yds
Campbell, Tommie	12	10	2	0.0	0.0	0	0	0	-	0	0	0	0	0
Fokou, Moise	11	6	5	0.5	1.5	0	0	0	-	0	0	0	0	0
McCourty, Jason	10	6	4	0.0	0.0	0	0	0	-	0	0	0	0	0
Sensabaugh, Coty	10	9	1	0.0	0.0	0	0	0	-	0	2	0	0	0
Griffin, Michael	10	8	2	0.0	0.0	0	0	0	-	0	0	0	0	0
Klug, Karl	9	4	5	0.5	1.5	1	0	0	-	0	0	0	0	0
Morgan, Derrick	8	5	3	2.0	11.0	3	0	0	-	0	0	0	0	0
Solomon, Scott	8	7	1	0.0	0.0	1	0	0	-	0	1	0	0	0
Wilson, George	8	6	2	0.0	0.0	0	0	0	-	0	1	0	0	0
Shaw, Tim	7	5	2	0.0	0.0	0	0	0	-	0	1	0	0	0
Wreh-Wilson, Blidi	7	6	1	0.0	0.0	0	0	0	-	0	1	0	0	0
Afalava, Al	7	6	1	0.0	0.0	0	0	0	-	0	1	0	0	0
Casey, Jurrell	7	5	2	2.5	20.5	1	0	0	-	0	0	1	1	0
Edwards, Lavar	7	6	1	1.0	6.0	3	0	0	-	0	0	0	0	0
Clayton, Zach	7	6	1	1.0	6.0	1	0	0	-	0	0	1	0	0
Bailey, Patrick	6	3	3	0.0	0.0	0	0	0	-	0	0	0	0	0
McCarthy, Colin	6	5	1	0.0	0.0	0	0	0	-	0	0	0	0	0
Anderson, Kadarron	6	4	2	1.0	7.0	1	0	0	-	0	0	0	0	0
Pollard, Bernard	6	4	2	0.0	0.0	0	0	0	-	0	0	0	0	0
Charles, Stefan	6	5	1	0.0	0.0	0	0	0	-	0	0	0	0	0
Johnson, Antonio	6	4	2	0.0	0.0	0	0	0	-	0	0	0	0	0
Lynch, Corey	5	3	2	0.0	0.0	0	0	0	-	0	0	0	0	0
Willard, Jonathan	5	3	2	0.0	0.0	0	1	4	4	0	1	0	0	0
Brown, Zach	4	2	2	0.0	0.0	0	0	0	-	0	1	0	0	0
Dawson, Keyunta	4	2	2	1.0	1.0	1	0	0	-	0	0	0	0	0
Wilson, Tracy	3	2	1	0.0	0.0	0	0	0	-	0	0	0	0	0
Pitoitua, Ropati	2	1	1	0.0	0.0	0	0	0	-	0	0	0	0	0
Wimbley, Kamerion	2	1	1	0.5	2.5	2	0	0	-	0	0	0	0	0
Martin, Mike	2	2	0	1.0	8.0	1	0	0	-	0	0	0	0	0
Nicholas, Nigel	2	2	0	0.0	0.0	0	0	0	-	0	0	0	1	0
Guyton, Gary	1	0	1	0.0	0.0	0	0	0	-	0	0	0	0	0
Ayers, Akeem	1	1	0	0.0	0.0	0	0	0	-	0	0	0	0	0
Baker, George	1	1	0	0.0	0.0	0	0	0	-	0	0	0	0	0
Harris, DaJohn	1	1	0	0.0	0.0	0	0	0	-	0	0	0	0	0
Wooten, Khalid	1	1	0	0.0	0.0	0	0	0	-	0	1	0	0	0
Gibson, Thaddeus	1	1	0	0.0	0.0	0	0	0	-	0	0	0	0	0
Jones, Greg	1	0	1	0.0	0.0	0	0	0	-	0	0	0	0	0
Martin, Markelle	1	1	0	0.0	0.0	0	0	0	-	0	0	0	0	0
Stafford, Daimion	1	1	0	0.0	0.0	0	1	9	9	0	0	0	1	0
TEAM	1	1	0	0.0	0.0	0	0	0	-	0	0	0	0	0
Turner, Robert	1	0	1	0.0	0.0	0	0	0	-	0	0	0	0	0
Hill, Sammie	0	0	0	0.0	0.0	0	0	0	-	0	1	0	0	0
TEAM TOTALS:	**217**	**157**	**60**	**11.0**	**65.0**	**15**	**2**	**13**	**9**	**0**	**14**	**2**	**3**	**0**

TITANS PRESEASON SPECIAL TEAMS STATISTICS

	TACKLES			FUMBLES		BLOCKS		
PLAYER	Tot	Solo	Asst	FF	FR	PAT	FG	PUNT
Bailey, Patrick	3	2	1	0	0	0	0	0
Willard, Jonathan	2	2	0	0	0	0	0	0
Anderson, Kadarron	1	1	0	0	0	0	0	0
Baker, George	1	1	0	0	0	0	0	0
Bonani, Maikon	1	1	0	0	0	0	0	0
Brinkley, Beau	1	1	0	0	0	0	0	0
Doyle, Jack	1	1	0	0	0	0	0	0
Stafford, Daimion	1	0	1	0	0	0	0	0
Wilson, Tracy	1	1	0	0	0	0	0	0
Wilson, Tracy	1	1	0	0	0	0	0	0
Wreh-Wilson, Blidi	1	1	0	0	0	0	0	0
TEAM TOTALS:	**13**	**11**	**2**	**0**	**0**	**0**	**0**	**0**

MISCELLANEOUS STATISTICS

	TACKLES			FUMBLES	
PLAYER	Tot	Solo	Asst	FF	FR
Fitzpatrick, Ryan	0	0	0	0	1
Hunter, Justin	1	1	0	0	0
Parmele, Jalen	1	1	0	0	0
Preston, Michael	1	1	0	0	0
Williams, Damian	1	1	0	0	1
TEAM TOTALS:	**4**	**4**	**0**	**0**	**2**

Legend:
Tot . . . . . Total Tackles
Solo . . . . . Unassisted Tackles
Asst . . . . . Assisted Tackles
Sk . . . . . Quarterback Sacks
Yds . . . . . Yards Lost on Sack
QBP . . . . . Quarterback Pressure
TFL . . . . . Tackle for Loss
Int . . . . . Interceptions
Yds . . . . . Interception Return Yards
TD . . . . . Interceptions Return Touchdowns
PD . . . . . Passes Defensed
FF . . . . . Forced Fumble
FR . . . . . Fumble Recoveries
Yds . . . . . Yards on Fumble Returns

2013 TITANS GAME-BY-GAME OFFENSIVE STATISTICS

	9/8 at PIT	9/15 at HOU	9/22 SD	9/29 NYJ	10/6 KC	10/13 at SEA	10/20 SF	11/3 at StL	11/10 JAX	11/14 IND	11/24 at OAK	12/1 at IND	12/8 at DEN	12/15 ARI	12/22 at JAX	12/29 HOU	2013 Totals
Points	16	24	20	38	17	13	17	28	27	27	23	14	28	34	20	16	**362**
1st Qtr	0	7	0	10	0	3	0	7	0	14	3	0	14	10	3	0	**71**
2nd Qtr	7	3	10	14	0	7	0	0	7	3	3	7	7	0	3	6	**77**
3rd Qtr	3	0	0	0	10	0	0	7	3	0	7	7	7	7	7	7	**65**
4th Qtr	6	14	10	14	7	3	17	14	17	10	10	0	0	17	7	3	**149**
Overtime	0	0	0	0	0	0	0	0	0	0	0	0	0	0	0	0	**0**
TDs (Ru-P-Ret)	1-0-0	0-2-1	1-1-0	0-4-1	1-1-0	0-0-1	0-2-0	4-0-0	1-2-0	2-1-0	0-2-0	1-1-0	3-1-0	0-4-0	1-1-0	1-0-0	**16-22-3**
PATs (M/A)	1-1	3-3	2-2	5-5	2-2	1-1	2-2	4-4	3-3	3-3	2-2	2-2	4-4	4-4	2-2	1-1	**41-41**
2PT Convs (M/A)	0-0	0-0	0-0	0-0	0-0	0-0	0-0	0-0	0-0	0-0	0-0	0-0	0-0	0-0	0-0	0-0	**0-0**
FGs (M/A)	3-3	1-2	2-3	1-1	1-2	2-2	1-1	0-0	2-2	2-2	3-3	0-0	0-0	2-3	2-2	3-3	**25-29**
Safeties	0	0	0	0	0	0	0	0	0	0	0	0	0	0	0	0	**0**
First Downs	17	14	23	17	19	13	15	22	19	20	22	24	15	32	22	17	**311**
Rushing	10	6	9	4	4	3	2	11	4	7	4	10	8	3	10	8	**103**
Passing	6	6	14	11	12	8	12	8	13	10	16	11	6	23	10	6	**172**
Penalty	1	2	0	2	3	2	1	3	2	3	2	3	1	6	2	3	**36**
3rd Down Conv (M/A)	6-15	4-16	6-14	10-18	4-14	4-12	5-14	7-12	10-18	6-11	10-18	6-15	2-9	7-14	3-13	4-14	**94-227**
3rd Down Conv Pct	40.00%	25.00%	42.86%	55.56%	28.57%	33.33%	35.71%	58.33%	55.56%	54.55%	55.56%	40.00%	22.22%	50.00%	23.08%	28.57%	**41.41%**
4th Down Conv (M/A)	1-1	0-1	1-2	0-0	2-3	1-2	0-0	0-0	0-0	0-0	0-0	1-1	2-3	0-0	3-4	0-0	**11-17**
4th Down Conv Pct	100.00%	0.00%	50.00%	0.00%	66.67%	50.00%	0.00%	0.00%	0.00%	0.00%	0.00%	100.00%	66.67%	0.00%	75.00%	0.00%	**64.71%**
Red Zone Conv (M/A)	1-4	2-2	1-3	3-4	1-4	0-1	1-2	4-4	3-6	2-3	1-4	2-2	2-2	3-4	1-2	1-2	**28-49**
Red Zone Conv Pct	25.00%	100.00%	33.33%	75.00%	25.00%	0.00%	50.00%	100.00%	50.00%	66.67%	25.00%	100.00%	100.00%	75.00%	50.00%	50.00%	**57.14%**
Goal to Go Conv (M/A)	1-1	2-2	1-2	2-2	1-3	0-0	0-1	2-2	1-1	0-0	1-1	2-2	2-2	3-3	1-2	0-0	**19-24**
Goal to Go Conv Pct	100.00%	100.00%	50.00%	100.00%	33.33%	0.00%	0.00%	100.00%	100.00%	0.00%	100.00%	100.00%	100.00%	100.00%	50.00%	0.00%	**79.17%**
Total Net Yards	229	248	452	322	339	223	368	363	362	340	426	347	254	460	346	311	**5390**
Total Off. Plays	63	67	68	65	66	52	57	61	70	54	73	74	48	80	73	61	**1032**
Avg. Gain Per Play	3.6	3.7	6.6	5.0	5.1	4.3	6.5	6.0	5.2	6.3	5.8	4.7	5.3	5.8	4.7	5.1	**5.2**
Net Yards Rushing	112	119	170	78	105	66	70	198	83	122	114	162	96	66	182	151	**1894**
Total Rushing Plays	42	33	29	31	22	20	13	35	27	24	29	36	22	19	44	36	**462**
Avg. Gain Per Rush	2.7	3.6	5.9	2.5	4.8	3.3	5.4	5.7	3.1	5.1	3.9	4.5	4.4	3.5	4.1	4.2	**4.1**
Net Yards Passing	117	129	282	244	234	157	298	165	279	218	312	185	158	394	164	160	**3496**
Times Sacked	1	4	2	2	3	3	3	4	1	2	2	1	2	3	3	1	**37**
Yards Lost on Sacks	8	19	17	13	13	14	28	20	9	4	8	16	14	8	17	6	**214**
Gross Yards Passing	125	148	299	257	247	171	326	185	288	222	320	201	172	402	181	166	**3710**
Pass Attempts	20	30	37	32	41	29	41	22	42	28	42	37	24	58	26	24	**533**
Pass Completions	11	17	23	21	21	17	25	13	26	22	30	21	13	36	17	15	**328**
Completion Pct	55.00%	56.67%	62.16%	65.63%	51.22%	58.62%	60.98%	59.09%	61.90%	78.57%	71.43%	56.76%	54.17%	62.07%	65.38%	62.50%	**61.54%**
Avg. Gain Per Pass	5.6	3.8	7.2	7.2	5.3	4.9	6.8	6.3	6.5	7.3	7.1	4.9	6.1	6.5	5.7	6.4	**6.1**
Interceptions	0	0	0	0	2	2	1	2	1	0	0	3	1	2	1	1	**16**
Fumbles / Fum. Lost	1-0	1-0	2-0	0-0	2-1	3-0	1-1	1-0	5-3	1-1	3-0	1-1	1-1	3-1	0-0	2-0	**27-9**
Penalties	6	9	11	4	6	7	10	3	6	4	10	6	8	3	1	7	**101**
PenaltyYards	60	70	116	30	35	44	100	30	45	34	100	74	66	16	4	76	**900**
Punts	5	8	3	7	6	4	6	5	5	3	5	6	4	3	3	6	**79**
Gross Punting Avg.	41.6	47.8	46.7	41.9	45.3	35.0	43.8	45.6	43.8	39.0	32.6	37.0	50.3	48.3	46.7	42.2	**42.9**
Touchbacks	0	0	0	0	0	0	0	1	0	0	0	0	0	0	1	0	**2**
Inside20	4	1	2	4	2	1	3	1	1	0	1	4	0	2	0	6	**32**
Punts Blocked	0	0	0	0	0	0	0	0	0	0	1	0	0	0	0	0	**1**
Net Punting Average	41.4	46.6	44.3	40.9	38.8	31.3	43.8	35.0	42.6	34.0	24.2	32.2	43.5	48.3	38.7	42.2	**39.2**
Punt Returns	5	4	2	2	4	0	2	2	2	1	1	2	0	2	1	1	**31**
Punt Return Yards	58	18	6	36	18	0	-1	8	15	4	0	43	0	18	-1	18	**240**
Punt Return Avg.	11.6	4.5	3	18.0	4.5	0.0	-0.5	4.0	7.5	4.0	0.0	21.5	0.0	9.0	-1.0	18.0	**7.7**
Fair Catches	1	0	1	2	1	1	2	1	2	0	0	2	2	0	2	3	**20**
Kickoff Returns	1	0	4	0	2	4	4	3	4	3	2	3	5	7	0	2	**44**
Kickoff Return Yards	-1	0	114	0	48	121	73	85	81	63	31	78	209	140	0	54	**1096**
Kickoff Return Avg.	-1	0	28.5	0.0	24.0	30.3	18.3	28.3	20.3	21.0	15.5	26.0	41.8	20.0	0.0	27.0	**24.9**
Time of Possession	34:01	31:14	31:38	30:38	28:43	26:38	24:14	27:09	30:36	27:37	35:48	33:55	20:40	33:44	35:39	32:15	**30:00**
Turnover Ratio	+2	+2	+1	+4	-1	0	-2	0	-2	-1	+2	-3	-2	-3	0	+3	**0**

2013 TITANS GAME-BY-GAME DEFENSIVE STATISTICS

	9/8 at PIT	9/15 at HOU	9/22 SD	9/29 NYJ	10/6 KC	10/13 at SEA	10/20 SF	11/3 at StL	11/10 JAX	11/14 IND	11/24 at OAK	12/1 at IND	12/8 at DEN	12/15 ARI	12/22 at JAX	12/29 HOU	2013 Totals
Points	9	30	17	13	26	20	31	21	29	30	19	22	51	37	16	10	**381**
1st Qtr	2	7	7	0	7	0	3	0	10	0	3	6	10	7	7	7	**76**
2nd Qtr	0	0	3	6	6	7	14	7	3	6	6	6	10	3	6	0	**83**
3rd Qtr	0	7	7	0	0	3	7	7	7	17	3	3	14	10	3	0	**88**
4th Qtr	7	10	0	7	13	10	7	7	9	7	7	7	17	14	0	3	**125**
Overtime	0	6	0	0	0	0	0	0	0	0	0	0	0	3	0	0	**9**
TDs (Ru-P-Ret)	0-1-0	1-3-0	1-1-0	0-1-0	1-0-1	2-0-0	3-0-1	2-1-0	2-0-1	3-0-0	0-1-0	1-0-0	2-4-0	2-1-1	0-2-0	1-0-0	**21-15-4**
PATs (M/A)	1-1	2-2	2-2	1-1	2-2	2-2	4-4	3-3	3-3	3-3	1-1	1-1	6-6	4-4	1-2	1-1	**37-38**
2PT Convs (M/A)	0-0	1-1	0-0	0-0	0-0	0-0	0-0	0-0	0-0	0-0	0-0	0-0	0-0	0-0	0-0	0-0	**1-1**
FGs (M/A)	0-0	0-3	1-2	2-2	4-4	2-2	1-1	0-1	2-2	3-3	4-6	5-5	3-3	3-3	1-1	1-1	**32-39**
Safeties	1	1	0	0	0	0	0	0	1	0	0	0	0	0	0	0	**3**
First Downs	14	25	19	16	20	24	19	21	13	24	19	18	39	24	15	19	**329**
Rushing	0	9	5	5	7	11	9	7	4	10	4	7	9	11	4	6	**108**
Passing	13	15	10	11	10	10	8	13	8	12	14	8	25	12	11	11	**191**
Penalty	1	1	4	0	3	3	2	1	1	2	1	3	5	1	0	2	**30**
3rd Down Conv (M/A)	4-13	6-17	3-9	4-13	1-12	5-13	8-16	5-13	3-12	6-13	3-10	3-14	5-13	6-12	3-11	4-10	**69-201**
3rd Down Conv Pct	30.77%	35.29%	33.33%	30.77%	8.33%	38.46%	50.00%	38.46%	25.00%	46.15%	30.00%	21.43%	38.46%	50.00%	27.27%	40.00%	**34.33%**
4th Down Conv (M/A)	1-1	0-0	0-0	0-1	0-0	1-1	0-0	0-1	0-0	0-0	0-0	1-1	3-3	0-0	1-3	0-0	**7-11**
4th Down Conv Pct	100.00%	0.00%	0.00%	0.00%	0.00%	100.00%	0.00%	0.00%	0.00%	0.00%	0.00%	100.00%	100.00%	0.00%	33.33%	0.00%	**63.64%**
Red Zone Conv (M/A)	1-2	4-4	2-3	0-0	1-4	2-5	2-2	3-3	2-3	3-4	0-2	1-2	5-7	3-4	2-3	1-2	**32-50**
Red Zone Conv Pct	50.00%	100.00%	66.67%	0.00%	25.00%	40.00%	100.00%	100.00%	66.67%	75.00%	0.00%	50.00%	71.43%	75.00%	66.67%	50.00%	**64.00%**
Goal to Go Conv (M/A)	1-1	3-3	2-3	0-0	1-2	2-4	2-2	1-1	2-2	0-0	0-0	1-1	5-7	3-3	1-1	1-2	**25-32**
Goal to Go Conv Pct	100.00%	100.00%	66.67%	0.00%	50.00%	50.00%	100.00%	100.00%	100.00%	0.00%	0.00%	100.00%	71.43%	100.00%	100.00%	50.00%	**78.13%**
Total Net Yards	195	452	277	330	353	404	349	363	214	366	353	264	551	360	289	288	**5407**
Total Off. Plays	53	78	53	62	67	66	64	69	56	69	55	62	91	68	57	57	**1027**
Avg. Gain Per Play	3.7	5.8	5.2	5.3	5.3	6.1	5.5	5.3	3.8	5.3	6.4	4.3	6.1	5.3	5.1	5.1	**5.3**
Net Yards Rushing	32	172	102	91	120	151	153	160	54	137	93	104	154	145	63	65	**1795**
Total Rushing Plays	15	28	27	23	26	33	41	32	30	32	23	25	32	36	21	22	**446**
Avg. Gain Per Rush	2.1	6.1	3.8	4.0	4.6	4.6	3.7	5.0	1.8	4.3	4.0	4.2	4.8	4.0	3.0	3	**4**
Net Yards Passing	163	280	175	239	233	253	196	203	160	229	260	160	397	215	226	223	**3612**
Times Sacked	5	2	2	5	2	2	2	2	3	1	0	5	0	2	2	1	**36**
Yards Lost on Sacks	28	18	9	50	12	4	3	7	20	3	0	40	0	16	11	6	**227**
Gross Yards Passing	191	298	184	289	245	257	199	210	180	232	260	200	397	231	237	229	**3839**
Pass Attempts	33	48	24	34	39	31	21	35	23	36	32	32	59	30	34	34	**545**
Pass Completions	21	26	20	23	20	23	13	20	14	23	19	17	39	20	24	22	**344**
Completion Pct	63.64%	54.17%	83.33%	67.65%	51.28%	74.19%	61.90%	57.14%	60.87%	63.89%	59.38%	53.13%	66.10%	66.67%	70.59%	64.71%	**63.12%**
Avg. Gain Per Pass	4.3	5.6	6.7	6.1	5.7	7.7	8.5	5.5	6.2	6.2	8.1	4.3	6.7	6.7	6.3	6.4	**6.2**
Interceptions	1	2	0	2	1	0	0	0	2	0	1	1	0	0	1	2	**13**
Fumbles / Fum. Lost	2-1	0-0	1-1	2-2	1-1	5-2	0-0	2-2	3-0	0-0	2-1	3-0	0-0	1-0	0-0	2-2	**24-12**
Penalties	4	5	5	10	9	6	5	6	4	5	4	7	7	9	4	5	**95**
PenaltyYards	47	40	45	66	61	65	42	44	19	51	50	50	60	69	15	55	**779**
Punts	7	7	5	5	6	3	6	5	7	3	2	5	2	4	4	5	**76**
Gross Punting Avg.	44.1	48.3	42.4	49.0	37.5	48.7	46.7	48.4	43.4	37.0	47.5	45.4	32.5	53.0	45.5	45.8	**45**
Touchbacks	0	1	0	0	0	2	1	0	1	1	0	0	0	1	0	0	**7**
Inside20	1	5	3	1	0	1	3	1	3	1	0	1	2	1	2	3	**28**
Punts Blocked	0	0	0	0	0	0	0	0	0	0	0	0	0	0	0	0	**0**
Net Punting Average	35.9	42.9	41.2	41.8	34.5	35.3	43.5	46.8	38.4	29.0	47.5	36.8	32.5	43.5	45.8	42.2	**40**
Punt Returns	1	5	1	2	5	2	2	3	2	2	2	3	4	0	1	0	**35**
Punt Return Yards	1	9	7	7	39	15	0	33	6	15	18	29	27	0	4	0	**210**
Punt Return Avg.	1	1.8	7.0	3.5	7.8	7.5	0.0	11.0	3.0	7.5	9.0	9.7	6.8	0.0	4.0	0	**6**
Fair Catches	3	1	0	3	1	1	3	1	2	0	1	3	0	1	1	4	**25**
Kickoff Returns	4	4	1	3	1	3	1	1	4	4	5	2	5	3	1	3	**45**
Kickoff Return Yards	78	104	21	46	36	95	21	25	120	76	108	45	126	72	43	83	**1099**
Kickoff Return Avg.	19.5	26.0	21.0	15.3	36.0	31.7	21.0	25.0	30.0	19.0	21.6	22.5	25.2	24.0	43.0	27.7	**24.4**

2013 TITANS GAME-BY-GAME STARTERS

OFFENSE

Date		Opp	WR	LT	LG	C	RG	RT	TE	WR/TE	TE/FB/WR	QB	RB
09/08/13	@	Pit	N. Washington	M. Roos	A. Levitre	R. Turner	C. Warmack	D. Stewart	C. Stevens	K. Britt	C. Mooney (FB)	J. Locker	C. Johnson
09/15/13	@	Hou	N. Washington	M. Roos	A. Levitre	R. Turner	C. Warmack	D. Stewart	C. Stevens	K. Britt	C. Mooney (FB)	J. Locker	C. Johnson
09/22/13		SD	N. Washington	M. Roos	A. Levitre	R. Turner	C. Warmack	D. Stewart	C. Stevens	K. Britt	D. Walker (TE)	J. Locker	C. Johnson
09/29/13		NYJ	N. Washington	M. Roos	A. Levitre	R. Turner	C. Warmack	D. Stewart	C. Stevens	K. Wright	C. Mooney (FB)	J. Locker	C. Johnson
10/06/13		KC	N. Washington	M. Roos	A. Levitre	R. Turner	C. Warmack	D. Stewart	C. Stevens	K. Wright	D. Walker (TE)	R. Fitzpatrick	C. Johnson
10/13/13	@	Sea	D. Williams	M. Roos	A. Levitre	R. Turner	C. Warmack	D. Stewart	C. Stevens	T. Thompson (TE)	D. Walker (TE)	R. Fitzpatrick	C. Johnson
10/20/13		SF	N. Washington	M. Roos	A. Levitre	B. Schwenke	C. Warmack	D. Stewart	C. Stevens	K. Wright	D. Walker (TE)	J. Locker	C. Johnson
11/03/13	@	StL	N. Washington	M. Roos	A. Levitre	B. Schwenke	C. Warmack	M. Otto	C. Stevens	K. Wright	C. Mooney (FB)	J. Locker	C. Johnson
11/10/13		Jax	N. Washington	M. Roos	A. Levitre	B. Schwenke	C. Warmack	M. Otto	C. Stevens	K. Wright	D. Walker (TE)	J. Locker	C. Johnson
11/14/13		Ind	N. Washington	M. Roos	A. Levitre	C. Spencer	C. Warmack	D. Stewart	C. Stevens	K. Wright	D. Walker (TE)	R. Fitzpatrick	C. Johnson
11/24/13	@	Oak	N. Washington	M. Roos	A. Levitre	B. Schwenke	C. Warmack	D. Stewart	C. Stevens	K. Wright	D. Walker (TE)	R. Fitzpatrick	C. Johnson
12/01/13	@	Ind	N. Washington	M. Roos	A. Levitre	B. Schwenke	C. Warmack	D. Stewart	T. Thompson	K. Wright	D. Walker (TE)	R. Fitzpatrick	C. Johnson
12/08/13	@	Den	N. Washington	M. Roos	A. Levitre	B. Schwenke	C. Warmack	D. Stewart	T. Thompson	K. Wright	V. Shiancoe (TE)	R. Fitzpatrick	C. Johnson
12/15/13		Ari	N. Washington	M. Roos	A. Levitre	B. Schwenke	C. Warmack	D. Stewart	C. Stevens	K. Wright	D. Walker (TE)	R. Fitzpatrick	C. Johnson
12/22/13	@	Jax	N. Washington	M. Roos	A. Levitre	B. Schwenke	C. Warmack	B. Stingily	C. Stevens	K. Wright	D. Walker (TE)	R. Fitzpatrick	C. Johnson
12/29/13		Hou	N. Washington	M. Roos	A. Levitre	B. Schwenke	C. Warmack	B. Stingily	C. Stevens	K. Wright	D. Walker (TE)	R. Fitzpatrick	C. Johnson

DEFENSE

Date		Opp	DE	DT	DT	DE	SLB/CB/S	MLB	WLB/CB/DB	LCB	RCB	SS	FS
09/08/13	@	Pit	D. Morgan	S. Hill	J. Casey	R. Pitoitua	A. Ayers	M. Fokou	Z. Brown	J. McCourty	A. Verner	B. Pollard	M. Griffin
09/15/13	@	Hou	D. Morgan	K. Klug	J. Casey	C. Sensabaugh (DB)	A. Ayers	M. Fokou	Z. Brown	J. McCourty	A. Verner	B. Pollard	M. Griffin
09/22/13		SD	D. Morgan	A. Johnson	J. Casey	R. Pitoitua	A. Ayers	M. Fokou	Z. Brown	J. McCourty	A. Verner	B. Pollard	M. Griffin
09/29/13		NYJ	D. Morgan	A. Johnson	J. Casey	R. Pitoitua	G. Wilson	M. Fokou	Z. Brown	J. McCourty	A. Verner	B. Pollard	M. Griffin
10/06/13		KC	D. Morgan	A. Johnson	J. Casey	R. Pitoitua	A. Ayers	M. Fokou	Z. Brown	J. McCourty	A. Verner	B. Pollard	M. Griffin
10/13/13	@	Sea	K. Wimbley	A. Johnson	Mi. Martin	R. Pitoitua	A. Ayers	M. Fokou	Z. Brown	J. McCourty	A. Verner	B. Pollard	M. Griffin
10/20/13		SF	L. Edwards	A. Johnson	J. Casey	R. Pitoitua	A. Ayers	C. McCarthy	Z. Brown	J. McCourty	A. Verner	B. Pollard	M. Griffin
11/03/13	@	StL	D. Morgan	S. Hill	J. Casey	R. Pitoitua	A. Ayers	C. McCarthy	Z. Brown	J. McCourty	A. Verner	B. Pollard	G. Wilson
11/10/13		Jax	D. Morgan	S. Hill	J. Casey	K. Klug	A. Ayers	C. McCarthy	C. Sensabaugh (DB)	J. McCourty	A. Verner	B. Pollard	M. Griffin
11/14/13		Ind	D. Morgan	S. Hill	J. Casey	R. Pitoitua	A. Ayers	C. McCarthy	Z. Brown	J. McCourty	A. Verner	B. Pollard	M. Griffin
11/24/13	@	Oak	D. Morgan	S. Hill	J. Casey	R. Pitoitua	A. Ayers	M. Fokou	Z. Brown	J. McCourty	A. Verner	B. Pollard	M. Griffin
12/01/13	@	Ind	D. Morgan	S. Hill	J. Casey	R. Pitoitua	A. Ayers	M. Fokou	Z. Brown	J. McCourty	A. Verner	B. Pollard	G. Wilson
12/08/13	@	Den	D. Morgan	S. Hill	J. Casey	K. Klug	C. Sensabaugh (DB)	M. Fokou	Z. Gooden	J. McCourty	A. Verner	B. Pollard	M. Griffin
12/15/13		Ari	D. Morgan	S. Hill	J. Casey	R. Pitoitua	A. Ayers	M. Fokou	Z. Brown	J. McCourty	A. Verner	B. Pollard	M. Griffin
12/22/13	@	Jax	D. Morgan	S. Hill	J. Casey	R. Pitoitua	A. Ayers	M. Fokou	C. McCarthy	J. McCourty	A. Verner	B. Pollard	M. Griffin
12/29/13		Hou	D. Morgan	S. Hill	A. Johnson	R. Pitoitua	A. Ayers	M. Fokou	Z. Brown	J. McCourty	A. Verner	B. Pollard	M. Griffin

2013 TITANS GAME-BY-GAME INDIVIDUAL PASSING STATISTICS

RYAN FITZPATRICK

Date		Opp	W-L	GP / GS	Att	Cmp	Pct	Yds	Yd/Att	TD	TD%	Int	Int%	Lg	Sk	Yds	Rat
09/08/13	@	Pit	W	DNP	0	0	-	0	-	0	-	0	-	0	0	0	-
09/15/13	@	Hou	L	DNP	0	0	-	0	-	0	-	0	-	0	0	0	-
09/22/13		SD	W	DNP	0	0	-	0	-	0	-	0	-	0	0	0	-
09/29/13		NYJ	W	p	8	3	37.5	108	13.5	1	12.5	0	0.0	77t	0	0	125.0
10/06/13		KC	L	S	41	21	51.2	247	6.0	1	2.4	2	4.9	49t	3	13	57.7
10/13/13	@	Sea	L	S	29	17	58.6	171	5.9	0	0.0	2	6.9	32	3	14	46.8
10/20/13		SF	L	DNP	0	0	-	0	-	0	-	0	-	0	0	0	-
11/03/13	@	StL	W	DNP	0	0	-	0	-	0	-	0	-	0	0	0	-
11/10/13		Jax	L	p	33	22	66.7	264	8.0	2	6.1	0	0.0	40	1	9	111.2
11/14/13		Ind	L	S	28	22	78.6	222	7.9	1	3.6	0	0.0	42	2	4	111.6
11/24/13	@	Oak	W	S	42	30	71.4	320	7.6	2	4.8	0	0.0	54t	2	8	109.2
12/01/13	@	Ind	L	S	37	21	56.8	201	5.4	1	2.7	3	8.1	35	1	16	47.2
12/08/13	@	Den	L	S	24	13	54.2	172	7.2	1	4.2	1	4.2	57	2	14	73.6
12/15/13		Ari	L	S	58	36	62.1	402	6.9	4	6.9	2	3.4	33	3	8	91.3
12/22/13	@	Jax	W	S	26	17	65.4	181	7.0	1	3.8	1	3.8	30t	3	17	82.4
12/29/13		Hou	W	S	24	15	62.5	166	6.9	0	0.0	1	4.2	34	1	6	65.6
2013 Totals:			**7-9**	**11 / 9**	**350**	**217**	**62.0**	**2454**	**7.0**	**14**	**4.0**	**12**	**3.4**	**77t**	**21**	**109**	**82.0**

JAKE LOCKER

Date		Opp	W-L	GP / GS	Att	Cmp	Pct	Yds	Yd/Att	TD	TD%	Int	Int%	Lg	Sk	Yds	Rat
09/08/13	@	Pit	W	S	20	11	55.0	125	6.3	0	0.0	0	0.0	25	1	8	74.0
09/15/13	@	Hou	L	S	30	17	56.7	148	4.9	2	6.7	0	0.0	31	4	19	92.1
09/22/13		SD	W	S	37	23	62.2	299	8.1	1	2.7	0	0.0	35	2	17	96.6
09/29/13		NYJ	W	S	24	18	75.0	149	6.2	3	12.5	0	0.0	25	2	13	130.0
10/06/13		KC	L	IA	0	0	-	0	-	0	-	0	-	0	0	0	-
10/13/13	@	Sea	L	IA	0	0	-	0	-	0	-	0	-	0	0	0	-
10/20/13		SF	L	S	41	25	61.0	326	8.0	2	4.9	1	2.4	66t	3	28	92.1
11/03/13	@	StL	W	S	22	13	59.1	185	8.4	0	0.0	2	9.1	45	4	20	48.5
11/10/13		Jax	L	S	9	4	44.4	24	2.7	0	0.0	1	11.1	15	0	0	12.0
11/14/13		Ind		IR	Placed on Injured Reserve Nov. 12, 2013												
11/24/13	@	Oak		IR	Injured Reserve												
12/01/13	@	Ind		IR	Injured Reserve												
12/08/13	@	Den		IR	Injured Reserve												
12/15/13		Ari		IR	Injured Reserve												
12/22/13	@	Jax		IR	Injured Reserve												
12/29/13		Hou		IR	Injured Reserve												
2013 Totals:			**4-5**	**7 / 7**	**183**	**111**	**60.7**	**1256**	**6.9**	**8**	**4.4**	**4**	**2.2**	**66t**	**16**	**105**	**86.7**

2013 TITANS GAME-BY-GAME INDIVIDUAL RUSHING STATISTICS

JACKIE BATTLE

Date		Opp	GP	/	GS	Att	Yds	Avg	Lg	TD
09/08/13	@	Pit		p		8	21	2.6	8	1
09/15/13	@	Hou		p		6	13	2.2	9	0
09/22/13		SD		p		4	12	3.0	6	0
09/29/13		NYJ		p		11	42	3.8	20	0
10/06/13		KC		p		6	38	6.3	37	0
10/13/13	@	Sea		p		0	0	-	0	0
10/20/13		SF		p		0	0	-	0	0
11/03/13	@	StL		p		0	0	-	0	0
11/10/13		Jax		p		0	0	-	0	0
11/14/13		Ind		p		0	0	-	0	0
11/24/13	@	Oak		p		0	0	-	0	0
12/01/13	@	Ind		p		0	0	-	0	0
12/08/13	@	Den		p		0	0	-	0	0
12/15/13		Ari		p		0	0	-	0	0
12/22/13	@	Jax		p		0	0	-	0	0
12/29/13		Hou		p		1	16	16.0	16	0
2013 Totals:			**16**	**/**	**0**	**36**	**142**	**3.9**	**37**	**1**

RYAN FITZPATRICK

Date		Opp	GP	/	GS	Att	Yds	Avg	Lg	TD
09/08/13	@	Pit		DNP		0	0	-	0	0
09/15/13	@	Hou		DNP		0	0	-	0	0
09/22/13		SD		DNP		0	0	-	0	0
09/29/13		NYJ		p		2	-2	-1.0	-1	0
10/06/13		KC		S		6	50	8.3	26	1
10/13/13	@	Sea		S		6	33	5.5	11	0
10/20/13		SF		DNP		0	0	-	0	0
11/03/13	@	StL		DNP		0	0	-	0	0
11/10/13		Jax		p		3	13	4.3	8	1
11/14/13		Ind		S		4	26	6.5	15	0
11/24/13	@	Oak		S		5	26	5.2	10	0
12/01/13	@	Ind		S		8	54	6.8	16	1
12/08/13	@	Den		S		1	4	4.0	4	0
12/15/13		Ari		S		3	22	7.3	17	0
12/22/13	@	Jax		S		3	1	0.3	3	0
12/29/13		Hou		S		2	-2	-1.0	-1	0
2013 Totals:			**11**	**/**	**9**	**43**	**225**	**5.2**	**26**	**3**

SHONN GREENE

Date		Opp	GP	/	GS	Att	Yds	Avg	Lg	TD
09/08/13	@	Pit		p		4	18	4.5	5	0
09/15/13	@	Hou		IA		0	0	-	0	0
09/22/13		SD		IA		0	0	-	0	0
09/29/13		NYJ		IA		0	0	-	0	0
10/06/13		KC		IA		0	0	-	0	0
10/13/13	@	Sea		IA		0	0	-	0	0
10/20/13		SF		p		1	2	2.0	2	0
11/03/13	@	StL		p		9	38	4.2	15	1
11/10/13		Jax		p		9	22	2.4	6	0
11/14/13		Ind		p		3	10	3.3	5	0
11/24/13	@	Oak		p		4	15	3.8	6	0
12/01/13	@	Ind		p		10	39	3.9	8	0
12/08/13	@	Den		p		9	46	5.1	28t	2
12/15/13		Ari		p		3	4	1.3	6	0
12/22/13	@	Jax		p		19	91	4.8	29	1
12/29/13		Hou		p		6	10	1.7	4	0
2013 Totals:			**11**	**/**	**0**	**77**	**295**	**3.8**	**29**	**4**

CHRIS JOHNSON

Date		Opp	GP	/	GS	Att	Yds	Avg	Lg	TD
09/08/13	@	Pit		S		25	70	2.8	11	0
09/15/13	@	Hou		S		25	96	3.8	16	0
09/22/13		SD		S		19	90	4.7	23	0
09/29/13		NYJ		S		15	21	1.4	8	0
10/06/13		KC		S		10	17	1.7	6	0
10/13/13	@	Sea		S		12	33	2.8	8	0
10/20/13		SF		S		9	39	4.3	9	0
11/03/13	@	StL		S		23	150	6.5	24	2
11/10/13		Jax		S		12	30	2.5	6	0
11/14/13		Ind		S		17	86	5.1	30t	2
11/24/13	@	Oak		S		20	73	3.7	12	0
12/01/13	@	Ind		S		18	69	3.8	9	0
12/08/13	@	Den		S		12	46	3.8	18	1
12/15/13		Ari		S		13	40	3.1	15	0
12/22/13	@	Jax		S		22	90	4.1	12	0
12/29/13		Hou		S		27	127	4.7	23	1
2013 Totals:			**16**	**/**	**16**	**279**	**1077**	**3.9**	**30t**	**6**

JAKE LOCKER

Date		Opp	GP	/	GS	Att	Yds	Avg	Lg	TD
09/08/13	@	Pit		S		5	3	0.6	5	0
09/15/13	@	Hou		S		2	10	5.0	10	0
09/22/13		SD		S		5	68	13.6	39	1
09/29/13		NYJ		S		3	17	5.7	11	0
10/06/13		KC		IA		0	0	-	0	0
10/13/13	@	Sea		IA		0	0	-	0	0
10/20/13		SF		S		3	29	9.7	16	0
11/03/13	@	StL		S		3	10	3.3	6	1
11/10/13		Jax		S		3	18	6.0	10	0
11/14/13		Ind		IR		Placed on Injured Reserve Nov. 12				
11/24/13	@	Oak		IR		Injured Reserve				
12/01/13	@	Ind		IR		Injured Reserve				
12/08/13	@	Den		IR		Injured Reserve				
12/15/13		Ari		IR		Injured Reserve				
12/22/13	@	Jax		IR		Injured Reserve				
12/29/13		Hou		IR		Injured Reserve				
2013 Totals:			**7**	**/**	**7**	**24**	**155**	**6.5**	**39**	**2**

COLLIN MOONEY

Date		Opp	GP	/	GS	Att	Yds	Avg	Lg	TD
09/08/13	@	Pit		S		0	0	-	0	0
09/15/13	@	Hou		S		0	0	-	0	0
09/22/13		SD		p		0	0	-	0	0
09/29/13		NYJ		S		0	0	-	0	0
10/06/13		KC		p		0	0	-	0	0
10/13/13	@	Sea		p		0	0	-	0	0
10/20/13		SF		p		0	0	-	0	0
11/03/13	@	StL		S		0	0	-	0	0
11/10/13		Jax		p		0	0	-	0	0
11/14/13		Ind		p		0	0	-	0	0
11/24/13	@	Oak		p		0	0	-	0	0
12/01/13	@	Ind		p		0	0	-	0	0
12/08/13	@	Den		IR		Placed on Injured Reserve Dec. 3				
12/15/13		Ari		IR		Injured Reserve				
12/22/13	@	Jax		IR		Injured Reserve				
12/29/13		Hou		IR		Injured Reserve				
2013 Totals:			**12**	**/**	**4**	**0**	**0**	**-**	**0**	**0**

Other rushers: Brett Kern (1 for 0 yards vs. SD, 9/22, 1 for 0 yards at Sea, 10/13), Darius Reynaud (1 for 0 yards at Sea, 10/13)

2013 TITANS GAME-BY-GAME INDIVIDUAL RECEIVING STATISTICS

JACKIE BATTLE (RB)

Date		Opp	GP	/	GS	No	Yds	Avg	Lg	TD
09/08/13	@	Pit		p		0	0	-	0	0
09/15/13	@	Hou		p		0	0	-	0	0
09/22/13		SD		p		0	0	-	0	0
09/29/13		NYJ		p		0	0	-	0	0
10/06/13		KC		p		1	24	24.0	24	0
10/13/13	@	Sea		p		0	0	-	0	0
10/20/13		SF		p		1	6	6.0	6	0
11/03/13	@	StL		p		0	0	-	0	0
11/10/13		Jax		p		0	0	-	0	0
11/14/13		Ind		p		0	0	-	0	0
11/24/13	@	Oak		p		0	0	-	0	0
12/01/13	@	Ind		p		0	0	-	0	0
12/08/13	@	Den		p		0	0	-	0	0
12/15/13		Ari		p		0	0	-	0	0
12/22/13	@	Jax		p		1	4	4.0	4	0
12/29/13		Hou		p		1	2	2.0	2	0
2013 Totals:			**16**	**/**	**0**	**4**	**36**	**9.0**	**24**	**0**

KENNY BRITT

Date		Opp	GP	/	GS	No	Yds	Avg	Lg	TD
09/08/13	@	Pit		S		1	15	15.0	15	0
09/15/13	@	Hou		S		4	28	7.0	9	0
09/22/13		SD		S		0	0	-	0	0
09/29/13		NYJ		IA		0	0	-	0	0
10/06/13		KC		p		1	9	9.0	9	0
10/13/13	@	Sea		p		1	7	7.0	7	0
10/20/13		SF		p		1	8	8.0	8	0
11/03/13	@	StL		p		0	0	-	0	0
11/10/13		Jax		p		0	0	-	0	0
11/14/13		Ind		p		0	0	-	0	0
11/24/13	@	Oak		p		0	0	-	0	0
12/01/13	@	Ind		p		0	0	-	0	0
12/08/13	@	Den		IA		0	0	-	0	0
12/15/13		Ari		p		3	29	9.7	13	0
12/22/13	@	Jax		IA		0	0	-	0	0
12/29/13		Hou		**IA**		0	0	-	0	0
2013 Totals:			**12**	**/**	**3**	**11**	**96**	**8.7**	**15**	**0**

SHONN GREENE (RB)

Date		Opp	GP	/	GS	No	Yds	Avg	Lg	TD
09/08/13	@	Pit		p		0	0	-	0	0
09/15/13	@	Hou		IA		0	0	-	0	0
09/22/13		SD		IA		0	0	-	0	0
09/29/13		NYJ		IA		0	0	-	0	0
10/06/13		KC		IA		0	0	-	0	0
10/13/13	@	Sea		IA		0	0	-	0	0
10/20/13		SF		p		0	0	-	0	0
11/03/13	@	StL		p		1	28	28.0	28	0
11/10/13		Jax		p		3	10	3.3	7	0
11/14/13		Ind		p		0	0	-	0	0
11/24/13	@	Oak		p		0	0	-	0	0
12/01/13	@	Ind		p		1	1	1.0	1	0
12/08/13	@	Den		p		0	0	-	0	0
12/15/13		Ari		p		0	0	-	0	0
12/22/13	@	Jax		p		1	0	0.0	0	0
12/29/13		Hou		p		0	0	-	0	0
2013 Totals:			**11**	**/**	**0**	**6**	**39**	**6.5**	**28**	**0**

JUSTIN HUNTER

Date		Opp	GP	/	GS	No	Yds	Avg	Lg	TD
09/08/13	@	Pit		IA		0	0	-	0	0
09/15/13	@	Hou		p		0	0	-	0	0
09/22/13		SD		p		1	34	34.0	34t	1
09/29/13		NYJ		p		1	16	16.0	16t	1
10/06/13		KC		p		0	0	-	0	0
10/13/13	@	Sea		p		1	8	8.0	8	0
10/20/13		SF		p		0	0	-	0	0
11/03/13	@	StL		p		2	13	6.5	8	0
11/10/13		Jax		p		2	51	25.5	40	0
11/14/13		Ind		p		0	0	-	0	0
11/24/13	@	Oak		p		6	109	18.2	54t	1
12/01/13	@	Ind		p		1	9	9.0	9	0
12/08/13	@	Den		p		4	114	28.5	57	1
12/15/13		Ari		IA		0	0	-	0	0
12/22/13	@	Jax		p		0	0	-	0	0
12/29/13		Hou		p		0	0	-	0	0
2013 Totals:			**14**	**/**	**0**	**18**	**354**	**19.7**	**57**	**4**

CHRIS JOHNSON (RB)

Date		Opp	GP	/	GS	No	Yds	Avg	Lg	TD
09/08/13	@	Pit		S		0	0	-	0	0
09/15/13	@	Hou		S		1	1	1.0	1	0
09/22/13		SD		S		1	1	1.0	1	0
09/29/13		NYJ		S		2	10	5.0	8	0
10/06/13		KC		S		4	63	15.8	49t	1
10/13/13	@	Sea		S		3	21	7.0	14	0
10/20/13		SF		S		4	71	17.8	66t	1
11/03/13	@	StL		S		3	20	6.7	10	0
11/10/13		Jax		S		5	43	8.6	18	0
11/14/13		Ind		S		1	-2	-2.0	-2	0
11/24/13	@	Oak		S		3	8	2.7	3	0
12/01/13	@	Ind		S		6	32	5.3	11	1
12/08/13	@	Den		S		2	9	4.5	23	0
12/15/13		Ari		S		3	51	17.0	25t	1
12/22/13	@	Jax		S		1	3	3.0	3	0
12/29/13		Hou		S		3	14	4.7	11	0
2013 Totals:			**16**	**/**	**16**	**42**	**345**	**8.2**	**66t**	**4**

COLLIN MOONEY (FB)

Date		Opp	GP	/	GS	No	Yds	Avg	Lg	TD
09/08/13	@	Pit		S		0	0	-	0	0
09/15/13	@	Hou		S		1	5	5.0	5	0
09/22/13		SD		p		0	0	-	0	0
09/29/13		NYJ		S		1	3	3.0	3	0
10/06/13		KC		p		0	0	-	0	0
10/13/13	@	Sea		p		0	0	-	0	0
10/20/13		SF		p		0	0	-	0	0
11/03/13	@	StL		S		1	22	22.0	22	0
11/10/13		Jax		p		0	0	-	0	0
11/14/13		Ind		p		0	0	-	0	0
11/24/13	@	Oak		p		2	6	3.0	4	0
12/01/13	@	Ind		p		1	-4	-4.0	-4	0
12/08/13	@	Den		IR		Placed on Injured Reserve Dec. 3				
12/15/13		Ari		IR		Injured Reserve				
12/22/13	@	Jax		IR		Injured Reserve				
12/29/13		Hou		IR		Injured Reserve				
2013 Totals:			**12**	**/**	**4**	**6**	**32**	**5.3**	**22**	**0**

2013 TITANS GAME-BY-GAME INDIVIDUAL RECEIVING STATISTICS

MICHAEL PRESTON

Date		Opp	GP	/	GS	No	Yds	Avg	Lg	TD
09/08/13	@	Pit		IA		0	0	-	0	0
09/15/13	@	Hou		p		0	0	-	0	0
09/22/13		SD		p		1	4	4.0	4	0
09/29/13		NYJ		p		0	0	-	0	0
10/06/13		KC		IA		0	0	-	0	0
10/13/13	@	Sea		p		0	0	-	0	0
10/20/13		SF					Practice Squad			
11/03/13	@	StL					Practice Squad			
11/10/13		Jax					Practice Squad			
11/14/13		Ind					Practice Squad			
11/24/13	@	Oak					Practice Squad			
12/01/13	@	Ind					Practice Squad			
12/08/13	@	Den		p		1	6	6.0	6	0
12/15/13		Ari		p		3	27	9	10t	2
12/22/13	@	Jax		p		0	0	-	0	0
12/29/13		Hou		IA		0	0	-	0	0
2013 Totals:			**7**	**/**	**0**	**5**	**37**	**7.4**	**10t**	**2**

CRAIG STEVENS (TE)

Date		Opp	GP	/	GS	No	Yds	Avg	Lg	TD
09/08/13	@	Pit		S		0	0	-	0	0
09/15/13	@	Hou		S		0	0	-	0	0
09/22/13		SD		S		0	0	-	0	0
09/29/13		NYJ		S		0	0	-	0	0
10/06/13		KC		S		0	0	-	0	0
10/13/13	@	Sea		S		0	0	-	0	0
10/20/13		SF		S		0	0	-	0	0
11/03/13	@	StL		S		0	0	-	0	0
11/10/13		Jax		S		1	6	6.0	6	0
11/14/13		Ind		S		0	0	-	0	0
11/24/13	@	Oak		S		1	-1	-1.0	-1	0
12/01/13	@	Ind		IA		0	0	-	0	0
12/08/13	@	Den		p		0	0	-	0	0
12/15/13		Ari		S		0	0	-	0	0
12/22/13	@	Jax		S		0	0	-	0	0
12/29/13		Hou		S		0	0	-	0	0
2013 Totals:			**15**	**/**	**14**	**2**	**5**	**2.5**	**6**	**0**

TAYLOR THOMPSON (TE)

Date		Opp	GP	/	GS	No	Yds	Avg	Lg	TD
09/08/13	@	Pit		p		0	0	-	0	0
09/15/13	@	Hou		p		0	0	-	0	0
09/22/13		SD		p		0	0	-	0	0
09/29/13		NYJ		p		0	0	-	0	0
10/06/13		KC		p		0	0	-	0	0
10/13/13	@	Sea		S		0	0	-	0	0
10/20/13		SF		p		0	0	-	0	0
11/03/13	@	StL		p		0	0	-	0	0
11/10/13		Jax		p		1	9	9.0	9t	1
11/14/13		Ind		p		0	0	-	0	0
11/24/13	@	Oak		p		2	4	2.0	4	0
12/01/13	@	Ind		S		0	0	-	0	0
12/08/13	@	Den		S		0	0	-	0	0
12/15/13		Ari		p		0	0	-	0	0
12/22/13	@	Jax		p		0	0	-	0	0
12/29/13		Hou		p		0	0	-	0	0
2013 Totals:			**16**	**/**	**3**	**3**	**13**	**4.3**	**9t**	**1**

DELANIE WALKER (TE)

Date		Opp	GP	/	GS	No	Yds	Avg	Lg	TD
09/08/13	@	Pit		p		3	40	13.3	25	0
09/15/13	@	Hou		p		1	10	10.0	10t	1
09/22/13		SD		S		5	49	9.8	17	0
09/29/13		NYJ		p		3	14	4.7	7	1
10/06/13		KC		S		4	43	10.8	15	0
10/13/13	@	Sea		S		4	29	7.3	11	0
10/20/13		SF		S		3	52	17.3	26t	1
11/03/13	@	StL		p		2	13	6.5	8	0
11/10/13		Jax		S		4	62	15.5	33	1
11/14/13		Ind		S		10	91	9.1	19t	1
11/24/13	@	Oak		S		5	46	9.2	14	0
12/01/13	@	Ind		S		1	5	5.0	5	0
12/08/13	@	Den		IA		0	0	-	0	0
12/15/13		Ari		S		8	53	6.6	22	1
12/22/13	@	Jax		S		4	35	8.8	11	0
12/29/13		Hou		S		3	29	9.7	11	0
2013 Totals:			**15**	**/**	**11**	**60**	**571**	**9.5**	**33**	**6**

NATE WASHINGTON

Date		Opp	GP	/	GS	No	Yds	Avg	Lg	TD
09/08/13	@	Pit		S		4	46	11.5	14	0
09/15/13	@	Hou		S		3	50	16.7	31	0
09/22/13		SD		S		8	131	16.4	35	0
09/29/13		NYJ		S		4	105	26.3	77t	2
10/06/13		KC		S		3	30	10.0	13	0
10/13/13	@	Sea		p		1	15	15.0	15	0
10/20/13		SF		S		3	62	20.7	42	0
11/03/13	@	StL		S		0	0	-	0	0
11/10/13		Jax		S		3	29	9.7	15	0
11/14/13		Ind		S		2	53	26.5	42	0
11/24/13	@	Oak		S		5	45	9.0	16	0
12/01/13	@	Ind		S		5	81	16.2	31	0
12/08/13	@	Den		S		2	24	12.0	16	0
12/15/13		Ari		S		7	92	13.1	33	0
12/22/13	@	Jax		S		6	117	19.5	30t	1
12/29/13		Hou		S		2	39	19.5	32	0
2013 Totals:			**16**	**/**	**15**	**58**	**919**	**15.8**	**77t**	**3**

DAMIAN WILLIAMS

Date		Opp	GP	/	GS	No	Yds	Avg	Lg	TD
09/08/13	@	Pit		p		1	13	13.0	13	0
09/15/13	@	Hou		IA		0	0	-	0	0
09/22/13		SD		p		1	9	9.0	9	0
09/29/13		NYJ		p		5	53	10.6	25	0
10/06/13		KC		p		1	4	4.0	4	0
10/13/13	@	Sea		S		2	22	11.0	17	0
10/20/13		SF		p		3	25	8.3	11	0
11/03/13	@	StL		p		1	20	20.0	20	0
11/10/13		Jax		p		0	0	-	0	0
11/14/13		Ind		IA		0	0	-	0	0
11/24/13	@	Oak		IA		0	0	-	0	0
12/01/13	@	Ind		IA		0	0	-	0	0
12/08/13	@	Den		IA		0	0	-	0	0
12/15/13		Ari		IA		0	0	-	0	0
12/22/13	@	Jax		p		0	0	-	0	0
12/29/13		Hou		p		1	32	32.0	32	0
2013 Totals:			**10**	**/**	**1**	**15**	**178**	**11.9**	**32**	**0**

2013 TITANS GAME-BY-GAME INDIVIDUAL RECEIVING STATISTICS

KENDALL WRIGHT

Date		Opp	GP	/	GS	No	Yds	Avg	Lg	TD
09/08/13	@	Pit		p		2	11	5.5	7	0
09/15/13	@	Hou		p		7	54	7.7	14	1
09/22/13		SD		p		6	71	11.8	19	0
09/29/13		NYJ		S		5	56	11.2	25	0
10/06/13		KC		S		6	74	12.3	24	0
10/13/13	@	Sea		p		5	69	13.8	32	0
10/20/13		SF		S		9	98	10.9	21	0
11/03/13	@	StL		S		3	69	23.0	45	0
11/10/13		Jax		S		7	78	11.1	26	0
11/14/13		Ind		S		9	80	8.9	17	0
11/24/13	@	Oak		S		6	103	17.2	31	1
12/01/13	@	Ind		S		6	77	12.8	35	0
12/08/13	@	Den		S		2	17	8.5	13	0
12/15/13		Ari		S		12	150	12.5	26	0
12/22/13	@	Jax		S		4	22	5.5	14	0
12/29/13		Hou		S		5	50	10.0	34	0
2013 Totals:			**16**	**/**	**12**	**94**	**1079**	**11.5**	**45**	**2**

Other receivers: Ryan Fitzpatrick (1 for 0 yards vs. Kansas City, 10/6), Darius Reynaud (1 for 4 yards vs. SF, 10/20), Visanthe Schiancoe (2 for 2 yards at Den, 12/08)

2013 TITANS GAME-BY-GAME INDIVIDUAL PUNTING STATISTICS

BRETT KERN

Date		Opp	GP	/	GS	No.	Yds	Avg	Ret	Yds	R Avg	TB	In	Lg	Blk	Net
09/08/13	@	Pit		p		5	208	41.6	1	1	1.0	0	4	55	0	41.4
09/15/13	@	Hou		p		8	382	47.8	5	9	1.8	0	1	54	0	46.6
09/22/13		SD		p		3	140	46.7	1	7	7.0	0	2	63	0	44.3
09/29/13		NYJ		p		7	293	41.9	2	7	3.5	0	4	54	0	40.9
10/06/13		KC		p		6	272	45.3	5	39	7.8	0	2	56	0	38.8
10/13/13	@	Sea		p		4	140	35.0	2	15	7.5	0	1	46	0	31.3
10/20/13		SF		p		6	263	43.8	2	0	0.0	0	3	55	0	43.8
11/03/13	@	StL		p		5	228	45.6	3	33	11.0	1	1	55	0	35.0
11/10/13		Jax		p		5	219	43.8	2	6	3.0	0	1	53	0	42.6
11/14/13		Ind		p		3	117	39.0	2	15	7.5	0	0	48	0	34.0
11/24/13	@	Oak		p		4	163	40.8	2	18	9.0	0	1	49	1	29.0
12/01/13	@	Ind		p		6	222	37.0	3	29	9.7	0	4	35	0	32.2
12/08/13	@	Den		p		4	201	50.3	4	27	6.8	0	0	62	0	43.5
12/15/13		Ari		p		3	145	48.3	0	0	-	0	2	51	0	48.3
12/22/13	@	Jax		p		3	140	46.7	1	4	4.0	1	0	50	0	38.7
12/29/13		Hou		p		6	253	42.2	0	0	-	0	6	56	0	42.2
2013 Totals:			**16**	**/**	**0**	**78**	**3,386**	**43.4**	**35**	**210**	**6.0**	**2**	**32**	**63**	**1**	**39.7**

Other punters: (none)

2013 TITANS GAME-BY-GAME INDIVIDUAL RETURN STATISTICS

DARIUS REYNAUD						Punt Returns						Kickoff Returns				
Date		Opp	GP	/	GS	No	FC	Yds	Avg	Lg	TD	No	Yds	Avg	Lg	TD
09/08/13	@	Pit		p		5	1	58	11.6	27	0	1	-1	-1.0	-1	0
09/15/13	@	Hou		p		4	0	18	4.5	8	0	0	0	-	0	0
09/22/13		SD		p		2	1	6	3.0	5	0	4	114	28.5	32	0
09/29/13		NYJ		p		2	2	36	18.0	35	0	0	0	-	0	0
10/06/13		KC		p		3	1	18	6.0	13	0	2	48	24.0	26	0
10/13/13	@	Sea		p		0	1	0	-	0	0	4	121	30.3	40	0
10/20/13		SF		p		2	2	-1	-0.5	0	0	4	73	18.3	39	0
2013 Totals:			**7**	**/**	**0**	**18**	**8**	**135**	**7.5**	**35**	**0**	**15**	**355**	**23.7**	**40**	**0**

LEON WASHINGTON						Punt Returns						Kickoff Returns				
Date		Opp	GP	/	GS	No	FC	Yds	Avg	Lg	TD	No	Yds	Avg	Lg	TD
12/01/13	@	Ind		p		2	2	43	21.5	33	0	3	78	26.0	32	0
12/08/13	@	Den		p		0	2	0	-	0	0	5	209	41.8	95	0
12/15/13		Ari		p		2	0	18	9.0	9	0	6	140	23.3	33	0
12/22/13	@	Jax		p		1	2	-1	-1.0	-1	0	0	0	-	0	0
12/29/13		Hou		p		1	3	18	18.0	18	0	2	54	27.0	27	0
2013 Totals:			**7**	**/**	**0**	**6**	**9**	**78**	**13.0**	**33**	**0**	**17**	**500**	**29.4**	**95**	**0**

DAMIAN WILLIAMS						Punt Returns						Kickoff Returns				
Date		Opp	GP	/	GS	No	FC	Yds	Avg	Lg	TD	No	Yds	Avg	Lg	TD
09/08/13	@	Pit		p		0	0	0	-	0	0	0	0	-	0	0
09/15/13	@	Hou		IA		0	0	0	-	0	0	0	0	-	0	0
09/22/13		SD		p		0	0	0	-	0	0	0	0	-	0	0
09/29/13		NYJ		p		0	0	0	-	0	0	0	0	-	0	0
10/06/13		KC		p		1	0	0	-	0	0	0	0	-	0	0
10/13/13	@	Sea		S		0	0	0	-	0	0	0	0	-	0	0
10/20/13		SF		p		0	0	0	-	0	0	0	0	-	0	0
11/03/13	@	StL		p		2	1	8	4.0	8	0	2	59	29.5	37	0
11/10/13		Jax		p		1	2	4	4.0	4	0	3	64	21.3	30	0
11/14/13		Ind		IA		0	0	0	-	0	0	0	0	-	0	0
11/24/13	@	Oak		IA		0	0	0	-	0	0	0	0	-	0	0
12/01/13	@	Ind		IA		0	0	0	-	0	0	0	0	-	0	0
12/08/13	@	Den		IA		0	0	0	-	0	0	0	0	-	0	0
12/15/13		Ari		IA		0	0	0	-	0	0	0	0	-	0	0
12/22/13	@	Jax		p		0	0	0	-	0	0	0	0	-	0	0
12/29/13		Hou		p		0	0	0	-	0	0	0	0	-	0	0
2013 Totals:			**10**	**/**	**1**	**4**	**3**	**12**	**3.0**	**8**	**0**	**5**	**123**	**24.6**	**37**	**0**

DEVON WYLIE						Punt Returns						Kickoff Returns				
Date		Opp	GP	/	GS	No	FC	Yds	Avg	Lg	TD	No	Yds	Avg	Lg	TD
11/14/13		Ind		p		1	0	4	4.0	4	0	3	63	21.0	23	0
11/24/13	@	Oak		p		1	0	0	0.0	0	0	2	31	15.5	20	0
2013 Totals:			**2**	**/**	**0**	**2**	**0**	**4**	**2.0**	**4**	**0**	**5**	**94**	**18.8**	**23**	**0**

Other punt returners: Alterraun Verner (1 for 11 yards vs. Jacksonville, 11/10)

Other kickoff returners: Jackie Battle (1 for 26 yards at St. Louis, 11/3), Alterraun Verner (1 for 17 yards vs. Jacksonville, 11/10), Patrick Bailey (1 for 0 yards vs. Arizona, 12/15)

2013 TITANS GAME-BY-GAME INDIVIDUAL DEFENSIVE STATISTICS

AKEEM AYERS						TACKLES . . .							INTERCEPTIONS . . .					FUMBLES . . .			
Date		Opp	GP	/	GS	Tot	Solo	Asst	Sk	Yds	QBP	TFL	No	Yds	Lg	TD	PD	FF	FR	Yds	SpT
09/08/13	@	Pit		S		0	0	0	0	0	0	0	0	0	0	0	0	0	0	0	0
09/15/13	@	Hou		S		3	2	1	0	0	1	0	0	0	0	0	1	0	0	0	0
09/22/13		SD		S		1	1	0	1	5	0	0	0	0	0	0	1	0	0	0	0
09/29/13		NYJ		p		5	3	2	0	0	1	0	0	0	0	0	0	0	0	0	0
10/06/13		KC		S		5	3	2	0	0	0	0	0	0	0	0	0	0	0	0	0
10/13/13	@	Sea		S		3	2	1	0	0	0	0	0	0	0	0	0	0	0	0	0
10/20/13		SF		S		9	8	1	0	0	1	0	0	0	0	0	0	0	0	0	0
11/03/13	@	StL		S		5	4	1	0	0	0	0	0	0	0	0	1	0	0	0	0
11/06/13		Jax		S		3	3	0	0	0	0	0	0	0	0	0	1	0	0	0	0
11/14/13		Ind		S		8	6	2	0	0	0	1	0	0	0	0	0	0	0	0	0
11/24/13	@	Oak		S		7	6	1	0	0	1	1	0	0	0	0	1	0	0	0	0
12/1/13	@	Ind		S		1	1	0	0	0	0	0	0	0	0	0	2	0	0	0	0
12/8/13	@	Den		p		0	0	0	0	0	0	0	0	0	0	0	0	0	0	0	0
12/15/13		Ari		S		2	2	0	0	0	0	0	0	0	0	0	0	0	0	0	0
12/22/13	@	Jax		S		2	1	1	0	0	0	0	0	0	0	0	0	0	0	0	0
12/29/13		Hou		S		2	2	0	0.0	0.0	0	1	1	5	5	0	1	1	0	0	0
2013 Totals:			**16**	**/**	**14**	**56**	**44**	**12**	**1.0**	**5.0**	**4.0**	**3**	**1**	**5**	**5**	**0**	**8**	**1**	**0**	**0**	**0**

PATRICK BAILEY						TACKLES . . .							INTERCEPTIONS . . .					FUMBLES . . .			
Date		Opp	GP	/	GS	Tot	Solo	Asst	Sk	Yds	QBP	TFL	No	Yds	Lg	TD	PD	FF	FR	Yds	SpT
09/08/13	@	Pit		p		0	0	0	0.0	0.0	0	0	0	0	0	0	0	0	0	0	2
09/15/13	@	Hou		p		0	0	0	0.0	0.0	0	0	0	0	0	0	0	0	0	0	0
09/22/13		SD		p		0	0	0	0.0	0.0	0	0	0	0	0	0	0	0	0	0	0
09/29/13		NYJ		IA		0	0	0	0.0	0.0	0	0	0	0	0	0	0	0	0	0	0
10/06/13		KC		p		0	0	0	0.0	0.0	0	0	0	0	0	0	0	0	0	0	0
10/13/13	@	Sea		IA		0	0	0	0.0	0.0	0	0	0	0	0	0	0	0	0	0	0
10/20/13		SF		IA		0	0	0	0.0	0.0	0	0	0	0	0	0	0	0	0	0	0
11/03/13	@	StL		p		0	0	0	0.0	0.0	0	0	0	0	0	0	0	0	0	0	0
11/10/13		Jax		p		0	0	0	0.0	0.0	0	0	0	0	0	0	0	0	0	0	1
11/14/13		Ind		p		0	0	0	0.0	0.0	0	0	0	0	0	0	0	0	0	0	3
11/24/13	@	Oak		p		0	0	0	0.0	0.0	0	0	0	0	0	0	0	0	0	0	0
12/01/13	@	Ind		p		0	0	0	0.0	0.0	0	0	0	0	0	0	0	0	0	0	1
12/08/13	@	Den		p		0	0	0	0.0	0.0	0	0	0	0	0	0	0	0	0	0	2
12/15/13		Ari		p		0	0	0	0.0	0.0	0	0	0	0	0	0	0	0	0	0	1
12/22/13	@	Jax		p		0	0	0	0.0	0.0	0	0	0	0	0	0	0	0	0	0	2
12/29/13		Hou		p		0	0	0	0.0	0.0	0	0	0	0	0	0	0	0	0	0	1
2013 Totals:			**13**	**/**	**0**	**0**	**0**	**0**	**0.0**	**0.0**	**0.0**	**0**	**0**	**0**	**0**	**0**	**0**	**0**	**0**	**0**	**13**

ZACH BROWN						TACKLES . . .							INTERCEPTIONS . . .					FUMBLES . . .			
Date		Opp	GP	/	GS	Tot	Solo	Asst	Sk	Yds	QBP	TFL	No	Yds	Lg	TD	PD	FF	FR	Yds	SpT
09/08/13	@	Pit		S		10	6	4	2.0	9.0	0	0	0	0	0	0	1	0	0	0	0
09/15/13	@	Hou		S		13	11	2	0.0	0.0	1	0	0	0	0	0	0	0	0	0	0
09/22/13		SD		S		1	1	0	0.0	0.0	0	0	0	0	0	0	0	0	0	0	0
09/29/13		NYJ		S		8	6	2	1.0	11.0	2	0	0	0	0	0	0	1	0	0	0
10/06/13		KC		S		4	1	3	0.0	0.0	1	0	0	0	0	0	0	0	0	0	0
10/13/13	@	Sea		S		8	5	3	0.0	0.0	0	0	0	0	0	0	0	0	0	0	1
10/20/13		SF		S		6	5	1	0.0	0.0	0	0	0	0	0	0	0	0	0	0	0
11/03/13	@	StL		S		9	3	6	0.0	0.0	0	0	0	0	0	0	0	0	0	0	0
11/10/13		Jax		p		8	6	2	0.0	0.0	0	1	0	0	0	0	0	0	0	0	0
11/14/13		Ind		S		7	2	5	0.0	0.0	0	0	0	0	0	0	0	0	0	0	0
11/24/13	@	Oak		S		11	8	3	0.0	0.0	0	1	1	3	3	0	2	0	0	0	0
12/01/13	@	Ind		S		9	8	1	1.0	6.0	0	0	0	0	0	0	1	0	0	0	0
12/08/13	@	Den		p		8	6	2	0.0	0.0	0	1	0	0	0	0	0	0	0	0	0
12/15/13		Ari		S		2	2	0	0.0	0.0	0	0	0	0	0	0	0	0	0	0	0
12/22/13	@	Jax		p		4	4	0	0.0	0.0	0	0	0	0	0	0	0	0	0	0	0
12/29/13		Hou		S		9	6	3	0.0	0.0	0	1	0	0	0	0	1	0	1	0	0
2013 Totals:			**16**	**/**	**13**	**117**	**80**	**37**	**4.0**	**26.0**	**4**	**4**	**1**	**3**	**3**	**0**	**5**	**1**	**1**	**0**	**1**

2013 TITANS GAME-BY-GAME INDIVIDUAL DEFENSIVE STATISTICS

TOMMIE CAMPBELL						TACKLES . . .							INTERCEPTIONS . . .					FUMBLES . . .			
Date		Opp	GP	/	GS	Tot	Solo	Asst	Sk	Yds	QBP	TFL	No	Yds	Lg	TD	PD	FF	FR	Yds	SpT
09/08/13	@	Pit		p		0	0	0	0.0	0.0	0	0	0	0	0	0	0	0	0	0	0
09/15/13	@	Hou		p		0	0	0	0.0	0.0	0	0	0	0	0	0	0	0	0	0	4
09/22/13		SD		p		0	0	0	0.0	0.0	0	0	0	0	0	0	0	0	0	0	1
09/29/13		NYJ		p		1	1	0	0.0	0.0	0	0	0	0	0	0	0	0	0	0	2
10/06/13		KC		p		3	2	1	0.0	0.0	0	0	0	0	0	0	0	0	0	0	2
10/13/13	@	Sea		p		0	0	0	0.0	0.0	0	0	0	0	0	0	0	0	0	0	1
10/20/13		SF		p		0	0	0	0.0	0.0	0	0	0	0	0	0	0	0	0	0	0
11/03/13	@	StL		p		0	0	0	0.0	0.0	0	0	0	0	0	0	0	0	0	0	1
11/10/13		Jax		IA		0	0	0	0.0	0.0	0	0	0	0	0	0	0	0	0	0	0
11/14/13		Ind		IA		0	0	0	0.0	0.0	0	0	0	0	0	0	0	0	0	0	0
11/24/13	@	Oak		IR		Placed on Injured Reserve Nov. 18, 2013															
12/01/13	@	Ind		IR		Injured Reserve															
12/08/13	@	Den		IR		Injured Reserve															
12/15/13		Ari		IR		Injured Reserve															
12/22/13	@	Jax		IR		Injured Reserve															
12/29/13		Hou		IR		Injured Reserve															
2013 Totals:			**8**	**/**	**0**	**4**	**3**	**1**	**0.0**	**0.0**	**0**	**0**	**0**	**0**	**0**	**0**	**0**	**0**	**0**	**0**	**11**

JURRELL CASEY						TACKLES . . .							INTERCEPTIONS . . .					FUMBLES . . .			
Date		Opp	GP	/	GS	Tot	Solo	Asst	Sk	Yds	QBP	TFL	No	Yds	Lg	TD	PD	FF	FR	Yds	SpT
09/08/13	@	Pit		S		4	2	2	2.0	14.0	1	0	0	0	0	0	0	0	0	0	0
09/15/13	@	Hou		S		6	4	2	0.0	0.0	0	0	0	0	0	0	1	0	0	0	0
09/22/13		SD		S		4	3	1	0.0	0.0	1	0	0	0	0	0	1	0	0	0	0
09/29/13		NYJ		S		5	4	1	1.0	1.0	1	0	0	0	0	0	0	0	0	0	0
10/06/13		KC		S		4	3	1	0.0	0.0	0	0	0	0	0	0	0	0	0	0	0
10/13/13	@	Sea		p		7	3	4	0.0	0.0	0	0	0	0	0	0	0	0	0	0	0
10/20/13		SF		S		4	3	1	1.0	2.0	2	0	0	0	0	0	0	0	0	0	0
11/03/13	@	StL		S		10	5	5	2.0	7.0	1	0	0	0	0	0	0	1	0	0	0
11/10/13		Jax		S		8	6	2	1.0	8.0	0	1	0	0	0	0	0	0	0	0	0
11/14/13		Ind		S		4	2	2	0.0	0.0	1	0	0	0	0	0	1	0	0	0	0
11/24/13	@	Oak		S		7	0	7	0.0	0.0	0	0	0	0	0	0	0	0	1	0	0
12/01/13	@	Ind		S		9	6	3	2.0	17.0	2	1	0	0	0	0	0	0	0	0	0
12/08/13	@	Den		S		2	1	1	0.0	0.0	0	0	0	0	0	0	0	0	0	0	0
12/15/13		Ari		S		10	6	4	1.5	11.5	1	1	0	0	0	0	0	0	0	0	0
12/22/13	@	Jax		S		6	1	5	0.0	0.0	0	0	0	0	0	0	0	0	0	0	0
12/29/13		Hou		IA		0	0	0	0.0	0.0	0	0	0	0	0	0	0	0	0	0	0
2013 Totals:			**15**	**/**	**14**	**90**	**49**	**41**	**9.0**	**49.0**	**10**	**3**	**0**	**0**	**0**	**0**	**3**	**1**	**1**	**0**	**0**

KEYUNTA DAWSON						TACKLES . . .							INTERCEPTIONS . . .					FUMBLES . . .			
Date		Opp	GP	/	GS	Tot	Solo	Asst	Sk	Yds	QBP	TFL	No	Yds	Lg	TD	PD	FF	FR	Yds	SpT
09/08/13	@	Pit		IA		0	0	0	0.0	0.0	0	0	0	0	0	0	0	0	0	0	0
09/15/13	@	Hou		IA		0	0	0	0.0	0.0	0	0	0	0	0	0	0	0	0	0	0
09/22/13		SD		p		0	0	0	0.0	0.0	0	0	0	0	0	0	0	0	0	0	0
09/29/13		NYJ		p		0	0	0	0.0	0.0	0	0	0	0	0	0	0	0	0	0	0
2013 Totals:			**2**	**/**	**0**	**0**	**0**	**0**	**0.0**	**0.0**	**0**	**0**	**0**	**0**	**0**	**0**	**0**	**0**	**0**	**0**	**0**

ZAC DILES						TACKLES . . .							INTERCEPTIONS . . .					FUMBLES . . .			
Date		Opp	GP	/	GS	Tot	Solo	Asst	Sk	Yds	QBP	TFL	No	Yds	Lg	TD	PD	FF	FR	Yds	SpT
10/20/13		SF		p		0	0	0	0.0	0.0	0	0	0	0	0	0	0	0	0	0	0
11/03/13	@	StL		IA		0	0	0	0.0	0.0	0	0	0	0	0	0	0	0	0	0	0
11/10/13		Jax		IA		0	0	0	0.0	0.0	0	0	0	0	0	0	0	0	0	0	0
11/14/13		Ind		p		0	0	0	0.0	0.0	0	0	0	0	0	0	0	0	0	0	0
11/24/13	@	Oak		IA		0	0	0	0.0	0.0	0	0	0	0	0	0	0	0	0	0	0
12/01/13	@	Ind		IA		0	0	0	0.0	0.0	0	0	0	0	0	0	0	0	0	0	0
2013 Totals:			**2**	**/**	**0**	**0**	**0**	**0**	**0.0**	**0.0**	**0**	**0**	**0**	**0**	**0**	**0**	**0**	**0**	**0**	**0**	**0**

2013 TITANS GAME-BY-GAME INDIVIDUAL DEFENSIVE STATISTICS

LAVAR EDWARDS						TACKLES . . .							INTERCEPTIONS . . .					FUMBLES . . .			
Date		Opp	GP	/	GS	Tot	Solo	Asst	Sk	Yds	QBP	TFL	No	Yds	Lg	TD	PD	FF	FR	Yds	SpT
09/08/13	@	Pit		IA		0	0	0	0.0	0.0	0	0	0	0	0	0	0	0	0	0	0
09/15/13	@	Hou		IA		0	0	0	0.0	0.0	0	0	0	0	0	0	0	0	0	0	0
09/22/13		SD		IA		0	0	0	0.0	0.0	0	0	0	0	0	0	0	0	0	0	0
09/29/13		NYJ		IA		0	0	0	0.0	0.0	0	0	0	0	0	0	0	0	0	0	0
10/06/13		KC		p		3	2	1	0.0	0.0	0	0	0	0	0	0	1	0	0	0	0
10/13/13	@	Sea		p		2	1	1	0.0	0.0	1	0	0	0	0	0	0	0	0	0	0
10/20/13		SF		S		1	0	1	0.0	0.0	0	0	0	0	0	0	0	0	0	0	0
11/03/13	@	StL		IA		0	0	0	0.0	0.0	0	0	0	0	0	0	0	0	0	0	0
11/10/13		Jax		IA		0	0	0	0.0	0.0	0	0	0	0	0	0	0	0	0	0	0
11/14/13		Ind		IA		0	0	0	0.0	0.0	0	0	0	0	0	0	0	0	0	0	0
11/24/13	@	Oak		p		1	0	1	0.0	0.0	0	0	0	0	0	0	0	0	0	0	0
12/01/13	@	Ind		p		1	1	0	0.0	0.0	0	0	0	0	0	0	0	0	0	0	0
12/08/13	@	Den		IA		0	0	0	0.0	0.0	0	0	0	0	0	0	0	0	0	0	0
12/15/13		Ari		p		0	0	0	0.0	0.0	0	0	0	0	0	0	0	0	0	0	0
12/22/13	@	Jax		IA		0	0	0	0.0	0.0	0	0	0	0	0	0	0	0	0	0	0
12/29/13		Hou		p		2	2	0	0.0	0.0	0	1	0	0	0	0	0	0	0	0	0
2013 Totals:			**7**	**/**	**1**	**10**	**6**	**4**	**0.0**	**0.0**	**1**	**1**	**0**	**0**	**0**	**0**	**1**	**0**	**0**	**0**	**0**

MOISE FOKOU						TACKLES . . .							INTERCEPTIONS . . .					FUMBLES . . .			
Date		Opp	GP	/	GS	Tot	Solo	Asst	Sk	Yds	QBP	TFL	No	Yds	Lg	TD	PD	FF	FR	Yds	SpT
09/08/13	@	Pit		S		5	3	2	0.0	0.0	0	0	0	0	0	0	0	0	1	0	0
09/15/13	@	Hou		S		5	2	3	0.0	0.0	0	0	0	0	0	0	0	0	0	0	0
09/22/13		SD		S		9	8	1	0.0	0.0	0	0	0	0	0	0	0	0	0	0	0
09/29/13		NYJ		S		11	7	4	0.0	0.0	1	0	0	0	0	0	0	0	0	0	0
10/06/13		KC		S		9	6	3	0.0	0.0	0	1	0	0	0	0	0	0	0	0	0
10/13/13	@	Sea		S		7	4	3	1.0	0.0	0	0	0	0	0	0	0	2	0	0	0
10/20/13		SF		IA		0	0	0	0.0	0.0	0	0	0	0	0	0	0	0	0	0	0
11/03/13	@	StL		IA		0	0	0	0.0	0.0	0	0	0	0	0	0	0	0	0	0	0
11/10/13		Jax		IA		0	0	0	0.0	0.0	0	0	0	0	0	0	0	0	0	0	0
11/14/13		Ind		IA		0	0	0	0.0	0.0	0	0	0	0	0	0	0	0	0	0	0
11/24/13	@	Oak		S		3	3	0	0.0	0.0	0	0	0	0	0	0	0	0	0	0	0
12/01/13	@	Ind		S		8	5	3	0.0	0.0	0	0	0	0	0	0	0	0	0	0	0
12/08/13	@	Den		S		14	9	5	0.0	0.0	0	0	0	0	0	0	0	0	0	0	0
12/15/13		Ari		S		9	7	2	0.0	0.0	0	0	0	0	0	0	0	0	0	0	0
12/22/13	@	Jax		S		9	5	4	0.0	0.0	0	0	0	0	0	0	0	0	0	0	0
12/29/13		Hou		S		9	8	1	0.0	0.0	0	0	0	0	0	0	0	0	0	0	0
2013 Totals:			**12**	**/**	**12**	**98**	**67**	**31**	**1.0**	**0.0**	**1**	**1**	**0**	**0**	**0**	**0**	**0**	**2**	**1**	**0**	**0**

ZAVIAR GOODEN						TACKLES . . .							INTERCEPTIONS . . .					FUMBLES . . .			
Date		Opp	GP	/	GS	Tot	Solo	Asst	Sk	Yds	QBP	TFL	No	Yds	Lg	TD	PD	FF	FR	Yds	SpT
09/08/13	@	Pit		IA		0	0	0	0.0	0.0	0	0	0	0	0	0	0	0	0	0	0
09/15/13	@	Hou		IA		0	0	0	0.0	0.0	0	0	0	0	0	0	0	0	0	0	0
09/22/13		SD		IA		0	0	0	0.0	0.0	0	0	0	0	0	0	0	0	0	0	0
09/29/13		NYJ		p		0	0	0	0.0	0.0	0	0	0	0	0	0	0	0	0	0	0
10/06/13		KC		p		0	0	0	0.0	0.0	0	0	0	0	0	0	0	0	0	0	1
10/13/13	@	Sea		IA		0	0	0	0.0	0.0	0	0	0	0	0	0	0	0	0	0	0
10/20/13		SF		IA		0	0	0	0.0	0.0	0	0	0	0	0	0	0	0	0	0	0
11/03/13	@	StL		p		0	0	0	0.0	0.0	0	0	0	0	0	0	0	0	0	0	2
11/10/13		Jax		p		0	0	0	0.0	0.0	0	0	0	0	0	0	0	0	0	0	0
11/14/13		Ind		IA		0	0	0	0.0	0.0	0	0	0	0	0	0	0	0	0	0	0
11/24/13	@	Oak		p		0	0	0	0.0	0.0	0	0	0	0	0	0	0	0	0	0	1
12/01/13	@	Ind		p		0	0	0	0.0	0.0	0	0	0	0	0	0	0	0	0	0	0
12/08/13	@	Den		S		1	1	0	0.0	0.0	0	0	0	0	0	0	0	0	0	0	2
12/15/13		Ari		p		6	3	3	0.0	0.0	0	0	0	0	0	0	0	0	0	0	1
12/22/13	@	Jax		IA		0	0	0	0.0	0.0	0	0	0	0	0	0	0	0	0	0	0
12/29/13		Hou		p		0	0	0	0.0	0.0	0	0	0	0	0	0	0	0	0	0	0
2013 Totals:			**9**	**/**	**1**	**7**	**4**	**3**	**0.0**	**0.0**	**0**	**0**	**0**	**0**	**0**	**0**	**0**	**0**	**0**	**0**	**7**

2013 TITANS GAME-BY-GAME INDIVIDUAL DEFENSIVE STATISTICS

MICHAEL GRIFFIN						TACKLES . . .							INTERCEPTIONS . . .					FUMBLES . . .			
Date		Opp	GP	/	GS	Tot	Solo	Asst	Sk	Yds	QBP	TFL	No	Yds	Lg	TD	PD	FF	FR	Yds	SpT
09/08/13	@	Pit		S		3	2	1	0.0	0.0	0	0	0	0	0	0	0	0	0	0	0
09/15/13	@	Hou		S		5	3	2	0.0	0.0	0	0	0	0	0	0	1	0	0	0	0
09/22/13		SD		S		12	8	4	0.0	0.0	0	0	0	0	0	0	0	0	0	0	1
09/29/13		NYJ		S		5	3	2	0.0	0.0	0	1	0	0	0	0	0	0	0	0	0
10/06/13		KC		S		7	6	1	0.0	0.0	0	0	0	0	0	0	1	1	0	0	1
10/13/13	@	Sea		S		9	6	3	0.0	0.0	0	0	0	0	0	0	0	1	1	0	0
10/20/13		SF		S		8	7	1	0.0	0.0	0	0	0	0	0	0	0	0	0	0	0
11/03/13	@	StL		IA		0	0	0	0.0	0.0	0	0	0	0	0	0	0	0	0	0	0
11/10/13		Jax		S		7	5	2	0.0	0.0	0	0	0	0	0	0	0	0	0	0	0
11/14/13		Ind		S		8	7	1	0.0	0.0	0	0	0	0	0	0	0	0	0	0	0
11/24/13	@	Oak		S		8	7	1	0.0	0.0	0	0	0	0	0	0	0	0	0	0	0
12/01/13	@	Ind		SUS		0	0	0	0.0	0.0	0	0	0	0	0	0	0	0	0	0	0
12/08/13	@	Den		S		11	6	5	0.0	0.0	0	0	0	0	0	0	0	0	0	0	0
12/15/13		Ari		S		8	6	2	0.0	0.0	0	0	0	0	0	0	1	0	0	0	1
12/22/13	@	Jax		S		8	4	4	0.0	0.0	0	0	0	0	0	0	1	0	0	0	0
12/29/13		Hou		S		7	1	6	0.0	0.0	0	0	1	0	0	0	1	0	0	0	0
2013 Totals:			**14**	**/**	**14**	**106**	**71**	**35**	**0.0**	**0.0**	**0**	**1**	**1**	**0**	**0**	**0**	**5**	**2**	**1**	**0**	**3**

SAMMIE HILL						TACKLES . . .							INTERCEPTIONS . . .					FUMBLES . . .			
Date		Opp	GP	/	GS	Tot	Solo	Asst	Sk	Yds	QBP	TFL	No	Yds	Lg	TD	PD	FF	FR	Yds	SpT
09/08/13	@	Pit		S		2	1	1	0.0	0.0	1	0	0	0	0	0	1	0	0	0	0
09/15/13	@	Hou		p		1	1	0	0.0	0.0	0	0	0	0	0	0	0	0	0	0	0
09/22/13		SD		IA		0	0	0	0.0	0.0	0	0	0	0	0	0	0	0	0	0	0
09/29/13		NYJ		IA		0	0	0	0.0	0.0	0	0	0	0	0	0	0	0	0	0	0
10/06/13		KC		IA		0	0	0	0.0	0.0	0	0	0	0	0	0	0	0	0	0	0
10/13/13	@	Sea		p		0	0	0	0.0	0.0	0	0	0	0	0	0	0	0	0	0	0
10/20/13		SF		p		4	1	3	0.0	0.0	0	0	0	0	0	0	0	0	0	0	0
11/03/13	@	StL		S		6	4	2	0.0	0.0	0	0	0	0	0	0	0	0	0	0	0
11/10/13		Jax		S		2	2	0	0.0	0.0	0	0	0	0	0	0	1	0	0	0	0
11/14/13		Ind		S		2	1	1	0.0	0.0	0	0	0	0	0	0	1	0	0	0	0
11/24/13	@	Oak		S		6	5	1	0.0	0.0	0	0	0	0	0	0	1	0	0	0	0
12/01/13	@	Ind		S		4	3	1	0.0	0.0	0	0	0	0	0	0	1	0	0	0	0
12/08/13	@	Den		S		4	2	2	0.0	0.0	0	0	0	0	0	0	0	0	0	0	0
12/15/13		Ari		S		4	3	1	0.0	0.0	0	0	0	0	0	0	1	0	0	0	0
12/22/13	@	Jax		S		2	1	1	0.0	0.0	0	0	0	0	0	0	0	0	0	0	0
12/29/13		Hou		S		3	2	1	0.0	0.0	0	0	0	0	0	0	1	0	1	0	0
2013 Totals:			**13**	**/**	**10**	**40**	**26**	**14**	**0.0**	**0.0**	**1**	**0**	**0**	**0**	**0**	**0**	**7**	**0**	**1**	**0**	**0**

ANTONIO JOHNSON						TACKLES . . .							INTERCEPTIONS . . .					FUMBLES . . .			
Date		Opp	GP	/	GS	Tot	Solo	Asst	Sk	Yds	QBP	TFL	No	Yds	Lg	TD	PD	FF	FR	Yds	SpT
09/08/13	@	Pit		p		1	1	0	0.0	0.0	0	1	0	0	0	0	0	0	0	0	0
09/15/13	@	Hou		p		2	2	0	0.0	0.0	0	1	0	0	0	0	0	0	0	0	0
09/22/13		SD		S		3	2	1	1.0	4.0	1	0	0	0	0	0	0	0	0	0	0
09/29/13		NYJ		S		4	1	3	0.0	0.0	1	0	0	0	0	0	0	0	0	0	0
10/06/13		KC		S		2	1	1	1.0	8.0	0	0	0	0	0	0	0	0	0	0	0
10/13/13	@	Sea		S		4	2	2	0.0	0.0	0	0	0	0	0	0	0	0	0	0	0
10/20/13		SF		S		6	5	1	1.0	1.0	0	0	0	0	0	0	0	0	0	0	0
11/03/13	@	StL		p		0	0	0	0.0	0.0	0	0	0	0	0	0	0	0	0	0	0
11/10/13		Jax		p		1	1	0	0.0	0.0	1	0	0	0	0	0	0	0	0	0	0
11/14/13		Ind		p		0	0	0	0.0	0.0	0	0	0	0	0	0	0	0	0	0	0
11/24/13	@	Oak		p		1	0	1	0.0	0.0	0	0	0	0	0	0	0	0	0	0	0
12/01/13	@	Ind		p		2	0	2	0.0	0.0	0	0	0	0	0	0	0	0	0	0	0
12/08/13	@	Den		p		4	2	2	0.0	0.0	0	0	0	0	0	0	0	0	0	0	0
12/15/13		Ari		p		0	0	0	0.0	0.0	0	0	0	0	0	0	0	0	0	0	0
12/22/13	@	Jax		p		2	1	1	0.0	0.0	0	0	0	0	0	0	0	0	0	0	0
12/29/13		Hou		S		3	1	2	0.0	0.0	0	0	0	0	0	0	1	0	0	0	0
2013 Totals:			**16**	**/**	**6**	**35**	**19**	**16**	**3.0**	**13.0**	**3**	**2**	**0**	**0**	**0**	**0**	**1**	**0**	**0**	**0**	**0**

2013 TITANS GAME-BY-GAME INDIVIDUAL DEFENSIVE STATISTICS

KARL KLUG						TACKLES . . .							INTERCEPTIONS . . .					FUMBLES . . .			
Date		Opp	GP	/	GS	Tot	Solo	Asst	Sk	Yds	QBP	TFL	No	Yds	Lg	TD	PD	FF	FR	Yds	SpT
09/08/13	@	Pit		p		2	0	2	0.0	0.0	0	0	0	0	0	0	0	0	0	0	0
09/15/13	@	Hou		S		1	1	0	0.0	0.0	0	0	0	0	0	0	0	0	0	0	0
09/22/13		SD		p		3	2	1	0.0	0.0	0	0	0	0	0	0	0	0	0	0	0
09/29/13		NYJ		p		3	1	2	1.0	16.0	0	0	0	0	0	0	0	1	1	0	0
10/06/13		KC		p		2	1	1	0.0	0.0	1	0	0	0	0	0	0	0	0	0	0
10/13/13	@	Sea		p		1	1	0	0.0	0.0	0	0	0	0	0	0	0	0	0	0	0
10/20/13		SF		p		1	0	1	0.0	0.0	0	0	0	0	0	0	0	0	0	0	0
11/03/13	@	StL		p		1	1	0	0.0	0.0	0	0	0	0	0	0	0	0	0	0	0
11/10/13		Jax		S		0	0	0	0.0	0.0	0	0	0	0	0	0	0	0	0	0	0
11/14/13		Ind		p		1	1	0	0.0	0.0	0	0	0	0	0	0	0	0	0	0	0
11/24/13	@	Oak		p		0	0	0	0.0	0.0	1	0	0	0	0	0	0	0	0	0	0
12/01/13	@	Ind		p		3	2	1	1.0	7.0	1	0	0	0	0	0	1	1	0	0	0
12/08/13	@	Den		S		5	1	4	0.0	0.0	0	0	0	0	0	0	0	0	0	0	0
12/15/13		Ari		p		0	0	0	0.0	0.0	0	0	0	0	0	0	1	0	0	0	0
12/22/13	@	Jax		p		1	1	0	0.0	0.0	0	0	0	0	0	0	0	0	0	0	0
12/29/13		Hou		p		2	2	0	0.0	0.0	1	0	0	0	0	0	0	0	0	0	0
2013 Totals:			**16**	**/**	**3**	**26**	**14**	**12**	**2.0**	**23.0**	**4**	**0**	**0**	**0**	**0**	**0**	**2**	**2**	**1**	**0**	**0**

COREY LYNCH						TACKLES . . .							INTERCEPTIONS . . .					FUMBLES . . .			
Date		Opp	GP	/	GS	Tot	Solo	Asst	Sk	Yds	QBP	TFL	No	Yds	Lg	TD	PD	FF	FR	Yds	SpT
11/03/13	@	StL		p		0	0	0	0.0	0.0	0	0	0	0	0	0	0	0	0	0	1
11/10/13		Jax		p		0	0	0	0.0	0.0	0	0	0	0	0	0	0	0	0	0	1
11/14/13		Ind		p		0	0	0	0.0	0.0	0	0	0	0	0	0	0	0	0	0	1
2013 Totals:			**3**	**/**	**0**	**0**	**0**	**0**	**0.0**	**0.0**	**0**	**0**	**0**	**0**	**0**	**0**	**0**	**0**	**0**	**0**	**3**

MIKE MARTIN						TACKLES . . .							INTERCEPTIONS . . .					FUMBLES . . .			
Date		Opp	GP	/	GS	Tot	Solo	Asst	Sk	Yds	QBP	TFL	No	Yds	Lg	TD	PD	FF	FR	Yds	SpT
09/08/13	@	Pit		p		2	0	2	0.0	0.0	0	0	0	0	0	0	0	0	0	0	0
09/15/13	@	Hou		p		0	0	0	0.0	0.0	1	0	0	0	0	0	0	0	0	0	0
09/22/13		SD		p		0	0	0	0.0	0.0	0	0	0	0	0	0	0	0	0	0	0
09/29/13		NYJ		p		2	2	0	0.0	0.0	0	1	0	0	0	0	0	0	0	0	0
10/06/13		KC		p		1	0	1	0.0	0.0	0	0	0	0	0	0	0	0	0	0	0
10/13/13	@	Sea		S		5	2	3	0.0	0.0	0	1	0	0	0	0	0	0	0	0	0
10/20/13		SF		p		2	1	1	0.0	0.0	0	0	0	0	0	0	0	0	0	0	0
11/03/13	@	StL		p		2	1	1	0.0	0.0	1	0	0	0	0	0	0	0	0	0	0
11/10/13		Jax		p		2	2	0	1.0	3.0	0	0	0	0	0	0	1	0	0	0	0
11/14/13		Ind		p		2	1	1	0.0	0.0	0	0	0	0	0	0	0	0	0	0	0
11/24/13	@	Oak		IA		0	0	0	0.0	0.0	0	0	0	0	0	0	0	0	0	0	0
12/01/13	@	Ind		IA		0	0	0	0.0	0.0	0	0	0	0	0	0	0	0	0	0	0
12/08/13	@	Den		p		2	0	2	0.0	0.0	0	0	0	0	0	0	0	0	0	0	0
12/15/13		Ari		IA		0	0	0	0.0	0.0	0	0	0	0	0	0	0	0	0	0	0
12/22/13	@	Jax		p		1	0	1	0.0	0.0	0	0	0	0	0	0	0	0	0	0	0
12/29/13		Hou		p		1	0	1	0.0	0.0	0	0	0	0	0	0	0	0	0	0	0
2013 Totals:			**13**	**/**	**1**	**22**	**9**	**13**	**1.0**	**3.0**	**2**	**2**	**0**	**0**	**0**	**0**	**1**	**0**	**0**	**0**	**0**

2013 TITANS GAME-BY-GAME INDIVIDUAL DEFENSIVE STATISTICS

COLIN McCARTHY						TACKLES . . .							INTERCEPTIONS . . .					FUMBLES . . .			
Date		Opp	GP	/	GS	Tot	Solo	Asst	Sk	Yds	QBP	TFL	No	Yds	Lg	TD	PD	FF	FR	Yds	SpT
09/08/13	@	Pit		p		0	0	0	0.0	0.0	0	0	0	0	0	0	0	0	0	0	0
09/15/13	@	Hou		p		0	0	0	0.0	0.0	0	0	0	0	0	0	0	0	0	0	2
09/22/13		SD		p		1	1	0	0.0	0.0	0	0	0	0	0	0	0	0	0	0	1
09/29/13		NYJ		p		0	0	0	0.0	0.0	0	0	0	0	0	0	0	0	0	0	4
10/06/13		KC		p		1	1	0	0.0	0.0	0	0	0	0	0	0	0	0	0	0	1
10/13/13	@	Sea		p		2	1	1	0.0	0.0	0	0	0	0	0	0	0	0	0	0	2
10/20/13		SF		S		9	5	4	0.0	0.0	0	1	0	0	0	0	0	0	0	0	0
11/03/13	@	StL		S		14	10	4	0.0	0.0	0	0	0	0	0	0	0	0	0	0	0
11/10/13		Jax		S		7	2	5	0.0	0.0	1	1	1	1	1	0	1	1	0	0	0
11/14/13		Ind		S		10	9	1	0.0	0.0	0	0	0	0	0	0	0	0	0	0	0
11/24/13	@	Oak		p		0	0	0	0.0	0.0	0	0	0	0	0	0	0	0	0	0	2
12/01/13	@	Ind		p		0	0	0	0.0	0.0	0	0	0	0	0	0	0	0	0	0	2
12/08/13	@	Den		p		4	4	0	0.0	0.0	0	0	0	0	0	0	0	0	0	0	2
12/15/13		Ari		p		0	0	0	0.0	0.0	0	0	0	0	0	0	0	0	0	0	1
12/22/13	@	Jax		S		3	2	1	0.0	0.0	0	0	0	0	0	0	0	0	0	0	0
12/29/13		Hou		p		0	0	0	0.0	0.0	0	0	0	0	0	0	0	0	0	0	0
2013 Totals:			**16**	**/**	**5**	**51**	**35**	**16**	**0.0**	**0.0**	**1**	**2**	**1**	**1**	**1**	**0**	**1**	**1**	**0**	**0**	**17**

JASON McCOURTY						TACKLES . . .							INTERCEPTIONS . . .					FUMBLES . . .			
Date		Opp	GP	/	GS	Tot	Solo	Asst	Sk	Yds	QBP	TFL	No	Yds	Lg	TD	PD	FF	FR	Yds	SpT
09/08/13	@	Pit		S		4	4	0	0.0	0.0	0	1	0	0	0	0	3	0	0	0	0
09/15/13	@	Hou		S		7	5	2	0.0	0.0	0	0	0	0	0	0	1	0	0	0	0
09/22/13		SD		S		3	3	0	0.0	0.0	0	0	0	0	0	0	0	0	0	0	0
09/29/13		NYJ		S		5	5	0	0.0	0.0	0	0	0	0	0	0	0	0	0	0	0
10/06/13		KC		S		5	3	2	0.0	0.0	0	0	0	0	0	0	0	0	0	0	0
10/13/13	@	Sea		S		8	7	1	0.0	0.0	0	0	0	0	0	0	0	1	1	77	0
10/20/13		SF		S		6	5	1	0.0	0.0	0	0	0	0	0	0	2	0	0	0	0
11/03/13	@	StL		S		2	2	0	0.0	0.0	0	0	0	0	0	0	2	0	0	0	0
11/10/13		Jax		S		1	1	0	0.0	0.0	0	0	0	0	0	0	0	0	0	0	0
11/14/13		Ind		S		3	3	0	0.0	0.0	0	0	0	0	0	0	1	0	0	0	0
11/24/13	@	Oak		S		5	4	1	0.0	0.0	0	1	0	0	0	0	2	0	0	0	0
12/01/13	@	Ind		S		4	4	0	0.0	0.0	0	0	0	0	0	0	2	0	0	0	0
12/08/13	@	Den		S		6	6	0	0.0	0.0	0	0	0	0	0	0	0	0	0	0	0
12/15/13		Ari		S		8	6	2	0.0	0.0	0	0	0	0	0	0	1	0	0	0	0
12/22/13	@	Jax		S		4	4	0	0.0	0.0	0	0	0	0	0	0	0	0	0	0	0
12/29/13		Hou		S		6	6	0	0.0	0.0	0	0	0	0	0	0	2	0	0	0	0
2013 Totals:			**16**	**/**	**16**	**77**	**68**	**9**	**0.0**	**0.0**	**0**	**2**	**0**	**0**	**0**	**0**	**16**	**1**	**1**	**77**	**0**

DERRICK MORGAN						TACKLES . . .							INTERCEPTIONS . . .					FUMBLES . . .			
Date		Opp	GP	/	GS	Tot	Solo	Asst	Sk	Yds	QBP	TFL	No	Yds	Lg	TD	PD	FF	FR	Yds	SpT
09/08/13	@	Pit		S		4	3	1	1.0	5.0	2	0	0	0	0	0	0	0	0	0	0
09/15/13	@	Hou		S		4	3	1	1.0	7.0	1	1	0	0	0	0	0	0	0	0	0
09/22/13		SD		S		4	1	3	0.0	0.0	1	0	0	0	0	0	0	0	0	0	0
09/29/13		NYJ		S		4	3	1	0.0	0.0	2	1	0	0	0	0	0	0	0	0	0
10/06/13		KC		S		2	1	1	0.0	0.0	0	0	0	0	0	0	0	0	0	0	0
10/13/13	@	Sea		p		0	0	0	0.0	0.0	0	0	0	0	0	0	1	0	0	0	0
10/20/13		SF		IA		0	0	0	0.0	0.0	0	0	0	0	0	0	0	0	0	0	0
11/03/13	@	StL		S		2	1	1	0.0	0.0	0	0	0	0	0	0	0	0	1	0	0
11/10/13		Jax		S		8	6	2	1.0	9.0	1	1	0	0	0	0	0	0	0	0	0
11/14/13		Ind		S		5	3	2	1.0	3.0	1	0	0	0	0	0	0	0	0	0	0
11/24/13	@	Oak		S		2	1	1	0.0	0.0	0	0	0	0	0	0	0	0	0	0	0
12/01/13	@	Ind		S		3	0	3	0.0	0.0	0	0	0	0	0	0	0	1	0	0	0
12/08/13	@	Den		S		2	0	2	0.0	0.0	0	0	0	0	0	0	0	0	0	0	0
12/15/13		Ari		S		1	1	0	0.0	0.0	0	0	0	0	0	0	0	0	0	0	0
12/22/13	@	Jax		S		9	5	4	1.0	7.0	0	0	0	0	0	0	0	0	0	0	0
12/29/13		Hou		S		4	3	1	1.0	6.0	0	0	0	0	0	0	0	0	0	0	0
2013 Totals:			**15**	**/**	**14**	**54**	**31**	**23**	**4.0**	**24.0**	**8**	**3**	**0**	**0**	**0**	**0**	**1**	**1**	**1**	**0**	**0**

2013 TITANS GAME-BY-GAME INDIVIDUAL DEFENSIVE STATISTICS

ROPATI PITOITUA						TACKLES . . .							INTERCEPTIONS . . .					FUMBLES . . .			
Date		Opp	GP	/	GS	Tot	Solo	Asst	Sk	Yds	QBP	TFL	No	Yds	Lg	TD	PD	FF	FR	Yds	SpT
09/08/13	@	Pit		S		5	3	2	0.0	0.0	0	0	0	0	0	0	0	0	0	0	0
09/15/13	@	Hou		p		6	1	5	0.0	0.0	0	0	0	0	0	0	0	0	0	0	0
09/22/13		SD		S		4	3	1	0.0	0.0	0	0	0	0	0	0	0	0	0	0	0
09/29/13		NYJ		S		6	3	3	2.0	22.0	0	0	0	0	0	0	0	0	0	0	0
10/06/13		KC		S		6	2	4	1.0	4.0	0	0	0	0	0	0	0	0	0	0	0
10/13/13	@	Sea		S		6	3	3	1.0	4.0	1	0	0	0	0	0	0	0	0	0	0
10/20/13		SF		S		9	2	7	0.0	0.0	0	0	0	0	0	0	0	0	0	0	0
11/03/13	@	StL		S		9	3	6	0.0	0.0	0	0	0	0	0	0	0	0	0	0	0
11/10/13		Jax		p		5	4	1	0.0	0.0	0	0	0	0	0	0	1	0	0	0	0
11/14/13		Ind		S		6	6	0	0.0	0.0	0	0	0	0	0	0	0	0	0	0	0
11/24/13	@	Oak		S		8	2	6	0.0	0.0	0	0	0	0	0	0	2	0	0	0	0
12/01/13	@	Ind		S		4	3	1	0.0	0.0	0	1	0	0	0	0	0	0	0	0	0
12/08/13	@	Den		p		4	2	2	0.0	0.0	1	0	0	0	0	0	0	0	0	0	0
12/15/13		Ari		S		5	2	3	0.0	0.0	0	0	0	0	0	0	0	0	0	0	0
12/22/13	@	Jax		S		6	3	3	0.0	0.0	0	1	0	0	0	0	1	0	0	0	0
12/29/13		Hou		S		2	0	2	0.0	0.0	0	0	0	0	0	0	0	0	0	0	0
2013 Totals:			**16**	**/**	**13**	**91**	**42**	**49**	**4.0**	**30.0**	**2**	**2**	**0**	**0**	**0**	**0**	**4**	**0**	**0**	**0**	**0**

BERNARD POLLARD						TACKLES . . .							INTERCEPTIONS . . .					FUMBLES . . .			
Date		Opp	GP	/	GS	Tot	Solo	Asst	Sk	Yds	QBP	TFL	No	Yds	Lg	TD	PD	FF	FR	Yds	SpT
09/08/13	@	Pit		S		6	5	1	0.0	0.0	0	0	0	0	0	0	0	0	0	0	0
09/15/13	@	Hou		S		12	9	3	0.0	0.0	0	0	1	32	32	0	1	0	0	0	0
09/22/13		SD		S		11	6	5	0.0	0.0	0	1	0	0	0	0	0	0	0	0	0
09/29/13		NYJ		S		9	7	2	0.0	0.0	0	0	0	0	0	0	1	0	0	0	0
10/06/13		KC		S		7	6	1	0.0	0.0	1	0	1	4	4	0	2	0	0	0	0
10/13/13	@	Sea		S		11	6	5	0.0	0.0	1	0	0	0	0	0	0	0	0	0	0
10/20/13		SF		S		5	2	3	0.0	0.0	0	0	0	0	0	0	0	0	0	0	0
11/03/13	@	StL		S		14	8	6	0.0	0.0	0	0	0	0	0	0	1	0	0	0	0
11/10/13		Jax		S		10	5	5	0.0	0.0	0	0	0	0	0	0	0	0	0	0	0
11/14/13		Ind		S		5	3	2	0.0	0.0	0	0	0	0	0	0	0	0	0	0	0
11/24/13	@	Oak		S		8	5	3	0.0	0.0	0	0	0	0	0	0	0	0	0	0	0
12/01/13	@	Ind		S		6	5	1	0.0	0.0	0	0	1	0	0	0	1	0	0	0	0
12/08/13	@	Den		S		12	9	3	0.0	0.0	0	1	0	0	0	0	3	0	0	0	0
12/15/13		Ari		S		10	7	3	0.5	4.5	0	1	0	0	0	0	0	0	0	0	0
12/22/13	@	Jax		S		8	5	3	0.0	0.0	0	0	0	0	0	0	2	0	0	0	0
12/29/13		Hou		S		8	5	3	0.0	0.0	0	0	0	0	0	0	1	0	0	0	0
2013 Totals:			**16**	**/**	**16**	**142**	**93**	**49**	**0.5**	**4.5**	**2**	**3**	**3**	**36**	**32**	**0**	**12**	**0**	**0**	**0**	**0**

COTY SENSABAUGH						TACKLES . . .							INTERCEPTIONS . . .					FUMBLES . . .			
Date		Opp	GP	/	GS	Tot	Solo	Asst	Sk	Yds	QBP	TFL	No	Yds	Lg	TD	PD	FF	FR	Yds	SpT
09/08/13	@	Pit		p		4	3	1	0.0	0.0	0	0	0	0	0	0	0	0	0	0	1
09/15/13	@	Hou		S		2	0	2	0.0	0.0	0	0	0	0	0	0	0	0	0	0	2
09/22/13		SD		p		4	3	1	0.0	0.0	0	0	0	0	0	0	0	0	0	0	0
09/29/13		NYJ		p		3	2	1	0.0	0.0	0	0	0	0	0	0	1	0	0	0	1
10/06/13		KC		p		1	1	0	0.0	0.0	0	0	0	0	0	0	0	0	1	0	1
10/13/13	@	Sea		p		4	4	0	0.0	0.0	0	1	0	0	0	0	0	0	0	0	0
10/20/13		SF		p		1	1	0	0.0	0.0	0	0	0	0	0	0	1	0	0	0	0
11/03/13	@	StL		p		3	3	0	0.0	0.0	0	0	0	0	0	0	0	0	1	0	0
11/10/13		Jax		S		0	0	0	0.0	0.0	0	0	0	0	0	0	1	0	0	0	0
11/14/13		Ind		p		5	5	0	0.0	0.0	0	0	0	0	0	0	0	0	0	0	1
11/24/13	@	Oak		p		0	0	0	0.0	0.0	0	0	0	0	0	0	0	0	0	0	0
12/01/13	@	Ind		p		2	1	1	0.0	0.0	0	0	0	0	0	0	1	0	0	0	0
12/08/13	@	Den		S		1	1	0	0.0	0.0	0	0	0	0	0	0	1	0	0	0	0
12/15/13		Ari		p		7	5	2	0.0	0.0	0	0	0	0	0	0	1	0	0	0	0
12/22/13	@	Jax		IR		Placed on Injured Reserve Dec. 18, 2013															
12/29/13		Hou		IR		Injured Reserve															
2013 Totals:			**14**	**/**	**3**	**37**	**29**	**8**	**0.0**	**0.0**	**0**	**1**	**0**	**0**	**0**	**0**	**6**	**0**	**2**	**0**	**6**

2013 TITANS GAME-BY-GAME INDIVIDUAL DEFENSIVE STATISTICS

DAIMION STAFFORD						TACKLES . . .							INTERCEPTIONS . . .					FUMBLES . . .			
Date		Opp	GP	/	GS	Tot	Solo	Asst	Sk	Yds	QBP	TFL	No	Yds	Lg	TD	PD	FF	FR	Yds	SpT
09/08/13	@	Pit		p		0	0	0	0.0	0.0	0	0	0	0	0	0	0	0	0	0	1
09/15/13	@	Hou		p		0	0	0	0.0	0.0	0	0	0	0	0	0	0	0	0	0	2
09/22/13		SD		p		0	0	0	0.0	0.0	0	0	0	0	0	0	0	0	0	0	0
09/29/13		NYJ		p		0	0	0	0.0	0.0	0	0	0	0	0	0	0	0	0	0	0
10/06/13		KC		p		0	0	0	0.0	0.0	0	0	0	0	0	0	0	0	0	0	0
10/13/13	@	Sea		p		0	0	0	0.0	0.0	0	0	0	0	0	0	0	0	0	0	1
10/20/13		SF		p		0	0	0	0.0	0.0	0	0	0	0	0	0	0	0	0	0	0
11/03/13	@	StL		p		0	0	0	0.0	0.0	0	0	0	0	0	0	0	0	0	0	0
11/10/13		Jax		p		0	0	0	0.0	0.0	0	0	0	0	0	0	0	0	0	0	2
11/14/13		Ind		p		0	0	0	0.0	0.0	0	0	0	0	0	0	0	0	0	0	1
11/24/13	@	Oak		p		0	0	0	0.0	0.0	0	0	0	0	0	0	0	0	0	0	1
12/01/13	@	Ind		p		0	0	0	0.0	0.0	0	0	0	0	0	0	0	0	0	0	2
12/08/13	@	Den		p		1	1	0	0.0	0.0	0	0	0	0	0	0	0	0	0	0	1
12/15/13		Ari		p		0	0	0	0.0	0.0	0	0	0	0	0	0	0	0	0	0	1
12/22/13	@	Jax		p		0	0	0	0.0	0.0	0	0	0	0	0	0	0	0	0	0	0
12/29/13		Hou		p		0	0	0	0.0	0.0	0	0	0	0	0	0	0	0	0	0	0
2013 Totals:			**16**	**/**	**0**	**1**	**1**	**0**	**0.0**	**0.0**	**0**	**0**	**0**	**0**	**0**	**0**	**0**	**0**	**0**	**0**	**12**

ALTERRAUN VERNER						TACKLES . . .							INTERCEPTIONS . . .					FUMBLES . . .			
Date		Opp	GP	/	GS	Tot	Solo	Asst	Sk	Yds	QBP	TFL	No	Yds	Lg	TD	PD	FF	FR	Yds	SpT
09/08/13	@	Pit		S		4	4	0	0.0	0.0	0	0	1	0	0	0	2	0	0	0	0
09/15/13	@	Hou		S		8	6	2	0.0	0.0	0	0	1	23	23t	1	3	0	0	0	0
09/22/13		SD		S		7	5	2	0.0	0.0	0	0	0	0	0	0	1	0	1	0	0
09/29/13		NYJ		S		2	2	0	0.0	0.0	0	0	2	39	34	0	2	0	1	9	0
10/06/13		KC		S		5	3	2	0.0	0.0	0	0	0	0	0	0	3	0	0	0	1
10/13/13	@	Sea		S		6	6	0	0.0	0.0	0	0	0	0	0	0	2	0	0	0	0
10/20/13		SF		S		3	3	0	0.0	0.0	0	0	0	0	0	0	0	0	0	0	0
11/03/13	@	StL		S		6	4	2	0.0	0.0	0	0	0	0	0	0	1	0	0	0	0
11/10/13		Jax		S		3	3	0	0.0	0.0	0	0	1	6	6	0	1	0	0	0	0
11/14/13		Ind		S		5	4	1	0.0	0.0	0	0	0	0	0	0	3	0	0	0	0
11/24/13	@	Oak		S		5	4	1	0.0	0.0	0	0	0	0	0	0	1	0	0	0	0
12/01/13	@	Ind		S		3	3	0	0.0	0.0	0	0	0	0	0	0	1	0	0	0	0
12/08/13	@	Den		S		8	7	1	0.0	0.0	0	0	0	0	0	0	3	0	0	0	0
12/15/13		Ari		S		2	2	0	0.0	0.0	0	0	0	0	0	0	2	0	0	0	0
12/22/13	@	Jax		S		5	4	1	0.0	0.0	0	0	0	0	0	0	0	0	0	0	0
12/29/13		Hou		S		1	1	0	0.0	0.0	0	0	0	0	0	0	1	0	0	0	0
2013 Totals:			**16**	**/**	**16**	**73**	**61**	**12**	**0.0**	**0.0**	**0**	**0**	**5**	**68**	**34**	**1**	**26**	**0**	**2**	**9**	**1**

GEORGE WILSON						TACKLES . . .							INTERCEPTIONS . . .					FUMBLES . . .			
Date		Opp	GP	/	GS	Tot	Solo	Asst	Sk	Yds	QBP	TFL	No	Yds	Lg	TD	PD	FF	FR	Yds	SpT
09/08/13	@	Pit		p		0	0	0	0.0	0.0	0	0	0	0	0	0	0	0	0	0	5
09/15/13	@	Hou		p		3	3	0	0.0	0.0	0	0	0	0	0	0	1	0	0	0	0
09/22/13		SD		p		4	1	3	0.0	0.0	0	0	0	0	0	0	1	0	0	0	0
09/29/13		NYJ		S		2	1	1	0.0	0.0	0	0	0	0	0	0	0	0	0	0	0
10/06/13		KC		p		5	5	0	0.0	0.0	0	0	0	0	0	0	0	0	0	0	0
10/13/13	@	Sea		p		1	1	0	0.0	0.0	0	0	0	0	0	0	0	0	0	0	1
10/20/13		SF		p		2	2	0	0.0	0.0	0	0	0	0	0	0	0	0	0	0	2
11/03/13	@	StL		S		1	1	0	0.0	0.0	0	0	0	0	0	0	0	0	0	0	0
11/10/13		Jax		p		0	0	0	0.0	0.0	0	0	0	0	0	0	0	0	0	0	0
11/14/13		Ind		p		0	0	0	0.0	0.0	0	0	0	0	0	0	0	0	0	0	3
11/24/13	@	Oak		p		1	1	0	0.0	0.0	0	0	0	0	0	0	0	0	0	0	4
12/01/13	@	Ind		S		5	4	1	0.0	0.0	0	1	0	0	0	0	2	0	0	0	0
12/08/13	@	Den		p		5	4	1	0.0	0.0	0	0	0	0	0	0	0	0	0	0	1
12/15/13		Ari		p		0	0	0	0.0	0.0	0	0	0	0	0	0	0	0	0	0	2
12/22/13	@	Jax		p		3	1	2	0.0	0.0	0	1	1	0	0	0	1	0	0	0	0
12/29/13		Hou		p		1	1	0	0.0	0.0	0	0	0	0	0	0	0	0	0	0	1
2013 Totals:			**16**	**/**	**3**	**33**	**25**	**8**	**0.0**	**0.0**	**0**	**2**	**1**	**0**	**0**	**0**	**5**	**0**	**0**	**0**	**19**

2013 TITANS GAME-BY-GAME INDIVIDUAL DEFENSIVE STATISTICS

KAMERION WIMBLEY						TACKLES . . .							INTERCEPTIONS . . .					FUMBLES . . .			
Date		Opp	GP	/	GS	Tot	Solo	Asst	Sk	Yds	QBP	TFL	No	Yds	Lg	TD	PD	FF	FR	Yds	SpT
09/08/13	@	Pit		p		2	0	2	0.0	0.0	0	0	0	0	0	0	0	0	0	0	0
09/15/13	@	Hou		p		2	1	1	1.0	11.0	0	0	0	0	0	0	0	0	0	0	0
09/22/13		SD		p		0	0	0	0.0	0.0	0	0	0	0	0	0	0	0	0	0	0
09/29/13		NYJ		p		3	1	2	0.0	0.0	0	0	0	0	0	0	0	0	0	0	0
10/06/13		KC		p		0	0	0	0.0	0.0	1	0	0	0	0	0	1	0	0	0	0
10/13/13	@	Sea		S		3	2	1	0.0	0.0	1	0	0	0	0	0	0	0	0	0	2
10/20/13		SF		p		2	2	0	0.0	0.0	0	0	0	0	0	0	0	0	0	0	0
11/03/13	@	StL		p		1	1	0	0.0	0.0	1	0	0	0	0	0	0	0	0	0	0
11/10/13		Jax		p		1	0	1	0.0	0.0	0	0	0	0	0	0	0	0	0	0	0
11/14/13		Ind		p		0	0	0	0.0	0.0	0	0	0	0	0	0	0	0	0	0	0
11/24/13	@	Oak		p		1	0	1	0.0	0.0	0	0	0	0	0	0	0	0	0	0	0
12/01/13	@	Ind		p		1	1	0	1.0	10.0	0	0	0	0	0	0	0	0	0	0	0
12/08/13	@	Den		p		3	0	3	0.0	0.0	0	0	0	0	0	0	0	0	0	0	0
12/15/13		Ari		p		1	1	0	0.0	0.0	0	0	0	0	0	0	0	0	0	0	0
12/22/13	@	Jax		p		2	2	0	1.0	4.0	0	1	0	0	0	0	1	0	0	0	0
12/29/13		Hou		p		2	1	1	0.0	0.0	0	0	0	0	0	0	0	0	0	0	0
2013 Totals:			**16**	**/**	**1**	**24**	**12**	**12**	**3.0**	**25.0**	**3**	**1**	**0**	**0**	**0**	**0**	**2**	**0**	**0**	**0**	**2**

KHALID WOOTEN						TACKLES . . .							INTERCEPTIONS . . .					FUMBLES . . .			
Date		Opp	GP	/	GS	Tot	Solo	Asst	Sk	Yds	QBP	TFL	No	Yds	Lg	TD	PD	FF	FR	Yds	SpT
09/08/13	@	Pit				Practice Squad															
09/15/13	@	Hou				Practice Squad															
09/22/13		SD				Practice Squad															
09/29/13		NYJ				Practice Squad															
10/06/13		KC				Practice Squad															
10/13/13	@	Sea				Practice Squad															
10/20/13		SF				Practice Squad															
11/03/13	@	StL				Practice Squad															
11/10/13		Jax				Practice Squad															
11/14/13		Ind				Practice Squad															
11/24/13	@	Oak				Practice Squad															
12/01/13	@	Ind				Practice Squad															
12/08/13	@	Den				Practice Squad															
12/15/13		Ari				Practice Squad															
12/22/13	@	Jax		IA		0	0	0	0.0	0.0	0	0	0	0	0	0	0	0	0	0	0
12/29/13		Hou		IA		0	0	0	0.0	0.0	0	0	0	0	0	0	0	0	0	0	0
2013 Totals:			**0**	**/**	**0**	**0**	**0**	**0**	**0.0**	**0.0**	**0**	**0**	**0**	**0**	**0**	**0**	**0**	**0**	**0**	**0**	**0**

BLIDI WREH-WILSON						TACKLES . . .							INTERCEPTIONS . . .					FUMBLES . . .			
Date		Opp	GP	/	GS	Tot	Solo	Asst	Sk	Yds	QBP	TFL	No	Yds	Lg	TD	PD	FF	FR	Yds	SpT
09/08/13	@	Pit		p		0	0	0	0.0	0.0	0	0	0	0	0	0	0	0	0	0	0
09/15/13	@	Hou		p		0	0	0	0.0	0.0	0	0	0	0	0	0	0	0	0	0	0
09/22/13		SD		IA		0	0	0	0.0	0.0	0	0	0	0	0	0	0	0	0	0	0
09/29/13		NYJ		p		0	0	0	0.0	0.0	0	0	0	0	0	0	0	0	0	0	1
10/06/13		KC		IA		0	0	0	0.0	0.0	0	0	0	0	0	0	0	0	0	0	0
10/13/13	@	Sea		IA		0	0	0	0.0	0.0	0	0	0	0	0	0	0	0	0	0	0
10/20/13		SF		p		0	0	0	0.0	0.0	0	0	0	0	0	0	0	0	0	0	0
11/03/13	@	StL		p		0	0	0	0.0	0.0	0	0	0	0	0	0	0	0	0	0	0
11/10/13		Jax		p		0	0	0	0.0	0.0	0	0	0	0	0	0	0	0	0	0	0
11/14/13		Ind		p		0	0	0	0.0	0.0	0	0	0	0	0	0	0	0	0	0	1
11/24/13	@	Oak		p		1	1	0	0.0	0.0	0	0	0	0	0	0	0	1	0	0	1
12/01/13	@	Ind		p		0	0	0	0.0	0.0	0	0	0	0	0	0	0	0	0	0	0
12/08/13	@	Den		p		0	0	0	0.0	0.0	0	0	0	0	0	0	0	0	0	0	2
12/15/13		Ari		p		3	2	1	0.0	0.0	0	1	0	0	0	0	0	0	0	0	0
12/22/13	@	Jax		p		2	2	0	0.0	0.0	0	0	0	0	0	0	0	0	0	0	0
12/29/13		Hou		p		3	1	2	0.0	0.0	0	0	0	0	0	0	1	0	0	0	0
2013 Totals:			**13**	**/**	**0**	**9**	**6**	**3**	**0.0**	**0.0**	**0**	**1**	**0**	**0**	**0**	**0**	**1**	**1**	**0**	**0**	**5**

2013 TITANS GAME-BY-GAME FIELD GOALS & SCORING BY QUARTER

			TITANS							OPPONENTS						
Date		Opp	1ST	2ND	3RD	4TH	OT	TOTAL	FIELD GOALS	1ST	2ND	3RD	4TH	OT	TOTAL	FIELD GOALS
09/08/13	@	Pit	0	7	3	6	0	16	R. Bironas (26G, 44G, 27G)	2	0	0	7	0	9	None
09/15/13	@	Hou	7	3	0	14	0	24	R. Bironas (48WR, 47G)	7	0	7	10	6	30	R. Bullock (50WR, 50WR, 46LU)
09/22/13		SD	0	10	0	10	0	20	R. Bironas (20G, 43WR, 37G)	7	3	7	0	0	17	N. Novak (44G, 38B)
09/29/13		NYJ	10	14	0	14	0	38	R. Bironas (26G)	0	6	0	7	0	13	N. Folk (45G, 47G)
10/06/13		KC	0	0	10	7	0	17	R. Bironas (22G, 32WR)	7	6	0	13	0	26	R. Succop (29G, 24G, 33G, 48G)
10/13/13	@	Sea	3	7	0	3	0	13	R. Bironas (38G, 25G)	0	7	3	10	0	20	S. Hauschka (31G, 29G)
10/20/13		SF	0	0	0	17	0	17	R. Bironas (31G)	3	14	7	7	0	31	P. Dawson (44G)
11/03/13	@	StL	7	0	7	14	0	28	None	0	7	7	7	0	21	G. Zuerlein (44WR)
11/10/13		Jax	0	7	3	17	0	27	R. Bironas (39G, 37G)	10	3	7	9	0	29	J. Scobee (32G, 44G)
11/14/13		Ind	14	3	0	10	0	27	R. Bironas (25G, 38G)	0	6	17	7	0	30	A. Vinatieri (48G, 30G, 50G)
11/24/13	@	Oak	3	3	7	10	0	23	R. Bironas (33G, 22G, 23G)	3	6	3	7	0	19	S. Janikowski (52G, 48G, 24G, 32WL, 48WL, 42G)
12/01/13	@	Ind	0	7	7	0	0	14	None	6	6	3	7	0	22	A. Vinatieri (47G, 48G, 45G, 37G, 49G)
12/08/13	@	Den	14	7	7	0	0	28	None	10	10	14	17	0	51	M. Prater (25G, 64G, 19G)
12/15/13		Ari	10	0	7	17	0	34	R. Bironas (45G, 50SH, 24G)	7	3	10	14	3	37	J. Feely (25G, 47G, 41G)
12/22/13	@	Jax	3	3	7	7	0	20	R. Bironas (45G, 52G)	7	6	3	0	0	16	J. Scobee (36G)
12/29/13		Hou	0	6	7	3	0	16	R. Bironas (42G, 55G, 37G)	7	0	0	3	0	10	R. Bullock (19G)
2013 Totals:			**71**	**77**	**65**	**149**	**0**	**362**		**76**	**83**	**88**	**125**	**9**	**381**	

2013 TITANS GAME-BY-GAME SUMMARIES

GAME 1 – Titans 16, Steelers 9
Sunday, Sept. 8, 2013 • 1:00 EDT • Heinz Field

The Titans opened the 2013 regular season on a positive, handing the Pittsburgh Steelers a 16-9 loss in front of 61,586 on the road at Heinz Field. Although Pittsburgh jumped to a 2-0 lead three seconds into the game after Darius Reynaud kneeled for a safety on the opening kickoff, the Titans rattled off 16 unanswered points en route to their first opening day victory since 2010. Offensively, quarterback Jake Locker was efficient in his first career start against Pittsburgh, completing 11 of 20 passes for 125 yards. Chris Johnson ran for 70 clock-chewing yards on 25 carries and Jackie Battle bulled his way to a three-yard touchdown in the second quarter as Tennessee turned to its running game throughout the day. Kicker Rob Bironas additionally notched three field goals in the win, including a 44-yarder with 6:01 remaining in the fourth quarter.Tennessee's revamped, new-look defense shined, limiting the Steelers to 31 rushing yards and sacking Steelers quarterback Ben Roethlisberger five times. The home team managed just 194 total yards and lost a series of players to injury, including Pro Bowl center Maurkice Pouncey who left in the first quarter with a right knee injury.

Tennessee	0	7	3	6	16
Pittsburgh.	2	0	0	7	9

TEAM	SCORING PLAY	QTR-REMAIN
Steelers	D. Reynaud tackled in end zone for a Safety	1-14:57
Titans	J. Battle 3 yd. run (R. Bironas kick)	2-0:44
Titans	R. Bironas 26 yd. Field Goal	3-4:29
Titans	R. Bironas 44 yd. Field Goal	4-6:01
Titans	R. Bironas 27 yd. Field Goal	4-3:53
Steelers	J. Cotchery 4 yd. pass from B. Roethlisberger (S. Suisham kick)	4-1:23

Missed FG: None
Attendance: 61,585 **Time of Game:** 2:56
Weather: Cloudy, 73° F, wind from N 9 mph

	Titans	Steelers
First downs	17	14
3rd-down conversion-att	6-15	4-13
4th-down conversion-att	1-1	1-1
Total yards	229	194
Rushing yards	112	31
Passing yards	117	163
Passes-comp.-Int.	20-11-0	33-21-1
Sacked-yards	1/8	5/28
Punts-avg.	5-41.6	7-44.1
Punt return yards	5-58	1-1
Kickoff return yards	1-1	4-78
Fumbles-lost	1-0	2-1
Penalties-yards	6-60	4-47
Field goals made-att	3-3	0-0
Time of possession	34:01	25:59

RUSHING

TITANS	Att	Yds	Lg	TD	STEELERS	Att	Yds	Lg	TD
C. Johnson	25	70	11	0	L. Stephens-Howling	6	19	5	0
J. Battle	8	21	8	1	I. Redman	7	8	8	0
S. Greene	4	18	5	0	A. Brown	1	4	4	0
J. Locker	5	3	5	0					
TOTALS	**42**	**112**	**11**	**1**	**TOTALS**	**15**	**32**	**8**	**0**

PASSING

TITANS	Att	Com	Yd	TD-I	STEELERS	Att	Com	Yd	TD-I
J. Locker	20	11	125	0-0	B. Roethlisberger	33	21	191	1-1
TOTALS	**20**	**11**	**125**	**0-0**	**TOTALS**	**33**	**21**	**191**	**1-1**

RECEIVING

TITANS	Rec	Yds	Lg	TD	STEELERS	Rec	Yds	Lg	TD
N. Washington	4	46	14	0	E. Sanders	7	57	20	0
D. Walker	3	40	25	0	A. Brown	5	71	22	0
K. Wright	2	11	7	0	J. Cotchery	4	34	11	1
K. Britt	1	15	15	0	L. Stephens-Howling	2	11	7	0
D. Williams	1	13	13	0	I. Redman	2	7	7	0
					D. Johnson	1	11	11	0
TOTALS	**11**	**125**	**25**	**0**	**TOTALS**	**21**	**191**	**22**	**1**

INDIVIDUAL DEFENSE
(Titans - Coaching Stats; Opponents - Press Box Stats)

TITANS – **Leading Tacklers:** Z. Brown, 10-6-4. **Sacks:** Z. Brown, 2, J. Casey, 2, D. Morgan, 1. **Int:** A. Verner, 1. **FF:** J. Casey, 1. **FR:** M. Fokou, 1.
STEELERS – **Leading Tacklers:** R. Clark 13-7-6. **Sacks:** L. Woodley, 1. **Int:** None. **FF:** None. **FR:** None.

GAME 2 – Texans 30, Titans 24 (OT)
Sunday, Sept. 15, 2013 • 12:00 CDT • Reliant Stadium

Matt Schaub found DeAndre Hopkins in the end zone for a three-yard touchdown pass to lift the Texans past the Titans 30-24 in overtime. Trailing 24-16 with 4:59 left in regulation, Houston drove 87 yards in eight plays, tying the game with an Arian Foster touchdown run and two-point conversion. Offensively, Tennessee sputtered through the second half, going three-and-out on six of eight possessions while additionally giving up a safety after Chris Johnson was tackled in the end zone. The lone offensive bright spot came in the fourth quarter when the Titans put together an impressive nine-play, 99-yard drive, giving them a 17-16 lead. Jake Locker ultimately finished 17-of-30 with 148 yards and two touchdowns. Chris Johnson received the bulk of the Titans' carries, rushing for 96 yards in 25 attempts. For the Texans, Matt Schaub completed 26 of 48 passes for 298 yards, three touchdowns, and a pair of interceptions, one of which was returned by Alterraun Verner for a touchdown. Rookie DeAndre Hopkins led all receivers with 117 yards and the game-winning score while Ben Tate gained 93 yards on nine carries to lead Houston's rushing attack.

Tennessee	7	3	0	14	0	24
Houston.	7	0	7	10	6	30

TEAM	SCORING PLAY	QTR-REMAIN
Texans	G. Graham 1 yd. pass from M. Schaub (R. Bullock kick)	1-12:30
Titans	K. Wright 6 yd. pass from J. Locker (R. Bironas kick)	1-5:10
Titans	R. Bironas 47 yd. Field Goal	2-0:00
Texans	O. Daniels 12 yd. pass from M. Schaub (R. Bullock kick)	3-7:46
Texans	C. Johnson tackled in end zone by J. Mays for a Safety	4-13:26
Titans	D. Walker 10 yd. pass from J. Locker (R. Bironas kick)	4-6:37
Titans	A. Verner 23 yd. interception return (R. Bironas kick)	4-4:59
Texans	A. Foster 1 yd. run (A. Foster run)	4-1:53
Texans	D. Hopkins 3 yd. pass from M. Schaub	5-10:32

Missed FG: R. Bullock (50WR, 50WR, 46LU), R. Bironas (48WR)
Attendance: 71,718 **Time of Game:** 3:42
Weather: Indoors

	Titans	Texans
First downs	14	25
3rd-down conversion-att	4-16	6-17
4th-down conversion-att	0-1	0-0
Total yards	248	452
Rushing yards	119	172
Passing yards	129	280
Passes-comp.-Int.	30-17-0	48-26-2
Sacked-yards	4/19	2/18
Punts-avg.	8-47.8	7-48.3
Punt return yards	4-18	5-9
Kickoff return yards	0-0	4-104
Fumbles-lost	1-0	0-0
Penalties-yards	9-70	5-40
Field goals made-att	1-2	0-3
Time of possession	31:14	33:14

RUSHING

TITANS	Att	Yds	Lg	TD	TEXANS	Att	Yds	Lg	TD
C. Johnson	25	96	16	0	B. Tate	9	93	60	0
J. Battle	6	13	9	0	A. Foster	19	79	16	1
J. Locker	2	10	10	0					
TOTALS	**33**	**119**	**16**	**0**	**TOTALS**	**28**	**172**	**60**	**1**

PASSING

TITANS	Att	Com	Yd	TD-I	TEXANS	Att	Com	Yd	TD-I
J. Locker	30	17	148	2-0	M. Schaub	48	26	298	3-2
TOTALS	**30**	**17**	**148**	**2-0**	**TOTALS**	**48**	**26**	**298**	**3-2**

RECEIVING

TITANS	Rec	Yds	Lg	TD	TEXANS	Rec	Yds	Lg	TD
K. Wright	7	54	14	1	A. Johnson	8	76	21	0
K. Britt	4	28	9	0	D. Hopkins	7	117	28	1
N. Washington	3	50	31	0	G. Graham	3	30	18	1
D. Walker	1	10	10	1	B. Tate	3	8	4	0
C. Mooney	1	5	5	0	K. Martin	2	37	32	0
C. Johnson	1	1	1	0	O. Daniels	2	24	12	1
					A. Foster	1	6	6	0
TOTALS	**17**	**148**	**31**	**2**	**TOTALS**	**26**	**298**	**32**	**3**

INDIVIDUAL DEFENSE
(Titans - Coaching Stats; Opponents - Press Box Stats)

TITANS – **Leading Tacklers:** Z. Brown, 13. **Sacks:** D. Morgan, 1, K. Wimbley, 1 **Int:** B. Pollard, 1, A. Verner, 1. **FF:** None. **FR:** None.
TEXANS – **Leading Tacklers:** B. Cushing,11-11-0. **Sacks:** J. Watt, 2, B. Cushing 1.5, A. Smith 0.5. **Int:** None. **FF:** None. **FR:** None.

2013 TITANS GAME-BY-GAME SUMMARIES

GAME 3 – Titans 20, Chargers 17
Sunday, Sept. 22, 2013 • 12:00 CDT • LP Field

Jake Locker found rookie Justin Hunter with 15 seconds remaining as the Titans pulled off a come-from-behind victory in front of a soldout crowd at LP Field in the team's home opener. Trailing 17-13 with 2:05 left in the fourth quarter, Locker led an impressive 10-play drive for 94 yards, culminating in the game-winning score. He finished the game 23 of 37 with 299 yards passing and 68 yards rushing, including a seven-yard touchdown run up the middle late in the second quarter. With the win, Tennessee ended a nine-game losing streak against the Chargers dating back to 1992 when the team played in Houston. Nate Washington paced the offense with his best performance of the year, reeling in eight catches for 131 yards. Chris Johnson also rushed for 90 yards on 19 carries as the team ran for a season-best 170 yards. Defensively, Bernard Pollard blocked a 38-yard field goal attempt to end the first half, giving Tennessee momentum heading into the locker room. Despite completing 20 of 24 passes for 184 yards for the Chargers, Philip Rivers was unable to lead his team to a win on the road.

San Diego	7	3	7	0	17
Tennessee	0	10	0	10	20

TEAM	SCORING PLAY	QTR-REMAIN
Chargers	A. Gates 7 yd. pass from P. Rivers (N. Novak kick)	1-9:34
Titans	R. Bironas 20 yd. Field Goal	2-13:00
Chargers	N. Novak 44 yd. Field Goal	2-4:47
Titans	J. Locker 7 yd. run (R. Bironas kick)	2-1:08
Chargers	R. Brown 1 yd. run (N. Novak kick)	3-2:42
Titans	R. Bironas 37 yd. Field Goal	4-6:07
Titans	J. Hunter 34 yd. pass from J. Locker (R. Bironas kick)	4-0:15

Missed FG: N. Novak (38B), R. Bironas (43WR)
Attendance: 69,143 **Time of Game:** 3:09
Weather: Sunny, 72° F, wind ENE 7 mph

	Chargers	Titans
First downs	19	23
3rd-down conversion-att	3-9	6-14
4th-down conversion-att	0-0	1-2
Total yards	277	452
Rushing yards	102	170
Passing yards	175	282
Passes-comp.-Int.	24-20-0	37-23-0
Sacked-yards	2/9	2/17
Punts-avg.	5-42.4	3-46.7
Punt return yards	1-7	2-6
Kickoff return yards	1-21	4-114
Fumbles-lost	1-1	2-0
Penalties-yards	5-45	11-116
Field goals made-att	1-2	2-3
Time of possession	28:22	31:38

RUSHING

CHARGERS	Att	Yds	Lg	TD	TITANS	Att	Yds	Lg	TD
R. Mathews	16	58	8	0	C. Johnson	19	90	23	0
D. Woodhead	5	31	11	0	J. Locker	5	68	39	1
R. Brown	5	6	2	1	J. Battle	4	12	6	0
L. McClain	1	7	7	0	B. Kern	1	0	0	0
TOTALS	**27**	**102**	**11**	**1**	**TOTALS**	**29**	**170**	**39**	**1**

PASSING

CHARGERS	Att	Com	Yd	TD-I	TITANS	Att	Com	Yd	TD-I
P. Rivers	24	20	184	1-0	J. Locker	37	23	299	1-0
TOTALS	**24**	**20**	**184**	**1-0**	**TOTALS**	**37**	**23**	**299**	**1-0**

RECEIVING

CHARGERS	Rec	Yds	Lg	TD	TITANS	Rec	Yds	Lg	TD
D. Woodhead	7	55	13	0	N. Washington	8	131	35	0
A. Gates	5	55	17	1	K. Wright	6	71	19	0
L. Green	2	48	34	0	D. Walker	5	49	17	0
E. Royal	2	34	15	0	J. Hunter	1	34	34	1
V. Brown	2	11	7	0	D. Williams	1	9	9	0
K. Allen	1	-4	3	0	M. Preston	1	4	4	0
L. McClain	1	-6	7	0	C. Johnson	1	1	1	0
P. Rivers	0	-9	-9	0					
TOTALS	**24**	**184**	**34**	**1**	**TOTALS**	**23**	**299**	**35**	**1**

INDIVIDUAL DEFENSE
(Titans - Coaching Stats; Opponents - Press Box Stats)

TITANS – Leading Tacklers: M. Griffin, 12-8-4. **Sacks:** A. Johnson, 1, A. Ayers, 1. **Int:** None. **FF:** None. **FR:** A. Verner, 1.
CHARGERS – Leading Tacklers: E. Weddle, 9-6-3. **Sacks:** R. Walker, 1, L. English, 1. **Int:** None. **FF:** A. Gachkar, 1. **FR:** None.

GAME 4 – Titans 38, Jets 13
Sunday, Sept. 29, 2013 • 3:05 CDT • LP Field

The Titans beat the Jets 38-13 as Jake Locker threw for 149 yards and a career-best three touchdowns before being carted off the field with a right hip injury in the third quarter. For the second straight week, rookie Justin Hunter caught an acrobatic touchdown pass, this time a 16-yard grab in the deep left corner of the endzone with two seconds remaining in the first half. Nate Washington had his second consecutive 100-yard receiving game as he finished with 105 yards and two touchdowns en route to surpassing 5,000 total receiving yards for his career. For the Jets, the offense struggled all afternoon as Geno Smith turned the ball over four times leading to 28 points for the Titans. Tennessee's defensive effort was led by Alterraun Verner, who intercepted two passes and recovered a fumble. Karl Klug also recoverd a fumble for a touchdown in the end zone after sacking Geno Smith and stripping him of the ball with 11:51 remaining in the fourth quarter. This marked Tennessee's fourth straight game without committing a turnover.

New York Jets	0	6	0	7	13
Tennessee	10	14	0	14	38

TEAM	SCORING PLAY	QTR-REMAIN
Titans	D. Walker 1 yd. pass from J. Locker (R. Bironas kick)	1-11:57
Titans	R. Bironas 26 yd. Field Goal	1-4:20
Jets	N. Folk 45 yd. Field Goal	2-14:55
Titans	N. Washington 4 yd. pass from J. Locker (R. Bironas kick)	2-6:46
Jets	N. Folk 47 yd. Field Goal	2-2:26
Titans	J. Hunter 16 yd. pass from J. Locker (R. Bironas kick)	2-0:02
Titans	K. Klug fumble recovery in end zone (R. Bironas kick)	4-11:45
Jets	J. Cumberland 34 yd. pass from G. Smith (N. Folk kick)	4-8:49
Titans	N. Washington 77 yd. pass from R. Fitzpatrick (R. Bironas kick)	4-7:06

Missed FG: None
Attendance: 69,143 **Time of Game:** 3:06
Weather: Cloudy, Passing Showers, 74° F, wind SW 4mph

	New York Jets	Titans
First downs	16	17
3rd-down conversion-att	4-13	10-18
4th-down conversion-att	0-1	0-0
Total yards	330	322
Rushing yards	91	78
Passing yards	239	244
Passes-comp.-Int.	34-23-2	32-21-0
Sacked-yards	5/50	2/13
Punts-avg.	5-49.0	7-41.9
Punt return yards	2-7	2-36
Kickoff return yards	3-46	0-0
Fumbles-lost	2-2	0-0
Penalties-yards	10-66	4-30
Field goals made-att	2-2	1-1
Time of possession	29:22	30:38

RUSHING

JETS	Att	Yds	Lg	TD	TITANS	Att	Yds	Lg	TD
B. Powell	14	66	12	0	J. Battle	11	42	20	0
T. Bohanon	4	17	8	0	C. Johnson	15	21	8	0
G. Smith	3	7	16	0	J. Locker	3	17	11	0
A. Green	2	1	3	0	R. Fitzpatrick	2	-2	-1	0
TOTALS	**23**	**91**	**16**	**0**	**TOTALS**	**31**	**78**	**20**	**0**

PASSING

JETS	Att	Com	Yd	TD-I	TITANS	Att	Com	Yd	TD-I
G. Smith	34	23	289	1-2	J. Locker	24	18	149	3-0
					R. Fitzpatrick	8	3	108	1-0
TOTALS	**34**	**23**	**289**	**1-2**	**TOTALS**	**32**	**21**	**257**	**4-0**

RECEIVING

JETS	Rec	Yds	Lg	TD	TITANS	Rec	Yds	Lg	TD
K. Winslow	6	73	25	0	K. Wright	5	56	25	0
J. Kerley	4	65	23	0	D. Williams	5	53	25	0
B. Powell	3	42	36	0	N. Washington	4	105	77	2
E. Gates	3	24	11	0	D. Walker	3	14	7	1
T. Bohanon	3	17	7	0	C. Johnson	2	10	8	0
J. Cumberland	1	34	34	1	J. Hunter	1	16	16	1
S. Holmes	1	25	25	0	C. Mooney	1	3	3	0
B. Obomanu	1	8	8	0					
A. Green	1	1	1	0					
TOTALS	**23**	**289**	**36**	**1**	**TOTALS**	**21**	**257**	**77**	**4**

INDIVIDUAL DEFENSE
(Titans - Coaching Stats; Opponents - Press Box Stats)

TITANS – Leading Tacklers: M. Fokou, 11-7-4. **Sacks:** R. Pitoitua, 2, K. Klug, 1, J. Casey, 1, Z. Brown 1, . **Int:** A. Verner, 2. **FF:** Z. Brown, 1, K. Klug, 1. **FR:** K. Klug, 1, A. Verner, 1.
JETS – Leading Tacklers: D. Davis, 9-8-1. **Sacks:** C. Pace, 1, A. Barnes, 1. **Int:** None. **FF:** None. **FR:** None.

2013 TITANS GAME-BY-GAME SUMMARIES

GAME 5 - Chiefs 26, Titans 17
Sunday, Oct. 6 2013 • 12:00 CDT • LP Field

Ryan Fitzpatrick made his first start of the year in a 26-17 loss to the unbeaten Chiefs as Jake Locker watched from the sideline nursing a sprained hip. Kansas City jumped out to an early 7-0 lead after Marcus Cooper recovered a loose ball for a touchdown on Tennessee's botched punt return attempt. From the onset, the Titans looked out of rhythm as Fizpatrick misfired on his first five passes, forcing five consecutive three-and-outs to open the game. Although Tennessee rattled off 17 straight points in the second half, including a 49-yard catch-and-run touchdown by Chris Johnson and a Fitzpatrick nine-yard touchdown run, the team was unable to cap the comeback after Jamaal Charles scored the go-ahead one-yard touchdown with 6:23 remaining in the fourth quarter. Ryan Succop converted on four field goals for the Chiefs while Jamaal Charles paced the team's ground attack with 108 yards and a touchdown. Kansas City's defense limited Johnson to a season-low 17 yards rushing while forcing Tennessee's first three turnovers of the year, including two interceptions in the final 6:14.

Kansas City	7	6	0	13	26
Tennessee	0	0	10	7	17

TEAM	SCORING PLAY	QTR-REMAIN
Chiefs	M. Cooper fumble recovery in end zone (R. Succop kick)	1-11:40
Chiefs	R. Succop 29 yd. Field Goal	2-14:55
Chiefs	R. Succop 24 yd. Field Goal	2-0:09
Titans	C. Johnson 49 yd. pass from R. Fitzpatrick (R. Bironas kick)	3-12:09
Titans	R. Bironas 22 yd. Field Goal	3-6:37
Titans	R. Fitzpatrick 9 yd. run (R. Bironas kick)	4-14:52
Chiefs	J. Charles 1 yd. run (R. Succop kick)	4-6:23
Chiefs	R. Succop 33 yd. Field Goal	4-4:10
Chiefs	R. Succop 48 yd. Field Goal	4-2:12

Missed FG: R. Bironas (32WR)
Attendance: 69,143 **Time of Game:** 3:25
Weather: Mix of Rain and Clouds, 74° F, wind WSW 10 mph

	Chiefs	Titans
First downs	20	19
3rd-down conversion-att	1-12	4-14
4th-down conversion-att	0-0	2-3
Total yards	353	339
Rushing yards	120	105
Passing yards	233	234
Passes-comp.-Int.	39-20-1	41-21-2
Sacked-yards	2/12	3/13
Punts-avg.	6-37.5	6-45.3
Punt return yards	5-39	4-18
Kickoff return yards	1-36	2-48
Fumbles-lost	1-1	2-1
Penalties-yards	9-61	6-35
Field goals made-att	4-4	1-2
Time of possession	31:17	28:43

RUSHING

CHIEFS	Att	Yds	Lg	TD	TITANS	Att	Yds	Lg	TD
J. Charles	22	108	19	1	R. Fitzpatrick	6	50	26	1
A. Smith	3	10	6	0	J. Battle	6	38	37	0
K. Davis	1	2	2	0	C. Johnson	10	17	6	0
TOTALS	**26**	**120**	**19**	**1**	**TOTALS**	**22**	**105**	**37**	**1**

PASSING

CHIEFS	Att	Com	Yd	TD-I	TITANS	Att	Com	Yd	TD-I
A. Smith	39	20	245	0-1	R. Fitzpatrick	41	21	247	1-2
TOTALS	**39**	**20**	**245**	**0-1**	**TOTALS**	**41**	**21**	**247**	**1-2**

RECEIVING

CHIEFS	Rec	Yds	Lg	TD	TITANS	Rec	Yds	Lg	TD
J. Charles	5	37	11	0	K. Wright	6	74	24	0
S. McGrath	4	54	25	0	C. Johnson	4	63	49	1
D. Bowe	4	35	17	0	D. Walker	4	43	15	0
D. Avery	3	91	44	0	N. Washington	3	30	13	0
A. Sherman	2	13	8	0	J. Battle	1	24	24	0
C. Hall	1	9	9	0	K. Britt	1	9	9	0
J. Hemingway	1	6	6	0	D. Williams	1	4	4	0
					R. Fitzpatrick	1	0	0	0
TOTALS	**20**	**245**	**44**	**0**	**TOTALS**	**21**	**247**	**49**	**1**

INDIVIDUAL DEFENSE
(Titans - Coaching Stats; Opponents - Press Box Stats)

TITANS – Leading Tacklers: M. Fokou, 9-6-3. **Sacks:** R. Pitoitua, 1, A. Johnson, 1. **Int:** B. Pollard, 1. **FF:** M. Griffin, 1. **FR:** C. Sensabaugh, 1.
CHIEFS – Leading Tacklers: B. Flowers, 8-6-2. **Sacks:** D. Poe, 1, J. Houston, 1, T. Hali, 1. **Int:** Q. Demps, 1, M. Cooper, 1. **FF:** T. Hali, 1. **FR:** None.

GAME 6 - Seahawks 20, Titans 13
Sunday, Oct. 13 2013 • 1:05 PDT • CenturyLink Field

The Titans were unable to halt Seattle's fourth quarter rally as the team dropped its second straight contest, falling to .500 on the season. Once again, the offense struggled, managing just 66 yards rushing and 223 total yards. Tennessee's lone touchdown came off a 77-yard Jason McCourty fumble recovery after Seattle's muffed field goal attempt as time expired in the first half. For the second straight week, Ryan Fitzpatrick threw two interceptions, including a costly one in the fourth quarter that led to a Seahawks touchdown with 7:37 remaining. Despite sloppy play, marked by five fumbles and two turnovers, Seattle did enough to win its 11th straight at home. Marshawn Lynch anchored the Seahawks' offense as he rushed for 77 yards and two touchdowns on 21 carries, in addition to picking up a game-high 78 receiving yards. Russell Wilson connected with eight different receivers, converting 23 of 31 attempts for 257 yards, while scrambling for 61 yards.

Tennessee	3	7	0	3	13
Seattle	0	7	3	10	20

TEAM	SCORING PLAY	QTR-REMAIN
Titans	R. Bironas 38 yd. Field Goal	1-5:16
Seahawks	M. Lynch 1 yd. run (S. Hauschka kick)	2-2:41
Titans	J. McCourty 77 yd. fumble return (R. Bironas kick)	2-0:00
Seahawks	S. Hauschka 31 yd. Field Goal	3-4:27
Seahawks	S. Hauschka 29 yd. Field Goal	4-11:23
Seahawks	M. Lynch 3 yd. run (S. Hauschka kick)	4-7:33
Titans	R. Bironas 25 yd. Field Goal	4-2:18

Missed FG: None
Attendance: 68,127 **Time of Game:** 2:50
Weather: Sunny, 51° F, wind N 4 mph

	Titans	Seahawks
First downs	13	24
3rd-down conversion-att	4-12	5-13
4th-down conversion-att	1-2	1-1
Total yards	223	404
Rushing yards	66	151
Passing yards	157	253
Passes-comp.-Int.	29-17-2	31-23-0
Sacked-yards	3/14	2/4
Punts-avg.	4-35.0	3-48.7
Punt return yards	0-0	2-15
Kickoff return yards	4-121	3-95
Fumbles-lost	3-0	5-2
Penalties-yards	7-44	6-65
Field goals made-att	2-2	2-2
Time of possession	26:38	33:22

RUSHING

TITANS	Att	Yds	Lg	TD	SEAHAWKS	Att	Yds	Lg	TD
C. Johnson	12	33	8	0	M. Lynch	21	77	13	2
R. Fitzpatrick	6	33	11	0	R. Wilson	10	61	23	0
B. Kern	1	0	0	0	R. Turbin	1	13	13	0
D. Reynaud	1	0	0	0	C. Maragos	1	0	0	0
TOTALS	**20**	**66**	**11**	**0**	**TOTALS**	**33**	**151**	**23**	**2**

PASSING

TITANS	Att	Com	Yd	TD-I	SEAHAWKS	Att	Com	Yd	TD-I
R. Fitzpatrick	29	17	171	0-2	R. Wilson	31	23	257	0-0
TOTALS	**29**	**17**	**171**	**0-2**	**TOTALS**	**31**	**23**	**257**	**0-0**

RECEIVING

TITANS	Rec	Yds	Lg	TD	SEAHAWKS	Rec	Yds	Lg	TD
K. Wright	5	69	32	0	G. Tate	5	33	12	0
D. Walker	4	29	11	0	M. Lynch	4	78	55	0
C. Johnson	3	21	14	0	D. Baldwin	4	48	28	0
D. Williams	2	22	17	0	J. Kearse	3	17	11	0
N. Washington	1	15	15	0	S. Rice	2	35	24	0
J. Hunter	1	8	8	0	R. Turbin	2	23	19	0
K. Britt	1	7	7	0	L. Willson	2	17	14	0
					D. Coleman	1	6	6	0
TOTALS	**17**	**171**	**32**	**0**	**TOTALS**	**23**	**257**	**55**	**0**

INDIVIDUAL DEFENSE
(Titans - Coaching Stats; Opponents - Press Box Stats)

TITANS – Leading Tacklers: B. Pollard, 12-7-5. **Sacks:** M. Fokou, 1, R. Pitoitua, 1. **Int:** None. **FF:** M. Fokou, 2, J. McCourty, 1, M. Griffin, 1. **FR:** J. McCourty, 1, M. Griffin, 1.
SEAHAWKS – Leading Tacklers: K. Wright, 7-3-4. **Sacks:** M. Bennett, 1, Team, 1, C. Clemons, 0.5, J. Hill, 0.5 **Int:** E. Thomas, 1, R. Sherman, 1. **FF:** None. **FR:** None.

2013 TITANS GAME-BY-GAME SUMMARIES

GAME 7 - 49ers 31, Titans 17
Sunday, Oct. 20, 2013 • 3:05 CDT • LP Field

The 49ers jumped to a 3-0 lead behind Phil Dawson's 44-yard field goal in the first quarter and never looked back, rattling off 24 unanswered points en route to handing the Titans their third consecutive loss. Jake Locker returned to the lineup and connected on 25 of 41 passes, throwing two touchdowns and an interception, while scrambling for an additional 29 yards in his first outing since sustaining a sprained right hip and right knee injury in Week 4 against the Jets. After Chris Johnson cut San Francisco's lead to 14 with a 66-yard touchdown reception with 7:07 remaining in the fourth quarter, Darius Reynaud dropped a punt on the ensuing possession, resulting in a 49ers touchdown. Colin Kaepernick paced San Francisco's offense as he completed 13 of 21 passes for 199 yards while rushing for a 20-yard touchdown in the second quarter. Despite outgaining the 49ers in total yards, the Titans were flagged 10 times for 100 yards as they fell below .500 for the first time this season.

San Francisco	3	14	7	7	31
Tennessee	0	0	0	17	17

TEAM	SCORING PLAY	QTR-REMAIN
49ers	P. Dawson 44 yd. Field Goal	1-5:19
49ers	C. Kaepernick 20 yd. run (P. Dawson kick)	2-6:42
49ers	F. Gore 1 yd. run (P. Dawson kick)	2-2:07
49ers	F. Gore 1 yd. run (P. Dawson kick)	3-7:20
Titans	R. Bironas 31 yd. Field Goal	4-12:23
Titans	C. Johnson 66 yd. pass from J. Locker (R. Bironas kick)	4-7:07
49ers	K. Osgood fumble recovery in end zone (P. Dawson kick)	4-6:16
Titans	D. Walker 26 yd. pass from J. Locker (R. Bironas kick)	4-3:17

Missed FG: None
Attendance: 69,143 **Time of Game:** 3:17
Weather: Sunny, 68° F, wind N 3 mph

	49ers	Titans
First downs	19	15
3rd-down conversion-att	8-16	5-14
4th-down conversion-att	0-0	0-0
Total yards	349	368
Rushing yards	153	70
Passing yards	196	298
Passes-comp.-Int.	21-13-0	41-25-1
Sacked-yards	2/3	3/28
Punts-avg.	6-46.7	6-43.8
Punt return yards	2-0	2--1
Kickoff return yards	1-21	4-73
Fumbles-lost	0-0	1-1
Penalties-yards	5-42	10-100
Field goals made-att	1-1	1-1
Time of possession	35:46	24:14

RUSHING

49ERS	Att	Yds	Lg	TD	TITANS	Att	Yds	Lg	TD
F. Gore	24	70	7	2	C. Johnson	9	39	9	0
C. Kaepernick	11	68	20	1	J. Locker	3	29	16	0
A. Dixon	1	8	8	0	S. Greene	1	2	2	0
K. Hunter	4	6	5	0					
B. Miller	1	1	1	0					
TOTALS	**41**	**153**	**20**	**3**	**TOTALS**	**13**	**70**	**16**	**0**

PASSING

49ERS	Att	Com	Yd	TD-I	TITANS	Att	Com	Yd	TD-I
C. Kaepernick	21	13	199	0-0	J. Locker	41	25	326	2-1
TOTALS	**21**	**13**	**199**	**0-0**	**TOTALS**	**41**	**25**	**326**	**2-1**

RECEIVING

49ERS	Rec	Yds	Lg	TD	TITANS	Rec	Yds	Lg	TD
A. Boldin	5	74	25	0	K. Wright	9	98	21	0
V. Davis	4	62	24	0	C. Johnson	4	71	66	1
F. Gore	2	34	29	0	N. Washington	3	62	42	0
V. McDonald	1	20	20	0	D. Walker	3	52	26	1
B. Miller	1	9	9	0	D. Williams	3	25	11	0
					K. Britt	1	8	8	0
					J. Battle	1	6	6	0
					D. Reynaud	1	4	4	0
TOTALS	**13**	**199**	**29**	**0**	**TOTALS**	**25**	**326**	**66**	**2**

INDIVIDUAL DEFENSE
(Titans - Coaching Stats; Opponents - Press Box Stats)

TITANS – Leading Tacklers: R. Pitoitua, 9-2-7, C. McCarthy, 9-5-4, A. Ayers, 9-8-1. **Sacks:** J. Casey, 1, A. Johnson, 1. **Int:** None. **FF:** None. **FR:** None.
49ERS – Leading Tacklers: P. Willis, 9-8-1. **Sacks:** J. Smith, 2, A. Brooks, 1. **Int:** T. Brock, 1. **FF:** None **FR:** K. Osgood, 1.

GAME 8 - Titans 28, Rams 21
Sunday, Nov. 3, 2013 • 12:00 CST • Edward Jones Dome

Tennessee snapped a three-game losing streak behind Chris Johnson's best offensive output of the season as the Titans beat the Rams and former head coach Jeff Fisher, 28-21. Johnson gashed St. Louis' defense for two scores and 170 total yards behind 23 carries and three receptions, marking his first 100-yard performance since Week 7 of last year. After Jurrell Casey sacked and stripped Rams quarterback Kellen Clemens, setting up a Derrick Morgan fumble recovery at St. Louis' 19-yard line, Chris Johnson ran for the go-ahead touchdown on the next play with 2:54 remaining. Shonn Greene and Jake Locker also added a rushing touchdown apiece, helping the Titans to 198 total yards on the ground. For the Rams, rookie running back Zac Stacy produced two rushing touchdowns and 127 yards on 27 attempts. He also added 51 receiving yards on a team-high six catches.

Tennessee	7	0	7	14	28
St. Louis	0	7	7	7	21

TEAM	SCORING PLAY	QTR-REMAIN
Titans	S. Greene 5 yd. run (R. Bironas kick)	1-11:53
Rams	Z. Stacy 3 yd. run (G. Zuerlein kick)	2-9:37
Rams	Z. Stacy 9 yd. run (G. Zuerlein kick)	3-9:09
Titans	C. Johnson 14 yd. run (R. Bironas kick)	3-4:58
Titans	J. Locker 5 yd. run (R. Bironas kick)	4-9:42
Rams	J. Cook 10 yd. pass from K. Clemens (G. Zuerlein kick)	4-6:15
Titans	C. Johnson 19 yd. run (R. Bironas kick)	4-2:54

Missed FG: G. Zuerlein (44WR)
Attendance: 54,617 **Time of Game:** 3:01
Weather: Indoors

	Titans	Rams
First downs	22	21
3rd-down conversion-att	7-12	5-13
4th-down conversion-att	0-0	0-1
Total yards	363	363
Rushing yards	198	160
Passing yards	165	203
Passes-comp.-Int.	22-13-2	35-20-0
Sacked-yards	4/20	2/7
Punts-avg.	5-45.6	5-48.4
Punt return yards	2-8	3-33
Kickoff return yards	3-85	1-25
Fumbles-lost	1-0	2-2
Penalties-yards	3-30	6-44
Field goals made-att	0-0	0-1
Time of possession	27:09	32:51

RUSHING

TITANS	Att	Yds	Lg	TD	RAMS	Att	Yds	Lg	TD
C. Johnson	23	150	24	2	Z. Stacy	27	127	32	2
S. Greene	9	38	15	1	K. Clemens	1	16	16	0
J. Locker	3	10	6	1	B. Cunningham	3	11	6	0
					T. Austin	1	6	6	0
TOTALS	**35**	**198**	**24**	**4**	**TOTALS**	**32**	**160**	**32**	**2**

PASSING

TITANS	Att	Com	Yd	TD-I	RAMS	Att	Com	Yd	TD-I
J. Locker	22	13	185	0-2	K. Clemens	35	20	210	1-0
TOTALS	**22**	**13**	**185**	**0-2**	**TOTALS**	**35**	**20**	**210**	**1-0**

RECEIVING

TITANS	Rec	Yds	Lg	TD	RAMS	Rec	Yds	Lg	TD
K. Wright	3	69	45	0	Z. Stacy	6	51	13	0
C. Johnson	3	20	10	0	C. Givens	4	55	25	0
J. Hunter	2	13	8	0	J. Cook	3	36	17	1
D. Walker	2	13	8	0	L. Kendricks	3	13	11	0
S. Greene	1	28	28	0	B. Quick	2	30	20	0
C. Mooney	1	22	22	0	A. Pettis	1	13	13	0
D. Williams	1	20	20	0	S. Bailey	1	12	12	0
TOTALS	**13**	**185**	**45**	**0**	**TOTALS**	**20**	**210**	**25**	**1**

INDIVIDUAL DEFENSE
(Titans - Coaching Stats; Opponents - Press Box Stats)

TITANS – Leading Tacklers: C. McCarthy, 14-10-4, B. Pollard, 14-8-6. **Sacks:** J. Casey, 2. **Int:** None. **FF:** J. Casey, 1. **FR:** C. Sensabaugh, 1, D. Morgan, 1.
RAMS – Leading Tacklers: J. Laurinaitis, 9-9-0. **Sacks:** K. Langford, 2, J. Laurinaitis, 1, W. Hayes, 1. **Int:** R. McLeod, 1, C. Finnegan, 1. **FF:** None **FR:** None

2013 TITANS GAME-BY-GAME SUMMARIES

GAME 9 - Jaguars 29, Titans 27
Sunday, Nov. 10, 2013 • 12:00 CST • LP Field

Despite a 17-point fourth quarter rally, the Titans could not overcome a season-high four turnovers as the team suffered its fifth loss of the season against the previously winless Jaguars. Jacksonville set the tone early, converting Chris Johnson's opening-drive fumble at the Titans' 19-yard line into a six-yard Maurice Jones-Drew rushing touchdown three plays later with 13:29 remaining in the first quarter. In a game the Jaguars never trailed, Tennessee managed just 83 rushing yards as Johnson was held to 30 yards on 12 carries. Ryan Fitzpatrick saw action for the fourth time this season after Jake Locker left the game in the second quarter with a foot injury. Fitzpatrick converted 22 of 33 passes for 264 yards in relief while accounting for all three of Tennessee's touchdowns. After Fitzpatrick cut Jacksonville's lead to 22-20 with a 72-yard touchdown drive late in the fourth quarter, Will Blackmon thwarted all hopes of a comeback on the Titans' next offensive series. On third-and-nine, the cornerback strip-sacked Fitzpatrick and recovered the fumble for a 21-yard touchdown return, giving Jacksonville a two-possession advantage.

Jacksonville	10	3	7	9	29
Tennessee	0	7	3	17	27

TEAM	SCORING PLAY	QTR-REMAIN
Jaguars	M. Jones-Drew 6 yd. run (J. Scobee kick)	1-13:29
Jaguars	J. Scobee 32 yd. Field Goal	1-6:31
Jaguars	J. Scobee 44 yd. Field Goal	2-10:47
Titans	T. Thompson 9 yd. pass from R. Fitzpatrick (R. Bironas kick)	2-0:41
Jaguars	J. Todman 5 yd. run (J. Scobee kick)	3-10:17
Titans	R. Bironas 39 yd. Field Goal	3-5:15
Titans	R. Bironas 37 yd. Field Goal	4-12:50
Jaguars	Penalty on C. Warmack enforced in end zone for a Safety	4-7:44
Titans	R. Fitzpatrick 4 yd. run (R. Bironas kick)	4-4:15
Jaguars	W. Blackmon 21 yd. fumble return (J. Scobee kick)	4-2:32
Titans	D. Walker 14 yd. pass from R. Fitzpatrick (R. Bironas kick)	4-0:40

Missed FG: None
Attendance: 69,143 **Time of Game:** 3:10
Weather: Sunny, 62° F, wind NE 6 mph

	Jaguars	Titans
First downs	13	19
3rd-down conversion-att	3-12	10-18
4th-down conversion-att	0-0	0-0
Total yards	214	362
Rushing yards	54	83
Passing yards	160	279
Passes-comp.-Int.	23-14-2	42-26-1
Sacked-yards	3/20	1/9
Punts-avg.	7-43.4	5-43.8
Punt return yards	2-6	2-15
Kickoff return yards	4-120	4-81
Fumbles-lost	3-0	5-3
Penalties-yards	4-19	6-45
Field goals made-att	2-2	2-2
Time of possession	29:24	30:36

RUSHING

JAGUARS	Att	Yds	Lg	TD	TITANS	Att	Yds	Lg	TD
M. Jones-Drew	21	41	12	1	C. Johnson	12	30	6	0
J. Todman	3	11	5	1	S. Greene	9	22	6	0
D. Robinson	4	3	2	0	J. Locker	3	18	10	0
C. Henne	2	-1	0	0	R. Fitzpatrick	3	13	8	1
TOTALS	**30**	**54**	**12**	**2**	**TOTALS**	**27**	**83**	**10**	**1**

PASSING

JAGUARS	Att	Com	Yd	TD-I	TITANS	Att	Com	Yd	TD-I
C. Henne	23	14	180	0-2	R. Fitzpatrick	33	22	264	2-0
					J. Locker	9	4	24	0-1
TOTALS	23	14	180	0-2	**TOTALS**	**42**	**26**	**288**	**2-1**

RECEIVING

JAGUARS	Rec	Yds	Lg	TD	TITANS	Rec	Yds	Lg	TD
M. Jones-Drew	4	33	17	0	K. Wright	7	78	26	0
M. Lewis	3	39	27	0	C. Johnson	5	43	18	0
C. Shorts	2	42	22	0	D. Walker	4	62	33	1
M. Brown	2	40	23	0	N. Washington	3	29	15	0
C. Harbor	1	13	13	0	S. Greene	3	10	7	0
S. Burton	1	11	11	0	J. Hunter	2	51	40	0
J. Todman	1	2	2	0	T. Thompson	1	9	9	1
					C. Stevens	1	6	6	0
TOTALS	**14**	**180**	**27**	**0**	**TOTALS**	**26**	**288**	**40**	**2**

INDIVIDUAL DEFENSE
(Titans - Coaching Stats; Opponents - Press Box Stats)

TITANS – Leading Tacklers: B. Pollard, 10-5-5. **Sacks:** J. Casey, 1, D. Morgan, 1, Mi. Martin, 1. **Int:** A. Verner, 1, C. McCarthy, 1. **FF:** C. McCarthy, 1. **FR:** None.
JAGUARS – Leading Tacklers: G. Hayes, 11-9-2. **Sacks:** W. Blackmon, 1. **Int:** D. Gratz, 1. **FF:** G. Hayes, 1, P. Posluszny, 1, W. Blackmon, 1. **FR:** P. Posluszny, 1, R. Allen, 1, W. Blackmon, 1.

GAME 10 - Colts 30, Titans 27
Thursday, Nov. 14, 2013 • 7:25 CST • LP Field

The Titans could not protect a 17-6 halftime lead as the Colts scored 20 unanswered points en route to defeating the home team, 30-27, on national television. Chris Johnson scored both of his rushing touchdowns on back-to-back drives to open the game, handing the Titans an early 14-0 lead. After rushing for 80 first half yards, Johnson was held to just six yards on four carries in the second half as the Titans' ground attack sputtered to a halt. Ryan Fitzpatrick made his third start of the season in place of Jake Locker, who was placed on injured reserve earlier in the week. Fitzpatrick connected on 22 of 28 passes, including an endzone strike to Delanie Walker late in the fourth quarter to cut the Colts' lead to three with 1:54 remaining. Despite Fitzpatrick's best outing of the year, the Titans could not overcome a costly special teams turnover midway through the third quarter. Kickoff returner Devon Wylie fumbled on the team's 21-yard line in his first appearance of the season, resulting in an Indianapolis recovery. The Colts scored two plays later on an 11-yard Andrew Luck scramble, securing their first lead of the game, and one they would not relinquish. Coby Fleener paced Indy's offense with a game-high 107 yards on eight receptions while running back Donald Brown rushed for two touchdowns and 80 yards on 14 carries.

Indianapolis	0	6	17	7	30
Tennessee	14	3	0	10	27

TEAM	SCORING PLAY	QTR-REMAIN
Titans	C. Johnson 30 yd. run (R. Bironas kick)	1-11:36
Titans	C. Johnson 7 yd. run (R. Bironas kick)	1-4:06
Colts	A. Vinatieri 48 yd. Field Goal	2-11:26
Titans	R. Bironas 25 yd. Field Goal	2-2:32
Colts	A. Vinatieri 30 yd. Field Goal	2-0:00
Colts	D. Brown 6 yd. run (A. Vinatieri kick)	3-8:33
Colts	A. Luck 11 yd. run (A. Vinatieri kick)	3-7:36
Colts	A. Vinatieri 50 yd. Field Goal	3-1:27
Titans	R. Bironas 38 yd. Field Goal	4-11:39
Colts	D. Brown 11 yd. run (A. Vinatieri kick)	4-3:01
Titans	D. Walker 19 yd. pass from R. Fitzpatrick (R. Bironas kick)	4-1:54

Missed FG: None
Attendance: 69,143 **Time of Game:** 3:01
Weather: 44°F, Clear, Wind SSW 3 mph

	Colts	Titans
First downs	24	20
3rd-down conversion-att	6-13	6-11
4th-down conversion-att	0-0	0-0
Total yards	366	340
Rushing yards	137	122
Passing yards	229	218
Passes-comp.-Int.	36-23-0	28-22-0
Sacked-yards	1/3	2/4
Punts-avg.	3-37.0	3-39.0
Punt return yards	2-15	1-4
Kickoff return yards	4-76	3-63
Fumbles-lost	0-0	1-1
Penalties-yards	5-51	4-34
Field goals made-att	3-3	2-2
Time of possession	32:23	27:37

RUSHING

COLTS	Att	Yds	Lg	TD	TITANS	Att	Yds	Lg	TD
D. Brown	14	80	17	2	C. Johnson	17	86	30	2
A. Luck	9	31	13	1	R. Fitzpatrick	4	26	15	0
T. Richardson	8	22	7	0	S. Greene	3	10	5	0
S. Havili	1	4	4	0					
TOTALS	**32**	**137**	**17**	**3**	**TOTALS**	**24**	**122**	**30**	**2**

PASSING

COLTS	Att	Com	Yd	TD-I	TITANS	Att	Com	Yd	TD-I
A. Luck	36	23	232	0-0	R. Fitzpatrick	28	22	222	1-0
TOTALS	**36**	**23**	**232**	**0-0**	**TOTALS**	**28**	**22**	**222**	**1-0**

RECEIVING

COLTS	Rec	Yds	Lg	TD	TITANS	Rec	Yds	Lg	TD
C. Fleener	8	107	39	0	D. Walker	10	91	19	1
T. Hilton	5	44	17	0	K. Wright	9	80	17	0
T. Richardson	5	31	14	0	N. Washington	2	53	42	0
D. Brown	1	14	14	0	C. Johnson	1	-2	-2	0
W. Saunders	1	11	11	0					
D. Heyward-Bey	1	10	10	0					
S. Havili	1	9	9	0					
G. Whalen	1	6	6	0					
TOTALS	**36**	**232**	**39**	**0**	**TOTALS**	**22**	**222**	**42**	**1**

INDIVIDUAL DEFENSE
(Titans - Coaching Stats; Opponents - Press Box Stats)

TITANS – Leading Tacklers: C. McCarthy, 10-9-1. **Sacks:** D. Morgan, 1. **Int:** None. **FF:** None. **FR:** None.
COLTS – Leading Tacklers: P. Angerer, 9-8-1. **Sacks:** E. Walden, 1, C. Redding, 1. **Int:** None. **FF:** None. **FR:** D. Herron, 1.

2013 TITANS GAME-BY-GAME SUMMARIES

GAME 11 - Titans 23, Raiders, 19
Sunday, Nov. 24, 2013 • 1:05 PST • O.Co Coliseum

After a disappointing loss to the division-leading Colts the previous Thursday, Tennesseee edged Oakland on the road, earning its first win at O.Co Coliseum since Dec. 22, 2001 and just the second victory at the venue in franchise history. Despite trailing 19-16 midway through the fourth quarter, the Titans engineered their second come-from-behind victory of the season, thanks to a clock-chewing 80-yard touchdown drive on the team's final offensive series. Ryan Fitzpatrick found Kendall Wright for the game-winner on a 10-yard endzone reception, giving Tennessee a 23-19 advantage with 10 seconds remaining. During the 14-play drive, Fitzpatrick completed eight of 10 passes, including two critical strikes to Justin Hunter on third down. Overall, the veteran quarterback connected on 30 of 42 attempts for 320 yards and two touchdowns. Hunter and Wright each posted 100-yard performances, accounting for 212 receiving yards and both of Tennessee's touchdowns. With the win, the Titans kept their playoff hopes alive as they improved to 5-6 on the season.

Tennessee	3	3	7	10	23
Oakland	3	6	3	7	19

TEAM	SCORING PLAY	QTR-REMAIN
Raiders	S. Janikowski 52 yd. Field Goal	1-10:55
Titans	R. Bironas 33 yd. Field Goal	1-3:38
Titans	R. Bironas 22 yd. Field Goal	2-11:55
Raiders	S. Janikowski 48 yd. Field Goal	2-6:25
Raiders	S. Janikowski 24 yd. Field Goal	2-0:48
Titans	J. Hunter 54 yd. pass from R. Fitzpatrick (R. Bironas kick)	3-12:52
Raiders	S. Janikowski 42 yd. Field Goal	3-1:41
Titans	R. Bironas 23 yd. Field Goal	4-8:52
Raiders	M. Reece 27 yd. pass from M. McGloin (S. Janikowski kick)	4-6:10
Titans	K. Wright 10 yd. pass from R. Fitzpatrick (R. Bironas kick)	4-0:10

Missed FG: S. Janikowski (32WL, 48WL)
Attendance: 46,001 **Time of Game:** 3:10
Weather: Sunny, 58° F, wind West 5 mph

	Titans	Raiders
First downs	22	19
3rd-down conversion-att	10-18	3-10
4th-down conversion-att	0-0	0-0
Total yards	426	353
Rushing yards	114	93
Passing yards	312	260
Passes-comp.-Int.	42-30-0	32-19-1
Sacked-yards	2/8	0/0
Punts-avg.	5-32.6	2-47.5
Punt return yards	1-0	2-18
Kickoff return yards	2-31	5-108
Fumbles-lost	3-0	2-1
Penalties-yards	10-100	4-50
Field goals made-att	3-3	4-6
Time of possession	35:48	24:12

RUSHING

TITANS	Att	Yds	Lg	TD	RAIDERS	Att	Yds	Lg	TD
C. Johnson	20	73	12	0	R. Jennings	16	73	15	0
R. Fitzpatrick	5	26	10	0	M. Reece	5	14	5	0
S. Greene	4	15	6	0	M. McGloin	2	6	7	0
TOTALS	**29**	**114**	**12**	**0**	**TOTALS**	**23**	**93**	**15**	**0**

PASSING

TITANS	Att	Com	Yd	TD-I	RAIDERS	Att	Com	Yd	TD-I
R. Fitzpatrick	42	30	320	2-0	M. McGloin	32	19	260	1-1
TOTALS	**42**	**30**	**320**	**2-0**	**TOTALS**	**32**	**19**	**260**	**1-1**

RECEIVING

TITANS	Rec	Yds	Lg	TD	RAIDERS	Rec	Yds	Lg	TD
J. Hunter	6	109	54	1	R. Streater	5	93	23	0
K. Wright	6	103	31	1	R. Jennings	4	49	21	0
D. Walker	5	46	14	0	M. Reece	4	44	27	1
N. Washington	5	45	16	0	A. Holmes	2	32	16	0
C. Johnson	3	8	3	0	J. Olawale	2	27	25	0
C. Mooney	2	6	4	0	M. Rivera	1	10	10	0
T. Thompson	2	4	4	0	J. Mastrud	1	5	5	0
C. Stevens	1	-1	-1	0					
TOTALS	**30**	**320**	**54**	**2**	**TOTALS**	**19**	**260**	**27**	**1**

INDIVIDUAL DEFENSE
(Titans - Coaching Stats; Opponents - Press Box Stats)

TITANS – Leading Tacklers: Z. Brown, 11-8-3. **Sacks:** None. **Int:** Z. Brown, 1. **FF:** B. Wreh-Wilson, 1. **FR:** J. Casey, 1.
RAIDERS – Leading Tacklers: Ke. Burnett, 11-4-7. **Sacks:** N. Roach, 1.5, Ke. Burnett, 0.5. **Int:** None. **FF:** N. Roach, 1. **FR:** None.

GAME 12 - Colts 22, Titans 14
Sunday, Dec. 1, 2013 • 1:00 EST • Lucas Oil Stadium

The Titans failed to pick up their first division win of the season, falling to the Colts in a game marred by costly turnovers and missed opportunities. Despite sacking Andrew Luck five times and holding the Colts to field goals throughout the first three-and-a-half quarters, the Titans' defense relented in the final minutes, giving up a 92-yard touchdown drive with 1:56 left in the fourth quarter which pushed Indianapolis' lead to 22-14. Ryan Fitzpatrick had an opportunity to tie the game on the next series but instead threw a game-ending interception, effectively sealing the Titans' fate. One outing removed from his best performance of the season, Fitzpatrick threw three interceptions in the loss, including a costly one that set up a 37-yard Adam Vinatieri field goal as time expired in the first half. Although the Titans outgained Indianapolis 347-264 in total yards and dominated the time of possession, they were unable to capitalize on Andrew Luck's first quarter interception and turned the ball over three times in Indy territory.

Tennessee	0	7	7	0	14
Indianapolis	6	6	3	7	22

TEAM	SCORING PLAY	QTR-REMAIN
Colts	A. Vinatieri 47 yd. Field Goal	1-6:09
Colts	A. Vinatieri 48 yd. Field Goal	1-2:33
Titans	R. Fitzpatrick 1 yd. run (R. Bironas kick)	2-13:13
Colts	A. Vinatieri 45 yd. Field Goal	2-10:26
Colts	A. Vinatieri 37 yd. Field Goal	2-0:00
Titans	C. Johnson 1 yd. pass from R. Fitzpatrick (R. Bironas kick)	3-7:29
Colts	A. Vinatieri 49 yd. Field Goal	3-2:33
Colts	D. Brown 4 yd. run (A. Vinatieri kick)	4-1:56

Missed FG: None
Attendance: 65,502 **Time of Game:** 3:09
Weather: Indoors

	Titans	Colts
First downs	24	18
3rd-down conversion-att	6-15	3-14
4th-down conversion-att	1-1	1-1
Total yards	347	264
Rushing yards	162	104
Passing yards	185	160
Passes-comp.-Int.	37-21-3	32-17-1
Sacked-yards	1/16	5/40
Punts-avg.	6-37.0	5-45.4
Punt return yards	2-43	3-29
Kickoff return yards	3-78	2-45
Fumbles-lost	1-1	3-0
Penalties-yards	6-74	7-50
Field goals made-att	0-0	5-5
Time of possession	33:55	26:05

RUSHING

TITANS	Att	Yds	Lg	TD	COLTS	Att	Yds	Lg	TD
C. Johnson	18	69	9	0	D. Brown	14	54	14	1
R. Fitzpatrick	8	54	16	1	A. Luck	5	42	24	0
S. Greene	10	39	8	0	T. Richardson	5	19	11	0
					D. Heyward-Bey	1	-11	-11	0
TOTALS	**36**	**162**	**16**	**1**	**TOTALS**	**25**	**104**	**24**	**1**

PASSING

TITANS	Att	Com	Yd	TD-I	COLTS	Att	Com	Yd	TD-I
R. Fitzpatrick	37	21	201	1-3	A. Luck	32	17	200	0-1
TOTALS	**37**	**21**	**201**	**1-3**	**TOTALS**	**32**	**17**	**200**	**0-1**

RECEIVING

TITANS	Rec	Yds	Lg	TD	COLTS	Rec	Yds	Lg	TD
K. Wright	6	77	35	0	T. Hilton	5	46	20	0
C. Johnson	6	32	11	1	C. Fleener	3	50	21	0
N. Washington	5	81	31	0	L. Brazill	3	42	17	0
J. Hunter	1	9	9	0	S. Havili	3	29	19	0
D. Walker	1	5	5	0	D. Brown	2	10	7	0
S. Greene	1	1	1	0	D. Heyward-Bey	1	23	23	0
C. Mooney	1	-4	-4	0					
TOTALS	**21**	**201**	**35**	**1**	**TOTALS**	**17**	**200**	**23**	**0**

INDIVIDUAL DEFENSE
(Titans - Coaching Stats; Opponents - Press Box Stats)

TITANS – Leading Tacklers: Z. Brown, 9-8-1. **Sacks:** J. Casey, 2, Z. Brown, 1, K. Klug, 1, K. Wimbley, 1. **Int:** B. Pollard, 1. **FF:** K. Klug, D. Morgan, 1. **FR:** None.
COLTS – Leading Tacklers: J. Freeman, 9-5-4. **Sacks:** R. Mathis, 1. **Int:** C. Vaughn, 2, J. Freeman, 1. **FF:** R. Mathis, 1. **FR:** J. Freeman, 1.

2013 TITANS GAME-BY-GAME SUMMARIES

GAME 13 - Broncos 51, Titans 28
Sunday, Dec. 8, 2013 • 2:05 MST • Sports Authority Field at Mile High

After Justin Hunter's 41-yard touchdown grab made it a one possession game heading into the fourth quarter, Denver rattled off 17 unanswered points, running away with a 51-28 victory on its home field. Tennessee's offense struck early as Shonn Greene and Chris Johnson both scored on back-to-back first quarter possessions, giving the Titans an early 14-7 advantage. Tennessee led by as many as 11 points in the first half, but Matt Prater's NFL record-breaking 64-yard field goal pulled the Broncos to within one point as time expired in the second quarter. The Titans' defense struggled after halftime, allowing Denver to score on each of its five possessions, including four touchdowns and a field goal. During that span, Peyton Manning amassed178 passing yards and two touchdowns. He finished with a game-high 397 yards and four touchdowns while completing 39 of 59 attempts as Denver racked up 551 yards of total offense. For the Titans, Greene and Johnson accounted for three rushing touchdowns while Justin Hunter put together his second 100-yard performance of the season.

Tennessee 14	7	7	0	28
Denver 10	10	14	17	51

TEAM	SCORING PLAY	QTR-REMAIN
Titans	S. Greene 1 yd. run (R. Bironas kick)	1-12:37
Broncos	W. Welker 1 yd. pass from P. Manning (M. Prater kick)	1-7:28
Titans	C. Johnson 3 yd. run (R. Bironas kick)	1-7:01
Broncos	M. Prater 25 yd. Field Goal	1-0:25
Titans	S. Greene 28 yd. run (R. Bironas kick)	2-6:58
Broncos	J. Thomas 8 yd. pass from P. Manning (M. Prater kick)	2-1:50
Broncos	M. Prater 64 yd. Field Goal	2-0:00
Broncos	D. Thomas 4 yd. pass from P. Manning (M. Prater kick)	3-11:52
Broncos	K. Moreno 1 yd. run (M. Prater kick)	3-7:34
Titans	J. Hunter 41 yd. pass from R. Fitzpatrick (R. Bironas kick)	3-4:50
Broncos	M. Prater 19 yd. Field Goal	4-13:15
Broncos	E. Decker 20 yd. pass from P. Manning (M. Prater kick)	4-9:12
Broncos	M. Ball 5 yd. run (M. Prater kick)	4-3:07

Missed FG: None
Attendance: 76,554 **Time of Game:** 3:17
Weather: Mostly Sunny and Cold 18° F, wind NE 5 mph

	Titans	Broncos
First downs	15	39
3rd-down conversion-att	2-9	5-13
4th-down conversion-att	2-3	3-3
Total yards	254	551
Rushing yards	96	154
Passing yards	158	397
Passes-comp.-Int.	24-13-1	59-39-0
Sacked-yards	2/14	0/0
Punts-avg.	4-50.3	2-32.5
Punt return yards	0-0	4-27
Kickoff return yards	5-209	5-126
Fumbles-lost	1-1	0-0
Penalties-yards	8-66	7-60
Field goals made-att	0-0	3-3
Time of possession	20:40	39:20

RUSHING

TITANS	Att	Yds	Lg	TD	BRONCOS	Att	Yds	Lg	TD
C. Johnson	12	46	18	1	K. Moreno	14	78	25	1
S. Greene	9	46	28	2	M. Ball	15	77	15	1
R. Fitzpatrick	1	4	4	0	P. Manning	3	-1	0	0
TOTALS	**22**	**96**	**28**	**3**	**TOTALS**	**32**	**154**	**25**	**2**

PASSING

TITANS	Att	Com	Yd	TD-I	BRONCOS	Att	Com	Yd	TD-I
R. Fitzpatrick	24	13	172	1-1	P. Manning	59	39	397	4-0
TOTALS	**24**	**13**	**172**	**1-1**	**TOTALS**	**59**	**39**	**397**	**4-0**

RECEIVING

TITANS	Rec	Yds	Lg	TD	BRONCOS	Rec	Yds	Lg	TD
J. Hunter	4	114	57	1	E. Decker	8	117	24	1
N. Washington	2	24	16	0	D. Thomas	7	88	38	1
K. Wright	2	17	13	0	K. Moreno	6	31	13	0
C. Johnson	2	9	23	0	W. Welker	5	61	30	1
V. Shiancoe	2	2	3	0	J. Thomas	5	35	12	1
M. Preston	1	6	6	0	J. Tamme	4	47	15	0
					M. Ball	3	10	11	0
					J. Dreessen	1	8	8	0
TOTALS	**13**	**172**	**57**	**1**	**TOTALS**	**39**	**397**	**38**	**4**

INDIVIDUAL DEFENSE
(Titans - Coaching Stats; Opponents - Press Box Stats)

TITANS – **Leading Tacklers:** M. Fokou, 14-9-5. **Sacks:** None. **Int:** None. **FF:** None. **FR:** None.
BRONCOS – **Leading Tacklers:** D. Trevathan, 6-4-2. **Sacks:** V. Miller, 1, M. Jackson, 1. **Int:** T. Knighton, 1. **FF:** V. Miller, 1. **FR:** M. Adams, 1.

GAME 14 - Cardinals 37, Titans 34 (OT)
Sunday, Dec. 15, 2013 • 3:25 CST • LP Field

Despite storming back from a 17-point fourth quarter deficit, the Titans' rally fell short in overtime as Jay Feely connected on the game-winning 41-yard field goal to push Arizona past Tennessee, 37-34. Trailing 34-17 with 3:12 remaining, Michael Preston kickstarted the Titans' comeback with his first touchdown of the game, a 10-yard strike from Ryan Fitzpatrick. After Rob Bironas' 24-yard field goal made it a one possession game with 52 seconds remaining, Daimion Stafford successfully recovered an onside kick attempt, giving the Titans the ball at their own 46-yard line. Five plays later, Fitzpatrick sent the game to overtime after finding Preston in the endzone for the second time that quarter. The tying eight-yard touchdown with 10 seconds left in regulation marked Fitzpatrick's fourth on the day as he finished 36 of 58 with 402 yards and two interceptions. Kendall Wright turned in his best performance of the season, setting career highs in receptions and yards. He also caught two key passes on the Titans' final drive in regulation to set up Preston's game-tying touchdown.

Arizona 7	3	10	14	3	37
Tennessee 10	0	7	17	0	34

TEAM	SCORING PLAY	QTR-REMAIN
Titans	R. Bironas 45 yd. Field Goal	1-9:34
Cardinals	R. Mendenhall 1 yd. run (J. Feely kick)	1-4:30
Titans	C. Johnson 25 yd. pass from R. Fitzpatrick (R. Bironas kick)	1-0:00
Cardinals	J. Feely 25 yd. Field Goal	2-7:21
Cardinals	J. Feely 47 yd. Field Goal	3-13:32
Titans	D. Walker 1 yd. pass from R. Fitzpatrick (R. Bironas kick)	3-6:16
Cardinals	J. Ballard 6 yd. pass from C. Palmer (J. Feely kick)	3-2:14
Cardinals	R. Mendenhall 1 yd. run (J. Feely kick)	4-6:50
Cardinals	A. Cason 20 yd. interception return (J. Feely kick)	4-6:13
Titans	M. Preston 10 yd. pass from R. Fitzpatrick (R. Bironas kick)	4-3:12
Titans	R. Bironas 24 yd. Field Goal	4-0:47
Titans	M. Preston 8 yd. pass from R. Fitzpatrick (R. Bironas kick)	4-0:10
Cardinals	J. Feely 41 yd. Field Goal	5-10:18

Missed FG: R. Bironas (50SH)
Attendance: 69,143 **Time of Game:** 3:14
Weather: Cloudy, 37°F, win NNE 4 mph

	Cardinals	Titans
First downs	24	32
3rd-down conversion-att	6-12	7-14
4th-down conversion-att	0-0	0-0
Total yards	360	460
Rushing yards	145	66
Passing yards	215	394
Passes-comp.-Int.	30-20-0	58-36-2
Sacked-yards	2/16	3/8
Punts-avg.	4-53.0	3-48.3
Punt return yards	0-0	2-18
Kickoff return yards	3-72	7-140
Fumbles-lost	1-0	3-1
Penalties-yards	9-69	3-16
Field goals made-att	3-3	2-3
Time of possession	30:58	33:44

RUSHING

CARDINALS	Att	Yds	Lg	TD	TITANS	Att	Yds	Lg	TD
A. Ellington	10	71	22	0	C. Johnson	13	40	15	0
R. Mendenhall	21	69	15	2	R. Fitzpatrick	3	22	17	0
S. Taylor	3	6	3	0	S. Greene	3	4	6	0
C. Palmer	2	-1	0	0					
TOTALS	**36**	**145**	**22**	**2**	**TOTALS**	**19**	**66**	**17**	**0**

PASSING

CARDINALS	Att	Com	Yd	TD-I	TITANS	Att	Com	Yd	TD-I
C. Palmer	30	20	231	1-0	R. Fitzpatrick	58	36	402	4-2
TOTALS	**30**	**20**	**231**	**1-0**	**TOTALS**	**58**	**36**	**402**	**4-2**

RECEIVING

CARDINALS	Rec	Yds	Lg	TD	TITANS	Rec	Yds	Lg	TD
L. Fitzgerald	6	49	18	0	K. Wright	12	150	26	0
A. Ellington	4	87	38	0	D. Walker	8	53	22	1
J. Ballard	3	13	7	1	N. Washington	7	92	33	0
M. Floyd	2	33	20	0	C. Johnson	3	51	25	1
A. Roberts	2	15	12	0	K. Britt	3	29	13	0
B. Golden	1	16	16	0	M. Preston	3	27	10	2
R. Mendenhall	1	9	9	0					
J. Dray	1	9	9	0					
TOTALS	**20**	**231**	**38**	**1**	**TOTALS**	**36**	**402**	**33**	**4**

INDIVIDUAL DEFENSE
(Titans - Coaching Stats; Opponents - Press Box Stats)

TITANS – **Leading Tacklers:** B. Pollard, 10-7-3, J. Casey, 10-6-4. **Sacks:** J. Casey, 1.5, B. Pollard, 0.5. **Int:** None. **FF:** None. **FR:** None.
CARDINALS – **Leading Tacklers:** D. Washington, 9-8-1. **Sacks:** M. Shaughnessy, 1, M. Benard, 1, K. Dansby, 0.5, J. Abraham, 0.5. **Int:** A. Cason, 2. **FF:** M. Benard, 1. **FR:** None.

2013 TITANS GAME-BY-GAME SUMMARIES

GAME 15 - Titans, 20 Jaguars 16
Sunday, Dec. 22, 2013• 1:00 EST • EverBank Field

The Titans picked up their first division win of the season as they snapped a three-game skid, defeating the Jaguars 20-16 on the road. After falling into a 10-point hole midway through the third quarter, Tennessee scored on consecutive offensive possessions, erasing the two-possession deficit. Shonn Greene fueled the rally with a one-yard touchdown run, followed by Nate Washington's go-ahead grab, a 30-yard strike from Ryan Fitzpatrick with 14:25 remaining in the game. Tennessee's defense also came up big in the fourth quarter as Ropati Pitoitua stuffed Maurice Jones-Drew for a one-yard loss on a crucial fourth-and-one in Tennessee territory, and George Wilson intercepted Chad Henne on Jackonsville's final drive. Overall, Tennessee's running back tandem of Greene and Chris Johnson combined for 113 second half yards, including 58 on the team's first touchdown drive. Nate Washington added a game-high six receptions for 117 yards, churning out his third 100-yard outing of the season.

Tennessee	3	3	7	7	20
Jacksonville	7	6	3	0	16

TEAM	SCORING PLAY	QTR-REMAIN
Titans	R. Bironas 45 yd. Field Goal	1-9:05
Jaguars	M. Lewis 4 yd. pass from C. Henne (J. Scobee kick)	1-4:45
Titans	R. Bironas 52 yd. Field Goal	2-1:55
Jaguars	M. Brown 7 yd. pass from C. Henne (kick blocked)	2-0:43
Jaguars	J. Scobee 36 yd. Field Goal	3-9:22
Titans	S. Greene 1 yd. run (R. Bironas kick)	3-4:01
Titans	N. Washington 30 yd. pass from R. Fitzpatrick (R. Bironas kick)	4-14:25

Missed FG: None
Attendance: 60,559 **Time of Game:** 2:51
Weather: 79°F, Wind SW 13 mph

	Titans	Jaguars
First downs	22	15
3rd-down conversion-att	3-13	3-11
4th-down conversion-att	3-4	1-3
Total yards	346	289
Rushing yards	182	63
Passing yards	164	226
Passes-comp.-Int.	26-17-1	34-24-1
Sacked-yards	3/17	2/11
Punts-avg.	3-46.7	4-45.5
Punt return yards	1--1	1-4
Kickoff return yards	0-0	1-43
Fumbles-lost	0-0	0-0
Penalties-yards	1-4	4-15
Field goals made-att	2-2	1-1
Time of possession	35:39	24:21

RUSHING

TITANS	Att	Yds	Lg	TD	JAGUARS	Att	Yds	Lg	TD
S. Greene	19	91	29	1	M. Jones-Drew	13	45	11	0
C. Johnson	22	90	12	0	D. Robinson	1	11	11	0
R. Fitzpatrick	3	1	3	0	J. Todman	6	6	5	0
					C. Henne	1	1	1	0
TOTALS	**44**	**182**	**29**	**1**	**TOTALS**	**21**	**63**	**11**	**0**

PASSING

TITANS	Att	Com	Yd	TD-I	JAGUARS	Att	Com	Yd	TD-I
R. Fitzpatrick	26	17	181	1-1	C. Henne	34	24	237	2-1
TOTALS	**26**	**17**	**181**	**1-1**	**TOTALS**	**34**	**24**	**237**	**2-1**

RECEIVING

TITANS	Rec	Yds	Lg	TD	JAGUARS	Rec	Yds	Lg	TD
N. Washington	6	117	30	1	M. Brown	5	71	24	1
D. Walker	4	35	11	0	M. Lewis	4	50	30	1
K. Wright	4	22	14	0	K. Taylor	4	45	17	0
J. Battle	1	4	4	0	M. Jones-Drew	4	24	10	0
C. Johnson	1	3	3	0	A.Sanders	4	20	8	0
S. Greene	1	0	0	0	L. Thomas	1	13	13	0
					B. Meester	1	9	9	0
					J. Todman	1	5	5	0
TOTALS	**17**	**181**	**30**	**1**	**TOTALS**	**24**	**237**	**30**	**2**

INDIVIDUAL DEFENSE
(Titans - Coaching Stats; Opponents - Press Box Stats)

TITANS – **Leading Tacklers:** D. Morgan, 9-5-4, M. Fokou, 9-5-4. **Sacks:** D. Morgan, 1, K. Wimbley, 1. **Int:** G. Wilson, 1. **FF:** None. **FR:** None.
JAGUARS – **Leading Tacklers:** P. Posluszny, 13-10-3. **Sacks:** A. Branch, 1, J. Babin, 1, P. Posluszny, 0.5, A. Jones, 0.5 **Int:** A. Ball, 1. **FF:** None. **FR:** None.

GAME 16 - Titans 16, Texans 10
Sunday, Dec. 29, 2013 • 12:00 CST • LP Field

The Titans avenged a Sept. 15 overtime loss by topping the Texans 16-10 in the team's regular season finale. Chris Johnson scored Tennessee's lone touchdown, while Rob Bironas connected on all three field goal attempts, including a 55-yarder as time expired before the half. Houston jumped to an early 7-0 lead, driving 63 yards on nine plays on the opening possession, culminating in a three-yard touchdown run by Jonathan Grimes. Tennessee responded by rattling off 16 consecutive points, including Johnson's go-ahead 11-yard touchdown run with 5:39 remaining in the third quarter. Akeem Ayers set up the scoring drive with his first interception of the season, giving the Titans the ball back at Houston's 35-yard line. Tennessee would extend its lead in the fourth quarter with Bironas' third field goal of the afternoon, giving the home team a nine-point advantage, its largest of the day. Although the Texans would make it a one-possession game with just under three minutes to play, Michael Griffin intercepted Matt Schaub on Houston's final offensive series, securing the Titans' seventh victory of the year. Chris Johnson paced Tennessee's ground attack with 127 yards on 27 attempts, his second 100-yard outing of the season. Defensively, the Titans held Houston to 288 total yards while forcing four turnovers.

Houston	7	0	0	3	10
Tennessee	0	6	7	3	16

TEAM	SCORING PLAY	QTR-REMAIN
Texans	J. Grimes 3 yd. run (R. Bullock kick)	1-9:37
Titans	R. Bironas 42 yd. Field Goal	2-9:45
Titans	R. Bironas 55 yd. Field Goal	2-0:00
Titans	C. Johnson 11 yd. run (R. Bironas kick)	3-5:39
Titans	R. Bironas 37 yd. Field Goal	4-10:44
Texans	R. Bullock 19 yd. Field Goal	4-2:53

Missed FG: None
Attendance: 69,143 **Time of Game:** 2:42
Weather: 53°F, Sunny, Wind W 4 mph

	Texans	Titans
First downs	19	17
3rd-down conversion-att	4-10	4-14
4th-down conversion-att	0-0	0-0
Total yards	288	311
Rushing yards	65	151
Passing yards	223	160
Passes-comp.-Int.	34-22-2	24-15-1
Sacked-yards	1/6	1/6
Punts-avg.	5-45.8	6-42.2
Punt return yards	0-0	1-18
Kickoff return yards	3-83	2-54
Fumbles-lost	2-2	2-0
Penalties-yards	5-55	7-76
Field goals made-att	1-1	3-3
Time of possession	27:45	32:15

RUSHING

TEXANS	Att	Yds	Lg	TD	TITANS	Att	Yds	Lg	TD
J. Grimes	16	50	12	1	C. Johnson	27	127	23	1
R. Graham	4	8	4	0	J. Battle	1	16	16	0
M. Schaub	2	7	7	0	S. Greene	6	10	4	0
					R. Fitzpatrick	2	-2	-1	0
TOTALS	**22**	**65**	**12**	**1**	**TOTALS**	**36**	**151**	**23**	**1**

PASSING

TEXANS	Att	Com	Yd	TD-I	TITANS	Att	Com	Yd	TD-I
M. Schaub	34	22	229	0-2	R. Fitzpatrick	24	15	166	0-1
TOTALS	**34**	**22**	**229**	**0-2**	**TOTALS**	**24**	**15**	**166**	**0-1**

RECEIVING

TEXANS	Rec	Yds	Lg	TD	TITANS	Rec	Yds	Lg	TD
J. Grimes	6	76	31	0	K. Wright	5	50	34	0
A. Johnson	6	49	13	0	D. Walker	3	29	11	0
D. Hopkins	4	35	19	0	C. Johnson	3	14	11	0
R. Griffin	3	49	18	0	N. Washington	2	39	32	0
R. Graham	1	12	12	0	D. Williams	1	32	32	0
G. Jones	1	6	6	0	J. Battle	1	2	2	0
K. Martin	1	2	2	0					
TOTALS	**22**	**229**	**31**	**0**	**TOTALS**	**15**	**166**	**34**	**0**

INDIVIDUAL DEFENSE
(Titans - Coaching Stats; Opponents - Press Box Stats)

TITANS – **Leading Tacklers:** M. Fokou, 9-8-1, Z. Brown, 9-6-3. **Sacks:** D. Morgan, 1. **Int:** A. Ayers, 1, M. Griffin, 1. **FF:** A. Ayers, 1. **FR:** Z. Brown 1, S. Hill, 1.
TEXANS – **Leading Tacklers:** D. Swearinger, 10-7-3. **Sacks:** J. Watt, 1. **Int:** B. McCain, 1. **FF:** D. Swearinger, 1, J. Watt, 1. **FR:** None.

TENNESSEE TITANS

RECORDS

ALL-PRO AND PRO BOWL LEADERS

Most *Associated Press* All-Pro Seasons

Bruce Matthews, 7
Tony Banfield, 3
Charlie Hennigan, 3
Al Jamison, 3
Bob Talamini, 3
George Webster, 3
Robert Brazile, 2
Miller Farr, 2
Don Floyd, 2
Leon Gray, 2
Mike Munchak, 2

Most Pro Bowl Seasons
(AFL All-Star Game 1962-70; AFC-NFC Pro Bowl 1971-present)

Bruce Matthews, 14
Mike Munchak, 9
Elvin Bethea, 8
Robert Brazile, 7
Warren Moon, 6
Bob Talamini, 6
Earl Campbell, 5
Ray Childress, 5
Charlie Hennigan, 5
Ken Houston, 5
Blaine Bishop, 4
Curley Culp, 4
Eddie George, 4
Tony Banfield, 3
George Blanda, 3
Miller Farr, 3
Fred Glick, 3
Ed Husmann, 3
Haywood Jeffires, 3
Chris Johnson, 3
Jevon Kearse, 3
Steve McNair, 3
Jim Norton, 3
Bob Schmidt, 3
George Webster, 3
Frank Wycheck, 3

Most Consecutive Pro Bowl Seasons
(AFL All-Star Game 1962-70; AFC-NFC Pro Bowl 1971-present)

Bruce Matthews, 14
Robert Brazile, 7
Mike Munchak, 7
Warren Moon, 6
Bob Talamini, 6
Charlie Hennigan, 5
Earl Campbell, 4
Ray Childress, 4
Curley Culp, 4
Eddie George, 4
Tony Banfield, 3
Blaine Bishop, 3
George Blanda, 3
Miller Farr, 3
Fred Glick, 3
Ed Husmann, 3
Haywood Jeffires, 3
Chris Johnson, 3
Jevon Kearse, 3
Bob Schmidt, 3
George Webster, 3
Frank Wycheck, 3

ALL-TIME LEAGUE SEASON LEADERS

Rushing Yards
2009: Chris Johnson, 358-2,006
1980: Earl Campbell, 373-1,934
1979: Earl Campbell, 368-1,697
1978: Earl Campbell*, 302-1,450
1961: Billy Cannon, 200-948

Passing Touchdowns
1990: Warren Moon, 33
1961: George Blanda, 36

Passer Rating
2003: Steve McNair, 100.4

Receptions
1991: Haywood Jeffires, 100
1964: Charlie Hennigan, 101

Receiving Yards
1975: Ken Burrough, 1,063
1964: Charlie Hennigan, 1,546
1961: Charlie Hennigan, 1,746

Touchdowns
1979: Earl Campbell, 19 (19r)
1961: Bill Groman, 18 (1r, 17p)

Interceptions
1979: Mike Reinfeldt, 12
1967: Miller Farr, 10
1965: W.K. Hicks, 9
1963: Fred Glick, 12

Punting
1998: Craig Hentrich, 47.2
1993: Greg Montgomery, 45.6
1992: Greg Montgomery, 46.9

Punt Returns
2006: Pacman Jones, 12.9
1977: Billy Johnson, 15.4
1975: Billy Johnson, 15.3
1964: Bobby Jancik, 18.3

Kickoff Returns
1967: Zeke Moore*, 28.9
1963: Bobby Jancik, 29.3
1962: Bobby Jancik*, 30.3
1960: Ken Hall, 31.3

* Rookie

ALL-TIME TEAM LEADERS BY CATEGORY

CAREER RUSHING YARDS

Player	Years	Att	Yds	Avg	Lg	TD
1. Eddie George	1996-03	2,733	10,009	3.7	76	64
2. Earl Campbell	1978-84	1,979	8,574	4.3	81t	73
3. Chris Johnson	2008-13	1,742	7,965	4.6	94t	50
4. Lorenzo White	1988-94	1,000	4,079	4.1	44	29
5. Hoyle Granger	1966-70,72	773	3,514	4.5	69t	18
6. Steve McNair (QB)	1995-05	614	3,439	5.6	71t	36
7. Mike Rozier	1985-90	910	3,426	3.8	41	27
8. Charles Tolar	1960-66	907	3,277	3.6	40	21
9. Ronnie Coleman	1974-81	700	2,769	4.0	46t	16
10. Chris Brown	2003-07	643	2,757	4.3	52	16
11. LenDale White	2006-09	628	2,349	3.7	80t	24
12. Allen Pinkett	1986-91	561	2,324	4.1	60	21
13. Gary Brown	1991-95	477	2,115	4.4	39t	12
14. Fred Willis	1972-76	603	2,114	3.5	44	11
15. Billy Cannon	1960-63	512	2,111	4.1	64	14
16. Rodney Thomas	1995-00	495	1,847	3.7	74t	12
17. Rob Carpenter	1977-81	433	1,788	4.1	77	12
18. Larry Moriarty	1983-86	415	1,624	3.9	80	13
19. Travis Henry	2005-06	358	1,546	4.3	70t	7
20. Warren Moon	1984-93	439	1,541	3.5	35	21

SEASON RUSHING YARDS

Player	Year	Att	Yds	Avg	Lg	TD
1. Chris Johnson	2009	358	2,006	5.6	91t	14
2. Earl Campbell	1980	373	1,934	5.2	55t	13
3. Earl Campbell	1979	368	1,697	4.6	61t	19
4. Eddie George	2000	403	1,509	3.7	35t	14
5. Earl Campbell	*1978*	*302*	*1,450*	*4.8*	*81t*	*13*
6. Eddie George	1997	357	1,399	3.9	30	6
7. Earl Campbell	1981	361	1,376	3.8	43	10
8. Eddie George	*1996*	*335*	*1,368*	*4.1*	*76*	*8*
9. Chris Johnson	2010	316	1,364	4.3	76t	11
10. Eddie George	1999	320	1,304	4.1	40	9
11. Earl Campbell	1983	322	1,301	4.0	42	12
12. Eddie George	1998	348	1,294	3.7	37t	5
13. Chris Johnson	2012	276	1,243	4.5	94t	6
14. Chris Johnson	*2008*	*251*	*1,228*	*4.9*	*66t*	*9*
15. Lorenzo White	1992	265	1,226	4.6	44	7
16. Travis Henry	2006	270	1,211	4.5	70t	7
17. Hoyle Granger	1967	236	1,194	5.1	67	6
18. Eddie George	2002	343	1,165	3.4	35	12
19. LenDale White	2007	303	1,110	3.7	28	7
20. Chris Johnson	2013	279	1,077	3.9	30t	6

CAREER PASSING YARDS

Player	Years	Att	Cmp	Pct	Yds	Y/A	TD	Int	Lg	Sk	Lst	Rate
1. Warren Moon	1984-93	4,546	2,632	57.9	33,685	7.41	196	166	87t	315	2,403	80.4
2. Steve McNair	1995-05	3,871	2,305	59.5	27,141	7.01	156	103	83t	229	1,398	83.3
3. George Blanda	1960-66	2,784	1,347	48.4	19,149	6.88	165	189	95	-	-	62.5
4. Dan Pastorini	1971-79	2,768	1,426	51.5	16,864	6.09	96	139	85t	222	1,977	61.0
5. Vince Young	2006-10	1,190	689	57.9	8,098	6.81	42	42	73	75	415	75.7
6. Kerry Collins	2006-10	1,081	613	56.7	6,804	6.29	33	29	80t	36	253	74.6
7. Ken Stabler	1980-81	742	458	61.7	5,190	6.99	27	46	79t	56	518	69.0
8. Pete Beathard	1967-69	822	379	46.1	5,128	6.24	26	51	86t	-	-	51.2
9. Matt Hasselbeck	2011-12	739	457	61.8	4,938	6.68	25	19	80t	33	256	82.0
10. Chris Chandler	1995-96	676	409	60.5	4,559	6.74	33	21	76t	46	326	83.9
11. Cody Carlson	1988-94	659	370	56.1	4,469	6.78	21	28	81	54	374	70.0
12. Jake Locker	**2011-13**	**563**	**322**	**57.2**	**3,974**	**7.06**	**22**	**15**	**71t**	**46**	**293**	**81.1**
13. Don Trull	1964-69	556	249	44.8	3,538	6.36	29	21	-	-	-	67.6
14. Billy Volek	2001-05	517	312	60.3	3,505	6.78	26	13	55t	45	306	86.9
15. Jacky Lee	1960-67	409	210	51.3	3,291	8.05	25	30	98t	-	-	68.2
16. Gifford Nielsen	1978-83	498	273	54.8	3,255	6.54	20	22	48	47	354	70.0
17. Neil O'Donnell	1999-03	367	215	58.6	2,664	7.26	16	11	67	18	144	83.2
18. Oliver Luck	1983-86	413	233	56.4	2,544	6.16	13	21	66	33	261	64.1
19. Ryan Fitzpatrick	2013	350	217	62.0	2,454	7.01	14	12	77t	21	109	82.0
20. Charley Johnson	1970-71	375	190	50.7	2,244	5.98	10	19	70t	23	185	57.0

SEASON PASSING YARDS

Player	Year	Att	Cmp	Pct	Yds	Y/A	TD	Int	Lg	Sk	Lst	Rate
1. Warren Moon	1991	655	404	61.7	4,690	7.16	23	21	61t	23	174	81.7
2. Warren Moon	1990	584	362	62.0	4,689	8.03	33	13	87t	36	252	96.8
3. Warren Moon	1989	464	280	60.3	3,631	7.83	23	14	55	35	267	88.9
4. Matt Hasselbeck	2011	518	319	61.6	3,571	6.89	18	14	80t	19	153	82.4
5. Warren Moon	1986	488	256	52.5	3,489	7.15	13	26	81t	41	332	62.3
6. Warren Moon	1993	520	303	58.3	3,485	6.70	21	21	80t	34	218	75.2
7. Steve McNair	2002	492	301	61.2	3,387	6.88	22	15	55	21	121	84.0
8. Steve McNair	2001	431	264	61.3	3,350	7.77	21	12	71t	37	251	90.2
9. Warren Moon	*1984*	*450*	*259*	*57.6*	*3,338*	*7.42*	*12*	*14*	*76*	*47*	*371*	*76.9*
10. George Blanda	1961	362	187	51.7	3,330	9.20	36	22	-	-	-	91.3
11. George Blanda	1964	505	262	51.9	3,287	6.51	17	27	-	-	-	61.4
12. Steve McNair	1998	492	289	58.7	3,228	6.56	15	10	47	33	176	80.1
13. Steve McNair	2003	400	250	62.5	3,215	8.04	24	7	73	19	108	100.4
14. Ken Stabler	1980	457	293	64.1	3,202	7.01	13	28	79t	27	264	68.7
15. Steve McNair	2005	476	292	61.3	3,161	6.64	16	11	57	20	134	82.4
16. George Blanda	1963	423	224	53.0	3,003	7.10	24	25	-	-	-	70.1
17. Steve McNair	2000	396	248	62.6	2,847	7.19	15	13	56t	24	141	83.2
18. George Blanda	1962	418	197	47.1	2,810	6.72	27	42	-	-	-	51.3
19. Warren Moon	1987	368	184	50.0	2,806	7.63	21	18	83t	25	198	74.2
20. Warren Moon	1985	377	200	53.1	2,709	7.19	15	19	80t	46	366	68.5

ALL-TIME TEAM LEADERS BY CATEGORY

CAREER RECEPTIONS

Player	Years	No	Yds	Avg	Lg	TD
1. Ernest Givins	1986-94	542	7,935	14.6	83t	46
2. Haywood Jeffires	1987-95	515	6,119	11.9	87t	47
3. Frank Wycheck (TE)	1995-03	482	4,958	10.3	42	27
4. Drew Hill	1985-91	480	7,477	15.6	81t	47
5. Derrick Mason	1997-04	453	6,114	13.5	71t	37
6. Charlie Hennigan	1960-66	410	6,823	16.6	80t	51
7. Ken Burrough	1971-81	408	6,907	16.9	85t	47
8. Curtis Duncan	1987-93	322	3,935	12.2	72	20
9. Drew Bennett	2001-06	273	4,033	14.8	55	25
10. Chris Johnson (RB)	2008-13	272	2,003	7.4	69t	8
11. Nate Washington	**2009-13**	**267**	**3,944**	**14.8**	**77t**	**26**
12. Eddie George (RB)	1996-03	259	2,144	8.3	54	10
13. Bo Scaife (TE)	2005-10	251	2,383	9.5	44	12
14. Tim Smith	1980-86	206	3,107	15.1	75t	12
15. Alvin Reed	1967-72	199	2,818	14.2	60	11
16. Webster Slaughter	1992-94	184	2,236	12.2	57	11
17. Lorenzo White (RB)	1988-94	184	1,674	9.1	69t	6
18. Charles Frazier	1962-68	179	3,060	17.1	80	22
19. Erron Kinney (TE)	2000-05	178	1,750	9.8	31	10
20. Chris Sanders	1995-01	177	3,285	18.6	83t	17

SEASON RECEPTIONS

Player	Year	No	Yds	Avg	Lg	TD
1. Charlie Hennigan	1964	101	1,546	15.3	53	8
2. Haywood Jeffires	1991	100	1,181	11.8	44	7
3. Derrick Mason	2004	96	1,168	12.2	37t	7
4. Derrick Mason	2003	95	1,303	13.7	50t	8
5. Kendall Wright	**2013**	**94**	**1,079**	**11.5**	**45**	**2**
6. Drew Hill	1991	90	1,109	12.3	61t	4
Haywood Jeffires	1992	90	913	10.1	47	9
8. Tim Smith	1983	83	1,176	14.2	47t	6
9. Curtis Duncan	1992	82	954	11.6	72	1
Charlie Hennigan	1961	82	1,746	21.3	80	12
11. Drew Bennett	2004	80	1,247	15.6	48t	11
Butch Woolfolk	1985	80	814	10.2	80t	4
13. Derrick Mason	2002	79	1,012	12.8	40	5
14. Webster Slaughter	1993	77	904	11.7	41	5
15. Drew Hill	1990	74	1,019	13.8	57	5
Haywood Jeffires	1990	74	1,048	14.2	87t	8
Nate Washington	**2011**	**74**	**1,023**	**13.8**	**57**	**7**
18. Derrick Mason	2001	73	1,128	15.5	71t	9
19. Ernest Givins	1990	72	979	13.6	80t	9
Bill Groman	*1960*	*72*	*1,473*	*20.5*	-	*12*
Drew Hill	1988	72	1,141	15.8	57t	10

CAREER RECEIVING YARDS

Player	Years	No	Yds	Avg	Lg	TD
1. Ernest Givins	1986-94	542	7,935	14.6	83t	46
2. Drew Hill	1985-91	480	7,477	15.6	81t	47
3. Ken Burrough	1971-81	408	6,906	16.9	85t	47
4. Charlie Hennigan	1960-66	410	6,823	16.6	*83	51
5. Haywood Jeffires	1987-95	515	6,119	11.9	87t	47
6. Derrick Mason	1997-04	453	6,114	13.5	71t	37
7. Frank Wycheck	1995-03	482	4,958	10.3	42	27
8. Drew Bennett	2001-06	273	4,033	14.8	55t	25
9. Nate Washington	**2009-13**	**267**	**3,944**	**14.8**	**77t**	**26**
10. Curtis Duncan	1987-93	322	3,935	12.2	72	20
11. Chris Sanders	1995-01	177	3,285	18.6	83t	17
12. Tim Smith	1980-86	206	3,107	15.1	75t	12
13. Charley Frazier	1962-68	179	3,060	17.1	80	22
14. Bill Groman	1960-62	143	2,976	20.8	*80	32
15. Alvin Reed	1967-72	199	2,818	14.2	60	11
16. Kenny Britt	2009-13	157	2,450	15.6	80t	19
17. Bo Scaife	2005-10	251	2,383	9.5	44	12
18. Kevin Dyson	1998-02	176	2,310	13.1	68t	18
19. Webster Slaughter	1992-94	184	2,236	12.2	57	11
20. Mike Renfro	1978-83	160	2,183	13.6	58t	11

SEASON RECEIVING YARDS

Player	Year	No	Yds	Avg	Lg	TD
1. Charlie Hennigan	1961	82	1,746	21.3	80	12
2. Charlie Hennigan	1964	101	1,546	15.3	53	8
3. Bill Groman	1960	72	1,473	20.5	-	12
4. Derrick Mason	2003	95	1,303	13.7	50t	8
5. Drew Bennett	2004	80	1,247	15.6	48t	11
6. Haywood Jeffires	1991	100	1,181	11.8	44	7
7. Tim Smith	1983	83	1,176	14.2	47t	6
8. Bill Groman	1961	50	1,175	23.5	80	17
9. Drew Hill	1985	64	1,169	18.3	57t	9
10. Derrick Mason	2004	96	1,168	12.2	37t	7
11. Drew Hill	1988	72	1,141	15.8	57t	10
Tim Smith	1984	69	1,141	16.5	75t	4
13. Charley Frazier	1966	57	1,129	19.8	79	12
14. Derrick Mason	2001	73	1,128	15.5	71t	9
15. Drew Hill	1986	65	1,112	17.1	81t	5
16. Drew Hill	1991	90	1,109	12.3	61t	4
17. Kendall Wright	**2013**	**94**	**1,079**	**11.5**	**45**	**2**
18. Ken Burrough	1975	53	1,063	20.1	77t	8
19. Ernest Givins	1986	61	1,062	17.4	60	3
20. Charlie Hennigan	1963	61	1,051	17.2	83	10

CAREER SCORING

Player	Years	TD	Rush	Rec	Ret	XPM	FGM	2PT	Points
1. Al Del Greco	1991-00	0	0	0	0	322	246	0	1,060
2. Rob Bironas	2005-13	0	0	0	0	315	239	0	1,032
3. George Blanda	1960-66	4	4	0	0	301	91	0	598
4. Tony Zendejas	1985-90	0	0	0	0	197	117	0	548
5. Eddie George	1996-03	74	64	10	0	0	0	3	450
6. Earl Campbell	1978-84	73	73	0	0	0	0	0	438
7. Toni Fritsch	1977-81	0	0	0	0	149	81	0	392
8. Chris Johnson	2008-13	58	50	8	0	0	0	1	350
9. Skip Butler	1972-77	0	0	0	0	122	70	0	332
10. Charlie Hennigan	1960-66	51	0	51	0	0	0	0	306
11. Ken Burrough	1971-81	48	1	47	0	0	0	0	288
Ernest Givins	1986-94	48	1	46	1	0	0	0	288
Haywood Jeffires	1987-95	47	0	47	0	0	0	3	288
14. Drew Hill	1985-91	47	0	47	0	0	0	0	282
15. Derrick Mason	1997-04	40	0	37	3	0	0	1	242
16. Steve McNair	1995-05	36	36	0	0	0	0	3	222
17. Lorenzo White	1988-94	36	29	6	1	0	0	0	216
18. Billy Cannon	1960-63	35	14	20	1	0	0	1	212
19. Gary Anderson	2003-04	0	0	0	0	79	44	0	211
20. Joe Nedney	2001-03	0	0	0	0	70	46	0	208

ALL-TIME TEAM LEADERS BY CATEGORY

SEASON SCORING

Player	Year	TD	Rush	Rec	Ret	XPM	FGM	2PT	Points
1. Al Del Greco	1998	0	0	0	0	28	36	0	136
2. Rob Bironas	2007	0	0	0	0	28	35	0	133
3. Al Del Greco	1996	0	0	0	0	35	32	0	131
4. Rob Bironas	2008	0	0	0	0	40	29	0	127
5. Al Del Greco	1993	0	0	0	0	39	29	0	126
6. Gary Anderson	2003	0	0	0	0	42	27	0	123
7. Rob Bironas	2011	0	0	0	0	34	29	0	121
8. Rob Bironas	2009	0	0	0	0	37	27	0	118
Al Del Greco	2000	0	0	0	0	37	27	0	118
10. Rob Bironas	2013	0	0	0	0	41	25	0	116
11. George Blanda	1960	4	4	0	0	46	15	0	115
Tony Zendejas	1989	0	0	0	0	40	25	0	115
13. Earl Campbell	1979	19	19	0	0	0	0	0	114
Al Del Greco	1995	0	0	0	0	33	27	0	114
Tony Zendejas	1988	0	0	0	0	48	22	0	114
16. Al Del Greco	1997	0	0	0	0	32	27	0	113
17. George Blanda	1961	0	0	0	0	64	16	0	112
18. Joe Nedney	2002	0	0	0	0	36	25	0	111
19. Rob Bironas	2012	0	0	0	0	35	25	0	110
Rob Bironas	2010	0	0	0	0	38	24	0	110

CAREER KICKOFF RETURNS (YARDS)

Player	Years	No	Yds	Avg	Lg	TD
1. Bobby Jancik	1962-67	158	4,185	26.5	61	0
2. Derrick Mason	1997-04	156	3,496	22.4	101t	1
3. Carl Roaches	1980-84	150	3,276	21.8	97t	2
4. Billy Johnson	1974-80	121	2,902	24.0	81t	2
5. Mel Gray	1995-97	111	2,592	23.4	88	0
6. Marc Mariani	**2010-13**	**92**	**2,278**	**24.8**	**98t**	**1**
7. Adam Jones	2005-06	63	1,648	26.2	85	0
8. Zeke Moore	1967-77	64	1,618	25.3	92t	1
9. Darius Reynaud	2012-13	68	1,595	23.5	105t	1
10. Willie Drewrey	1985-93	75	1,581	21.1	50	0
11. Allen Pinkett	1986-91	80	1,577	19.7	48	0
12. Jerry LeVias	1969-70	64	1,538	24.0	87	0
13. Bobby Wade	2005-06	50	1,194	23.9	48	0
14. Billy Cannon	1960-63	46	1,186	25.8	88t	1
15. Leonard Harris	1987-93	53	1,130	21.3	63	0
16. Chris Carr	2008-08	35	984	28.1	52	0
17. Mike Archie	1996-98	46	961	20.9	50	0
18. Bob Gresham	1973-74	36	903	25.1	103t	1
19. Willie Tullis	1981-84	38	886	23.3	95t	1
20. Linzy Cole	1971-72	34	875	25.7	45	0

SEASON KICKOFF RETURNS (AVG.)

Player	Year	No	Yds	Avg	Lg	TD
1. Ken Hall	1960	19	594	31.3	104t	1
2. Bobby Jancik	*1962*	*24*	*726*	*30.3*	*61*	*0*
3. Bobby Jancik	1963	45	1,317	29.3	53	0
4. Chris Carr	2008	35	984	28.1	52	0
5. Carl Roaches	1981	28	769	27.5	96t	1
6. Billy Johnson	*1974*	*29*	*785*	*27.1*	*67*	*0*
7. Derrick Mason	2000	42	1,132	27.0	66	0
8. Bob Gresham	1973	27	723	26.8	103t	1
9. Adam Jones	*2005*	*43*	*1,127*	*26.2*	*85*	*0*
10. Linzy Cole	1971	32	834	26.1	45	0
11. Adam Jones	2006	20	521	26.1	70	0
12. Bobby Jancik	1966	34	875	25.7	53	0
13. Steve Brown	*1983*	*31*	*795*	*25.6*	*93t*	*1*
14. Marc Mariani	***2010***	***60***	***1,530***	***25.5***	***98t***	***1***
15. Billy Johnson	1977	25	630	25.2	76t	1
16. Alvin Haymond	1973	28	703	25.1	47	0
17. Jerry LeVias	*1969*	*38*	*940*	*24.7*	*87*	*0*
18. Willie Drewrey	*1985*	*26*	*642*	*24.7*	*50*	*0*
19. Zeke Moore	1968	32	787	24.6	45	0
20. Billy Cannon	1962	18	442	24.6	38	0

CAREER PUNT RETURNS (YARDS)

Player	Years	No	FC	Yds	Avg	Lg	TD
1. Billy Johnson	1974-80	155	21	2,040	13.2	87t	5
2. Derrick Mason	1997-04	182	94	1,590	8.7	69t	2
3. Carl Roaches	1980-84	151	31	1,095	7.3	68	0
4. Marc Mariani	**2010-13**	**73**	**35**	**819**	**11.2**	**87t**	**2**
5. Willie Drewrey	1985-93	104	45	771	7.4	25	0
6. Adam Jones	2005-06	63	11	712	11.3	90t	4
7. Mel Gray	1995-97	69	45	652	9.4	40	0
8. Bobby Jancik	1962-67	67	-	647	9.7	82	1
9. Darius Reynaud	2012-13	49	25	545	11.1	81t	2
10. Jerry LeVias	1969-70	60	19	505	8.4	46	0
11. Kenny Johnson	1986-89	73	32	488	6.7	26	0
12. Justin McCareins	2001-08	37	21	403	10.9	58t	1
13. Ernest Givins	1986-94	56	-	397	7.1	78t	1
14. Larry Carwell	1967-68	36	6	381	10.6	54	0
15. Fred Glick	1961-66	44	-	326	7.4	-	0
16. Chris Carr	2008-08	32	20	323	10.1	44	0
17. Chris Davis	2007-08	33	13	299	9.1	39	0
18. Ken Houston	1967-72	45	12	252	5.6	33	0
19. Ronnie Coleman	1974-81	25	3	228	9.1	69t	1
20. Jeff Severson	1973-74	27	4	212	7.9	74	0

SEASON PUNT RETURNS (AVG.)

Player	Year	No	FC	Yds	Avg	Lg	TD
1. Billy Johnson	1977	35	8	539	15.4	87t	2
2. Billy Johnson	1975	40	1	612	15.3	83t	3
3. Billy Johnson	*1974*	*30*	*3*	*409*	*13.6*	*49*	*0*
4. Darius Reynaud	2012	31	17	410	13.2	81t	2
5. Derrick Mason	2000	51	17	662	13.0	69t	1
6. Adam Jones	2006	34	3	440	12.9	90t	3
7. Marc Mariani	***2010***	***27***	***17***	***329***	***12.2***	***87t***	***1***
8. Justin McCareins	2003	29	17	330	11.4	58t	1
9. Marc Mariani	**2011**	**46**	**18**	**490**	**10.7**	**79t**	**1**
10. Billy Johnson	1976	38	9	403	10.6	46	0
11. Mel Gray	1995	30	20	303	10.1	20	0
12. Chris Carr	2008	32	20	323	10.1	44	0
13. Chris Davis	*2007*	*31*	*12*	*293*	*9.5*	*39*	*0*
14. Adam Jones	*2005*	*29*	*8*	*272*	*9.4*	*52t*	*1*
15. Mel Gray	1996	22	15	205	9.3	40	0
16. Fred Glick	1963	19	-	171	9.0	22	0
17. Willie Drewrey	*1985*	*24*	*10*	*215*	*9.0*	*23*	*0*
18. Derrick Mason	1999	26	15	225	8.7	65t	1
19. Jerry LeVias	1970	25	8	213	8.5	33	0
20. Larry Carwell	1968	27	2	227	8.4	32	0

ALL-TIME TEAM LEADERS BY CATEGORY

CAREER PUNTING (PUNTS)

Player	Years	Punt	Blk	Yds	Avg	TB	In20	Lg	NetAvg
1. Craig Hentrich	1998-09	861	1	36,926	42.9	95	295	78	37.2
2. Jim Norton	1960-68	522	7	21,961	42.1	-	-	79	-
3. Cliff Parsley	1977-82	431	3	17,136	39.8	33	85	62	32.3
4. Brett Kern	**2009-13**	**359**	**3**	**15,955**	**44.4**	**22**	**135**	**71**	**39.8**
5. Dan Pastorini	1971-79	316	1	12,530	39.7	-	-	74	-
6. Greg Montgomery	1988-93	310	6	13,529	43.6	35	74	77	36.6
7. Lee Johnson	1985-87	212	0	8,739	41.2	20	53	66	35.1
8. John James	1982-84	198	1	7,878	39.8	15	36	56	32.4
9. Rich Camarillo	1994-95	173	1	7,280	42.1	17	61	60	35.7
10. Reggie Roby	1996-97	140	1	6,022	43.0	8	50	68	36.7

SEASON PUNTING (AVERAGE)

Player	Years	Punt	Blk	Yds	Avg	TB	In20	Lg	NetAvg
1. Brett Kern	**2012**	**81**	**2**	**3,855**	**47.6**	**71**	**5**	**30**	**40.4**
2. Craig Hentrich	1998	69	0	3,258	47.2	11	18	71	39.2
3. Greg Montgomery	1992	53	2	2,487	46.9	9	14	66	37.3
4. Greg Montgomery	1993	54	0	2,462	45.6	5	13	77	39.1
5. Reggie Roby	1996	67	1	2,973	44.4	7	25	68	38.0
6. Craig Hentrich	2003	71	0	3,117	43.9	8	26	58	37.8
7. Greg Montgomery	1991	48	2	2,105	43.9	4	13	60	36.8
8. Jim Norton	1965	85	1	3,711	43.7	-	-	65	-
9. Brett Kern	**2011**	**86**	**0**	**3,747**	**43.6**	**7**	**31**	**64**	**39.4**
10. Brett Kern	**2013**	**78**	**1**	**3,386**	**43.4**	**2**	**32**	**63**	**39.7**

CAREER INTERCEPTIONS

Player	Years	No	Yds	Avg	Lg	TD
1. Jim Norton	1960-68	45	592	13.2	56	1
2. Cris Dishman	1988-96	31	348	11.2	43	1
3. Fred Glick	1961-66	30	390	13.0	45	1
4. Tony Banfield	1960-65	27	224	8.3	58	0
W.K. Hicks	1964-69	27	457	16.9	62	0
Darryll Lewis	1991-98	27	540	20.0	98t	5
7. Mike Reinfeldt	1976-83	26	375	14.4	39	0
8. Ken Houston	1967-72	25	650	26.0	78	9
9. Zeke Moore	1967-77	24	444	18.5	74	2
10. Willie Alexander	1971-79	23	379	16.5	95t	1
Samari Rolle	1998-04	23	349	15.2	81t	1
12. Michael Griffin	**2007-13**	**22**	**287**	**13.0**	**83t**	**1**
Marcus Robertson	1991-00	22	428	19.5	69	0
14. Gregg Bingham	1973-84	21	279	13.3	54	0
15. Keith Bulluck	2000-09	19	192	10.1	35	1
Miller Farr	1967-69	19	416	21.9	67	5
17. Steve Brown	1983-90	18	264	14.7	44t	1
18. Andre Dyson	2001-04	16	260	16.3	51t	3
Bubba McDowell	1989-94	16	190	11.9	26t	1
Chris Hope	2006-11	16	266	16.6	61t	1

SEASON INTERCEPTIONS

Player	Year	No	Yds	Avg	Lg	TD
1. Fred Glick	1963	12	180	15.0	45	1
Mike Reinfeldt	1979	12	205	17.1	39	0
3. Miller Farr	1967	10	264	26.4	67	3
4. W.K. Hicks	1965	9	156	17.3	31	0
Ken Houston	1971	9	220	24.4	48t	4
Jim Norton	1961	9	150	16.7	36	0
7. Tony Banfield	1961	8	136	17.0	58	0
Pete Jaquess	*1964*	*8*	*141*	*17.6*	*98t*	*1*
Richard Johnson	1990	8	100	12.5	35	1
Jim Norton	1962	8	75	9.4	36	0
11. Tony Banfield	1963	7	21	3.0	14	0
Michael Griffin	**2008**	**7**	**172**	**24.6**	**83t**	**1**
Jim Norton	1965	7	52	7.4	18	0
Marcus Robertson	1993	7	137	19.6	69	0
Samari Rolle	2000	7	140	20.0	81t	1
Jack Tatum	1980	7	100	14.3	35	0
17. (15 tied with 6)						

CAREER SACKS

Player	Years	No
1. Elvin Bethea	1968-83	105.0
2. Ray Childress	1985-95	74.5
3. Jesse Baker	1979-87	66.0
4. William Fuller	1986-93	59.0
5. Sean Jones	1988-93	57.5
6. Jevon Kearse	1999-03, 08-09	51.0
7. Robert Brazile	1975-84	48.0
8. Ted Washington	1973-82	45.0
9. Kyle Vanden Bosch	2005-09	38.5
10. Curley Culp	1974-80	31.0

SEASON SACKS

Player	Year	No
1. Elvin Bethea	1973	17.0
2. Jesse Baker	*1979*	*15.5*
3. William Fuller	1991	15.0
4. Elvin Bethea	1976	14.5
Jevon Kearse	*1999*	*14.5*
6. Elvin Bethea	1971	13.0
Ray Childress	1992	13.0
Sean Jones	1993	13.0
9. Jason Babin	2010	12.5
Sean Jones	1990	12.5
Kyle Vanden Bosch	2005	12.5

ALL-TIME TEAM LEADERS BY CATEGORY

CAREER TACKLES (SINCE 1974)

Player	Years	No
1. Gregg Bingham	1973-84	1,970
2. Robert Brazile	1975-84	1,281
3. Keith Bulluck	2000-09	1,265
4. Ted Washington	1973-82	907
5. Al Smith	1987-96	877
6. John Grimsley	1984-90	836
7. Blaine Bishop	1993-01	788
8. Ray Childress	1985-95	784
9. Steve Kiner	1974-78	738
10. Marcus Robertson	1991-00	700

SEASON TACKLES (SINCE 1974)

Player	Year	No
1. Gregg Bingham	1978	223
2. Gregg Bingham	1980	212
3. Gregg Bingham	1974	206
4. Gregg Bingham	1979	203
5. John Grimsley	1986	199
6. Robert Abraham	1984	198
7. Gregg Bingham	1976	191
8. Gregg Bingham	1977	190
9. Gregg Bingham	1975	185
Robert Brazile	1978	185

YEAR-BY-YEAR LEADERS

RUSHING

Year	Player	Att	Yds	Avg	Lg	TD
1960	*Billy Cannon*	*152*	*644*	*4.2*	*39*	*1*
1961	Billy Cannon	200	948	4.7	61t	6
1962	Charles Tolar	244	1,012	4.1	25	7
1963	Charles Tolar	194	659	3.4	33	3
1964	*Sid Blanks*	*145*	*756*	*5.2*	*91t*	*6*
1965	Ode Burrell	130	528	4.1	63	3
1966	Ode Burrell	122	406	3.3	45	0
1967	Hoyle Granger	236	1,194	5.1	67t	6
1968	Hoyle Granger	202	848	4.2	47	7
1969	Hoyle Granger	186	740	4.0	23	3
1970	*Joe Dawkins*	*124*	*517*	*4.2*	*49t*	*2*
1971	Robert Holmes	112	323	2.9	31	4
1972	Fred Willis	134	461	3.4	43	0
1973	Fred Willis	171	579	3.4	25	4
1974	Willie Rodgers	122	413	3.4	20	5
1975	Ronnie Coleman	175	790	4.5	46t	5
1976	Ronnie Coleman	171	684	4.0	39	2
1977	Ronnie Coleman	185	660	3.6	22	5
1978	*Earl Campbell*	*302*	*1,450*	*4.8*	*81t*	*13*
1979	Earl Campbell	368	1,697	4.6	61t	19
1980	Earl Campbell	373	1,934	5.2	55t	13
1981	Earl Campbell	361	1,376	3.9	43	10
1982	Earl Campbell	157	538	3.4	22	2
1983	Earl Campbell	322	1,301	4.0	42	12
1984	Larry Moriarty	189	785	4.2	51	6
1985	Mike Rozier	133	462	3.5	30	8
1986	Mike Rozier	199	662	3.3	19t	4
1987	Mike Rozier	229	957	4.2	41	3
1988	Mike Rozier	251	1,002	4.0	28	10
1989	Alonzo Highsmith	128	531	4.1	25	4
1990	Lorenzo White	168	702	4.2	22	8
1991	Allen Pinkett	171	720	4.2	32	9
1992	Lorenzo White	265	1,226	4.6	44	7
1993	Gary Brown	195	1,002	5.1	26	6
1994	Lorenzo White	191	757	4.0	33	3
1995	Rodney Thomas	251	947	3.8	74t	5
1996	*Eddie George*	*335*	*1,368*	*4.1*	*76*	*8*
1997	Eddie George	357	1,399	3.9	30	6
1998	Eddie George	348	1,294	3.7	37t	5
1999	Eddie George	320	1,304	4.1	40	9
2000	Eddie George	403	1,509	3.7	35t	14
2001	Eddie George	315	939	3.0	27	5
2002	Eddie George	343	1,165	3.4	35	12
2003	Eddie George	312	1,031	3.3	27	5
2004	Chris Brown	220	1,067	4.9	52	6
2005	Chris Brown	224	851	3.8	38t	5
2006	Travis Henry	270	1,211	4.5	70t	7
2007	LenDale White	303	1,110	3.7	28	7
2008	*Chris Johnson*	*251*	*1,228*	*4.9*	*66t*	*9*
2009	Chris Johnson	358	2,006	5.6	91t	14
2010	Chris Johnson	316	1,364	4.3	76t	11
2011	Chris Johnson	262	1,047	4.0	48t	4
2012	Chris Johnson	276	1,243	4.5	94t	6
2013	Chris Johnson	279	1,077	3.9	30t	6

PASSING

Year	Player	Att	Cmp	Yds	Pct	TD	Int	Avg
1960	George Blanda	363	169	2,413	46.6	24	22	6.7
1961	George Blanda	362	187	3,330	51.7	36	22	9.2
1962	George Blanda	418	197	2,810	47.1	27	42	6.7
1963	George Blanda	423	224	3,003	52.9	24	25	7.0
1964	George Blanda	505	262	3,282	51.9	17	27	6.4
1965	George Blanda	442	186	2,542	42.1	20	30	5.8
1966	George Blanda	271	122	1,764	45.0	17	21	6.4
1967	Pete Beathard	231	94	1,114	40.7	9	14	4.8
1968	Pete Beathard	223	105	1,559	47.1	7	16	6.9
1969	Pete Beathard	370	180	2,455	48.6	10	21	6.4
1970	Charley Johnson	281	144	1,652	51.2	7	12	5.9
1971	*Dan Pastorini*	*270*	*127*	*1,702*	*47.0*	*7*	*21*	*6.3*
1972	Dan Pastorini	299	144	1,711	48.2	7	11	5.7
1973	Dan Pastorini	290	154	1,482	53.1	5	17	5.1
1974	Dan Pastorini	247	140	1,571	56.7	10	10	6.4
1975	Dan Pastorini	342	163	2,053	47.7	14	16	6.0
1976	Dan Pastorini	309	167	1,785	53.5	10	10	5.7
1977	Dan Pastorini	319	169	1,987	53.0	13	18	6.2
1978	Dan Pastorini	368	199	2,473	54.1	16	17	6.7
1979	Dan Pastorini	324	163	2,090	50.3	14	18	6.5
1980	Ken Stabler	454	293	3,202	64.5	13	28	7.0
1981	Ken Stabler	285	165	1,988	57.9	14	18	6.9
1982	Archie Manning	125	66	877	52.8	6	6	7.0
1983	Oliver Luck	217	124	1,375	57.1	8	13	6.3
1984	*Warren Moon*	*450*	*259*	*3,338*	*57.6*	*12*	*14*	*7.4*
1985	Warren Moon	377	200	2,709	53.1	15	19	7.2
1986	Warren Moon	488	256	3,489	52.5	13	26	7.2
1987	Warren Moon	368	184	2,806	50.0	21	18	7.6
1988	Warren Moon	294	160	2,327	54.4	17	8	7.9
1989	Warren Moon	464	280	3,631	60.3	23	14	7.8
1990	Warren Moon	584	362	4,689	62.0	33	13	8.0
1991	Warren Moon	655	404	4,690	61.7	23	21	7.2
1992	Warren Moon	346	224	2,521	64.7	18	12	7.3
1993	Warren Moon	520	303	3,485	58.3	21	21	6.7
1994	Billy Joe Tolliver	240	121	1,287	50.4	6	7	5.4
1995	Chris Chandler	356	225	2,460	63.2	17	10	6.9
1996	Chris Chandler	320	184	2,099	57.5	16	11	6.6
1997	Steve McNair	415	216	2,665	52.0	14	13	6.4
1998	Steve McNair	492	289	3,228	58.7	15	10	6.5
1999	Steve McNair	331	187	2,179	56.5	12	8	6.6
2000	Steve McNair	396	248	2,847	62.6	15	13	7.2
2001	Steve McNair	431	264	3,350	61.3	21	12	7.8
2002	Steve McNair	492	301	3,387	61.2	22	15	6.9
2003	Steve McNair	400	250	3,215	62.5	24	7	8.0
2004	Billy Volek	357	218	2,486	61.1	18	10	7.0
2005	Steve McNair	476	292	3,161	61.3	16	11	6.6
2006	*Vince Young*	*357*	*184*	*2,199*	*51.5*	*12*	*13*	*6.2*
2007	Vince Young	382	238	2,546	62.3	9	17	6.7
2008	Kerry Collins	415	242	2,676	58.3	12	7	6.5
2009	Vince Young	259	152	1,879	58.7	10	7	7.3
2010	Kerry Collins	278	160	1,823	57.6	14	8	6.6
2011	Matt Hasselbeck	518	319	3,571	61.6	18	14	6.9
2012	**Jake Locker**	**314**	**177**	**2,176**	**56.4**	**10**	**11**	**6.9**
2013	Ryan Fitzpatrick	350	217	2,454	62.0	14	12	7.0

YEAR-BY-YEAR LEADERS

RECEIVING

Year	Player	No	Yds	Avg	Lg	TD
1960	*Bill Groman*	*72*	*1,473*	*20.5*	*80t*	*12*
1961	Charlie Hennigan	82	1,746	21.3	80t	12
1962	Charlie Hennigan	54	867	16.1	75t	8
1963	Charlie Hennigan	61	1,051	17.2	83t	10
1964	Charlie Hennigan	101	1,546	15.3	53t	8
1965	Ode Burrell (RB)	55	650	11.8	52t	4
1966	Charles Frazier	57	1,129	19.8	79t	12
1967	Hoyle Granger (RB)	31	300	9.6	43	3
1968	Alvin Reed (TE)	46	747	16.2	60	5
1969	Alvin Reed (TE)	51	664	13.0	43	2
1970	Alvin Reed (TE)	47	604	12.9	34	2
1971	Jim Beirne	38	550	14.5	40	1
1972	Fred Willis (RB)	45	297	6.6	27	2
1973	Fred Willis (RB)	57	371	6.5	50	1
1974	Ken Burrough	36	492	13.7	51	2
1975	Ken Burrough	53	1,063	20.1	77t	8
1976	Ken Burrough	51	932	18.2	69	7
1977	Ken Burrough	43	816	19.0	85t	8
1978	Ken Burrough	47	624	13.3	44	2
1979	Ken Burrough	40	752	18.8	55t	6
1980	Mike Barber (TE)	59	712	12.1	79t	5
1981	Ken Burrough	40	668	16.7	71t	7
1982	Dave Casper (TE)	36	573	15.9	38	6
1983	Tim Smith	83	1,176	14.2	47t	6
1984	Tim Smith	69	1,141	16.5	75t	4
1985	Butch Woolfolk (RB)	80	814	10.2	80t	4
1986	Drew Hill	65	1,112	17.1	81t	5
1987	Ernest Givins	53	933	17.6	83t	6
1988	Drew Hill	72	1,141	15.8	57t	10
1989	Drew Hill	66	938	14.2	50	8
1990	Haywood Jeffires	74	1,048	14.2	87t	8
	Drew Hill	74	1,019	13.8	57	5
1991	Haywood Jeffires	100	1,181	11.8	44	7
1992	Haywood Jeffires	90	913	10.1	47	9
1993	Webster Slaughter	77	904	11.7	41	5
1994	Webster Slaughter	68	846	12.4	57	2
	Haywood Jeffires	68	783	11.5	50	6
1995	Haywood Jeffires	61	684	11.2	35t	8
1996	Frank Wycheck (TE)	53	511	9.6	29	6
1997	Frank Wycheck (TE)	63	748	11.9	42	4
1998	Frank Wycheck (TE)	70	768	11.0	38	2
1999	Frank Wycheck (TE)	69	641	9.3	35	2
2000	Frank Wycheck (TE)	70	636	9.1	26	4
2001	Derrick Mason	73	1,128	15.5	71t	9
2002	Derrick Mason	79	1,012	12.8	40	5
2003	Derrick Mason	95	1,303	13.7	50t	8
2004	Derrick Mason	96	1,168	12.2	37t	7
2005	Drew Bennett	58	738	12.7	55t	4
2006	Drew Bennett	46	737	16.0	39	3
2007	Justin Gage	55	750	13.6	73	2
	Roydell Williams	55	719	13.1	48	4
2008	Bo Scaife (TE)	58	561	9.7	44	2
2009	Chris Johnson (RB)	50	503	10.1	69t	2
2010	Chris Johnson (RB)	44	245	5.6	25	1
2011	**Nate Washington**	**74**	**1,023**	**13.8**	**57**	**7**
2012	***Kendall Wright***	***64***	***626***	***9.8***	***38***	***4***
2013	**Kendall Wright**	**94**	**1,079**	**11.5**	**45**	**2**

SCORING

Year	Player	TD	PAT	FG	Tot
1960	George Blanda	4	46	15	115
1961	George Blanda	0	64	16	112
1962	George Blanda	0	48	11	81
1963	George Blanda	0	37	9	64
1964	George Blanda	0	38	13	76
1965	George Blanda	0	28	11	61
1966	George Blanda	0	39	16	87
1967	John Wittenborn	0	30	14	72
1968	Wayne Walker	0	26	8	50
1969	Roy Gerela	0	29	19	86
1970	Roy Gerela	0	23	18	77
1971	Mark Moseley	0	25	16	73
1972	Skip Butler	0	12	16	51
1973	Skip Butler	0	15	21	66
1974	Skip Butler	0	29	9	56
1975	Skip Butler	0	31	18	85
1976	Skip Butler	0	24	16	72
1977	Toni Fritsch	0	19	12	55
1978	*Earl Campbell (RB)*	*13*	*0*	*0*	*78*
1979	Earl Campbell (RB)	19	0	0	114
1980	Toni Fritsch	0	26	19	83
1981	Toni Fritsch	0	32	15	77
1982	Dave Casper (TE)	6	0	0	36
1983	Florian Kempf	0	33	17	84
1984	Joe Cooper	0	13	11	46
1985	Tony Zendejas	0	29	21	92
1986	Tony Zendejas	0	28	22	94
1987	Tony Zendejas	0	32	20	92
1988	Tony Zendejas	0	48	22	114
1989	Tony Zendejas	0	40	25	115
1990	Lorenzo White (RB)	12	0	0	72
1991	Ian Howfield	0	25	13	64
1992	Al Del Greco	0	41	21	104
1993	Al Del Greco	0	39	29	126
1994	Al Del Greco	0	18	16	66
1995	Al Del Greco	0	33	27	114
1996	Al Del Greco	0	35	32	131
1997	Al Del Greco	0	32	27	113
1998	Al Del Greco	0	28	36	136
1999	Al Del Greco	0	43	21	106
2000	Al Del Greco	0	37	27	118
2001	Joe Nedney	0	34	20	94
2002	Joe Nedney	0	36	25	111
2003	Gary Anderson	0	42	27	123
2004	Gary Anderson	0	37	17	88
2005	Rob Bironas	0	30	23	99
2006	Rob Bironas	0	32	22	98
2007	Rob Bironas	0	28	35	133
2008	Rob Bironas	0	40	29	127
2009	Rob Bironas	0	37	27	118
2010	Rob Bironas	0	38	24	110
2011	Rob Bironas	0	34	29	121
2012	Rob Bironas	0	35	25	110
2013	Rob Bironas	0	41	25	116

YEAR-BY-YEAR LEADERS

KICKOFF RETURNS

Year	Player	No	Yds	Avg	Lg	TD
1960	Ken Hall	19	594	31.3	104t	1
1961	Billy Cannon	18	439	24.4	47	0
1962	Bobby Jancik	24	726	30.3	61	0
1963	Bobby Jancik	45	1,315	29.3	53	0
1964	Ode Burrell	17	449	26.4	93t	1
1965	Bobby Jancik	18	430	23.9	43	0
1966	Bobby Jancik	34	875	25.7	53	0
1967	Zeke Moore	14	405	28.9	92	1
1968	Zeke Moore	32	787	24.6	45	0
1969	Jerry LeVias	38	940	24.7	87	0
1970	Jerry LeVias	26	598	23.0	37	0
1971	Linzy Cole	32	834	26.1	45	0
1972	*Willie Rodgers*	*17*	*335*	*19.7*	*31*	*0*
1973	Bob Gresham	27	723	26.8	103t	1
1974	*Billy Johnson*	*29*	*785*	*27.1*	*67*	*0*
1975	Billy Johnson	33	798	24.2	81t	1
1976	Billy Johnson	26	579	22.2	53	0
1977	Billy Johnson	25	630	25.2	76t	1
1978	Johnnie Dirden	32	780	24.4	60	0
1979	*Richard Ellender*	*24*	*514*	*21.4*	*35*	*0*
1980	Carl Roaches	37	746	20.2	46	0
1981	Carl Roaches	28	769	27.5	96t	1
1982	Carl Roaches	21	441	21.0	45	0
1983	*Steve Brown*	*31*	*795*	*25.6*	*93t*	*1*
1984	Carl Roaches	30	679	22.6	49	0
1985	*Willie Drewrey*	*26*	*642*	*24.7*	*52*	*0*
1986	Willie Drewrey	25	500	20.0	32	0
	Allen Pinkett	*26*	*519*	*20.0*	*48*	*0*
1987	*Curtis Duncan*	*28*	*546*	*19.5*	*62*	*0*
1988	Leonard Harris	34	678	19.9	56	0
1989	Kenny Johnson	21	372	17.7	39	0
1990	Gerald McNeil	27	551	20.4	64	0
1991	Allen Pinkett	26	508	19.5	41	0
1992	Pat Coleman	14	290	20.7	28	0
1993	Willie Drewrey	15	293	19.5	34	0
1994	Todd McNair	23	481	20.9	44	0
1995	Mel Gray	53	1,183	22.3	54	0
1996	Mel Gray	50	1,224	24.5	88	0
1997	*Derrick Mason*	*26*	*551*	*21.2*	*54*	*0*
1998	Mike Archie	42	913	21.7	50	0
1999	Derrick Mason	41	805	19.6	41	0
2000	Derrick Mason	42	1,132	27.0	66	0
2001	Derrick Mason	34	748	22.0	101t	1
2002	*John Simon*	*20*	*371*	*18.6*	*29*	*0*
2003	Jake Schifino	35	703	20.1	39	0
2004	Jason McAddley	38	849	22.3	45	0
2005	*Pacman Jones*	*43*	*1,127*	*26.2*	*85*	*0*
2006	Bobby Wade	50	1,194	23.9	48	0
2007	***Michael Griffin***	***18***	***422***	***23.4***	***48***	***0***
2008	Chris Carr	35	984	28.1	52	0
2009	*Kenny Britt*	*24*	*523*	*21.8*	*56*	*0*
2010	***Marc Mariani***	***60***	***1,530***	***25.5***	***98t***	***1***
2011	**Marc Mariani**	**32**	**748**	**23.4**	**49**	**0**
2012	Darius Reynaud	53	1,240	23.4	105t	1
2013	**Leon Washington**	**16**	**481**	**30.1**	**95**	**0**

PUNT RETURNS

Year	Player	No	Yds	Avg	Lg	TD
1960	*Billy Cannon*	*4*	*96*	*24.0*	*51*	*0*
1961	Billy Cannon	9	70	7.8	20	0
1962	Bobby Jancik	14	164	11.7	21	0
1963	Bobby Jancik	13	145	11.2	56	0
1964	Bobby Jancik	14	220	15.7	82t	1
1965	Bobby Jancik	12	85	7.1	25	0
1966	Ode Burrell	8	76	9.5	29	0
1967	Larry Carwell	9	154	17.1	54	0
1968	Sid Blanks	22	179	8.1	39	0
1969	Jerry LeVias	35	292	8.3	46	0
1970	Jerry LeVias	25	213	8.5	33	0
1971	Linzy Cole	14	107	7.6	31	0
1972	Ken Houston	25	148	5.9	33	0
1973	Jeff Severson	16	126	7.9	74	0
1974	*Billy Johnson*	*30*	*409*	*13.6*	*49*	*0*
1975	Billy Johnson	40	612	15.3	83t	3
1976	Billy Johnson	39	397	10.2	46	0
1977	Billy Johnson	35	539	15.4	87t	2
1978	Ronnie Coleman	16	142	8.9	32	0
1979	*Richard Ellender*	*31*	*203*	*6.5*	*36*	*0*
1980	Carl Roaches	47	384	8.2	68	0
1981	Carl Roaches	39	296	7.6	40	0
1982	Carl Roaches	19	104	5.5	25	0
1983	Carl Roaches	20	159	8.0	23	0
1984	Carl Roaches	26	152	5.8	18	0
1985	*Willie Drewrey*	*24*	*215*	*9.0*	*23*	*0*
1986	Willie Drewrey	25	262	7.7	25	0
1987	Kenny Johnson	24	196	8.2	26	0
1988	Kenny Johnson	30	170	5.7	16	0
1989	Kenny Johnson	19	122	6.4	19	0
1990	Gerald McNeil	30	172	5.7	26	0
1991	Pat Coleman	22	138	6.3	24	0
1992	Webster Slaughter	20	142	7.1	20	0
1993	Willie Drewrey	41	275	6.7	18	0
1994	Ernest Givins	37	210	5.7	78t	1
1995	Mel Gray	30	303	10.1	20	0
1996	Mel Gray	22	205	9.3	40	0
1997	Mel Gray	17	144	8.5	30	0
1998	Derrick Mason	31	228	7.4	25	0
1999	Derrick Mason	26	225	8.7	65t	1
2000	Derrick Mason	51	662	13.0	69t	1
2001	Derrick Mason	20	128	6.4	20	0
2002	*John Simon*	*13*	*113*	*8.7*	*30*	*0*
2003	Justin McCareins	29	330	11.4	58t	1
2004	Derrick Mason	24	93	3.9	13	0
2005	*Pacman Jones*	*29*	*272*	*9.4*	*52t*	*1*
2006	Pacman Jones	34	440	12.9	90t	3
2007	*Chris Davis*	*31*	*293*	*9.5*	*39*	*0*
2008	Chris Carr	32	323	10.1	44	0
2009	Alvin Pearman	11	112	10.2	18	0
2010	***Marc Mariani***	***27***	***329***	***12.2***	***87t***	***1***
2011	**Marc Mariani**	**46**	**490**	**10.7**	**79t**	**1**
2012	Darius Reynaud	31	410	13.2	81t	2
2013	Darius Reynaud	18	135	7.5	35	0

YEAR-BY-YEAR LEADERS

INTERCEPTIONS

Year	Player	No	Yds	Avg	Lg	TD
1960	*Mark Johnston (CB)*	*4*	*42*	*10.5*	*33*	*0*
	Dennit Morris (LB)	4	32	8.0	26	0
	Julian Spence (S)	4	5	1.3	5	0
1961	Jim Norton (S)	9	150	16.7	36	0
1962	Jim Norton (S)	8	75	9.4	36	0
1963	Fred Glick (S)	12	180	15.0	40	1
1964	*Pete Jaquess (CB)*	*8*	*141*	*17.6*	*98t*	*1*
1965	W.K. Hicks (CB)	9	156	17.3	31	0
1966	Jim Norton (S)	4	125	31.3	56	0
	Fred Glick (S)	4	47	11.8	41	0
1967	Miller Farr (CB)	10	264	26.4	67	3
1968	Ken Houston (S)	5	160	32.0	66t	2
1969	Miller Farr (CB)	6	48	8.0	35	0
1970	Zeke Moore (CB)	6	85	14.2	32	0
1971	Ken Houston (S)	9	220	24.4	48t	4
1972	Bob Atkins (S)	2	37	18.5	34	0
	John Charles (S)	2	6	3.0	6	0
1973	Guy Roberts (LB)	4	55	13.8	27	0
	Jeff Severson (S)	4	24	6.0	19	0
1974	Bob Atkins (S)	6	85	14.2	36	0
1975	Zeke Moore (CB)	5	137	27.4	74	0
1976	C.L. Whittington (S)	5	103	20.6	50	0
1977	Mike Reinfeldt (S)	5	78	15.6	30	0
1978	Willie Alexander (CB)	5	51	10.2	29	0
1979	Mike Reinfeldt (S)	12	205	17.1	39	0
1980	Jack Tatum (S)	7	100	14.3	35	0
1981	Greg Stemrick (CB)	3	94	31.3	38	0
	Carter Hartwig (DB)	3	78	26.0	36	0
1982	Robert Brazile (LB)	1	31	31.0	31	0
	Gregg Bingham (LB)	1	8	8.0	8	0
	Vernon Perry (S)	1	8	8.0	8	0
1983	Willie Tullis (DB)	5	65	13.0	44	0
1984	Willie Tullis (DB)	4	48	12.0	22	0
1985	Steve Brown (CB)	5	41	8.2	22	0
1986	Allen Lyday (S)	3	24	8.0	24	0
	Patrick Allen (CB)	3	20	6.7	18	0
1987	Keith Bostic (S)	6	-14	-2.3	7	0
1988	Jeff Donaldson (S)	4	29	7.3	23	0
1989	Steve Brown (CB)	5	54	10.8	41	0
1990	Richard Johnson (CB)	8	100	12.5	35	1
1991	Cris Dishman (CB)	6	61	10.2	43	0
1992	Jerry Gray (CB)	6	24	4.0	22	0
1993	Marcus Robertson (S)	7	137	19.6	69	0
1994	Darryll Lewis (CB)	5	57	11.4	20	0
1995	Darryll Lewis (CB)	6	145	24.2	98t	1
1996	Darryll Lewis (CB)	5	103	20.6	53	1
1997	Darryll Lewis (CB)	5	115	23.0	47t	1
	Marcus Robertson (S)	5	127	25.4	48	0
1998	Darryll Lewis (CB)	4	40	10.0	33	0
1999	Samari Rolle (CB)	4	65	16.3	30	0
2000	Samari Rolle (CB)	7	140	20.0	81t	1
2001	*Andre Dyson (CB)*	*3*	*36*	*12.0*	*36*	*0*
	Samari Rolle (CB)	3	3	1.0	3	0
2002	Lance Schulters (S)	6	56	9.3	28	0
2003	Samari Rolle (CB)	6	141	23.5	52	0
2004	Andre Dyson (CB)	6	135	22.5	44	0
2005	*Reynaldo Hill (CB)*	*3*	*88*	*29.3*	*52t*	*1*
2006	Chris Hope (S)	5	105	21.0	61t	1
2007	Keith Bulluck (LB)	5	63	12.6	35	0
2008	**Michael Griffin (S)**	**7**	**172**	**24.6**	**83t**	**1**
2009	Cortland Finnegan (CB)	5	194	38.8	80	1
2010	**Michael Griffin (S)**	**4**	**50**	**12.5**	**28**	**0**
2011	**Michael Griffin (S)**	**2**	**0**	**0.0**	**0**	**0**
	Jason McCourty (CB)	**2**	**52**	**26.0**	**30**	**0**
2012	**Michael Griffin (S)**	**4**	**59**	**14.8**	**33**	**0**
	Jason McCourty (CB)	**4**	**29**	**7.3**	**28**	**0**
2013	Alterraun Verner (CB)	5	68	13.6	34	1

SACKS

Year	Player	Total
1960	*Don Floyd (DE)*	*4*
1961	Doug Cline (LB)	6
1962	Ed Husmann (DT)	10
1963	Ed Husmann (DT)	5
	Gary Cutsinger (DE)	5
1964	Ed Husmann (DT)	4
	Don Floyd (DE)	4
1965	Gary Cutsinger (DE)	7
1966	Gary Cutsinger (DE)	5
1967	George Rice (DT)	6
1968	Pat Holmes (DE)	6
1969	Elvin Bethea (DE)	14
1970	Elvin Bethea (DE)	9.5
1971	Elvin Bethea (DE)	13
1972	Mike Tilleman (DT)	12
1973	Elvin Bethea (DE)	17
1974	Ted Washington (LB)	11
1975	Curly Culp (DT)	11.5
1976	Elvin Bethea (DE)	14.5
1977	James Young (DE)	7.5
1978	Elvin Bethea (DE)	8
1979	*Jesse Baker (DE)*	*15.5*
1980	Mike Stensrud (DE)	7
1981	Jesse Baker (DE)	10
1982	Jesse Baker (DE)	7.5
1983	Jesse Baker (DE)	5.5
1984	Jesse Baker (DE)	11
1985	Jesse Baker (DE)	5.5
1986	Ray Childress (DE)	5
1987	Ray Childress (DE)	6
1988	Ray Childress (DE)	8.5
	William Fuller (DE)	8.5
1989	Ray Childress (DE)	8.5
1990	Sean Jones (DE)	12.5
1991	William Fuller (DE)	15
1992	Ray Childress (DE)	13
1993	Sean Jones (DE)	13
1994	Lamar Lathon (DE)	8.5
1995	*Anthony Cook (DE)*	*4.5*
	Henry Ford (DE)	4.5
1996	Anthony Cook (DE)	7.5
1997	*Kenny Holmes (DE)*	*7*
	Gary Walker (DT)	7
1998	Lonnie Marts (LB)	4
1999	*Jevon Kearse (DE)*	*14.5*
2000	Jevon Kearse (DE)	11.5
2001	Jevon Kearse (DE)	10.0
2002	Kevin Carter (DE)	10.0
2003	Jevon Kearse (DE)	9.5
2004	Kevin Carter (DE)	6.0
2005	Kyle Vanden Bosch (DE)	12.5
2006	Kyle Vanden Bosch (DE)	6.5
2007	Kyle Vanden Bosch (DE)	12
2008	Albert Haynesworth (DT)	8.5
2009	Jacob Ford (DE)	5.5
2010	Jason Babin (DE)	12.5
2011	***Karl Klug (DT)***	***7.0***
2012	**Derrick Morgan (DE)**	**6.5**
2013	**Jurrell Casey (DT)**	**10.5**

YEAR-BY-YEAR LEADERS

TACKLES (SINCE 1974)

Year	Player	Solo	Assist	Total
1974	Gregg Bingham (LB)	128	78	206
1975	Gregg Bingham (LB)	110	75	185
1976	Gregg Bingham (LB)	100	91	191
1977	Gregg Bingham (LB)	95	95	190
1978	Gregg Bingham (LB)	109	114	223
1979	Gregg Bingham (LB)	100	103	203
1980	Gregg Bingham (LB)	112	100	212
1981	Gregg Bingham (LB)	112	60	172
1982	Daryl Hunt (LB)	61	24	85
1983	Gregg Bingham (LB)	87	48	135
1984	Robert Abraham (LB)	106	92	198
1985	Avon Riley (LB)	80	67	147
1986	John Grimsley (LB)	112	87	199
1987	*Al Smith (LB)*	*46*	*56*	*102*
1988	John Grimsley (LB)	70	45	115
1989	John Grimsley (LB)	73	30	103
1990	Al Smith (LB)	78	26	104
1991	Al Smith (LB)	101	45	146
1992	Al Smith (LB)	70	52	122
1993	Al Smith (LB)	67	28	95
1994	Al Smith (LB)	97	45	142
1995	Blaine Bishop (S)	75	22	97
1996	Blaine Bishop (S)	73	36	100
1997	Barron Wortham (LB)	61	36	97
1998	Joe Bowden (LB)	88	57	145
1999	Blaine Bishop (S)	83	30	113
	Eddie Robinson (LB)	64	49	113
2000	Randall Godfrey (LB)	97	72	169
2001	Randall Godfrey (LB)	79	32	111
2002	Keith Bulluck (LB)	116	64	180
2003	Keith Bulluck (LB)	110	61	171
2004	Keith Bulluck (LB)	108	63	171
2005	Keith Bulluck (LB)	106	44	150
2006	Keith Bulluck (LB)	107	54	161
2007	David Thornton (LB)	97	43	140
2008	Keith Bulluck (LB)	83	37	120
2009	Stephen Tulloch (LB)	95	37	132
2010	Stephen Tulloch (LB)	121	48	169
2011	Jordan Babineaux (S)	81	36	117
2012	**Akeem Ayers (LB)**	**79**	**31**	**110**
2013	**Bernard Pollard (S)**	**93**	**49**	**142**

INDIVIDUAL RECORDS: SERVICE

Number of Games Played in Regular Season
1960-77: 14 games
1978-81,1983-86, 1988-present: 16 games
1982: 9 games
1987: 15 games

Most Seasons
19 Bruce Matthews, 1983-2001
16 Elvin Bethea, 1968-83
13 Brad Hopkins, 1993-2005
12 Gregg Bingham, 1973-84
12 Mike Munchak, 1982-93
12 Craig Hentrich, 1998-09

Most Seasons, Active
9 **Michael Roos**, 2005-13
9 David Stewart, 2005-13
9 Rob Bironas, 2005-13

Most Games Played
296 Bruce Matthews, 1983-2001
210 Elvin Bethea, 1968-83
194 Brad Hopkins, 1993-2005
177 Craig Hentrich, 1998-2009
173 Gregg Bingham, 1973-84
160 Ray Childress, 1985-95
159 Mike Munchak, 1982-93
157 Keith Bulluck, 2000-09
152 Benji Olson, 1998-2007
151 Al Del Greco, 1991-2000
147 Robert Brazile, 1975-84
146 Ted Thompson, 1975-84
145 Zeke Moore, 1967-77
144 Rob Bironas, 2005-13
144 Ken Burrough, 1971-81
143 **Michael Roos**, 2005-13
141 Warren Moon, 1984-93

Most Games Played, Active
144 Rob Bironas, 2005-13
143 **Michael Roos**, 2005-13

Most Consecutive Games Played
232 Bruce Matthews, 1987-2001
147 Robert Brazile, 1975-84
146 Craig Hentrich, 1998-2007
144 Rob Bironas, 2005-13
135 Elvin Bethea, 1968-77
135 Keith Bulluck, 2000-09
134 Gregg Bingham, 1973-81
128 Eddie George, 1996-2003

Most Consecutive Games Played, Active
144 Rob Bironas, 2005-13
80 Chris Johnson, 2009-13
80 **Nate Washington**, 2009-13
74 **Brett Kern**, 2009-13
64 Alterraun Verner, 2010-13

Most Consecutive Games Started
229 Bruce Matthews, 1987-2001
147 Robert Brazile, 1975-84
135 Elvin Bethea, 1968-77
134 Gregg Bingham, 1973-81
128 Eddie George, 1996-2003
127 Keith Bulluck, 2001-09

Most Consecutive Games Started, Active
35 **Jason McCourty**, 2011-13
32 Alterraun Verner, 2012-13
29 Chris Johnson, 2012-13
24 **Michael Roos**, 2012-13

INDIVIDUAL RECORDS: SCORING

Most Seasons Leading Team
9 Rob Bironas, 2005-13
9 Al Del Greco, 1992-2000
7 George Blanda, 1960-66
5 Tony Zendejas, 1985-90

Most Consecutive Seasons Leading Team
9 Rob Bironas, 2005-13
9 Al Del Greco, 1992-2000
7 George Blanda, 1960-66
5 Tony Zendejas, 1985-89

POINTS

Career
1,060 Al Del Greco, 1991-2000 (322 PAT, 246 FG)
1,032 Rob Bironas, 2005-13 (315 PAT, 239 FG)
598 George Blanda, 1960-66 (4 TD, 301 PAT, 91 FG)
548 Tony Zendejas, 1985-90 (197 PAT, 117 FG)
450 Eddie George, 1996-2003 (74 TD, 3 two-point)
438 Earl Campbell, 1978-84 (73 TD)

Season
136 Al Del Greco, 1998 (28 PAT, 36 FG)
133 Rob Bironas, 2007 (28 PAT, 35 FG)
131 Al Del Greco, 1996 (35 PAT, 32 FG)
127 Rob Bironas, 2008 (40 PAT, 29 FG)
126 Al Del Greco, 1993 (39 PAT, 29 FG)
123 Gary Anderson, 2003 (42 PAT, 27 FG)

Most Seasons, 100 or More Points
8 Al Del Greco, 1992-93, 1995-2000
7 Rob Bironas, 2007-13
2 George Blanda, 1960-61
2 Tony Zendejas, 1988-89

Season, Rookie
92 Tony Zendejas, 1985 (29 PAT, 21 FG)
86 Roy Gerela, 1969 (29 PAT, 19 FG)
72 Bill Groman, 1960 (12 TD)

Game
30 Billy Cannon, @ N.Y. Titans, 12/10/61 (5 TD)
26 Rob Bironas, @ Hou., 10/21/07 (8 FG, 2 PAT)
26 George Blanda, vs. L.A. Chargers, 9/18/60 (3 TD, 5 PAT, 1 FG)

Game, Opponent
24 Art Powell, @ Oakland, 12/22/63
24 Corey Dillon, @ Cincinnati, 12/4/97
19 Horst Muhlmann, vs. Cincinnati, 12/17/72
18 16 times, last by Arian Foster, vs. Houston, 10/23/11

Most Consecutive Games Scoring
67 Al Del Greco, 1994-00
46 Rob Bironas, 2006-08

TOUCHDOWNS

Career
74 Eddie George, 1996-2003
73 Earl Campbell, 1978-84
58 Chris Johnson, 2008-13
51 Charlie Hennigan, 1960-66
49 Kenny Burrough, 1971-81
Ernest Givins, 1986-94

Season
19 Earl Campbell, 1979
18 Bill Groman, 1961

Game
5 Billy Cannon, @ N.Y. Titans, 12/10/61

Game, Opponent
4 Art Powell, @ Oakland, 12/22/63
4 Bob Hayes, @ Dallas, 12/20/70
4 Corey Dillon, @ Cincinnati, 12/4/97
3 15 times, last by Arian Foster, vs. Houston, 10/23/11

Most Consecutive Games Scoring TD
8 Bill Groman, 1961
5 Hoyle Granger, 1967
5 Earl Campbell, 1979
5 Chris Sanders, 1995
5 Kenny Britt, 2010

POINTS AFTER TOUCHDOWNS

Career
322 Al Del Greco, 1991-2000
301 George Blanda, 1960-66
315 Rob Bironas, 2005-13
197 Tony Zendejas, 1985-90
149 Toni Fritsch, 1977-81

Season
64 George Blanda, 1961
48 George Blanda, 1962
Tony Zendejas, 1988

Game
8 George Blanda, vs. N.Y. Titans, 10/14/62
7 George Blanda, @ Denver, 11/5/61
7 George Blanda, vs. N.Y. Titans, 11/19/61
7 George Blanda, @ Oakland, 12/22/63
7 Teddy Garcia, vs. Cleveland, 12/9/90

Most Made, Opponent, Game
8 Stephen Gostkowski, @ New England, 10/18/09
7 Mason Crosby, @ Green Bay, 12/23/12
7 Cotton Davidson, @ Oakland, 12/22/63
7 Horst Muhlmann, vs. Cincinnati, 12/17/72
7 Jim Breech, @ Cincinnati, 12/17/89
7 Sebastian Janikowski, @ Oakland, 9/29/02
7 Lawrence Tynes, vs. Kansas City, 12/13/04

Most Consecutive PATs
285 Rob Bironas, 2006-13
229 Al Del Greco, 1993-2000
79 Gary Anderson, 2003-04
76 Al Del Greco, 1991-93
75 Skip Butler, 1972-76

Most Two-Point Conversions, Career
3 Eddie George, 1996-2003
3 Haywood Jeffires, 1987-95
3 Steve McNair, 1995-2005

Most Two-Point Conversions, Season
3 Haywood Jeffires, 1994

Most Two-Point Conversions, Game
1 26 times, last by Kenny Britt from Matt Hasselbeck vs. Chicago, 11/4/12 (pass)

Most Two-Point Conversions, Opponent, Game
2 Charles Johnson @ Pittsburgh, 11/1/98 (pass, pass)

FIELD GOALS

Most Attempted, Career
295 Al Del Greco, 1991-2000
279 Rob Bironas, 2005-13
187 George Blanda, 1960-66
163 Tony Zendejas, 1985-90
121 Skip Butler, 1972-77

Most Attempted, Season
40 Roy Gerela, 1969
39 Al Del Greco, 1998
39 Rob Bironas, 2007
38 Al Del Greco, 1996
37 Tony Zendejas, 1989
35 Al Del Greco, 1997

Most Attempted, Game
8 Rob Bironas, @ Houston, 10/21/07
6 George Blanda, vs. N.Y. Titans, 10/9/60
6 George Blanda, vs. Denver, 9/14/63
6 Skip Butler, @ Cleveland, 10/12/75
6 Al Del Greco, vs. Atlanta, 12/5/93

Most Attempted, Opponent, Game
7 Tom Dempsey, Philadelphia, 11/12/72
6 Roy Gerela, Pittsburgh, 12/9/73
6 Jim Breech, @ Cincinnati, 11/1/87
6 John Carney, @ San Diego, 9/19/93
6 Sebastian Janikowski, @ Oakland, 11/24/13

Most Made, Career
246 Al Del Greco, 1991-2000
239 Rob Bironas, 2005-13
117 Tony Zendejas,1985-90
91 George Blanda, 1960-66
81 Toni Fritsch, 1977-81

Most Made, Season
36 Al Del Greco, 1998
35 Rob Bironas, 2007
32 Al Del Greco, 1996
29 Al Del Greco, 1993

INDIVIDUAL RECORDS: SCORING

29 Rob Bironas, 2008
29 Rob Bironas, 2011

Most Made, Game
* 8 Rob Bironas, @ Houston, 10/21/07
5 Al Del Greco, @ Philadelphia, 12/3/2000
5 Roy Gerela, vs. Miami, 9/28/69
* Denotes NFL Record

Most Made, Opponent, Game
6 Tom Dempsey, vs. Philadelphia, 11/12/72
6 John Carney, @ San Diego, 9/19/93
5 Adam Vinatieri, @ Indianapolis, 12/1/13
5 Rian Lindell, @ Buffalo, 12/24/06
5 Mike Vanderjagt, vs. Indianapolis, 12/7/03
5 Steve Christie, vs. Buffalo, 9/18/94
5 Jim Breech, @ Cincinnati, 11/1/87

Most Consecutive Field Goals Made
20 Al Del Greco, 1998-99
20 Rob Bironas, 2007-08
20 Rob Bironas, 2010
20 Rob Bironas, 2011-12
19 Rob Bironas, 2007
18 Al Del Greco, 1995-96
14 Al Del Greco, 1999-2000
14 Rob Bironas, 2011
13 Al Del Greco, 1994-95

Most Consecutive Games With Field Goal Made
20 Rob Bironas, 2009-10
19 Rob Bironas, 2006-07
13 Rob Bironas, 2011-12
12 Al Del Greco, 1998
12 Gary Anderson, 2003
12 Rob Bironas, 2008
10 George Blanda, 1964-65
10 George Blanda, 1966

Longest Field Goal
60 Rob Bironas, vs. Indianapolis, 12/3/06
56 Al Del Greco, vs. San Francisco, 10/27/96
56 Rob Bironas, @ Denver, 11/19/07
55 Rob Bironas, vs. Denver, 10/3/10
55 Rob Bironas, vs. Houston, 12/29/13
55 George Blanda, vs. San Diego, 12/3/61
54 George Blanda, @ Oakland, 11/11/62
54 Skip Butler, @ Buffalo, 9/19/76
54 Al Del Greco, vs. Kansas City, 9/20/92

Longest Field Goal, Opponent
64 Matt Prater, @ Denver, 12/8/13
56 Jason Elam, Denver, 11/26/95
55 Chris Bahr, @ Cincinnati, 9/23/79
55 Matt Stover, Cleveland, 11/17/91
54 Jan Stenerud, Kansas City, 9/9/67
54 Gary Anderson, Pittsburgh, 12/8/91
54 Matt Bahr, @ N.Y Giants, 12/21/91
54 Ryan Longwell, Green Bay, 12/16/01

Highest Field Goal Percentage, Career (100 made)
85.7 Rob Bironas, 2005-13, (239 of 279)
83.4 Al Del Greco, 1991-2000, (246 of 295)

Season
92.3 Al Del Greco, 1998 (36 of 39)
92.3 Rob Bironas, 2010 (24 of 26)
90.6 Rob Bironas, 2011 (29 of 32)
89.7 Rob Bironas, 2007 (35 of 39)
87.9 Rob Bironas, 2008 (29 of 33)
87.1 Gary Anderson, 2003 (27 of 31)
87.1 Al Del Greco, 1995 (27 of 31)
86.2 Rob Bironas, 2013 (25 of 29)
85.3 Al Del Greco, 1993 (29 of 34)
85.0 Florian Kempf, 1983 (17 of 20)

SAFETIES

Most Safeties, Career
2 Elvin Bethea (1968-83)
2 James Young (1977-79)

Most Safeties, Game
1 39 times, last by team vs. Chicago (11/4/12), illegal use of hands penalty on Chicago in end zone

INDIVIDUAL RECORDS: RUSHING

Most Seasons Leading Team
8 Eddie George, 1996-2003
6 Earl Campbell, 1978-84
6 Chris Johnson, 2008-13
4 Mike Rozier, 1985-90

Most Consecutive Seasons Leading Team
8 Eddie George, 1996-2003
6 Earl Campbell, 1978-83
6 Chris Johnson, 2008-13
4 Mike Rozier, 1985-88

ATTEMPTS

Career
2,733 Eddie George, 1996-2003
1,979 Earl Campbell, 1978-84
1,742 Chris Johnson, 2008-13
1,000 Lorenzo White, 1988-94
910 Mike Rozier, 1985-90
908 Charles Tolar, 1960-66
773 Hoyle Granger, 1966-70, 72

Season
403 Eddie George, 2000
373 Earl Campbell, 1980
368 Earl Campbell, 1979
361 Earl Campbell, 1981

Game
39 Earl Campbell, vs. Seattle, 10/11/81
38 Earl Campbell, @ Kansas City, 10/12/80
37 Earl Campbell, vs. Cincinnati, 10/4/81

Game, Opponent
39 Corey Dillon, @ Cincinnati, 12/4/97
34 Rodney Hampton, N.Y. Giants, 11/21/94
32 Greg Pruitt, Cleveland, 12/3/81
32 Tony Collins, @ New England, 11/28/82

YARDS GAINED

Career
10,009 Eddie George, 1996-2003
8,574 Earl Campbell, 1978-84
7,965 Chris Johnson, 2008-13
4,079 Lorenzo White, 1988-94
3,514 Hoyle Granger, 1966-70, 72
3,439 Steve McNair, 1995-05
3,426 Mike Rozier, 1985-90

Season
2,006 Chris Johnson, 2009
1,934 Earl Campbell, 1980
1,697 Earl Campbell, 1979
1,509 Eddie George, 2000
1,450 Earl Campbell, 1978

Season, Rookie
1,450 Earl Campbell, 1978
1,368 Eddie George, 1996
1,228 Chris Johnson, 2008
947 Rodney Thomas, 1995
756 Sid Blanks, 1964
652 Rob Carpenter, 1977

Game
228 Chris Johnson vs. Jacksonville, 11/1/09
216 Billy Cannon, @ N.Y. Titans, 12/10/61
216 Eddie George, vs. Oakland, 8/31/97
206 Earl Campbell, @ Chicago, 11/16/80

Game, Opponent
246 Corey Dillon, @ Cincinnati, 12/4/97
215 Eric Dickerson, @ L.A. Rams, 12/9/84
201 James Brooks, @ Cincinnati, 12/23/90

Longest Run
94 Chris Johnson, vs. N.Y. Jets, 12/17/12 (TD)

INDIVIDUAL RECORDS: RUSHING

91	Chris Johnson, vs. Houston, 9/20/09 (TD)
91	Sid Blanks, vs. N.Y. Jets, 12/13/64 (TD)
89	Chris Johnson vs. Jacksonville, 11/1/09 (TD)
85	Chris Johnson vs. Arizona, 11/29/09 (TD)
83	Chris Johnson @ Buffalo, 10/21/12 (TD)
81	Earl Campbell, vs. Miami, 11/20/78 (TD)

Longest Run, Opponent

91	Wilbert Montgomery, @ Philadelphia, 12/19/82 (TD)
80	Donald Brown, @ Indianapolis, 12/18/11 (TD)
80	Corey Dillon at Cincinnati, 10/8/2000 (TD)
80	Wray Carlton, vs. Buffalo, 12/5/65 (TD)
79	Bill Mathis, @ N.Y. Jets, 11/21/65

Most Seasons, 1,000 or More Yards

7	Eddie George, 1996-2000, 2002-03
6	Chris Johnson, 2008-13
5	Earl Campbell, 1978-81, 1983
1	Eight players, last by LenDale White in 2007

Most Consecutive Seasons, 1,000 or More Yards

6	Chris Johnson, 2008-13
5	Eddie George, 1996-2000
4	Earl Campbell, 1978-81
2	Eddie George, 2002-03

Most Games, 200 or More Yards, Season

4	Earl Campbell, 1980
1	Three times, last by Chris Johnson, 2009

Most Games, 100 or More Yards, Career

39	Earl Campbell, 1978-84
36	Eddie George, 1996-03
35	Chris Johnson, 2008-13
11	Hoyle Granger, 1966-70, 1972
8	Mike Rozier, 1985-90

Most Games, 100 or More Yards, Season

12	Chris Johnson, 2009
11	Earl Campbell, 1979
10	Earl Campbell, 1980
8	Chris Johnson, 2010
8	Eddie George, 1997
7	Hoyle Granger, 1967
7	Earl Campbell, 1978, 1983

Most Consecutive Games, 100 or More Yards

12	Chris Johnson, 2009-10
7	Earl Campbell, 1979
6	Earl Campbell, 1980
5	Eddie George, 1998

AVERAGE GAIN

Career (Minimum 750 attempts)

4.57	Chris Johnson (2008-13)
4.56	Hoyle Granger (1966-70, 1972)
4.33	Earl Campbell (1978-84)
4.08	Lorenzo White (1988-94)

Season

5.60	Chris Johnson, 2009
5.21	Sid Blanks, 1964
5.18	Earl Campbell, 1980
5.14	Gary Brown, 1993
5.05	Hoyle Granger, 1967

TOUCHDOWNS

Career

73	Earl Campbell, 1978-84
64	Eddie George, 1996-2003
50	Chris Johnson, 2008-13
36	Steve McNair, 1995-2005
29	Lorenzo White, 1988-94
27	Mike Rozier, 1985-90

Season

19	Earl Campbell, 1979
15	LenDale White, 2008
14	Eddie George, 2000
14	Chris Johnson, 2009

Season, Rookie

13	Earl Campbell, 1978

Game

4	Earl Campbell, vs. Miami, 11/20/78
4	Lorenzo White, vs. Cleveland, 12/9/90

Game, Opponent

4	Corey Dillon, @ Cincinnati, 12/4/97
3	7 times, last by Marshall Faulk, @ Ind., 9/4/94

Most Consecutive Games, Rushing Touchdown

5	Earl Campbell, 1979
4	Earl Campbell, 1981
4	Alonzo Highsmith, 1989
4	Gary Brown, 1993
4	Eddie George, 2000
4	LenDale White, 2008
3	11 times, last by Chris Johnson, 2009-10

INDIVIDUAL RECORDS: PASSING

Most Seasons Leading Team

10	Warren Moon, 1984-93
9	Dan Pastorini, 1971-79
8	Steve McNair, 1997-2003, 2005

Most Consecutive Seasons Leading Team

10	Warren Moon, 1984-93
9	Dan Pastorini, 1971-79
7	George Blanda, 1960-66
7	Steve McNair, 1997-2003

ATTEMPTS

Career

4,546	Warren Moon, 1984-93
3,871	Steve McNair, 1995-2005
2,784	George Blanda, 1960-66
2,767	Dan Pastorini, 1971-79
1,190	Vince Young, 2006-10
1,081	Kerry Collins, 2006-10
824	Pete Beathard, 1967-69
739	Ken Stabler, 1980-81

Season

655	Warren Moon, 1991
584	Warren Moon, 1990
520	Warren Moon, 1993
518	Matt Hasselbeck, 2011
505	George Blanda, 1964
492	Steve McNair, 1998
492	Steve McNair, 2002

Game

68	George Blanda, @ Buffalo, 11/1/64
60	George Blanda, vs. Oakland, 11/7/65
60	Billy Volek, @ Oakland, 12/19/04

Game, Opponent

61	Colt McCoy, @ Cleveland, 10/2/11
59	Peyton Manning, @ Denver, 12/8/13
54	Matt Schaub, Houston, 12/19/10
54	Eric Zeier, @ Cleveland, 11/5/95
53	Mickey Slaughter, Denver, 12/20/64
53	Tommy Kramer, Minnesota, 12/21/80
53	Brian Sipe, @ Cleveland, 9/13/81
52	4 times, last by Bobby Hebert, vs. Atlanta,12/5/93

COMPLETIONS

Career

2,632	Warren Moon, 1984-93
2,305	Steve McNair, 1995-2005
1,426	Dan Pastorini, 1971-79
1,347	George Blanda, 1960-66
689	Vince Young, 2006-10
613	Kerry Collins, 2006-10
458	Ken Stabler, 1980-81

Season

404	Warren Moon, 1991
362	Warren Moon, 1990
319	Matt Hasselbeck, 2011
303	Warren Moon, 1993
301	Steve McNair, 2002
293	Ken Stabler, 1980

INDIVIDUAL RECORDS: PASSING

Game
- 41 Warren Moon, vs. Dallas, 11/10/91
- 40 Billy Volek, @ Oakland, 12/19/04
- 39 Billy Volek, @ San Diego, 10/3/04
- 37 George Blanda, @ Buffalo, 11/1/64
- 36 Ryan Fitzpatrick, vs. Arizona, 12/15/13
- 36 Warren Moon, vs. Seattle, 11/7/93

Game, Opponent
- 40 Colt McCoy, @ Cleveland, 10/2/11
- 39 Peyton Manning, @ Denver, 12/8/13
- 37 Peyton Manning, @ Indianapolis, 11/3/02
- 36 Tim Couch, Cleveland, 9/22/02
- 36 Peyton Manning, Indianapolis, 10/11/09
- 36 Drew Brees, New Orleans, 12/11/11
- 35 Matt Schaub, Houston, 12/19/10
- 35 Kyle Orton, Denver, 10/3/10
- 34 Mickey Slaughter, Denver, 12/20/64
- 33 Matthew Stafford, Detroit, 9/23/12
- 32 Carson Palmer, @ Cincinnati, 11/25/07

COMPLETION PERCENTAGE

Career (Minimum 1,500 attempts)
- 59.5 Steve McNair, 1995-2005 (2,305 of 3,871)
- 57.9 Warren Moon, 1984-93 (2,632 of 4,546)
- 51.5 Dan Pastorini, 1971-79 (1,426 of 2,767)
- 48.4 George Blanda, 1960-66 (1,347 of 2,784)

Season
- 65.6 Cody Carlson, 1992 (149 of 227)
- 64.7 Warren Moon, 1992 (224 of 346)
- 64.5 Ken Stabler, 1980 (293 of 454)
- 63.2 Chris Chandler, 1995 (225 of 356)
- 62.6 Steve McNair, 2000 (248 of 396)
- 62.5 Steve McNair, 2003 (250 of 400)

Game (Min. 15 attempts)
- 93.8 Steve McNair, @ Pittsburgh, 9/28/03 (15 of 16)
- 88.5 Chris Chandler, @ Cincinnati, 9/24/95 (23 of 26)

YARDS GAINED

Career
- 33,685 Warren Moon, 1984-93
- 27,141 Steve McNair, 1995-2005
- 19,149 George Blanda, 1960-66
- 16,846 Dan Pastorini, 1971-79
- 8,098 Vince Young, 2006-10
- 6,804 Kerry Collins, 2006-10
- 5,190 Ken Stabler, 1980-81
- 5,128 Pete Beathard, 1967-69

Season
- 4,690 Warren Moon, 1991
- 4,689 Warren Moon, 1990
- 3,631 Warren Moon, 1989
- 3,571 Matt Hasselbeck, 2011
- 3,489 Warren Moon, 1986
- 3,485 Warren Moon, 1993

Game
- 527 Warren Moon, @ Kansas City, 12/16/90
- 492 Billy Volek, @ Oakland, 12/19/04
- 464 George Blanda, @ Buffalo, 10/29/61

Game, Opponent
- 425 Peyton Manning, @ Indianapolis, 12/5/04
- 407 Tom Flores, @ Oakland, 12/22/63
- 406 Tony Romo, @ Dallas, 10/10/10
- 397 Peyton Manning, @ Denver, 12/8/13
- 389 Jim McMahon, @ San Diego, 9/17/89
- 387 Boomer Esiason, @ Cincinnati, 11/1/87
- 386 Eli Manning, @ N.Y. Giants, 9/26/10

Most Seasons, 3,000 or More Passing Yards
- 6 Warren Moon, 1984-93
- 5 Steve McNair, 1998, 2001-2003
- 3 George Blanda, 1960-66

Most Games, 400 or More Passing Yards, Career
- 4 Warren Moon, 1984-93
- 2 Billy Volek, 2000-06
- 2 George Blanda, 1960-66
- 1 Ryan Fitzpatrick, 2013
- 1 Jacky Lee, 1960-63; 1966-67
- 1 Steve McNair, 1995-2005

Most Games, 400 or More Passing Yards, Season
- 2 Billy Volek, 2004
- 2 George Blanda, 1961
- 2 Warren Moon, 1991

Most Games, 300 or More Passing Yards, Career
- 38 Warren Moon, 1984-93
- 15 George Blanda, 1960-66

Most Games, 300 or More Passing Yards, Season
- 9 Warren Moon, 1990
- 6 Warren Moon, 1991

Most Consecutive Games, 300 or More Passing Yards
- 4 Warren Moon, 1990
- 3 George Blanda, 1964
- 3 Warren Moon, 1985
- 3 Warren Moon, 1991

Longest Pass Completion (All TDs)
- 98 Jacky Lee (to Willard Dewveall), vs. S.D., 11/25/62
- 95 George Blanda (to Dick Compton), vs. Buffalo, 12/5/65
- 92 Jacky Lee (to Bill Groman), vs. Denver, 11/20/60

Longest Pass Completion, Opponent (All TDs)
- 94 Jack Kemp (to Glenn Bass), Buffalo, 10/11/64
- 90 John McCormick (to Bob Scarpitto), @ Den 10/17/65

TOUCHDOWNS

Career
- 196 Warren Moon, 1984-93
- 165 George Blanda, 1960-66
- 156 Steve McNair, 1995-2005
- 96 Dan Pastorini, 1971-79

Season
- 36 George Blanda, 1961
- 33 Warren Moon, 1990
- 27 George Blanda, 1962
- 24 Steve McNair, 2003
- 24 George Blanda, 1963
- 24 George Blanda, 1960

Game
- 7* George Blanda, vs. N.Y. Titans, 11/19/61
- 6 George Blanda, vs. N.Y. Titans, 10/14/62
- 5 Steve McNair, vs. Jacksonville, 12/26/99
- 5 Warren Moon, at Cincinnati, 10/11/92
- 5 Warren Moon, at Cleveland, 11/18/90
- 5 Warren Moon, vs. Cincinnati, 10/14/90

* Tied for NFL record

Game, Opponent
- 6 Tom Flores, @ Oakland, 12/22/63
- 6 Tom Brady, @ New England, 10/18/09
- 5 Joe Namath, @ N.Y. Jets, 9/18/66
- 5 Craig Morton, @ Dallas, 12/20/70
- 5 Jim Kelly, Buffalo, 9/24/89
- 5 Kerry Collins,@ Oakland, 12/19/04
- 5 Ben Roethlisberger, @ Pittsburgh, 10/9/11
- 4 10 times, last by Peyton Manning, @ Denver, 12/8/13

Most Consecutive Games, Touchdown Pass
- 23 Steve McNair, 2001-2002
- 21 Warren Moon, 1990-91
- 17 Warren Moon, 1992-93
- 14 George Blanda, 1964-65

HAD INTERCEPTED

Career
- 189 George Blanda, 1960-66
- 166 Warren Moon, 1984-93
- 139 Dan Pastorini, 1971-79

Season
- 42 George Blanda, 1962
- 28 Ken Stabler, 1980
- 26 Warren Moon, 1986

Game
- 6 George Blanda, @ Buffalo, 9/9/62
- 6 George Blanda, vs. Denver, 11/14/65

Game, Opponent
- 6 Joe Namath, @ N.Y. Jets, 10/15/67
- 6 Bobby Hebert, Atlanta,12/5/93
- 5 Rick Norton, @ Miami, 11/23/69

INDIVIDUAL RECORDS: PASSING

5 Keith Null, St. Louis, 12/13/09
4 8 times, last by Mark Sanchez, N.Y. Jets, 12/17/12

Most Consecutive Passes Attempted, No INT's
161 Kerry Collins, 2008
154 Billy Joe Tolliver, 1994

Most Attempts, No Interceptions, Game
56 Warren Moon, vs. Dallas, 11/10/91

PASSER RATING

Career (minimum 1,500 attempts)
83.3 Steve McNair, 1995-05
80.4 Warren Moon, 1984-93
62.5 George Blanda, 1960-66
61.0 Dan Pastorini, 1971-79

Season (minimum 14 att. per team game)
100.4 Steve McNair, 2003
96.8 Warren Moon, 1990
91.3 George Blanda, 1961
90.2 Steve McNair, 2001

Game (minimum 20 attempts)
158.3 Chris Chandler, @ Cincinnati, 9/24/95
146.8 Steve McNair, vs. Houston, 10/12/03
146.1 Warren Moon, @ Cleveland, 11/18/90
145.1 Warren Moon, vs. Buffalo, 11/26/90
143.1 Chris Chandler, vs. Denver, 11/26/95

INDIVIDUAL RECORDS: PASS RECEIVING

RECEPTIONS

Most Seasons Leading Team
7 Ken Burrough, 1971-81
5 Haywood Jeffires, 1987-95
5 Frank Wycheck, 1996-2000

Most Consecutive Seasons Leading Team
6 Ken Burrough, 1974-79
5 Frank Wycheck, 1996-2000
4 Charlie Hennigan, 1961-64
4 Derrick Mason, 2001-04
3 Alvin Reed, 1968-70

Career
542 Ernest Givins, 1986-94
515 Haywood Jeffires, 1987-95
482 Frank Wycheck, 1995-2002
480 Drew Hill, 1985-91
453 Derrick Mason, 1997-2004
410 Charlie Hennigan, 1960-66
408 Ken Burrough, 1971-81

Season
101 Charlie Hennigan, 1964
100 Haywood Jeffires, 1991
96 Derrick Mason, 2004
95 Derrick Mason, 2003
94 **Kendall Wright**, 2013
90 Drew Hill, 1991
90 Haywood Jeffires, 1992

Game
13 Charlie Hennigan, @ Boston, 10/13/61
13 Haywood Jeffires, @ N.Y. Jets, 10/13/91
13 Drew Bennett, @ Oakland, 12/19/04
12 Sid Blanks, @ San Diego, 9/12/64
12 Charlie Hennigan, @ Buffalo, 11/1/64
12 Charlie Hennigan, vs. Boston, 11/29/64
12 Derrick Mason, vs. Baltimore, 11/12/01
12 Derrick Mason, @ NYG, 12/1/02
12 Derrick Mason, @ San Diego, 10/3/04
12 Drew Bennett, vs. KC, 12/13/04
12 **Kendall Wright**, vs. Arizona, 12/15/13

Game, Opponent
12 Cris Carter, @ Minnesota, 10/8/95
12 Brian Westbrook, @ Philadelphia, 11/19/06
12 Chad Johnson, @ Cincinnati, 11/25/07
12 Reggie Wayne, @ Indianapolis, 12/30/07
11 Don Maynard, N.Y. Titans, 10/9/60
11 Robert Scarpitto, Denver, 12/20/64
11 Carl Pickens, @ Cincinnati, 11/13/94
11 Marvin Harrison, @ Indianapolis, 11/3/02
11 Andre Johnson, @ Houston, 12/14/08
11 Brandon Lloyd, Denver, 10/3/10

Most Consecutive Games, Pass Reception
99 Frank Wycheck, 1996-2002
82 Ernest Givins, 1988-93
76 Drew Hill, 1986-91
71 **Nate Washington**, 2009-13
53 Haywood Jeffires, 1990-93
52 Ken Burrough, 1973-77

Most Seasons, 50 or More Pass Receptions
8 Ernest Givins, 1986-93
6 Drew Hill, 1985-86, 1988-91
6 Haywood Jeffires, 1990-95
6 Frank Wycheck, 1996-2001
5 Charlie Hennigan, 1961-64
5 Derrick Mason, 2000-04
3 Curtis Duncan, 1990-92

YARDS

Career
7,935 Ernest Givins, 1986-94
7,477 Drew Hill, 1985-91
6,907 Ken Burrough, 1971-81
6,823 Charlie Hennigan, 1960-66
6,119 Haywood Jeffires, 1987-95

Season
1,746 Charlie Hennigan, 1961
1,561 Charlie Hennigan, 1964

Game
272 Charlie Hennigan, @ Boston,10/13/61
245 Haywood Jeffires, @ Kansas City,12/16/90
233 Drew Bennett, vs. Kansas City, 12/13/04
232 Charlie Hennigan, @ Buffalo,10/29/61
225 Kenny Britt, vs. Philadelphia, 10/24/10
210 Drew Hill, @ Indianapolis,12/22/85

Game, Opponent
247 Art Powell, @ Oakland, 12/22/63
212 Don Maynard, @ N.Y. Jets, 10/20/69
210 Bake Turner, N.Y. Jets, 11/10/63

Longest Pass Reception (All TDs)
98 Willard Dewveall, vs. San Diego, 11/25/62
95 Dick Compton, vs. Buffalo, 12/5/65
92 Bill Groman, vs. Denver, 11/20/60

Longest Pass Reception, Opponent (All TDs)
94 Glenn Bass, Buffalo, 10/11/64
90 Bob Scarpitto, @ Denver 10/17/65
86 Warrick Dunn, @ Atlanta, 11/23/03

Most Seasons, 1,000 or More Yds. Pass Receiving, Career
4 Derrick Mason, 2001-04
3 Charlie Hennigan, 1960-66
3 Drew Hill, 1985-91

Most Cons. Seasons, 1,000 or More Yds. Pass Rec., Career
4 Derrick Mason, 2001-04
2 Charlie Hennigan, 1963-64
2 Tim Smith, 1983-84

Most Games, 100 or More Yards Pass Receiving, Career
26 Charlie Hennigan, 1960-66
24 Drew Hill, 1985-91
18 Ernest Givins, 1986-94

Most Games, 100 or More Yards Pass Receiving, Season
9 Charlie Hennigan, 1964

TOUCHDOWNS

Career
51 Charlie Hennigan, 1960-66
47 Ken Burrough, 1971-81
47 Drew Hill, 1985-91
47 Haywood Jeffires, 1987-95
46 Ernest Givins, 1986-94

Season
17 Bill Groman, 1961

INDIVIDUAL RECORDS: PASS RECEIVING

12 Bill Groman, 1960
12 Charlie Hennigan, 1961
12 Charles Frazier, 1966

Game
3 17 times, last by Kenny Britt, vs. Philadelphia, 10/24/10

Game, Opponent
4 Art Powell, @ Oakland,12/22/63
4 Bob Hayes, @ Dallas, 12/20/70
3 9 times, last by Dante Rosario, @ San Diego, 9/16/12

Most Consecutive Games Catching TD Pass
8 Bill Groman, 1961
5 Chris Sanders, 1995
5 Kenny Britt, 2010
4 Bill Groman, 1960
4 Charlie Hennigan, 1961
4 Dave Casper, 1982
4 Willie Davis, 1996
4 Kevin Dyson, 2001
4 Justin McCareins, 2003
4 Kenny Britt, 2010-11

RECEIVING AVERAGE

Career (minimum 200 receptions)
16.9 Ken Burrough, 1971-81
16.6 Charlie Hennigan, 1960-66
15.6 Drew Hill, 1985-91
15.1 Tim Smith, 1980-86
14.8 Drew Bennett, 2001-06
14.8 Nate Washington, 2009-13
14.6 Ernest Givins, 1986-94
13.5 Derrick Mason, 1997-04

Season (minimum 32 receptions per 16 games)
23.5 Chris Sanders, 1995
23.5 Bill Groman, 1961
22.0 Charlie Joiner, 1971
21.3 Charlie Hennigan, 1961
20.5 Bill Groman, 1960
20.2 Drew Hill, 1987
20.1 Ken Burrough, 1975
19.8 Charley Frazier, 1966

Game (minimum 3 receptions)
60.7 Bill Groman, vs. Den, 11/20/60 (3 rec.)
46.3 Willard Dewveall, at SD, 11/25/62 (3 rec.)
44.7 Bill Groman, vs. Den, 11/05/61 (3 rec.)
42.0 Ernest Givins, at Cle, 11/22/87 (3 rec.)
41.3 Drew Bennett, at Ind, 12/05/04 (3 rec.)
40.7 Derrick Mason, vs. Cle, 12/02/01 (3 rec.)
40.0 Butch Woolfolk, vs. Mia, 09/08/85 (3 rec.)

INDIVIDUAL RECORDS: PUNTING

PUNTS

Career
861 Craig Hentrich, 1998-09
519 Jim Norton, 1960-68
429 Cliff Parsley, 1977-82
359 **Brett Kern**, 2009-13
316 Dan Pastorini, 1971-79
310 Greg Montgomery, 1988-93

Season
96 Rich Camarillo, 1994
93 Cliff Parsley, 1979
91 Cliff Parsley, 1978

Game
11 Rich Camarillo, vs. Pittsburgh, 11/6/94
11 Rich Camarillo, @ Pittsburgh, 12/3/95
10 9 times, last by **Brett Kern**, vs. N.Y. Jets, 12/17/12

Game, Opponent
11 Wayne Crow, @ Oakland, 9/11/60
11 Bob Parsons, Chicago, 11/6/77
11 Mark Royals, Pittsburgh, 11/6/94
10 7 times, last by Donnie Jones, Houston,12/2/12

Longest Punt
79 Jim Norton, vs. Kansas City, 11/22/64
78 Craig Hentrich, @ Pittsburgh, 1/2/2000
77 Greg Montgomery, @ San Diego, 9/19/93
75 Craig Hentrich, vs. Indianapolis, 10/27/08

Longest Punt, Opponent
78 Paul Maguire, @Buffalo, 9/21/69
78 Marv Bateman,@Buffalo, 9/19/76
74 Chris Hanson, Jacksonville, 11/20/05

AVERAGE GROSS YARDS

Career (minimum 250 attempts)
44.4 **Brett Kern**, 2009-13
43.6 Greg Montgomery, 1988-93
42.9 Craig Hentrich, 1998-2009
42.1 Jim Norton, 1960-68

Season
47.6 **Brett Kern**, 2012
47.2 Craig Hentrich, 1998
46.9 Greg Montgomery, 1992
45.6 Greg Montgomery, 1993
45.0 Greg Montgomery, 1990
44.4 Reggie Roby, 1996

Game (4 punts)
59.2 Greg Montgomery, vs. Buffalo, 12/27/92
57.6 Greg Montgomery @San Diego, 9/19/93
57.5 Craig Hentrich vs. Jacksonville, 11/4/01
55.3 Craig Hentrich vs. Pittsburgh, 11/15/98
53.5 **Brett Kern** at Seattle, 1/3/10

Game, Opponent (4 punts)
58.3 Rohn Stark, @ Indianapolis, 9/13/92
55.4 Brad Maynard, vs. N.Y. Giants, 10/1/00
55.3 Dave Jennings, @ N.Y. Giants, 12/5/82
55.1 Paul Maguire, @ Buffalo, 9/21/69
55.0 Lee Johnson, vs. Cincinnati, 10/24/93

AVERAGE NET YARDS (SINCE 1976)

Career (minimum 250 attempts)
39.8 **Brett Kern**, 2009-13
37.2 Craig Hentrich, 1998-09
36.6 Greg Montgomery, 1988-93
32.3 Cliff Parsley, 1977-82

Season (minimum 40 attempts per 16 games)
40.4 **Brett Kern**, 2012
39.7 **Brett Kern**, 2013
39.4 **Brett Kern**, 2011
39.2 Craig Hentrich, 1998
39.1 Greg Montgomery, 1993
39.1 **Brett Kern**, 2010
38.1 Craig Hentrich, 1999
38.0 Craig Hentrich, 2004
38.0 Reggie Roby, 1996

Game (minimum 4 punts)
49.8 Greg Montgomery vs. San Diego, 9/19/93
49.4 Greg Montgomery vs. Buffalo, 12/27/92
49.0 **Brett Kern** at Jacksonville, 11/25/12
48.6 **Brett Kern** at San Diego, 9/16/12
48.5 Craig Hentrich vs. Jacksonville, 11/4/01
48.0 **Brett Kern** at Miami, 11/11/12
46.6 **Brett Kern** at Houston, 9/15/13
46.5 **Brett Kern** at Seattle, 1/3/10
46.3 Craig Hentrich vs. Houston, 9/20/09
45.8 **Brett Kern** at Houston, 1/1/12
45.8 **Brett Kern** at Buffalo, 12/4/11

Game, Opponent (minimum 4 punts)
59.5 Rohn Stark, @ Indianapolis, 9/13/92
49.8 Pat McAfee, @ Indianapolis, 12/9/12
49.5 Shane Lechler, vs. Oakland, 9/12/10
49.3 Josh Miller, vs. Pittsburgh, 11/21/99
48.0 Ben Graham, vs. Arizona, 11/29/09
48.0 Brian Hansen, vs. N.Y. Jets, 12/24/94
47.0 Bryan Anger, @ Jacksonville, 11/25/12
46.8 Bryan Barker, vs. Jacksonville, 11/2/97
46.8 John Hekker, @ St. Louis, 11/3/13

INDIVIDUAL RECORDS: PUNT RETURNS

Most Seasons Leading Team
5 Carl Roaches, 1980-84
5 Derrick Mason, 1998-2001, 2004
4 Billy Johnson, 1974-80
4 Bobby Jancik, 1962-67

Most Consecutive Seasons Leading Team
5 Carl Roaches, 1980-84
4 Billy Johnson, 1974-80
4 Bobby Jancik, 1962-67
4 Derrick Mason, 1998-2001

PUNT RETURNS

Career
182 Derrick Mason, 1997-2004
155 Billy Johnson, 1974-80
151 Carl Roaches, 1980-84
104 Willie Drewrey, 1985-88, 1993

Season
51 Derrick Mason, 2000
47 Carl Roaches, 1980
46 **Marc Mariani**, 2011
41 Willie Drewrey, 1993
40 Billy Johnson, 1975
39 Carl Roaches, 1981
38 Billy Johnson, 1976

Game
8 Pacman Jones, @ Miami, 12/24/05
7 Billy Johnson, vs. Tampa Bay, 9/12/76
7 Willie Drewrey, vs. Indianapolis, 11/23/86

Game, Opponent
7 Mike Fuller, San Diego, 12/17/78
7 Ron Fellows, Dallas, 12/13/82
7 Eric Metcalf, Cleveland, 11/8/92
6 4 times, last by Rick Upchurch, Den., 12/4/77

YARDS GAINED

Career
2,040 Billy Johnson, 1974-80
1,590 Derrick Mason, 1997-2004
1,095 Carl Roaches, 1980-84
819 **Marc Mariani**, 2010-11
771 Willie Drewrey, 1985-88, 1993

Season
662 Derrick Mason, 2000
612 Billy Johnson, 1975
539 Billy Johnson, 1977

Game
160 Darius Reynaud, vs. Jacksonville, 12/30/12
127 Billy Johnson, vs. Cincinnati, 10/5/75
117 Derrick Mason, vs. Cleveland, 11/19/2000
113 Billy Johnson, @ San Francisco, 12/7/75
110 Billy Johnson, vs. Cleveland, 10/16/77
104 Billy Johnson, @ Cleveland, 9/22/74
104 Carl Roaches, @ Cincinnati, 9/28/80
103 Billy Johnson, vs. N.Y. Jets, 9/18/77
103 **Marc Mariani**, @ Carolina, 11/13/11
101 Pacman Jones, vs. New England, 12/31/06

Game, Opponent
161 Pete Athas, New Orleans, 10/3/76
133 Bruce Taylor, San Francisco, 11/15/70
126 Billy Johnson, Boston, 11/5/67
105 Dennis Northcutt, Cleveland, 9/22/02
102 R.W. McQuarters, Chicago, 11/14/04
100 Jon Staggers, Green Bay, 11/19/72

Longest Punt Return (All TDs)
90 Pacman Jones, @ Philadelphia, 11/19/06
87 Billy Johnson, vs. Cleveland, 10/16/77
87 **Marc Mariani**, vs. Washington, 11/21/10
83 Billy Johnson, vs. Miami, 11/16/75

Longest Return, Opponent (All TDs)
93 Bill Baird, N.Y. Jets,11/10/63
85 Jon Staggers, Green Bay, 11/19/72
83 Phillip Buchanan, @ Oakland, 9/29/02
82 Keith Moody, Buffalo, 10/15/78
82 Corey Sawyer, Cincinnati, 9/25/94

YARDAGE AVERAGE

Career
13.2 Billy Johnson, 1974-80

Season
15.4 Billy Johnson, 1977

TOUCHDOWNS

Career
5 Billy Johnson, 1974-80
4 Pacman Jones, 2005-06

Season
3 Billy Johnson, 1975
3 Pacman Jones, 2006

Game
2 Darius Reynaud, vs. Jacksonville (69 and 81 yards), 12/30/12
1 19 times, last by **Tommie Campbell** (65 yds), vs. Detroit, 9/23/12

Game, Opponent
1 12 times, last by Glenn Martinez (80 yds), @ Denver, 11/19/07

INDIVIDUAL RECORDS: KICKOFF RETURNS

KICKOFF RETURNS

Most Seasons Leading Team
4 Billy Jancik, 1962-67
4 Billy Johnson, 1974-80
4 Carl Roaches, 1980-84

Most Consecutive Seasons Leading Team
4 Billy Johnson, 1974-77

Career
158 Bobby Jancik, 1962-67
156 Derrick Mason, 1997-2004
150 Carl Roaches, 1980-84
121 Billy Johnson, 1974-80
111 Mel Gray, 1995-97

Season
60 **Marc Mariani**, 2010
53 Darius Reynaud, 2012
53 Mel Gray, 1995
50 Mel Gray, 1996
50 Bobby Wade, 2006
45 Bobby Jancik, 1963
43 Pacman Jones, 2005
42 Mike Archie, 1998
42 Derrick Mason, 2000

Game
8 Bobby Jancik, vs. Boston,12/8/63
8 Bobby Jancik, @ Oakland, 12/22/63
8 Jason McAddley, vs. Denver, 12/25/04

Game, Opponent
8 Brian Baschnagel, Chicago,11/6/77
8 Antonio Chatman, @ Green Bay, 12/12/04
7 Bo Roberson, @ Oakland,12/22/63
7 Glyn Milburn, Denver, 11/26/95
7 David Dunn, @ Cincinnati, 9/24/95
7 Aveion Cason, @ Detroit, 11/27/08
7 Deji Karim, @ Jacksonville, 10/18/10

YARDS GAINED

Career
4,185 Bobby Jancik, 1962-67
3,496 Derrick Mason, 1997-2004
3,276 Carl Roaches,1980-84
2,902 Billy Johnson, 1974-80
2,592 Mel Gray, 1995-97

Season
1,530 **Marc Mariani**, 2010
1,317 Bobby Jancik, 1963
1,240 Darius Reynaud, 2012
1,224 Mel Gray, 1996
1,194 Bobby Wade, 2006

INDIVIDUAL RECORDS: KICKOFF RETURNS

1,183 Mel Gray, 1995
1,132 Derrick Mason, 2000
1,127 Pacman Jones, 2005

Game
240 Bobby Jancik, @ Oakland, 12/22/63
221 Bobby Jancik, vs. Boston, 12/8/63
209 **Leon Washington**, @ Denver, 12/8/13

Game, Opponent
185 Brian Baschnagel, Chicago, 11/6/77
178 Glyn Milburn, Denver, 11/26/95
168 Deji Karim, @ Jacksonville, 10/18/10
167 LaRod Stephens-Howling, Arizona, 11/29/09

Longest Kickoff Return (All TDs)
105 Darius Reynaud, vs. Detroit, 9/23/12
104 Ken Hall, @ N.Y. Titans, l0/23/60
103 Bob Gresham, @ Cincinnati, 9/23/73
101 Derrick Mason, @ Cincinnati, 11/18/01
100 **Marc Mariani** (16 yards) & **Tommie Campbell** (84 yards), vs. Tampa Bay, 11/27/11
98 **Marc Mariani**, vs. Denver, 10/3/10
97 Carl Roaches, vs. Pittsburgh, 9/18/83
96 Carl Roaches, vs. Cincinnati, 10/4/81

Longest Kickoff Return, Opponent (All TDs)
101 Eric Metcalf, Cleveland, 12/9/90
100 Art Baker, @ Buffalo, 9/9/62
100 Goldie Sellers, @ Denver, 10/2/66
99 Tremain Mack, @ Cincinnati, 11/14/99
99 LaRod Stephens-Howling, Arizona, 11/29/09
98 Alvis Whitted, Jacksonville, 12/26/99
97 Marc Logan, Miami, 10/1/89

AVERAGE YARDAGE

Career (75 returns)
26.5 Bobby Jancik, 1962-67
24.8 **Marc Mariani**, 2010-11
24.0 Billy Johnson, 1974-80
23.4 Mel Gray, 1995-97
22.4 Derrick Mason, 1997-2004
21.8 Carl Roaches, 1980-84

Season
31.3 Ken Hall, 1960
30.3 Bobby Jancik, 1962

TOUCHDOWNS

Career
2 Billy Johnson, 1974-80
2 Carl Roaches, 1980-84

Season
1 16 times, last by Darius Reynaud, 2012

Game
1 16 times, last by Darius Reynaud, vs. Detroit, 9/23/12

Game, Opponent
1 11 times, last by Brad Smith, @ Buffalo, 10/21/12

INDIVIDUAL RECORDS: COMBINED YARDS

Combined Yards = Rushing + Receiving + Interception Returns + Kickoff Returns + Punt Returns + Fumble Returns

Career
12,153 Eddie George, 1996-03 (10,009 rushing, 2,144 receiving)
11,202 Derrick Mason, 1997-2004 (6,114 rec., 3,496 KO returns, 1,590 PR, 2 rushing)
9,985 Chris Johnson, 2008-2013 (7,966 rushing, 2,003 receiving, 17 KO returns)
9,292 Earl Campbell, 1978-84 (8,574 rushing, 718 receiving)
8,704 Ernest Givins, 1986-94 (7,935 receiving, 397 PR, 345 rushing, 27 KO returns)
7,500 Drew Hill, 1985-91 (1 rushing, 7,477 receiving, 22 KO returns)
7,421 Ken Burrough, 1971-81 (6,907 receiving, 455 KO returns, 59 rushing)

Season
2,690 Derrick Mason, 2000 (1 rushing, 895 receiving, 1,132 kickoff returns, 662 punt returns)
2,509 Chris Johnson, 2009 (2,006 rushing, 503 receiving)
2,043 Billy Cannon, 1961, (948 rushing, 586 receiving, 70 punt returns, 439 kickoff returns)
2,004 Derrick Mason, 2001, (1,128 receiving, 748 kick returns, 128 punt returns)
1,981 Earl Campbell, 1980, (1,934 rushing, 47 rec.)
1,962 Eddie George, 2000 (1,509 rushing, 453 rec.)

Game
373 Billy Cannon, @ N.Y. Titans, 12/10/61

INDIVIDUAL RECORDS: YARDS FROM SCRIMMAGE

Scrimmage Yards = Rushing + Receiving

Career
12,153 Eddie George, 1996-2003 (10,009 rushing, 2,144 receiving)
9,968 Chris Johnson, 2008-2013 (7,966 rushing, 2,003 receiving)
9,292 Earl Campbell, 1978-1984 (8,574 rushing, 718 receiving)
8,280 Ernest Givins, 1986-1994 (345 rushing, 7,935 receiving)
7,478 Drew Hill, 1985-1991 (1 rushing, 7,477 receiving)

Season
*2,509 Chris Johnson, 2009 (2,006 rushing, 503 receiving)
1,981 Earl Campbell, 1980 (1,934 rushing, 47 receiving)
1,962 Eddie George, 2000 (1,509 rushing, 453 receiving)
* Denotes NFL Record

Game
330 Billy Cannon, @ N.Y. Titans, 12/10/61
284 Chris Johnson, vs. Houston, 9/20/09
249 Eddie George, vs. Oakland, 12/9/99

INDIVIDUAL RECORDS: INTERCEPTIONS

Most Seasons Leading Team
5 Darryll Lewis, 1991-98
4 Samari Rolle, 1998-04
4 **Michael Griffin**, 2008, 2010-12
3 Jim Norton, 1960-68

Most Consecutive Seasons Leading Team
5 Darryll Lewis, 1994-98

Career
45 Jim Norton, 1960-68
31 Cris Dishman, 1988-96
30 Freddy Glick, 1961-66
27 Tony Banfield, 1960-65
27 W.K. Hicks, 1964-69
27 Darryll Lewis, 1991-98
26 Mike Reinfeldt, 1976-83
25 Ken Houston, 1967-72
24 Zeke Moore, 1967-77
23 Willie Alexander, 1971-79
23 Samari Rolle, 1998-2004

Season
12 Freddy Glick, 1963
12 Mike Reinfeldt, 1979
10 Miller Farr, 1967

Game
3 Eight players, last by Keith Bulluck, @ New Orleans, 9/24/07

Game, Opponent
4 Bobby Hunt, @ Kansas City, 10/4/64
3 8 times, last by Glover Quin, @ Houston, 11/28/10

Consecutive Games Intercepted By
5 Pete Jaquess, 1964
4 Freddy Glick, 1963
4 Jim Norton, 1967
4 Miller Farr, 1967
4 Cris Dishman, 1991, 1993
4 Bo Orlando, 1991
4 **Michael Griffin**, 2010

YARDS GAINED

Career
650 Ken Houston, 1967-72
592 Jim Norton, 1960-68
540 Darryll Lewis, 1991-98
457 W.K. Hicks, 1964-69

Season
264 Miller Farr, 1967
220 Ken Houston, 1971
205 Mike Reinfeldt, 1979

Game
128 Miller Farr, @ N.Y. Jets, 10/15/67
115 **Michael Griffin**, vs. Pittsburgh, 12/21/08
109 **Zach Brown**, vs. Jacksonville, 12/30/12

Game, Opponent
177 Charlie McNeil, @ San Diego, 9/24/61
108 Bobby Hunt, @ Kansas City, 10/4/64
100 Rod Woodson, @ Oakland, 9/29/02

Longest Interception Returns (All TDs)
99 Cortland Finnegan, vs. Houston, 9/21/08
98 Pete Jaquess, @ Oakland, 9/19/64
98 Darryll Lewis, @ Chicago, 10/22/95
97 Jordan Babineaux, @ Cleveland, 10/2/11
95 Willie Alexander, @ Green Bay, 9/25/77

Longest Interception Returns, Opponent (All TDs)
98 Bob Suci, @ Boston, 11/1/63
95 Marlon McCree, @ Houston, 12/21/03
91 Booker Edgerson, @ Buffalo, 11/1/64
86 Glen Edwards, Pittsburgh, 9/30/73
85 Adam Archuleta, @ St. Louis, 9/25/05
82 Rod Woodson, @ Oakland, 9/29/02

TOUCHDOWNS

Career
9 Ken Houston, 1967-72
5 Miller Farr, 1967-69
5 Darryll Lewis, 1991-98

Season
4 Ken Houston, 1971

Game
2 **Zach Brown**, vs. Jacksonville, 12/30/12
2 Miller Farr, vs. Buffalo, 12/7/68
2 Ken Houston, vs. San Diego, 12/19/71

Game, Opponent
2 Lemar Parrish, Cincinnati, 12/17/72
1 many times, last by Antoine Cason vs. Arizona, 12/15/13

INDIVIDUAL RECORDS: SACKS

Career
105 Elvin Bethea, 1968-83
74.5 Ray Childress, 1985-95
66 Jesse Baker, 1979-87

Season
17 Elvin Bethea, 1973
15.5 Jesse Baker, 1979
15 William Fuller, 1991
14.5 Jevon Kearse, 1999

Game
4 Ed Hussmann, vs. Dallas, 11/4/62
4 Ed Hussmann, vs. N.Y. Jets, 11/14/62
4 Elvin Bethea, @ San Diego, 10/17/76
4 Jesse Baker, vs. Kansas City, 9/16/79
4 William Fuller, vs. Pittsburgh, 11/28/93
3.5 Jason Jones, vs. Pittsburgh, 12/21/08
3 34 times, last by Kyle Vanden Bosch, vs. NY Jets, 12/23/07

Consecutive Games, One or More Sacks
8 Curley Culp, 1974-75
8 Jevon Kearse, 1999
7 Sean Jones, 1990
6 Jessie Baker, 1979
6 Jessie Baker, 1981-82
6 Jevon Kearse, 2003
5 William Fuller, 1991

Most Games with Two or More Sacks, Career
26 Elvin Bethea, 1968-83
13 Jessie Baker, 1979-87
13 Ray Childress, 1985-95
12 Sean Jones, 1988-93
9 Jevon Kearse, 1999-2003

INDIVIDUAL RECORDS: FUMBLE RETURNS

Opponents' Fumble Returned for TD's, Career
- 4 Keith Bulluck, 2000-08
- 3 Doug Cline, 1960-66
- 3 Marcus Robertson, 1991-99
- 2 Johnny Peacock, 1969-70
- 2 Robert Lyles, 1984-90
- 2 Ray Childress, 1985-93
- 2 Cris Dishman, 1988-93
- 2 Antwan Odom, 2004-07

Opponents' Fumble Returned for TD's, Season
- 2 Doug Cline, 1961
- 2 Marcus Robertson, 1997
- 2 Antwan Odom, 2005

Opponents' Fumble Returned for TD's, Game
- 1 52 times, last by **Jason McCourty**, at Seattle, 10/13/13

Longest Fumble Return (All TDs)
- 96 C.L. Whittington, @ New Orleans, 10/3/76
- 93 Robert Lyles, @ Cincinnati, 10/19/86
- 92 Cortland Finnegan, vs. Jacksonville, 12/17/06

INDIVIDUAL RECORDS: BLOCKED KICKS

Blocked Punts Returned for Touchdowns, Career
- 2 Cris Dishman, 1988-96

Blocked Punts Returned for Touchdowns, Game
- 1 13 times, last by **Jason McCourty**, vs. Indianapolis, 10/30/11

Blocked Field Goals Returned for Touchdowns, Game
- 1 Mark Johnston, 62 yards (11/26/61 vs. Denver)
- 1 Tony Banfield, 50 yards (12/9/62 vs. Oak.)
- 1 Ken Houston, 71 yards (10/15/67 @ N.Y. Jets)
- 1 Donald Mitchell, 69 yards (10/21/01 @ Detroit)

Blocked Field Goal, Last Time
- 1 **Bernard Pollard** vs. San Diego, 9/22/13

Blocked Punt, Last time
- 1 Tim Shaw vs. Pittsburgh, 10/11/12

TEAM RECORDS: GAMES WON & LOST

GAMES WON

Most Consecutive Games Won
- 13 (Dec. 16, 2007-Nov. 16, 2008)
- 11 (Oct. 17, 1993-Jan. 2, 1994)

Most Consecutive Games Without Defeat
- 13 (Dec. 16, 2007-Nov. 16, 2008)
- 11 (Oct. 13, 1961-Sept. 9, 1962)
- 11 (Oct. 17, 1993-Jan. 2, 1994)

Most Games Won, Season
- 13 (1999, 2000, 2008)
- 12 (1993, 2003)
- 11 (1962, 1979, 1980, 1991, 2002)

Most Consecutive Games Won, Season
- 11 (Oct. 17, 1993-Jan. 2, 1994)

Most Consecutive Games Won, Start of Season
- 10 (Sept. 7-Nov. 16, 2008)
- 3 (Sept. 12-Sept. 26, 1999)

Most Consecutive Games Won, End of Season
- 11 (Oct. 17, 1993-Jan. 2, 1994)

Most Consecutive Games Without Defeat, Season
- 11 (Oct. 17, 1993-Jan. 2, 1994)

Most Consecutive Games w/out Defeat, Start of Season
- 10 (Sept. 7-Nov. 16, 2008)
- 3 (Sept. 12-Sept. 26, 1999)
- 3 (Sept. 1-Sept. 16, 1991)

Most Consecutive Games w/out Defeat, End of Season
- 11 (Oct. 17, 1993-Jan. 2, 1994)

Most Home Games Won, Season
- 8 (1999)
- 7 (1988, 1991, 1993, 2000, 2003, 2008)

Most Consecutive Home Games Won
- 12 (Sept. 12, 1999-Nov. 5, 2000)
- 10 (Oct. 6, 2002-Nov. 16, 2003)
- 9 (Dec. 6, 1987-Nov. 20, 1988)
- 9 (Nov. 26, 1990-Nov. 17, 1991)

Most Consecutive Home Games Without Defeat
- 12 (Sept. 12, 1999-Nov. 5, 2000)
- 10 (Oct. 6, 2002-Nov. 16, 2003)
- 9 (Dec. 6, 1987-Nov. 20, 1988)
- 9 (Nov. 26, 1990-Nov. 17, 1991)

Most Road Games Won, Season
- 6 (1996, 2000, 2008)

Most Consecutive Road Games Won
- 8 (Dec. 16, 2007-Nov. 27, 2008)
- 5 (Oct. 29, 1961-Sept. 9, 1962)
- 5 (Oct. 17-Dec. 25, 1993)
- 5 (Nov. 19, 2006-Sept. 24, 2007)

Most Consecutive Road Games Without Defeat
- 8 (Dec. 16, 2007-Nov. 27, 2008)
- 6 (Oct. 13, 1961-Sept. 9, 1962)

Most Shutout Games Won or Tied, Season
- 2 (1966, 1977, 1993)

Overtime Wins, Regular Season
- 30-27 (@ Cincinnati, 9/23/79)
- 27-24 (vs. N.Y. Jets, 10/28/79)

TEAM RECORDS: GAMES WON & LOST

23-20 (vs. Pittsburgh, 12/2/84)
17-14 (@ Indianapolis, 9/4/88)
26-23 (vs. Dallas, 11/10/91)
23-20 (vs. Kansas City, 9/20/92)
30-27 (@ Cincinnati, 10/6/96)
24-21 (vs. Oakland, 8/31/97)
17-14 (vs. Kansas City, 9/10/00)
31-28 (vs. Tampa Bay, 10/14/01)
32-29 (@ N.Y. Giants, 12/1/02)
26-20 (@ Houston, 12/10/06)
19-16 (vs. Green Bay, 11/2/08)
27-24 (vs. Miami, 12/20/09)
44-41 (vs. Detroit, 9/23/12)

GAMES LOST

Most Consecutive Games Lost
18 (Oct. 9, 1972-Oct. 28, 1973)

Most Consecutive Games Without a Victory
18 (Oct. 9, 1972-Oct. 28, 1973)

Most Games Lost, Season
14 (1983, 1994)

Most Consecutive Games Lost, Season
11 (Oct. 9-Dec. 17, 1972)

Most Consecutive Games Lost, Start of Season
10 (Sept. 4-Nov. 6, 1983)

Most Consecutive Games Lost, End of Season
11 (Oct. 9-Dec. 17, 1972)

Most Consecutive Games Without Victory, Season
11 (Oct. 9-Dec. 17, 1972)

Most Consecutive Games Without Victory, Start of Season
10 (Sept. 4-Nov. 6, 1983)

Most Consecutive Games Without Victory, End of Season
11 (Oct. 9-Dec. 17, 1972)

Most Consecutive Home Games Lost
13 (Oct. 9, 1972-Dec. 16, 1973)

Most Consecutive Home Games Without Victory
13 (Oct. 9, 1972-Dec. 16, 1973)

Most Consecutive Road Games Lost
23 (Sept. 27, 1981-Nov. 4, 1984)

Most Consecutive Road Games Without Victory
23 (Sept. 27, 1981-Nov. 4, 1984)

Most Shutout Games Lost or Tied, Season
2 (1972, 1985)

TIE GAMES

Ties
31-31 (@ Boston, 10/13/61)
28-28 (@ N.Y. Jets, 10/15/67)
31-31 (vs. Cincinnati, 11/9/69)
20-20 (@ Denver, 11/16/69)
31-31 (@ San Diego, 10/25/70)
13-13 (vs. New Orleans, 10/3/71)

Most Tie Games, Season
2 (1969)

TEAM RECORDS: SCORING

Most Points, Season
513 (1961)
435 (2003)
424 (1988)

Fewest Points, Season
136 (1982, nine games)
199 (1967)

Most Points, Game
58 (vs. Cleveland, 12/9/90)
56 (vs. N.Y. Titans, 10/14/62)

Most Points, Both Teams, Game
101 (Oakland 52, Oilers 49, @ Oakland, 12/22/63)
88 (Buffalo 47, Oilers 41, @ Houston, 9/24/89)

Fewest Points, Game
0 (19 times, last @ Houston, 11/28/10)

Fewest Points, Both Teams, Game
6 (Oilers 6, Pittsburgh 0, @ Houston, 12/4/80)

Most Points, Shutout Victory, Game
55 (Oilers vs. Oakland, 9/9/61)

Fewest Points, Shutout Victory, Game
6 (Oilers vs. Pittsburgh, 12/4/80)

Largest Margin of Victory, Game
55 (Oilers 55, Oakland 0, @ Houston, 9/9/61)

Largest Margin of Defeat, Game
59 (Titans 0 at New England 59, 10/18/09)
54 (Oilers 7 at Cincinnati 61, 12/17/89)

Smallest Margin of Victory, Game
1 (10 times, last Titans 35, Bills 34, @ Buf., 10/21/12)

Smallest Margin of Defeat, Game
1 (18 times, last Houston 13, Titans 12, @ Hou., 12/14/08)

Most Points Overcome to Win Game
23 (Oilers @ New England, 11/12/78)

Most Points, One Half
45 (vs. Cleveland, 12/9/90)

Most Points, First Quarter
24 (@ Indianapolis, 12/5/04)
21 (vs. Houston, 12/19/10)
21 (@ Detroit, 11/27/08)
21 (vs. St. Louis, 10/31/99)

Most Points, Second Quarter
31 (vs. Cleveland, 12/9/90)

Most Points, Third Quarter
28 (twice, last vs. San Diego, 12/19/71)

Most Points, Fourth Quarter
27 (vs. Philadelphia, 10/24/10)
24 (vs. Denver, 11/26/61)
24 (vs. N.Y. Giants, 11/26/06)
24 (vs. Buffalo, 11/15/09)

Most Consecutive Games Scoring
160 (Nov. 14, 1999 - Dec. 21, 2008)
155 (Dec. 3, 1989 – Oct. 31, 1999)
121 (1977-85)

TOUCHDOWNS

Most Touchdowns, Season
66 (1961)

Fewest Touchdowns, Season
18 (1967)

Most Touchdowns, Game
8 (Oilers vs. N.Y. Titans, 10/14/62; Oilers vs. Clev., 12/9/90)

Most Touchdowns, Both Teams, Game
14 (Oilers 7, Oakland 7, @ Oakland, 12/22/63)

POINTS AFTER TOUCHDOWN

Most PATs, Season
65 (1961)

Most PATs, Game
8 (Oilers vs. N.Y. Titans, 10/14/62)
7 (four times, last vs. Cleveland, 12/9/90)

TEAM RECORDS: SCORING

Most PATs, Both Teams, Game
14 (Oilers 7, Oakland 7, @ Oakland, 12/22/63)

TWO-POINT CONVERSIONS

Most Two-Point Conversions, Season
4 (1994)

Most Two-Point Conversions, Opponent, Season
4 (1999)
4 (1998)

Most Two-Point Conversions, Game
2 (vs. N.Y. Jets, 9/10/06)
1 (24 times, last vs. Chicago, 11/4/12)

Most Two-Point Conversions, Opponent, Game
3 (@ Pittsburgh, 11/1/98)

Most Two-Point Conversion Attempts, Season
7 (1994)

Most Two-Point Conversion Attempts, Opp., Season
6 (1999)

FIELD GOALS

Most Field Goals Attempted, Season
40 (1969)
39 (2007)
38 (1996)
37 (1989)

Most Field Goals Attempted, Game
8 (at Houston, 10/21/07)
6 (four times, last vs. Atlanta, 12/5/93)

Most Field Goals Attempted, Both Teams, Game
10 (Buffalo 7, @ Oilers 3, 12/5/65)
9 (Tennessee 6, @ New England 3, 10/5/03)
9 (Washington 6, @ Tennessee 3, 11/21/10)
9 (Detroit 4, @ Tennessee 5, 9/23/12)
9 (Tennessee 3, @ Oakland 6, 11/24/13)
8 (Tennessee 3, @ Buffalo 5, 12/24/06)
8 (Tennessee 8, @ Houston 0, 10/21/07)
8 (Green Bay 3, @ Tennessee 5, 11/2/08)
8 (Pittsburgh 4, @Tennessee 4, 10/11/12)
7 (many times, last Titans 5, Ravens 2, 9/18/11)

Most Field Goals, Season
36 (1998)
35 (2007)
32 (1996)
29 (1993, 2008, 2011)

Fewest Field Goals, Season
8 (1968)

Most Field Goals, Game
8 (@ Houston, 10/21/07)
5 (vs. Miami, 9/28/69; @Philadelphia, 12/3/00)

Most Field Goals, Both Teams, Game
8 (Tennessee 3, @ Buffalo 5, 12/24/06)
8 (Tennessee 8, @ Houston 0, 10/21/07)
7 (15 times, last Tennessee 3, @ Oakland 4, 11/24/13)

TEAM RECORDS: FIRST DOWNS

Most First Downs, Season
376 (1990)

Fewest First Downs, Season
138 (1982, nine games)
199 (1976)

Most First Downs, Game
34 (vs. Cleveland, 12/9/90)

Fewest First Downs, Game
4 (at Cleveland, 10/21/73)
5 (vs. Jacksonville, 12/17/06)

Most First Downs, Both Teams, Game
57 (Tennessee 21, Detroit 36, @ Tennessee, 9/23/12, OT)
56 (Tennessee 32, Arizona 24, @ Tennessee, 12/15/13, OT)
56 (Houston 33, Buffalo 23, @ Houston, 9/24/89, OT)
55 (Tennessee 31, NYG 24, @ New York, 12/1/02, OT)

Most First Downs Rushing, Season
155 (1980)

Fewest First Downs Rushing, Season
52 (1982, nine games)
62 (1971)

Most First Downs Rushing, Game
17 (twice, last at Green Bay, 12/14/80)

Fewest First Downs Rushing, Game
0 (four times, last at Boston, 11/1/63)

Most First Downs Passing, Season
251 (1990)

Fewest First Downs Passing, Season
81 (1982, nine games)
86 (1967)

Most First Downs Passing, Game
28 (@ Oakland, 12/19/04)

Fewest First Downs Passing, Game
0 (twice, last @ Buffalo, 11/10/85)

Most First Downs By Penalty, Season
36 (2013)
30 (1989)

Fewest First Downs By Penalty, Season
5 (1982, nine games)
10 (1967)

Most First Downs By Penalty, Game
7 (@ Atlanta, 9/9/90)

TEAM RECORDS: NET YARDS GAINED

Most Yards Gained, Season
6,288 (1961)
6,222 (1990)

Fewest Yards Gained, Season
2,373 (1982, nine games)
3,191 (1972)

Most Yards Gained, Game
583 (vs. Dallas, 11/10/91, overtime)

Fewest Yards Gained, Game
81 (vs. Dallas, 11/24/74)

TEAM RECORDS: RUSHING

Most Rushing Attempts, Season
616 (1979)
605 (1978)

Fewest Rushing Attempts, Season
225 (1982, nine games)
324 (1965)

Most Rushing Attempts, Game
56 (vs. San Diego, 9/28/75)
55 (vs. Oakland, 9/9/61)

Fewest Rushing Attempts, Game
7 (vs. N.Y. Giants, 12/8/85)
9 (vs. Cincinnati, 10/24/76)
10 (@ San Diego, 9/16/12)

Most Yards Gained Rushing, Season
2,635 (1980)
2,592 (2009)
2,571 (1979)

Fewest Yards Gained Rushing, Season
799 (1982, nine games)
1,106 (1971)

Most Yards Gained Rushing, Game
332 (@ Kansas City, 10/19/08)
305 (vs. Jacksonville, 11/1/09)
296 (vs. Kansas City, 11/27/77)
292 (@ Detroit, 11/27/08)

Fewest Yards Gained Rushing, Game
19 (twice, last vs. San Diego, 12/12/65)

Highest Average Gain Rushing, Season
5.2 (2009)
4.7 (2006)
4.6 (twice, last in 1992)

Most Touchdowns Rushing, Season
26 (1988)

Fewest Touchdowns Rushing, Season
5 (1982, nine games)
6 (1976)

Most Touchdowns Rushing, Game
5 (vs. L.A. Chargers, 9/18/60)

Fewest Touchdowns Rushing, Game
0 (many times, last vs. Arizona, 12/15/13)

TEAM RECORDS: PASSING

Most Passes Attempted, Season
667 (1991)

Fewest Passes Attempted, Season
287 (1982, nine games)
333 (1967)

Most Passes Attempted, Game
68 (@ Buffalo, 11/1/64 — 37 completed)
61 (vs. Oakland, 11/7/65 — 27 completed)
61 (@ Oakland, 12/19/04 — 40 completed)

Fewest Passes Attempted, Game
6 (vs. Cincinnati, 10/4/81)

Most Passes Attempted, Both Teams
98 (Titans 61, Oakland 37, @ Oakland, 12/19/04)
97 (Oilers 44, Denver 53, @ Houston, 12/2/62)
97 (Titans 42, Detroit 55, @ Tennessee, 9/23/12)

Most Passes Completed, Season
411 (1991)

Fewest Passes Completed, Season
144 (1967)

Most Passes Completed, Game
41 (vs. Dallas, 11/10/91 — overtime)

Fewest Passes Completed, Game
1 (vs. Cincinnati, 10/4/81)

Most Yards Gained Passing, Season
4,805 (1990)

Fewest Yards Gained Passing, Season
1,381 (1967)

Most Yards Gained Passing, Game
527 (@ Kansas City, 12/16/90)

Fewest Yards Gained Passing, Game
-7 (@ New England, 10/18/09)

Most Times Sacked, Season
65 (1994)
58 (1985)

Fewest Times Sacked, Season
11 (1962)
12 (2008)

Most Times Sacked, Game
12 (vs. Dallas, 9/29/85)

Most Times Sacked, Both Teams, Game
14 (Oilers 12, Dallas 2, @ Houston, 9/29/85)

Most Touchdowns Passing, Season
48 (1961)

Fewest Touchdowns Passing, Season
9 (2007)

TEAM RECORDS: PASSING

Most Touchdowns Passing, Game
7 (twice, last vs. N.Y. Titans, 10/14/62)

Fewest Touchdowns Passing, Game
0 (many times, last vs. Houston, 12/29/13)

Most Touchdowns Passing, Both Teams, Game
11 (Oilers 5, Oakland 6, @ Oakland, 12/22/63)

Most Passes Had Intercepted, Season
48 (1962)*

Fewest Passes Had Intercepted, Season
9 (2003, 2008)
10 (1998)

Most Passes Had Intercepted, Game
6 (six times, last @ Cleveland, 11/30/86)

TEAM RECORDS: PUNTING

Most Punts, Season
96 (1994)
93 (1979)

Fewest Punts, Season
34 (1990)

Most Punts, Game
11 (three times, last @ Pittsburgh, 12/3/95)

Fewest Punts, Game
0 (five times, last vs. Cincinnati, 10/27/91)

Highest Average Distance, Punting, Season
47.2 (1998)
45.3 (1993)
45.2 (1992)

Highest Average Distance, Punting, Game
59.2 (vs. Buffalo, 12/27/92)

Highest Net Average, Punting, Season
39.4 (2012)
39.4 (2011)
39.2 (1998)
39.2 (2013)

TEAM RECORDS: PUNT RETURNS & KICKOFF RETURNS

PUNT RETURNS

Most Punt Returns, Season
53 (2000)
52 (1968)

Fewest Punt Returns, Season
15 (1960)

Most Punt Returns, Game
10 (vs. Tampa Bay, 9/12/76)

Most Yards, Punt Returns, Season
671 (2000)
620 (1975)

Fewest Yards, Punt Returns, Season
104 (1982, 9 games)
118 (1961)

Highest Average, Punt Returns, Season
15.3 (2012)
15.0 (1977)

Most Touchdowns, Punt Returns, Season
3 (1975, 2006 and 2012)

Most Touchdowns, Punt Returns, Game
2 (vs. Jacksonville, 12/30/12)
1 (19 times, last vs. Detroit, 9/23/12)

KICKOFF RETURNS

Most Kickoff Returns, Season
83 (1983)

Fewest Kickoff Returns, Season
31 (1993)
32 (2011)
43 (1961)

Most Kickoff Returns, Game
10 (twice, last at Cincinnati, 12/17/89)

Most Yards, Kickoff Returns, Season
1,835 (2006)
1,721 (1981)

Fewest Yards, Kickoff Returns, Season
589 (1993)
832 (2011)
835 (1991)

Highest Average, Kickoff Returns, Season
26.1 (2000)
26.0 (2011)
25.9 (1962)

Most Touchdowns, Kickoff Returns, Season
2 (three times, last in 1983)

Most Touchdowns, Kickoff Returns, Game
1 (16 times, last vs. Detroit, 9/23/12)

TEAM RECORDS: FUMBLES

Most Fumbles, Season
42 (1994)
41 (1985)

Fewest Fumbles, Season
14 (1982, nine games)
17 (1962, 1999 and 2011)

Most Fumbles, Game
8 (@ Pittsburgh, 12/9/73)

Most Fumbles Lost, Season
25 (1994)

Fewest Fumbles Lost, Season
7 (1967 and 2006)
8 (2008 and 2011)

Most Fumbles Lost, Game
5 (twice, last vs. Philadelphia, 12/2/91)

Most Opponents' Fumbles Recovered, Season
28 (1977)

Most Opponents' Fumbles Recovered, Game
7 (@ Kansas City, 10/12/69)

Fewest Opponents' Fumbles Recovered, Season
5 (2012)
7 (2009)
8 (three times, last in 2010)

TEAM RECORDS: PENALTIES

Fewest Penalties, Season
52 (1982, nine games)
58 (1963)

Most Penalties, Season
148 (1989)

Fewest Penalties, Game
0 (vs. Jacksonville, 12/24/11)
0 (@ Cincinnati, 10/29/72)
0 (@ Buffalo, 11/1/64)
0 (vs. Kansas City, 10/27/63)
0 (vs. Oakland, 12/9/62)

Most Penalties, Game
18 (@ Jacksonville, 1/1/06)

Fewest Yards Penalized, Season
424 (1982, nine games)

Most Yards Penalized, Season
1,150 (twice, last in 1988)

Most Yards Penalized, Game
212 (vs. Baltimore, 10/10/99)

TEAM RECORDS: DEFENSE

SCORING

Fewest Points Allowed, Season
191 (2000)
199 (1967)
226 (1975)

Most Points Allowed, Season
471 (2012)
460 (1983)
447 (1973)

Fewest Points Allowed, Game
0 (15 times, last vs. Dallas, 12/25/00)

Most Points Allowed, Game
61 (twice, last @ Cincinnati, 12/17/89)

Fewest Touchdowns Allowed, Season
18 (1967)

Most Touchdowns Allowed, Season
55 (2012)
53 (1983)

FIRST DOWNS

Fewest First Downs Allowed, Season
183 (1969)

Most First Downs Allowed, Season
358 (2012)
356 (1985)
356 (2010)

Fewest First Downs Allowed, Rushing, Season
62 (2000)

Most First Downs Allowed, Rushing, Season
147 (1972)

Fewest First Downs Allowed, Passing, Season
89 (1976)

Most First Downs Allowed, Passing, Season
214 (2010)
210 (2012)
210 (2009)
197 (2002)

Fewest First Downs Allowed, Penalty, Season
13 (twice, last in 1969)

Most First Downs Allowed, Penalty, Season
48 (1985)

NET YARDS

Fewest Yards Allowed, Season
3,375 (1968)

Most Yards Allowed, Season
6,155 (1985)

Fewest Yards Allowed, Game
26 (vs. Denver, 9/3/66)

Most Yards Allowed, Game
619 (@ New England, 10/18/09)
584 (@ Cincinnati, 12/17/89)
583 (vs. Detroit, OT, 9/23/12)

Fewest Total Plays Allowed, Season
610 (1982, nine games)
840 (1970)

TEAM RECORDS: DEFENSE

Most Total Plays Allowed, Season
1,139 (2010)
1,091 (1985)

Fewest Total Plays Allowed, Game
36 (vs. Denver, 9/3/66)

Most Total Plays Allowed, Game
92 (vs. Detroit, OT, 9/23/12)
91 (@ Philadelphia, 11/19/06)
91 (@ Denver, 12/8/13)
87 (@ Cleveland, 10/2/11)
86 (vs. Washington, 11/21/10)
85 (three times, last @ Cleveland, 11/30/86, OT)

RUSHING

Fewest Yards Allowed, Rushing, Season
1,027 (1960)

Most Yards Allowed, Rushing, Season
2,814 (1985)

Fewest Yards Allowed, Rushing, Game
-14 (@ Boston, 11/25/60)
4 (vs. Buffalo, 11/23/97)

Most Yards Allowed, Rushing, Game
398 (@ Dallas Texans, 10/1/61)
302 (vs. Kansas City, 10/24/65)

Fewest Touchdowns Allowed, Rushing, Season
5 (1996)

Most Touchdowns Allowed, Rushing, Season
27 (1984)

Fewest Attempts Allowed, Rushing, Season
298 (1982, nine games)
362 (1962)

Most Attempts Allowed, Rushing, Season
596 (1984)

Fewest Attempts Allowed, Rushing, Game
10 (@ Indianapolis, 12/30/07)
11 (vs. Miami, 10/1/89)

Most Attempts Allowed, Rushing, Game
56 (@ Dallas Texans, 10/1/61)

PASSING

Fewest Net Yards Allowed, Passing, Season
1,671 (1968)

Most Net Yards Allowed, Passing, Season
4,139 (2009)
4,084 (2001)

Fewest Net Yards Allowed, Passing, Game
-52 (vs. Cincinnati, 10/31/71)
-16 (vs. Chicago, 11/6/77)

Most Net Yards Allowed, Passing, Game
442 (vs. Detroit, OT, 9/23/12)
426 (@ New England, 10/18/09)
425 (@ Indianapolis, 12/5/04)
407 (@ Oakland, 12/22/63)
405 (vs. Buffalo, 10/11/64)

Fewest Touchdowns Allowed, Passing, Season
10 (1967, 2000)

Most Touchdowns Allowed, Passing, Season
35 (1966)

Fewest Attempts Allowed, Passing, Season
284 (1982, nine games)
324 (1972)

Most Attempts Allowed, Passing, Season
625 (2010)
604 (2009)
591 (2011)
582 (1993)

Fewest Attempts Allowed, Passing, Game
11 (@ Pittsburgh, 9/11/05)

Most Attempts Allowed, Passing, Game
61 (@ Cleveland, 10/2/11)
59 (@ Denver, 12/8/13)
57 (@ Pittsburgh, 12/19/93)

Fewest Completions Allowed, Season
158 (1968)

Most Completions Allowed, Season
410 (2010)
404 (2009)
374 (2012)
369 (2011)
349 (2012)
349 (2007)
344 (2013)
342 (2008)
339 (2002)
335 (2006)

Fewest Completions Allowed, Game
2 (vs. Denver, 9/3/66)

Most Completions Allowed, Game
43 (vs. Detroit, OT, 9/23/12)
40 (@ Cleveland, 10/2/11)
39 (@ Denver, 12/8/13)
38 (@ New England, 10/18/09)
37 (@ Indianapolis, 11/3/02)
36 (vs. Cleveland, 9/22/02)
36 (vs. Indianapolis, 10/11/09)
36 (vs. New Orleans, 12/11/11)
35 (vs. Denver, 12/20/64)
35 (vs. Denver, 10/3/10)
35 (vs. Houston, 12/19/10)

SACKS

Most Sacks, Season
55 (2000)
54 (1999)
52 (1993)
51 (1979)

Fewest Sacks, Season
21 (1966)

Most Sacks, Game
9 vs. N.Y. Titans, 10/14/62
9 vs. Cin., 10/31/71
8 at San Diego, 10/17/76
8 at Buffalo, 11/10/85
8 at Cincinnati, 9/12/82

INTERCEPTIONS

Most Interceptions, Season
36 (1963)

Fewest Interceptions, Season
3 (1982, nine games)*
6 (1972)

Most Interceptions, Game
6 (six times, last vs. Atlanta, 12/5/93)

Most Interceptions, Both Teams, Game
13 (Oilers 5, Denver 8, @ Houston, 12/2/62)

Most Yards Returning Interceptions, Season
676 (1962)

Most Yards Returning Interceptions, Game
245 (@ N.Y. Jets, 10/15/67)

Most TD's, Returning Interceptions, Season
7 (1967)

Most TD's, Returning Interceptions, Game
3 (vs. San Diego, 12/19/71)

PUNT RETURNS

Fewest Opponent Punt Returns, Season
20 (1961)
23 (1990)

Most Opponent Punt Returns, Season
64 (1979)
60 (twice, last in 1976)

Fewest Yards Allowed, Punt Returns, Season
144 (2005)
160 (2000)
186 (1990)

Most Yards Allowed, Punt Returns, Season
748 (1979)
668 (1976)

Lowest Average Allowed, Punt Returns, Season
4.5 (2005)
5.3 (1969)

Highest Average Allowed, Punt Returns, Season
13.9 (2002)
13.6 (1961)

TEAM RECORDS: DEFENSE

Most Touchdowns Allowed, Punt Returns, Season
3 (2002)
2 (1962, 1965)

KICKOFF RETURNS

Fewest Opponent Kickoff Returns, Season
26 (1982, nine games)
30 (2011)
32 (1970, 1986)

Most Opponent Kickoff Returns, Season
81 (2003)
78 (1995, 1996)
76 (1999, 2000)
74 (2002)
71 (1990, 1997, 2009)

Fewest Yards Allowed, Kickoff Returns, Season
564 (1982, nine games)
680 (2011)
695 (1986)

Most Yards Allowed, Kickoff Returns, Season
1,714 (2009)
1,675 (1996)
1,596 (1999)
1,587 (2000)
1,528 (1997)

Lowest Average Allowed, Kickoff Returns, Season
15.7 (1992)

Highest Average Allowed, Kickoff Returns, Season
26.1 (2012)
25.0 (2008)
24.9 (1985, 2001)

Most Touchdowns Allowed, Kickoff Returns, Season
2 (1966, 1999)

PUNTING

Most Punts Forced, Season
105 (2000)
96 (1976)

Fewest Punts Forced, Season
38 (1982, 9 games)
56 (1964, 1989)

Most Punts Forced, Game
11 (five times, last vs. Pittsburgh, 11/6/94)

Fewest Punts Forced, Game
0 4 times (11/12/78 at New England; 11/5/95 at Cleveland; 12/5/04 at Indianapolis; 9/26/10 at N.Y. Giants)

Lowest Punting Average Allowed (Gross), Season
37.1 (1960)

* Denotes League Record

ALL-TIME TWO-POINT CONVERSIONS

TITANS

1994 Oilers: 4-7		Run 0-0, Pass 4-7
9/4/94 vs. Ind	Bucky Richardson to Reggie Brown	Good
	Bucky Richardson to Haywood Jeffries	NG
10/13/94 vs. Cle	Billy Joe Tolliver to Haywood Jeffries	Good
12/11/94 vs. Sea	Billy Joe Tolliver to Haywood Jeffries	Good
	Billy Joe Tolliver to Todd McNair	NG
12/18/94 vs. KC	Billy Joe Tolliver to Webster Slaughter	NG
12/24/94 vs. NYJ	Bucky Richardson to Haywood Jeffries	Good

1995 Oilers: 2-5		Run 2-3, Pass 0-2
10/8/95 vs. Min	Rodney Thomas run	Good
10/22/95 vs. Chi	Chris Chandler run	Good
11/12/95 vs. Cin	Will Furrer to Haywood Jeffires	NG
11/19/95 vs. KC	Rich Camarillo to Bruce Matthews	NG
12/24/95 vs. Buf	Rodney Thomas run	NG

1996 Oilers: 0-0	No Attempts
None	

1997 Oilers: 2-4		Run 1-3, Pass 1-1
8/31/97 vs. Oak	Eddie George Run	Good
9/28/97 vs. Pitt	Steve McNair to Frank Wycheck	Good
11/16/97 vs. Jax	Rodney Thomas run	NG
12/14/97 vs. Bal	Steve McNair run	NG

1998 Oilers: 1-4		Pass 0-0, Run 1-4
9/27/98 vs. Jax	Eddie George run	NG
10/11/98 vs. Bal	Eddie George run	NG
11/29/98 vs. Sea	Eddie George run	NG
12/20/98 vs. GB	Eddie George run	Good

1999 Titans: 1-3		Pass 1-1, Run 0-2
10/3/99 vs. SF	Eddie George run	NG
11/28/99 vs. Cle	Frank Wycheck run	NG
12/5/99 vs. Bal	Steve McNair to Jackie Harris	Good

2000 Titans: 0-0	No Attempts
None	

2001 Titans: 3-4		Pass 3-4, Run 0-0
10/14/01 vs. TB	Steve McNair to Kevin Dyson	Good
10/21/01 vs. Det	Steve McNair to Drew Bennett	Good
12/16/01 vs. GB	Steve McNair to Kevin Dyson	NG
	Steve McNair to Derrick Mason	Good

2002 Titans: 2-6		Pass 0-2, Run 2-4
9/8/02 vs. Phi	Steve McNair run	NG
	Eddie George run	Good
9/29/02 vs. Oak	Steve McNair to Derrick Mason	NG
	Steve McNair to Frank Wycheck	NG
	Eddie George Run	NG
12/1/02 vs. NYG	Steve McNair run	Good

2003 Titans: 3-4		Pass 1-2, Run 2-2
10/5/03 vs. NE	Steve McNair to Tyrone Calico	Good
12/7/03 vs. Ind	Steve McNair Run	Good
	Steve McNair to Derrick Mason	NG
12/14/03 vs. Buf	Robert Holcombe run	Good

2004 Titans: 1-2		Pass 0-1, Run 1-1
9/26/04 vs. Jax	Steve McNair to Derrick Mason	NG
11/21/04 vs. Jax	Steve McNair run	Good

2005 Titans: 0-1		Pass 0-1, Run 0-0
10/30/05 vs. Oak	Steve McNair to Chris Brown	NG

2006 Titans: 3-3		Run 2-2, Pass 1-1
9/10/06 vs. NYJ	Travis Henry run	Good
	Kerry Collins pass to Drew Bennett	Good
10/1/06 vs. Dal	Vince Young run	Good

ALL-TIME TWO-POINT CONVERSIONS

TITANS

2007 Titans: 0-0 — **No Attempts**
None

2008 Titans: 1-1 — **Run 0-0, Pass 1-1**

10/27/08 vs. Ind	Kerry Collins pass to Ahmard Hall	Good

2009 Titans: 1-2 — **Run 1-1, Pass 0-1**

10/4/09 at Jax	Kerry Collins pass to Nate Washington	NG
	Chris Johnson run	Good

2010 Titans: 1-2 — **Run 0-0, Pass 1-2**

9/19/10 vs. Pit	Kerry Collins pass to Kenny Britt	Good
10/31/10 at SD	Vince Young pass incomplete to Chris Johnson	NG

2011 Titans: 0-0 — **No Attempts**
None

2012 Titans: 1-1 — **Run 0-0, Pass 1-1**

11/4/12 vs. Chi	Matt Hasselbeck pass to Kenny Britt	Good

2013 Titans: 0-0 — **No Attempts**
None

Titans Overall Two-Point Statistics: 26-49 (53.1%)

OPPONENTS

1994 Opponents: 2-2 — **Run 2-2, Pass 0-0**

10/13/94 vs. Cle	Tom Tupa Run	Good
12/4/94 vs. Ari	Ronald Moore Run	Good

1995 Opponents: 0-2 — **Run 0-0, Pass 0-2**

11/26/95 vs. Den	John Elway to Shannon Sharpe	NG
12/17/95 vs. NYJ	Boomer Esiason to Fred Baxter	NG

1996 Opponents: 1-3 — **Run 1-1, Pass 0-2**

9/15/96 vs. Bal	Vinny Testaverde pass	NG
11/10/96 at NO	Michael Haynes run	Good
10/13/96 at Atl	Bobby Hebert pass to Roell Preston	NG

1997 Opponents: 0-1 — **Run 0-0, Pass 0-1**

10/5/97 vs. Sea	Rick Tuten (kicking form.) bad snap, inc. pass	NG

1998 Opponents: 4-5 — **Run 0-0, Pass 4-5**

11/1/98 vs. Pit	Kordell Stewart to Charles Johnson	Good
	Mike Tomczak to Charles Johnson	Good
	Mike Tomczak to Will Blackwell	Good
11/8/98 vs. TB	Trent Dilfer to Bert Emanuel	NG
12/26/98 vs. Min	Randall Cunningham to Randy Moss	Good

1999 Opponents: 4-6 — **Run 0-1, Pass 4-5**

9/12/99 vs. Cin	Jeff Blake to Willie Jackson	Good
	Ki-Jana Carter run	NG
	Jeff Blake to Brian Milne	Good
9/19/99 vs. Cle	Tim Couch Pass incomplete	NG
10/17/99 vs. NO	B.J. Tolliver to Brett Bech	Good
1/2/00 vs. Pit	Mike Tomczak to Hines Ward	Good

2000 Opponents: 0-0 — **No Attempts**
None

2001 Opponents: 1-2 — **Run 1-1, Pass 0-1**

10/7/01 vs. Bal	Elvis Grbac to Brandon Stokley	NG
12/2/01 vs. Cle	Jamel White run	Good

2002 Opponents: 3-4 — **Run 0-0, Pass 3-4**

11/3/02 vs. Ind	Peyton Manning to Marvin Harrison	Good
11/17/02 vs. Pit	Kordell Stewart to Dan Kreider	Good
	Antwaan Randle El to Hines Ward	Good
12/1/02 vs. NYG	Kerry Collins to Jeremy Shockey	NG

2003 Opponents: 0-1 — **Run 0-0, Pass 0-1**

12/14/03 vs. Buf	Drew Bledsoe to Bernard Shaw	NG

2004 Opponents: 1-2 — **Run 0-0, Pass 1-2**

9/26/04 vs. Jax	Byron Leftwich to Reggie Williams	Good
1/2/05 vs. Det	Joey Harrington to Roy Williams	NG

2005 Opponents: 2-2 — **Run 0-0, Pass 2-2**

10/11/05 vs. Hou	David Carr to Corey Bradford	Good
11/27/05 vs. SF	Ken Dorsey to Terry Jackson	Good

2006 Opponents: 1-2 — **Run 0-0, Pass 1-2**

10/22/06 at Was	Mark Brunell to Santana Moss	Good
10/29/06 vs. Hou	Sage Rosenfels to Andre Johnson	NG

2007 Opponents: 1-1 — **Run 0-0, Pass 1-1**

10/21/07 at Hou	Sage Rosenfels to Andre Davis	Good

2008 Opponents: 0-1 — **Run 0-1, Pass 0-0**

9/21/08 vs. Hou	Aborted kick, Matt Turk run	NG

2009 Opponents: 1-1 — **Run 1-1, Pass 0-0**

9/20/09 vs. Mia	Ricky Williams run	Good

2010 Opponents: 0-2 — **Run 0-2, Pass 0-0**

10/31/10 at SD	Aborted kick, Kris Brown run	NG
11/14/10 at Mia	Ronnie Brown run	NG

2011 Opponents: 0-2 — **Run 0-2, Pass 0-0**

12/11/11 vs. NO	Pierre Thomas run	NG
1/1/12 at Hou	Snap over Jake Delhomme's head, rec. by Ten.	NG

2012 Opponents: 1-2 — **Run 0-0, Pass 1-2**

9/23/12 vs. Det	Matthew Stafford pass to Nate Burleson	Good
12/30/12 vs. Jax	Chad Henne pass incomplete	NG

2013 Opponents: 1-1 — **Run 1-1, Pass 0-0**

9/15/13 at Hou	Arian Foster run	Good

Opponents Overall Statistics: 23-42 (54.8%)

ALL-TIME SHUTOUTS

ALL-TIME DEFENSIVE SHUTOUTS

Date	Opponent	Score
9/9/61	Oakland	55-0
9/10/66	Oakland	31-0
10/16/66	New York	24-0
10/13/68	at Boston	16-0
9/21/75	at New England	7-0
9/12/76	Tampa Bay	20-0
9/18/77	NY Jets	20-0
11/6/77	Chicago	47-0
12/4/80	Pittsburgh	6-0
10/22/89	Pittsburgh	27-0
9/27/92	San Diego	27-0
9/12/93	Kansas City	30-0
1/2/94	NY Jets	24-0
12/17/00	at Cleveland	24-0
12/25/00	Dallas	31-0

ALL-TIME OPPONENT SHUTOUTS

Date	Opponent	Score
12/4/60	at Dallas	0-24
12/1/63	at San Diego	0-27
10/12/69	at Kansas City	0-24
11/2/69	at Boston	0-24
11/1/70	at St. Louis	0-44
9/19/71	at Cleveland	0-31
10/9/72	Oakland	0-34
11/5/72	at Cleveland	0-20
11/25/73	New England	0-32
11/24/74	Dallas	0-10
12/11/76	Pittsburgh	0-21
9/22/85	at Pittsburgh	0-20
11/10/85	at Buffalo	0-20
12/7/86	at San Diego	0-27
11/26/89	at Kansas City	0-34
11/7/99	at Miami	0-17
12/28/08	at Indianapolis	0-23
10/18/09	at New England	0-59
11/28/10	at Houston	0-20

GAME-WINNING FIELD GOALS

The franchise has totaled 42 game-winning field goals since 1960, including three playoff game winners. Current kicker **Rob Bironas** leads the franchise with 11 game-winning field goals, followed by former Oiler/Titan **Al Del Greco** (1991-00). Bironas' 60-yard field goal vs. Indianapolis (12/3/06) ranks as the longest game-winning field goal in franchise history. A game-winning field goal is defined as one that was the final score of the game and gave the kicker's team the lead at any time in the fourth quarter or overtime.

Date	Opp.	Kicker	Length	Final Score
10/24/65	Kansas City	Spikes	15	38-36
10/31/65	at Buffalo	Blanda	8	19-17
10/26/69	Denver	Gerela	22	24-21
12/1/74	at Pittsburgh	Butler	34	13-10
9/17/78	San Francisco	Fritsch	19	20-19
10/1/78	at Cleveland	Fritsch	19	16-13
9/23/79	at Cincinnati	Fritsch	29	30-27*
10/28/79	N.Y. Jets	Fritsch	35	27-24*
9/28/80	at Cincinnati	Fritsch	29	13-10
12/2/84	Pittsburgh	Cooper	30	23-20*
11/3/85	Kansas City	Zendejas	38	23-20
11/24/85	San Diego	Zendejas	51	37-35
1/3/88	**Seattle**	**Zendejas**	**42**	**23-20***
9/4/88	at Indianapolis	Zendejas	35	17-14*
11/13/89	Cincinnati	Zendejas	28	26-24
11/10/91	Dallas	Del Greco	23	26-23*
9/20/92	Kansas City	Del Greco	39	23-20*
12/12/93	Cleveland	Del Greco	25	19-17
10/6/96	at Cincinnati	Del Greco	49	30-27*
8/31/97	Oakland	Del Greco	33	24-21*
12/13/98	at Jacksonville	Del Greco	41	16-13
9/12/99	Cincinnati	Del Greco	33	36-35
9/10/00	Kansas City	Del Greco	36	17-14*
11/5/00	Pittsburgh	Del Greco	29	9-7
12/3/00	at Philadelphia	Del Greco	50	15-13
10/14/01	Tampa Bay	Nedney	49	31-28 *
10/21/01	at Detroit	Nedney	46	27-24
12/22/01	at Oakland	Nedney	21	13-10
12/01/02	at N.Y. Giants	Nedney	38	32-29*
1/11/03	**Pittsburgh**	**Nedney**	**26**	**34-31***
1/3/04	**at Baltimore**	**Anderson**	**46**	**20-17**
12/11/05	Houston	Bironas	21	13-10
10/15/06	at Washington	Bironas	30	25-22
11/26/06	N.Y. Giants	Bironas	49	24-21
12/3/06	Indianapolis	Bironas	60	20-17
12/24/06	at Buffalo	Bironas	30	30-29
10/21/07	at Houston	Bironas	29	38-36
11/2/08	Green Bay	Bironas	41	19-16*
11/23/09	at Houston	Bironas	53	20-17
12/20/09	vs. Miami	Bironas	46	27-24*
9/23/12	vs. Detroit	Bironas	26	44-41*
10/11/12	vs. Pittsburgh	Bironas	40	26-23

*Overtime games; Playoff games in bold

TOP PERFORMANCES: 100-YARD RUSHING GAMES

Yards	Player	Date	Opp	Att	Avg	TD
228	Chris Johnson	11/01/09	Jac	24	9.5	2
216	Billy Cannon	12/10/61	NYT	25	8.6	3
216	Eddie George	08/31/97	Oak	35	6.2	1
206	Earl Campbell	11/16/80	Chi	31	6.6	0
203	Earl Campbell	10/19/80	TB	33	6.2	0
203	Earl Campbell	12/21/80	Min	29	7.0	1
202	Earl Campbell	10/26/80	Cin	27	7.5	2
199	Earl Campbell	11/20/78	Mia	28	7.1	4
199	Eddie George	12/09/99	Oak	28	7.1	2
197	Chris Johnson	09/20/09	Hou	16	12.3	2
195	Earl Campbell	11/22/79	Dal	33	5.9	2
195	Chris Johnson	10/21/12	Buf	18	10.8	2
194	Gary Brown	11/21/93	Cle	34	5.7	1
190	Chris Johnson	11/27/11	TB	23	8.3	0
186	Earl Campbell	10/11/81	Sea	39	4.8	2
183	Hoyle Granger	12/04/66	SD	19	9.6	0
182	Earl Campbell	10/04/81	Cin	37	4.9	1
181	Earl Campbell	12/14/80	GB	36	5.0	2
181	Eddie George	10/08/00	Cin	36	5.0	1
179	Sid Blanks	12/13/64	NYJ	21	8.5	3
178	Earl Campbell	10/12/80	KC	38	4.7	1
178	Travis Henry	10/15/06	Was	32	5.6	1
176	Eddie George	12/17/00	Cle	34	5.2	3
175	Chris Brown	09/09/07	Jac	19	9.2	0
168	Chris Johnson	10/19/08	KC	18	9.3	1
167	Eddie George	10/16/00	Jac	29	5.8	1
166	Gary Brown	11/14/93	Cin	26	6.4	1
166	Earl Campbell	09/02/79	Was	32	5.2	2
160	Hoyle Granger	12/23/67	Mia	21	7.6	1
158	Earl Campbell	09/23/79	Cin	34	4.6	1
157	Earl Campbell	11/02/80	Den	36	4.4	2
156	Lorenzo White	11/21/94	NYG	27	5.8	0
155	Eddie George	10/17/99	NO	28	5.5	0
154	Chris Johnson	11/29/09	Ari	18	8.6	1
153	Eddie George	11/01/98	Pit	34	4.5	1
153	Chris Johnson	12/04/11	Buf	23	6.7	2
152	Chris Brown	09/19/04	Ind	26	5.8	1
152	Eddie George	10/06/96	Cin	26	5.8	1
151	Chris Johnson	11/23/09	Hou	29	5.2	0
150	Chris Johnson	11/03/13	StL	23	6.5	2
150	Mike Rozier	09/20/87	Buf	29	5.2	1
149	Earl Campbell	10/14/79	Bal	22	6.8	3
149	Rob Carpenter	11/27/77	KC	14	10.6	0
149	LenDale White	10/19/08	KC	17	8.8	3
149	Lorenzo White	10/11/92	Cin	25	6.0	0
148	Chris Brown	10/11/04	GB	27	5.5	2
147	Chris Brown	10/31/04	Cin	32	4.6	1
145	Billy Cannon	12/17/61	Oak	21	6.9	1
144	Allen Pinkett	09/01/91	LAA	26	5.5	1
144	Mike Rozier	10/25/87	Atl	29	5.0	1
143	Joe Dawkins	11/22/70	Cle	22	6.5	2
143	Eddie George	09/08/96	Jac	17	8.4	1
143	Travis Henry	11/19/06	Phi	18	7.9	1
142	Earl Campbell	09/19/82	Sea	30	4.7	1
142	Earl Campbell	09/25/83	Buf	30	4.7	1
142	Ronnie Coleman	09/12/76	TB	25	5.7	0
142	Hoyle Granger	11/12/67	Den	22	6.5	0
142	Skip Hicks	12/16/01	GB	17	8.4	1
142	Chris Johnson	12/25/09	SD	21	6.8	1
142	Chris Johnson	09/12/10	Oak	27	5.3	2
142	Charley Tolar	09/23/62	SD	18	7.9	1
141	Woody Campbell	12/03/67	Mia	18	7.8	1
141	Eddie George	12/01/96	NYJ	28	5.0	2
141	Mike Rozier	10/09/88	KC	27	5.2	0
141	Chris Johnson	09/30/12	Hou	25	5.6	0
141	Chris Johnson	11/04/12	Chi	16	8.8	1
139	Hoyle Granger	12/14/69	BPA	25	5.6	0
138	Earl Campbell	12/04/83	Mia	28	4.9	1
138	Hoyle Granger	10/01/67	Den	20	6.9	0
138	Larry Moriarty	11/18/84	NYJ	23	6.0	1
137	Earl Campbell	09/03/78	Atl	15	9.1	1
137	Eddie George	10/25/98	Chi	21	6.5	0
136	Chris Johnson	12/07/08	Cle	19	7.2	1
135	Travis Henry	12/24/06	Buf	25	5.4	0
135	Chris Johnson	11/08/09	SF	25	5.4	2
134	Earl Campbell	12/16/79	Phi	16	8.4	1
134	Eddie George	11/19/00	Cle	36	3.7	3
134	Eddie George	11/08/98	TB	27	5.0	1
134	Chris Johnson	01/03/10	Sea	36	3.7	2
133	LenDale White	10/28/07	Oak	25	5.3	0
132	Chris Johnson	11/15/09	Buf	26	5.1	2
131	Chris Johnson	10/10/10	Dal	19	6.9	2
131	Earl Campbell	09/16/79	KC	32	4.1	1
130	Earl Campbell	11/10/80	NE	30	4.3	2
130	Earl Campbell	12/11/83	Cle	32	4.1	1
130	Earl Campbell	10/16/83	Min	29	4.5	1
130	Eddie George	12/30/01	Cle	26	5.0	2
130	Chris Johnson	11/13/11	Car	27	4.8	1
130	Chris Johnson	12/19/10	Hou	24	5.4	1
130	Chris Johnson	11/21/10	Was	21	6.2	0
129	Eddie George	12/14/97	Bal	26	5.0	0
128	Chris Johnson	10/18/09	NE	17	7.5	0
127	Sid Blanks	09/19/64	Oak	6	21.2	0
127	Chris Johnson	12/29/13	Hou	27	4.7	1
126	Mike Rozier	12/11/88	Cin	22	5.7	3
126	Chris Johnson	11/11/12	Mia	23	5.5	1
125	Chris Johnson	09/26/10	NYG	32	3.9	2
125	Eddie George	10/01/00	NYG	35	3.6	1
125	Eddie George	10/19/97	Was	31	4.0	2
125	Chris Johnson	11/27/08	Det	16	7.8	2
125	Lorenzo White	11/26/90	Buf	18	6.9	1
124	Hoyle Granger	11/26/67	BPA	22	5.6	1
123	Earl Campbell	09/04/83	GB	27	4.6	3
123	Ronnie Coleman	09/15/74	SD	21	5.9	0
123	Eddie George	11/14/99	Cin	29	4.2	2
123	Travis Henry	10/08/06	Ind	19	6.5	0
122	Earl Campbell	09/06/81	LAN	27	4.5	0
122	Earl Campbell	11/26/78	Cin	27	4.5	0
122	Eddie George	11/09/97	NYG	32	3.8	1
122	Mike Rozier	11/29/87	Ind	26	4.7	0
122	Chris Johnson	12/17/12	NYJ	21	5.8	1
121	Eddie George	10/11/98	Bal	30	4.0	0
121	Herman Hunter	10/11/87	Cle	28	4.3	0
120	Earl Campbell	11/05/79	Mia	32	3.8	0
120	Rob Carpenter	11/13/77	Oak	19	6.3	0
119	Fred Willis	11/12/72	Phi	21	5.7	0
118	Billy Cannon	11/05/61	Den	11	10.7	1
117	Chris Johnson	11/14/10	Mia	17	6.9	1
117	Chris Johnson	12/13/09	StL	28	4.2	2
117	Larry Moriarty	11/11/84	KC	29	4.0	0
116	Eddie George	10/05/97	Sea	26	4.5	0
116	Lorenzo White	12/09/90	Cle	18	6.4	4
116	Lorenzo White	12/07/92	Chi	21	5.5	1
115	Eddie George	11/23/03	Atl	26	4.4	1
115	Lorenzo White	12/03/89	Pit	23	5.0	1
114	Gary Brown	12/25/93	SF	19	6.0	0
114	Rob Carpenter	09/21/80	Bal	24	4.8	1
114	Ronnie Coleman	10/23/77	Pit	26	4.4	0
114	Dave Smith	10/14/62	NYT	20	5.7	1
113	Eddie George	11/28/99	Cle	26	4.3	2
113	Eddie George	10/13/02	Jac	31	3.6	1
113	Chris Johnson	12/06/09	Ind	27	4.2	0
113	LenDale White	12/09/07	SD	30	3.8	1
112	Ode Burrell	11/28/65	KC	14	8.0	2
112	Earl Campbell	11/18/79	Cin	19	5.9	2
112	Ronnie Coleman	09/28/75	SD	16	7.0	1
112	Mike Rozier	11/15/87	Pit	29	3.9	0
111	Hoyle Granger	12/03/67	Mia	25	4.4	1
111	Chris Johnson	10/18/10	Jax	26	4.3	1

TOP PERFORMANCES: 100-YARD RUSHING GAMES

111	Chris Johnson	12/09/10	Hou	22	5.0	1
110	Ronnie Coleman	10/12/75	Cle	14	7.9	0
110	Eddie George	11/27/97	Dal	34	3.2	0
110	Charley Tolar	11/04/62	DLT	24	4.6	0
109	Gary Brown	12/12/93	Cle	23	4.7	0
109	Earl Campbell	12/10/79	Pit	33	3.3	0
109	Earl Campbell	11/30/80	Cle	27	4.0	1
109	Eddie George	10/13/96	Atl	23	4.7	0
109	Chris Johnson	09/14/08	Cin	19	5.7	0
109	Charley Tolar	09/09/62	Buf	17	6.4	1
108	Earl Campbell	12/02/79	Cle	22	4.9	1
108	Rodney Thomas	11/05/95	Cle	17	6.4	0
107	Earl Campbell	11/11/79	Oak	32	3.3	1
107	Earl Campbell	09/10/78	KC	22	4.9	2
107	Earl Campbell	11/13/83	Det	28	3.8	0
107	Eddie George	10/18/98	Cin	25	4.3	0
107	Hoyle Granger	12/16/67	SD	27	4.0	1
107	Don Hardeman	09/28/75	SD	27	4.0	1
107	Travis Henry	11/12/06	Bal	27	4.0	1
107	Roy Hopkins	10/26/69	Den	14	7.6	2
107	Dave Smith	10/30/60	Buf	12	8.9	0
107	Charley Tolar	12/15/62	NYT	29	3.7	1
106	Earl Campbell	09/15/80	Cle	18	5.9	0
106	Eddie George	10/27/02	Cin	21	5.0	0
106	Eddie George	09/07/97	Mia	23	4.6	1
106	Eddie George	10/12/97	Cin	30	3.5	0
106	LenDale White	11/27/08	Det	23	4.6	2
105	Earl Campbell	10/15/78	Buf	19	5.5	0
105	Billy Cannon	11/06/60	Den	16	6.6	0
105	Charley Tolar	11/11/62	Oak	28	3.8	1
104	Chris Brown	12/05/04	Ind	19	5.5	0
104	Earl Campbell	10/08/78	Oak	25	4.2	0
104	Hoyle Granger	11/09/69	Cin	15	6.9	0
104	Hoyle Granger	12/15/68	BPA	18	5.8	2
104	Chris Johnson	12/20/09	Mia	29	3.6	0
104	Dave Smith	09/11/60	Oak	19	5.5	1
104	Rodney Thomas	11/26/95	Den	13	8.0	1
104	LenDale White	10/21/07	Hou	27	3.9	1
103	Billy Cannon	12/15/62	NYT	9	11.4	1
103	Mike Rozier	12/27/87	Cin	20	5.2	0
103	LenDale White	12/23/07	NYJ	23	4.5	0
102	Earl Campbell	10/29/78	Cin	18	5.7	0
102	Eddie George	12/26/99	Jac	26	3.9	0
102	Eddie George	12/29/02	Hou	25	4.1	1
102	Travis Henry	12/31/06	NE	21	4.9	0
102	Larry Moriarty	12/09/84	LAN	24	4.3	1
101	Chris Brown	09/26/04	Jac	23	4.4	1
101	Gary Brown	09/03/95	Jac	29	3.5	0
101	Earl Campbell	10/09/83	Den	19	5.3	1
101	Woody Campbell	11/12/67	Den	16	6.3	1
101	Ronnie Coleman	11/27/77	KC	15	6.7	0
101	Eddie George	12/03/00	Phi	32	3.2	0
101	Eddie George	12/16/02	NE	31	3.3	0
101	Hoyle Granger	09/09/67	KC	13	7.8	1
101	Chris Johnson	10/02/11	Cle	23	4.4	0
101	Allen Pinkett	09/08/91	Cin	21	4.8	1
101	Charley Tolar	09/09/61	Oak	18	5.6	1
101	Butch Woolfolk	11/03/85	KC	14	7.2	1
100	Chris Brown	09/11/04	Mia	16	6.3	0
100	Gary Brown	12/19/93	Pit	20	5.0	0
100	Eddie George	09/21/03	NO	29	3.4	1
100	Eddie George	09/20/98	NE	23	4.3	0
100	Paul Robinson	12/16/73	Cin	20	5.0	1
100	Mike Rozier	09/04/88	Ind	25	4.0	1
100	LenDale White	11/04/07	Car	31	3.2	1
100	Lorenzo White	09/06/92	Pit	13	7.7	0

TOP PERFORMANCES: 300-YARD PASSING GAMES

Yards	Player	Date	Opp	Att	Cmp	Pct	TD	Int	Rate
527	Warren Moon	12/16/90	KC	45	27	60.0	3	0	123.1
492	Billy Volek	12/19/04	Oak	60	40	66.7	4	1	107.1
464	George Blanda	10/29/61	Buf	32	18	56.3	4	4	101.0
457	Jacky Lee	10/13/61	BPA	41	27	65.9	2	2	99.3
432	Warren Moon	11/10/91	Dal	56	41	73.2	0	0	95.2
426	Billy Volek	12/13/04	KC	43	29	67.4	4	0	130.6
423	Warren Moon	10/13/91	NYJ	50	35	70.0	2	2	92.3
421	Steve McNair	10/12/03	Hou	27	18	66.7	3	0	146.8
418	George Blanda	11/19/61	NYT	32	20	62.5	7	1	132.8
414	Warren Moon	12/23/89	Cle	51	32	62.7	2	1	93.1
413	Pete Beathard	09/09/68	KC	48	23	47.9	2	3	65.7
402	Ryan Fitzpatrick	12/15/13	Ari	58	36	62.1	4	2	91.3
399	Warren Moon	11/17/91	Cle	44	31	70.5	3	1	111.8
398	Steve McNair	09/29/02	Oak	46	32	69.6	2	4	74.4
398	Warren Moon	10/05/86	Det	38	21	55.3	1	3	67.7
397	Warren Moon	09/09/90	Atl	52	31	59.6	4	2	93.2
393	George Blanda	11/01/64	Buf	68	37	54.4	1	3	58.0
388	Ken Stabler	11/23/80	NYJ	51	33	64.7	4	4	81.2
387	Vince Young	11/29/09	Ari	43	27	62.8	1	0	99.7
386	George Blanda	09/16/62	BPA	36	20	55.6	3	4	81.3
381	Warren Moon	10/28/90	NYJ	43	30	69.8	1	0	104.9
378	**Jake Locker**	09/23/12	Det	42	29	69.0	2	0	113.0
377	Gifford Nielsen	12/20/81	Pit	37	24	64.9	3	2	103.1
369	Warren Moon	10/14/90	Cin	33	21	63.6	5	1	128.7
369	Warren Moon	11/07/93	Sea	55	36	65.5	2	2	81.6
366	George Blanda	11/13/60	LAC	55	31	56.4	3	4	64.7
365	Warren Moon	09/09/84	Ind	43	23	53.5	0	0	82.0
364	Warren Moon	12/22/85	Ind	40	22	55.0	2	2	81.7
361	Warren Moon	09/13/92	Ind	39	29	74.4	2	0	119.7
360	Steve McNair	10/05/03	NE	45	23	51.1	0	1	68.8
358	Matt Hasselbeck	09/18/11	Bal	42	30	71.4	1	1	95.1
356	Warren Moon	10/21/84	SF	33	25	75.8	2	2	105.1
355	Warren Moon	09/30/90	SD	46	27	58.7	2	1	88.6
355	Neil O'Donnell	10/03/99	SF	40	20	50.0	2	1	87.0
354	Dan Pastorini	10/20/74	StL	40	26	65.0	1	0	101.5
352	Chris Chandler	09/24/95	Cin	26	23	88.5	4	0	158.3
351	George Blanda	12/03/61	SD	33	20	60.6	4	1	123.9
350	George Blanda	12/17/61	Oak	31	18	58.1	4	2	110.2
350	Matt Hasselbeck	12/24/11	Jac	40	24	60.0	1	2	76.0
348	Archie Manning	09/04/83	GB	34	22	64.7	1	2	83.9
345	Warren Moon	11/05/89	Det	38	30	78.9	2	1	111.1
343	Steve McNair	11/27/05	SF	41	23	56.1	3	1	97.9
343	Warren Moon	11/04/90	LAN	43	26	60.5	1	2	74.1
342	George Blanda	12/22/63	Oak	32	20	62.5	5	2	112.2
342	Warren Moon	10/25/92	Cin	40	27	67.5	2	1	100.2
342	Warren Moon	12/05/93	Atl	42	24	57.1	1	0	91.6
341	Steve McNair	09/12/99	Cin	32	21	65.6	3	1	119.4
340	Lynn Dickey	11/04/73	Bal	32	22	68.8	3	2	108.9
339	Warren Moon	12/15/85	Cle	48	22	45.8	2	2	66.2
338	Pete Beathard	11/16/69	Den	41	20	48.8	1	1	75.1
338	Cody Carlson	11/26/92	Det	33	24	72.7	1	2	90.2
338	Warren Moon	09/24/89	Buf	42	28	66.7	1	2	79.3
334	Steve McNair	11/25/01	Pit	37	23	62.2	2	2	87.0
334	Steve McNair	12/01/02	NYG	43	30	69.8	3	0	115.8
334	Warren Moon	10/06/91	Den	31	19	61.3	2	1	106.1
334	Billy Volek	11/14/04	Chi	44	27	61.4	2	1	90.5
331	Jacky Lee	11/25/60	BPA	38	21	55.3	1	0	93.2
330	Cody Carlson	12/13/92	GB	36	25	69.4	0	2	75.0
330	Warren Moon	12/08/85	NYG	47	26	55.3	2	2	73.9
330	Warren Moon	09/06/92	Pit	45	29	64.4	2	5	61.6
329	Dan Pastorini	10/17/76	SD	39	25	64.1	3	1	105.6

TOP PERFORMANCES: 300-YARD PASSING GAMES

329	Don Trull	11/13/66	BPA	45	23	51.1	3	0	97.4
328	George Blanda	11/06/64	BPA	44	20	45.5	2	1	76.7
327	Warren Moon	11/29/87	Ind	44	24	54.5	3	2	82.3
326	**Jake Locker**	10/20/13	SF	41	25	61.0	2	1	92.1
324	Warren Moon	11/24/91	Pit	48	24	50.0	2	5	46.2
322	Warren Moon	11/18/90	Cle	32	24	75.0	5	0	146.1
321	Warren Moon	10/18/92	Den	39	23	59.0	2	1	91.9
320	Ryan Fitzpatrick	11/24/13	Oak	42	30	71.4	2	0	109.2
317	Warren Moon	10/15/89	Chi	26	16	61.5	2	2	97.8
315	Warren Moon	09/08/91	Cin	37	22	59.5	1	1	84.9
315	Jerry Rhome	12/13/70	Cin	54	27	50.0	2	2	65.0
314	Pete Beathard	10/20/69	NYJ	47	23	48.9	1	3	51.2
312	George Blanda	10/25/64	SD	37	22	59.5	1	2	73.3
311	Matt Hasselbeck	09/25/11	Den	36	27	75.0	2	0	119.1
310	Steve McNair	12/18/05	Sea	38	23	60.5	2	0	104.1
310	Warren Moon	11/09/86	Cin	44	25	56.8	1	0	86.4
310	Warren Moon	09/26/93	LAN	42	19	45.2	1	2	58.6
310	Warren Moon	09/13/87	LAN	43	21	48.8	2	2	68.9
310	Neil O'Donnell	09/19/99	Cle	40	31	77.5	1	0	107.3
309	**Jake Locker**	12/02/12	Hou	45	21	46.7	1	3	49.2
308	George Blanda	09/22/63	NYJ	37	25	67.6	1	2	79.6
308	George Blanda	11/07/65	Oak	60	27	45.0	2	3	51.3
308	Steve McNair	12/08/96	Jac	37	24	64.9	1	1	88.6
308	Warren Moon	09/23/90	Ind	39	29	74.4	3	1	111.9
306	Warren Moon	12/16/84	Cle	31	19	61.3	0	0	94.3
305	Vince Young	11/19/07	Den	41	26	63.4	1	2	73.7
304	George Blanda	10/24/65	KC	33	19	57.6	5	0	128.0
304	Warren Moon	10/26/86	LAA	46	18	39.1	0	4	26.0
303	George Blanda	09/25/66	Buf	54	23	42.6	2	5	34.7
303	Warren Moon	12/02/84	Pit	45	27	60.0	1	3	59.8
302	Steve McNair	12/09/01	Min	33	25	75.8	2	0	123.5
300	George Blanda	10/02/66	Den	37	15	40.5	5	2	86.7
300	Archie Manning	09/18/83	Pit	35	16	45.7	1	4	45.8
300	Warren Moon	11/26/90	Buf	22	16	72.7	2	0	145.1
300	Kerry Collins	01/02/11	Ind	39	28	71.8	2	0	111.1

TOP PERFORMANCES: 100-YARD RECEIVING GAMES

Yards	Player	Date	Opp	Rec	Avg	TD
272	Charlie Hennigan	10/13/61	BPA	13	20.9	1
245	Haywood Jeffires	12/16/90	KC	9	27.2	1
233	Drew Bennett	12/13/04	KC	12	19.4	3
232	Charlie Hennigan	10/29/61	Buf	9	25.8	2
225	Kenny Britt	10/24/10	Phi	7	32.1	3
214	Charlie Hennigan	12/03/61	SD	10	21.4	3
210	Drew Hill	12/22/85	Ind	9	23.3	2
202	Charlie Hennigan	09/16/62	BPA	8	25.3	2
197	Tim Smith	09/04/83	GB	8	24.6	1
188	Charlie Hennigan	09/27/64	Den	11	17.1	0
186	Charlie Hennigan	09/22/63	NYJ	9	20.7	1
186	Haywood Jeffires	10/13/91	NYJ	13	14.3	0
186	Derrick Mason	01/06/02	Cin	9	20.7	2
185	Drew Hill	11/09/86	Cin	10	18.5	0
182	Charley Frazier	09/19/65	BPA	6	30.3	2
182	Bill Groman	11/20/60	Den	3	60.7	2
181	Charlie Hennigan	11/29/64	BPA	12	15.1	0
180	Ken Burrough	11/06/77	Chi	6	30.0	2
179	Mike Montgomery	10/20/74	StL	9	19.9	1
177	Ken Burrough	11/02/75	KC	7	25.3	2
177	Derrick Mason	10/12/03	Hou	6	29.5	3
171	Bill Groman	11/25/60	BPA	9	19.0	1
169	Jared Cook (TE)	12/24/11	Jac	8	21.1	1
167	Tim Smith	12/16/84	Cle	7	23.9	0
162	Kevin Dyson	09/12/99	Cin	9	18.0	2
160	Drew Bennett	12/19/04	Oak	13	12.3	2
160	Charlie Hennigan	11/01/64	Buf	12	13.3	0
159	Tim Smith	09/16/84	SD	5	31.8	1
158	Charley Frazier	11/13/66	BPA	6	26.3	2
156	Ernest Givins	11/16/86	Pit	8	19.5	1
155	Ernest Givins	10/05/86	Det	5	31.0	0
155	Bill Groman	11/06/60	Den	7	22.1	2
154	Charley Frazier	10/02/66	Den	5	30.8	3
152	Bill Groman	11/19/61	NYT	5	30.4	3
151	Ernest Givins	10/06/91	Den	5	30.2	0
150	Dave Casper (TE)	11/30/80	Cle	7	21.4	1
150	Bill Groman	12/18/60	BPA	7	21.4	0
150	Jerry LeVias	11/16/69	Den	7	21.4	1
150	Tim Smith	12/11/83	Cle	7	21.4	2
150	**Kendall Wright**	12/15/13	Ari	12	12.5	0
148	Drew Bennett	11/14/04	Chi	6	24.7	1
148	Drew Hill	10/30/88	Was	9	16.4	3
147	Justin Gage	11/16/08	Jac	4	36.8	2
147	Chris Sanders	11/26/95	Den	5	29.4	2
147	Tim Smith	09/25/83	Buf	11	13.4	0
145	Ken Burrough	11/03/74	NYJ	7	20.7	0
145	Charlie Hennigan	09/09/62	Buf	10	14.5	2
145	Charlie Hennigan	10/25/64	SD	8	18.1	2
144	Drew Hill	11/17/91	Cle	11	13.1	2
143	Kenny Britt	12/09/12	Ind	8	17.9	0
143	Charley Frazier	11/06/64	BPA	9	15.9	1
143	Charlie Joiner	12/13/70	Cin	6	23.8	2
143	Yancey Thigpen	10/03/99	SF	6	23.8	1
141	Drew Hill	12/23/89	Cle	10	14.1	2
140	Bill Groman	10/16/60	DLT	10	14.0	1
139	Dave Casper (TE)	12/20/81	Pit	6	23.2	3
139	Willard Dewveall (TE)	11/25/62	SD	3	46.3	2
139	Drew Hill	11/13/88	Sea	8	17.4	1
139	Haywood Jeffires	11/28/93	Pit	7	19.9	1
138	Charlie Hennigan	10/17/64	NYJ	8	17.3	1
138	Drew Hill	10/26/86	LAA	7	19.7	0
138	Billy Johnson	12/18/77	Cin	6	23.0	1
137	Willard Dewveall (TE)	12/22/63	Oak	7	19.6	2
137	Derrick Mason	12/14/03	Buf	9	15.2	0
136	Kenny Britt	09/11/11	Jax	5	27.2	2
136	Ken Burrough	10/17/76	SD	5	27.2	2
135	Kenny Britt	09/18/11	Bal	9	15.0	1
135	Webster Slaughter	11/07/93	Sea	9	15.0	1
134	Bill Groman	11/05/61	Den	3	44.7	2
134	Drew Hill	11/29/87	Ind	7	19.1	2
133	Curtis Duncan	10/18/92	Den	5	26.6	0
133	Charlie Hennigan	09/14/63	Den	4	33.3	0
133	Derrick Mason	12/01/03	NYJ	11	12.1	1
132	Drew Hill	10/27/85	StL	6	22.0	1
132	Alvin Reed (TE)	10/27/68	Buf	4	33.0	2
131	Sid Blanks (RB)	09/12/64	SD	13	10.1	0
131	**Nate Washington**	09/22/13	SD	8	16.4	0
130	Curtis Duncan	11/18/90	Cle	7	18.6	1
130	Charlie Hennigan	10/17/65	Den	7	18.6	0
130	Butch Woolfolk (RB)	12/01/85	Cin	9	14.4	1
130	**Nate Washington**	12/11/11	NO	6	21.7	1

TOP PERFORMANCES: 100-YARD RECEIVING GAMES

129	Ken Burrough	12/21/75	Cle	5	25.8	1
129	Mac Haik	12/07/68	Buf	6	21.5	1
129	Drew Hill	12/01/85	Cin	7	18.4	0
129	Drew Hill	10/27/91	Cin	6	21.5	1
128	Kenny Britt	12/19/10	Hou	6	21.3	0
128	Kenny Britt	11/29/09	Ari	7	18.3	1
128	Charley Frazier	09/25/66	Buf	6	21.3	1
128	Ernest Givins	10/08/89	NE	5	25.6	0
128	Drew Hill	10/15/89	Chi	5	25.6	1
128	Mike Holston	12/20/81	Pit	5	25.6	0
127	Billy Parks	11/04/73	Bal	5	25.4	1
127	Chris Sanders	12/08/96	Jac	7	18.1	0
126	Ernest Givins	11/22/87	Cle	3	42.0	1
125	Tim Smith	12/15/85	Cle	7	17.9	1
124	Drew Bennett	12/05/04	Ind	3	41.3	3
124	Oliver Williams	10/18/87	NE	9	13.8	1
124	Roydell Williams	10/21/07	Hou	5	24.8	0
124	Butch Woolfolk (RB)	10/06/85	Den	8	15.5	1
123	Ken Burrough	11/18/79	Cin	6	20.5	0
123	Bill Groman	10/22/61	DLT	4	30.8	2
123	Charlie Hennigan	12/17/61	Oak	5	24.6	0
123	Charlie Hennigan	11/19/61	NYT	8	15.4	1
123	Charlie Hennigan	09/28/63	Buf	8	15.4	3
123	Drew Hill	09/23/90	Ind	10	12.3	0
123	Webster Slaughter	12/24/94	NYJ	8	15.4	0
122	Ken Burrough	12/19/71	SD	4	30.5	1
122	Billy Cannon (RB)	11/19/61	NYT	7	17.4	3
122	Charlie Hennigan	12/08/63	BPA	9	13.6	2
122	Haywood Jeffires	11/24/91	Pit	8	15.3	1
122	Jerry LeVias	10/26/69	Den	4	30.5	1
122	Derrick Mason	12/02/01	Cle	3	40.7	2
122	Alvin Reed (TE)	09/29/68	Oak	8	15.3	0
121	Derrick Mason	12/19/04	Oak	9	13.4	1
120	Dave Casper (TE)	12/21/80	Min	7	17.1	1
120	Tim Smith	12/08/85	NYG	7	17.1	1
120	Butch Woolfolk (RB)	09/08/85	Mia	3	40.0	1
119	Charley Frazier	11/20/66	Buf	4	29.8	1
119	Ernest Givins	12/18/88	Cle	6	19.8	0
119	Charlie Hennigan	09/19/64	Oak	7	17.0	1
119	Alvin Reed (TE)	10/20/69	NYJ	7	17.0	0
118	Ernest Givins	11/20/88	Pho	5	23.6	2
118	Derrick Mason	09/15/02	Dal	7	16.9	0
117	Ken Burrough	11/04/73	Bal	7	16.7	0
117	Ernest Givins	09/13/87	LAN	6	19.5	1
117	Bill Groman	11/12/61	BPA	6	19.5	1
117	Haywood Jeffires	09/06/92	Pit	7	16.7	0
117	**Nate Washington**	12/22/13	Jac	6	19.5	1
117	**Nate Washington**	11/21/10	Was	5	23.4	0
117	**Nate Washington**	10/31/10	SD	4	29.3	1
116	Derrick Mason	12/01/02	NYG	12	9.7	1
116	Ben Troupe (TE)	12/18/05	Sea	6	19.3	0
115	Drew Bennett	11/12/06	Bal	6	19.2	0
115	Bill Groman	09/11/60	Oak	6	19.2	1
115	**Nate Washington**	11/20/11	Atl	9	12.8	2
114	Jim Beirne	11/09/69	Cin	6	19.0	2
114	Billy Cannon (RB)	12/10/61	NYT	5	22.8	2
114	Drew Hill	12/21/86	Buf	5	22.8	0
114	**Justin Hunter**	12/08/13	Den	4	28.5	1
114	Derrick Mason	11/25/01	Pit	7	16.3	0
114	Bob McLeod (TE)	12/09/62	Oak	5	22.8	1
113	Drew Bennett	12/10/06	Hou	6	18.8	0
113	Charlie Hennigan	09/09/61	Oak	4	28.3	1
113	Charlie Hennigan	11/25/60	BPA	7	16.1	0
113	Drew Hill	11/24/88	Dal	9	12.6	1
112	Ken Burrough	12/14/75	Oak	4	28.0	2
112	Pat Coleman	09/25/94	Cin	4	28.0	0
112	Kevin Dyson	11/25/01	Pit	4	28.0	1
112	John White (TE)	09/24/61	SD	6	18.7	1
112	**Nate Washington**	09/23/12	Det	3	37.3	1
111	Ken Burrough	10/26/75	Det	3	37.0	1
111	Charlie Hennigan	11/22/64	KC	8	13.9	2
110	Kevin Dyson	12/02/01	Cle	6	18.3	0
110	Charlie Hennigan	11/13/60	LAC	8	13.8	0
110	Jerry LeVias	12/06/69	NYJ	9	12.2	1
110	Webster Slaughter	09/18/94	Buf	4	27.5	0
109	Drew Bennett	10/03/04	SD	9	12.1	0
109	Ken Burrough	11/11/79	Oak	3	36.3	2
109	Eddie George (RB)	11/26/00	Jac	7	15.6	0
109	Ernest Givins	09/09/90	Atl	4	27.3	2
109	Bill Groman	10/13/61	BPA	5	21.8	1
109	Charlie Hennigan	09/24/61	SD	6	18.2	0
109	Charlie Hennigan	10/08/61	Buf	4	27.3	0
109	Drew Hill	12/20/87	Pit	4	27.3	2
109	Drew Hill	12/27/87	Cin	6	18.2	0
109	**Justin Hunter**	11/24/13	Oak	6	18.2	1
109	Derrick Mason	09/08/02	Phi	7	15.6	0
108	Willard Dewveall (TE)	12/17/61	Oak	3	36.0	2
108	Ernest Givins	09/11/88	LAA	9	12.0	1
108	Ernest Givins	12/14/86	Min	6	18.0	1
108	Ronnie Harmon (RB)	11/10/96	NO	7	15.4	1
108	Charlie Hennigan	10/22/61	DLT	4	27.0	1
108	Webster Slaughter	12/05/93	Atl	8	13.5	1
108	Tim Smith	12/02/84	Pit	7	15.4	0
107	Ken Burrough	10/10/76	Den	5	21.4	0
107	Billy Cannon (RB)	12/02/62	Den	5	21.4	2
107	Ernest Givins	09/26/93	LAN	3	35.7	1
107	Drew Hill	11/15/87	Pit	4	26.8	1
107	Derrick Mason	12/16/01	GB	8	13.4	1
107	Alvin Reed (TE)	09/09/68	KC	4	26.8	0
107	Tim Smith	11/11/84	KC	8	13.4	0
107	Damian Williams	11/13/11	Car	5	21.4	1
106	Drew Bennett	09/10/06	NYJ	8	13.3	0
106	Ken Burrough	12/03/72	Atl	4	26.5	0
106	Charley Frazier	10/20/63	Buf	3	35.3	1
106	Bill Groman	10/09/60	NYT	6	17.7	0
106	Gary Wellman	01/02/94	NYJ	8	13.3	0
106	Lorenzo White (RB)	09/13/92	Ind	4	26.5	1
105	Mike Barber (TE)	11/10/80	NE	3	35.0	1
105	Drew Bennett	09/21/03	NO	8	13.1	1
105	Kenny Britt	10/04/09	Jac	7	15.0	0
105	Chris Brown (RB)	11/27/05	SF	3	35.0	1
105	Carl Pickens	09/24/00	Pit	2	52.5	0
105	Bo Scaife (TE)	09/07/08	Jac	6	17.5	0
105	Nate Washington	09/29/13	NYJ	4	26.3	2
105	Lorenzo White (RB)	12/20/92	Cle	6	17.5	0
104	Kevin Dyson	09/10/00	KC	6	17.3	1
104	Justin Gage	12/30/07	Ind	7	14.9	0
104	Justin Gage	12/21/08	Pit	5	20.8	1
104	Ernest Givins	10/16/88	Pit	5	20.8	1
104	Leonard Harris	10/11/87	Cle	6	17.3	0
104	Charlie Hennigan	11/15/64	Oak	6	17.3	0
104	Billy Johnson	11/28/76	Atl	5	20.8	1
104	Derrick Mason	09/19/04	Ind	8	13.0	0
104	Chris Sanders	09/24/95	Cin	2	52.0	2
103	Jim Beirne	11/28/68	KC	4	25.8	1
103	Drew Hill	12/08/85	NYG	6	17.2	0
103	Haywood Jeffires	09/11/94	Dal	6	17.2	0
103	Derrick Mason	10/01/00	NYG	6	17.2	1
103	Jared Cook (TE)	12/18/11	Ind	9	11.4	0
103	**Kendall Wright**	11/24/13	Oak	6	17.2	1
102	Dave Casper (TE)	12/19/82	Phi	5	20.4	1
102	Willie Frazier (TE)	11/06/64	BPA	2	51.0	1
102	Ernest Givins	11/23/86	Ind	7	14.6	0
102	Bill Groman	10/23/60	NYT	5	20.4	3
102	Drew Hill	11/26/90	Buf	6	17.0	0
102	Drew Hill	12/13/87	NO	4	25.5	0
102	Chris Sanders	12/01/96	NYJ	3	34.0	1
102	Tim Smith	09/09/84	Ind	6	17.0	0
102	Yancey Thigpen	09/27/98	Jac	6	17.0	2
101	Ernest Givins	10/14/90	Cin	6	16.8	1
101	Bill Groman	12/10/61	NYT	5	20.2	0
101	Bill Groman	12/11/60	Buf	3	33.7	1

TOP PERFORMANCES: 100-YARD RECEIVING GAMES

101	Charlie Hennigan	10/01/61	DLT	3	33.7	1
101	Charlie Hennigan	09/07/63	Oak	7	14.4	1
101	Drew Hill	11/05/89	Det	9	11.2	1
101	Drew Hill	11/08/87	SF	4	25.3	0
101	Mike Holston	11/29/81	Atl	8	12.6	1
101	Roy Hopkins (RB)	11/08/70	KC	6	16.8	0
101	Brandon Jones	12/24/06	Buf	5	20.2	1
101	Jerry LeVias	11/29/70	Den	3	33.7	2
101	Jerry LeVias	11/23/69	Mia	4	25.3	1
101	Chris Sanders	10/18/98	Cin	3	33.7	0
101	Tim Smith	10/21/84	SF	6	16.8	1
100	Dave Casper (TE)	11/28/82	NE	6	16.7	1
100	Curtis Duncan	12/13/92	GB	6	16.7	0
100	Charley Frazier	09/03/66	Den	6	16.7	3
100	Ernest Givins	10/25/92	Cin	8	12.5	1
100	Ernest Givins	11/26/92	Det	4	25.0	0
100	Bill Groman	10/29/61	Buf	2	50.0	2
100	Drew Hill	11/20/88	Pho	5	20.0	1
100	Chris Johnson (RB)	11/15/09	Buf	9	11.1	0
100	Charlie Joiner	10/25/70	SD	5	20.0	1
100	Chris Sanders	12/19/99	Atl	5	20.0	1
100	Chris Sanders	12/14/97	Bal	7	14.3	0
100	Chris Sanders	10/13/96	Atl	4	25.0	1
100	Frank Wycheck (TE)	10/21/01	Det	7	14.3	1

CAREER 100-YARD RUSHING GAMES

No.	Player	W-L-T
39	Earl Campbell	28-11-0
36	Eddie George	30-6-0
35	Chris Johnson	26-9-0
11	Hoyle Granger	8-2-1
8	Mike Rozier	6-2-0
7	Chris Brown	4-3-0
7	LenDale White	6-1-0
7	Lorenzo White	4-3-0
6	Gary Brown	6-0-0
6	Ronnie Coleman	5-1-0
6	Charlie Tolar	6-0-0
6	Travis Henry	3-3-0
5	Billy Cannon	5-0-0
3	Rob Carpenter	2-1-0
3	Larry Moriarty	2-1-0
3	Dave Smith	3-0-0
2	Sid Blanks	2-0-0
2	Woody Campbell	2-0-0
2	Allen Pinkett	2-0-0
2	Rodney Thomas	2-0-0
1	Ode Burrell	0-1-0
1	Joe Dawkins	0-1-0
1	Don Hardeman	1-0-0
1	Skip Hicks	1-0-0
1	Roy Hopkins	1-0-0
1	Paul Robinson	0-1-0
1	Fred Willis	0-1-0
1	Butch Woolfolk	1-0-0

CAREER 300-YARD PASSING GAMES

No.	Player	W-L-T
38	Warren Moon	20-18-0
15	George Blanda	5-10-0
10	Steve McNair	4-6-0
3	Matt Hasselbeck	3-0-0
3	**Jake Locker**	1-2-0
3	Billy Volek	0-3-0
3	Dan Pastorini	0-3-0
2	Cody Carlson	1-1-0
2	Ryan Fitzpatrick	1-1-0
2	Jacky Lee	1-0-1
2	Archie Manning	0-2-0
2	Neil O'Donnell	1-1-0
2	Vince Young	1-1-0
1	Pete Beathard	0-0-1
1	Chris Chandler	1-0-0
1	Kerry Collins	0-1-0
1	Lynn Dickey	1-0-0
1	Gifford Nielsen	1-0-0
1	Jerry Rhome	0-1-0
1	Ken Stabler	0-1-0
1	Don Trull	0-1-0

CAREER 100-YARD RECEIVING GAMES

No.	Player	W-L-T
26	Charlie Hennigan	12-14-0
24	Drew Hill	15-9-0
18	Ernest Givins	7-11-0
14	Ken Burrough	12-2-0
13	Derrick Mason	7-6-0
10	Tim Smith	3-7-0
9	Drew Bennett	3-6-0
8	Charles Frazier	3-5-0
8	Bill Groman	8-0-0
8	Chris Sanders	6-2-0
8	**Nate Washington**	4-4-0
7	Kenny Britt	4-3-0
6	Haywood Jeffires	3-3-0
5	Jerry LeVias	3-1-1
4	Kevin Dyson	3-1-0
4	Alvin Reed	1-3-0
4	Webster Slaughter	2-2-0
3	Curtis Duncan	1-2-0
3	Justin Gage	3-0-0
2	Mike Barber	2-0-0
2	Jim Bierne	0-1-1
2	Jared Cook	1-1-0
2	Willard Dewveall	1-1-0
2	**Justin Hunter**	1-1-0
2	Billy Johnson	2-0-0
2	Charlie Joiner	0-1-1
2	Yancey Thigpen	0-2-0
2	Lorenzo White	2-0-0
2	Butch Woolfolk	1-1-0
2	**Kendall Wright**	1-1-0
1	Sid Blanks	0-1-0
1	Chris Brown	1-0-0
1	Pat Coleman	1-0-0
1	Willie Fraizer	1-0-0
1	Eddie George	0-1-0
1	Mac Haik	1-0-0
1	Ronnie Harmon	1-0-0
1	Leonard Harris	1-0-0
1	Mike Holston	0-1-0
1	Roy Hopkins	0-1-0
1	Chris Johnson	1-0-0
1	Brandon Jones	1-0-0
1	Mike Montgomery	0-1-0
1	Dave Parks	1-0-0
1	Carl Pickens	1-0-0
1	Bo Scaife	1-0-0
1	Ben Troupe	0-1-0
1	Gary Wellman	1-0-0
1	John White	0-1-0
1	Damian Williams	1-0-0
1	Oliver Williams	0-1-0
1	Roydell Williams	1-0-0
1	Frank Wycheck	1-0-0

TOP PERFORMANCES BY TEAMMATES

GAMES WITH MORE THAN ONE 100-YARD RUSHER

Dec. 15, 1962	@ New York, Billy Cannon (9-103) and Charlie Tolar (29-107)
Nov. 12, 1967	@ Denver, Woody Campbell (16-101) and Hoyle Granger (22-142)
Dec. 3, 1967	vs. Miami, Woody Campbell (18-141) and Hoyle Granger (25-111)
Sep. 28, 1975	vs. San Diego, Ronnie Coleman (16-112) and Don Hardeman (27-107)
Nov. 27, 1977	vs. Kansas City, Rob Carpenter (14-149) and Ronnie Coleman (15-101)
Oct. 19, 2008	@ Kansas City, Chris Johnson (18-168) and LenDale White (17-149)
Nov. 27, 2008	@ Detroit, Chris Johnson (16-125) and LenDale White (23-106)

GAMES WITH MORE THAN ONE 100-YARD RECEIVER

Nov. 25, 1960	@ Boston, Bill Groman (9-171) and Charlie Hennigan (7-113)
Sep. 24, 1961	@ San Diego, Charlie Hennigan (6-109) and John White (6-112)
Oct. 13, 1961	@ Boston, Bill Groman (8-148) and Charlie Hennigan (13-272)
Oct. 22, 1961	vs. Dallas, Bill Groman (4-123) and Charlie Hennigan (4-108)
Sep. 12, 1964	@ San Diego, Sid Banks (12-131) and Charlie Hennigan (7-104)
Nov. 6, 1964	@ Boston, Charles Frazier (9-143) and Willie Frazier (2-102)
Nov. 4, 1973	@ Baltimore, Ken Burrough (7-117) and Dave Parks (5-127)
Nov. 20, 1978	vs. Miami, Mike Barber (4-112) and Ken Burrough (6-103)
Nov. 20, 1988	vs. Phoenix, Ernest Givens (5-118) and Drew Hill (5-100)
Nov. 25, 2001	vs. Pittsburgh, Kevin Dyson (4-112) and Derrick Mason (7-114)
Dec. 2, 2001	@ Cleveland, Kevin Dyson (6-110) and Derrick Mason (3-122)
Dec. 19, 2004	@ Oakland, Derrick Mason (9-121) and Drew Bennett (13-160)
Nov. 24, 2013	@ Oakland, **Justin Hunter** (6-109) and **Kendall Wright** (6-103)

GAMES WITH 300-YARD PASSER, TWO 100-YARD RECEIVERS

Nov. 25, 1960	at Boston, Jackie Lee (331 yards passing), Bill Groman (171 receiving), Charlie Hennigan (113 receiving)
Oct. 13, 1961	at Boston, Jacky Lee (457 yards passing), Charlie Hennigan (272 receiving), Bill Groman (148 receiving)
Nov. 6, 1964	at Boston, George Blanda (328 yards passing), Charles Frazier (143 receiving), Willie Frazier (102 receiving)
Nov. 4, 1973	at Baltimore, Lynn Dickey (340 yards passing), Dave Parks (127 receiving), Ken Burrough (117 receiving)
Nov. 25, 2001	vs. Pittsburgh, Steve McNair (334 yards passing), Derrick Mason (114 receiving), Kevin Dyson (112 receiving)
Dec. 19, 2004	at Oakland, Billy Volek (492 yards passing), Drew Bennett (160 receiving), Derrick Mason (121 receiving)
Nov. 24, 2013	at Oakland, Ryan Fitzpatrick (320 yards passing), **Justin Hunter** (109 receiving), **Kendall Wright** (103 receiving)

GAMES WITH 100-YARD RUSHER, 100-YARD RECEIVER & 300-YARD PASSER

Dec. 17, 1961	at Oakland, George Blanda (350 yards passing), Billy Cannon (145 rushing), Charlie Hennigan (123 receiving), Willard Dewveall (108 receiving)
Sep. 4, 1983	vs. Green Bay, Archie Manning (348 yards passing), Earl Campbell (123 rushing), Tim Smith (197 receiving)
Nov. 29, 1987	at Indianapolis, Warren Moon (327 yards passing), Mike Rozier (122 rushing), Drew Hill (134 receiving)
Nov. 26, 1990	vs. Buffalo, Warren Moon (300 yards passing), Lorenzo White (125 rushing), Drew Hill (102 receiving)
Sep. 6, 1992	vs. Pittsburgh, Warren Moon (330 yards passing), Lorenzo White (100 rushing) and Haywood Jeffires (117 receiving)
Nov. 29, 2009	vs. Arizona, Vince Young (387 yards passing), Chris Johnson (154 rushing) and Kenny Britt (128 receiving)

LARGEST WIN/LOSS MARGINS

LARGEST MARGIN OF VICTORY

MARGIN	SCORE	DATE	OPPONENT
1. 55 points	55-0	9/9/61	OAKLAND
2. 47 points	47-0	11/6/77	CHICAGO
3. 44 points	58-14	12/9/90	CLEVELAND
4. 42 points	55-13	11/5/61	at Denver
5. 40 points	47-7	12/13/09	ST. LOUIS
6. 39 points	56-17	10/14/62	N.Y. TITANS
7. 38 points	45-7	9/3/66	DENVER
8. 37 points	47-10	11/27/08	at Detroit
9. 36 points	49-13	11/19/61	N.Y. TITANS
10. 35 points	41-6	12/11/88	CINCINNATI
35 points	38-3	11/14/93	at Cincinnati
12. 34 points	37-3	11/11/12	at Miami
34 points	44-10	12/15/62	at N.Y. Titans
13. 32 points	35-3	12/10/00	CINCINNATI
32 points	35-3	10/27/91	CINCINNATI
32 points	39-7	10/1/89	MIAMI

LARGEST MARGIN OF DEFEAT

MARGIN	SCORE	DATE	OPPONENT
1. 59 points	59-0	10/18/09	at New England
2. 54 points	61-7	12/17/89	at Cincinnati
3. 48 points	55-7	12/23/12	at Green Bay
4. 44 points	44-0	11/1/70	at St. Louis
44 points	61-17	12/17/72	CINCINNATI
6. 42 points	45-3	11/1/63	at Boston
42 points	52-10	12/20/70	at Dallas
42 points	45-3	9/18/88	at N.Y. Jets
9. 41 points	55-14	11/6/83	CINCINNATI
41 points	51-10	10/13/74	at Minnesota
11. 39 points	52-13	9/18/66	at N.Y. Jets
12. 34 points	34-0	10/9/72	OAKLAND
34 points	34-0	11/26/89	at Kansas City
34 points	41-7	10/23/11	HOUSTON
15. 33 points	40-7	11/22/87	CLEVELAND
33 points	40-7	9/17/06	at San Diego

HISTORY

2013 SEASON (7-9 REGULAR SEASON, 0-0 PLAYOFFS) • 2ND PLACE AFC SOUTH

DATE	OPPONENT	SCORE	W/L	ATT
09/08	at Pittsburgh	16-9	W	61,585
09/15	at Houston	24-30*	L	71,718
09/22	SAN DIEGO	20-17	W	69,143
09/29	NEW YORK JETS	38-13	W	69,143
10/06	KANSAS CITY	17-26	L	69,143
10/13	at Seattle	13-20	L	68,127
10/20	SAN FRANCISCO	17-31	L	69,143
11/03	at St. Louis	28-21	W	54,617
11/10	JACKSONVILLE	27-29	L	69,143
11/14	INDIANAPOLIS	27-30	L	69,143
11/24	at Oakland	23-19	W	46,001
12/01	at Indianapolis	14-22	L	65,502
12/08	at Denver	28-51	L	76,554
12/15	ARIZONA	34-37*	L	69,143
12/22	at Jacksonville	20-16	W	60,559
12/29	HOUSTON	16-10	W	69,143

* Overtime

	TITANS	OPP
Total First Downs	**311**	**329**
Rushing	103	108
Passing	172	191
Penalty	36	30
3rd Down: Made/Att	94/227	69/201
3rd Down Pct.	41.4	34.3
4th Down: Made/Att	11/17	7/11
4th Down Pct.	64.7	63.6
Possession Avg.	**30:00**	**30:00**
Total Net Yards	**5390**	**5407**
Avg. Per Game	336.9	337.9
Total Plays	1032	1027
Avg. Per Play	5.2	5.3
Net Yards Rushing	**1894**	**1795**
Avg. Per Game	118.4	112.2
Total Rushes	462	446
Net Yards Passing	**3496**	**3612**
Avg. Per Game	218.5	225.8
Sacked/Yards Lost	37/214	36/227
Gross Yards	3710	3839
Att./Completions	533/328	545/344
Completion Pct.	61.5	63.1
Had Intercepted	16	13
Punts/Average	**79/42.9**	**76/45.0**
Net Punting Avg.	79/39.7	76/40.0
Penalties/Yards	**101/900**	**95/779**
Fumbles/Ball Lost	**27/9**	**24/12**
Touchdowns	**41**	**40**
Rushing	16	21
Passing	22	15
Returns	3	4

BY PERIODS	1	2	3	4	OT	PTS
Team	**71**	**77**	**65**	**149**	**0**	**362**
Opponents	**76**	**83**	**88**	**125**	**9**	**381**

SCORING	TD	RU	PA	RT	PAT	FG	S	TP
Bironas	0	0	0	0	41/41	25/29	0	116
C. Johnson	10	6	4	0			0	60
Walker	6	0	6	0			0	36
Greene	4	4	0	0			0	24
Hunter	4	0	4	0			0	24
Fitzpatrick	3	3	0	0			0	18
N. Washington	3	0	3	0			0	18
Locker	2	2	0	0			0	12
Preston	2	0	2	0			0	12
Wright	2	0	2	0			0	12
Battle	1	1	0	0			0	6
Klug	1	0	0	1b			0	6
McCourty	1	0	0	1c			0	6
Thompson	1	0	1	0			0	6
Verner	1	0	0	1a			0	6
Team	**41**	**16**	**22**	**3**	**41/41**	**25/29**	**0**	**362**
Opponents	**40**	**21**	**15**	**4**	**37/38**	**32/39**	**3**	**381**

2-Pt Conversions: TM 0-0, OPP 1-1

FUM/Lost: Fitzpatrick 9/2, C. Johnson 3/2, Locker 3/1, Kern 2/0, Williams 2/1, Wright 2/0, Wylie(TM) 2/1, Bailey 1/1, Reynaud(TM) 1/1, Walker 1/0, L. Washington(LG) 1/0, L. Washington(TM) 1/0

RUSHING	No	Yds	Avg	Lg	TD
C. Johnson	279	1077	3.9	30t	6
Greene	77	295	3.8	29	4
Fitzpatrick	43	225	5.2	26	3
Locker	24	155	6.5	39	2
Battle	36	142	3.9	37	1
Kern	2	0	0.0	0	0
Reynaud	1	0	0.0	0	0
Team	**462**	**1894**	**4.1**	**39**	**16**
Opponents	**446**	**1795**	**4.0**	**60**	**21**

RECEIVING	No	Yds	Avg	Lg	TD
Wright	94	1079	11.5	45	2
Walker	60	571	9.5	33	6
N. Washington	58	919	15.8	77t	3
C. Johnson	42	345	8.2	66t	4
Hunter	18	354	19.7	57	4
Williams	15	178	11.9	32	0
Britt	11	96	8.7	15	0
Greene	6	39	6.5	28	0
Mooney	6	32	5.3	22	0
Preston	5	37	7.4	10t	2
Battle	4	36	9.0	24	0
Thompson	3	13	4.3	9t	1
Stevens	2	5	2.5	6	0
Shiancoe	2	2	1.0	3	0
Reynaud	1	4	4.0	4	0
Fitzpatrick	1	0	0.0	0	0
Team	**328**	**3710**	**11.3**	**77t**	**22**
Opponents	**344**	**3839**	**11.2**	**55**	**15**

INTERCEPTIONS	No	Yds	Avg	Lg	TD
Verner	5	68	13.6	34	1
Pollard	3	36	12.0	32	0
Ayers	1	5	5.0	5	0
Brown	1	3	3.0	3	0
McCarthy	1	1	1.0	1	0
Griffin	1	0	0.0	0	0
G. Wilson	1	0	0.0	0	0
Team	**13**	**113**	**8.7**	**34**	**1**
Opponents	**16**	**132**	**8.3**	**35**	**1**

PUNTING	No	Yds	Avg	Net	TB	In	Lg	B
Kern	78	3386	43.4	39.7	2	32	63	1
Team	**79**	**3386**	**42.9**	**39.7**	**2**	**32**	**63**	**1**
Opponents	**76**	**3422**	**45.0**	**40.0**	**7**	**28**	**61**	**0**

PUNT RETURNS	No	FC	Yds	Avg	Lg	TD
Reynaud	18	8	135	7.5	35	0
L. Washington	6	9	78	13.0	33	0
Williams	4	3	12	3.0	8	0
Wylie	2	0	4	2.0	4	0
Verner	1	0	11	11.0	11	0
Team	**31**	**20**	**240**	**7.7**	**35**	**0**
Opponents	**35**	**25**	**210**	**6.0**	**24**	**0**

KICKOFF RETURNS	No	Yds	Avg	Lg	TD
L. Washington LG	17	500	29.4	95	0
L. Washington TM	16	481	30.1	95	0
Reynaud	15	355	23.7	40	0
Williams	5	123	24.6	37	0
Wylie	5	94	18.8	23	0
Bailey	1	0	0.0	0	0
Battle	1	26	26.0	26	0
Verner	1	17	17.0	17	0
Team	**44**	**1096**	**24.9**	**95**	**0**
Opponents	**45**	**1099**	**24.4**	**46**	**0**

FIELD GOALS	1-19	20-29	30-39	40-49	50+
Bironas	0/0	10/10	8/9	5/7	2/3
Team	**0/0**	**10/10**	**8/9**	**5/7**	**2/3**
Opponents	**2/2**	**6/6**	**6/8**	**15/18**	**3/5**

Bironas/Titans: (26G,44G,27G) (48N,47G) (20G,43N,37G) (26G) (22G,32N) (38G,25G) (31G) () (39G,37G) (25G,38G) (33G,22G,23G) () () (45G,50N,24G) (45G,52G) (42G,55G,37G)
OPP: () (50N,50N,46N) (44G,38B) (45G,47G) (29G,24G, 33G,48G) (31G,29G) (44G) (44N) (32G,44G) (48G,30G, 50G) (52G,48G,24G,32N,48N,42G) (47G,48G,45G,37G, 49G) (25G,64G,19G) (25G,47G,41G) (36G) (19G)

SACKS

Casey 10.5, Morgan 6, Brown 4, Pitoitua 4, A. Johnson 3, Wimbley 3, Klug 2, Ayers 1, Fokou 1, Mi. Martin 1, Pollard 0.5
Titans 36, Opponents 37

TACKLES (Solo-Assists-Total)

Pollard 93-49-142, Brown 80-37-117, Griffin 71-35-106, Fokou 67-31-98, Pitoitua 42-49-91, Casey 49-41-90, McCourty 68-9-77, Verner 61-12-73, Ayers 44-12-56, Morgan 31-23-54, McCarthy 35-16-51, Hill 26-14-40, Sensabaugh 29-8-37, A. Johnson 19-16-35, Wilson 25-8-33, Klug 14-12-26, Wimbley 12-12-24, Martin 9-13-22, Edwards 6-4-10, Wreh-Wilson 6-3-9, Gooden 4-3-7, Campbell 3-1-4, Stafford 1-0-1
Team Totals: 795-408-1,203

PASSING	Att	Cmp	Pct	Yards	Yds/Att	TD	Int	Lg	Sk/Yds	Rating
Fitzpatrick	350	217	62.0	2454	7.01	14	12	77t	21/109	82.0
Locker	183	111	60.7	1256	6.86	8	4	66t	16/105	86.7
Team	**533**	**328**	**61.5**	**3710**	**6.96**	**22**	**16**	**77t**	**37/214**	**83.6**
Opponents	**545**	**344**	**63.1**	**3839**	**7.04**	**15**	**13**	**55**	**36/227**	**83.3**

USUAL STARTING LINEUP

OFFENSE

WR	Nate Washington (85)
TE	Craig Stevens (88)
LT	Michael Roos (71)
LG	Andy Levitre (67)
C	Brian Schwenke (62)
RG	Chance Warmack (70)
RT	David Stewart (76)
TE	Delanie Walker (82)
WR	Kendall Wright (13)
QB	Jake Locker (10)/Ryan Fitzpatrick (4)
RB	Chris Johnson (28)

DEFENSE

LE	Derrick Morgan (91)
DT	Sammie Hill (94)
DT	Jurrell Casey (99)
RE	Ropati Pitoitua (92)
SLB	Akeem Ayers (56)
MLB	Moise Fokou (53)
WLB	Zach Brown (55)
LCB	Jason McCourty (30)
RCB	**Alterraun Verner (20)**
SS	Bernard Pollard (31)
FS	Michael Griffin (33)

SPECIALISTS

K	Rob Bironas (2)
P	Brett Kern (6)
KR/PR	Leon Washington (26)

Pro Bowl All-Pro

GM: Ruston Webster; **Head Coach:** Mike Munchak
Asst. Coaches: Jerry Gray (def. coord.), Dowell Loggains (off. coord.), Steve Watterson (asst. head coach/strength & cond.), Gregg Williams (senior asst./defense), Steve Brown (asst. secondary), Sylvester Croom (RB), Jonathan Gannon (def. asst./qual. ctl.), George Henshaw (TE), Steve Hoffman (ST asst.), Shawn Jefferson (WR), Nate Kaczor (ST), Bruce Matthews (OL), Brett Maxie (secondary), Keith Millard (def. asst./pass rush specialist), Chet Parlavecchio (LB), Dave Ragone (QB), Tracy Rocker (DL), Arthur Smith (OL/TE asst.)

AMERICAN FOOTBALL CONFERENCE STANDINGS

AFC EAST	W	L	T	Pct
New England	12	4	0	.750
New York Jets	8	8	0	.500
Miami	8	8	0	.500
Buffalo	6	10	0	.375
AFC NORTH	**W**	**L**	**T**	**Pct**
Cincinnati	11	5	0	.688
Pittsburgh	8	8	0	.500
Baltimore	8	8	0	.500
Cleveland	4	12	0	.250
AFC SOUTH	**W**	**L**	**T**	**Pct**
Indianapolis	11	5	0	.688
Tennessee	7	9	0	.438
Jacksonville	4	12	0	.250
Houston	2	14	0	.125
AFC WEST	**W**	**L**	**T**	**Pct**
Denver	13	3	0	.813
* Kansas City	11	5	0	.688
* San Diego	9	7	0	.563
Oakland	4	12	0	.250

NATIONAL FOOTBALL CONFERENCE STANDINGS

NFC EAST	W	L	T	PCT.
Philadelphia	10	6	0	.625
Dallas	8	8	0	.500
New York Giants	7	9	0	.438
Washington	3	13	0	.188
NFC NORTH	**W**	**L**	**T**	**Pct**
Green Bay	8	7	1	.531
Chicago	8	8	0	.500
Detroit	7	9	0	.438
Minnesota	5	10	1	.344
NFC SOUTH	**W**	**L**	**T**	**Pct**
Carolina	12	4	0	.750
* New Orleans	11	5	0	.688
Atlanta	4	12	0	.250
Tampa Bay	4	12	0	.250
NFC WEST	**W**	**L**	**T**	**Pct**
Seattle	13	3	0	.813
* San Francisco	12	4	0	.750
Arizona	10	6	0	.625
St. Louis Rams	7	9	0	.438

* Wild Card for Playoffs

2012 SEASON (6-10 REGULAR SEASON, 0-0 PLAYOFFS) • 3RD PLACE AFC SOUTH

DATE	OPPONENT	SCORE	W/L	ATT
09/09	NEW ENGLAND	13-34	L	69,143
09/16	at San Diego	10-38	L	60,804
09/23	DETROIT	44-41*	W	69,143
09/30	at Houston	14-38	L	71,581
10/07	at Minnesota	7-30	L	57,652
10/11	PITTSBURGH	26-23	W	69,143
10/21	at Buffalo	35-34	W	68,836
10/28	INDIANAPOLIS	13-19*	L	69,143
11/04	CHICAGO	20-51	L	69,143
11/11	at Miami	37-3	W	60,165
11/18	BYE			
11/25	at Jacksonville	19-24	L	63,323
12/02	HOUSTON	10-24	L	69,143
12/09	at Indianapolis	23-27	L	64,688
12/17	NEW YORK JETS	14-10	W	69,143
12/23	at Green Bay	7-55	L	70,508
12/30	JACKSONVILLE	38-20	W	69,143

* Overtime

	TITANS	OPP
Total First Downs	**260**	**358**
Rushing	70	122
Passing	166	210
Penalty	24	26
3rd Down: Made/Att	83/217	85/214
3rd Down Pct.	38.2	39.7
4th Down: Made/Att	5/15	6/14
4th Down Pct.	33.3	42.9
Possession Avg.	**27:18**	**32:42**
Total Net Yards	**5,010**	**5,999**
Avg. Per Game	313.1	374.9
Total Plays	957	1,086
Avg. Per Play	5.2	5.5
Net Yards Rushing	1,687	2,035
Avg. Per Game	105.4	127.2
Total Rushes	378	483
Net Yards Passing	3,323	3,964
Avg. Per Game	207.7	247.8
Sacked/Yards Lost	39/254	39/241
Gross Yards	3,577	4,205
Att./Completions	540/318	564/374
Completion Pct.	58.9	66.3
Had Intercepted	16	19
Punts/Average	**83/46.4**	**70/44.1**
Net Punting Avg.	83/40.4	70/36.1
Penalties/Yards	**106/847**	**86/717**
Fumbles/Ball Lost	**21/12**	**15/5**
Touchdowns	**36**	**55**
Rushing	10	16
Passing	17	31
Returns	9	8

BY PERIODS	1	2	3	4	OT	PTS
Team	**72**	**94**	**66**	**95**	**3**	**330**
Opponents	**155**	**58**	**116**	**136**	**6**	**471**

SCORING	TD	RU	PA	RT	PAT	FG	S	TP
Bironas	0	0	0	0	35/35	25/31	0	110
C. Johnson	6	6	0	0			0	36
Britt	4	0	4	0			0	26
Cook	4	0	4	0			0	24
Washington	4	0	4	0			0	24
Wright	4	0	4	0			0	24
Harper	3	3	0	0			0	18
Reynaud	3	0	0	3b			0	18
Brown	2	0	0	2f			0	12
Campbell	1	0	0	1a			0	6
Locker	1	1	0	0			0	6
McCarthy	1	0	0	1d			0	6
Stevens	1	0	1	0			0	6
Verner	1	0	0	1c			0	6
Witherspoon	1	0	0	1e			0	6
Team Defense	0	0	0	0			1	2
Team	**36**	**10**	**17**	**9**	**35/35**	**25/31**	**1**	**330**
Opponents	**55**	**16**	**31**	**8**	**52/52**	**29/31**	**0**	**471**

2-Pt Conversions: Britt, **TM 1-1, OPP 1-2**

FUM/Lost: C. Johnson 5/4, Locker 4/4, Hasselbeck 3/1, Britt 2/1, Stevens 2/0, Brown 1/0, Cook 1/1, Reynaud 1/0, Washington 1/0, Wright 1/1

RUSHING	No	Yds	Avg	Lg	TD
C. Johnson	276	1,243	4.5	94t	6
Locker	41	291	7.1	32	1
Hasselbeck	13	38	2.9	16	0
Reynaud	16	33	2.1	11	0
Harper	19	30	1.6	13	3
Mooney	5	19	3.8	8	0
Ringer	2	14	7.0	9	0
Babineaux	1	10	10.0	10	0
Q. Johnson	4	5	1.3	3	0
Wright	1	4	4.0	4	0
Team	**378**	**1,687**	**4.5**	**94t**	**10**
Opponents	**483**	**2,035**	**4.2**	**46**	**16**

RECEIVING	No	Yds	Avg	Lg	TD
Wright	64	626	9.8	38	4
Washington	46	746	16.2	71t	4
Britt	45	589	13.1	46	4
Cook	44	523	11.9	61t	4
C. Johnson	36	232	6.4	22	0
Williams	30	324	10.8	27	0
Stevens	23	275	12.0	46	1
Thompson	6	46	7.7	12	0
Hawkins	5	62	12.4	42	0
Preston	5	59	11.8	21	0
Q. Johnson	5	40	8.0	17	0
Reynaud	5	35	7.0	9	0
Ringer	3	12	4.0	6	0
Harper	1	8	8.0	8	0
Team	**318**	**3,577**	**11.2**	**71t**	**17**
Opponents	**374**	**4,205**	**11.2**	**82t**	**31**

INTERCEPTIONS	No	Yds	Avg	Lg	TD
Griffin	4	59	14.8	33	0
McCourty	4	29	7.3	28	0
Brown	3	156	52.0	79t	2
Verner	2	11	5.5	11	0
McCarthy	1	49	49.0	49t	1
Witherspoon	1	40	40.0	40t	1
Babineaux	1	10	10.0	10	0
Ayers	1	2	2.0	2	0
R. Johnson	1	2	2.0	2	0
Afalava	1	0	0.0	0	0
Team	**19**	**358**	**18.8**	**79t**	**4**
Opponents	**16**	**260**	**16.3**	**63t**	**4**

PUNTING	No	Yds	Avg	Net	TB	In	Lg	B
Kern	81	3,855	47.6	40.4	5	30	71	2
Team	**83**	**3,855**	**46.4**	**40.4**	**5**	**30**	**71**	**2**
Opponents	**70**	**3,084**	**44.1**	**36.1**	**4**	**29**	**67**	**1**

PUNT RETURNS	No	FC	Yds	Avg	Lg	TD
Reynaud	31	17	410	13.2	81t	2
Campbell	0	0	65	---	65t	1
Team	**31**	**17**	**475**	**15.3**	**81t**	**3**
Opponents	**39**	**15**	**405**	**10.4**	**58**	**0**

KICKOFF RETURNS	No	Yds	Avg	Lg	TD
Reynaud	53	1,240	23.4	105t	1
Hawkins	7	205	29.3	71	0
McCourty	1	14	14.0	14	0
Stevens	1	18	18.0	18	0
Witherspoon	1	6	6.0	6	0
Williams	0	6	---	6	0
Team	**63**	**1,489**	**23.6**	**105t**	**1**
Opponents	**33**	**860**	**26.1**	**89t**	**1**

FIELD GOALS	1-19	20-29	30-39	40-49	50+
Bironas	0/0	6/6	13/13	5/10	1/2
Team	**0/0**	**6/6**	**13/13**	**5/10**	**1/2**
Opponents	**0/0**	**11/11**	**5/6**	**9/9**	**4/5**

Bironas/Titans: (28G,24G) (23G) (31G,38G,41N,48N,26G) () () (22G,38G,47G,40G) ()(39G,45N,30G) (39G) (37G,38G, 53G) (38G,42N,40G,39G,33G) (37G) (57N,40G,31G,25G) (46B) () (48G)
OPP: (25G,31G) (26G) (47G,53G,33G,26G) (33G) (42G, 36G,26G) (29G,28G,52G,54N) (31G,42G) (20G,37B,44G) (40G,25G,22G) (40G) (41G) (50G) (53G,40G) (22G) (26G,48G) ()

SACKS

Morgan 6.5, Ayers 6, Wimbley 6, Brown 5.5, Klug 3.5, Casey 3, Mi. Martin 3, Wynn 2, Marks 1.5, Griffin 1, Witherspoon 1

Titans 39, Opponents 39

TACKLES (Solo-Assists-Total)

Ayers 79-31-110, Griffin 72-31-103, McCourty 79-14-93, Brown 70-23-93, Babineaux 66-26-92, Casey 38-42-80, Verner 66-12-78, Morgan 35-31-66, Marks 31-32-63, Witherspoon 32-16-48, McCarthy 32-13-45, Mouton 33-9-42, Mike Martin 23-17-40, Shaw 30-8-38, Wimbley 18-20-38, Sensabaugh 23-4-27, Afalava 13-10-23, Robert Johnson 10-3-13, Diles 8-5-13, Klug 8-4-12, Wynn 6-6-12, Solomon 3-6-9, Campbell 6-0-6, Dawson 3-2-5, DaJohn Harris 1-4-5, Egboh 2-0-2

Team Totals: 787-369-1,156

PASSING	Att	Cmp	Pct	Yards	Yds/Att	TD	Int	Lg	Sk/Yds	Rating
Locker	314	177	2,176	56.4	6.93	10	11	71t	25/151	74.0
Hasselbeck	221	138	1,367	62.4	6.19	7	5	37	14/103	81.0
Smith	5	3	34	60.0	6.80	0	0	17	0/0	80.4
Team	**540**	**318**	**3,577**	**58.9**	**6.62**	**17**	**16**	**71t**	**39/254**	**76.9**
Opponents	**564**	**374**	**4,205**	**66.3**	**7.46**	**31**	**19**	**82t**	**39/241**	**92.7**

USUAL STARTING LINEUP

OFFENSE

WR	Nate Washington (85)
TE	Jared Cook (89)
LT	Michael Roos (71)
LG	Steve Hutchinson (73)
C	Fernando Velasco (61)
RG	Leroy Harris (64)/Deuce Lutui (72)
RT	David Stewart (76)
TE	Craig Stevens (88)
WR	Kenny Britt (18)
QB	Jake Locker (10)
RB	Chris Johnson (28)

DEFENSE

LE	Derrick Morgan (91)
DT	Sen'Derrick Marks (94)
DT	Jurrell Casey (99)
RE	Kamerion Wimbley (95)
LLB	Akeem Ayers (56)
MLB	Colin McCarthy (52)/Will Witherspoon (92)
RLB	Zach Brown (55)
LCB	Jason McCourty (30)
RCB	Alterraun Verner (20)
SS	Jordan Babineaux (26)
FS	Michael Griffin (33)

SPECIALISTS

K	Rob Bironas (2)
P	Brett Kern (6)
KR/PR	Darius Reynaud (25)

Pro Bowl All-Pro

GM: Ruston Webster; **Head Coach:** Mike Munchak
Asst. Coaches: Jerry Gray (def. coord.), Chris Palmer/ Dowell Loggains* (off. coord.), Steve Watterson (asst. head coach/strength & cond.), Steve Brown (asst. secondary), Frank Bush (LB), Jonathan Gannon (def. asst./qual. ctl.), Nate Kaczor (asst. off. line), Alan Lowry (ST), Bruce Matthews (OL), Brett Maxie (secondary), Keith Millard (def. asst./pass rush specialist), Chet Parlavecchio (ST asst.), Dave Ragone (WR), Tracy Rocker (DL), Jim Skipper (RB), Arthur Smith (off. asst./qual. ctl.), John Zernhelt (TE)

* Palmer was offensive coordinator for first 11 games; Loggains was quarterbacks coach/passing game for first 11 games and offensive coordinator for final five games.

AMERICAN FOOTBALL CONFERENCE STANDINGS

AFC EAST	W	L	T	PCT.
New England	12	4	0	.750
Miami	7	9	0	.438
New York Jets	6	10	0	.375
Buffalo	6	10	0	.375
AFC NORTH	**W**	**L**	**T**	**Pct**
Baltimore	10	6	0	.625
* Cincinnati	10	6	0	.625
Pittsburgh	8	8	0	.500
Cleveland	5	11	0	.313
AFC SOUTH	**W**	**L**	**T**	**Pct**
Houston	12	4	0	.750
* Indianapolis	11	5	0	.688
Tennessee	6	10	0	.375
Jacksonville	2	14	0	.125
AFC WEST	**W**	**L**	**T**	**Pct**
Denver	13	3	0	.813
San Diego	7	9	0	.438
Oakland	4	12	0	.250
Kansas City	2	14	0	.125

NATIONAL FOOTBALL CONFERENCE STANDINGS

NFC EAST	W	L	T	PCT.
Washington	10	6	0	.625
New York Giants	9	7	0	.563
Dallas	8	8	0	.500
Philadelphia	4	12	0	.250
NFC NORTH	**W**	**L**	**T**	**Pct**
Green Bay	11	5	0	.688
* Minnesota	10	6	0	.625
Chicago	10	6	0	.625
Detroit	4	12	0	.250
NFC SOUTH	**W**	**L**	**T**	**Pct**
Atlanta	13	3	0	.813
Carolina	7	9	0	.438
New Orleans	7	9	0	.438
Tampa Bay	7	9	0	.438
NFC WEST	**W**	**L**	**T**	**Pct**
San Francisco	11	4	1	.719
* Seattle	11	5	0	.688
St. Louis	7	8	1	.469
Arizona	5	11	0	.313

* Wild Card for Playoffs

2011 SEASON (9-7 REGULAR SEASON, 0-0 PLAYOFFS) • 2ND PLACE AFC SOUTH

DATE	OPPONENT	SCORE	W/L	ATT
09/11	at Jacksonville	14-16	L	61,619
09/18	BALTIMORE	26-13	W	69,143
09/25	DENVER	17-14	W	69,143
10/02	at Cleveland	31-13	W	66,240
10/09	at Pittsburgh	17-38	L	63,875
10/16	BYE			
10/23	HOUSTON	7-41	L	69,143
10/30	INDIANAPOLIS	27-10	W	69,143
11/06	CINCINNATI	17-24	L	69,143
11/13	at Carolina	30-3	W	72,409
11/20	at Atlanta	17-23	L	68,164
11/27	TAMPA BAY	23-17	W	69,143
12/04	at Buffalo	23-17	W	56,463
12/11	NEW ORLEANS	17-22	L	69,143
12/18	at Indianapolis	13-27	L	64,271
12/24	JACKSONVILLE	23-17	W	69,143
01/01	at Houston	23-22	W	71,512

* Overtime

	TITANS	OPP
Total First Downs	**281**	**324**
Rushing	71	111
Passing	185	187
Penalty	25	26
3rd Down: Made/Att	**80/218**	**96/236**
3rd Down Pct.	**36.7**	**40.7**
4th Down: Made/Att	**10/14**	**8/20**
4th Down Pct.	**71.4**	**40.0**
Possession Avg.	**27:52**	**32:08**
Total Net Yards	**5361**	**5682**
Avg. Per Game	335.1	355.1
Total Plays	984	1080
Avg. Per Play	5.4	5.3
Net Yards Rushing	**1438**	**2053**
Avg. Per Game	89.9	128.3
Total Rushes	376	461
Net Yards Passing	**3923**	**3629**
Avg. Per Game	245.2	226.8
Sacked/Yards Lost	24/190	28/180
Gross Yards	4113	3809
Att./Completions	584/353	591/369
Completion Pct.	60.4	62.4
Had Intercepted	14	11
Punts/Average	**86/43.6**	**83/43.7**
Net Punting Avg.	**86/39.4**	**83/36.4**
Penalties/Yards	**104/960**	**99/812**
Fumbles/Ball Lost	**17/8**	**20/12**
Touchdowns	**34**	**34**
Rushing	8	10
Passing	22	21
Returns	4	3

BY PERIODS	1	2	3	4	OT	PTS
Team	**57**	**110**	**67**	**91**	**0**	**325**
Opponents	**64**	**79**	**74**	**100**	**0**	**317**

SCORING	TD	RU	PA	RT	PAT	FG	S	TP
Bironas	0	0	0	0	34/34	29/32	0	121
Washington	8	1	7	0			0	48
Williams	5	0	5	0			0	30
C. Johnson	4	4	0	0			0	24
Britt	3	0	3	0			0	18
Cook	3	0	3	0			0	18
Avery	1	0	1	0			0	6
Babineaux	1	0	0	1a			0	6
Campbell	1	0	0	1d			0	6
D. Graham	1	0	1	0			0	6
Harper	1	1	0	0			0	6
L. Hawkins	1	0	1	0			0	6
Locker	1	1	0	0			0	6
Mariani	1	0	0	1c			0	6
McCourty	1	0	0	1b			0	6
Ringer	1	1	0	0			0	6
Stevens	1	0	1	0			0	6
Team	**34**	**8**	**22**	**4**	**34/34**	**29/32**	**0**	**325**
Opponents	**34**	**10**	**21**	**3**	**32/32**	**27/28**	**0**	**317**

2-Pt Conversions: Titans 0-0, Opponents 0-2

FUM/Lost: Hasselbeck 4/1, C. Johnson 3/1, Cook 2/2, Amato 1/0, Britt 1/1, Campbell 1/0, Hall 1/1, Harper 1/1, L. Hawkins 1/0, Mariani 1/0, Ringer 1/1

RUSHING	No	Yds	Avg	Lg	TD
C. Johnson	262	1047	4.0	48t	4
Ringer	59	185	3.1	25	1
Locker	8	56	7.0	17	1
Hasselbeck	20	52	2.6	21	0
Harper	17	44	2.6	12	1
Hall	6	24	4.0	12	0
Kern	1	21	21.0	21	0
Washington	2	5	2.5	3t	1
Mariani	1	4	4.0	4	0
Team	**376**	**1438**	**3.8**	**48t**	**8**
Opponents	**461**	**2053**	**4.5**	**80t**	**10**

RECEIVING	No	Yds	Avg	Lg	TD
Washington	74	1023	13.8	57	7
C. Johnson	57	418	7.3	34	0
Cook	49	759	15.5	80t	3
L. Hawkins	47	470	10.0	32	1
Williams	45	592	13.2	54	5
Ringer	28	187	6.7	18	0
Britt	17	289	17.0	80t	3
Stevens	9	166	18.4	58	1
Hall	9	46	5.1	10	0
Mariani	5	24	4.8	6	0
Harper	4	32	8.0	21	0
Avery	3	45	15.0	23	1
Q. Johnson	3	30	10.0	13	0
D. Graham	2	25	12.5	21	1
Amano	1	7	7.0	7	0
Team	**353**	**4113**	**11.7**	**80t**	**22**
Opponents	**369**	**3809**	**10.3**	**78t**	**21**

INTERCEPTIONS	No	Yds	Avg	Lg	TD
McCourty	2	52	26.0	30	0
Griffin	2	0	0.0	0	0
Babineaux	1	97	97.0	97t	1
Finnegan	1	8	8.0	8	0
Hope	1	7	7.0	7	0
Witherspoon	1	7	7.0	7	0
Ruud	1	4	4.0	4	0
Verner	1	4	4.0	4	0
McCarthy	1	0	0.0	0	0
Team	**11**	**179**	**16.3**	**97t**	**1**
Opponents	**14**	**167**	**11.9**	**38t**	**3**

PUNTING	No	Yds	Avg	Net	TB	In	Lg	B
Kern	86	3747	43.6	39.4	7	31	64	0
Team	**86**	**3747**	**43.6**	**39.4**	**7**	**31**	**64**	**0**
Opponents	**83**	**3628**	**43.7**	**36.4**	**6**	**22**	**65**	**2**

PUNT RETURNS	No	FC	Yds	Avg	Lg	TD
Mariani	46	18	490	10.7	79t	1
Campbell	1	0	0	0.0	0	0
Team	**47**	**18**	**490**	**10.4**	**79t**	**1**
Opponents	**36**	**23**	**221**	**6.1**	**30**	**0**

KICKOFF RETURNS	No	Yds	Avg	Lg	TD
Mariani	32	748	23.4	49	0
Campbell	0	84	---	84t	1
Team	**32**	**832**	**26.0**	**100t**	**1**
Opponents	**30**	**680**	**22.7**	**77**	**0**

FIELD GOALS	1-19	20-29	30-39	40-49	50+
Bironas	0/0	5/5	9/10	9/10	6/7
Team	**0/0**	**5/5**	**9/10**	**9/10**	**6/7**
Opponents	**2/2**	**11/11**	**5/5**	**7/7**	**2/3**

Bironas/Titans: (66N) (34N,25G,43G,39G,33G) (46G) (39G) (29G) () (51G,50G) (43G) (38G,36G,49G) (46G) (42N,31G, 52G, 38G) (48G,27G,44G) (43G) (53G,21G) (51G,51G,35G) (21G,43G,33G)
OPP: (48G,21G,45G) (41G,29G) () (48G,51G) (19G) (32G, 29G) (22G) (36G) (50N,29G) (19G,33G,24G) (43G) (27G) (25G,29G,22G) (47G,40G) (39G) (52G,37G,22G)

SACKS

Klug 7, Ball 4, Jones 3, Casey 2.5, Morgan 2.5, Ayers 2, Witherspoon 2, Hayes 1.5, Finnegan 1, McCourty 1, S. Smith 1, Marks 0.5

Titans 28, Opponents 24

TACKLES (Solo-Assists-Total)

Babineaux 81-36-117, McCourty 85-22-107, Griffin 70-26-96, Finnegan 71-24-95, Ayers 66-22-88, McCarthy 61-15-76, Casey 41-33-74, Ruud 51-17-68, Witherspoon 51-11-62, Ball 29-26-55, Verner 29-21-50, Jones 24-24-48, Morgan 23-24-47, S. Smith 20-24-44, Marks 18-26-44, Hope 25-8-33, Klug 18-14-32, Hayes 14-15-29, Sheppard 7-9-16, McRath 11-3-14, Hawkins 9-2-11, A. Smith 4-0-4, Clayton 1-2-3, Shaw 2-0-2, Amato 0-0-0, Bailey 0-0-0, Campbell 0-0-0

Team Totals: 404-811-1,215

PASSING	Att	Cmp	Pct	Yards	Yds/Att	TD	Int	Lg	Sk/Yds	Rating
Hasselbeck	518	319	61.6	3571	6.89	18	14	80t	19/153	82.4
Locker	66	34	51.5	542	8.21	4	0	54	5/37	99.4
Team	**584**	**353**	**60.4**	**4113**	**7.04**	**22**	**14**	**80t**	**24/190**	**84.4**
Opponents	**591**	**369**	**62.4**	**3809**	**6.45**	**21**	**11**	**78t**	**28/180**	**85.1**

USUAL STARTING LINEUP

OFFENSE

WR	Nate Washington (85)
LT	Michael Roos (71)
LG	Leroy Harris (64)
C	Eugene Amano (54)
RG	Jake Scott (73)
RT	David Stewart (76)
TE	Craig Stevens (88)
WR	Damian Williams (17)
FB	Ahmard Hall (45)
QB	Matt Hasselbeck (8)
RB	Chris Johnson (28)

DEFENSE

LE	Derrick Morgan (90)/Dave Ball (98)
LT	Jurrell Casey (99)
RT	Sen'Derrick Marks (94)
RE	Jason Jones (91)
LLB	Akeem Ayers (56)
MLB	Colin McCarthy (52)/Barrett Ruud (55)
RLB	Will Witherspoon (92)
LCB	Jason McCourty (30)
RCB	Cortland Finnegan (31)
SS	Jordan Babineaux (26)
FS	Michael Griffin (33)

SPECIALISTS

K	Rob Bironas (2)
P	Brett Kern (6)
KR/PR	Marc Mariani (83)

Pro Bowl
All-Pro

GM: Mike Reinfeldt; **Head Coach:** Mike Munchak
Asst. Coaches: Jerry Gray (def. coord.), Chris Palmer (off. coord.), Steve Watterson (asst. head coach/strength & cond.), Frank Bush (LB), Curtis Fuller (asst. secondary) Dowell Loggains (QB/passing game), Charles London (off. asst./qual. ctl.), Alan Lowry (ST), Bruce Matthews (OL), Dave McGinnis (senior asst.), Chet Parlavecchio (ST asst.), Dave Ragone (WR), Marcus Robertson (secondary), Tracy Rocker (DL), Jim Skipper (RB), Arthur Smith (def. asst./qual. ctl.), Art Valero (asst. OL), John Zernhelt (TE)

AMERICAN FOOTBALL CONFERENCE STANDINGS

AFC EAST	W	L	T	PCT.
New England	13	3	0	.813
New York Jets	8	8	0	.500
Miami	6	10	0	.375
Buffalo	6	10	0	.375
AFC NORTH	**W**	**L**	**T**	**Pct**
Baltimore	12	4	0	.750
* Pittsburgh	12	4	0	.750
* Cincinnati	9	7	0	.563
Cleveland	4	12	0	.250
AFC SOUTH	**W**	**L**	**T**	**Pct**
Houston	10	6	0	.625
Tennessee	9	7	0	.563
Jacksonville	5	11	0	.313
Indianapolis	2	14	0	.125
AFC WEST	**W**	**L**	**T**	**Pct**
Denver	8	8	0	.500
San Diego	8	8	0	.500
Oakland	8	8	0	.500
Kansas City	7	9	0	.438

NATIONAL FOOTBALL CONFERENCE STANDINGS

NFC EAST	W	L	T	PCT.
New York Giants	9	7	0	.563
Philadelphia	8	8	0	.500
Dallas	8	8	0	.500
Washington	5	11	0	.313
NFC NORTH	**W**	**L**	**T**	**Pct**
Green Bay	15	1	0	.938
* Detroit	10	6	0	.625
Chicago	8	8	0	.500
Minnesota	3	13	0	.188
NFC SOUTH	**W**	**L**	**T**	**Pct**
New Orleans	13	3	0	.813
* Atlanta	10	6	0	.625
Carolina	6	10	0	.375
Tampa Bay	4	12	0	.250
NFC WEST	**W**	**L**	**T**	**Pct**
San Francisco	13	3	0	.813
Arizona	8	8	0	.500
Seattle	7	9	0	.438
St. Louis	2	14	0	.125

* Wild Card for Playoffs

2010 SEASON (6-10 REGULAR SEASON, 0-0 PLAYOFFS) • 4TH PLACE AFC SOUTH

DATE	OPPONENT	SCORE	W/L	ATT
Sep. 12	OAKLAND	38-13	W	69,143
Sep. 19	PITTSBURGH	11-19	L	69,143
Sep. 26	at New York Giants	29-10	W	79,386
Oct. 3	DENVER	20-26	L	69,143
Oct. 10	at Dallas	34-27	W	90,616
Oct. 18	at Jacksonville	30-3	W	63,625
Oct. 24	PHILADELPHIA	37-19	W	69,143
Oct. 31	at San Diego	25-33	L	59,260
Nov. 7	BYE			
Nov. 14	at Miami	17-29	L	65,585
Nov. 21	WASHINGTON	16-19*	L	69,143
Nov. 28	at Houston	0-20	L	70,855
Dec. 5	JACKSONVILLE	6-17	L	69,143
Dec. 9	INDIANAPOLIS	28-30	L	69,143
Dec. 19	HOUSTON	31-17	W	69,143
Dec. 26	at Kansas City	14-34	L	65,606
Jan. 2	at Indianapolis	20-23	L	67,188

* Overtime

	TITANS	OPP
Total First Downs	**252**	**356**
Rushing	73	107
Passing	155	214
Penalty	24	35
3rd Down: Made/Att	71/204	104/242
3rd Down Pct.	34.8	43.0
4th Down: Made/Att	8/14	9/22
4th Down Pct.	57.1	40.9
Possession Avg.	**25:54**	**34:06**
Total Net Yards	**4834**	**5883**
Avg. Per Game	302.1	367.7
Total Plays	907	1139
Avg. Per Play	5.3	5.2
Net Yards Rushing	**1727**	**1851**
Avg. Per Game	107.9	115.7
Total Rushes	406	474
Net Yards Passing	**3107**	**4032**
Avg. Per Game	194.2	252.0
Sacked/Yards Lost	27/171	40/272
Gross Yards	3278	4304
Att./Completions	474/273	625/410
Completion Pct.	57.6	65.6
Had Intercepted	15	17
Punts/Average	**77/42.9**	**61/42.9**
Net Punting Avg.	**77/39.1**	**61/34.6**
Penalties/Yards	**128/1040**	**114/1039**
Fumbles/Ball Lost	**22/14**	**25/8**
Touchdowns	**40**	**32**
Rushing	13	7
Passing	24	23
Returns	3	2

BY PERIODS	1	2	3	4	OT	PTS
Team	**79**	**92**	**83**	**102**	**0**	**356**
Opponents	**65**	**130**	**65**	**76**	**3**	**339**

SCORING	TD	RU	PA	RT	PAT	FG	S	TP
Bironas	0	0	0	0	38/38	24/26	0	110
C. Johnson	12	11	1	0			0	72
Britt	9	0	9	0			0	56
Washington	6	0	6	0			0	36
Moss LG	5	0	5	0			0	30
Scaife	4	0	4	0			0	24
Mariani	2	0	0	2			0	12
Ringer	2	2	0	0			0	12
Stevens	2	0	2	0			0	12
Cook	1	0	1	0			0	6
Finnegan	1	0	0	1			0	6
Gage	1	0	1	0			0	6
Schommer	0	0	0	0			1	2
Team	**40**	**13**	**24**	**3**	**38/38**	**24/26**	**2**	**356**
Opponents	**32**	**7**	**23**	**2**	**30/30**	**39/48**	**0**	**339**

2-Pt Conversions: Britt, **Titans 1-2, Opponents 0-2**

FUM/Lost: Young 6/4, K. Collins 5/3, C. Johnson 3/2, Mariani 3/2, Scaife 2/1, Amano 1/0, Amato 1/1, Britt 1/1

RUSHING	No	Yds	Avg	Lg	TD
C. Johnson	316	1364	4.3	76t	11
Ringer	51	239	4.7	54	2
Young	25	125	5.0	20	0
Williams	1	5	5.0	5	0
K. Collins	10	1	0.1	4	0
Hall	1	1	1.0	1	0
Kern	1	0	0.0	0	0
Washington	1	-8	-8.0	-8	0
Team	**406**	**1727**	**4.3**	**76t**	**13**
Opponents	**474**	**1851**	**3.9**	**37**	**7**

RECEIVING	No	Yds	Avg	Lg	TD
C. Johnson	44	245	5.6	25	1
Britt	42	775	18.5	80t	9
Washington	42	687	16.4	71t	6
Scaife	36	318	8.8	30	4
Cook	29	361	12.4	36	1
Moss LG	28	393	14.0	37t	5
Moss TM	6	80	13.3	26	0
Gage	20	266	13.3	30	1
Williams	16	219	13.7	39	0
Hall	15	100	6.7	19	0
Stevens	11	122	11.1	28	2
Ringer	7	44	6.3	9	0
L. Hawkins	5	61	12.2	24	0
Team	**273**	**3278**	**12.0**	**80t**	**24**
Opponents	**410**	**4304**	**10.5**	**75t**	**23**

INTERCEPTIONS	No	Yds	Avg	Lg	TD
Griffin	4	50	12.5	28	0
Verner	3	41	13.7	19	0
Finnegan	2	41	20.5	41t	1
McCourty	2	11	5.5	11	0
Witherspoon	2	11	5.5	9	0
Hope	1	32	32.0	32	0
Tulloch	1	18	18.0	18	0
Fuller	1	0	0.0	0	0
Marks	1	-6	-6.0	-6	0
Team	**17**	**198**	**11.6**	**41t**	**1**
Opponents	**15**	**120**	**8.0**	**54t**	**1**

PUNTING	No	Yds	Avg	Net	TB	In	Lg	B
Kern	77	3302	42.9	39.1	4	24	68	0
Team	**77**	**3302**	**42.9**	**39.1**	**4**	**24**	**68**	**0**
Opponents	**61**	**2618**	**42.9**	**34.6**	**9**	**15**	**68**	**1**

PUNT RETURNS	No	FC	Yds	Avg	Lg	TD
Mariani	27	17	329	12.2	87t	1
Team	**27**	**17**	**329**	**12.2**	**87t**	**1**
Opponents	**35**	**16**	**214**	**6.1**	**29**	**0**

KICKOFF RETURNS	No	Yds	Avg	Lg	TD
Mariani	60	1530	25.5	98t	1
Hall	2	21	10.5	15	0
Cook	1	3	3.0	3	0
Gage	1	2	2.0	2	0
Team	**64**	**1556**	**24.3**	**98t**	**1**
Opponents	**56**	**1389**	**24.8**	**97t**	**1**

FIELD GOALS	1-19	20-29	30-39	40-49	50+
Bironas	0/0	6/6	8/9	8/8	2/3
Team	**0/0**	**6/6**	**8/9**	**8/8**	**2/3**
Opponents	**1/1**	**10/10**	**15/15**	**11/17**	**2/5**

Bironas/Titans: (43G) (21G) (48G,22G) (35N,55G,46G) (52G, 40G) (26G,33G,36G)(41G,38G,33G) (21G) (40G) (25G, 32G,40G) () (37G,30G) () (30G) () (26G,42G,61N)
OPP: (34G,30G,53N) (36G,34G,25G,27G) (53N,50G,44N) (36G,36G,35G,36G)(51G,44N,26G) (33G) (25G,46G,46G,28G) (34G,36G) (23G,26G,42G)(19G,51N,40G,42G,47N,48G) (35G,33G) (26G,49B,48N) (21G,28G,47G) (37G) (35G,47N,42G) (48G,44G,43G)

SACKS

Babin 12.5, Ball 7, T. Brown 3.5, Jones 3.5, Ford 3, Witherspoon 3, Hayes 1.5, McRath 1.5, Morgan 1.5, Finnegan 1, Hope 1, Tulloch 1

Titans 40, Opponents 27

TACKLES (Solo-Assists-Total)

Tulloch 121-48-169, Griffin 99-54-153, Hope 85-48-133, Verner 76-27-103, Finnegan 76-24-100, Witherspoon 65-34-99, Babin 56-37-93, Ford 38-29-67, Jones 36-25-61, McRath 45-15-60, Ball 32-27-59, Haye 30-22-52, Marks 27-23-50, Hayes 27-22-49, McCourty 36-9-45, Brown 18-17-35, Fuller 22-10-32, Douglas 14-16-30, Shaw 7-4-11, Morgan 6-4-10, Sheppard 4-5-9, Winborn 4-4-8, Gordon 2-2-4, Mouton 3-0-3, Allred 2-1-3

Team Totals: 931-507-1,438

PASSING	Att	Cmp	Pct	Yards	Yds/Att	TD	Int	Lg	Sk/Yds	Rating
K. Collins	278	160	57.6	1823	6.56	14	8	80t	13/91	82.2
Young	156	93	59.6	1255	8.04	10	3	71t	13/80	98.6
Smith	40	20	50.0	200	5.00	0	4	52	1/0	25.0
Team	**474**	**273**	**57.6**	**3278**	**6.92**	**24**	**15**	**80t**	**27/171**	**82.6**
Opponents	**625**	**410**	**65.6**	**4304**	**6.89**	**23**	**17**	**75t**	**40/272**	**86.4**

USUAL STARTING LINEUP

OFFENSE

WR	Nate Washington (85)
LT	Michael Roos (71)
LG	Leroy Harris (64)
C	Eugene Amano (54)
RG	Jake Scott (73)
RT	David Stewart (76)
TE	Craig Stevens (88)/Bo Scaife (80)
WR	Justin Gage (12)/Kenny Britt (18)
FB	Ahmard Hall (45)
QB	Vince Young (10)/Kerry Collins (5)
RB	**Chris Johnson (28)**

DEFENSE

LE	**Jason Babin (93)**
LT	Jason Jones (91)
RT	Tony Brown (97)
RE	Dave Ball (98)
LLB	Gerald McRath (51)
MLB	Stephen Tulloch (55)
RLB	Will Witherspoon (92)
LCB	Alterraun Verner (20)
RCB	Cortland Finnegan (31)
SS	Chris Hope (24)
FS	**Michael Griffin (33)**

SPECIALISTS

K	Rob Bironas (2)
P	Brett Kern (6)
KR/PR	**Marc Mariani (83)**

Pro Bowl
All-Pro

GM: Mike Reinfeldt; **Head Coach:** Jeff Fisher
Asst. Coaches: Mike Heimerdinger (off. coord.), Chuck Cecil (def. coord.), Craig Johnson (asst. head coach/RB), Dave McGinnis (asst. head coach/LB), Steve Watterson (asst. head coach/strength & conditioning), Marty Galbraith (ST asst.), Fred Graves (WR), Tim Hauck (asst. secondary), Dowell Loggains (QB/passing game), Alan Lowry (ST), Mike Munchak (OL), Marcus Robertson (secondary), Rayna Stewart (def. asst./qual ctl.), Jim Washburn (DL), Richie Wessman (qual. control/off.), John Zernhelt (TE)

AMERICAN FOOTBALL CONFERENCE STANDINGS

AFC EAST	W	L	T	PCT.
New England	14	2	0	.875
* New York Jets	11	5	0	.688
Miami	7	9	0	.438
Buffalo	4	12	0	.250
AFC NORTH	**W**	**L**	**T**	**Pct**
Pittsburgh	12	4	0	.750
* Baltimore	12	4	0	.750
Cleveland	5	11	0	.313
Cincinnati	4	12	0	.250
AFC SOUTH	**W**	**L**	**T**	**Pct**
Indianapolis	10	6	0	.625
Jacksonville	8	8	0	.500
Houston	6	10	0	.375
Tennessee	**6**	**10**	**0**	**.375**
AFC WEST	**W**	**L**	**T**	**Pct**
Kansas City	10	6	0	.625
San Diego	9	7	0	.563
Oakland	8	8	0	.500
Denver	4	12	0	.250

NATIONAL FOOTBALL CONFERENCE STANDINGS

NFC EAST	W	L	T	PCT.
Philadelphia	10	6	0	.625
New York Giants	10	6	0	.625
Dallas	6	10	0	.375
Washington	6	10	0	.375
NFC NORTH	**W**	**L**	**T**	**Pct**
Chicago	11	5	0	.688
* Green Bay	10	6	0	.625
Detroit	6	10	0	.375
Minnesota	6	10	0	.375
NFC SOUTH	**W**	**L**	**T**	**Pct**
Atlanta	13	3	0	.813
* New Orleans	11	5	0	.688
Tampa Bay	10	6	0	.625
Carolina	2	14	0	.125
NFC WEST	**W**	**L**	**T**	**Pct**
Seattle	7	9	0	.438
St. Louis	7	9	0	.438
San Francisco	6	10	0	.375
Arizona	5	11	0	.313

* Wild Card for Playoffs

2009 SEASON (8-8 REGULAR SEASON, 0-0 PLAYOFFS) • 3RD PLACE AFC SOUTH

DATE	OPPONENT	SCORE	W/L	ATT
Sep. 10	at Pittsburgh	10-13*	L	65,110
Sep. 20	HOUSTON	31-34	L	69,143
Sep. 27	at NY Jets	17-24	L	75,863
Oct. 4	at Jacksonville	17-37	L	49,014
Oct. 11	INDIANAPOLIS	9-31	L	69,143
Oct. 18	at New England	0-59	L	68,756
Oct. 25	BYE			
Nov. 1	JACKSONVILLE	30-13	W	69,143
Nov. 8	at San Francisco	34-27	W	69,732
Nov. 15	BUFFALO	41-17	W	69,143
Nov. 23	at Houston	20-17	W	71,153
Nov. 29	ARIZONA	20-17	W	69,143
Dec. 6	at Indianapolis	17-27	L	66,321
Dec. 13	ST. LOUIS	47-7	W	69,143
Dec. 20	MIAMI	27-24*	W	69,143
Dec. 25	SAN DIEGO	17-42	L	69,143
Jan. 3	at Seattle	17-13	W	67,002

* Overtime

	TITANS	OPP
Total First Downs	**288**	**323**
Rushing	115	89
Passing	154	210
Penalty	19	24
3rd Down: Made/Att	89/214	89/218
3rd Down Pct.	41.6	40.8
4th Down: Made/Att	12/22	12/17
4th Down Pct.	54.5	70.6
Possession Avg.	**28:27**	**31:33**
Total Net Yards	**5623**	**5850**
Avg. Per Game	351.4	365.6
Total Plays	990	1038
Avg. Per Play	5.7	5.6
Net Yards Rushing	**2592**	**1711**
Avg. Per Game	162.0	106.9
Total Rushes	499	402
Net Yards Passing	**3031**	**4139**
Avg. Per Game	189.4	258.7
Sacked/Yards Lost	15/73	32/224
Gross Yards	3104	4363
Att./Completions	476/271	604/404
Completion Pct.	56.9	66.9
Had Intercepted	15	20
Punts/Average	**69/43.4**	**76/44.3**
Net Punting Avg.	**69/38.7**	**76/39.5**
Penalties/Yards	**98/821**	**94/724**
Fumbles/Ball Lost	**27/16**	**20/7**
Touchdowns	**39**	**48**
Rushing	19	16
Passing	16	31
Returns	4	1

BY PERIODS	1	2	3	4	OT	PTS
Titans	**77**	**103**	**67**	**104**	**3**	**354**
Opponents	**82**	**169**	**77**	**71**	**3**	**402**

SCORING	TD	RU	PA	RT	PAT	FG	S	TP
Bironas	0	0	0	0	37/37	27/32	0	118
Johnson	16	14	2	0			0	98
Washington	6	0	6	0			0	36
Britt	3	0	3	0			0	18
Gage	3	0	3	0			0	18
Fuller	2	0	0	2			0	12
White	2	2	0	0			0	12
Young	2	2	0	0			0	12
Collins	1	1	0	0			0	6
Crumpler	1	0	1	0			0	6
Finnegan	1	0	0	1			0	6
Hood	1	0	0	1			0	6
Scaife	1	0	1	0			0	6
Titans	**39**	**19**	**16**	**4**	**37/37**	**27/32**	**0**	**354**
Opp.	**48**	**16**	**31**	**1**	**46/47**	**22/27**	**0**	**402**

2-Pt Conversions: Johnson, **Titans 1-2, Opponents 1-1**

FUM/Lost: Young 8/2, Mouton 4/2, Collins 3/2, Johnson 3/3, Hall 2/2, Britt 1/1, Crumpler 1/1, Finnegan 1/0, Pearman 1/1, Scaife 1/1, Washington 1/0, White 1/1

RUSHING	No	Yds	Avg	Lg	TD
Johnson	358	2006	5.6	91t	14
Young	55	281	5.1	44	2
White	64	222	3.5	11	2
Ringer	8	48	6.0	32	0
Collins	11	15	1.4	10t	1
Washington	2	15	7.5	14	0
Hall	1	5	5.0	5	0
Team	**499**	**2592**	**5.2**	**91t**	**19**
Opponents	**402**	**1711**	**4.3**	**80t**	**16**

RECEIVING	No	Yds	Avg	Lg	TD
Johnson	50	503	10.1	69t	2
Washington	47	569	12.1	35	6
Scaife	45	440	9.8	27	1
Britt	42	701	16.7	57	3
Gage	28	383	13.7	49	3
Crumpler	27	222	8.2	27	1
Hall	12	79	6.6	15	0
Cook	9	74	8.2	17	0
Hawkins	7	110	15.7	32	0
White	3	14	4.7	7	0
M. Jones	1	9	9.0	9	0
Team	**271**	**3104**	**11.5**	**69t**	**16**
Opponents	**404**	**4363**	**10.8**	**72t**	**31**

INTERCEPTIONS	No	Yds	Avg	Lg	TD
Finnegan	5	194	38.8	80	1
Hood	3	91	30.3	43	1
Fuller	3	71	23.7	45t	2
Bulluck	3	45	15.0	23	0
Hope	3	24	8.0	24	0
Harper	1	4	4.0	4	0
Griffin	1	3	3.0	3	0
McRath	1	1	1.0	1	0
Team	**20**	**433**	**21.7**	**80**	**4**
Opponents	**15**	**121**	**8.1**	**26**	**0**

PUNTING	No	Yds	Avg	Net	TB	In	Lg	B
Kern LG	64	2910	45.5	38.5	10	27	67	0
Kern TM	37	1665	45.0	41.4	4	18	67	0
Hodges TM	22	868	39.5	31.8	2	1	50	0
Hentrich	9	422	46.9	44.1	0	3	60	0
Bironas	1	40	40.0	40.0	0	0	40	0
Team	**69**	**2995**	**43.4**	**38.7**	**6**	**22**	**67**	**0**
Opponents	**76**	**3364**	**44.3**	**39.5**	**7**	**32**	**64**	**0**

PUNT RETURNS	No	FC	Yds	Avg	Lg	TD
Pearman	11	8	112	10.2	18	0
Kaesviharn	9	8	34	3.8	10	0
Mouton	6	3	37	6.2	15	0
Finnegan	4	1	14	3.5	11	0
M. Jones	3	2	23	7.7	15	0
Team	**33**	**22**	**220**	**6.7**	**18**	**0**
Opponents	**29**	**17**	**208**	**7.2**	**37**	**0**

KICKOFF RETURNS	No	Yds	Avg	Lg	TD
Britt	24	523	21.8	56	0
M. Jones	13	264	20.3	27	0
Ringer	9	181	20.1	25	0
Pearman	8	174	21.8	27	0
Griffin	6	143	23.8	31	0
Crumpler	3	20	6.7	15	0
McCourty	3	72	24.0	27	0
Hall	1	12	12.0	12	0
Mouton	1	14	14.0	14	0
Stevens	1	14	14.0	14	0
Team	**69**	**1417**	**20.5**	**56**	**0**
Opponents	**71**	**1714**	**24.1**	**99t**	**1**

FIELD GOALS	1-19	20-29	30-39	40-49	50+
Bironas	0/0	8/8	4/6	10/12	5/6
Team	**0/0**	**8/8**	**4/6**	**10/12**	**5/6**
Opponents	**0/0**	**9/9**	**8/9**	**4/6**	**1/3**

Bironas/Titans: (37N,31B,45G) (40G) (38G) (29G) (49G,43G, 46G) () (48G,25G,45G) (21G,28G) (38G,60N,51G) (50G, 49N,53G) (52G,24G) (20G) (27G,34G,36G,50G) (24G,46G) (46G) (47N,47G)
Oppponents: (32G,33G) (38G,23G) (30G) (22G,50G,55N,33G) (23G) (39N,33G) () (40G,25G) (25G) (49N,26G,49N) (41G) (43G,52N,36G) () (23G,28G,45G) () (35G,20G)

SACKS

Ford 5.5, T. Brown 5, Hayes 4, J. Jones 4, Vanden Bosch 3, Hope 2, Tulloch 2, Fuller 1, Griffin 1, Kearse 1, Marks 1, Thornton 1, (group) 1, Haye 0.5
Titans 32, Opponents 15

TACKLES (Solo-Assists-Total)

Tulloch 95-37-132, Bulluck 83-35-118, Griffin 62-46-108, Hope 70-25-95, Vanden Bosch 41-45-86, W. Hayes 51-31-82, Harper 69-8-77, Finnegan 57-19-76, Brown 36-25-61, Thornton 46-14-60, J. Haye 29-26-55, Vickerson 24-25-49, Ball 19-19-38, Ford 22-16-38, McRath 25-13-38, Fuller 25-8-33, McCourty 20-10-30, Marks 9-14-23, J. Jones 15-6-21, Hood 14-4-18, Mouton 9-8-17, Allred 6-9-15, Kaesviharn 10-3-13, Kearse 5-6-11, C. Williams 5-2-7, Amato 0-0-0, Keglar 0-0-0, Nickey 0-0-0
Team Totals: 847-454-1,301

PASSING	Att	Cmp	Pct	Yards	Yds/Att	TD	Int	Lg	Sk/Yds	Rating
Young	259	152	58.7	1879	7.25	10	7	66t	9/36	82.8
Collins	216	119	55.1	1225	5.67	6	8	69t	6/37	65.5
Johnson	1	0	0.0	0	0.00	0	0	---	0/0	39.6
Team	**476**	**271**	**56.9**	**3104**	**6.52**	**16**	**15**	**69t**	**15/73**	**74.8**
Opponents	**604**	**404**	**66.9**	**4363**	**7.22**	**31**	**20**	**72t**	**32/224**	**91.2**

USUAL STARTING LINEUP

OFFENSE

WR	Nate Washington (85)
LT	Michael Roos (71)
LG	Eugene Amano (54)
C	**Kevin Mawae (68)**
RG	Jake Scott (73)
RT	David Stewart (76)
TE	Bo Scaife (80)/Alge Crumpler (83)
WR	Justin Gage (12)
FB	Ahmard Hall (45)
QB	**Vince Young (10)**
RB	**Chris Johnson (28)**

DEFENSE

LE	William Hayes (95)
LT	Jovan Haye (75)
RT	Tony Brown (97)
RE	**Kyle Vanden Bosch (93)**
LLB	David Thornton (50)
MLB	Stephen Tulloch (55)
RLB	Keith Bulluck (53)
LCB	Nick Harper (20)
RCB	Cortland Finnegan (31)
SS	Chris Hope (24)
FS	Michael Griffin (33)

SPECIALISTS

K	Rob Bironas (2)
P	Brett Kern (6)

Pro Bowl
All-Pro

GM: Mike Reinfeldt; **Head Coach:** Jeff Fisher
Asst. Coaches: Mike Heimerdinger (off. coord.), Chuck Cecil (def. coord.), Dave McGinnis (asst. head coach/LB), Steve Watterson (asst. head coach/strength & conditioning), Earnest Byner (RB), Marty Galbraith (ST asst.), Fred Graves (WR), Tim Hauck (asst. secondary), Craig Johnson (QB), Dowell Loggains (off. qual. ctl.), Alan Lowry (ST), Mike Munchak (OL), Marcus Robertson (secondary), Rayna Stewart (def. asst./qual ctl.), Jim Washburn (DL), Richie Wessman (off. asst.), John Zernhelt (TE)

AMERICAN FOOTBALL CONFERENCE STANDINGS

AFC EAST	W	L	T	PCT.
New England	10	6	0	.625
* N.Y. Jets	9	7	0	.563
Miami	7	9	0	.438
Buffalo	6	10	0	.375
AFC NORTH	**W**	**L**	**T**	**Pct.**
Cincinnati	10	6	0	.625
* Baltimore	9	7	0	.563
Pittsburgh	9	7	0	.563
Cleveland	5	11	0	.313
AFC SOUTH	**W**	**L**	**T**	**PCT.**
Indianapolis	14	2	0	.875
Houston	9	7	0	.563
Tennessee	**8**	**8**	**0**	**.500**
Jacksonville	7	9	0	.438
AFC WEST	**W**	**L**	**T**	**PCT.**
San Diego	13	3	0	.813
Denver	8	8	0	.500
Oakland	5	11	0	.313
Kansas City	4	12	0	.250

NATIONAL FOOTBALL CONFERENCE STANDINGS

NFC EAST	W	L	T	PCT.
Dallas	11	5	0	.688
* Philadelphia	11	5	0	.688
N.Y. Giants	8	8	0	.500
Washington	4	12	0	.250
NFC NORTH	**W**	**L**	**T**	**Pct.**
Minnesota	12	4	0	.813
* Green Bay	11	5	0	.688
Chicago	7	9	0	.438
Detroit	2	14	0	.125
NFC SOUTH	**W**	**L**	**T**	**PCT.**
New Orleans	13	3	0	.813
Atlanta	9	7	0	.563
Carolina	8	8	0	.500
Tampa Bay	3	13	0	.188
NFC WEST	**W**	**L**	**T**	**PCT.**
Arizona	10	6	0	.625
San Francisco	8	8	0	.500
Seattle	5	11	0	.313
St. Louis	1	15	0	.063

* Wild Card for Playoffs

2008 SEASON (13-3 REGULAR SEASON, 0-1 PLAYOFFS) • 1ST PLACE AFC SOUTH

DATE	OPPONENT	SCORE	W/L	ATT
Sep. 7	JACKSONVILLE	17-10	W	69,143
Sep. 14	at Cincinnati	24-7	W	65,540
Sep. 21	HOUSTON	31-12	W	69,143
Sep. 28	MINNESOTA	30-17	W	69,143
Oct. 5	at Baltimore	13-10	W	71,131
Oct 12	BYE			
Oct. 19	at Kansas City	34-10	W	74,200
Oct. 27	INDIANAPOLIS	31-21	W	69,143
Nov. 2	GREEN BAY	19-16*	W	69,143
Nov. 9	at Chicago	21-14	W	62,124
Nov. 16	at Jacksonville	24-14	W	65,258
Nov. 23	NY JETS	13-34	L	69,143
Nov. 27	at Detroit	47-10	W	60,112
Dec. 7	CLEVELAND	28-9	W	69,143
Dec. 14	at Houston	12-13	L	70,831
Dec. 21	PITTSBURGH	31-14	W	69,143
Dec. 28	at Indianapolis	0-23	L	66,721
Jan. 10	**BALTIMORE**	**10-13**	**L**	**69,143**

* Overtime

	TITANS	OPP
Total First Downs	**268**	**276**
Rushing	108	81
Passing	143	166
Penalty	17	29
3rd Down: Made/Att	78/216	79/226
3rd Down Pct.	36.1	35.0
4th Down: Made/Att	5/11	8/18
4th Down Pct.	45.5	44.4
Possession Avg.	**29:09**	**30:51**
Total Net Yards	**5018**	**4698**
Avg. Per Game	313.6	293.6
Total Plays	973	1022
Avg. Per Play	5.2	4.6
Net Yards Rushing	**2199**	**1502**
Avg. Per Game	137.4	93.9
Total Rushes	508	403
Avg. Per Play	4.3	3.7
Net Yards Passing	**2819**	**3196**
Avg. Per Game	176.2	199.8
Sacked/Yards Lost	12/83	44/262
Gross Yards	2902	3458
Att./Comp.	453/265	575/342
Completion Pct.	58.5	59.5
Had Intercepted	9	20
Punts/Average	**87/42.8**	**87/42.3**
Net Punting Avg.	**36.5**	**36.2**
Penalties/Yards	**108/855**	**93/750**
Fumbles/Ball Lost	**18/8**	**28/11**
Touchdowns	**41**	**25**
Rushing	24	12
Passing	13	12
Returns	4	1

BY PERIODS	1	2	3	4	OT	PTS
Titans	**63**	**119**	**67**	**123**	**3**	**375**
Opponents	**49**	**87**	**34**	**64**	**0**	**234**

SCORING	TD	RU	PA	RT	PAT	FG	S	TP
Bironas	0	0	0	0	40/40	29/33	0	127
White	15	15	0	0	0/0	0/0	0	90
Johnson	10	9	1	0	0/0	0/0	0	60
Gage	6	0	6	0	0/0	0/0	0	36
Hall	2	0	2	0	0/0	0/0	0	14
Scaife	2	0	2	0	0/0	0/0	0	12
Griffin	1	0	2	1	0/0	0/0	0	6
Ball	1	0	0	1	0/0	0/0	0	6
Jones	1	0	1	0	0/0	0/0	0	6
Finnegan	1	0	0	1	0/0	0/0	0	6
Bulluck	1	0	0	1	0/0	0/0	0	6
Crumpler	1	0	1	0	0/0	0/0	0	6
Titans	**41**	**24**	**13**	**4**	**40/40**	**29/33**	**0**	**375**
Opponents	**25**	**12**	**12**	**1**	**24/24**	**20/30**	**0**	**234**

2-point conversions: Hall, **Titans 1-1, Opponents 0-0**

FUM/Lost: Collins 5/1, Carr 2/0, McCareins 2/2, Young 2/0, Crumpler 1/0, Hall 1/1, Hentrich 1/1, C. Johnson 1/1, Mawae 1/1, Scaife 1/0, White 1/1

RUSHING	No	Yds	Avg	Lg	TD
Johnson	251	1228	4.9	66t	9
White	200	773	3.9	80t	15
Ganther	9	61	6.8	22	0
Collins	25	49	2.0	17	0
Jones	2	35	17.5	28	0
Young	8	27	3.4	8	0
Hall	8	21	2.6	6	0
McCareins	2	8	4.0	4	0
Henry	1	3	3.0	3	0
Hentrich	2	-6	-3.0	0	0
Titans	**508**	**2199**	**4.3**	**80t**	**24**
Opponents	**403**	**1502**	**3.7**	**61t**	**12**

RECEIVING	No	Yds	Avg	Lg	TD
Scaife	58	561	9.7	44	2
Johnson	43	260	6.0	25	1
Jones	41	449	11.0	40	1
Gage	34	651	19.1	56t	6
McCareins	30	412	13.7	37	0
Crumpler	24	257	10.7	28	1
Hall	13	138	10.6	54	2
Hawkins	7	68	9.7	19	0
Ganther	6	43	7.2	15	0
White	5	16	3.2	7	0
Davis	2	31	15.5	21	0
Stevens	1	9	9.0	9	0
Williams	1	7	7.0	7	0
Titans	**265**	**2902**	**11.0**	**56t**	**13**
Opponents	**342**	**3458**	**10.1**	**65**	**12**

INTERCEPTIONS	No	Yds	Avg	Lg	TD
Griffin	7	172	24.6	83t	1
Finnegan	5	100	20.0	99t	1
Hope	4	53	13.3	39	0
Harper	2	11	5.5	15.0	0
Ball	1	15	15.0	15t	1
Carr	1	0	0.0	0	0
Titans	**20**	**351**	**17.6**	**99t**	**3**
Opponents	**9**	**88**	**9.8**	**33**	**0**

PUNTING	No	Yds	Avg	Net	TB	In	Lg	B
Hentrich	87	3725	42.8	36.5	13	27	75	0
Titans	**87**	**3725**	**42.8**	**36.5**	**13**	**27**	**75**	**0**
Opponents	**87**	**3676**	**42.3**	**36.2**	**10**	**28**	**66**	**1**

PUNT RETURNS	No	FC	Yds	Avg	Lg	TD
Carr	32	20	323	10.1	44	0
Davis	2	1	6	3.0	9	0
Titans	**34**	**21**	**329**	**9.7**	**44**	**0**
Opponents	**32**	**20**	**290**	**9.1**	**34**	**0**

KICKOFF RETURNS	No	Yds	Avg	Lg	TD
Carr	35	984	28.1	52	0
Hawkins	7	130	18.6	23	0
Davis	4	119	29.8	33	0
Griffin	2	32	16.0	28	0
Hall	2	21	10.5	13	0
Johnson	1	17	17.0	17	0
Stevens	1	16	16.0	16	0
Titans	**52**	**1319**	**25.4**	**52**	**0**
Opponents	**61**	**1524**	**25.0**	**59**	**0**

FIELD GOALS	1-19	20-29	30-39	40-49	50+
Bironas	0-0	6-6	7-7	15-19	1-1
Titans	**0-0**	**6-6**	**7-7**	**15-19**	**1-1**
Opponents	**0-0**	**9-10**	**6-10**	**4-8**	**1-2**

Bironas/Titans: (47G) (34G) (44G) (20G, 32G, 49G) (35G, 26G) (49G, 46G) (34G, 44G, 43N, 48G) (31G, 25G, 22G, 47N, 41G) (49N) (32G) (43G, 49G) (49G, 41G, 45G, 43G) ( ) (26G, 23G, 51G, 34G,) (42G) (48N)
Opponents: (37N,27G) (37N) (44G, 24G) (42G, 48N) (38G, 45N) (39N, 50N, 26G) ( ) (23G, 25G, 38G) (48B) ( ) (20G, 30G) (53G) (47G, 41G, 44N, 39G) (32G, 26N, 24G) (33N) (28G, 21G, 38G)

SACKS

Haynesworth 8.5, Ford 7, J. Jones 5, Ball 4.5, Vanden Bosch 4.5, Brown 4, Kearse 3.5, Vickerson 1.5, Finnegan 1, Griffin 1, Hayes 1, Hope 1, Tulloch 1, Bulluck 0.5
Titans 44, Opponents 12

TACKLES (Solo-Assists-Total)

Bulluck 83-37-120, Tulloch 62-36-98, Hope 71-22-93, Thornton 63-30-93, Griffin 49-32-81, Harper 70-10-80, Finnegan 61-18-79, Haynesworth 45-30-75, Brown 41-32-73, Ball 22-29-51, Jones 28-21-49, Kearse 35-13-48, Vanden Bosch 16-30-46, Ford 27-18-45, Fuller 35-8-43, Carr 24-9-33, Fowler 14-13-27, Vickerson 10-13-23, Hayes 13-8-21, King 9-1-10, Allred 7-1-8, Nickey 3-3-6, Keglar 3-2-5, Stamer 1-1-2, Amato 0-0-0, Gordon 0-0-0, Hill 0-0-0, Williams 0-0-0
Team Totals: 792-417-1209

PASSING	Att	Cmp	Pct	Yards	Yds/Att	TD	Int	Lg	Sk/Yds	Rating
K.Collins	415	242	58.3	2676	6.4	12	7	56t	8/60	80.2
V.Young	36	22	61.1	219	6.1	1	2	54	3/13	64.5
C.Simms	2	1	50.0	7	3.5	0	0	7	1/10	78.8
Titans	**453**	**265**	**58.5**	**2902**	**6.4**	**13**	**9**	**56t**	**12/83**	**78.8**
Opponents	**575**	**342**	**59.5**	**3458**	**6.0**	**12**	**20**	**65**	**44/262**	**69.2**

USUAL STARTING LINEUP

OFFENSE

WR	Justin McCareins (19)
LT	**Michael Roos (71)**
LG	Eugene Amano (54)
C	**Kevin Mawae (68)**
RG	Jake Scott (73)
RT	David Stewart (76)
TE	Alge Crumpler (83)
WR	Justin Gage (12)
FB	Ahmard Hall (45)
QB	**Kerry Collins (5)**
RB	**Chris Johnson (28)**

DEFENSE

LE	Jevon Kearse (90)
LT	Tony Brown (97)
RT	**Albert Haynesworth (92)**
RE	Kyle Vanden Bosch (93)
LLB	David Thornton (50)
MLB	Stephen Tulloch (55)
RLB	Keith Bulluck (53)
LCB	Nick Harper (20)
RCB	**Cortland Finnegan (31)**
SS	**Chris Hope (24)**
FS	**Michael Griffin (33)**

SPECIALISTS

K	Rob Bironas (2)
P	Craig Hentrich (15)

Pro Bowl
All-Pro

GM: Mike Reinfeldt; **Head Coach:** Jeff Fisher
Asst. Coaches: Mike Heimerdinger (off. coord.), Jim Schwartz (def. coord.), Dave McGinnis (asst. head coach/LB), Bart Andrus (off. asst.), Matt Burke (def. asst./qual. ctl.), Earnest Byner (RB), Chuck Cecil (DB), Marty Galbraith (ST asst.), Fred Graves (WR), Craig Johnson (QB), Dowell Loggains (off. qual. ctl.), Alan Lowry (ST), Mike Munchak (OL), Marcus Robertson (asst. secondary), Jim Washburn (DL), Steve Watterson (asst. head coach/strength & conditioning), John Zernhelt (TE)

AMERICAN FOOTBALL CONFERENCE STANDINGS

AFC EAST	W	L	T	PCT.
Miami	11	5	0	.688
New England	11	5	0	.688
N.Y. Jets	9	7	0	.563
Buffalo	7	9	0	.438
AFC NORTH	**W**	**L**	**T**	**Pct.**
Pittsburgh	12	4	0	.750
* Baltimore	11	5	0	.688
Cincinnati	4	11	0	.281
Cleveland	4	12	0	.250
AFC SOUTH	**W**	**L**	**T**	**PCT.**
Tennessee	**13**	**3**	**0**	**.813**
* Indianapolis	12	4	0	.750
Houston	8	8	0	.500
Jacksonville	5	11	0	.313
AFC WEST	**W**	**L**	**T**	**PCT.**
San Diego	8	8	0	.500
Denver	8	8	0	.500
Oakland	5	11	0	.313
Kansas City	2	14	0	.125

NATIONAL FOOTBALL CONFERENCE STANDINGS

NFC EAST	W	L	T	PCT.
N.Y. Giants	12	4	0	.750
* Philadelphia	9	6	1	.594
Dallas	9	7	0	.563
Washington	8	8	0	.500
NFC NORTH	**W**	**L**	**T**	**Pct.**
Minnesota	10	6	0	.625
Chicago	9	7	0	.563
Green Bay	6	10	0	.375
Detroit	**0**	**16**	**0**	**.000**
NFC SOUTH	**W**	**L**	**T**	**PCT.**
Carolina	12	4	0	.750
* Atlanta	11	5	0	.688
Tampa Bay	9	7	0	.563
New Orleans	8	8	0	.500
NFC WEST	**W**	**L**	**T**	**PCT.**
Arizona	9	7	0	.563
San Francisco	7	9	0	.438
Seattle	4	12	0	.250
St. Louis	2	14	0	.125

* Wild Card for Playoffs

2007 SEASON (10-6 REGULAR SEASON, 0-1 PLAYOFFS) • 3RD PLACE AFC SOUTH

DATE	OPPONENT	SCORE	W/L	ATT
Sep. 9	at Jacksonville	13-10	W	65,437
Sep. 16	INDIANAPOLIS	20-22	L	69,143
Sep. 24	at New Orleans	31-14	W	70,002
Sep. 30	BYE			
Oct. 7	ATLANTA	20-13	W	69,143
Oct. 14	at Tampa Bay	10-13	L	65,347
Oct. 21	at Houston	38-36	W	70,734
Oct. 28	OAKLAND	13-9	W	69,143
Nov. 4	CAROLINA	20-7	W	69,143
Nov. 11	JACKSONVILLE	13-28	L	69,143
Nov. 19	at Denver	20-34	L	76,590
Nov. 25	at Cincinnati	6-35	L	65,489
Dec. 2	HOUSTON	28-20	W	69,143
Dec. 9	SAN DIEGO	17-23*	L	69,143
Dec. 16	at Kansas City	26-17	W	74,976
Dec. 23	N.Y. JETS	10-6	W	69,143
Dec. 30	at Indianapolis	16-10	W	57,202
Jan. 6	**at San Diego**	**6-17**	**L**	**65,640**

* Overtime

	TITANS	OPP
Total First Downs	**306**	**268**
Rushing	118	80
Passing	171	165
Penalty	17	23
3rd Down: Made/Att	89/217	97/230
3rd Down Pct.	41.0	42.2
4th Down: Made/Att	2/11	8/16
4th Down Pct.	18.2	50.0
Possession Avg.	**31:38**	**28:22**
Total Net Yards	**4987**	**4665**
Avg. Per Game	311.7	291.6
Total Plays	1037	978
Avg. Per Play	4.8	4.8
Net Yards Rushing	**2109**	**1478**
Avg. Per Game	131.8	92.4
Total Rushes	543	369
Avg. Per Play	3.9	4.0
Net Yards Passing	**2878**	**3187**
Avg. Per Game	179.9	199.2
Sacked/Yards Lost	30/199	40/241
Gross Yards	3077	3428
Att./Comp.	464/288	569/349
Completion Pct.	62.1	61.3
Had Intercepted	17	22
Punts/Average	**73/41.9**	**81/44.6**
Net Punting Avg.	**36.5**	**37.6**
Penalties/Yards	**101/773**	**90/745**
Fumbles/Ball Lost	**32/17**	**26/12**
Touchdowns	**28**	**35**
Rushing	17	11
Passing	9	21
Returns	2	3

BY PERIODS	1	2	3	4	OT	PTS
Titans	**59**	**64**	**98**	**80**	**0**	**301**
Opponents	**65**	**78**	**64**	**84**	**6**	**297**

SCORING	TD	RU	PA	RT	PAT	FG	S	TP
Bironas	0	0	0	0	28/28	35/39	0	133
White	7	7	0	0	0/0	0/0	0	42
C.Brown	5	5	0	0	0/0	0/0	0	30
R.Williams	4	0	4	0	0/0	0/0	0	24
Young	3	3	0	0	0/0	0/0	0	18
Henry	2	2	0	0	0/0	0/0	0	12
Jones	2	0	2	0	0/0	0/0	0	12
Fuller	2	0	0	2	0/0	0/0	0	12
Gage	2	0	2	0	0/0	0/0	0	12
Scaife	1	0	1	0	0/0	0/0	0	6
Titans	**28**	**17**	**9**	**2**	**28/28**	**35/39**	**0**	**301**
Opponents	**35**	**11**	**21**	**3**	**31/33**	**18/25**	**0**	**297**

2-point conversions: Titans 0-0, Opponents 1-1

FUM/Lost: Young 10/3, Davis 6/3, White 5/5, Mawae 2/1, Scaife 2/2, Bell 1/1, C. Brown 1/1, Bulluck 1/0, Collins 1/1, Gage 1/0, Griffin 1/0, B. Jones 1/0, M. Williams (LG) 1/1

RUSHING	No	Yds	Avg	Lg	TD
White	303	1110	3.7	28	7
C.Brown	102	462	4.5	42	5
Young	93	395	4.2	21	3
Henry	31	119	3.8	24t	2
Jones	2	37	18.5	19	0
Davis	2	19	9.5	14	0
Hall	1	8	8.0	8	0
Barclay	1	3	3.0	3	0
Troupe	1	-1	-1.0	-1	0
Collins	3	-3	-1.0	-1	0
Hentrich	1	-8	-8.0	-8	0
Bell	1	-15	-15.0	-15	0
R.Williams	2	-17	-8.5	-6	0
Titans	**543**	**2109**	**3.9**	**42**	**17**
Opponents	**369**	**1478**	**4.0**	**62t**	**11**

RECEIVING	No	Yds	Avg	Lg	TD
Gage	55	750	13.6	73	2
R.Williams	55	719	13.1	48	4
Scaife	46	421	9.2	26	1
Moulds	32	342	10.7	46	0
Jones	21	248	11.8	35t	2
White	20	114	5.7	15	0
C.Brown	19	128	6.7	16	0
Hartstock	12	138	11.5	27	0
Hall	9	60	6.7	11	0
Henry	6	53	8.8	18	0
Troupe	5	47	9.4	13	0
Davis	5	38	7.6	13	0
Barclay	2	13	6.5	7	0
Ealy	1	6	6.0	6	0
Titans	**288**	**3077**	**10.7**	**73**	**9**
Opponents	**349**	**3428**	**9.8**	**69t**	**21**

INTERCEPTIONS	No	Yds	Avg	Lg	TD
Bulluck	5	63	12.6	35	0
Harper	3	62	20.7	32	0
Griffin	3	3	1.0	3	0
Fuller	2	137	68.5	76t	2
Hope	2	45	22.5	45	0
Lowry	2	18	9.0	17	0
Thornton	2	16	8.0	11	0
Finnegan	1	14	14.0	14	0
Hill	1	0	0.0	0	0
LaBoy	1	0	0.0	0	0
Titans	**22**	**358**	**16.3**	**76t**	**2**
Opponents	**17**	**116**	**6.8**	**23**	**0**

PUNTING	No	Yds	Avg	Net	TB	In	Lg	B
Hentrich	70	2939	42.0	36.5	6	24	66	0
Miller	3	121	40.3	37.0	0	1	52	0
Titans	**73**	**3060**	**41.9**	**36.5**	**6**	**25**	**66**	**0**
Opponents	**81**	**3615**	**44.6**	**37.6**	**10**	**23**	**70**	**0**

PUNT RETURNS	No	FC	Yds	Avg	Lg	TD
Davis	31	12	293	9.5	39	0
Jones	6	0	29	4.8	13	0
Barclay	3	1	34	11.3	19	0
Finnegan	2	3	11	5.5	9	0
Titans	**42**	**16**	**367**	**8.7**	**39**	**0**
Opponents	**31**	**16**	**274**	**8.8**	**80t**	**1**

KICKOFF RETURNS	No	Yds	Avg	Lg	TD
Griffin	18	422	23.4	48	0
Barclay	14	304	21.7	37	0
Henry	13	272	20.9	46	0
Davis	2	37	18.5	19	0
Troupe	2	21	10.5	12	0
Lowry	1	15	15.0	15	0
Hartsock	1	14	14.0	14	0
Cramer	1	13	13.0	13	0
Titans	**52**	**1098**	**21.1**	**48**	**0**
Opponents	**58**	**1404**	**24.2**	**76**	**0**

FIELD GOALS	1-19	20-29	30-39	40-49	50+
Bironas	0-0	10-12	12-12	9-10	4-5
Titans	**0-0**	**10-12**	**12-12**	**9-10**	**4-5**
Opponents	**0-0**	**7-8**	**5-6**	**3-5**	**3-6**

Bironas/Titans: (20G, 31G), (30G, 36G), (33G, 27N), (30G, 40G, 47N), (48G), (52G, 25G, 21G, 30G, 28G, 43G, 29G, 29G), (35G, 23G), (47G, 53G), (36G, 49G), (56G, 37G), (28G, 23G), (53N), (44G, 29N), (37G, 37G, 40G, 25G), (46G) (40G, 54G, 33G)
Opponents: (22G), (22G, 39G, 20G, 36N), (), (32G, 53N, 28G, 48N, 50N), (23G, 43G), (), (50G, 43G, 54G), (40N), (), (21G, 39G), (26N), (45G, 50G), (20G), (36G), (51N), (37G)

SACKS

Vanden Bosch 12.0, Odom 8.0, Haynesworth 6.0, LaBoy 6.0, T.Brown 4.0, Finnegan 1.0, Fuller 1.0, Nickey 1.0, Thornton 1.0
Titans 40.0, Opponents 30.0

TACKLES (Solo-Assists-Total)

Thornton 97-43-140, Vanden Bosch 65-50-115, Bulluck 75-34-109, Finnegan 84-25-109, T.Brown 46-37-83, Harper 75-5-80, Fowler 42-31-73, Haynesworth 41-28-69, Hope 39-21-60, Lowry 41-20-61, Griffin 34-15-49, Odom 24-20-44, Starks 21-18-39, Tulloch 28-8-36, Fuller 27-8-35, LaBoy 15-5-20, Hill 13-1-14, Fisher 5-4-9, Veal 4-4-8, King 5-2-7, Conover 2-2-4, Herndon 3-0-3, Vickerson 2-1-3, Gardner 1-0-1, Nickey 1-0-1, Simon 0-1-1, Amato 0-0-0, Mahelona 0-0-0, Woods 0-0-0
Team Totals: 790-383-1173

PASSING	Att	Cmp	Pct	Yards	Yds/Att	TD	Int	Lg	Sk/Yds	Rating
Young	382	238	62.3	2546	6.7	9	17	73	25/157	71.1
Collins	82	50	61.0	531	6.5	0	0	46	5/42	79.9
Titans	**464**	**268**	**62.1**	**3077**	**6.6**	**9**	**17**	**73**	**30/199**	**72.6**
Opponents	**569**	**349**	**61.3**	**3428**	**6.0**	**21**	**22**	**69t**	**40/241**	**74.5**

USUAL STARTING LINEUP

OFFENSE

WR	Roydell Williams (86)
LT	Michael Roos (71)
LG	Jacob Bell (60)
C	Kevin Mawae (68)
RG	Benji Olson (75)
RT	David Stewart (76)
TE	Bo Scaife (80)
WR	Justin Gage (12)
TE	Ben Hartsock (88)
QB	Vince Young (10)
RB	LenDale White (25)

DEFENSE

LE	Antwan Odom (98)
LT	Tony Brown (97)
RT	**Albert Haynesworth (92)**
RE	**Kyle Vanden Bosch (93)**
LLB	David Thornton (50)
MLB	Ryan Fowler (52)
RLB	Keith Bulluck (53)
LCB	Nick Harper (20)
RCB	Cortland Finnegan (31)
SS	Chris Hope (24)
FS	Michael Griffin (33)

SPECIALISTS

K	**Rob Bironas (2)**
P	Craig Hentrich (15)

Pro Bowl
All-Pro

GM: Mike Reinfeldt; **Head Coach:** Jeff Fisher
Asst. Coaches: Norm Chow (off. coord.), Jim Schwartz (def. coord.), Dave McGinnis (Asst. head coach/LB), Sherman Smith (Asst. head coach/RB), Matt Burke (def. asst.), Chuck Cecil (DB), Marty Galbraith (ST asst.), Fred Graves (WR), Craig Johnson (QB), Alan Lowry (ST), Mike Munchak (OL), Marcus Robertson (Asst. Secondary), Jim Washburn (DL), Steve Watterson (strength & rehab.), John Zernhelt (TE)

AMERICAN FOOTBALL CONFERENCE STANDINGS

AFC EAST	W	L	T	PCT.
New England	16	0	0	1.000
Buffalo	7	9	0	.438
N.Y. Jets	4	12	0	.259
Miami	1	15	0	.063
AFC NORTH	**W**	**L**	**T**	**Pct.**
Pittsburgh	10	6	0	.625
Cleveland	10	6	0	.625
Cincinnati	7	9	0	.438
Baltimore	5	11	0	.313
AFC SOUTH	**W**	**L**	**T**	**PCT.**
Indianapolis	13	3	0	.813
* Jacksonville	11	5	0	.688
* **Tennessee**	**10**	**6**	**0**	**.625**
Houston	8	8	0	.500
AFC WEST	**W**	**L**	**T**	**PCT.**
San Diego	11	5	0	.688
Denver	7	9	0	.438
Kansas City	4	12	0	.250
Oakland	4	12	0	.250

NATIONAL FOOTBALL CONFERENCE STANDINGS

NFC EAST	W	L	T	PCT.
Dallas	13	3	0	.667
* N.Y. Giants	10	6	0	.625
* Washington	9	7	0	.563
Philadelphia	8	8	0	.500
NFC NORTH	**W**	**L**	**T**	**Pct.**
Green Bay	13	3	0	.813
Minnesota	8	8	0	.500
Detroit	7	9	0	.438
Chicago	**7**	**9**	**0**	**.438**
NFC SOUTH	**W**	**L**	**T**	**PCT.**
Tampa Bay	9	7	0	.563
Carolina	7	9	0	.438
New Orleans	7	9	0	.438
Atlanta	4	12	0	.250
NFC WEST	**W**	**L**	**T**	**PCT.**
Seattle	10	6	0	.625
Arizona	8	8	0	.500
San Francisco	5	11	0	.313
St. Louis	3	13	0	.188

* Wild Card for Playoffs

2006 SEASON (8-8 REGULAR SEASON, 0-0 PLAYOFFS) • 2ND PLACE AFC SOUTH

DATE	OPPONENT	SCORE	W/L	ATT
Sep. 10	N.Y. JETS	16-23	L	69,143
Sep. 17	at San Diego	7-40	L	64,344
Sep. 24	at Miami	10-13	L	72,733
Oct. 1	DALLAS	14-45	L	69,143
Oct. 8	at Indianapolis	13-14	L	57,021
Oct. 15	at Washington	25-22	W	88,550
Oct. 22	BYE			
Oct. 29	HOUSTON	28-22	W	69,143
Nov. 5	at Jacksonville	7-37	L	66,524
Nov. 12	BALTIMORE	26-27	L	69,143
Nov. 19	at Philadelphia	31-13	W	69,232
Nov. 26	N.Y. GIANTS	24-21	W	69,143
Dec. 3	INDIANAPOLIS	20-17	W	69,143
Dec. 10	at Houston	26-20*	W	70,760
Dec. 17	JACKSONVILLE	24-17	W	69,143
Dec. 24	at Buffalo	30-29	W	54,765
Dec. 31	NEW ENGLAND	23-40	L	69,143

* Overtime

	TITANS	OPP
Total First Downs	**261**	**329**
Rushing	105	121
Passing	133	181
Penalty	23	27
3rd Down: Made/Att	67/205	90/221
3rd Down Pct.	32.7	40.7
4th Down: Made/Att	7/17	10/17
4th Down Pct.	41.2	58.8
Possession Avg.	**27:17**	**32:43**
Total Net Yards	**4810**	**5915**
Avg. Per Game	300.6	369.7
Total Plays	945	1062
Avg. Per Play	5.1	5.6
Net Yards Rushing	**2214**	**2313**
Avg. Per Game	138.4	144.6
Total Rushes	469	506
Avg. Per Play	4.7	4.6
Net Yards Passing	**2596**	**3602**
Avg. Per Game	162.3	225.1
Sacked/Yards Lost	29/152	26/148
Gross Yards	2748	3750
Att./Comp.	447/226	530/335
Completion Pct.	50.6	63.2
Had Intercepted	19	17
Punts/Average	**88/42.7**	**68/42.5**
Net Punting Avg.	**37.3**	**34.4**
Penalties/Yards	**94/803**	**102/906**
Fumbles/Ball Lost	**29/7**	**19/11**
Touchdowns	**36**	**46**
Rushing	15	20
Passing	13	24
Returns	8	2

BY PERIODS	1	2	3	4	OT	PTS
Titans	**52**	**87**	**81**	**98**	**6**	**324**
Opponents	**84**	**116**	**85**	**115**	**0**	**400**

SCORING	TD	RU	PA	RT	PAT	FG	S	TP
Bironas	0	0	0	0	32/32	22/28	0	98
Henry	7	7	0	0	0/0	0/0	0	44
Young	7	7	0	0	0/0	0/0	0	44
A.Jones	4	0	0	4	0/0	0/0	0	24
B.Jones	4	0	4	0	0/0	0/0	0	24
Bennett	3	0	3	0	0/0	0/0	0	20
Scaife	3	1	2	0	0/0	0/0	0	18
Troupe	2	0	2	0	0/0	0/0	0	12
Wade	2	0	2	0	0/0	0/0	0	12
T.Brown	1	0	0	1	0/0	0/0	0	6
Bulluck	1	0	0	1	0/0	0/0	0	6
Hope	1	0	0	1	0/0	0/0	0	6
Finnegan	1	0	0	1	0/0	0/0	0	6
Titans	**36**	**15**	**13**	**8**	**32/32**	**22/28**	**2**	**324**
Opponents	**46**	**20**	**24**	**2**	**41/44**	**27/33**	**0**	**400**

2-point conversions: Bennett, Henry, Young,
Titans 3-3, Opponents 1-2

RUSHING	No	Yds	Avg	Lg	TD
Henry	270	1211	4.5	70t	7
Young	83	552	6.7	39t	7
White	61	244	4.0	26	0
C.Brown	41	156	3.8	21	0
Hall	7	21	3.0	11	0
Scaife	1	13	13.0	13t	1
A.Jones	2	8	4.0	7	0
Roby	1	3	3.0	3	0
B.Jones	1	3	3.0	3	0
Givens	1	3	3.0	3	0
Nickey	1	0	0.0	0	0
Titans	**469**	**2214**	**4.7**	**70t**	**15**
Opponents	**506**	**2313**	**4.6**	**73**	**20**

RECEIVING	No	Yds	Avg	Lg	TD
Bennett	46	737	16.0	39	3
Wade	33	461	14.0	25	2
Scaife	29	370	12.8	34	2
B.Jones	27	384	14.2	53	4
Henry	18	78	4.3	12	0
Hall	15	138	9.2	28	0
White	14	60	4.3	13	0
Troupe	13	150	11.5	32	2
R.Williams	8	121	15.1	20	0
Givens	8	104	13.0	27	0
Hartsock	6	68	11.3	23	0
A.Jones	2	31	15.5	17	0
Roby	2	28	14.0	21	0
Cramer	2	8	4.0	6	0
C.Brown	2	4	2.0	4	0
Wallace	1	6	6.0	6	0
Titans	**226**	**2748**	**12.2**	**53**	**13**
Opponents	**335**	**3750**	**11.2**	**68t**	**24**

INTERCEPTIONS	No	Yds	Avg	Lg	TD
Hope	5	105	21.0	61t	1
A.Jones	4	130	32.5	83t	1
Thompson	3	14	4.7	11	0
Hill	2	20	10.0	11	0
Sirmon	1	13	13.0	13	0
Bulluck	1	0	0.0	0	0
Tulloch	1	0	0.0	0	0
Titans	**17**	**282**	**16.6**	**83t**	**2**
Opponents	**19**	**250**	**13.2**	**55t**	**2**

PUNTING	No	Yds	Avg	Net	TB	In	Lg	B
Hentrich	88	3760	42.7	37.3	10	32	73	0
Titans	**88**	**3760**	**42.7**	**37.3**	**10**	**32**	**73**	**0**
Opponents	**68**	**2888**	**42.5**	**34.4**	**4**	**18**	**61**	**1**

PUNT RETURNS	No	FC	Yds	Avg	Lg	TD
A.Jones	34	3	440	12.9	90t	3
Wade	3	3	27	9.0	18	0
Titans	**37**	**6**	**467**	**12.6**	**90t**	**3**
Opponents	**33**	**24**	**278**	**8.4**	**39**	**0**

KICKOFF RETURNS	No	Yds	Avg	Lg	TD
Wade	50	1194	23.9	48	0
A.Jones	20	521	26.1	70	0
Scaife	4	64	16.0	18	0
Cramer	3	37	12.3	21	0
White	1	14	14.0	14	0
Hartsock	1	5	5.0	5	0
Titans	**79**	**1835**	**23.2**	**70**	**0**
Opponents	**58**	**1263**	**21.8**	**52**	**0**

FIELD GOALS	1-19	20-29	30-39	40-49	50+
Bironas	0-0	10-11	7-7	4-8	1-2
Titans	**0-0**	**10-11**	**7-7**	**4-8**	**1-2**
Opponents	**1-1**	**10-11**	**6-10**	**10-10**	**0-1**

Bironas/Titans: () () (51N, 22G) (33G, 39G) (22G, 47G) (32G, 26G, 30G) () () (21G, 41N, 43B) (36G) (48N, 49G) (25G, 60G) (41G, 33G) (44N, 27G) (42G, 20G, 30G) (25G, 23N, 27G, 27G)
Opponents: (18G, 34N, 30N) (28G, 31G, 35G, 44G) (40G, 30N, 39G) (26N, 43G) () () (27G) (47G, 21G, 39G) (27G, 40G) (42G, 38G) () (53N,20G) (49G, 46G) (43G) (21G, 36G, 45G, 21G, 24G) (28G, 26G, 33N)

SACKS

Vanden Bosch 6.5, LaBoy 3.5, Starks 3.0, Bulluck 2.5, Haynesworth 2.0, Finnegan 2.0, T.Brown 1.5, Mahelona 1.0, A.Jones 1.0, Bockwoldt 1.0, Odom 0.5, Smith 0.5, Sirmon 0.5, Tulloch 0.5
Titans 26.0, Opponents 29.0

TACKLES (Solo-Assists-Total)

Bulluck 107-54-161, Hope 99-29-128, Thornton 93-29-122, Vanden Bosch 67-51-118, Sirmon 67-38-105, Thompson 58-19-77, Smith 43-33-76, P.Jones 54-13-67, Hill 41-18-59, Haynesworth 34-25-59, Finnegan 47-10-57, LaBoy 31-26-57, Starks 36-20-56, T. Brown 33-18-51, Tulloch 23-14-37, Conover 12-9-21, Mahelona 12-9-21, Fuller 11-4-15, Odom 9-6-15, Bockwoldt 4-3-7, Scott 2-3-5, Woolfolk 4-0-4, Savage 2-2-4, Amato 2-1-3, Reynolds 2-0-2, Lowry 0-1-1
Team Totals: 893-435-1328

PASSING	Att	Cmp	Pct	Yards	Yds/Att	TD	Int	Lg	Sk/Yds	Rating
Young	357	184	51.5	2199	6.2	12	13	53	25/129	66.7
Collins	90	42	46.7	549	6.1	1	6	36	4/23	42.3
Titans	**447**	**226**	**50.6**	**2748**	**6.1**	**13**	**19**	**53**	**29/152**	**61.8**
Opponents	**530**	**335**	**63.2**	**3750**	**7.1**	**24**	**17**	**68t**	**26/148**	**86.0**

USUAL STARTING LINEUP

OFFENSE

WR	Brandon Jones (81)
LT	Michael Roos (71)
LG	Jacob Bell (60)
C	Kevin Mawae (68)
RG	Benji Olson (75)
RT	David Stewart (76)
TE	Bo Scaife (80)
WR	Drew Bennett (83)
FB	Ahmard Hall (45)
QB	**Vince Young (10)**
RB	Travis Henry (20)

DEFENSE

LE	Kyle Vanden Bosch (93)
LT	Robaire Smith (98)
RT	Albert Haynesworth (92)
RE	Travis LaBoy (91)
LLB	David Thornton (50)
MLB	Peter Sirmon (59)
RLB	Keith Bulluck (53)
LCB	Reynaldo Hill (21)
RCB	Pacman Jones (32)
SS	Chris Hope (24)
FS	Lamont Thompson (28)

SPECIALISTS

K	Rob Bironas (2)
P	Craig Hentrich (15)

Pro Bowl
All-Pro

GM: Floyd Reese; **Head Coach:** Jeff Fisher
Asst. Coaches: Norm Chow (off. coord.), Jim Schwartz (def. coord.), Dave McGinnis (Asst. head coach/LB), Sherman Smith (Asst. head coach/RB), Matt Burke (def. asst.), Chuck Cecil (S/nickel), Marty Galbraith (ST asst.), Craig Johnson (QB), Alan Lowry (ST), Mike Munchak (OL), Ray Sherman (WR), Jim Washburn (DL), Steve Watterson (strength & rehab.), Everett Withers (DB), John Zernhelt (TE)

AMERICAN FOOTBALL CONFERENCE STANDINGS

AFC EAST	W	L	T	PCT.
New England	12	4	0	.750
* N.Y. Jets	10	6	0	.625
Buffalo	7	9	0	.438
Miami	6	10	0	.375
AFC NORTH	**W**	**L**	**T**	**Pct.**
Baltimore	13	3	0	.812
Cincinnati	8	8	0	.500
Pittsburgh	8	8	0	.500
Cleveland	4	12	0	.250
AFC SOUTH	**W**	**L**	**T**	**PCT.**
Indianapolis	12	4	0	.750
Tennessee	**8**	**8**	**0**	**.500**
Jacksonville	8	8	0	.500
Houston	6	10	0	.375
AFC WEST	**W**	**L**	**T**	**PCT.**
San Diego	14	2	0	.875
* Kansas City	9	7	0	.562
Denver	9	7	0	.562
Oakland	2	14	0	.125

NATIONAL FOOTBALL CONFERENCE STANDINGS

NFC EAST	W	L	T	PCT.
Philadelphia	10	6	0	.625
* Dallas	9	7	0	.562
* N.Y. Giants	8	8	0	.500
Washington	5	11	0	.312
NFC NORTH	**W**	**L**	**T**	**Pct.**
Chicago	13	3	0	.812
Green Bay	8	8	0	.500
Minnesota	6	10	0	.375
Detroit	3	13	0	.188
NFC SOUTH	**W**	**L**	**T**	**PCT.**
New Orleans	10	6	0	.625
Carolina	8	8	0	.500
Atlanta	7	9	0	.438
Tampa Bay	4	12	0	.250
NFC WEST	**W**	**L**	**T**	**PCT.**
Seattle	9	7	0	.562
St. Louis	8	8	0	.500
San Francisco	7	9	0	.438
Arizona	5	11	0	.312

* Wild Card for Playoffs

2005 SEASON (4-12 REGULAR SEASON, 0-0 PLAYOFFS) • 3RD PLACE AFC SOUTH

DATE	OPPONENT	SCORE	W/L	ATT
Sep. 11	at Pittsburgh	7-34	L	62,931
Sep. 18	BALTIMORE	25-10	W	69,149
Sep. 25	at St. Louis	27-31	L	65,835
Oct. 2	INDIANAPOLIS	10-31	L	69,149
Oct. 9	at Houston	34-20	W	70,430
Oct. 16	CINCINNATI	23-31	L	69,149
Oct. 23	at Arizona	10-20	L	39,482
Oct. 30	OAKLAND	25-34	L	69,149
Nov. 6	at Cleveland	14-20	L	72,594
Nov. 13	BYE			
Nov. 20	JACKSONVILLE	28-31	L	69,149
Nov. 27	SAN FRANCISCO	33-22	W	69,149
Dec. 4	at Indianapolis	3-35	L	57,228
Dec. 11	HOUSTON	13-10	W	69,149
Dec. 18	SEATTLE	24-28	L	69,149
Dec. 24	at Miami	10-24	L	72,001
Jan. 1	at Jacksonville	13-40	L	65,485

* Overtime

	TITANS	OPP
Total First Downs	**279**	**294**
Rushing	72	89
Passing	191	180
Penalty	16	25
3rd Down: Made/Att	75/218	71/200
3rd Down Pct.	34.4	35.5
4th Down: Made/Att	9/31	7/11
4th Down Pct.	29.0	63.6
Possession Avg.	**31:13**	**28:47**
Total Net Yards	**5122**	**5110**
Avg. Per Game	320.1	319.4
Total Plays	1022	960
Avg. Per Play	5.0	5.3
Net Yards Rushing	**1525**	**1894**
Avg. Per Game	95.3	118.4
Total Rushes	397	449
Avg. Per Play	3.8	4.2
Net Yards Passing	**3597**	**3216**
Avg. Per Game	224.8	201.0
Sacked/Yards Lost	31/200	41/246
Gross Yards	3797	3462
Att./Comp.	594/358	470/296
Completion Pct.	60.3	63.0
Had Intercepted	14	9
Punts/Average	**78/43.2**	**85/44.1**
Net Punting Avg.	**78/37.8**	**85/37.5**
Penalties/Yards	**125/1002**	**95/718**
Fumbles/Ball Lost	**27/12**	**20/11**
Touchdowns	**33**	**51**
Rushing	8	12
Passing	20	33
Returns	5	6

BY PERIODS	1	2	3	4	OT	PTS
Titans	**50**	**88**	**83**	**78**	**0**	**299**
Opponents	**79**	**132**	**108**	**102**	**0**	**421**

SCORING	TD	RU	PA	RT	PAT	FG	S	TP
Bironas	0	0	0	0	30/32	23/29	0	99
Brown	7	5	2	0			0	42
Bennett	4	0	4	0			0	24
Troupe	4	0	4	0			0	24
B. Jones	2	0	2	0			0	12
Kinney	2	0	2	0			0	12
Odom	2	0	0	2			0	12
Payton	2	2	0	0			0	12
Scaife	2	0	2	0			0	12
R. Williams	2	0	2	0			0	12
Fleming	1	0	1	0			0	6
Hill	1	0	0	1			0	6
P. Jones	1	0	0	1			0	6
Kassell	1	0	0	1			0	6
McNair	1	1	0	0			0	6
Roby	1	0	1	0			0	6
Wade LG	1	0	0	1			0	6
Reynolds	0	0	0	0			1	2
Titans	**33**	**8**	**20**	**5**	**30/32**	**23/29**	**1**	**299**
Opponents	**51**	**12**	**33**	**6**	**48/49**	**21/27**	**0**	**421**

2-point conversions: Titans 0-1, Opponents 2-2

RUSHING	No	Yds	Avg	Lg	TD
Brown	224	851	3.8	38t	5
Henry	88	335	3.8	29	0
McNair	32	139	4.3	19	1
Payton	33	105	3.2	15	2
Mauck	7	39	5.6	12	0
Nash	6	32	5.3	8	0
Roby	2	16	8.0	11	0
Bennett	1	3	3.0	3	0
Volek	1	3	3.0	3	0
B. Jones	1	1	1.0	1	0
Wade LG	1	1	1.0	1	0
Wade TM	1	1	1.0	1	0
Hentrich	1	0	0.0	0	0
Titans	**397**	**1525**	**3.8**	**38t**	**8**
Opponents	**449**	**1894**	**4.2**	**52**	**12**

PASSING	Att	Cmp	Pct	Yards	Yds/Att	TD	Int	Lg	Sk/Yds	Rating
McNair	476	292	61.3	3161	6.64	16	11	57	20/134	82.4
Volek	88	50	56.8	474	5.39	4	2	55t	9/45	77.6
Mauck	27	15	55.6	136	5.04	0	1	17	1/8	53.9
Hentrich	2	1	50.0	26	13.0	0	0	26	0/0	95.8
Bennett	1	0	0.0	0	0.0	0	0	0	0/0	39.6
P. Jones	0	0	---	0	---	0	0	---	1/13	---
Titans	**594**	**358**	**60.3**	**3797**	**6.39**	**20**	**14**	**57**	**31/200**	**80.3**
Opponents	**470**	**296**	**63.0**	**3462**	**7.37**	**33**	**9**	**63t**	**41/246**	**100.7**

RECEIVING	No	Yds	Avg	Lg	TD
Bennett	58	738	12.7	55t	4
Kinney	55	543	9.9	27	2
Troupe	55	530	9.6	35	4
Scaife	37	273	7.4	19	2
Brown	25	327	13.1	57	2
B. Jones	23	299	13.0	38t	2
Calico	22	191	8.7	18	0
R. Williams	21	299	14.2	50t	2
Roby	21	289	13.8	32	1
Wade LG	14	120	8.6	17	0
Wade TM	4	40	10.0	15	0
Henry	13	117	9.0	42	0
Fleming	10	69	6.9	18	1
Payton	6	30	5.0	9	0
Nash	3	14	4.7	7	0
Guenther	2	13	6.5	8	0
Nickey	1	26	26.0	26	0
Small	1	6	6.0	6	0
Roos	1	-7	-7.0	-7	0
Titans	**358**	**3797**	**10.6**	**57**	**20**
Opponents	**296**	**3462**	**11.7**	**63t**	**33**

INTERCEPTIONS	No	Yds	Avg	Lg	TD
Hill	3	88	29.3	52t	1
Bulluck	2	16	8.0	16	0
Kassell	1	21	21.0	21t	1
Woolfolk	1	3	3.0	3	0
T. Williams	1	1	1.0	1	0
Thompson	1	0	0.0	0	0
Titans	**9**	**129**	**14.3**	**52t**	**2**
Opponents	**14**	**293**	**20.9**	**85t**	**4**

PUNTING	No	Yds	Avg	Net	TB	In	Lg	B
Hentrich	78	3371	43.2	37.8	14	21	59	0
Titans	**78**	**3371**	**43.2**	**37.8**	**14**	**21**	**59**	**0**
Opponents	**85**	**3746**	**44.1**	**37.5**	**7**	**16**	**74**	**1**

PUNT RETURNS	No	FC	Yds	Avg	Lg	TD
Wade LG	33	9	317	9.6	73t	1
P. Jones	29	8	272	9.4	52t	1
Thurman TM	9	5	31	3.4	11	0
B. Jones	5	0	75	15.0	32	0
Thompson	1	0	31	31.0	31	0
Ta. Williams	1	0	9	9.0	9	0
Titans	**45**	**13**	**418**	**9.3**	**52t**	**1**
Opponents	**32**	**20**	**144**	**4.5**	**15**	**0**

KICKOFF RETURNS	No	Yds	Avg	Lg	TD
P. Jones	43	1127	26.2	85	0
Roby	22	495	22.5	59	0
Payton	2	24	12.0	24	0
Thurman TM	2	42	21.0	25	0
Fleming	1	9	9.0	9	0
Titans	**70**	**1697**	**24.2**	**85**	**0**
Opponents	**57**	**1290**	**22.6**	**50**	**0**

FIELD GOALS	1-19	20-29	30-39	40-49	50+
Bironas	0/0	10/10	6/7	5/7	2/5
Titans	**0/0**	**10/10**	**6/7**	**5/7**	**2/5**
Opponents	**1/1**	**6/6**	**9/14**	**5/5**	**0/1**

Bironas/Titans: (47N) (39G, 29G, 47G) (41G, 39G) (34G, 38N) (52G, 58N, 49G) (24G, 29G, 47G) (53G) (39G, 24G) (50N) ( ) (35G, 41G, 21G, 22G) (51N, 24G) (46N, 23G, 21G) (38G) (24G) ( )
Opponents: (44G, 27G) (30G) (46G) (20G) (32G, 38G, 43G, 47G) (52N, 21G) (33G, 24G) (22G, 32G) (37G, 19G, 39N) (31G) (34N) ( ) (30G, 37B, 31N) (36B) (25G) (46G, 38G)

SACKS

Vanden Bosch 12.5, LaBoy 6.5, Bulluck 5, Long 3.5, Haynesworth 3, Starks 3, Sirmon 2.5, Odom 2, Schobel 1, Thompson 1, Clauss 0.5, Waddell 0.5
Titans 41, Opponents 31

TACKLES (Solo-Assists-Total)

Bulluck 106-44-150, Vanden Bosch 55-45-100, Sirmon 56-33-89, Kassell 56-33-89, Haynesworth 52-33-85, T. Williams 65-18-83, Thompson 63-15-78, Starks 40-38-78, LaBoy 36-28-64, P. Jones 43-10-53, Woolfolk 42-10-52, Odom 28-22-50, Long 30-19-49, Hill 40-6-46, Clauss 13-17-30, Boiman 13-15-28, Waddell 13-4-17, Reynolds 9-5-14, Schobel 7-4-11, Beckham 9-1-10, Sandy 1-1-2, Spencer 1-0-1, Nickey 1-0-1, Gardner 0-0-0, Fuller 0-0-0
Team Totals: 779-401-1180

USUAL STARTING LINEUP

OFFENSE

WR	Drew Bennett (83)
LT	Brad Hopkins (72)
LG	Zach Piller (69)
C	Justin Hartwig (77)
RG	Benji Olson (75)
RT	Michael Roos (71)
TE	Erron Kinney (88)
WR	Brandon Jones (81)
FB/TE	Troy Fleming (44)/Ben Troupe (84)
QB	**Steve McNair (9)**
RB	Chris Brown (29)

DEFENSE

LE	**Kyle Vanden Bosch (93)**
LT	Randy Starks (90)
RT	Albert Haynesworth (92)
RE	Antwan Odom (98)
LLB	Peter Sirmon (59)
MLB	Brad Kassell (55)
RLB	Keith Bulluck (53)
LCB	Reynaldo Hill (21)
RCB	Pacman Jones (32)
SS	Tank Williams (25)
FS	Lamont Thompson (28)

SPECIALISTS

K	Rob Bironas (2)
P	Craig Hentrich (15)

Pro Bowl
All-Pro

GM: Floyd Reese; **Head Coach:** Jeff Fisher
Asst. Coaches: Norm Chow (off. coord.), Jim Schwartz (def. coord.), George Henshaw (asst. head coach/off.), Dave McGinnis (LB), Chuck Cecil (S/nickel), Marty Galbraith (ST asst.), Ned James (off. asst.), Craig Johnson (QB), Alan Lowry (ST), Mike Munchak (OL), Ray Sherman (WR), Sherman Smith (RB), Jim Washburn (DL), Steve Watterson (strength and conditioning), Everett Withers (DB)

AMERICAN FOOTBALL CONFERENCE STANDINGS

AFC EAST	W	L	T	PCT.
New England	10	6	0	.625
Miami	9	7	0	.562
Buffalo	5	11	0	.312
N.Y. Jets	4	12	0	.250
AFC NORTH	**W**	**L**	**T**	**Pct.**
Cincinnati	11	5	0	.688
* Pittsburgh	11	5	0	.688
Baltimore	6	10	0	.375
Cleveland	6	10	0	.375
AFC SOUTH	**W**	**L**	**T**	**PCT.**
Indianapolis	14	2	0	.875
* Jacksonville	12	4	0	.750
Tennessee	**4**	**12**	**0**	**.250**
Houston	2	14	0	.125
AFC WEST	**W**	**L**	**T**	**PCT.**
Denver	13	3	0	.812
Kansas City	10	6	0	.625
San Diego	9	7	0	.562
Oakland	4	12	0	.250

NATIONAL FOOTBALL CONFERENCE STANDINGS

NFC EAST	W	L	T	PCT.
N.Y. Giants	11	5	0	.688
* Washington	10	6	0	.625
Dallas	9	7	0	.562
Philadelphia	6	10	0	.375
NFC NORTH	**W**	**L**	**T**	**Pct.**
Chicago	11	5	0	.688
Minnesota	9	7	0	.562
Detroit	5	11	0	.312
Green Bay	4	12	0	.250
NFC SOUTH	**W**	**L**	**T**	**PCT.**
Tampa Bay	11	5	0	.688
* Carolina	11	5	0	.688
Atlanta	8	8	0	.500
New Orleans	3	13	0	.188
NFC WEST	**W**	**L**	**T**	**PCT.**
Seattle	13	3	0	.812
St. Louis	6	10	0	.375
Arizona	5	11	0	.312
San Francisco	4	12	0	.250

* Wild Card for Playoffs

2004 SEASON (5-11 REGULAR SEASON, 0-0 PLAYOFFS) • 4TH PLACE AFC SOUTH

DATE	OPPONENT	SCORE	W/L	ATT
Sep. 11	at Miami	17-7	W	69,987
Sep.19	INDIANAPOLIS	17-31	L	68,932
Sep. 26	JACKSONVILLE	12-15	L	68,932
Oct. 3	at San Diego	17-38	L	54,006
Oct. 11	at Green Bay	48-27	W	70,420
Oct. 17	HOUSTON	10-20	L	68,932
Oct. 24	at Minnesota	3-20	L	64,108
Oct. 31	CINCINNATI	27-20	W	68,932
Nov. 7	BYE			
Nov. 14	CHICAGO	17-19*	L	68,932
Nov. 21	at Jacksonville	18-15	W	69,703
Nov. 28	at Houston	21-31	L	70,721
Dec. 5	at Indianapolis	24-51	L	57,278
Dec. 13	KANSAS CITY	38-49	L	68,932
Dec. 19	at Oakland	35-40	L	44,299
Dec. 25	DENVER	16-37	L	68,809
Jan. 2	DETROIT	24-19	W	68,809

* Overtime

	TITANS	OPP
Total First Downs	**308**	**318**
Rushing	85	99
Passing	200	189
Penalty	23	30
3rd Down: Made/Att	74/217	62/186
3rd Down Pct.	34.1	33.3
4th Down: Made/Att	12/27	9/12
4th Down Pct.	44.4	75.0
Possession Avg.	**31:40**	**28:20**
Total Net Yards	**5487**	**5724**
Avg. Per Game	342.9	357.8
Total Plays	1053	977
Avg. Per Play	5.2	5.9
Net Yards Rushing	**1871**	**1917**
Avg. Per Game	116.9	119.8
Total Rushes	420	421
Avg. Per Play	4.5	4.6
Net Yards Passing	**3616**	**3807**
Avg. Per Game	226.0	237.9
Sacked/Yards Lost	44/317	32/220
Gross Yards	3933	4027
Att./Comp.	589/356	524/333
Completion Pct.	60.4	63.5
Had Intercepted	19	18
Punts/Average	**79/42.9**	**74/43.6**
Net Punting Avg.	**79/38.2**	**74/38.8**
Penalties/Yards	**110/923**	**95/774**
Fumbles/Ball Lost	**33/12**	**22/12**
Touchdowns	**41**	**52**
Rushing	12	18
Passing	27	29
Returns	2	5

BY PERIODS	1	2	3	4	OT	PTS
Titans	**106**	**111**	**49**	**78**	**0**	**344**
Opponents	**76**	**117**	**99**	**145**	**2**	**439**

SCORING	TD	RU	PA	RT	PAT	FG	S	TP
Anderson	0	0	0	0	37/37	17/22	0	88
Bennett	11	0	11	0			0	66
Mason	7	0	7	0			0	42
Brown	6	6	0	0			0	36
A. Smith	4	4	0	0			0	24
Kinney	3	0	3	0			0	18
Fleming	2	0	2	0			0	12
Meier	2	0	2	0			0	12
McNair	1	1	0	0			0	8
Berlin	1	0	1	0			0	6
Bulluck	1	0	0	1			0	6
Thompson	1	0	0	1			0	6
Troupe	1	0	1	0			0	6
Volek	1	1	0	0			0	6
Elling TM	0	0	0	0	2/2	1/2	0	5
Hentrich	0	0	0	0	0/0	1/3	0	3
Titans	**41**	**12**	**27**	**2**	**39/39**	**19/27**	**0**	**344**
Opponents	**52**	**18**	**29**	**5**	**50/50**	**23/28**	**3**	**439**

2-point conversions: McNair, **Titans 1-2, Opponents 1-2**

RUSHING	No	Yds	Avg	Lg	TD
Brown	220	1067	4.9	52	6
A. Smith	137	509	3.7	43	4
McNair	23	128	5.6	23	1
Holcombe	17	62	3.6	20	0
Volek	11	50	4.5	14	1
Fleming	7	40	5.7	13	0
Bennett	1	12	12.0	12	0
Hentrich	1	8	8.0	8	0
Johnson	2	-2	-1.0	-1	0
Mason	1	-3	-3.0	-3	0
Titans	**420**	**1871**	**4.5**	**52**	**12**
Opponents	**421**	**1917**	**4.6**	**55**	**18**

RECEIVING	No	Yds	Avg	Lg	TD
Mason	96	1168	12.2	37t	7
Bennett	80	1247	15.6	48t	11
Troupe	33	329	10.0	33	1
Kinney	25	193	7.7	21	3
Meier	25	127	5.1	29	2
A. Smith	22	169	7.7	31	0
Berlin	20	278	13.9	31	1
Brown	20	147	7.4	21	0
Fleming	19	164	8.6	37	2
Holcombe	11	60	5.5	9	0
McAddley	2	38	19.0	36	0
Calico	2	13	6.5	9	0
Volek	1	0	0.0	0	0
Titans	**356**	**3933**	**11.0**	**48t**	**27**
Opponents	**333**	**4027**	**12.1**	**62**	**29**

INTERCEPTIONS	No	Yds	Avg	Lg	TD
Dyson	6	135	22.5	44	0
Thompson	4	77	19.3	37t	1
Bulluck	2	25	12.5	25	0
Woolfolk	1	25	25.0	25	0
Tank Williams	1	13	13.0	13	0
McGarrahan	1	11	11.0	11	0
Rolle	1	0	0.0	0	0
Waddell	1	0	0.0	0	0
Gardner	1	-1	-1.0	-1	0
Titans	**18**	**285**	**15.8**	**44**	**1**
Opponents	**19**	**306**	**16.1**	**51t**	**2**

PUNTING	No	Yds	Avg	Net	TB	In	Lg	B
Hentrich	73	3117	42.7	38.0	8	20	64	0
Elling TM	6	272	45.3	40.2	1	1	58	0
Titans	**79**	**3389**	**42.9**	**38.2**	**9**	**21**	**64**	**0**
Opponents	**74**	**3223**	**43.6**	**38.8**	**9**	**24**	**66**	**0**

PUNT RETURNS	No	FC	Yds	Avg	Lg	TD
Mason	24	12	93	3.9	13	0
Waddell	9	3	54	6.0	18	0
Berlin	7	1	26	3.7	13	0
Titans	**40**	**16**	**173**	**4.3**	**20**	**0**
Opponents	**31**	**26**	**195**	**6.3**	**75t**	**1**

KICKOFF RETURNS	No	Yds	Avg	Lg	TD
McAddley	38	849	22.3	45	0
Fleming	18	316	17.6	30	0
Waddell	17	342	20.1	33	0
Holcombe	3	26	8.7	14	0
Bennett	1	-8	-8.0	-8	0
Kinney	1	21	21.0	21	0
Schobel	1	12	12.0	12	0
Titans	**79**	**1558**	**19.7**	**45**	**0**
Opponents	**69**	**1389**	**20.1**	**35**	**0**

FIELD GOALS	1-19	20-29	30-39	40-49	50+
Anderson	0/0	4/5	4/4	9/12	0/1
Hentrich	0/0	0/0	0/0	0/0	1/3
Elling TM	0/0	1/1	0/1	0/0	0/0
Titans	**0/0**	**5/6**	**4/5**	**9/12**	**1/4**
Opponents	**0/0**	**12/12**	**5/7**	**3/6**	**3/3**

Anderson: ( ) (39G) (26G, 40G) (24G) (36G, 38G, 42B) (40G) (40G) (23G, 45G) (33G) (41G) () (45G, 43B) (50N, 27G) (41N) (44G, 43G) (40G, 27B)
Hentrich: ( ) ( ) ( ) ( ) ( ) ( ) ( ) ( ) ( ) ( ) (58N, 52B) ( ) ( ) ( ) ( ) ( ) ( ) (50G) ( )
Team: (33N, 22G) (39G) (26G, 40G) (24G) (36G, 38G, 42B) (40G) (40G) (23G, 45G) (58N, 33G, 52B) (41G) ( ) (45G, 43B) (50N, 27G) (41N) (44G, 43G, 50G) (40G, 27B)
Opponents: (46N) (28G) ( ) (31G) (39G, 53G) (21G, 50G) (29G, 29G) (28G, 50G) (39N, 29G) (35G, 48G, 44N) (29G, 41B) (47G, 20G, 37G) ( ) (42G) (22G, 34N, 22G, 30G) (26G, 26G)

SACKS

Carter 6.0, Bulluck 5.0, Long 5.0, Starks 4.5, LaBoy 3.5, Hall 2.5, Odom 2.0, Haynesworth 1.0, Williams 1.0, Schulters 1.0, McGarrahan 0.5
Titans 32.0, Opponents 44.0

TACKLES (Solo-Assists-Total)

Bulluck 108-63-171, Kassell 83-45-128, Carter 40-42-82, Hall 42-30-72, Thompson 56-7-63, Haynesworth 39-23-62, Starks 28-25-53, Williams 42-10-52, Long 31-17-48, Odom 21-22-43, Dyson 34-6-40, Woolfolk 35-5-40, LaBoy 18-16-34, Nickey 28-6-34, Waddell 29-2-31, McGarrahan 26-3-29, Rolle 24-2-26, Ena 15-10-25, Boiman 7-17-24, Clauss 9-8-17, Schobel 10-5-15, Calmus 11-4-15, Schulters 12-0-12, Gardner 9-1-10, Thomas 5-2-7, Reynolds 4-1-5, Beckham 5-0-5, Amato 3-1-4
Team Totals: 774-373-1,147

PASSING	Att	Cmp	Pct	Yards	Yds/Att	TD	Int	Lg	Sk/Yds	Rating
Volek	357	218	61.1	2486	6.96	18	10	48t	30/216	87.1
McNair	215	129	60.0	1343	6.25	8	9	37t	13/95	73.1
Johnson	12	6	50.0	68	5.67	0	0	33	1/6	67.4
Hentrich	4	2	50.0	10	2.50	0	0	6	0/0	56.3
Bennett	1	1	100.0	26	26.00	1	0	26t	0/0	158.3
Titans	**589**	**356**	**60.4**	**3933**	**6.68**	**27**	**19**	**48t**	**44/317**	**82.1**
Opponents	**524**	**333**	**63.5**	**4027**	**7.69**	**29**	**18**	**62**	**32/220**	**91.2**

USUAL STARTING LINEUP

OFFENSE

WR	Derrick Mason (85)
LT	Brad Hopkins (72)
LG	Jacob Bell (60)
C	Justin Hartwig (77)
RG	Benji Olson (75)
RT	Fred Miller (71)
TE	Erron Kinney (88)
WR	Drew Bennett (83)
FB	Robert Holcombe (35)
QB	Steve McNair (9)/Billy Volek (7)
RB	Chris Brown (29)

DEFENSE

LE	Antwan Odom (98)
LT	Kevin Carter (93)
RT	Albert Haynesworth (92)
RE	Carlos Hall (97)
LLB	Rocky Boiman (50)
MLB	Brad Kassell (55)
RLB	Keith Bulluck (53)
LCB	Andre Dyson (22)
RCB	Samari Rolle (21)
SS	Tank Williams (25)
FS	Lamont Thompson (28)

SPECIALISTS

K	Gary Anderson (1)
P	Craig Hentrich (15)

Pro Bowl
All-Pro

GM: Floyd Reese; **Head Coach:** Jeff Fisher
Asst. Coaches: Mike Heimerdinger (off. coord.), Jim Schwartz (def. coord.), George Henshaw (asst. head coach/off.), Dave McGinnis (LB), Chuck Cecil (S/Nickel), Ned James (off. asst.), Craig Johnson (QB), Alan Lowry (ST), Mike Munchak (OL), Sherman Smith (RB), Steve Walters (WR), Jim Washburn (DL), Steve Watterson (strength & rehab.), Everett Withers (DB)

AMERICAN FOOTBALL CONFERENCE STANDINGS

AFC EAST	W	L	T	PCT.
New England	14	2	0	.875
* N.Y. Jets	10	6	0	.625
Buffalo	9	7	0	.562
Miami	4	12	0	.250
AFC NORTH	**W**	**L**	**T**	**Pct.**
Pittsburgh	15	1	0	.938
Baltimore	9	7	0	.562
Cincinnati	8	8	0	.500
Cleveland	4	12	0	.250
AFC SOUTH	**W**	**L**	**T**	**PCT.**
Indianapolis	12	4	0	.750
Jacksonville	9	7	0	.562
Houston	7	9	0	.438
Tennessee	**5**	**11**	**0**	**.312**
AFC WEST	**W**	**L**	**T**	**PCT.**
San Diego	13	3	0	.812
* Denver	10	6	0	.625
Kansas City	7	9	0	.438
Oakland	5	11	0	.312

NATIONAL FOOTBALL CONFERENCE STANDINGS

NFC EAST	W	L	T	PCT.
Philadelphia	13	3	0	.812
N.Y. Giants	6	10	0	.375
Dallas	6	10	0	.375
Washington	6	10	0	.375
NFC NORTH	**W**	**L**	**T**	**Pct.**
Green Bay	10	6	0	.625
* Minnesota	8	8	0	.500
Detroit	6	10	0	.375
Chicago	5	11	0	.312
NFC SOUTH	**W**	**L**	**T**	**PCT.**
Atlanta	11	5	0	.688
New Orleans	8	8	0	.500
Carolina	7	9	0	.438
Tampa Bay	5	11	0	.312
NFC WEST	**W**	**L**	**T**	**PCT.**
Seattle	9	7	0	.562
* St. Louis	8	8	0	.500
Arizona	6	10	0	.375
San Francisco	2	14	0	.125

* Wild Card for Playoffs

2003 SEASON (12-4 REGULAR SEASON, 1-1 PLAYOFFS) • 2ND PLACE AFC SOUTH

DATE	OPPONENT	SCORE	W/L	ATT
Sep. 7	OAKLAND	25-20	W	68,809
Sep.14	at Indianapolis	7-33	L	59,999
Sep. 21	NEW ORLEANS	27-12	W	68,809
Sep. 28	at Pittsburgh	30-13	W	63,244
Oct. 5	at New England	30-38	L	68,436
Oct. 12	HOUSTON	38-17	W	68,809
Oct. 19	at Carolina	37-17	W	72,851
Oct. 26	at Jacksonville	30-17	W	55,918
Nov. 2	BYE			
Nov. 9	MIAMI	31-7	W	68.809
Nov. 16	JACKSONVILLE	10-3	W	68,809
Nov. 23	at Atlanta	38-31	W	70,891
Dec.1	at NY Jets	17-24	L	77,710
Dec. 7	INDIANAPOLIS	27-29	L	68,809
Dec. 14	BUFFALO	28-26	W	68,809
Dec. 21	at Houston	27-24	W	70,758
Dec. 28	TAMPA BAY	33-13	W	68,809
Jan. 3	**at Baltimore**	**20-17**	**W**	**69,452**
Jan. 10	**at New England**	**14-17**	**L**	**68,436**

* Overtime

	TITANS	OPP
Total First Downs	**310**	**275**
Rushing	84	79
Passing	211	167
Penalty	15	29
3rd Down: Made/Att	86/211	51/184
3rd Down Pct.	40.8	27.7
4th Down: Made/Att	6/14	11/18
4th Down Pct.	42.9	61.1
Possession Avg.	**32:52**	**27:08**
Total Net Yards	**5501**	**4901**
Avg. Per Game	343.8	306.3
Total Plays	1013	926
Avg. Per Play	5.4	5.3
Net Yards Rushing	**1623**	**1295**
Avg. Per Game	101.4	80.9
Total Rushes	486	342
Avg. Per Play	3.3	3.8
Net Yards Passing	**3878**	**3606**
Avg. Per Game	242.4	225.4
Sacked/Yards Lost	25/153	38/223
Gross Yards	4031	3829
Att./Comp.	502/315	546/332
Completion Pct.	62.7	60.8
Had Intercepted	9	21
Punts/Average	**71/43.9**	**78/42.2**
Net Punting Avg.	**71/37.8**	**78/35.9**
Penalties/Yards	**110/887**	**96/793**
Fumbles/Ball Lost	**24/12**	**21/13**
Touchdowns	**48**	**35**
Rushing	11	10
Passing	30	20
Returns	7	5

BY PERIODS	1	2	3	4	OT	PTS
Titans	**103**	**120**	**82**	**130**	**0**	**435**
Opponents	**52**	**75**	**75**	**122**	**0**	**324**

SCORING	TD	RU	PA	RT	PAT	FG	S	TP
Anderson	0	0	0	0	42/42	27/31	0	123
Mason	8	0	8	0			0	48
McCareins	8	0	7	1			0	48
George	5	5	0	0			0	30
Calico	4	0	4	0			0	26
McNair	4	4	0	0			0	26
Bennett	4	0	4	0			0	24
Kinney	4	0	3	1			0	24
Holcombe	2	1	1	0			0	14
Hentrich	0	0	0	0	1/1	4/5	0	13
Dyson	2	0	0	2			0	12
Wycheck	2	0	2	0			0	12
Boiman	1	0	0	1			1	8
Berlin	1	0	1	0			0	6
Bulluck	1	0	0	1			0	6
Rolle	1	0	0	1			0	6
Volek	1	1	0	0			0	6
Nedney	0	0	0	0	0/1	1/1	0	3
Titans	**48**	**11**	**30**	**7**	**43/44**	**32/37**	**1**	**435**
Opponents	**35**	**10**	**20**	**5**	**34/34**	**26/30**	**0**	**324**

2-point conversions: Calico, McNair, Holcombe,
Titans 3-4, Opponents 0-1

RUSHING	No	Yds	Avg	Lg	TD
George	312	1031	3.3	27	5
Brown	56	221	3.9	28	0
Holcombe	63	201	3.2	21	1
McNair	38	138	3.6	23	4
McCareins	1	13	13.0	13	0
Mason	3	11	3.7	7	0
Calico	1	5	5.0	5	0
Volek	11	4	0.4	5	1
O'Donnell	1	-1	-1.0	-1	0
Titans	**486**	**1623**	**3.3**	**28**	**11**
Opponents	**342**	**1295**	**3.8**	**42**	**10**

PASSING	Att	Cmp	Pct	Yards	Yds/Att	TD	Int	Lg	Sk/Yds	Rating
McNair	400	250	62.5	3215	8.04	24	7	73	19/108	100.4
Volek	69	44	63.8	545	7.90	4	1	50t	6/45	101.4
O'Donnell	27	18	66.7	232	8.59	2	1	34t	0/0	102.7
Hentrich	5	2	40.0	25	5.00	0	0	15	0/0	56.3
Bennett	1	1	100.0	14	14.00	0	0	14	0/0	118.8
Titans	**502**	**315**	**62.7**	**4031**	**8.03**	**30**	**9**	**73**	**25/153**	**100.3**
Opponents	**546**	**332**	**60.8**	**3829**	**7.01**	**20**	**21**	**86t**	**38/223**	**78.2**

RECEIVING	No	Yds	Avg	Lg	TD
Mason	95	1303	13.7	50t	8
McCareins	47	813	17.3	73	7
Kinney	41	381	9.3	28	3
Bennett	32	504	15.8	48	4
George	22	163	7.4	22	0
Holcombe	19	121	6.4	11	1
Calico	18	297	16.5	45	4
Wycheck	17	165	9.7	25	2
Meier	13	159	12.2	27	0
Brown	8	61	7.6	11	0
Berlin	1	50	50.0	50t	1
McGarrahan	1	10	10.0	10	0
McNair	1	4	4.0	4	0
Titans	**315**	**4031**	**12.8**	**73**	**30**
Opponents	**332**	**3829**	**11.5**	**86t**	**20**

INTERCEPTIONS	No	Yds	Avg	Lg	TD
Rolle	6	141	23.5	52	0
Dyson	4	62	15.5	51t	2
Boiman	2	70	35.0	60t	1
Calmus	2	26	13.0	15	0
Bulluck	2	9	4.5	9	0
Tank Williams	2	0	0.0	0	0
Woolfolk	1	4	4.0	4	0
Beckham	1	0	0.0	0	0
Kearse	1	0	0.0	0	0
Titans	**21**	**312**	**14.9**	**60t**	**3**
Opponents	**9**	**264**	**29.3**	**95t**	**3**

PUNTING	No	Yds	Avg	Net	TB	In	Lg	B
Hentrich	71	3117	43.9	37.8	8	26	58	0
Titans	**71**	**3117**	**43.9**	**37.8**	**8**	**26**	**58**	**0**
Opponents	**78**	**3290**	**42.2**	**35.9**	**3**	**24**	**65**	**0**

PUNT RETURNS	No	FC	Yds	Avg	Lg	TD
McCareins	29	17	330	11.4	58t	1
Mason	8	5	99	12.4	21	0
Titans	**37**	**22**	**429**	**11.6**	**58t**	**1**
Opponents	**30**	**13**	**276**	**9.2**	**59t**	**1**

KICKOFF RETURNS	No	Yds	Avg	Lg	TD
Schifino	35	703	20.1	39	0
McCareins	13	256	19.7	25	0
Mason	5	106	21.2	34	0
Jackson	3	77	25.7	31	0
Berlin	4	73	18.3	25	0
Holcombe	4	38	9.5	20	0
Kinney	3	37	12.3	17	0
Meier	1	9	9.0	9	0
Titans	**68**	**1299**	**19.1**	**39**	**0**
Opponents	**81**	**1521**	**18.8**	**71**	**0**

FIELD GOALS	1-19	20-29	30-39	40-49	50+
Anderson	0/0	5/5	12/12	10/14	0/0
Hentrich	0/0	0/0	2/2	2/2	0/1
Nedney	0/0	0/0	0/0	0/0	1/1
Titans	**0/0**	**5/5**	**14/14**	**12/16**	**1/2**
Opponents	**0/0**	**11/11**	**6/9**	**8/9**	**1/1**

Anderson: ( ) ( ) (22G, 43G) ( ) (43G, 46N, 33G, 37G, 41G) (33G) (40G, 32G, 34G) (43G, 43G, 33G) (35G) (33G, 48N) (44N, 22G) (35G) (40G, 40G) (29G, 39G, 41N) (41G, 26G) (37G, 33G, 43G, 23G)
Hentrich: (49G, 34G, 33G) ( ) ( ) ( ) (48G) ( ) ( ) ( ) ( ) ( ) ( ) (52N) ( ) ( ) ( ) ( )
Nedney: (50G) ( ) ( ) ( ) ( ) ( ) ( ) ( ) ( ) ( ) ( ) ( ) ( ) ( ) ( ) ( ) ( ) ( ) ( ) ( )
Opponents: (47G, 47G) (29G, 41G, 23G, 48G) (31G) (26G, 23G, 30N) (34N, 39N, 48G) (29G) (53G) (49G) ( ) (44N, 39G) (40G) (27G) (21G, 35G, 36G, 23G, 26G) (27G, 32G) (49G) (27G, 33G)

SACKS

Kearse 9.5, Carter 5.5, Smith 4.5, Thomas 4.0, Bulluck 3.0, Hall 3.0, Haynesworth 2.5, Boiman 1.5, Calmus 1.0, Long 1.0, McGarrahan 1.0, Schulters 1.0, Tank Williams 0.5,
Titans 38.0, Opponents 25.0

TACKLES (Solo-Assists-Total)

Bulluck 110-61-171, Sirmon 76-65-141, Schulters 68-21-89, Tank Williams 58-23-81, Carter 49-30-79, Smith 36-37-73, Kearse 40-27-67, Hall 42-24-66, Dyson 54-10-64, Calmus 34-27-61, Boiman 26-29-55, Haynesworth 25-24-49, Kassell 23-18-41, Rolle 23-6-29, McGarrahan 20-7-27, Thomas 16-11-27, Atkins 11-9-20, Woolfolk 15-4-19,Beckham 16-1-17, Thompson 5-2-7, Echols 3-1-4, Long 2-0-2, Wells 1-0-1, Kramer 0-0-0, Nickey 0-0-0
Team Totals: 753-437-1,190

USUAL STARTING LINEUP

OFFENSE

WR	**Derrick Mason (85)**
TE	Erron Kinney (88)
LT	**Brad Hopkins (72)**
LG	Zach Piller (69)
C	Justin Hartwig (77)
RG	Benji Olson (75)
RT	Fred Miller (71)
TE	Frank Wycheck (89)
WR	Drew Bennett (83)
WR	Justin McCareins (86)
QB	**Steve McNair (9)**
RB	Eddie George (27)

DEFENSE

LE	Kevin Carter (93)
LT	Robaire Smith (98)
RT	Albert Haynesworth (92)
RE	Jevon Kearse (90)
LLB	Peter Sirmon (59)
MLB	Rocky Calmus (54)
RLB	**Keith Bulluck (53)**
LCB	Andre Dyson (22)
RCB	Samari Rolle (21)
SS	Tank Williams (25)
FS	Lance Schulters (31)

SPECIALISTS

K	Gary Anderson (1)
P	**Craig Hentrich (15)**

NFL Co-MVP: Steve McNair
Pro Bowl
All-Pro

GM: Floyd Reese; **Head Coach:** Jeff Fisher
Asst. Coaches: Mike Heimerdinger (off. coord.), Jim Schwartz (def. coord.), George Henshaw (asst. head coach/off.), Gunther Cunningham (asst. head coach defense/LB), Chuck Cecil (def. asst.), Ned James (off. asst.), Craig Johnson (QB), Alan Lowry (ST), Mike Munchak (OL), Sherman Smith (RB), Steve Walters (WR), Jim Washburn (DL), Steve Watterson (strength & rehab.), Everett Withers (DB)

AMERICAN FOOTBALL CONFERENCE STANDINGS

	W	L	T	PCT.
AFC EAST	**W**	**L**	**T**	**PCT.**
New England	14	2	0	.875
Miami	10	6	0	.625
Buffalo	6	10	0	.375
N.Y. Jets	6	10	0	.375
AFC NORTH	**W**	**L**	**T**	**Pct.**
Baltimore	10	6	0	.625
Cincinnati	8	8	0	.500
Pittsburgh	6	10	0	.375
Cleveland	5	11	0	.312
AFC SOUTH	**W**	**L**	**T**	**PCT.**
Indianapolis	12	4	0	.750
* **Tennessee**	**12**	**4**	**0**	**.750**
Jacksonville	5	11	0	.312
Houston	5	11	0	.312
AFC WEST	**W**	**L**	**T**	**PCT.**
Kansas City	13	3	0	.812
* Denver	10	6	0	.625
Oakland	4	12	0	.250
San Diego	4	12	0	.250

NATIONAL FOOTBALL CONFERENCE STANDINGS

	W	L	T	PCT.
NFC EAST	**W**	**L**	**T**	**PCT.**
Philadelphia	12	4	0	.750
* Dallas	10	6	0	.625
Washington	5	11	0	.312
N.Y. Giants	4	12	0	.250
NFC NORTH	**W**	**L**	**T**	**Pct.**
Green Bay	10	6	0	.625
Minnesota	9	7	0	.562
Chicago	7	9	0	.438
Detroit	5	11	0	.312
NFC SOUTH	**W**	**L**	**T**	**PCT.**
Carolina	11	5	0	.688
New Orleans	8	8	0	.500
Tampa Bay	7	9	0	.438
Atlanta	5	11	0	.312
NFC WEST	**W**	**L**	**T**	**PCT.**
St. Louis	12	4	0	.750
* Seattle	10	6	0	.625
San Francisco	7	9	0	.438
Arizona	4	12	0	.250

* Wild Card for Playoffs

2002 SEASON (11-5 REGULAR SEASON, 1-1 PLAYOFFS) • 1ST PLACE AFC SOUTH

DATE	OPPONENT	SCORE	W/L	ATT
Sep. 8	PHILADELPHIA	27-24	W	68,804
Sep. 15	at Dallas	13-21	L	62,527
Sep. 22	CLEVELAND	28-31*	L	68,804
Sep. 29	at Oakland	25-52	L	58,719
Oct. 6	WASHINGTON	14-31	L	68,804
Oct. 13	JACKSONVILLE	23-14	W	68,804
Oct. 20	BYE			
Oct. 27	at Cincinnati	30-24	W	52,822
Nov. 3	at Indianapolis	23-15	W	56,752
Nov. 10	HOUSTON	17-10	W	68,804
Nov. 17	PITTSBURGH	31-23	W	68,804
Nov. 24	at Baltimore	12-13	L	69,365
Dec. 1	at N.Y. Giants	32-29*	W	78,640
Dec. 8	INDIANAPOLIS	27-17	W	68,804
Dec. 16	NEW ENGLAND	24-7	W	68,809
Dec. 22	at Jacksonville	28-10	W	51,033
Dec. 29	at Houston	13-3	W	70,694
Jan. 11	**PITTSBURGH**	**34-31***	**W**	**68,809**
Jan. 19	**at Oakland**	**24-41**	**L**	**62,544**

* Overtime

	TITANS	OPP
Total First Downs	**312**	**297**
Rushing	112	75
Passing	182	197
Penalty	18	25
3rd Down: Made/Att	94/216	76/202
3rd Down Pct.	43.5	37.6
4th Down: Made/Att	9/16	9/18
4th Down Pct.	56.3	50.0
Possession Avg.	**32:47**	**27:13**
Total Net Yards	**5272**	**4964**
Avg. Per Game	329.5	310.3
Total Plays	1032	974
Avg. Per Play	5.1	5.1
Net Yards Rushing	**1952**	**1424**
Avg. Per Game	122.0	89.0
Total Rushes	511	372
Avg. Per Play	3.8	3.8
Net Yards Passing	**3320**	**3540**
Avg. Per Game	207.5	221.3
Sacked/Yards Lost	21/121	40/213
Gross Yards	3441	3753
Att./Comp.	500/306	562/339
Completion Pct.	61.2	60.3
Had Intercepted	15	18
Punts/Average	**66/41.3**	**77/41.6**
Net Punting Avg.	**66/33.9**	**77/36.2**
Penalties/Yards	**112/891**	**99/853**
Fumbles/Ball Lost	**20/10**	**22/11**
Touchdowns	**42**	**40**
Rushing	16	7
Passing	22	27
Returns	4	6

BY PERIODS	1	2	3	4	OT	PTS
Titans	**76**	**127**	**67**	**94**	**3**	**367**
Opponents	**72**	**71**	**68**	**110**	**3**	**324**

SCORING	TD	RU	PA	RT	PAT	FG	S	TP
Nedney	0	0	0	0	36/36	25/31	0	111
George	14	12	2	0			0	86
Mason	5	0	5	0			0	30
K. Dyson	4	0	4	0			0	24
Simon	4	1	3	0			0	24
McNair	3	3	0	0			0	20
Bennett	2	0	2	0			0	12
McCareins	2	0	2	0			0	12
Wycheck	2	0	2	0			0	12
Bulluck	1	0	0	1			0	6
Coady	1	0	0	1			0	6
A. Dyson	1	0	0	1			0	6
Green	1	0	1	0			0	6
Meier	1	0	1	0			0	6
Sirmon	1	0	0	1			0	6
Titans	**42**	**16**	**22**	**4**	**36/36**	**25/31**	**0**	**367**
Opponents	**40**	**7**	**27**	**6**	**36/36**	**14/21**	**0**	**324**

2-Pt Conversions: George, McNair, **Titans 2-6, Opponents 3-4**

RUSHING	No	Yds	Avg	Lg	TD
George	343	1165	3.4	35	12
McNair	82	440	5.4	26	3
Holcombe	47	242	5.1	39	0
Green	21	71	3.4	12	0
McCareins	2	18	9.0	16	0
Simon	9	18	2.0	13	1
Hentrich	1	5	5.0	5	0
Comella	1	0	0.0	0	0
O'Donnell	3	-3	-1.0	-1	0
K. Dyson	2	-4	-2.0	5	0
Titans	**511**	**1952**	**3.8**	**39**	**16**
Opponents	**372**	**1424**	**3.8**	**42**	**7**

RECEIVING	No	Yds	Avg	Lg	TD
Mason	79	1012	12.8	40	5
K. Dyson	41	460	11.2	40	4
Wycheck	40	346	8.7	19	2
George	36	255	7.1	14t	2
Bennett	33	478	14.5	53	2
McCareins	19	301	15.8	55	2
Simon	16	167	10.4	42t	3
Kinney	13	173	13.3	31	0
Holcombe	10	91	9.1	18	0
Comella	10	70	7.0	17	0
Green	7	57	8.1	21	1
Meier	1	17	17.0	17t	1
Berlin	1	14	14.0	14	0
Titans	**306**	**3441**	**11.2**	**55**	**22**
Opponents	**339**	**3753**	**11.1**	**75**	**27**

INTERCEPTIONS	No	Yds	Avg	Lg	TD
Schulters	6	56	9.3	28	0
Sirmon	3	88	29.3	32t	1
A. Dyson	3	27	9.0	16t	1
Rolle	2	0	0.0	0	0
Coady	1	24	24.0	24t	1
Bulluck	1	5	5.0	5	0
Williams	1	0	0.0	0	0
Mitchell	1	-2	-2.0	-2	0
Titans	**18**	**198**	**11.0**	**32t**	**3**
Opponents	**15**	**179**	**11.9**	**82t**	**2**

PUNTING	No	Yds	Avg	Net	TB	In	Lg	B
Hentrich	65	2725	41.9	33.9	5	28	56	1
Titans	**66**	**2725**	**41.3**	**33.9**	**5**	**28**	**56**	**1**
Opponents	**77**	**3202**	**41.6**	**36.2**	**10**	**22**	**61**	**1**

PUNT RETURNS	No	FC	Yds	Avg	Lg	TD
Simon	13	6	113	8.7	30	0
Mason	9	12	60	6.7	21	0
McCareins	6	4	44	7.3	16	0
Titans	**28**	**22**	**217**	**7.8**	**30**	**0**
Opponents	**28**	**19**	**390**	**13.9**	**83t**	**3**

KICKOFF RETURNS	No	Yds	Avg	Lg	TD
Simon	20	371	18.6	29	0
Berlin	13	260	20.0	32	0
McCareins	13	300	23.1	48	0
Kinney	3	41	13.7	25	0
Green	1	10	10.0	10	0
Titans	**50**	**982**	**19.6**	**48**	**0**
Opponents	**74**	**1482**	**20.0**	**54**	**0**

FIELD GOALS	1-19	20-29	30-39	40-49	50+
Nedney	0/0	9/9	10/12	5/8	1/2
Titans	**0/0**	**9/9**	**10/12**	**5/8**	**1/2**
Opponents	**1/2**	**3/3**	**5/7**	**4/6**	**1/3**

Nedney: (33G, 47G) (37G, 53G) ( ) ( ) ( ) (40G, 26G, 33G, 32N) (33G, 28G, 46G) (28G, 34G, 39G) (49N, 24G) (39N, 43G) (32G, 37G, 40G, 21G) (54N, 38G) (35G, 29G) (45N, 28G) (46N) (28G, 26G)

Opponents: (3OG) ( ) (52N, 33G) (28G) (31G) ( ) (44G) (46N) (51G) (31N, 37N) (26G, 43G) (38G, 36G, 19G) (44G, 44N) ( ) (24G) (50N, 19N, 42G)

SACKS

Carter 10.0, C. Hall 8.0, Ford 3.5, Smith 2.5, Kearse 2.0, Schulters 2.0, Sirmon 2.0, Thornton 2.0, Williams 2.0, Bulluck 1.0, A. Dyson 1.0, Godfrey 1.0, Haynesworth 1.0, J. Thomas 1.0

Titans 40.0, Opponents 21.0

TACKLES (Solo-Assists-Total)

Bulluck (116-64-180), Sirmon (83-47-130), Schulters (75-19-94), Smith (41-32-73), Carter (42-29-71), Hall (43-27-70), Williams (55-14-69), A. Dyson (54-7-61), Haynesworth (31-24-55), Mitchell (40-11-51), Ford (24-21-45), Rolle (37-7-44), Godfrey (27-17-44), Thornton (21-23-44), Chamberlin (14-13-27), Echols (13-6-19), Thomas (11-5-16), Calmus (9-4-13), Aldridge (8-5-13), Coady (10-2-12), Kearse (6-5-11), Morris (7-2-9), Boiman (1-5-6), Beckham (1-0-1), Kassell (0-1-1)

Team Totals: 769-390-1159

PASSING	Att	Cmp	Pct	Yards	Yds/Att	TD	Int	Lg	Sk/Yds	Rating
McNair	492	301	61.2	3387	6.88	22	15	55	21/121	84.0
O'Donnell	5	3	60.0	24	4.80	0	0	0	0/0	72.1
Wycheck	2	1	50.0	13	6.50	0	0	13	0/0	70.8
Hentrich	1	1	100.0	17	17.0	0	0	17	0/0	118.8
Titans	**500**	**306**	**61.2**	**3441**	**6.88**	**22**	**15**	**55**	**21/121**	**83.9**
Opponents	**562**	**339**	**60.3**	**3753**	**6.68**	**27**	**18**	**75**	**40/213**	**82.8**

USUAL STARTING LINEUP

OFFENSE

WR	Derrick Mason (85)
TE/FB	Erron Kinney (88)/Greg Comella (33)
LT	Brad Hopkins (72)
LG	Zach Piller (69)
C	Gennaro DiNapoli (64)
RG	Benji Olson (75)
RT	Fred Miller (71)
TE	Frank Wycheck (89)
WR	Kevin Dyson (87)
QB	Steve McNair (9)
RB	Eddie George (27)

DEFENSE

LE	**Kevin Carter (93)**
LT	John Thornton (78)
RT	Henry Ford (92)
RE	Carlos Hall (97)
LLB	Peter Sirmon (59)
MLB	Randall Godfrey (56)
RLB	Keith Bulluck (53)
LCB	Andre Dyson (22)
RCB	Samari Rolle (21)
SS	Tank Williams (25)
FS	Lance Schulters (31)

SPECIALISTS

K	Joe Nedney (6)
P	Craig Hentrich (15)

Pro Bowl
All-Pro

GM: Floyd Reese; **Head Coach:** Jeff Fisher
Asst. Coaches: Mike Heimerdinger (off. coord.), Jim Schwartz (def. coord.), George Henshaw (asst. head coach/off.), Gunther Cunningham (asst. head coach defense/LB), Chuck Cecil (def. asst.), Ned James (off. asst.), Craig Johnson (QB), Alan Lowry (ST), Mike Munchak (OL), Sherman Smith (RB), Steve Walters (WR), Jim Washburn (DL), Steve Watterson (strength & rehab.), Everett Withers (DB)

AMERICAN FOOTBALL CONFERENCE STANDINGS

AFC EAST	W	L	T	PCT.
N.Y. Jets	9	7	0	.562
New England	9	7	0	.562
Miami	9	7	0	.562
Buffalo	8	8	0	.500
AFC NORTH	**W**	**L**	**T**	**Pct.**
Pittsburgh	10	5	1	.656
* Cleveland	9	7	0	.562
Baltimore	7	9	0	.438
Cincinnati	2	14	0	.125
AFC SOUTH	**W**	**L**	**T**	**PCT.**
Tennessee	**11**	**5**	**0**	**.688**
* Indianapolis	10	6	0	.625
Jacksonville	6	10	0	.375
Houston	4	12	0	.250
AFC WEST	**W**	**L**	**T**	**PCT.**
Oakland	11	5	0	.688
Denver	9	7	0	.562
San Diego	8	8	0	.500
Kansas City	8	8	0	.500

NATIONAL FOOTBALL CONFERENCE STANDINGS

NFC EAST	W	L	T	PCT.
Philadelphia	12	4	0	.750
* N.Y. Giants	10	6	0	.625
Washington	7	9	0	.438
Dallas	5	11	0	.312
NFC NORTH	**W**	**L**	**T**	**Pct.**
Green Bay	12	4	0	.750
Minnesota	6	10	0	.375
Chicago	4	12	0	.250
Detroit	3	13	0	.188
NFC SOUTH	**W**	**L**	**T**	**PCT.**
Tampa Bay	12	4	0	.750
* Atlanta	9	6	1	.594
New Orleans	9	7	0	.562
Carolina	7	9	0	.438
NFC WEST	**W**	**L**	**T**	**PCT.**
San Francisco	10	6	0	.625
St. Louis	7	9	0	.438
Seattle	7	9	0	.438
Arizona	5	11	0	.312

* Wild Card for Playoffs

2001 SEASON (7-9 REGULAR SEASON, 0-0 PLAYOFFS) • 3RD PLACE AFC CENTRAL (TIED)

DATE	OPPONENT	SCORE	W/L	ATT
Sep. 9	MIAMI	23-31	L	68,798
Sep. 23	at Jacksonville	6-13	L	65,994
Sep. 30	BYE			
Oct. 7	at Baltimore	7-26	L	69,494
Oct. 14	TAMPA BAY	31-28*	W	68,798
Oct. 21	at Detroit	27-24	W	76,940
Oct. 29	at Pittsburgh	7-34	L	63,763
Nov. 4	JACKSONVILLE	28-24	W	68,798
Nov. 12	BALTIMORE	10-16	L	68,798
Nov. 18	at Cincinnati	20-7	W	63,865
Nov. 25	PITTSBURGH	24-34	L	68,801
Dec. 2	at Cleveland	31-15	W	72,818
Dec. 9	at Minnesota	24-42	L	64,271
Dec.16	GREEN BAY	26-20	W	68,804
Dec. 22	at Oakland	13-10	W	61,934
Dec. 30	CLEVELAND	38-41	L	68,798
Jan. 6	CINCINNATI	21-23	L	68,798

* Overtime

	TITANS	OPP
Total First Downs	**288**	**300**
Rushing	87	79
Passing	179	192
Penalty	22	29
3rd Down: Made/Att	98/233	74/212
3rd Down Pct.	42.1	34.9
4th Down: Made/Att	2/15	7/14
4th Down Pct.	13.3	50.0
Possession Avg.	**31:29**	**28:31**
Total Net Yards	**5352**	**5515**
Avg. Per Game	334.5	344.7
Total Plays	1026	996
Avg. Per Play	5.2	5.5
Net Yards Rushing	**1794**	**1431**
Avg. Per Game	112.1	89.4
Total Rushes	468	405
Avg. Per Play	3.8	3.5
Net Yards Passing	**3558**	**4084**
Avg. Per Game	222.4	255.3
Sacked/Yards Lost	43/309	32/175
Gross Yards	3867	4259
Att./Comp.	515/307	559/328
Completion Pct.	59.6	58.7
Had Intercepted	17	13
Punts/Average	**85/42.0**	**82/41.3**
Net Punting Avg.	**85/37.0**	**82/35.7**
Penalties/Yards	**119/1025**	**88/832**
Fumbles/Ball Lost	**18/11**	**21/11**
Touchdowns	**39**	**46**
Rushing	12	17
Passing	23	27
Returns	4	2

BY PERIODS	1	2	3	4	OT	PTS
Titans	**84**	**73**	**90**	**86**	**3**	**336**
Opponents	**61**	**127**	**74**	**126**	**0**	**388**

SCORING	TD	RU	PA	RT	PAT	FG	S	TP
Nedney	0	0	0	0	34/35	20/28	0	94
Mason	10	0	9	1			0	62
K.Dyson	7	0	7	0			0	44
George	5	5	0	0			0	30
McNair	5	5	0	0			0	30
Wycheck	4	0	4	0			0	24
Green	2	1	1	0			0	12
Mitchell	2	0	0	2			0	12
Bennett	1	0	1	0			0	8
Hicks	1	1	0	0			0	6
Kinney	1	0	1	0			0	6
Myers	1	0	0	1			0	6
Fisk	0	0	0	0			1	2
Titans	**38**	**12**	**23**	**4**	**34/35**	**20/28**	**1**	**336**
Opponents	**46**	**17**	**27**	**2**	**44/44**	**22/29**	**0**	**388**

2-point conversions: Mason, K. Dyson, Bennett,
Titans 3-4, Opponents 1-2

RUSHING	No	Yds	Avg	Lg	TD
George	315	939	3.0	27	5
McNair	75	414	5.5	24	5
Hicks	56	341	6.1	51	1
Green	15	71	4.7	21	1
O'Donnell	6	28	4.7	15	0
Wycheck	1	1	1.0	1	0
Titans	**468**	**1794**	**3.8**	**51**	**12**
Opponents	**405**	**1431**	**3.5**	**48t**	**17**

RECEIVING	No	Yds	Avg	Lg	TD
Mason	73	1128	15.5	71t	9
Wycheck	60	672	11.2	30	4
K.Dyson	54	825	15.3	68t	7
George	37	279	7.5	25	0
Kinney	25	263	10.5	24	1
Bennett	24	329	13.7	50	1
Green	12	64	5.3	10	1
Sanders	5	74	14.8	22	0
Hicks	5	22	4.4	9	0
McCareins	3	88	29.3	36	0
Meier	3	31	10.3	18	0
Natkin	2	42	21.0	27	0
Berlin	2	28	14.0	19	0
Coleman	1	19	19.0	19	0
Ours	1	3	3.0	3	0
Titans	**307**	**3867**	**12.6**	**71t**	**23**
Opponents	**328**	**4259**	**13.0**	**78**	**27**

INTERCEPTIONS	No	Yds	Avg	Lg	TD
A. Dyson	3	36	12.0	36	0
Rolle	3	3	1.0	3	0
Bulluck	2	21	10.5	21	0
Robinson	2	13	6.5	13	0
Godfrey	1	5	5.0	5	0
Booker	1	0	0.0	0	0
Favors	1	0	0.0	0	0
Titans	**13**	**78**	**6.0**	**36**	**0**
Opponents	**17**	**163**	**9.6**	**45t**	**2**

PUNTING	No	Yds	Avg	Net	TB	In	Lg	B
Hentrich	85	3567	42.0	37.0	8	28	70	0
Titans	**85**	**3567**	**42.0**	**37.0**	**8**	**28**	**70**	**0**
Opponents	**82**	**3388**	**41.3**	**35.7**	**9**	**25**	**58**	**1**

PUNT RETURNS	No	FC	Yds	Avg	Lg	TD
Mason	20	19	128	6.4	20	0
J.Walker	14	4	125	8.9	36	0
McCareins	2	0	29	14.5	18	0
Titans	**36**	**23**	**282**	**7.8**	**36**	**0**
Opponents	**36**	**20**	**264**	**7.3**	**31**	**0**

KICKOFF RETURNS	No	Yds	Avg	Lg	TD
Mason	34	748	22.0	101t	1
Berlin	13	253	19.5	32	0
Coleman	11	251	22.8	34	0
McCareins	4	70	17.5	21	0
J. Walker	3	33	11.0	19	0
Green	2	20	10.0	12	0
Bennett	1	11	11.0	11	0
Kinney	1	13	13.0	13	0
Long	1	10	10.0	10	0
Rolle	1	3	3.0	3	0
Titans	**71**	**1413**	**19.9**	**101t**	**1**
Opponents	**57**	**1418**	**24.9**	**81**	**0**

FIELD GOALS	1-19	20-29	30-39	40-49	50+
Nedney	0/0	6/6	5/5	8/15	1/2
Titans	**0/0**	**6/6**	**5/5**	**8/15**	**1/2**
Opponents	**0/0**	**4/4**	**15/17**	**2/7**	**1/1**

Nedney: (51G) (47N, 22G,43G) (46N) (44G, 45G, 47N,49G) (38G, 4G, 30G, 46G) (48N) (51N, 46G) (48N, 27G) (41G, 37G) (49G) (29G) (37G) (44N, 24G) (22G, 21G) (31G) ()
Opponents: (37G) (35G,37N,39G) (26G,25G) () (40B, 23G) (48N,42G, 27G) (38G) (31G,33G30G) () (39G),47N37G) () () (33G,54G) (40N,35G,33N,42N) (30G,44G) (30G,33G, 34G)

SACKS

Kearse 10.0, Evans 5.5, Fisk 2.5, Carter 2.0, Rolle 2.0, Smith 2.0, Favors 1.5, Morris 1.5, Bulluck 1..0, Chamberlin 1.0, Ford 1.0, Godfrey 1.0, Robinson 1.0
Titans 32.0, Opponents 43.0

TACKLES (Solo-Assists-Total)

Godfrey (79-32-111), Robinson (58-43-101) Phenix (63-24-87), Evans (53-24-77), Fisk (38-30-68), Kearse (39-25-64), Bulluck (35-29-64), Carter (39-22-61), Favors (34-27-61), A. Dyson (52-6-58), Rolle (52-4-56), Morris (34-12-46), Ford (24-20-44), Jenkins (12-3-15), Porter (26-5-31), Bishop (22-5-27), Mitchell (22-3-25), Salave'a (6-12-18), J. Walker (8-9-17), Smith (8-8-16). Chamberlin (12-3-15), Booker (6-2-8), Myers (2-2-4), Thomas (2-1-3), Green (1-0-1)
Team Totals: 751-352-1103

PASSING	Att	Cmp	Pct	Yards	Yds/Att	TD	Int	Lg	Sk/Yds	Rating
McNair	431	264	61.3	3350	7.77	21	12	71t	37/251	90.2
O'Donnell	76	42	55.3	496	6.53	2	2	35t	6/58	73.1
Volek	3	0	0.0	0	0.00	0	0	0	0/0	39.6
Green	2	0	0.0	0	0.00	0	2	0	0/0	0.0
Hentrich	2	0	0.0	0	0.00	0	1	0	0/0	0
Wycheck	1	1	100.0	21	21.00	0	0	21	0/0	118.8
Titans	**515**	**307**	**59.6**	**3867**	**7.51**	**23**	**17**	**71t**	**43/309**	**84.2**
Opponents	**559**	**328**	**58.7**	**4259**	**7.62**	**27**	**13**	**78**	**32/175**	**89.1**

USUAL STARTING LINEUP

OFFENSE

WR	Derrick Mason (85)
TE/FB	Erron Kinney (88)
LT	Brad Hopkins (72)
LG	Zach Piller (69)
C	**Bruce Matthews (74)**
RG	Benji Olson (75)
RT	Fred Miller (71)
TE	Frank Wycheck (89)
WR	Kevin Dyson (87)
QB	Steve McNair (9)
RB	Eddie George (27)

DEFENSE

LE	Kevin Carter (93)
LT	Josh Evans (91)
RT	Jason Fisk (97)
RE	**Jevon Kearse (90)**
LLB	Greg Favors (51)
MLB	Randall Godfrey (56)
RLB	Eddie Robinson (55)
LCB	Andre Dyson (22)
RCB	Samari Rolle (21)
SS	Aric Morris (28)
FS	Perry Phenix (35)

SPECIALISTS

K	Joe Nedney (6)
P	Craig Hentrich (15)

Pro Bowl
All-Pro

GM: Floyd Reese; **Head Coach:** Jeff Fisher
Asst. Coaches: Mike Heimerdinger (off. coord.), Jim Schwartz (def. coord.), George Henshaw (asst. head coach/off.), Gunther Cunningham (asst. head coach defense/LB), Chuck Cecil (def. asst.), Craig Johnson (off. asst.), Alan Lowry (ST), Mike Munchak (OL), Sherman Smith (RB), Steve Walters (WR), Jim Washburn (DL), Steve Watterson (strength & rehab.), Everett Withers (DB)

AMERICAN FOOTBALL CONFERENCE STANDINGS

AFC EAST	W	L	T	PCT.
New England	11	5	0	.688
* Miami	11	5	0	.688
* N.Y. Jets	10	6	0	.625
Indianapolis	6	10	0	.375
Buffalo	3	13	0	.188
AFC CENTRAL	**W**	**L**	**T**	**Pct.**
Pittsburgh	13	3	0	.812
* Baltimore	10	6	0	.625
Cleveland	7	9	0	.438
Tennessee	**7**	**9**	**0**	**.438**
Jacksonville	6	10	0	.375
Cincinnati	6	10	0	.375
AFC WEST	**W**	**L**	**T**	**Pct.**
Oakland	10	6	0	.625
Seattle	9	7	0	.562
Denver	8	8	0	.500
Kansas City	6	10	0	.375
San Diego	5	11	0	.312

NATIONAL FOOTBALL CONFERENCE STANDINGS

NFC EAST	W	L	T	PCT.
Philadelphia	11	5	0	.688
Washington	8	8	0	.500
N.Y. Giants	7	9	0	.438
Arizona	7	9	0	.438
Dallas	5	11	0	.312
NFC CENTRAL	**W**	**L**	**T**	**Pct.**
Chicago	13	3	0	.812
* Green Bay	12	4	0	.750
* Tampa Bay	9	7	0	.562
Minnesota	5	11	0	.312
Detroit	2	14	0	.125
NFC WEST	**W**	**L**	**T**	**Pct.**
St. Louis	14	2	0	.875
* San Francisco	12	4	0	.750
New Orleans	7	9	0	.438
Atlanta	7	9	0	.438
Carolina	1	15	0	.062

* Wild Card for Playoffs

2000 SEASON (13-3 REGULAR SEASON, 0-1 PLAYOFFS) • 1ST PLACE AFC CENTRAL

DATE	OPPONENT	SCORE	W/L	ATT
Sep. 3	at Buffalo	13-16	L	77,492
Sep. 10	KANSAS CITY	17-14*	W	68,203
Sep. 17	BYE			
Sep. 24	at Pittsburgh	23-20	W	51,769
Oct. 1	NY GIANTS	28-14	W	68,341
Oct. 8	at Cincinnati	23-14	W	63,406
Oct. 16	JACKSONVILLE	27-13	W	68,498
Oct. 22	at Baltimore	14-6	W	69,200
Oct. 30	at Washington	27-21	W	83,472
Nov. 5	PITTSBURGH	9-7	W	68,498
Nov. 12	BALTIMORE	23-24	L	68,490
Nov. 19	CLEVELAND	24-10	W	68,498
Nov. 26	at Jacksonville	13-16	L	65,454
Dec. 3	at Philadelphia	15-13	W	65,639
Dec. 10	CINCINNATI	35-3	W	68,498
Dec. 17	at Cleveland	24-0	W	72,318
Dec. 25	DALLAS	31-0	W	68,498
Jan. 7	**BALTIMORE**	**10-24**	**L**	**68,527**

* Overtime

	TITANS	OPP
Total First Downs	**299**	**215**
Rushing	107	62
Passing	167	134
Penalty	25	19
3rd Down: Made/Att	**97/228**	**68/221**
3rd Down Pct.	42.5	30.8
4th Down: Made/Att	4/11	1/12
4th Down Pct.	36.4	8.3
Possession Avg.	**33:48**	**26:12**
Total Net Yards	**5350**	**3814**
Avg. Per Game	334.4	238.4
Total Plays	1036	908
Avg. Per Play	5.2	4.2
Net Yards Rushing	**2085**	**1390**
Avg. Per Game	130.3	86.9
Total Rushes	546	387
Net Yards Passing	**3265**	**2424**
Avg. Per Game	204.1	151.5
Sacked/Yards Lost	28/165	55/337
Gross Yards	3430	2761
Att./Comp.	462/286	466/242
Completion Pct.	61.9	51.9
Had Intercepted	16	17
Punts/Average	**76/40.8**	**105/42.7**
Net Punting Avg.	**76/36.3**	**105/35.0**
Penalties/Yards	**107/870**	**97/778**
Fumbles/Ball Lost	**24/14**	**39/13**
Touchdowns	**38**	**20**
Rushing	14	7
Passing	18	10
Returns	6	3

BY PERIODS	1	2	3	4	OT	PTS
Titans	**65**	**111**	**75**	**92**	**3**	**346**
Opponents	**36**	**50**	**30**	**75**	**0**	**191**

SCORING	TD	RU	PA	RT	PAT	FG	S	TP
Del Greco	0	0	0	0	37/38	27/33	0	118
George	16	14	2	0			0	96
Mason	6	0	5	1			0	36
Wycheck	4	0	4	0			0	24
Neal	2	0	2	0			0	12
Thigpen	2	0	2	0			0	12
Bulluck	1	0	0	1			0	6
K.Dyson	1	0	1	0			0	6
Ford	1	0	0	1			0	6
Godfrey	1	0	0	1			0	6
Kinney	1	0	1	0			0	6
Phenix	1	0	0	1			0	6
Rolle	1	0	0	1			0	6
Thomas	1	0	1	0			0	6
Hentrich	0	0	0	0	0/0	0/1	0	0
Titans	**38**	**14**	**18**	**6**	**37/38**	**27/34**	**0**	**346**
Opponents	**20**	**7**	**10**	**3**	**20/20**	**17/22**	**0**	**191**

2-point conversions: Titans 0-0, Opponents 0-0

RUSHING	No	Yds	Avg	Lg	TD
George	403	1509	3.7	35t	14
McNair	71	404	5.7	25	0
Thomas	61	175	2.9	20	0
Mason	1	1	1.0	1	0
Neal	1	-2	-2.0	-2	0
O'Donnell	9	-2	-.2	4	0
Titans	**546**	**2085**	**3.8**	**35t**	**14**
Opponents	**387**	**1390**	**3.6**	**80t**	**7**

RECEIVING	No	Yds	Avg	Lg	TD
Wycheck	70	636	9.1	26	4
Mason	63	895	14.2	34	5
George	50	453	9.1	24	2
Sanders	33	536	16.2	54	0
Kinney	19	197	10.4	19	1
Thigpen	15	289	19.3	56t	2
Pickens	10	242	24.2	67	0
Neal	9	31	3.4	8	2
Thomas	8	35	4.4	9t	1
Dyson	6	104	17.3	30t	1
Roan	3	12	4.0	6	0
Titans	**286**	**3430**	**12.0**	**67**	**18**
Opponents	**242**	**2761**	**11.4**	**48**	**10**

INTERCEPTIONS	No	Yds	Avg	Lg	TD
Rolle	7	140	20.0	81t	1
Sidney	3	19	6.3	19	0
Godfrey	2	25	12.5	24t	1
D. Walker	2	4	2.0	4	0
Phenix	1	87	87.0	87t	1
Bulluck	1	8	8.0	8t	1
Booker	1	2	2.0	2	0
Titans	**17**	**285**	**16.8**	**87t**	**4**
Opponents	**16**	**236**	**14.8**	**42t**	**3**

PUNTING	No	Yds	Avg	Net	TB	In	Lg	B
Hentrich	76	3101	40.8	36.3	9	33	67	0
Titans	**76**	**3101**	**40.8**	**36.3**	**9**	**33**	**67**	**0**
Opponents	**105**	**4484**	**42.7**	**35.0**	**7**	**30**	**64**	**0**

PUNT RETURNS	No	FC	Yds	Avg	Lg	TD
Mason	51	17	662	13.0	69t	1
Thigpen	1	1	9	9.0	9	0
D.Walker	1	0	0	0.0	0	0
Titans	**53**	**18**	**671**	**12.7**	**69t**	**1**
Opponents	**28**	**21**	**160**	**5.7**	**20**	**0**

KICKOFF RETURNS	No	Yds	Avg	Lg	TD
Mason	42	1132	27.0	66	0
Coleman	2	54	27.0	27	0
Leach	1	10	10.0	10	0
Neal	1	15	15.0	15	0
Thornton	1	16	16.0	16	0
Titans	**47**	**1227**	**26.1**	**66**	**0**
Opponents	**76**	**1587**	**20.9**	**38**	**0**

FIELD GOALS	1-19	20-29	30-39	40-49	50+
Del Greco	0/0	13/15	7/8	6/9	1/1
Hentrich	0/0	0/0	0/0	0/0	0/1
Titans	**0/0**	**13/15**	**7/8**	**6/9**	**1/2**
Opponents	**0/0**	**5/5**	**6/8**	**6/7**	**0/2**

Del Greco:(38G, 27G) (36G) (24G, 40G, 40G) (46N) (22G, 41G, 33N, 34G) (26G, 44N, 28G) () (46G, 21G) (21G, 24N, 31G, 29G) (23G, 43N) (22G) (30G, 38G, 28N) (26G, 42G, 22G, 44G, 50G) () (33G) (21G)
Hentrich: (60N) () () () () () () () () () () () () () () () ()
Opponents: (51N, 42G, 41G, 33G) (36N) (32G, 32G, 50N) () (35B, 46N) (23G, 45G) (21G, 38G) () () (45G) (38G) (27G, 20G, 38G) (23G, 40G) (45G) () ()

SACKS

Kearse 11.5, Holmes 8.0, Favors 5.5, Robinson 4.0, Salave'a 4.0, Thornton 4.0, Embray 3.5, Godfrey 3.0, Bishop 2.5, Smith 2.5, Fisk 2., Ford 2.0, Rolle 1.5, Killens 1.0

Titans 55.0, Opponents 28.0

TACKLES (Solo-Assists-Total)

Godfrey (97-72-169), Bishop (76-29-105), Robertson (62-30-92), Robinson (59-32-91), Kearse (53-31-84), Fisk (41-35-76), Holmes (44-29-73), Favors (37-24-61), Thornton (27-28-55), Ford (28-19-47), Salave'a (22-21-43), Walker (40-3-43), Rolle (27-15-42), Phenix (20-5-25), Sidney (15-6-21), Bulluck (13-8-21), Booker (11-9-20), Embray (7-9-16), Myers (8-3-11), McCullough (6-2-8), Smith (4-2-6), Chamberlin (0-2-2), Killens (2-0-2), Morris (0-1-1)

Team Totals: 693-416-1109

PASSING	Att	Cmp	Pct	Yards	Yds/Att	TD	Int	Lg	Sk/Yds	Rating
McNair	396	248	62.6	2847	7.19	15	13	56t	24/141	83.2
O'Donnell	64	36	56.3	530	8.28	2	3	67	3/23	74.3
Wycheck	2	2	100.0	53	26.50	1	0	30t	0/0	158.3
Titans	**462**	**286**	**61.9**	**3430**	**7.42**	**18**	**16**	**67**	**28/165**	**83.2**
Opponents	**466**	**242**	**51.9**	**2761**	**5.92**	**10**	**17**	**48**	**55/337**	**62.0**

USUAL STARTING LINEUP

OFFENSE

WR	**Derrick Mason (85)**
LT	**Brad Hopkins (72)**
LG	**Bruce Matthews (74)**
C	Kevin Long (60)
RG	Benji Olson (75)
RT	Fred Miller (71)
TE	**Frank Wycheck (89)**
WR	Chris Sanders (81)
QB	**Steve McNair (9)**
RB	**Eddie George (27)**
FB	Lorenzo Neal (41)

DEFENSE

LE	**Jevon Kearse (90)**
LT	John Thornton (78)
RT	Jason Fisk (97)
RE	Kenny Holmes (99)
LLB	Greg Favors (51)
MLB	Randall Godfrey (56)
RLB	Eddie Robinson (55)
LCB	Denard Walker (25)
RCB	**Samari Rolle (21)**
SS	**Blaine Bishop (23)**
FS	Marcus Robertson (31)

SPECIALISTS

K	Al Del Greco (3)
P	Craig Hentrich (15)

Pro Bowl
All-Pro

GM: Floyd Reese; **Head Coach:** Jeff Fisher
Asst. Coaches: Mike Heimerdinger (off. coord.), Gregg Williams (def. coord.), George Henshaw (asst. head coach/off.), Jerry Gray (DB), Craig Johnson (off. asst.), Alan Lowry (ST), Mike Munchak (OL), Jim Schwartz (LB), Sherman Smith (RB), Ronnie Vinklarek (def. asst.), Steve Walters (WR), Jim Washburn (DL), Steve Watterson (strength & rehab.)

AMERICAN FOOTBALL CONFERENCE STANDINGS

AFC EAST	W	L	T	PCT.
Miami	11	5	0	.688
* Indianapolis	10	6	0	.625
N.Y. Jets	9	7	0	.563
Buffalo	8	8	0	.500
New England	5	11	0	.313
AFC CENTRAL	**W**	**L**	**T**	**Pct.**
Tennessee	**13**	**3**	**0**	**.813**
* Baltimore	12	4	0	.750
Pittsburgh	9	7	0	.563
Jacksonville	7	9	0	.438
Cincinnati	4	12	0	.250
Cleveland	3	13	0	.188
AFC WEST	**W**	**L**	**T**	**Pct.**
Oakland	12	4	0	.750
* Denver	11	5	0	.688
Kansas City	7	9	0	.438
Seattle	6	10	0	.375
San Diego	1	15	0	.063

NATIONAL FOOTBALL CONFERENCE STANDINGS

NFC EAST	W	L	T	PCT.
N.Y. Giants	12	4	0	.750
* Philadelphia	11	5	0	.688
Washington	8	8	0	.500
Dallas	5	11	0	.313
Arizona	3	13	0	.188
NFC CENTRAL	**W**	**L**	**T**	**Pct.**
Minnesota	11	5	0	.688
* Tampa Bay	10	6	0	.625
Green Bay	9	7	0	.563
Detroit	9	7	0	.563
Chicago	5	11	0	.313
NFC WEST	**W**	**L**	**T**	**Pct.**
New Orleans	10	6	0	.625
* St. Louis	10	6	0	.625
Carolina	7	9	0	.438
San Francisco	6	10	0	.375
Atlanta	4	12	0	.250

* Wild Card for Playoffs

1999 SEASON (13-3 REGULAR SEASON, 3-1 PLAYOFFS) • 2ND PLACE AFC CENTRAL

DATE	OPPONENT	SCORE	W/L	ATT
Sep. 12	CINCINNATI	36-35	W	65,272
Sep. 19	CLEVELAND	26-9	W	65,904
Sep. 26	at Jacksonville	20-19	W	61,502
Oct. 3	at San Francisco	22-24	L	67,447
Oct. 10	BALTIMORE	14-11	W	65,486
Oct. 17	at New Orleans	24-21	W	51,875
Oct. 24	BYE			
Oct. 31	ST. LOUIS	24-21	W	66,415
Nov. 7	at Miami	0-17	L	74,109
Nov. 14	at Cincinnati	24-14	W	46,017
Nov. 21	PITTSBURGH	16-10	W	66,619
Nov. 28	at Cleveland	33-21	W	72,008
Dec. 5	at Baltimore	14-41	L	67,854
Dec. 9	OAKLAND	21-14	W	66,357
Dec. 19	ATLANTA	30-17	W	66,196
Dec. 26	JACKSONVILLE	41-14	W	66,641
Jan. 2	at Pittsburgh	47-36	W	48,025
Jan. 8	**BUFFALO**	**22-16**	**W**	**66,782**
Jan. 16	**at Indianapolis**	**19-16**	**W**	**57,097**
Jan. 23	**at Jacksonville**	**33-14**	**W**	**75,206**
Jan. 30	**ST. LOUIS**	**16-23**	**L**	**72,625**

* Overtime

	TITANS	OPP
Total First Downs	**294**	**300**
Rushing	109	81
Passing	167	193
Penalty	18	26
3rd Down: Made/Att	83/217	70/200
3rd Down Pct.	38.2	35.0
4th Down: Made/Att	7/12	4/14
4th Down Pct.	58.3	28.6
Possession Avg.	**31:30**	**28:30**
Total Net Yards	**5296**	**5245**
Avg. Per Game	331.0	327.8
Total Plays	1011	994
Avg. Per Play	5.2	5.3
Net Yards Rushing	**1811**	**1550**
Avg. Per Game	113.2	96.9
Total Rushes	459	383
Net Yards Passing	**3485**	**3695**
Avg. Per Game	217.8	230.9
Sacked/Yards Lost	25/137	54/305
Gross Yards	3622	4000
Att./Comp.	527/304	557/312
Completion Pct.	57.7	56.0
Had Intercepted	13	16
Punts/Average	**90/42.5**	**80/42.9**
Net Punting Avg.	**90/38.1**	**80/37.2**
Penalties/Yards	**114/1069**	**128/1010**
Fumbles/Ball Lost	**17/9**	**39/24**
Touchdowns	**46**	**39**
Rushing	19	8
Passing	23	26
Returns	4	5

BY PERIODS	1	2	3	4	OT	PTS
Titans	**113**	**97**	**85**	**97**	**0**	**392**
Opponents	**44**	**93**	**103**	**84**	**0**	**324**

SCORING	TD	RU	PA	RT	PAT	FG	S	TP
Del Greco	0	0	0	0	43/43	21/25	0	106
E. George	13	9	4	0			0	78
McNair	8	8	0	0			0	48
Dyson	4	0	4	0			0	24
Thigpen	4	0	4	0			0	24
Neal	3	1	2	0			0	18
Roan	3	0	3	0			0	18
Byrd	2	0	2	0			0	12
Wycheck	2	0	2	0			0	12
Harris	1	0	1	0			0	8
Kearse	1	0	0	1			0	6
Mason	1	0	0	1			0	6
Mitchell	1	0	0	1			0	6
Sanders	1	0	1	0			0	6
Thomas	1	1	0	0			0	6
Walker	1	0	0	1			0	6
Thornton	0	0	0	0			1	2
Titans	**46**	**19**	**23**	**4**	**43/43**	**21/25**	**4**	**392**
Opponents	**39**	**8**	**26**	**5**	**33/33**	**15/22**	**2**	**324**

2-point conversions: Harris, **Titans 1-3, Opponents 4-6**

RUSHING	No	Yds	Avg	Lg	TD
E. George	320	1304	4.1	40	9
McNair	72	337	4.7	38	8
Thomas	43	164	3.8	22	1
Dyson	1	3	3.0	3	0
Hentrich	2	1	0.5	1	0
Neal	2	1	0.5	1t	1
O'Donnell	19	1	0.1	4	0
Titans	**459**	**1811**	**3.9**	**40**	**19**
Opponents	**383**	**1550**	**4.0**	**72**	**8**

RECEIVING	No	Yds	Avg	Lg	TD
Wycheck	69	641	9.3	35	2
Dyson	54	658	12.2	47t	4
E. George	47	458	9.7	54t	4
Thigpen	38	648	17.1	35	4
Harris	26	297	11.4	62t	1
Sanders	20	336	16.8	48t	1
Byrd	14	261	18.6	65t	2
Roan	9	93	10.3	24t	3
Thomas	9	72	8.0	26	0
Mason	8	89	11.1	31	0
Neal	7	27	3.9	8	2
Kent	3	42	14.0	25	0
Titans	**304**	**3622**	**11.9**	**65t**	**23**
Opponents	**312**	**4000**	**12.8**	**78t**	**26**

INTERCEPTIONS	No	Yds	Avg	Lg	TD
Rolle	4	65	16.3	30	0
Sidney	3	12	4.0	7	0
Holmes	2	17	8.5	19	0
Dorsett	1	43	43.0	43	0
Mitchell	1	42	42.0	42t	1
Bowden	1	29	29.0	29	0
Walker	1	27	27.0	27	0
Fisk	1	17	17.0	17	0
Robertson	1	3	3.0	3	0
Jackson	1	2	2.0	2	0
Titans	**16**	**257**	**16.1**	**43**	**1**
Opponents	**13**	**227**	**17.5**	**47t**	**2**

PUNTING	No	Yds	Avg	Net	TB	In	Lg	B
Hentrich	90	3824	42.5	38.1	3	35	78	0
Titans	**90**	**3824**	**42.5**	**38.1**	**3**	**35**	**78**	**0**
Opponents	**80**	**3435**	**42.9**	**37.2**	**5**	**25**	**72**	**2**

PUNT RETURNS	No	FC	Yds	Avg	Lg	TD
Mason	26	15	225	8.7	65t	1
Preston TM	8	2	59	7.4	12	0
Byrd	2	0	8	4.0	8	0
S. George	1	0	18	18.0	18	0
Rolle	1	0	23	23.0	23	0
Sidney	1	0	4	4.0	4	0
Thigpen	1	0	21	21.0	21	0
Titans	**40**	**17**	**358**	**9.0**	**65t**	**1**
Opponents	**45**	**22**	**335**	**7.4**	**32**	**0**

KICKOFF RETURNS	No	Yds	Avg	Lg	TD
Mason	41	805	19.6	41	0
Preston TM	5	119	23.8	29	0
S. George	4	63	15.8	22	0
Byrd	2	16	8.0	9	0
Kent	2	24	12.0	13	0
Neal	2	15	7.5	14	0
Titans	**56**	**1042**	**18.6**	**41**	**0**
Opponents	**76**	**1596**	**21.0**	**99t**	**2**

FIELD GOALS	1-19	20-29	30-39	40-49	50+
Del Greco	1/1	8/8	7/9	4/6	1/1
Titans	**1/1**	**8/8**	**7/9**	**4/6**	**1/1**
Opponents	**0/0**	**4/4**	**4/7**	**6/9**	**1/2**

Del Greco: (50G, 33G) (35G,44N) (44G, 48G) (21G, 22G,28G) () (42N,19G) (27G) (33N) (26G) () (27G,31G, 37N) (39G,33G) () (38G,27G,43N) (30G,20G) (42G)
Opponents: (33G,38G) (41G) (42G) (39G) (44G,46G,50G) (24G,42G) (54N,38N) (43N,46G) (32N) (44N,24G) () (21G,27G) (32N,45N) (32G) () ()

SACKS

Kearse 14.5, Robinson 6.0, Ford 5.5, Thornton 4.5, Fisk 4.0, Holmes 4.0, Bowden 3.5, Evans 3.5. Rolle 3.0, Bishop 2.5, Jones 1.0, Frederick 0.5, Jackson 0.5, Robertson 0.5, Wortham 0.5

Titans 54.0, Opponents 25.0

TACKLES (Solo-Assists-Total)

Bishop (80-33-113), Robinson (84-49-113), Robertson (64-28-92), Kearse (59-26-85), Bowden (54-27-81), Wortham (50-31-81), Fisk (41-39-80), Rolle (57-13-70), Walker (47-9-56), Evans (26-28-54), Ford (26-15-41), Phenix (32-7-39), Sidney (34-5-39), Holmes (20-18-38), Thornton (23-10-33), Killens (13-12-25), Jackson (18-4-22), Colman (12-9-21), Jones (12-7-19), Dorsett (10-1-11), Frederick (2-8-10), Salave'a (4-6-10), Mitchell (6-1-7), McCullough (3-0-3)

Team Totals: 760-383-1143

PASSING	Att	Cmp	Pct	Yards	Yds/Att	TD	Int	Lg	Sk/Yds	Rating
McNair	331	187	56.5	2179	6.58	12	8	65t	16/74	78.6
O'Donnell	195	116	59.5	1382	7.09	10	5	54t	9/63	87.6
Wycheck	1	1	100.0	61	61.00	1	0	61t	0/0	158.3
Titans	**527**	**304**	**57.7**	**3622**	**6.87**	**23**	**13**	**65t**	**25/137**	**83.1**
Opponents	**557**	**312**	**56.0**	**4000**	**7.18**	**26**	**16**	**78t**	**54/305**	**82.3**

USUAL STARTING LINEUP

OFFENSE

WR	Kevin Dyson (87)
LT	Brad Hopkins (72)
LG	**Bruce Matthews (74)**
C	Kevin Long (60)
RG	Benji Olson (75)
RT	Jon Runyan (69)
TE	**Frank Wycheck (89)**
WR	Yancey Thigpen (82)
QB	Steve McNair (9)
RB	**Eddie George (27)**
FB	Lorenzo Neal (41)

DEFENSE

LE	**Jevon Kearse (90)**
LT	Josh Evans (91)
RT	Jason Fisk (97)
RE	Kenny Holmes (99)
LLB	Eddie Robinson (55)
MLB	Barron Wortham (52)
RLB	Joe Bowden (58)
LCB	Denard Walker (25)
RCB	Samari Rolle (21)
SS	Blaine Bishop (23)
FS	Marcus Robertson (31)

SPECIALISTS

K	Al Del Greco (3)
P	Craig Hentrich (15)

Pro Bowl
All-Pro

GM: Floyd Reese; **Head Coach:** Jeff Fisher
Asst. Coaches: George Henshaw (asst. head coach/ run game), Les Steckel (off. coord.), Gregg Williams (def. coord.), Bart Andrus (QB), O'Neill Gilbert (LB), Jerry Gray (DB), Alan Lowry (ST), Mike Munchak (OL), Jim Schwartz (def. asst.), Sherman Smith (RB), Steve Walters (WR), Jim Washburn (DL), Steve Watterson (strength & rehab.)

AMERICAN FOOTBALL CONFERENCE STANDINGS

AFC EAST	W	L	T	PCT.
Indianapolis	13	3	0	.813
* Buffalo	11	5	0	.688
* Miami	9	7	0	.563
N.Y. Jets	8	8	0	.500
New England	8	8	0	.500
AFC CENTRAL	**W**	**L**	**T**	**Pct.**
Jacksonville	14	2	0	.875
* **Tennessee**	**13**	**3**	**0**	**.813**
Baltimore	8	8	0	.500
Pittsburgh	6	10	0	.375
Cincinnati	4	12	0	.250
Cleveland	2	14	0	.125
AFC WEST	**W**	**L**	**T**	**Pct.**
Seattle	9	7	0	.563
Kansas City	9	7	0	.563
Oakland	8	8	0	.500
San Diego	8	8	0	.500
Denver	6	10	0	.375

NATIONAL FOOTBALL CONFERENCE STANDINGS

NFC EAST	W	L	T	PCT.
Washington	10	6	0	.625
* Dallas	8	8	0	.500
N.Y. Giants	7	9	0	.438
Arizona	6	10	0	.375
Philadelphia	5	11	0	.313
NFC CENTRAL	**W**	**L**	**T**	**Pct.**
Tampa Bay	11	5	0	.688
* Minnesota	10	6	0	.625
* Detroit	8	8	0	.500
Green Bay	8	8	0	.500
Chicago	6	10	0	.375
NFC WEST	**W**	**L**	**T**	**Pct.**
St. Louis	13	3	0	.813
Carolina	8	8	0	.500
Atlanta	5	11	0	.313
San Francisco	4	12	0	.250
New Orleans	3	13	0	.188

* Wild Card for Playoffs

1998 SEASON (8-8 REGULAR SEASON, 0-0 PLAYOFFS) • 2ND PLACE AFC CENTRAL

DATE	OPPONENT	SCORE	W/L	ATT
Sep. 6	at Cincinnati	23-14	W	55,848
Sep.13	SAN DIEGO	7-13	L	41,089
Sep. 20	at New England	16-27	L	59,973
Sep. 27	JACKSONVILLE	22-27	L	34,656
Oct. 4	BYE			
Oct. 11	at Baltimore	12-8	W	68,561
Oct. 18	CINCINNATI	44-14	W	33,288
Oct. 25	CHICAGO	20-23	L	40,089
Nov. 1	at Pittsburgh	41-31	W	58,222
Nov. 8	at Tampa Bay	31-22	W	65,054
Nov. 15	PITTSBURGH	23-14	W	41,104
Nov. 22	NY JETS	3-24	L	37,084
Nov. 29	at Seattle	18-20	L	59,048
Dec. 6	BALTIMORE	16-14	W	31,124
Dec. 13	at Jacksonville	16-13	W	65,657
Dec. 20	at Green Bay	22-30	L	59,888
Dec. 26	MINNESOTA	16-26	L	41,121

* Overtime

	TITANS	OPP
Total First Downs	**308**	**279**
Rushing	118	81
Passing	171	170
Penalty	19	28
3rd Down: Made/Att	84/210	76/201
3rd Down Pct.	40.0	37.8
4th Down: Made/Att	4/11	3/16
4th Down Pct.	36.4	18.8
Possession Avg.	**31:41**	**28:20**
Total Net Yards	**5261**	**5121**
Avg. Per Game	328.8	320.1
Total Plays	1016	955
Avg. Per Play	5.2	5.4
Net Yards Rushing	**1970**	**1610**
Avg. Per Game	123.1	100.6
Total Rushes	462	414
Net Yards Passing	**3291**	**3511**
Avg. Per Game	205.7	219.4
Sacked/Yards Lost	35/191	30/172
Gross Yards	3482	3683
Att./Comp.	519/305	511/319
Completion Pct.	58.8	62.4
Had Intercepted	10	12
Punts/Average	**69/47.2**	**74/43.1**
Net Punting Avg.	**69/39.2**	**74/37.2**
Penalties/Yards	**126/1135**	**93/704**
Fumbles/Ball Lost	**25/9**	**11/7**
Touchdowns	**32**	**34**
Rushing	12	9
Passing	16	24
Returns	4	1

BY PERIODS	1	2	3	4	OT	PTS
Oilers	**54**	**112**	**71**	**93**	**0**	**380**
Opponents	**58**	**69**	**87**	**106**	**0**	**320**

SCORING	TD	RU	PA	RT	PAT	FG	S	TP
Del Greco	0	0	0	0	28/28	36/39	0	136
E. George	6	5	1	0			0	38
McNair	4	4	0	0			0	24
Davis	3	0	3	0			0	18
Mason	3	0	3	0			0	18
Thigpen	3	0	3	0			0	18
Bowden	2	0	0	2			0	12
Dyson	2	0	2	0			0	12
Harris	2	0	2	0			0	12
Thomas	2	2	0	0			0	12
Wycheck	2	0	2	0			0	12
Archie	1	1	0	0			0	6
Marts	1	0	0	1			0	6
Roan	1	0	0	1			0	6
Hentrich	0	0	0	0	0/0	0/1	0	0
Oilers	**32**	**12**	**16**	**4**	**28/28**	**36/40**	**0**	**330**
Opponents	**34**	**9**	**24**	**1**	**29/29**	**25/30**	**2**	**320**

2-point conversions: E. George, **Oilers 1-4, Opponents 4-5**

RUSHING	No	Yds	Avg	Lg	TD
E. George	348	1294	3.7	37t	5
McNair	77	559	7.3	71t	4
Thomas	24	100	4.2	21	2
Archie	6	24	4.0	20	1
Dyson	1	4	4.0	4	0
Stepnoski	1	0	0.0	0	0
Hentrich	1	-1	-1.0	-1	0
Krieg	3	-1	-.3	0	0
Sanders	1	-9	-9.0	-9	0
Oilers	**462**	**1970**	**4.3**	**71t**	**12**
Opponents	**414**	**1610**	**3.9**	**66**	**9**

RECEIVING	No	Yds	Avg	Lg	TD
Wycheck	70	768	11.0	38	2
Harris	43	412	9.6	32	2
Thigpen	38	493	13.0	55	3
E. George	37	310	8.4	29	1
Davis	32	461	14.4	38	3
Mason	25	333	13.3	47	3
Dyson	21	263	12.5	45t	2
Roan	13	93	7.2	16	0
Byrd	6	71	11.8	18	0
Thomas	6	55	9.2	20	0
Sanders	5	136	27.2	46	0
Archie	5	25	5.0	7	0
Kent	4	62	15.5	23	0
Oilers	**305**	**3482**	**11.4**	**55**	**16**
Opponents	**319**	**3683**	**11.5**	**76t**	**24**

INTERCEPTIONS	No	Yds	Avg	Lg	TD
Lewis	4	40	10.0	33	0
D. Walker	2	6	3.0	6	0
Marts	1	27	27.0	27t	1
Bishop	1	13	13.0	13	0
Robinson	1	11	11.0	11	0
Bowden	1	1	1.0	1t	1
Jackson	1	0	0.0	0	0
Robertson	1	0	0.0	0	0
Oilers	**12**	**98**	**8.2**	**33**	**2**
Opponents	**10**	**88**	**8.8**	**34**	**1**

PUNTING	No	Yds	Avg	Net	TB	In	Lg	B
Hentrich	69	3258	47.2	39.2	11	18	71	0
Oilers	**69**	**3258**	**47.2**	**39.2**	**11**	**18**	**71**	**0**
Opponents	**74**	**3190**	**43.1**	**37.2**	**8**	**25**	**67**	**1**

PUNT RETURNS	No	FC	Yds	Avg	Lg	TD
Mason	31	11	228	7.4	25	0
Archie	7	6	52	7.4	22	0
Oilers	**38**	**17**	**280**	**7.4**	**25**	**0**
Opponents	**34**	**16**	**332**	**9.8**	**43**	**0**

KICKOFF RETURNS	No	Yds	Avg	Lg	TD
Mason	42	913	21.7	50	0
Archie	8	154	19.3	26	0
Thomas	3	64	21.3	39	0
Harris	1	3	3.0	3	0
Roan	1	4	4.0	11	0
Wycheck	1	10	10.0	10	0
Oilers	**56**	**1148**	**20.5**	**50**	**0**
Opponents	**55**	**1114**	**20.3**	**47**	**0**

FIELD GOALS	1-19	20-29	30-39	40-49	50+
Del Greco	1/1	8/8	15/15	12/15	0/0
Hentrich	0/0	0/0	0/0	0/1	0/0
Oilers	**1/1**	**8/8**	**15/15**	**12/16**	**0/0**
Opponents	**1/1**	**7/7**	**7/10**	**9/9**	**1/3**

Del Greco: (38G, 31G, 48G, 47G) () (34G, 26G, 45G) (34G, 32G, 32G) (26G, 42N, 29G) (35G, 38G, 42G) (29G, 19G) (43N, 32G) (45G, 41N) (46G, 24G, 22G) (34G) (26G, 30G, 43G, 42G) (48G, 48G, 34G) (28G, 30G, 41G) () (36G, 33G, 45G)
Hentrich: () () () () () () (49B) () () () () () () () () ()
Opponents: () (48G, 23G, 51N) (43G, 41G) (18G, 36G) (21G, 45G) () (39G, 26G, 34N, 33G) (52N) (46G, 30G, 24G) (36B) (39N, 43G) (50G, 48G) () (21G, 29G) (38G, 40G, 40G) (39G, 23G, 39G)

SACKS

Marts 4.0, Evans 3.5, Robinson 3.5, Bishop 3.0, Holmes 2.5, Cook 2.0, Lyons 2.0, Rolle 2.0, Bowden 1.5, Ford 1.5, Jackson 1.5, Lewis 1.0, Salave'a 1.0, G. Walker 1.0
Oilers 30.0, Opponents 35.0

TACKLES (Solo-Assists-Total)

Bowden (88-57-145), Robinson (80-58-139), Bishop (74-42-116), D. Walker (71-20-91), Marts (52-33-85), Lewis (62-19-81), G. Walker (47-31-78), Robertson (46-29-75), Jackson (48-24-72), Evans (31-23-54), Lyons (25-22-47), Holmes (21-25-46), Ford (22-17-39), Rolle (22-8-30), Phenix (17-11-28), Cook (16-10-26), Roberson (10-15-25), Sidney (17-2-19), Salave'a (11-3-14), Wortham (5-4-9), Dorsett (4-4-8), Killens (4-5-9), Jones (1-1-2), McCullough (1-0-1), Stallings (0-1-1), Sutton (1-0-1)
Team Totals: 776-465-1241

PASSING	Att	Cmp	Pct	Yards	Yds/Att	TD	Int	Lg	Sk/Yds	Rating
McNair	492	289	58.7	3228	6.56	15	10	47	33/176	80.1
Krieg	21	12	57.1	199	9.48	0	0	55	2/15	89.2
S. Matthews	3	2	66.7	24	8.00	0	0	13	0/0	91.0
Archie	2	1	50.0	18	9.00	1	0	18t	0/0	120.8
Hentrich	1	1	100.0	13	13.00	0	0	13	0/0	118.8
Oilers	**519**	**305**	**58.8**	**3482**	**6.71**	**16**	**10**	**55**	**35/191**	**81.3**
Opponents	**511**	**319**	**62.4**	**3683**	**7.21**	**24**	**12**	**76t**	**30/172**	**90.0**

USUAL STARTING LINEUP

OFFENSE

WR	Willie Davis (84)
LT	Brad Hopkins (72)
LG	**Bruce Matthews (74)**
C	Mark Stepnoski (53)
RG	Jason Layman (66)
RT	Jon Runyan (75)
TE	Jackie Harris (88)
WR	Yancey Thigpen (82)
QB	Steve McNair (9)
RB	**Eddie George (27)**
TE	**Frank Wycheck (89)**

DEFENSE

LE	Pratt Lyons (98)
LT	Gary Walker (96)
RT	Henry Ford (92)
RE	James Roberson (90)
LLB	Lonnie Marts (51)
MLB	Joe Bowden (58)
RLB	Eddie Robinson (55)
LCB	Denard Walker (25)
RCB	Darryll Lewis (29)
SS	Blaine Bishop (23)
FS	Marcus Robertson (31)

SPECIALISTS

K	Al Del Greco (3)
P	**Craig Hentrich (15)**

Pro Bowl
All-Pro

GM: Floyd Reese; **Head Coach:** Jeff Fisher
Asst. Coaches: Les Steckel (off. coord.), Gregg Williams (def. coord.), Bart Andrus (off. asst./QB), Greg Brown (DB), O'Neill Gilbert (LB), Jerry Gray (def. asst./nickel), George Henshaw (off. line/TE), Alan Lowry (WR), Mike Munchak (OL), Rex Norris (DL), Russ Purnell (ST), Sherman Smith (RB), Steve Watterson (strength & rehab.)

AMERICAN FOOTBALL CONFERENCE STANDINGS

AFC EAST	W	L	T	PCT.
N.Y. Jets	12	4	0	.625
* Miami	10	6	0	.625
* Buffalo	10	6	0	.625
* New England	9	7	0	.563
Indianapolis	3	13	0	.188
AFC CENTRAL	**W**	**L**	**T**	**Pct.**
Jacksonville	11	5	0	.688
Tennessee	**8**	**8**	**0**	**.500**
Pittsburgh	7	9	0	.438
Baltimore	6	10	0	.375
Cincinnati	3	13	0	.188
AFC WEST	**W**	**L**	**T**	**Pct.**
Denver	14	2	0	.875
Oakland	8	8	0	.500
Seattle	8	8	0	.500
Kansas City	7	9	0	.438
San Diego	5	11	0	.313

NATIONAL FOOTBALL CONFERENCE STANDINGS

NFC EAST	W	L	T	PCT.
Dallas	10	6	0	.625
* Arizona	9	7	0	.563
N.Y. Giants	8	8	0	.500
Washington	6	10	0	.375
Philadelphia	3	13	0	.188
NFC CENTRAL	**W**	**L**	**T**	**Pct.**
Minnesota	15	1	0	.938
* Green Bay	11	5	0	.688
Tampa Bay	8	8	0	.500
Detroit	5	11	0	.313
Chicago	4	12	0	.250
NFC WEST	**W**	**L**	**T**	**Pct.**
Atlanta	14	2	0	.875
* San Francisco	12	4	0	.750
New Orleans	6	10	0	.375
Carolina	4	12	0	.250
St. Louis	4	12	0	.250

* Wild Card for Playoffs

1997 SEASON (8-8 REGULAR SEASON, 0-0 PLAYOFFS) • 3RD PLACE AFC CENTRAL

DATE	OPPONENT	SCORE	W/L	ATT
Aug. 31	OAKLAND	24-21*	W	30,171
Sep. 7	at Miami	13-16*	L	64,439
Sep. 14	BYE			
Sep. 21	BALTIMORE	10-36	L	17,737
Sep. 28	at Pittsburgh	24-37	L	57,507
Oct. 5	at Seattle	13-16	L	49,897
Oct. 12	CINCINNATI	30-7	W	17,071
Oct. 19	WASHINGTON	28-14	W	31,042
Oct. 26	at Arizona	41-14	W	44,030
Nov. 2	JACKSONVILLE	24-30	L	27, 208
Nov. 9	NY GIANTS	10-6	W	26,744
Nov. 16	at Jacksonville	9-17	L	70,070
Nov. 23	BUFFALO	31-14	W	23,571
Nov. 27	at Dallas	27-14	W	63,421
Dec.4	at Cincinnati	14-41	L	49,086
Dec. 14	at Baltimore	19-21	L	60,558
Dec. 21	PITTSBURGH	16-6	W	50,677

* Overtime

	TITANS	OPP
Total First Downs	**288**	**292**
Rushing	130	79
Passing	136	193
Penalty	22	20
3rd Down: Made/Att	92/219	80/205
3rd Down Pct.	42.0	39.0
4th Down: Made/Att	9/14	9/20
4th Down Pct.	64.3	45.0
Possession Avg.	**31:27**	**28:33**
Total Net Yards	**4919**	**5231**
Avg. Per Game	307.4	326.9
Total Plays	993	992
Avg. Per Play	5.0	5.3
Net Yards Rushing	**2414**	**1573**
Avg. Per Game	150.9	98.3
Total Rushes	541	414
Net Yards Passing	**2505**	**3658**
Avg. Per Game	156.6	228.6
Sacked/Yards Lost	32/199	35/240
Gross Yards	2704	3898
Att./Comp.	420/220	543/321
Completion Pct.	52.4	59.1
Had Intercepted	13	14
Punts/Average	**74/41.6**	**69/43.6**
Net Punting Avg.	**74/35.3**	**69/38.0**
Penalties/Yards	**103/814**	**94/830**
Fumbles/Ball Lost	**31/13**	**32/18**
Touchdowns	**36**	**35**
Rushing	17	12
Passing	15	21
Returns	4	2

BY PERIODS	1	2	3	4	OT	PTS
Oilers	**74**	**107**	**55**	**94**	**3**	**333**
Opponents	**54**	**93**	**77**	**83**	**3**	**310**

SCORING	TD	RU	PA	RT	PAT	FG	S	TP
Del Greco	0	0	0	0	32/32	27/35	0	113
McNair	8	8	0	0			0	48
E. George	7	6	1	0			0	44
Wycheck	4	0	4	0			0	25
Davis	4	0	4	0			0	24
Sanders	3	0	3	0			0	18
Thomas	3	3	0	0			0	18
Robertson	2	0	0	2			0	12
Kent	1	0	1	0			0	6
D. Lewis	1	0	0	1			0	6
Norgard	1	0	1	0			0	6
Russell	1	0	1	0			0	6
D. Walker	1	0	0	1			0	6
Oilers	**36**	**17**	**15**	**7**	**32/32**	**27/35**	**0**	**333**
Opponents	**35**	**12**	**21**	**2**	**34/34**	**22/30**	**0**	**310**

2-point conversions: E. George, Wycheck,
Oilers 2-4, Opponents 0-1

RUSHING	No	Yds	Avg	Lg	TD
E. George	357	1399	3.9	30	6
McNair	101	674	6.7	47	8
Thomas	67	310	4.6	25t	3
Harmon	8	30	3.8	14	0
Roby	1	12	12.0	12	0
Ritchey	1	6	6.0	6	0
Krieg	4	-2	-.5	0	0
Mason	1	-7	-7.0	-7	0
Sanders	1	-8	-8.0	-8	-
Oilers	**541**	**2414**	**4.5**	**47**	**17**
Opponents	**414**	**1573**	**3.8**	**77t**	**12**

RECEIVING	No	Yds	Avg	Lg	TD
Wycheck	63	748	11.9	42	4
Davis	43	564	13.1	46	4
Sanders	31	498	16.1	55t	3
Harmon	16	189	11.8	27	0
Mason	14	186	13.3	38	0
Thomas	14	111	7.9	22	0
Roan	12	159	13.3	26	0
Russell	12	141	11.8	23	1
E. George	7	44	6.3	15	1
Kent	6	55	9.2	19	1
R. Lewis	1	7	7.0	7	0
Norgard	1	2	2.0	2t	1
Oilers	**220**	**2704**	**12.3**	**55t**	**15**
Opponents	**321**	**3898**	**12.1**	**59t**	**21**

INTERCEPTIONS	No	Yds	Avg	Lg	TD
Robertson	5	127	25.4	48	0
D. Lewis	5	115	23.0	47t	1
D. Walker	2	53	26.5	39t	1
R. Jones	1	24	24.0	24	0
Bowden	1	9	9.0	9	0
Bishop	0	0	0.0	0	0
Oilers	**14**	**328**	**23.4**	**48**	**2**
Opponents	**13**	**48**	**3.7**	**24**	**0**

PUNTING	No	Yds	Avg	Net	TB	In	Lg	B
Roby	73	3049	41.8	35.6	1	25	59	0
Del Greco	1	32	32.0	12.0	1	0	32	0
Oilers	**74**	**3081**	**41.6**	**35.3**	**2**	**25**	**59**	**0**
Opponents	**69**	**3007**	**43.6**	**38.0**	**7**	**22**	**64**	**0**

PUNT RETURNS	No	FC	Yds	Avg	Lg	TD
Gray	17	10	144	8.5	30	0
Mason	13	3	95	7.3	29	0
Archie	1	0	5	5.0	5	0
Robertson	1	0	0	0.0	0	0
Oilers	**32**	**13**	**244**	**7.6**	**30**	**0**
Opponents	**36**	**23**	**430**	**11.9**	**52**	**0**

KICKOFF RETURNS	No	Yds	Avg	Lg	TD
Mason	26	551	21.2	54	0
Thomas	17	346	20.4	33	0
Gray	8	185	23.1	33	0
Archie	2	24	12.0	15	0
Roan	2	20	10.0	12	0
Harmon	1	16	16.0	16	0
Layman	1	5	5.0	5	0
Wycheck	1	3	3.0	3	0
Oilers	**58**	**1150**	**19.8**	**54**	**0**
Opponents	**71**	**1528**	**21.5**	**51**	**0**

FIELD GOALS	1-19	20-29	30-39	40-49	50+
Del Greco	2/2	6/6	10/11	7/14	2/2
Oilers	**2/2**	**6/6**	**10/11**	**7/14**	**2/2**
Opponents	**0/0**	**7/9**	**8/9**	**7/11**	**0/1**

Del Greco: (30G, 37G, 33G) (24G, 37G, 43N) (45G, 41N) (43N, 37G, 47G, 26G) (37G, 43G) (40N, 47G, 45G, 19G) () (52G, 42G) (33N, 36G, 41N) (31G, 44N) (41N, 35G) (51G) (29G, 19G) () (25G, 40G) (34G, 29G, 26G)
Opponents: (46N) (25N, 23G, 22G, 29G) (38G, 46N, 42G, 49G, 34G, 36G) (48N, 48G, 25G, 44G) (38G) () (43N) () (30G, 30G, 37G) (42G, 40G) (23G) (36B) () (26G, 40G) (50B, 27B) (23G, 36G)

SACKS

Holmes 7.0, G. Walker 7.0, Ford 5.0, Bowden 2.5, Lyons 2.5, Evans 2.0, Hall 2.0, Roberson 2.0, Bishop 1.5, S. Jackson 1.0, L. Jones 1.0, Marts 1.0, Stewart 0.5
Oilers 35.0, Opponents 32.0

TACKLES (Solo-Assists-Total)

Wortham (61-36-97), Bowden (53-31-84), Bishop 68-14-82), D. Walker (56-12-68), Robertson (44-18-62), Lewis (48-11-59), Ford (38-12-50), Marts 39-11-50), G. Walker 31-13-44), Jackson (34-7-41), Cook (25-8-33), Holmes (28-5-33), Stewart (26-6-32), Evans (23-3-26), L. Jones (21-5-26), Roberson (16-9-25), Lyons (12-8-20), Barnes (9-2-11), Dorsett (5-3-8), Hall (6-2-8), Robinson (7-1-8), McCullough (4-0-4), Halapin (3-0-3), R. Jones (2-0-2), Killens (1-0-1), Thomas (1-0-1)
Team Totals: 661-217-878

PASSING	Att	Cmp	Pct	Yards	Yds/Att	TD	Int	Lg	Sk/Yds	Rating
McNair	415	216	52.0	2665	6.42	14	13	85t	31/190	70.4
Krieg	2	1	50.0	2	1.0	0	0	2	0/0	56.3
Ritchey	2	2	100.0	15	7.5	0	0	11	1/9	97.9
Davis	1	1	100.0	22	22.0	1	0	22t	0/0	158.3
Oilers	**420**	**220**	**52.4**	**2704**	**6.44**	**15**	**13**	**55t**	**32/199**	**71.6**
Opponents	**543**	**321**	**59.1**	**3898**	**7.18**	**21**	**14**	**59t**	**35/240**	**83.4**

USUAL STARTING LINEUP

OFFENSE

WR	Chris Sanders (81)
LT	Brad Hopkins (72)
LG	**Bruce Matthews (74)**
C	Mark Stepnoski (53)
RG	Kevin Donnalley (77)
RT	Jon Runyan (75)
TE	Frank Wycheck (88)
WR	Willie Davis (84)
QB	Steve McNair (9)
RB	**Eddie George (27)**
HB	Michael Roan (80)

DEFENSE

LE	Anthony Cook (78)
LT	Gary Walker (96)
RT	Henry Ford (92)
RE	James Roberson (90)
LLB	Joe Bowden (58)
MLB	Barron Wortham (52)
RLB	Lonnie Marts (56)
LCB	Denard Walker (25)
RCB	Darryll Lewis (29)
SS	**Blaine Bishop (23)**
FS	Marcus Robertson (31)

SPECIALISTS

K	Al Del Greco (3)
P	Reggie Roby (7)

Pro Bowl
All-Pro

GM: Floyd Reese; **Head Coach:** Jeff Fisher
Asst. Coaches: Les Steckel (off. coord./QB), Gregg Williams (def. coord.), Bart Andrus (off. asst./qual. control), Greg Brown (DB), O'Neill Gilbert (LB), Jerry Gray (def. asst./qual. control), George Henshaw (off. line/TE), Alan Lowry (WR), Mike Munchak (OL), Rex Norris (DL), Russ Purnell (ST), Sherman Smith (RB), Steve Watterson (strength & rehab.)

AMERICAN FOOTBALL CONFERENCE STANDINGS

AFC EAST	W	L	T	PCT.
New England	10	6	0	.625
* Miami	9	7	0	.563
N.Y. Jets	9	7	0	.563
Buffalo	6	10	0	.375
Indianapolis	3	13	0	.188
AFC CENTRAL	**W**	**L**	**T**	**Pct.**
Pittsburgh	11	5	0	.688
* Jacksonville	11	5	0	.688
Tennessee	**8**	**8**	**0**	**.500**
Cincinnati	7	9	0	.438
Baltimore	6	9	1	.406
AFC WEST	**W**	**L**	**T**	**Pct.**
Kansas City	13	3	0	.813
* Denver	12	4	0	.750
Seattle	8	8	0	.500
Oakland	4	12	0	.250
San Diego	4	12	0	.250

NATIONAL FOOTBALL CONFERENCE STANDINGS

NFC EAST	W	L	T	PCT.
N.Y. Giants	10	5	1	.656
Washington	8	7	1	.531
Philadelphia	6	9	1	.406
Dallas	6	10	0	.375
Arizona	4	12	0	.250
NFC CENTRAL	**W**	**L**	**T**	**Pct.**
Green Bay	13	3	0	.813
* Tampa Bay	10	6	0	.625
* Detroit	9	7	0	.563
* Minnesota	9	7	0	.563
Chicago	4	12	0	.250
NFC WEST	**W**	**L**	**T**	**Pct.**
San Francisco	13	3	0	.813
Carolina	7	9	0	.438
Atlanta	7	9	0	.438
New Orleans	6	10	0	.375
St. Louis	5	11	0	.313

* Wild Card for Playoffs

1996 SEASON (8-8 REGULAR SEASON, 0-0 PLAYOFFS) • 3RD PLACE AFC CENTRAL (TIED)

DATE	OPPONENT	SCORE	W/L	ATT
Sep. 1	KANSAS CITY	19-20	L	27,725
Sep. 8	at Jacksonville	34-27	W	66,468
Sep. 15	BALTIMORE	29-13	W	20,082
Sep. 22	BYE			
Sep. 29	at Pittsburgh	16-30	L	58,608
Oct. 6	at Cincinnati	30-27*	W	44,680
Oct. 13	at Atlanta	23-13	W	35,401
Oct. 20	PITTSBURGH	23-13	W	50,337
Oct. 27	SAN FRANCISCO	9-10	L	53,664
Nov. 3	at Seattle	16-23	L	36,320
Nov. 10	at New Orleans	31-14	W	34,121
Nov. 17	MIAMI	20-23	L	47,358
Nov. 24	CAROLINA	6-31	L	20,107
Dec. 1	at NY Jets	35-10	W	21,731
Dec. 8	JACKSONVILLE	17-23	L	20,196
Dec. 15	CINCINNATI	13-21	L	15,131
Dec. 22	at Baltimore	24-21	W	52,704

* Overtime

	TITANS	OPP
Total First Downs	**287**	**271**
Rushing	110	78
Passing	157	169
Penalty	20	24
3rd Down: Made/Att	79/206	70/199
3rd Down Pct.	38.3	35.2
4th Down: Made/Att	7/11	4/12
4th Down Pct.	63.6	33.3
Possession Avg.	**32:02**	**27:58**
Total Net Yards	**5048**	**4610**
Avg. Per Game	315.5	288.1
Total Plays	972	956
Avg. Per Play	5.2	4.8
Net Yards Rushing	**1950**	**1385**
Avg. Per Game	121.9	86.6
Total Rushes	475	397
Net Yards Passing	**3098**	**3225**
Avg. Per Game	193.6	201.6
Sacked/Yards Lost	34/198	35/242
Gross Yards	3296	3467
Att./Comp.	463/272	524/312
Completion Pct.	58.7	59.5
Had Intercepted	15	12
Punts/Average	**68/43.7**	**75/41.0**
Net Punting Avg.	**68/38.0**	**75/35.1**
Penalties/Yards	**91/812**	**88/672**
Fumbles/Ball Lost	**26/15**	**29/14**
Touchdowns	**35**	**35**
Rushing	12	5
Passing	22	24
Returns	1	6

BY PERIODS	1	2	3	4	OT	PTS
Oilers	**105**	**79**	**67**	**91**	**3**	**345**
Opponents	**64**	**78**	**48**	**129**	**0**	**319**

SCORING	TD	RU	PA	RT	PAT	FG	S	TP
Del Greco	0	0	0	0	35/35	32/38	0	131
George	8	8	0	0			0	48
Davis	6	0	6	0			0	36
Wycheck	6	0	6	0			0	36
Sanders	4	0	4	0			0	24
Harmon	3	1	2	0			0	18
McNair	2	2	0	0			0	12
Russell	2	0	2	0			0	12
Floyd	1	0	1	0			0	6
D. Lewis	1	0	0	1			0	6
Norgard	1	0	1	0			0	6
Thomas	1	1	0	0			0	6
Jackson	0	0	0	0			1	2
Team	0	0	0	0			1	2
Oilers	**35**	**12**	**22**	**1**	**35/35**	**32/38**	**2**	**345**
Opponents	**35**	**5**	**24**	**6**	**32/32**	**25/33**	**0**	**319**

2-point conversions: Oilers 0-0, Opponents 1-3

RUSHING	No	Yds	Avg	Lg	TD
George	335	1368	4.1	76	8
McNair	31	169	5.5	24t	2
Thomas	49	151	3.1	24t	1
Harmon	29	131	4.5	25	1
Chandler	28	113	4.0	16	0
Davis	1	15	15.0	15	0
Wycheck	2	3	1.5	3	0
Oilers	**475**	**1950**	**4.1**	**76**	**12**
Opponents	**397**	**1385**	**3.5**	**26**	**5**

RECEIVING	No	Yds	Avg	Lg	TD
Wycheck	53	511	9.6	29	6
Sanders	48	882	18.4	83t	4
Harmon	42	488	11.6	43	2
Davis	39	464	11.9	49	6
Russell	34	421	12.4	29	2
George	23	182	7.9	17	0
Thomas	13	128	9.8	33	0
Floyd	10	145	14.5	63t	1
R. Lewis	7	50	7.1	18	0
Wilson	2	24	12.0	14	0
Norgard	1	1	1.0	1t	1
Oilers	**272**	**3296**	**12.1**	**83t**	**22**
Opponents	**312**	**3467**	**11.1**	**86t**	**24**

INTERCEPTIONS	No	Yds	Avg	Lg	TD
D.Lewis	5	103	20.6	53	1
Robertson	4	44	11.0	27	0
Dishman	1	7	7.0	7	0
Bishop	1	6	6.0	6	0
Robinson	1	2	2.0	2	0
Oilers	**12**	**162**	**13.5**	**53**	**1**
Opponents	**15**	**222**	**14.8**	**42t**	**3**

PUNTING	No	Yds	Avg	Net	TB	In	Lg	B
Roby	67	2973	44.4	38.0	7	25	68	1
Oilers	**68**	**2973**	**43.7**	**38.0**	**7**	**25**	**68**	**1**
Opponents	**75**	**3073**	**41.0**	**35.1**	**8**	**16**	**62**	**0**

PUNT RETURNS	No	FC	Yds	Avg	Lg	TD
Gray	22	15	205	9.3	40	0
Floyd	7	3	74	10.6	32	0
Oilers	**29**	**18**	**279**	**9.6**	**40**	**0**
Opponents	**31**	**14**	**251**	**8.1**	**46**	**0**

KICKOFF RETURNS	No	Yds	Avg	Lg	TD
Gray	50	1224	24.5	88	0
Thomas	5	80	16.0	35	0
Harmon	4	69	17.3	20	0
Archie	2	24	12.0	13	0
McKeehan	2	6	3.0	6	0
Wycheck	2	5	2.5	5	0
Roan	1	13	13.0	13	0
Oilers	**66**	**1421**	**21.5**	**88**	**0**
Opponents	**78**	**1675**	**21.5**	**47**	**0**

FIELD GOALS	1-19	20-29	30-39	40-49	50+
Del Greco	0/0	7/7	14/16	10/12	1/3
Oilers	**0/0**	**7/7**	**14/16**	**10/12**	**1/3**
Opponents	**0/0**	**6/7**	**13/16**	**6/9**	**0/1**

Del Greco: (34G, 44G, 33G, 22G, 55N) (32G, 29G) (41G, 44G) (47N) (40G, 32G, 49G) (51N, 27G, 35G, 33G) (22G, 32G, 48G) (38G, 56G, 39G) (35G, 36G, 45G, 37B) (25G) (30G, 33G) (24G, 45G) () (44N, 27G) (46G, 34N, 42G) (37G)
Opponents: (35G, 43G) (38G, 37G, 31N) () (33G, 36G, 36G) (42G, 31G, 40G) () (26G, 38N, 29G) (27G) (25G, 35G, 47N, 44G, 23N) (29G, 49G) (39N, 34G, 44G, 29G) (49G) (30G) (51N, 34G, 38G, 31G) (47N) ()

SACKS

Cook 7.5, Barrow 6.0, Walker 5.5, Young 4.0, Bowden 3.0, Roberson 3.0, Jackson 2.0, Wortham 2.0, Ford 1.0, Mix 1.0
Oilers 35.0, Opponents 34.0

TACKLES (Solo-Assists-Total)

Bishop (73-36-109), Barrow (67-39-106), Robertson (57-25-82), Wortham (49-29-78), Bowden (46-27-73), D. Lewis (56-13-69), Dishman (42-15-57), Jackson (36-9-45), Walker (30-15-45), Cook (25-19-44), Ford (24-15-39), Robinson (22-9-31), Young (15-11-26), Roberson (14-12-26), L. Jones (12-2-14), Evans (4-7-11), Mix (6-2-8), Mills (3-5) Stewart (5-0-5), Cole (4-0-4), Barnes (3-1-4), Halapin (2-0-2), Burton (1-0-1), A. Smith (0-1-1)
Team Totals: 596-289-885

PASSING	Att	Cmp	Pct	Yards	Yds/Att	TD	Int	Lg	Sk/Yds	Rating
Chandler	320	184	57.5	2099	6.56	16	11	63t	25/153	79.7
McNair	143	88	61.5	1197	8.37	6	4	83t	9/45	90.6
Oilers	**463**	**272**	**58.7**	**3296**	**7.12**	**22**	**15**	**83t**	**34/198**	**83.0**
Opponents	**524**	**312**	**59.5**	**3467**	**6.62**	**24**	**12**	**86t**	**35/242**	**85.0**

USUAL STARTING LINEUP

OFFENSE

WR	Chris Sanders (81)
LT	Brad Hopkins (72)
LG	**Bruce Matthews (74)**
C	**Mark Stepnoski (53)**
RG	Kevin Donnalley (77)
RT	Irv Eatman (75)
TE	Roderick Lewis (88)
WR	Willie Davis (86)
QB	Chris Chandler (12)
	Steve McNair (9)
RB	Eddie George (27)
FB	Frank Wycheck (89)

DEFENSE

LE	Anthony Cook (78)
LT	Gary Walker (96)
RT	Henry Ford (92)
RE	Robert Young (99)
LLB	Joe Bowden (58)
MLB	Barron Wortham (52)
RLB	Micheal Barrow (56)
LCB	Cris Dishman (28)
RCB	Darryll Lewis (29)
SS	**Blaine Bishop (23)**
FS	Marcus Robertson (31)

SPECIALISTS

K	Al Del Greco (3)
P	Reggie Roby (7)

ADDITIONAL PRO BOWL (SPECIAL TEAMS)
John Henry Mills

Pro Bowl
All-Pro

GM: Floyd Reese; **Head Coach:** Jeff Fisher
Asst. Coaches: Jerry Rhome (off. coord.), Steve Sidwell (def. coord.), Dick Coury (off. asst./passing game), Alan Lowry (def. asst./qual. control), Mike Munchak (off. asst./qual. control), Rex Norris (DL), Rod Perry (DB), Russ Purnell (ST), Warren "Rennie" Simmons (OL), Sherman Smith (RB), Les Steckel (WR/TE), Steve Watterson (strength & rehab.), Gregg Williams (LB)

AMERICAN FOOTBALL CONFERENCE STANDINGS

AFC EAST	W	L	T	PCT.
New England	11	5	0	.688
* Buffalo	10	6	0	.625
* Indianapolis	9	7	0	.563
Miami	8	8	0	.500
N.Y. Jets	1	15	0	.063
AFC CENTRAL	**W**	**L**	**T**	**Pct.**
Pittsburgh	10	6	0	.625
* Jacksonville	9	7	0	.563
Cincinnati	8	8	0	.500
Houston	**8**	**8**	**0**	**.500**
Baltimore	4	12	0	.250
AFC WEST	**W**	**L**	**T**	**Pct.**
Denver	13	3	0	.813
Kansas City	9	7	0	.563
San Diego	8	8	0	.500
Oakland	7	9	0	.438
Seattle	7	9	0	.438

NATIONAL FOOTBALL CONFERENCE STANDINGS

NFC EAST	W	L	T	PCT.
Dallas	10	6	0	.625
* Philadelphia	10	6	0	.625
Washington	9	7	0	.563
Arizona	7	9	0	.438
N.Y. Giants	6	10	0	.375
NFC CENTRAL	**W**	**L**	**T**	**Pct.**
Green Bay	13	3	0	.813
* Minnesota	9	7	0	.563
Chicago	7	9	0	.438
Tampa Bay	6	10	0	.375
Detroit	5	11	0	.313
NFC WEST	**W**	**L**	**T**	**Pct.**
Carolina	12	4	0	.750
* San Francisco	12	4	0	.750
St. Louis	6	10	0	.375
Atlanta	3	13	0	.188
New Orleans	3	13	0	.188

* Wild Card for Playoffs

1995 SEASON (7-9 REGULAR SEASON, 0-0 PLAYOFFS) • 2ND PLACE AFC CENTRAL (TIED)

DATE	OPPONENT	SCORE	W/L	ATT
Sep. 3	at Jacksonville	10-3	W	72,363
Sep. 10	PITTSBURGH	17-34	L	44,122
Sep. 17	CLEVELAND	7-14	L	36,077
Sep. 24	at Cincinnati	38-28	W	46,332
Oct. 1	JACKSONVILLE	16-17	L	36,346
Oct. 8	at Minnesota	17-23*	L	56,430
Oct. 15	BYE			
Oct. 22	at Chicago	32-35	L	63,545
Oct. 29	TAMPA BAY	19-7	W	31,489
Nov. 5	at Cleveland	37-10	W	57,881
Nov. 12	CINCINNATI	25-32	L	32,998
Nov. 19	at Kansas City	13-20	L	77,576
Nov. 26	DENVER	42-33	W	36,113
Dec. 3	at Pittsburgh	7-21	L	56,013
Dec. 10	DETROIT	17-24	L	35,842
Dec. 17	NY JETS	23-6	W	35,873
Dec. 24	at Buffalo	28-17	W	45,253

* Overtime

	TITANS	OPP
Total First Downs	**295**	**267**
Rushing	109	85
Passing	157	157
Penalty	29	25
3rd Down: Made/Att	99/228	71/212
3rd Down Pct.	43.4	33.5
4th Down: Made/Att	7/12	5/15
4th Down Pct.	58.3	33.3
Possession Avg.	**32:12**	**27:48**
Total Net Yards	**4905**	**4651**
Avg. Per Game	306.6	290.7
Total Plays	1046	983
Avg. Per Play	4.7	4.7
Net Yards Rushing	**1664**	**1526**
Avg. Per Game	104.0	95.4
Total Rushes	478	400
Net Yards Passing	**3241**	**3125**
Avg. Per Game	202.6	195.3
Sacked/Yards Lost	32/271	30/200
Gross Yards	3512	3325
Att./Comp.	536/314	553/289
Completion Pct.	58.6	52.3
Had Intercepted	18	21
Punts/Average	**79/40.3**	**86/42.4**
Net Punting Avg.	**79/34.6**	**86/36.1**
Penalties/Yards	**98/791**	**118/962**
Fumbles/Ball Lost	**36/20**	**28/17**
Touchdowns	**38**	**38**
Rushing	12	11
Passing	22	24
Returns	4	3

BY PERIODS	1	2	3	4	OT	PTS
Oilers	**70**	**103**	**85**	**90**	**0**	**348**
Opponents	**83**	**98**	**36**	**101**	**6**	**324**

SCORING	TD	RU	PA	RT	PAT	FG	S	TP
Del Greco	0	0	0	0	33/33	27/31	0	114
Sanders	9	0	9	0			0	54
Jeffires	8	0	8	0			0	48
R. Thomas	7	5	2	0			0	44
Butts	4	4	0	0			0	24
Chandler	2	2	0	0			0	14
Wycheck	2	1	1	0			0	12
Bishop	1	0	0	1			0	6
Cecil	1	0	0	1			0	6
D. Lewis	1	0	0	1			0	6
T. McNair	1	0	1	0			0	6
Robinson	1	0	0	1			0	6
Seabron	1	0	1	0			0	6
Cook	0	0	0	0			1	2
Oilers	**38**	**12**	**22**	**4**	**33/33**	**27/31**	**1**	**348**
Opponents	**38**	**11**	**24**	**3**	**35/35**	**19/24**	**2**	**324**

2-point conversions: Chandler, R. Thomas,
Oilers 2-5, Opponents 0-2

RUSHING	No	Yds	Avg	Lg	TD
R. Thomas	251	947	3.8	74t	5
Brown	86	293	3.4	21	0
Butts	71	185	2.6	9	4
T. McNair	19	136	7.2	22	0
Chandler	28	58	2.1	9	2
S. McNair	11	38	3.5	13	0
Furrer	8	20	2.5	11	0
Hannah	1	5	5.0	5	0
Wycheck	1	1	1.0	1t	1
Sanders	2	-19	-9.5	-6	0
Oilers	**478**	**1664**	**3.5**	**74t**	**12**
Opponents	**400**	**1526**	**3.8**	**60t**	**11**

RECEIVING	No	Yds	Avg	Lg	TD
Jeffires	61	684	11.2	35t	8
T. McNair	60	501	8.4	25	1
Wycheck	40	471	11.8	36t	1
R. Thomas	39	204	5.2	19	2
Sanders	35	823	23.5	76t	9
Russell	24	321	13.4	57	0
R. Lewis	16	116	7.3	16	0
Seabron	12	167	13.9	34	1
Hannah	10	142	14.2	42	0
Roan	8	46	5.8	11	0
Brown	6	16	2.7	7	0
Butts	2	10	5.0	10	0
Lundy	1	11	11.0	11	0
Oilers	**314**	**3512**	**11.2**	**76t**	**22**
Opponents	**289**	**3325**	**11.5**	**76t**	**24**

INTERCEPTIONS	No	Yds	Avg	Lg	TD
D. Lewis	6	145	24.2	98t	1
Cecil	3	35	11.7	20t	1
Dishman	3	17	5.7	17	0
Barnes	2	6	3.0	6	0
Harris	2	0	0.0	0	0
Jackson	2	0	0.0	0	0
Bishop	1	62	62.0	62t	1
Robinson	1	49	49.0	49t	1
Davidson	1	3	3.0	3	0
Oilers	**21**	**317**	**15.1**	**98t**	**4**
Opponents	**18**	**265**	**14.7**	**32t**	**1**

PUNTING	No	Yds	Avg	Net	TB	In	Lg	B
Camarillo	77	3165	41.1	34.8	8	26	60	1
Del Greco	1	15	15.0	15.0	0	0	15	0
Oilers	**79**	**3180**	**40.3**	**34.6**	**8**	**26**	**60**	**1**
Opponents	**86**	**3645**	**42.4**	**36.1**	**10**	**29**	**58**	**0**

PUNT RETURNS	No	FC	Yds	Avg	Lg	TD
Gray	30	20	303	10.1	20	0
Hannah	5	1	36	7.2	11	0
Oilers	**35**	**21**	**339**	**9.7**	**20**	**0**
Opponents	**35**	**17**	**288**	**8.2**	**72t**	**1**

KICKOFF RETURNS	No	Yds	Avg	Lg	TD
Gray	53	1183	22.3	54	0
R. Thomas	3	48	16.0	23	0
Butts	2	14	7.0	14	0
Lundy	2	28	14.0	17	0
Barnes	1	-4	-4.0	-4	0
Bowden	1	6	6.0	6	0
R. Lewis	1	5	5.0	5	0
Wortham	1	3	-3.0	-3	0
Oilers	**64**	**1277**	**20.0**	**54**	**0**
Opponents	**78**	**1467**	**18.8**	**47**	**0**

FIELD GOALS	1-19	20-29	30-39	40-49	50+
Del Greco	3/3	3/3	8/8	10/12	3/5
Oilers	**3/3**	**3/3**	**8/8**	**10/12**	**3/5**
Opponents	**0/0**	**7/7**	**5/7**	**6/8**	**1/2**

Del Greco: (19G) (43G) (41N) (29G, 53G, 32G, 52N) (19G, 50G, 44G) (46N, 39G) (19G, 45G, 41G, 50N, 39G) (44G, 45G, 37G) (40G, 34G, 34G, 23G) () () () (47G) (49G, 53G, 24G) (39G, 33G)
Opponents: (36N, 26G) (42G, 40G) () () (22G) (38G) (28G, 22G, 47G, 35G) (38N) (50N, 20G) (33G, 49G, 27G) (47G, 21G) (56G, 48N, 35G) () (36G, 49N) () (44G)

SACKS

Cook 4.5, Ford 4.5, Robinson 3.5, Barrow 3.0, Walker 2.5, Davidson 2.0, Montgomery 2.0, Bishop 1.5, McGhee 1.5, Bowden 1.0, Childress 1.0, Jackson 1.0, D. Lewis 1.0. Wortham 1.0
Oilers 30.0, Opponents 32.0

TACKLES (Solo-Assists-Total)

Bishop (75-22-97), Barrow (54-32-86), Robinson (48-24-72), Cecil (44-16-60), D. Lewis (50-8-58), Dishman (48-10-58), Bowden (38-13-51), Montgomery (26-20-46), Ford (27-16-43), Wortham (23-15-38), Walker (22-10-32), Davidson (16-16-32), Barnes (21-2-23), Cook (13-9-22), Jackson (17-4-21), O. Harris (10-9-19), Veasey (14-3-17), Childress (8-7-15), A. Smith (5-2-7), McGhee (4-3-7), T. Hunter (6-0-6), Evans (2-1-3), Robertson (2-0-2), Hall(1-1-2), Logan (1-0-1)
Team Totals: 575-243-818

PASSING	Att	Cmp	Pct	Yards	Yds/Att	TD	Int	Lg	Sk/Yds	Rating
Chandler	356	225	63.2	2460	6.91	17	10	76t	21/173	87.8
Furrer	99	48	48.5	483	4.88	2	7	48	5/35	40.1
McNair	80	41	51.3	569	7.11	3	1	53	6/63	81.7
Camarillo	1	0	0.0	0	0.00	0	0	0	0/0	39.6
Oilers	**536**	**314**	**58.6**	**3512**	**6.55**	**22**	**18**	**76t**	**32/271**	**77.9**
Opponents	**553**	**289**	**52.3**	**3325**	**6.01**	**24**	**21**	**76t**	**30/200**	**69.3**

USUAL STARTING LINEUP

OFFENSE

WR	Haywood Jeffires (84)
LT	Brad Hopkins (72)
LG	**Bruce Matthews (74)**
C	**Mark Stepnoski (53)**
RG	Kevin Donnalley (77)
RT	David Williams (73)
	Irv Eatman (75)
TE	Frank Wycheck (89)
WR	Chris Sanders (81)
QB	Chris Chandler (12)
RB	Rodney Thomas (20)
FB	Todd McNair (48)

DEFENSE

LE	Kenny Davidson (90)
	Anthony Cook (78)
LT	Gary Walker (86)
	Ray Childress (79)
RT	Glenn Montgomery (94)
RE	Henry Ford (92)
LLB	Eddie Robinson (50)
MLB	Micheal Barrow (56)
RLB	Joe Bowden (58)
LCB	Cris Dishman (28)
RCB	**Darryll Lewis (29)**
SS	**Blaine Bishop (23)**
FS	Chuck Cecil (26)

SPECIALISTS

K	Al Del Greco (3)
P	Rich Camarillo (16)

Pro Bowl
All-Pro

GM: Floyd Reese; **Head Coach:** Jeff Fisher
Asst. Coaches: Jerry Rhome (off. coord.), Steve Sidwell (def. coord.), Larry Beightol (OL), Dick Coury (off. asst./passing game), Mike Munchak (off. asst./qual. control), Rex Norris (DL), Clancy Pendergast (def. asst./qual. control), Rod Perry (DB), Russ Purnell (ST), Sherman Smith (RB), Les Steckel (WR/TE), Trooper Taylor (minority intern), Steve Watterson (strength & rehab.), Gregg Williams (LB)

AMERICAN FOOTBALL CONFERENCE STANDINGS

AFC EAST	W	L	T	PCT.
Buffalo	10	6	0	.625
* Indianapolis	9	7	0	.563
* Miami	9	7	0	.563
New England	6	10	0	.375
N.Y. Jets	3	13	0	.188
AFC CENTRAL	**W**	**L**	**T**	**Pct.**
Pittsburgh	11	5	0	.688
Cincinnati	7	9	0	.438
Houston	**7**	**9**	**0**	**.438**
Cleveland	5	11	0	.313
Jacksonville	4	12	0	.250
AFC WEST	**W**	**L**	**T**	**Pct.**
Kansas City	13	3	0	.813
* San Diego	9	7	0	.563
Seattle	8	8	0	.500
Denver	8	8	0	.500
Oakland	8	8	0	.500

NATIONAL FOOTBALL CONFERENCE STANDINGS

NFC EAST	W	L	T	PCT.
Dallas	12	4	0	.750
* Philadelphia	10	6	0	.625
Washington	6	10	0	.375
N.Y. Giants	5	11	0	.313
Arizona	4	12	0	.250
AFC CENTRAL	**W**	**L**	**T**	**Pct.**
Green Bay	11	5	0	.688
* Detroit	10	6	0	.625
Chicago	9	7	0	.563
Minnesota	8	8	0	.500
Tampa Bay	7	9	0	.438
AFC WEST	**W**	**L**	**T**	**Pct.**
San Francisco	11	5	0	.688
* Atlanta	9	7	0	.563
St. Louis	7	9	0	.438
Carolina	7	9	0	.438
New Orleans	7	9	0	.438

* Wild Card for Playoffs

1994 SEASON (2-14 REGULAR SEASON, 0-0 PLAYOFFS) • 4TH PLACE AFC CENTRAL

DATE	OPPONENT	SCORE	W/L	ATT
Sep. 4	at Indianapolis	21-45	L	47,372
Sep. 11	at Dallas	17-20	L	64,402
Sep. 18	BUFFALO	7-15	L	55,424
Sep. 25	CINCINNATI	20-13	W	44,253
Oct. 3	at Pittsburgh	14-30	L	57,274
Oct. 9	BYE			
Oct. 13	CLEVELAND	8-11	L	50-364
Oct. 24	at Philadelphia	6-21	L	65,233
Oct. 30	at L.A. Raiders	14-17	L	40,473
Nov. 6	PITTSBURGH	9-12*	L	47,822
Nov. 13	at Cincinnati	31-34	L	54,908
Nov. 21	NY GIANTS	10-13	L	53,201
Nov. 27	at Cleveland	10-34	L	65,088
Dec. 4	ARIZONA	12-30	L	39,821
Dec. 11	SEATTLE	14-16	L	31,453
Dec. 18	at Kansas City	9-31	L	79,319
Dec. 24	NY JETS	24-10	W	31,176

* Overtime

	TITANS	OPP
Total First Downs	**278**	**275**
Rushing	97	112
Passing	158	132
Penalty	23	31
3rd Down: Made/Att	78/224	80/219
3rd Down Pct.	34.8	36.5
4th Down: Made/Att	9/18	3/10
4th Down Pct.	50.0	30.0
Possession Avg.	**29:06**	**30:54**
Total Net Yards	**4481**	**4915**
Avg. Per Game	280.1	307.2
Total Plays	1036	971
Avg. Per Play	4.3	5.1
Net Yards Rushing	**1682**	**2120**
Avg. Per Game	105.1	132.5
Total Rushes	417	540
Net Yards Passing	**2799**	**2795**
Avg. Per Game	174.9	174.7
Sacked/Yards Lost	65/417	31/168
Gross Yards	3216	2963
Att./Comp.	554/274	400/221
Completion Pct.	49.5	55.3
Had Intercepted	17	14
Punts/Average	**96/42.9**	**82/42.0**
Net Punting Avg.	**96/36.4**	**82/36.9**
Penalties/Yards	**115/959**	**102/807**
Fumbles/Ball Lost	**42/25**	**20/12**
Touchdowns	**25**	**37**
Rushing	10	17
Passing	13	18
Returns	2	2

BY PERIODS	1	2	3	4	OT	PTS
Oilers	**45**	**56**	**25**	**100**	**0**	**226**
Opponents	**57**	**122**	**60**	**110**	**3**	**352**

SCORING	TD	RU	PA	RT	PAT	FG	S	TP
Del Greco	0	0	0	0	18/18	16/20	0	66
Jeffires	6	0	6	0			0	42
G. Brown	5	4	1	0			0	30
White	4	3	1	0			0	24
Givins	2	0	1	1			0	12
Slaughter	2	0	2	0			0	12
Tolliver	2	2	0	0			0	12
Carter	1	0	1	0			0	6
Coleman	1	0	1	0			0	6
Dishman	1	0	0	1			0	6
Richardson	1	1	0	0			0	6
R. Brown	0	0	0	0			0	2
Lathon	0	0	0	0			1	2
Oilers	**25**	**10**	**13**	**2**	**18/18**	**16/20**	**1**	**226**
Opponents	**37**	**17**	**18**	**2**	**34/35**	**30/31**	**1**	**352**

2-point conversions: Jeffires 3, R. Brown,
Oilers 4-7, Opponents 2-2

RUSHING	No	Yds	Avg	Lg	TD
White	191	757	4.0	33	3
G. Brown	169	648	3.8	18	4
Richardson	30	217	7.2	18	1
Tolliver	12	37	3.1	10	2
Carlson	10	17	1.7	6	0
Tillman	2	12	6.0	9	0
Coleman	1	2	2.0	2	0
Wellman	1	-3	-3.0	-3	0
Givins	1	-5	-5.0	-5	0
Oilers	**417**	**1682**	**4.0**	**33**	**10**
Opponents	**540**	**2120**	**3.9**	**52**	**17**

RECEIVING	No	Yds	Avg	Lg	TD
Slaughter	68	846	12.4	57	2
Jeffires	68	783	11.5	50	6
Givins	36	521	14.5	76t	1
White	21	188	9.0	41	1
Coleman	20	298	14.9	81	1
G. Brown	18	194	10.8	24	1
Carter	11	74	6.7	19	1
Wellman	10	112	11.2	25	0
McNair	8	78	9.8	21	0
R. Lewis	4	48	12.0	19	0
R. Brown	4	34	8.5	11	0
Hannah	3	24	8.0	11	0
Maston	2	12	6.0	10	0
Mills	1	4	4.0	4	0
Oilers	**274**	**3216**	**11.7**	**81**	**13**
Opponents	**221**	**2963**	**13.4**	**55**	**18**

INTERCEPTIONS	No	Yds	Avg	Lg	TD
D. Lewis	5	57	11.4	20	0
Dishman	4	74	18.5	38	1
Robertson	3	90	30.0	41	0
Bishop	1	21	21.0	21	0
St. Jackson	1	0	0.0	0	0
Oilers	**14**	**242**	**17.3**	**41**	**1**
Opponents	**17**	**188**	**11.1**	**41**	**0**

PUNTING	No	Yds	Avg	Net	TB	In	Lg	B
Camarillo	96	4115	42.9	36.4	9	35	58	0
Oilers	**96**	**4115**	**42.9**	**36.4**	**9**	**35**	**58**	**0**
Opponents	**82**	**3443**	**42.0**	**36.9**	**7**	**31**	**56**	**0**

PUNT RETURNS	No	FC	Yds	Avg	Lg	TD
Givins	37	9	210	5.7	78t	1
Hannah	9	0	58	6.4	13	0
Coleman	2	2	13	6.5	10	0
Dishman	1	0	0	0.0	0	0
Robertson	1	1	0	0.0	0	0
Oilers	**50**	**12**	**281**	**5.6**	**78t**	**1**
Opponents	**50**	**16**	**438**	**8.8**	**82t**	**1**

KICKOFF RETURNS	No	Yds	Avg	Lg	TD
McNair	23	481	20.9	44	0
Mills	15	282	18.8	34	0
St. Jackson	14	285	20.4	40	0
White	8	167	20.9	28	0
Hannah	5	116	23.2	39	0
Tillman	4	51	12.8	19	0
Bishop	2	18	9.0	11	0
Teeter	2	9	4.5	9	0
Givins	1	27	27.0	27	0
Oilers	**74**	**1436**	**19.4**	**44**	**0**
Opponents	**48**	**832**	**17.3**	**35**	**0**

FIELD GOALS	1-19	20-29	30-39	40-49	50+
Del Greco	0/0	4/5	4/4	7/8	1/3
Oilers	**0/0**	**4/5**	**4/4**	**7/8**	**1/3**
Opponents	**0/0**	**10/10**	**7/7**	**11/11**	**2/3**

Del Greco: (55N) (41G) () (45G, 24G) (48N) (29N) (21G, 24G) (52N) (32G, 49G, 38G) (34G) (43G) (42G) (38G) () (48G) (28G, 50G, 42G)
Opponents: (42G) (45G, 29G) (37G, 42G, 48G, 29G, 48G) (21G, 49G) (42G, 25G, 22G) (50N, 35G) () (35G) (50G, 39G, 37G, 40G) (50G, 40G) (26G, 37G) (37G, 23G) (25G, 23G) (40G) (21G) (49G)

SACKS

Lathon 8.5, Childress 6.0, Davidson 6.0, Montgomery 3.0, Barrow 2.5, A. Smith 2.5, Bishop 1.5, St. Jackson 1.0
Oilers 31.0, Opponents 65.0

TACKLES (Solo-Assists-Total)

A. Smith (97-45-142), Bishop (75-37-112), Robertson (80-31-111), Barrow (57-37-94), Childress (49-19-68), Davidson (47-21-68), Dishman (53-13-66), Robinson (41-25-66), Montgomery (45-19-64), D. Lewis (43-12-55), Lathon (36-16-52), McDowell (18-6-24), Wortham (15-7-22), Roberts (15-4-19), Bowden (7-6-13), St. Jackson (10-2-12), Ford (10-1-11), Teeter (7-0-7), Orlando (5-1-6), McCants (3-2-5), Davis (2-0-2), Faryniarz (1-0-1)
Team Totals: 716-304-1020

PASSING	Att	Cmp	Pct	Yards	Yds/Att	TD	Int	Lg	Sk/Yds	Rating
Tolliver	240	121	50.4	1287	5.36	6	7	44	27/166	62.6
Richardson	181	94	51.9	1202	6.64	6	6	76t	23/136	70.3
Carlson	132	59	44.7	727	5.51	1	4	81	15/115	52.2
Camarillo	1	0	0.00	0	0.00	0	0	0	0/0	39.6
Oilers	**554**	**274**	**49.5**	**3216**	**5.81**	**13**	**17**	**81**	**65/417**	**62.5**
Opponents	**400**	**221**	**55.3**	**2963**	**7.41**	**18**	**14**	**55**	**31/168**	**79.4**

USUAL STARTING LINEUP

OFFENSE

WR	Haywood Jeffires (80)
WR	Webster Slaughter (84)
LT	Brad Hopkins (72)
LG	John Flannery (55)
C	**Bruce Matthews (74)**
RG	Kevin Donnalley (77)
RT	David Williams (75)
TE	Pat Carter (85)
WR	Ernest Givins (81)
QB	Billy Joe Tolliver(11)
	Cody Carlson (14)
	Bucky Richardson (7)
RB	Lorenzo White (44)
FB	Gary Brown (33)

DEFENSE

LE	Kenny Davidson (90)
LT	Ray Childress (79)
RT	Glenn Montgomery (94)
RE	Lamar Lathon (57)
LLB	Eddie Robinson (50)
MLB	Al Smith (54)
RLB	Micheal Barrow (56)
LCB	Cris Dishman (28)
RCB	Darryll Lewis (29)
SS	Blaine Bishop (23)
FS	Marcus Robertson (31)

SPECIALISTS

K	Al Del Greco (3)
P	Rich Camarillo (16)

Pro Bowl
All-Pro

GM: Floyd Reese; **Head Coach:** Jack Pardee (10 games), Jeff Fisher (six games)
Asst. Coaches: Kevin Gilbride (asst. head coach/off.), Dick Coury (off. coord.), Jeff Fisher (def. coord.*), Charlie Baggett (WR), Tom Bettis (DB), Frank Bush (qual. control), Frank Novak (ST/RB), Jim Stanley (DL), Steve Watterson (strength & rehab.), Gregg Williams (LB), Bob Young (OL)

* Coord. for first 10 games; head coach last six games

AMERICAN FOOTBALL CONFERENCE STANDINGS

AFC EAST	W	L	T	PCT.
Miami	10	6	0	.625
* New England	10	6	0	.625
Indianapolis	8	8	0	.500
Buffalo	7	9	0	.438
N.Y. Jets	6	10	0	.375
AFC CENTRAL	**W**	**L**	**T**	**Pct.**
Pittsburgh	12	4	0	.750
* Cleveland	11	5	0	.688
Cincinnati	3	13	0	.188
Houston	**2**	**14**	**0**	**.125**
AFC WEST	**W**	**L**	**T**	**Pct.**
San Diego	11	5	0	.688
* Kansas City	9	7	0	.563
L.A. Raiders	9	7	0	.563
Denver	7	9	0	.438
Seattle	6	10	0	.375

NATIONAL FOOTBALL CONFERENCE STANDINGS

NFC EAST	W	L	T	PCT.
Dallas	12	4	0	.750
N.Y. Giants	9	7	0	.563
Arizona	8	8	0	.500
Philadelphia	7	9	0	.438
Washington	3	13	0	.188
NFC CENTRAL	**W**	**L**	**T**	**Pct.**
Minnesota	10	6	0	.625
* Green Bay	9	7	0	.563
* Detroit	9	7	0	.563
* Chicago	9	7	0	.563
Tampa Bay	6	10	0	.375
NFC WEST	**W**	**L**	**T**	**Pct.**
San Francisco	13	3	0	.813
New Orleans	7	9	0	.438
Atlanta	7	9	0	.438
L.A. Rams	4	12	0	.250

* Wild Card for Playoffs

1993 SEASON (12-4 REGULAR SEASON, 0-1 PLAYOFFS) • 1ST PLACE AFC CENTRAL

DATE	OPPONENT	SCORE	W/L	ATT
Sep. 5	at New Orleans	21-33	L	69,029
Sep.12	KANSAS CITY	30-0	W	59,780
Sep. 19	at San Diego	17-18	L	58,519
Sep. 26	L.A. RAMS	13-28	L	53,072
Oct. 3	BYE			
Oct. 11	at Buffalo	7-35	L	79,613
Oct. 17	at New England	28-14	W	51,037
Oct. 24	CINCINNATI	28-12	W	50,039
Oct. 31	BYE			
Nov. 7	SEATTLE	24-14	W	50,447
Nov. 14	at Cincinnati	38-3	W	42,347
Nov. 21	at Cleveland	27-20	W	71,668
Nov. 28	PITTSBURGH	23-3	W	61,238
Dec. 5	ATLANTA	33-17	W	58,186
Dec. 12	CLEVELAND	19-17	W	58,720
Dec. 19	at Pittsburgh	26-17	W	57,592
Dec. 25	at San Francisco	10-7	W	61,744
Jan. 2	NY JETS	24-0	W	61,040
Jan. 16	**KANSAS CITY**	**20-28**	**L**	**64,011**

* Overtime

	TITANS	OPP
Total First Downs	**330**	**289**
Rushing	101	73
Passing	208	184
Penalty	21	32
3rd Down: Made/Att	94/211	64/208
3rd Down Pct.	44.5	30.8
4th Down: Made/Att	3/12	12/24
4th Down Pct.	25.0	50.0
Possession Avg.	**31:48**	**28:12**
Total Net Yards	**5658**	**4874**
Avg. Per Game	353.6	304.6
Total Plays	1066	1003
Avg. Per Play	5.3	4.9
Net Yards Rushing	**1792**	**1273**
Avg. Per Game	112.0	79.6
Total Rushes	409	369
Net Yards Passing	**3866**	**3601**
Avg. Per Game	241.6	225.1
Sacked/Yards Lost	43./279	52/313
Gross Yards	4145	3914
Att./Comp.	614/357	582/302
Completion Pct.	58.1	51.9
Had Intercepted	25	296
Punts/Average	**56/45.3**	**79/43.7**
Net Punting Avg.	**56/38.7**	**79/36.9**
Penalties/Yards	**132/1005**	**103/791**
Fumbles/Ball Lost	**37/20**	**32/17**
Touchdowns	**40**	**26**
Rushing	11	9
Passing	23	16
Returns	6	1

BY PERIODS	1	2	3	4	OT	PTS
Oilers	**68**	**131**	**75**	**94**	**0**	**368**
Opponents	**40**	**73**	**50**	**75**	**0**	**238**

SCORING	TD	RU	PA	RT	PAT	FG	S	TP
Del Greco	0	0	0	0	39/40	29/34	0	126
G. Brown	8	6	2	0			0	48
Jeffires	6	0	6	0			0	36
Slaughter	5	0	5	0			0	30
Givins	4	0	4	0			0	24
Duncan	3	0	3	0			0	18
Carlson	2	2	0	0			0	12
White	2	2	0	0			0	12
Childress	1	0	0	1			0	6
Dishman	1	0	0	1			0	6
Harris	1	0	1	0			0	6
Jackson	1	0	0	1			0	6
Lewis	1	0	0	1			0	6
Moon	1	1	0	1			0	6
Orlando	1	0	0	1			0	6
Robertson	1	0	0	1			0	6
Tillman	1	0	1	0			0	6
Wellman	1	0	1	0			0	6
Oilers	**40**	**11**	**26**	**6**	**39/40**	**29/34**	**1**	**368**
Opponents	**26**	**9**	**16**	**1**	**25/26**	**19/28**	**0**	**238**

RUSHING	No	Yds	Avg	Lg	TD
G. Brown	195	1002	5.1	26	6
White	131	465	3.5	14	2
Moon	48	145	3.0	35	1
Tillman	9	94	10.4	34	0
Carlson	14	41	2.9	10t	2
Givins	6	19	3.2	16	0
Maston	1	10	10.0	10	0
Richardson	2	9	4.5	11	0
Wellman	2	6	3.0	4	0
Coleman	1	1	1.0	1	0
Oilers	**409**	**1792**	**4.4**	**35**	**11**
Opponents	**369**	**1273**	**3.4**	**29**	**9**

RECEIVING	No	Yds	Avg	Lg	TD
Slaughter	77	904	11.7	41	5
Givins	68	887	13.0	80t	4
Jeffires	66	753	11.4	66t	6
Duncan	41	456	11.1	47	3
White	34	229	6.7	20	0
Wellman	31	430	13.9	44	1
G. Brown	21	240	11.4	38t	2
Coleman	9	129	14.3	25	0
Harris	4	53	13.3	17t	1
R. Brown	2	30	15.0	26	0
Maston	1	14	14.0	14	0
Norgard	1	13	13.0	13	0
Tillman	1	4	4.0	4t	1
Drewrey	1	3	3.0	3	0
Oilers	**357**	**4145**	**11.6**	**80t**	**23**
Opponents	**302**	**3914**	**13.0**	**53t**	**16**

INTERCEPTIONS	No	Yds	Avg	Lg	TD
Robertson	7	137	19.6	69	0
Dishman	6	74	12.3	30	0
Jackson	5	54	10.8	22t	1
Orlando	3	68	22.7	38t	1
McDowell	3	31	10.3	13	0
Lewis	1	47	47.0	47t	1
Bishop	1	1	1.0	1	0
Oilers	**26**	**412**	**15.8**	**69**	**3**
Opponents	**25**	**309**	**12.4**	**42**	**0**

PUNTING	No	Yds	Avg	Net	TB	In	Lg	B
Montgomery	54	2462	45.6	39.1	5	13	77	0
Sullivan (TM)	2	73	36.5	26.5	1	1	37	0
Oilers	**56**	**2535**	**45.3**	**38.7**	**6**	**14**	**77**	**0**
Opponents	**79**	**3454**	**43.7**	**36.9**	**13**	**15**	**71**	**1**

PUNT RETURNS	No	FC	Yds	Avg	Lg	TD
Drewrey	41	19	275	6.7	18	0
Oilers	**41**	**19**	**275**	**6.7**	**18**	**0**
Opponents	**28**	**5**	**249**	**8.9**	**30**	**0**

KICKOFF RETURNS	No	Yds	Avg	Lg	TD
Drewrey	15	293	19.5	34	0
Mills	11	230	20.9	37	0
Coleman	3	37	12.3	16	0
G. Brown	2	29	14.5	16	0
Oilers	**31**	**589**	**19.0**	**37**	**0**
Opponents	**60**	**1062**	**17.7**	**36**	**0**

FIELD GOALS	1-19	20-29	30-39	40-49	50+
Del Greco	0/0	13/13	8/9	4/5	4/7
Oilers	**0/0**	**13/13**	**8/9**	**4/5**	**4/7**
Opponents	**1/1**	**6/7**	**5/6**	**4/9**	**3/5**

Del Greco: (50N) (25G, 22G, 50G) (27G) (52G, 25G) () () () (33G, 51G, 39G) (39G) (34N, 28G, 30G) (43G, 21G, 28G) (52G, 43G, 56N, 52N, 21G, 36G) (27G, 48G, 49G, 25G) (41N, 34G, 22G, 33G, 21G) (24G) (38G)
Opponents: (28G, 37G, 18G, 47G) (46N) (34G, 34G, 27G, 27G, 36G, 27G) (47N) (54N) (42B) (53G,50G) () (46G) (21G, 44G) (42G) (30G) (53G, 46N, 56N) (26G) (47N, 24B) (36N)

SACKS

Jones 13.0, Fuller 10.0, Childress 9.0, Gl. Montgomery 6.0, L. Williams 3.0, Lathon 2.0, Marshall 2.0, Barrow 1.0, Bishop 1.0, McDowell 1.0, Robinson 1.0, Teeter 1.0, Bowden 1.0
Oilers 52.0, Opponents 43.0

TACKLES (Solo-Assists-Total)

Smith (67-28-95), Robertson (62-20-82), Dishman (68-10-78), McDowell (56-19-75), Childress (45-13-58), Robinson (42-15-57), Jackson (45-10-55), S. Jones (42-12-54), Gl. Montgomery (35-10-45), Lathon (29-10-39), Fuller (29-8-37), Marshall (28-9-37), Bowden (19-9-28), Bishop (24-3-27), Barrow (21-5-26), Orlando (16-2-18), L. Williams (8-8-16), Lewis (13-1-14), T. Brown (4-0-4), McCants (4-0-4), Teeter (3-2-5), Hoage (3-0-3)
Team Totals: 663-194-857

PASSING	Att	Cmp	Pct	Yards	Yds/Att	TD	Int	Lg	Sk/Yds	Rating
Moon	520	303	58.3	3485	6.70	21	21	80t	34/218	75.2
Carlson	90	51	56.7	605	6.72	2	4	47	8/53	66.2
Richardson	4	3	75.0	55	13.75	0	0	34	1/8	116.7
Oilers	**614**	**357**	**58.1**	**4145**	**6.75**	**23**	**25**	**80t**	**43/279**	**74.2**
Opponents	**582**	**302**	**51.9**	**3914**	**6.73**	**16**	**26**	**53t**	**52/313**	**63.9**

USUAL STARTING LINEUP

OFFENSE

WR	**Haywood Jeffires (84)**
WR	**Webster Slaughter (89)**
LT	Brad Hopkins (72)
LG	**Mike Munchak (63)**
C	**Bruce Matthews (74)**
RG	Doug Dawson (66)
RT	David Williams (73)
WR	Ernest Givins (81)
WR	Curtis Duncan (80)
QB	**Warren Moon (1)**
RB	Gary Brown (33)
	Lorenzo White (44)

DEFENSE

LE	William Fuller (95)
LT	**Ray Childress (79)**
RT	Glenn Montgomery (94)
RE	**Sean Jones (96)**
LLB	Eddie Robinson (50)
MLB	Al Smith (54)
RLB	Wilber Marshall (58)
LCB	Cris Dishman (28)
RCB	Steve Jackson (24)
SS	Bubba McDowell (25)
FS	Marcus Robertson (31)

SPECIALISTS

K	Al Del Greco (3)
P	**Greg Montgomery (9)**

Pro Bowl
All-Pro

GM: Mike Holovak; **Head Coach:** Jack Pardee
Asst. Coaches: Kevin Gilbride (off. coord.), Buddy Ryan (def. coord.), Charlie Baggett (WR), Tom Bettis (DB), Frank Bush (qual. control), Ronnie Jones (LB), Frank Novak (RB), Jim Stanley (DL), Steve Watterson (strength & rehab.), Gregg Williams (ST), Bob Young (OL)

AMERICAN FOOTBALL CONFERENCE STANDINGS

AFC EAST	W	L	T	PCT.
Buffalo	12	4	0	.750
Miami	9	7	0	.563
N.Y. Jets	8	8	0	.500
New England	5	11	0	.313
Indianapolis	4	12	0	.250
AFC CENTRAL	**W**	**L**	**T**	**Pct.**
Houston	**12**	**4**	**0**	**.750**
* Pittsburgh	9	7	0	.563
Cleveland	7	9	0	.438
Cincinnati	3	13	0	.188
AFC WEST	**W**	**L**	**T**	**Pct.**
Kansas City	11	5	0	.688
* L.A. Raiders	10	6	0	.625
* Denver	9	7	0	.563
San Diego	8	8	0	.500
Seattle	6	10	0	.375

NATIONAL FOOTBALL CONFERENCE STANDINGS

NFC EAST	W	L	T	PCT.
Dallas	12	4	0	.750
* N.Y. Giants	11	5	0	.688
Philadelphia	8	8	0	.500
Phoenix	7	9	0	.438
Washington	4	12	0	.250
NFC CENTRAL	**W**	**L**	**T**	**Pct.**
Detroit	10	6	0	.625
* Minnesota	9	7	0	.563
* Green Bay	9	7	0	.563
Chicago	7	9	0	.438
Tampa Bay	5	11	0	.313
NFC WEST	**W**	**L**	**T**	**Pct.**
San Francisco	10	6	0	.625
New Orleans	8	8	0	.500
Atlanta	6	10	0	.375
L.A. Rams	5	11	0	.313

* Wild Card for Playoffs

1992 SEASON (10-6 REGULAR SEASON, 0-1 PLAYOFFS) • 2ND PLACE AFC CENTRAL

DATE	OPPONENT	SCORE	W/L	ATT
Sep. 6	PITTSBURGH	24-29	L	63,713
Sep. 13	at Indianapolis	20-10	W	44,851
Sep. 20	KANSAS CITY	23-20*	W	60,955
Sep. 27	SAN DIEGO	27-0	W	57,491
Oct. 4	BYE			
Oct. 11	at Cincinnati	38-24	W	54,254
Oct. 18	at Denver	21-27	L	74,827
Oct. 25	CINCINNATI	26-10	W	58,701
Nov. 1	at Pittsburgh	20-21	L	58,074
Nov. 8	CLEVELAND	14-24	L	57,348
Nov. 15	at Minnesota	17-13	W	56,726
Nov. 22	at Miami	16-19	L	63,597
Nov. 26	at Detroit	24-21	W	73,711
Dec. 7	CHICAGO	24-7	W	62,193
Dec. 13	GREEN BAY	14-16	L	57,285
Dec. 20	at Cleveland	17-14	W	59,898
Dec. 27	BUFFALO	27-3	W	61,742
Jan. 3	**at Buffalo**	**38-41***	**L**	**75,141**

* Overtime

	TITANS	OPP
Total First Downs	**339**	**254**
Rushing	101	93
Passing	217	139
Penalty	21	22
3rd Down: Made/Att	72/170	68/194
3rd Down Pct.	42.4	35.1
4th Down: Made/Att	3/9	7/14
4th Down Pct.	33.3	50.0
Possession Avg.	**31:09**	**28:51**
Total Net Yards	**5655**	**4211**
Avg. Per Game	353.4	263.2
Total Plays	958	907
Avg. Per Play	5.9	4.6
Net Yards Rushing	**1626**	**1634**
Avg. Per Game	101.6	102.1
Total Rushes	353	412
Net Yards Passing	**4029**	**2577**
Avg. Per Game	251.8	161.1
Sacked/Yards Lost	32/202	50/321
Gross Yards	4231	2898
Att./Comp.	573/373	445/248
Completion Pct.	65.1	55.7
Had Intercepted	23	20
Punts/Average	**55/45.2**	**68/43.2**
Net Punting Avg.	**55/37.3**	**68/38.6**
Penalties/Yards	**111/824**	**114/886**
Fumbles/Ball Lost	**28/12**	**24/11**
Touchdowns	**41**	**28**
Rushing	10	6
Passing	27	20
Returns	4	2

BY PERIODS	1	2	3	4	OT	PTS
Oilers	**81**	**75**	**80**	**113**	**3**	**352**
Opponents	**23**	**96**	**50**	**89**	**0**	**258**

SCORING	TD	RU	PA	RT	PAT	FG	S	TP
Del Greco	0	0	0	0	41/41	21/27	0	104
Givins	10	0	10	0			0	60
Jeffires	9	0	9	0			0	54
White	8	7	1	0			0	48
Slaughter	4	0	4	0			0	24
L. Harris	2	0	2	0			0	12
G. Brown	1	1	0	0			0	6
Carlson	1	1	0	0			0	6
Childress	1	0	0	1			0	6
Duncan	1	0	1	0			0	6
Fuller	1	0	0	1			0	6
McDowell	1	0	0	1			0	6
Meads	1	0	0	1			0	6
Moon	1	1	0	0			0	6
Oilers	**41**	**10**	**27**	**4**	**41/41**	**21/27**	**1**	**352**
Opponents	**28**	**6**	**20**	**2**	**27/28**	**21/26**	**0**	**258**

RUSHING	No	Yds	Avg	Lg	TD
White	265	1226	4.6	44	7
Moon	27	147	5.4	23	1
G. Brown	19	87	4.6	26	1
Carlson	27	77	2.9	13	1
Givins	7	75	10.7	44	0
Slaughter	3	20	6.7	10	0
L. Harris	1	8	8.0	8	0
Tillman	1	1	1.0	1	0
Richardson	1	-1	-1.0	-1	0
Gr. Montgomery	2	-14	-7.0	0	0
Oilers	**353**	**1626**	**4.6**	**44**	**10**
Opponents	**412**	**1634**	**4.0**	**67t**	**6**

RECEIVING	No	Yds	Avg	Lg	TD
Jeffires	90	913	10.1	47	9
Duncan	82	954	11.6	72	1
Givins	67	787	11.7	41	10
White	57	641	11.2	69t	1
Slaughter	39	486	12.5	36t	4
L. Harris	35	435	12.4	47	2
Coleman	2	10	5.0	6	0
G. Brown	1	5	5.0	5	0
Oilers	**373**	**4231**	**11.3**	**72**	**27**
Opponents	**248**	**2898**	**11.7**	**77t**	**20**

INTERCEPTIONS	No	Yds	Avg	Lg	TD
Gray	6	24	4.0	22	0
McDowell	3	52	17.3	26t	1
Dishman	3	34	11.3	17	0
Jackson	3	18	6.0	18	0
Robertson	1	27	27.0	27	0
A. Smith	1	26	26.0	26	0
Dumas	1	0	0.0	0	0
Graf	1	0	0.0	0	0
Jones	1	0	0.0	0	0
Oilers	**20**	**181**	**9.1**	**27**	**1**
Opponents	**23**	**367**	**16.0**	**57**	**0**

PUNTING	No	Yds	Avg	Net	TB	In	Lg	B
Montgomery	53	2487	46.9	37.3	9	14	66	2
Oilers	**55**	**2487**	**45.2**	**37.3**	**9**	**14**	**66**	**2**
Opponents	**68**	**2939**	**43.2**	**38.6**	**6**	**23**	**65**	**1**

PUNT RETURNS	No	FC	Yds	Avg	Lg	TD
Slaughter	20	8	142	7.1	20	0
Coleman	7	4	35	5.0	19	0
C. Harris	6	0	17	2.8	13	0
Oilers	**33**	**12**	**194**	**5.9**	**20**	**0**
Opponents	**31**	**2**	**255**	**8.2**	**25**	**0**

KICKOFF RETURNS	No	Yds	Avg	Lg	TD
Coleman	14	290	20.7	28	0
C. Harris	10	206	20.6	42	0
Tillman	10	157	15.7	33	0
Lewis	8	171	21.4	26	0
Slaughter	1	21	21.0	21	0
G. Brown	1	15	15.0	15	0
Gl. Montgomery	1	13	13.0	13	0
Flannery	1	12	12.0	12	0
Oilers	**46**	**885**	**19.2**	**42**	**0**
Opponents	**63**	**989**	**15.7**	**35**	**0**

FIELD GOALS	1-19	20-29	30-39	40-49	50+
Del Greco	3/3	8/9	5/6	4/8	1/1
Oilers	**3/3**	**8/9**	**5/6**	**4/8**	**1/1**
Opponents	**0/0**	**6/7**	**7/8**	**5/7**	**3/4**

Del Greco: (36G) (27G, 29N, 20G) (21G, 54G, 39G) (49G, 46N) (39G) (43N) (27G, 47N) (29G, 19G, 39N) () (30G) (24G, 41G, 23G, 41N) (46N, 30G) (19G) () (47G) (28G, 18G)
Opponents: (30G, 25G, 37G) (37G) (31G, 52G, 20N) ( ) (29G, 43N) (45G, 28G) (24G) ( ) (44G, 52N) (42G, 51G) (38G, 40G, 29G, 52G) ( ) ( ) (39G, 36G, 20G) (42N) (40G, 33N)

SACKS

Childress 13.0, L. Williams 11.0, Jones 8.5, Fuller 8, Lathon 1.5, McDowell 1.5, Alm 1.0, Graf 1.0, Jackson 1.0, Lewis 1.0, Robinson 1.0, A. Smith 1.0, Gl. Montgomery 0.5

Oilers 50.0, Opponents 32.0

TACKLES (Solo-Assists-Total)

A. Smith (68-52-120), Childress (64-26-90), J. Gray (56-15-71), McDowell (56-15-71), Robertson (39-32-71), Lathon (40-14-54), Robinson (33-21-54), Jones (34-19-53), Fuller (42-10-52), Dishman (27-13-40), Alm (24-11-35), L. Williams (24-11-35), Jackson (22-11-33), Lewis (21-6-27), Graf (13-9-22), Dumas (13-6-19), D. Smith (11-4-15), Peguee (2-6-8), Meads (2-5-7), Gl. Montgomery (5-1-6), Seale (5-0-5), T. Brown (4-1-5), Orlando (2-3-5), R. Johnson (2-3-5), Roberts (1-0-1), Veasey (1-0-1)

Oilers:(611-294-905)

PASSING	Att	Cmp	Pct	Yards	Yds/Att	TD	Int	Lg	Sk/Yds	Rating
Moon	346	224	64.7	2521	7.29	18	12	72	16/105	89.3
Carlson	227	149	65.6	1710	7.53	9	11	65	15/90	81.2
Richardson	0	0	0.0	0	0.0	0	0	0	1/7	0
Oilers	**573**	**373**	**65.1**	**4231**	**7.38**	**27**	**23**	**72**	**32/202**	**86.1**
Opponents	**445**	**248**	**55.7**	**2898**	**6.51**	**20**	**20**	**77t**	**50/321**	**71.9**

USUAL STARTING LINEUP

OFFENSE

WR	**Haywood Jeffires (84)**
WR	Webster Slaughter (89)
	Leonard Harris (83)
LT	Don Maggs (78)
LG	**Mike Munchak (63)**
C	**Bruce Matthews (74)**
RG	Doug Dawson (66)
RT	David Williams (73)
WR	**Ernest Givins (81)**
WR	**Curtis Duncan (80)**
QB	**Warren Moon (1)**
	Cody Carlson (6)
RB	**Lorenzo White (44)**

DEFENSE

LE	William Fuller (95)
LT	**Ray Childress (79)**
RT	Jeff Alm (76)
	Doug Smith (99)
RE	Sean Jones (96)
LLB	Lamar Lathon (57)
MLB	**Al Smith (54)**
RLB	Eddie Robinson (50)
LCB	Cris Dishman (28)
RCB	Jerry Gray (21)
SS	Bubba McDowell (25)
FS	Marcus Robertson (31)

SPECIALISTS

K	Al Del Greco (3)
P	Greg Montgomery (9)

Pro Bowl
All-Pro

GM: Mike Holovak; **Head Coach:** Jack Pardee
Asst. Coaches: Kevin Gilbride (off. coord.), Jim Eddy (def. coord.), Frank Bush (LB), Frank Novak (RB), Chris Palmer (WR), Richard Smith (ST/asst. OL), Jim Stanley (DL), Steve Watterson (strength & rehab.), Gregg Williams (qual. control coord.), Bob Young (OL)

AMERICAN FOOTBALL CONFERENCE STANDINGS

AFC EAST	W	L	T	PCT.
Miami	11	5	0	.688
* Buffalo	11	5	0	.688
Indianapolis	9	7	0	.563
N.Y. Jets	4	12	0	.250
New England	2	14	0	.125
AFC CENTRAL	**W**	**L**	**T**	**Pct.**
Pittsburgh	11	5	0	.688
* **Houston**	**10**	**6**	**0**	**.625**
Cleveland	7	9	0	.438
Cincinnati	5	11	0	.313
AFC WEST	**W**	**L**	**T**	**Pct.**
San Diego	11	5	0	.688
* Kansas City	10	6	0	.625
Denver	8	8	0	.500
L.A. Raiders	7	9	0	.438
Seattle	2	14	0	.125

NATIONAL FOOTBALL CONFERENCE STANDINGS

NFC EAST	W	L	T	PCT.
Dallas	13	3	0	.813
* Philadelphia	11	5	0	.688
* Washington	9	7	0	.563
N.Y. Giants	6	10	0	.375
Phoenix	4	12	0	.250
NFC CENTRAL	**W**	**L**	**T**	**Pct.**
Minnesota	11	5	0	.688
Green Bay	9	7	0	.563
Tampa Bay	5	11	0	.313
Chicago	5	11	0	.313
Detroit	5	11	0	.313
NFC WEST	**W**	**L**	**T**	**Pct.**
San Francisco	14	2	0	.875
* New Orleans	12	4	0	.750
Atlanta	6	10	0	.375
L.A. Rams	6	10	0	.375

* Wild Card for Playoffs

1991 SEASON (11-5 REGULAR SEASON, 1-1 PLAYOFFS) • 1ST PLACE AFC CENTRAL

DATE	OPPONENT	SCORE	W/L	ATT
Sep. 1	L.A. RAIDERS	47-17	W	61,367
Sep. 8	at Cincinnati	30-7	W	56,463
Sep. 16	KANSAS CITY	17-7	W	61,058
Sep. 22	at New England	20-24	L	30,702
Sep. 29	BYE			
Oct. 6	DENVER	42-14	W	59,145
Oct. 13	at NY Jets	23-20	W	70,758
Oct. 20	at Miami	17-13	W	60,705
Oct. 27	CINCINNATI	25-3	W	58,634
Nov. 3	at Washington	13-16*	L	55,096
Nov. 10	DALLAS	26-23*	W	63,001
Nov. 17	CLEVELAND	28-24	W	58,155
Nov. 24	at Pittsburgh	14-26	L	45,795
Dec. 2	PHILADELHIA	6-13	L	62,141
Dec. 8	PITTSBURGH	31-6	W	59,225
Dec. 15	at Cleveland	17-14	W	55,680
Dec. 21	at NY Giants	20-24	L	63,421
Dec. 29	**NY JETS**	**17-10**	**W**	**61,485**
Jan. 4	**at Denver**	**24-26**	**L**	**75,301**

* Overtime

	TITANS	OPP
Total First Downs	**353**	**280**
Rushing	99	94
Passing	236	163
Penalty	18	23
3rd Down: Made/Att	97/195	88/219
3rd Down Pct.	49.7	40.2
4th Down: Made/Att	3/9	9/19
4th Down Pct.	33.3	47.4
Possession Avg.	**30:28**	**29:32**
Total Net Yards	**5987**	**4757**
Avg. Per Game	374.2	297.3
Total Plays	1022	984
Avg. Per Play	5.9	4.8
Net Yards Rushing	**1366**	**1540**
Avg. Per Game	85.4	96.3
Total Rushes	331	407
Net Yards Passing	**4621**	**3217**
Avg. Per Game	288.8	201.1
Sacked/Yards Lost	24/183	45/305
Gross Yards	4804	3522
Att./Comp.	667/411	532/310
Completion Pct.	61.6	58.3
Had Intercepted	21	20
Punts/Average	**53/41.7**	**74/42.1**
Net Punting Avg.	**53/36.6**	**74/36.6**
Penalties/Yards	**99/784**	**109/797**
Fumbles/Ball Lost	**33/19**	**27/18**
Touchdowns	**46**	**26**
Rushing	16	8
Passing	24	17
Returns	6	1

BY PERIODS	1	2	3	4	OT	PTS
Oilers	**43**	**129**	**64**	**147**	**3**	**386**
Opponents	**53**	**81**	**59**	**55**	**3**	**251**

SCORING	TD	RU	PA	RT	PAT	FG	S	TP
Howfield	0	0	0	0	25/29	13/18	0	64
Pinkett	10	9	1	0			0	60
Del Greco	0	0	0	0	16/16	10/13	0	46
Jeffires	7	0	7	0			0	42
Givins	5	0	5	0			0	30
Duncan	4	0	4	0			0	24
Hill	4	0	4	0			0	24
White	4	4	0	0			0	24
T. Jones	2	0	2	0			0	12
Moon	2	2	0	0			0	12
Brown	1	1	0	0			0	6
Coleman	1	0	1	0			0	6
Dishman	1	0	0	1			0	6
Dumas	1	0	0	1			0	6
Lathon	1	0	0	1			0	6
Lewis	1	0	0	1			0	6
McDowell	1	0	0	1			0	6
A. Smith	1	0	0	1			0	6
Oilers	**46**	**16**	**24**	**6**	**41/46**	**23/31**	**0**	**386**
Opponents	**26**	**8**	**17**	**1**	**26/26**	**23/29**	**0**	**251**

RUSHING	No	Yds	Avg	Lg	TD
Pinkett	171	720	4.2	32	9
White	110	465	4.2	20	4
Brown	8	85	10.6	39t	1
Moon	33	68	2.1	12	2
Givins	4	30	7.5	23	0
Hill	1	1	1.0	1	0
Carlson	4	-3	-0.8	0	0
Oilers	**331**	**1366**	**4.1**	**39t**	**16**
Opponents	**407**	**1540**	**3.8**	**24**	**8**

RECEIVING	No	Yds	Avg	Lg	TD
Jeffires	100	1181	11.8	44	7
Hill	90	1109	12.3	61t	4
Givins	70	996	14.2	49	5
Duncan	55	588	10.7	42	4
Pinkett	29	228	7.9	36t	1
White	27	211	7.8	20	0
T. Jones	19	251	13.2	68t	2
Coleman	11	138	12.5	26	1
Harris	8	101	12.6	29	0
Brown	2	1	0.5	4	0
Oilers	**411**	**4804**	**11.7**	**68t**	**24**
Opponents	**310**	**3522**	**11.4**	**80t**	**17**

INTERCEPTIONS	No	Yds	Avg	Lg	TD
Dishman	6	61	10.2	43	0
McDowell	4	31	7.8	23	0
Orlando	4	18	4.5	18	0
Lathon	3	77	25.7	52t	1
Lewis	1	33	33.0	33t	1
Dumas	1	19	19.0	19	0
A. Smith	1	16	16.0	16	0
Oilers	**20**	**255**	**12.8**	**52t**	**2**
Opponents	**21**	**296**	**14.1**	**47**	**0**

PUNTING	No	Yds	Avg	Net	TB	In	Lg	B
Montgomery	48	2105	43.9	36.8	4	13	60	2
Sullivan	3	106	35.3	32.3	0	1	37	0
Oilers	**53**	**2211**	**41.7**	**36.6**	**4**	**14**	**60**	**2**
Opponents	**74**	**3115**	**42.1**	**36.6**	**8**	**22**	**64**	**1**

PUNT RETURNS	No	FC	Yds	Avg	Lg	TD
Coleman	22	8	138	6.3	24	0
Givins	11	0	107	9.7	29	0
Duncan	1	3	-1	-1.0	-1	0
Jackson	1	0	0	0.0	0	0
Robertson	1	0	0	0.0	0	0
Oilers	**36**	**11**	**244**	**6.8**	**29**	**0**
Opponents	**29**	**5**	**192**	**6.6**	**17**	**0**

KICKOFF RETURNS	No	Yds	Avg	Lg	TD
Pinkett	26	508	19.5	41	0
Coleman	13	256	19.7	31	0
Brown	3	30	10.0	16	0
Harris	2	34	17.0	19	0
V. Jones	1	7	7.0	7	0
Flannery	1	0	0.0	0	0
Oilers	**46**	**835**	**18.2**	**41**	**0**
Opponents	**63**	**1071**	**17.0**	**42**	**0**

FIELD GOALS	1-19	20-29	30-39	40-49	50+
Howfield	1/1	7/7	4/6	1/2	0/2
Del Greco	1/1	4/5	2/3	2/3	1/1
Oilers	**2/2**	**11/12**	**6/9**	**3/5**	**1/3**
Opponents	**0/1**	**9/9**	**8/10**	**3/4**	**3/5**

Howfield: (33G, 46G) (19G, 21G, 37G) (53N,23G) (28G, 38G) (32N) (23G) (56N, 26G) (33G, 45N) (24G, 23G, 33N) () () () () () () ()
Del Greco: () () () () () () () () () () (52G, 19G, 22G, 41N, 23G) (25N) () (42G, 47G) (24G, 35N) (27G) (37G, 34G)
Opponents: (39G) (33B) () (33G) (31B) (21G, 52N, 31G) (34G, 46G) (50N, 20G) (21G, 20G, 41G) (35G, 37G, 45G) (55G) (20G, 28G, 33G, 24G) (23G, 29G) (54G, 36G) (19N) (54G, 40B)

SACKS

Fuller 15.0, S. Jones 10.0, Childress 7.0, L. Williams 3.0, Lathon 2.0, McDowell 2.0, Alm 1.0, Jackson 1.0, Lewis 1.0, Robertson 1.0, A. Smith 1.0, Kozak 0.5, D. Smith 0.5

Oilers 45.0, Opponents 24.0

TACKLES (Solo-Assists-Total)

A. Smith (99-44-143), Lathon (85-30-115), McDowell (65-26-91), Childress (55-20-75), R. Johnson (52-15-67), Dishman (52-13-65), S. Jones (43-17-60), Orlando (35-21-56), Fuller (40-14-54), D. Smith (33-19-52), Meads (28-24-52), Robertson (25-5-30), Lewis (17-9-26), Jackson (19-5-24), L. Williams (11-6-17), Alm (6-3-9), Dumas (2-5-7), Fairs (3-3-6), Graf (3-2-5), Seale (3-1-4), Gl. Montgomery (1-1-2), Kozak (1-1-2)

Team Totals: 678-284-962

PASSING	Att	Cmp	Pct	Yards	Yds/Att	TD	Int	Lg	Sk/Yds	Rating
Moon	655	404	61.7	4690	7.16	23	21	61t	23/174	81.7
Carlson	12	7	58.3	114	9.50	1	0	68t	1/9	118.1
Oilers	**667**	**411**	**61.6**	**4804**	**7.20**	**24**	**21**	**68t**	**24/183**	**82.3**
Opponents	**532**	**310**	**58.3**	**3522**	**6.62**	**17**	**20**	**80t**	**45/305**	**73.2**

USUAL STARTING LINEUP

OFFENSE

WR	**Haywood Jeffires (84)**
WR	Drew Hill (85)
LT	Don Maggs (78)
LG	**Mike Munchak (63)**
C	**Bruce Matthews (74)**
RG	Doug Dawson (66)
	John Flannery (55)
RT	David Williams (73)
TE	Ernest Givins (81)
WR	Curtis Duncan (80)
QB	**Warren Moon (1)**
RB	Allen Pinkett (20)

DEFENSE

LE	**William Fuller (95)**
LT	**Ray Childress (79)**
RT	Doug Smith (99)
RE	Sean Jones (96)
LLB	Lamar Lathon (57)
MLB	**Al Smith (54)**
RLB	Johnny Meads (91)
LCB	**Cris Dishman (28)**
RCB	Richard Johnson (23)
SS	Bubba McDowell (25)
FS	Bo Orlando (26)

SPECIALISTS

K	Al Del Greco (3)
	Ian Howfield (6)
P	Greg Montgomery (9)

Pro Bowl
All-Pro

GM: Mike Holovak; **Head Coach:** Jack Pardee
Asst. Coaches: Kevin Gilbride (off. coord.), Jim Eddy (def. coord.), Frank Novak (RB), Chris Palmer (WR), Richard Smith (ST/LB), Jim Stanley (DL), Pat Thomas (DB), Steve Watterson (strength & rehab.), Gregg Williams (qual. control coord.), Bob Young (OL)

AMERICAN FOOTBALL CONFERENCE STANDINGS

AFC EAST	W	L	T	PCT.
Buffalo	13	3	0	.813
* N.Y. Jets	8	8	0	.500
Miami	8	8	0	.500
New England	6	10	0	.375
Indianapolis	1	15	0	.063
AFC CENTRAL	**W**	**L**	**T**	**Pct.**
Houston	**11**	**5**	**0**	**.688**
Pittsburgh	7	9	0	.438
Cleveland	6	10	0	.375
Cincinnati	3	13	0	.188
AFC WEST	**W**	**L**	**T**	**Pct.**
Denver	12	4	0	.750
* Kansas City	10	6	0	.625
* L.A. Raiders	10	6	0	.625
Seattle	9	7	0	.563
San Diego	4	12	0	.250

NATIONAL FOOTBALL CONFERENCE STANDINGS

NFC EAST	W	L	T	PCT.
Washington	14	2	0	.875
* Dallas	11	5	0	.688
Philadelphia	10	6	0	.625
N.Y. Giants	8	8	0	.500
Phoenix	4	12	0	.250
NFC CENTRAL	**W**	**L**	**T**	**Pct.**
Detroit	12	4	0	.750
* Chicago	11	5	0	.688
Minnesota	8	8	0	.500
Green Bay	4	12	0	.250
Tampa Bay	3	13	0	.188
NFC WEST	**W**	**L**	**T**	**Pct.**
New Orleans	11	5	0	.688
* Atlanta	10	6	0	.625
San Francisco	10	6	0	.625
L.A. Rams	3	13	0	.188

* Wild Card for Playoffs

1990 SEASON (9-7 REGULAR SEASON, 0-1 PLAYOFFS) • 1ST PLACE AFC CENTRAL (TIED)

DATE	OPPONENT	SCORE	W/L	ATT
Sep. 9	at Atlanta	27-47	L	56,222
Sep. 16	at Pittsburgh	9-20	L	54,814
Sep. 23	INDIANAPOLIS	24-10	W	50,093
Sep. 30	at San Diego	17-7	W	48,762
Oct. 7	SAN FRANCISCO	21-24	L	59,931
Oct. 14	CINCINNATI	48-17	W	53,501
Oct. 21	NEW ORLEANS	23-10	W	57,908
Oct. 28	NY JETS	12-17	L	56,337
Nov. 4	at L.A. Rams	13-17	L	52,628
Nov. 11	BYE			
Nov. 18	at Cleveland	35-23	W	76,726
Nov. 26	BUFFALO	27-24	W	60,130
Dec. 2	at Seattle	10-13*	L	57,592
Dec. 9	CLEVELAND	58-14	W	54,469
Dec. 16	at Kansas City	27-10	W	61,756
Dec. 23	at Cincinnati	20-40	L	60,044
Dec. 30	PITTSBURGH	34-14	W	56,906
Jan. 6	**at Cincinnati**	**14-41**	**L**	**60,012**

* Overtime

	TITANS	OPP
Total First Downs	**376**	**279**
Rushing	97	88
Passing	251	160
Penalty	28	31
3rd Down: Made/Att	94/180	69/177
3rd Down Pct.	52.2	39.0
4th Down: Made/Att	3/12	6/13
4th Down Pct.	25.0	46.2
Possession Avg.	**31:35**	**28:25**
Total Net Yards	**6222**	**4635**
Avg. Per Game	388.9	289.7
Total Plays	1006	890
Avg. Per Play	6.2	5.2
Net Yards Rushing	**1417**	**1575**
Avg. Per Game	88.6	98.4
Total Rushes	328	392
Net Yards Passing	**4805**	**3060**
Avg. Per Game	300.3	191.3
Sacked/Yards Lost	39/267	38/272
Gross Yards	5072	3332
Att./Comp.	639/399	460/267
Completion Pct.	62.4	58.0
Had Intercepted	15	21
Punts/Average	**34/45.0**	**62/38.7**
Net Punting Avg.	**34/36.6**	**62/35.0**
Penalties/Yards	**135/1009**	**134/1015**
Fumbles/Ball Lost	**34/21**	**22/12**
Touchdowns	**49**	**37**
Rushing	10	12
Passing	37	18
Returns	2	7

BY PERIODS	1	2	3	4	OT	PTS
Oilers	**83**	**152**	**70**	**100**	**0**	**405**
Opponents	**54**	**95**	**71**	**84**	**3**	**307**

SCORING	TD	RU	PA	RT	PAT	FG	S	TP
White	12	8	4	0			0	72
Garcia	0	0	0	0	26/28	14/20	0	68
Givins	9	0	9	0			0	54
Jeffires	8	0	8	0			0	48
Zendejas	0	0	0	0	20/21	7/12	0	41
T. Jones	6	0	6	0			0	36
Hill	5	0	5	0			0	30
Harris	3	0	3	0			0	18
Moon	2	2	0	0			0	12
Duncan	1	0	1	0			0	6
Ford	1	0	1	0			0	6
R. Johnson	1	0	0	1			0	6
Kinard	1	0	0	1			0	6
Childress	0	0	0	0			1	2
Oilers	**49**	**10**	**37**	**2**	**46/49**	**21/32**	**1**	**405**
Opponents	**37**	**12**	**18**	**7**	**34/37**	**17/21**	**0**	**307**

RUSHING	No	Yds	Avg	Lg	TD
White	168	702	4.2	22	8
Pinkett	66	268	4.1	19	0
Moon	55	215	3.9	17	2
V. Jones	14	75	5.4	14	0
Givins	3	65	21.7	31	0
Carlson	11	52	4.7	16	0
Rozier	10	42	4.2	11	0
T. Jones	1	-2	-2.0	-2	0
Oilers	**328**	**1417**	**4.3**	**31**	**10**
Opponents	**392**	**1575**	**4.0**	**56t**	**12**

RECEIVING	No	Yds	Avg	Lg	TD
Jeffires	74	1048	14.2	87t	8
Hill	74	1019	13.8	57	5
Givins	72	979	13.6	80t	9
Duncan	66	785	11.9	37t	1
White	39	368	9.4	29	4
T. Jones	30	409	13.6	47	6
Harris	13	172	13.2	42t	3
Pinkett	11	85	7.7	38	0
Ford	10	98	9.8	24	1
McNeil	5	63	12.6	16	0
Rozier	5	46	9.2	24	0
Oilers	**399**	**5072**	**12.7**	**87t**	**37**
Opponents	**267**	**3332**	**12.5**	**78t**	**18**

INTERCEPTIONS	No	Yds	Avg	Lg	TD
R. Johnson	8	100	12.5	35	1
Kinard	4	75	18.8	47	0
Dishman	4	50	12.5	42	0
McDowell	2	11	5.5	11	0
Meads	1	32	32.0	32	0
Allen	1	27	27.0	27	0
Knight	1	0	0	0	0
Oilers	**21**	**295**	**14.0**	**47**	**1**
Opponents	**15**	**237**	**15.8**	**82t**	**2**

PUNTING	No	Yds	Avg	Net	TB	In	Lg	B
Montgomery	34	1530	45.0	36.6	5	7	60	0
Oilers	**34**	**1530**	**45.0**	**36.6**	**5**	**7**	**60**	**0**
Opponents	**62**	**2402**	**38.7**	**35.0**	**3**	**20**	**55**	**1**

PUNT RETURNS	No	FC	Yds	Avg	Lg	TD
McNeil	30	20	172	5.7	26	0
Duncan	0	1	0	--	0	0
Oilers	**30**	**21**	**172**	**5.7**	**26**	**0**
Opponents	**23**	**0**	**186**	**7.1**	**52t**	**1**

KICKOFF RETURNS	No	Yds	Avg	Lg	TD
McNeil	27	551	20.4	64	0
Ford	14	219	15.6	23	0
Pinkett	4	91	22.8	28	0
Norgard	2	0	0.0	0	0
Oilers	**47**	**861**	**18.3**	**64**	**0**
Opponents	**71**	**1329**	**18.7**	**101t**	**1**

FIELD GOALS	1-19	20-29	30-39	40-49	50+
Garcia	0/0	5/5	4/5	5/7	0/3
Zendejas	0/0	2/3	3/5	2/4	0/0
Oilers	**0/0**	**7/8**	**7/10**	**7/11**	**0/3**
Opponents	**1/1**	**5/6**	**8/8**	**2/4**	**1/2**

Garcia: () () () () () () () (42G, 40N, 49G, 52N) (22G, 31G) (51N) (25G, 36G) (29G) (45G) (32G, 39N, 26G) (29G, 36G, 42N) (50N, 47G, 45G)
Zendejas: () (49N, 42N) (36N, 30G) (36N, 27N, 34G) () (22G, 23G) (43G, 45G, 33G) () () () () () () () ()
Opponents: (39G, 39G, 36G,51G) (31G,27G) (33G) (27N, 45N) (23G) (29G) (20G, 40B) (32G) (19G) (22G) (43G) (39G, 42G) () (35G, () (52N)

SACKS

S. Jones 12.5, Childress 8.0, Fuller 8.0, E. Johnson 2.5, Meads 2.5, D. Smith 2.0, A. Smith 1.0, Alm 0.5, McDowell 0.5, Gl. Montgomery 0.5
Oilers 38.0, Opponents 39.0

TACKLES (Solo-Assists-Total)

A. Smith (75-26-101), Meads (65-30-95), Childress (65-20-85), McDowell (55-26-81), Kinard (52-22-74), R. Johnson (54-16-70), Grimsley (35-29-64), Dishman (42-16-58), S. Jones (34-22-56), Fuller (31-19-50), Knight (22-12-34), D. Smith (18-14-32), E. Johnson (16-16-32), Brown (23-6-29), Allen (15-2-17), Lathon (8-2-10), Alm (6-3-9), Gl. Montgomery (6-1-7), Fairs (5-2-7), Orlando (1-2-3), Thomas (2-0-2), Lyles (2-0-2)
Team Totals: 632-286-918

PASSING	Att	Cmp	Pct	Yards	Yds/Att	TD	Int	Lg	Sk/Yds	Rating
Moon	584	362	62.0	4689	8.03	33	13	87t	36/252	96.8
Carlson	55	37	67.3	383	6.96	4	2	53t	3/15	96.3
Oilers	**639**	**399**	**62.4**	**5072**	**7.94**	**37**	**15**	**87t**	**39/267**	**96.7**
Opponents	**460**	**267**	**58.0**	**3332**	**7.24**	**18**	**21**	**78t**	**38/272**	**74.7**

USUAL STARTING LINEUP

OFFENSE

WR	Haywood Jeffires (84)
WR	**Drew Hill (85)**
LT	Don Maggs (78)
LG	**Mike Munchak (63)**
C	Jay Pennison (52)
RG	**Bruce Matthews (74)**
RT	David Williams (73)
	Dean Steinkuhler (70)
WR	**Ernest Givins (81)**
WR	Curtis Duncan (80)
QB	**Warren Moon (1)**
RB	Lorenzo White (44)

DEFENSE

LE	William Fuller (95)
LT	**Ray Childress (79)**
RT	Doug Smith (99)
RE	Sean Jones (96)
LLB	John Grimsley (59)
MLB	Al Smith (54)
RLB	Johnny Meads (91)
LCB	Cris Dishman (28)
RCB	Richard Johnson (23)
SS	Bubba McDowell (25)
FS	Terry Kinard (27)

SPECIALISTS

K	Teddy Garcia (8)
	Tony Zendejas (7)
P	Greg Montgomery (9)

Pro Bowl
All-Pro

GM: Mike Holovak; **Head Coach:** Jack Pardee
Asst. Coaches: Kevin Gilbride (off. coord.), Jim Eddy (def. coord.), Frank Novak (RB), Chris Palmer (WR), Richard Smith (ST/LB), Jim Stanley (DL), Pat Thomas (DB), Steve Watterson (strength & rehab.), Bob Young (OL)

AMERICAN FOOTBALL CONFERENCE STANDINGS

AFC EAST	W	L	T	PCT.
Buffalo	13	3	0	.813
* Miami	12	4	0	.750
Indianapolis	7	9	0	.438
N.Y. Jets	6	10	0	.375
New England	1	15	0	.063
AFC CENTRAL	**W**	**L**	**T**	**Pct.**
Cincinnati	9	7	0	.563
* **Houston**	**9**	**7**	**0**	**.563**
Pittsburgh	9	7	0	.563
Cleveland	3	13	0	.188
AFC WEST	**W**	**L**	**T**	**Pct.**
L.A. Raiders	12	4	0	.750
* Kansas City	11	5	0	.688
Seattle	9	7	0	.563
San Diego	6	10	0	.375
Denver	5	11	0	.313

NATIONAL FOOTBALL CONFERENCE STANDINGS

NFC EAST	W	L	T	PCT.
N.Y. Giants	13	3	0	.813
* Philadelphia	10	6	0	.625
* Washington	10	6	0	.625
Dallas	7	9	0	.438
Phoenix	5	11	0	.313
NFC CENTRAL	**W**	**L**	**T**	**Pct.**
Chicago	11	5	0	.688
Tampa Bay	6	10	0	.375
Detroit	6	10	0	.375
Green Bay	6	10	0	.375
Minnesota	6	10	0	.375
NFC WEST	**W**	**L**	**T**	**Pct.**
San Francisco	14	2	0	.875
* New Orleans	8	8	0	.500
L.A. Rams	5	11	0	.313
Atlanta	5	11	0	.313

* Wild Card for Playoffs

1989 SEASON (9-7 REGULAR SEASON, 0-1 PLAYOFFS) • 2ND PLACE AFC CENTRAL (TIED)

DATE	OPPONENT	SCORE	W/L	ATT
Sep. 10	at Minnesota	7-38	L	54,015
Sep. 17	at San Diego	34-27	W	42,013
Sep. 24	BUFFALO	41-47*	L	57,278
Oct. 1	MIAMI	39-7	W	53,326
Oct. 8	at New England	13-23	L	59,828
Oct. 15	at Chicago	33-28	W	64,383
Oct. 22	PITTSBURGH	27-0	W	59,091
Oct. 29	at Cleveland	17-28	L	78,765
Nov. 5	DETROIT	35-31	W	48,056
Nov. 13	CINCINNATI	26-24	W	60,694
Nov. 19	L.A. RAIDERS	23-7	W	59,198
Nov. 26	at Kansas City	0-34	L	51,342
Dec. 3	at Pittsburgh	23-16	W	40,541
Dec. 10	TAMPA BAY	20-17	W	54,532
Dec. 17	at Cincinnati	7-61	L	47,510
Dec. 23	CLEVELAND	20-24	L	58,852
Dec. 31	**PITTSBURGH**	**23-26***	**L**	**58,306**

* Overtime

	TITANS	OPP
Total First Downs	**327**	**314**
Rushing	112	119
Passing	185	165
Penalty	30	30
3rd Down: Made/Att	83/203	87/191
3rd Down Pct.	40.9	45.5
4th Down: Made/Att	10/14	10/13
4th Down Pct.	71.4	76.9
Possession Avg.	**31:59**	**28:01**
Total Net Yards	**5427**	**5211**
Avg. Per Game	339.2	325.7
Total Plays	1028	940
Avg. Per Play	5.3	5.5
Net Yards Rushing	**1928**	**1669**
Avg. Per Game	120.5	104.3
Total Rushes	495	437
Net Yards Passing	**3499**	**3542**
Avg. Per Game	218.7	221.4
Sacked/Yards Lost	37/287	36/277
Gross Yards	3786	3819
Att./Comp.	496/295	467/269
Completion Pct.	59.5	57.6
Had Intercepted	16	21
Punts/Average	**58/41.8**	**56/37.6**
Net Punting Avg.	**58/36.1**	**56/34.0**
Penalties/Yards	**149/1153**	**109/903**
Fumbles/Ball Lost	**39/17**	**25/16**
Touchdowns	**41**	**52**
Rushing	16	20
Passing	23	28
Returns	2	4

BY PERIODS	1	2	3	4	OT	PTS
Oilers	**50**	**128**	**85**	**102**	**0**	**365**
Opponents	**95**	**106**	**97**	**108**	**6**	**412**

SCORING	TD	RU	PA	RT	PAT	FG	S	TP
Zendejas	0	0	0	0	40/40	25/37	0	115
Hill	8	0	8	0			0	48
Highsmith	6	4	2	0			0	36
Duncan	5	0	5	0			0	30
White	5	5	0	0			0	30
Moon	4	4	0	0			0	24
Givins	3	0	3	0			0	18
Harris	2	0	2	0			0	12
Jeffires	2	0	2	0			0	12
Pinkett	2	2	0	0			0	12
Rozier	2	2	0	0			0	12
Dishman	1	0	0	1			0	6
Seale	1	0	0	1			0	6
McDowell	0	0	0	0			1	2
Oilers	**41**	**16**	**23**	**2**	**40/40**	**25/37**	**2**	**365**
Opponents	**52**	**20**	**28**	**4**	**49/50**	**17/21**	**0**	**412**

RUSHING	No	Yds	Avg	Lg	TD
Highsmith	128	531	4.1	25	4
Pinkett	94	449	4.8	60	1
White	104	349	3.4	33	5
Rozier	88	301	3.4	17	2
Moon	70	268	3.8	19	4
Montgomery	3	17	5.7	11	0
T. Johnson	4	16	4.0	8	0
Duncan	1	0	0.0	0	0
Carlson	3	-3	-1.0	0	0
Oilers	**495**	**1928**	**3.9**	**60**	**16**
Opponents	**437**	**1669**	**3.8**	**58t**	**20**

RECEIVING	No	Yds	Avg	Lg	TD
Hill	66	938	14.2	50	8
Givins	55	794	14.4	48	3
Jeffires	47	619	13.2	45t	2
Duncan	43	613	14.3	55	5
Pinkett	31	239	7.7	23	1
Highsmith	18	201	11.2	32	2
Harris	13	202	15.5	36	2
White	6	37	6.2	11	0
Verhulst	4	48	12.0	21	0
Jackson	4	31	7.8	18	0
Rozier	4	28	7.0	8	0
Mrosko	3	28	9.3	14	0
T. Johnson	1	8	8.0	8	0
Oilers	**295**	**3786**	**12.8**	**55**	**23**
Opponents	**269**	**3819**	**14.2**	**80t**	**28**

INTERCEPTIONS	No	Yds	Avg	Lg	TD
Brown	5	54	10.8	41	0
Lyles	4	66	16.5	48	0
McDowell	4	65	16.3	21	0
Dishman	4	31	7.8	31	0
Eaton	3	33	11.0	20	0
R. Johnson	1	0	0.0	0	0
Donaldson	0	14	--	14	0
Oilers	**21**	**263**	**12.5**	**48**	**0**
Opponents	**16**	**171**	**10.7**	**43**	**0**

PUNTING	No	Yds	Avg	Net	TB	In	Lg	B
Montgomery	56	2422	43.3	36.1	7	15	63	2
Oilers	**56**	**2422**	**41.8**	**36.1**	**7**	**15**	**63**	**2**
Opponents	**56**	**2107**	**37.6**	**34.0**	**4**	**10**	**55**	**3**

PUNT RETURNS	No	FC	Yds	Avg	Lg	TD
K. Johnson	19	21	122	6.4	19	0
Oilers	**19**	**21**	**122**	**6.4**	**19**	**0**
Opponents	**24**	**7**	**191**	**8.0**	**28**	**0**

KICKOFF RETURNS	No	Yds	Avg	Lg	TD
K. Johnson	21	372	17.7	39	0
White	17	303	17.8	29	0
Harris	14	331	23.6	63	0
T. Johnson	13	224	17.2	27	0
Mrosko	3	46	15.3	19	0
Williams	2	8	4.0	8	0
Fairs	1	1	1.0	1	0
Lyles	1	0	0.0	0	0
Gl. Montgomery	1	0	0.0	0	0
Verhulst	1	0	0.0	0	0
Oilers	**74**	**1285**	**17.4**	**63**	**0**
Opponents	**59**	**1024**	**17.4**	**97t**	**1**

FIELD GOALS	1-19	20-29	30-39	40-49	50+
Zendejas	1/1	8/9	9/14	5/11	2/2
Oilers	**1/1**	**8/9**	**9/14**	**5/11**	**2/2**
Opponents	**2/2**	**3/3**	**9/10**	**3/5**	**0/1**

Zendejas: () (24G, 47N, 32G, 44N, 24N) (26G, 47B, 52G, 37N) (32G, 40G, 32G) (46G, 22G),(27G, 19G, 42N) (41G, 31N, 51G, 41N) (23G) () (32G, 42G, 37G, 28G) (20G, 20G, 46G) (39N) (37N) (30G, 37G) (32N) (30G, 48G, 37G)
Opponents: (35G, 51N) () (43G, 26G) () (30G, 45N, 34G, 43G) () () () (47G) (38G) () (31G, 39B, 34G) (18G, 37G, 18G) (21G, 48N) (27G, 30G) (32G)

SACKS

Childress 8.5, Fuller 6.5, Jones 6.0, Meads 4.0, Brown 3.0, Fairs 2.5, Lyles 2.0, Gl. Montgomery 1.5, McDowell 1.0, D. Smith 1.0
Oilers 36.0, Opponents 37.0

TACKLES (Solo-Assists-Total)

Grimsley (72-30-102), McDowell (63-25-88), A. Smith (47-25-72), Lyles (43-22-65), Brown (49-14-63), Donaldson (35-27-62), Meads (35-26-61), Childress (38-19-57), Allen (47-6-53), Eaton (26-18-44), Fuller (31-11-42), Jones (21-14-35), Fairs (22-11-33), Dishman (27-3-30), Byrd (20-10-30), D. Smith (17-6-23), R. Johnson (17-5-22), Kozak (9-1-10), Bell (3-0-3), Brantley (2-1-3)
Team Totals: 651-293-944

PASSING	Att	Cmp	Pct	Yards	Yds/Att	TD	Int	Lg	Sk/Yds	Rating
Moon	464	280	60.3	3631	7.83	23	14	55	35/267	88.9
Carlson	31	15	48.4	155	5.00	0	1	23	2/20	49.8
Zendejas	1	0	0.0	0	0.00	0	1	0	0/0	0.0
Oilers	**496**	**295**	**59.5**	**3786**	**7.63**	**23**	**16**	**55**	**37/287**	**85.5**
Opponents	**467**	**269**	**57.6**	**3819**	**8.18**	**28**	**21**	**80t**	**36/277**	**85.4**

USUAL STARTING LINEUP

OFFENSE

WR	Drew Hill (85)
LT	Bruce Davis (77)
LG	**Mike Munchak (63)**
C	Jay Pennison (52)
RG	**Bruce Matthews (74)**
RT	Dean Steinkuhler (70)
TE	Bob Mrosko (87)
WR	Ernest Givins (81)
QB	**Warren Moon (1)**
RB	Mike Rozier (30)
FB	Alonzo Highsmith (32)

DEFENSE

LE	Ray Childress (79)
NT	Doug Smith (99)
RE	Richard Byrd (71)
	Sean Jones (96)
OLB	Robert Lyles (93)
ILB	John Grimsley (59)
ILB	Al Smith (54)
OLB	Johnny Meads (91)
LCB	Steve Brown (24)
RCB	Patrick Allen (29)
SS	Bubba McDowell (25)
FS	Jeff Donaldson (31)

SPECIALISTS

K	Tony Zendejas (7)
P	Greg Montgomery (9)

Pro Bowl
All-Pro

GM: Mike Holovak; **Head Coach:** Jerry Glanville
Asst. Coaches: Kevin Gilbride (QB), Kim Helton (OL), Frank Novak (RB), Floyd Reese (LB), Nick Saban (DB), Ray Sherman (WR), Doug Shively (DL), Richard Smith (ST/TE), Steve Watterson (strength & rehab.)

AMERICAN FOOTBALL CONFERENCE STANDINGS

AFC EAST	W	L	T	PCT.
Buffalo	9	7	0	.563
Indianapolis	8	8	0	.500
Miami	8	8	0	.500
New England	5	11	0	.313
N.Y. Jets	4	12	0	.250
AFC CENTRAL	**W**	**L**	**T**	**Pct.**
Cleveland	9	6	1	.594
* **Houston**	**9**	**7**	**0**	**.563**
* Pittsburgh	9	7	0	.563
Cincinnati	8	8	0	.500
AFC WEST	**W**	**L**	**T**	**Pct.**
Denver	11	5	0	.688
Kansas City	8	7	1	.531
L.A. Raiders	8	8	0	.500
Seattle	7	9	0	.438
San Diego	6	10	0	.375

NATIONAL FOOTBALL CONFERENCE STANDINGS

NFC EAST	W	L	T	PCT.
N.Y. Giants	12	4	0	.750
* Philadelphia	11	5	0	.688
Washington	10	6	0	.625
Phoenix	5	11	0	.313
Dallas	1	15	0	.063
NFC CENTRAL	**W**	**L**	**T**	**Pct.**
Minnesota	10	6	0	.625
Green Bay	10	6	0	.625
Detroit	7	9	0	.438
Chicago	6	10	0	.375
Tampa Bay	5	11	0	.313
NFC WEST	**W**	**L**	**T**	**Pct.**
San Francisco	14	2	0	.875
* L.A. Rams	11	5	0	.688
New Orleans	9	7	0	.563
Atlanta	3	13	0	.188

* Wild Card for Playoffs

1988 SEASON (10-6 REGULAR SEASON, 1-1 PLAYOFFS) • 2ND PLACE AFC CENTRAL (TIED)

DATE	OPPONENT	SCORE	W/L	ATT
Sep. 4	at Indianapolis	17-14*	W	57,251
Sep. 11	L.A. RAIDERS	38-35	W	46,050
Sep. 18	at NY Jets	3-45	L	64,683
Sep. 25	NEW ENGLAND	31-6	W	38,646
Oct. 2	at Philadelphia	23-32	L	64,692
Oct. 9	KANSAS CITY	7-6	W	39,134
Oct. 16	at Pittsburgh	34-14	W	52,229
Oct. 23	at Cincinnati	21-44	L	54,659
Oct. 30	WASHINGTON	41-17	W	48,781
Nov. 7	CLEVELAND	24-17	W	51,467
Nov. 13	at Seattle	24-27	L	60,446
Nov. 20	PHOENIX	38-20	W	43,843
Nov. 24	at Dallas	25-17	W	50,845
Dec. 4	PITTSBURGH	34-37	L	47,791
Dec. 11	CINCINNATI	41-6	W	50,269
Dec. 18	at Cleveland	23-28	L	74,610
Dec. 24	**at Cleveland**	**24-23**	**W**	**74,977**
Jan. 1	**at Buffalo**	**10-17**	**L**	**79,532**

* Overtime

	TITANS	OPP
Total First Downs	**308**	**304**
Rushing	141	94
Passing	148	170
Penalty	19	40
3rd Down: Made/Att	84/202	82/207
3rd Down Pct.	41.6	39.6
4th Down: Made/Att	7/13	8/14
4th Down Pct.	53.8	57.1
Possession Avg.	**31:11**	**28:49**
Total Net Yards	**5205**	**4858**
Avg. Per Game	325.3	303.6
Total Plays	1010	985
Avg. Per Play	5.2	4.9
Net Yards Rushing	**2249**	**1592**
Avg. Per Game	140.6	99.5
Total Rushes	558	431
Net Yards Passing	**2956**	**3266**
Avg. Per Game	184.8	204.1
Sacked/Yards Lost	24/210	42/353
Gross Yards	3166	3619
Att./Comp.	428/218	512/281
Completion Pct.	50.9	54.9
Had Intercepted	18	22
Punts/Average	**65/38.8**	**80/37.2**
Net Punting Avg.	**65/34.1**	**80/31.9**
Penalties/Yards	**125/1150**	**118/947**
Fumbles/Ball Lost	**33/17**	**33/20**
Touchdowns	**51**	**46**
Rushing	26	20
Passing	21	22
Returns	4	4

BY PERIODS	1	2	3	4	OT	PTS
Oilers	**84**	**137**	**100**	**100**	**3**	**424**
Opponents	**85**	**112**	**71**	**97**	**0**	**365**

SCORING	TD	RU	PA	RT	PAT	FG	S	TP
Zendejas	0	0	0	0	48/50	22/34	0	114
Rozier	11	10	1	0			0	66
Hill	10	0	10	0			0	60
Pinkett	9	7	2	0			0	54
Givins	5	0	5	0			0	30
Moon	5	5	0	0			0	30
Highsmith	2	2	0	0			0	12
Brown	1	0	0	1			0	6
Bryant	1	0	0	1			0	6
Carlson	1	1	0	0			0	6
Dishman	1	0	0	1			0	6
Drewrey	1	0	1	0			0	6
Duncan	1	0	1	0			0	6
Jeffires	1	0	1	0			0	6
Pease	1	1	0	0			0	6
White	1	0	0	1			0	6
Fairs	0	0	0	0			1	2
Seale	0	0	0	0			1	2
Oilers	**51**	**26**	**21**	**4**	**48/50**	**22/34**	**2**	**424**
Opponents	**46**	**20**	**22**	**4**	**43/46**	**14/18**	**2**	**365**

RUSHING	No	Yds	Avg	Lg	TD
Rozier	251	1002	4.0	28	10
Pinkett	122	513	4.2	27	7
Highsmith	94	466	5.0	42	2
White	31	115	3.7	16	0
Moon	33	88	2.7	14	5
Carlson	12	36	3.0	10	1
Givins	4	26	6.5	10	0
Tillman	3	5	1.7	2	0
Pease	8	-2	-0.3	4t	1
Oilers	**558**	**2249**	**4.0**	**42**	**26**
Opponents	**431**	**1592**	**3.7**	**44t**	**20**

RECEIVING	No	Yds	Avg	Lg	TD
Hill	72	1141	15.8	57t	10
Givins	60	976	16.3	46	5
Duncan	22	302	13.7	36	1
Highsmith	12	131	10.9	28	0
Pinkett	12	114	9.5	51t	2
Drewrey	11	172	15.6	55	1
Rozier	11	99	9.0	18	1
Harris	10	136	13.6	42	0
Williams	6	46	7.7	10	0
Jeffires	2	49	24.5	42	1
Oilers	**218**	**3166**	**14.5**	**57t**	**21**
Opponents	**281**	**3619**	**12.9**	**80t**	**22**

INTERCEPTIONS	No	Yds	Avg	Lg	TD
Donaldson	4	29	7.3	23	0
Bryant	3	56	18.7	36t	1
R. Johnson	3	0	0.0	0	0
Brown	2	48	24.0	44t	1
Lyles	2	3	1.5	3	0
K. Johnson	1	51	51.0	51	0
Seale	1	46	46.0	46	0
Allen	1	23	23.0	21	0
D. Smith	1	20	20.0	20	0
Fuller	1	9	90.	9	0
Grimsley	1	9	9.0	9	0
Bostic	1	7	7.0	7	0
Byrd	1	1	1.0	1	0
Oilers	**22**	**302**	**13.7**	**51**	**2**
Opponents	**18**	**289**	**16.1**	**73**	**1**

PUNTING	No	Yds	Avg	Net	TB	In	Lg	B
Montgomery	65	2523	38.8	34.1	5	12	61	0
Oilers	**65**	**2523**	**38.8**	**34.1**	**5**	**12**	**61**	**0**
Opponents	**80**	**2973**	**37.2**	**31.9**	**10**	**14**	**60**	**5**

PUNT RETURNS	No	FC	Yds	Avg	Lg	TD
K. Johnson	30	6	170	5.7	16	0
Duncan	4	2	47	11.8	26	0
Drewrey	2	2	8	4.0	8	0
Oilers	**36**	**10**	**225**	**6.3**	**26**	**0**
Opponents	**35**	**9**	**206**	**5.9**	**18**	**0**

KICKOFF RETURNS	No	Yds	Avg	Lg	TD
Harris	34	678	19.9	56	0
White	8	196	24.5	90t	1
Pinkett	7	137	19.6	29	0
K. Johnson	6	157	26.2	56	0
Donaldson	1	5	5.0	5	0
Drewrey	1	10	10.0	10	0
Duncan	1	34	34.0	34	0
R. Johnson	1	2	2.0	2	0
Tillman	1	13	13.0	13	0
Oilers	**60**	**1232**	**20.5**	**90t**	**1**
Opponents	**69**	**1362**	**19.7**	**92t**	**1**

FIELD GOALS	1-19	20-29	30-39	40-49	50+
Zendejas	1/1	3/5	7/8	9/16	2/4
Oilers	**1/1**	**3/5**	**7/8**	**9/16**	**2/4**
Opponents	**0/0**	**4/4**	**1/2**	**8/10**	**1/2**

Zendejas: (47B, 26N, 35G), (19G) (30G, 26N, 48N) (46N, 46N, 49G) () (37N, 50N) (50G, 27G) (45N) (41G, 39G) (52N, 47G) (52G) (46N, 37G) (28G, 49G, 47G, 22G) (36G, 41G, 41N) (43G, 48G) (39G, 42G, 35G)
Opponents: (57N) (48N) (47G) () (22G, 39G, 41G) (28G, 51G) () () (46G) (40G) (40G, 46G) () (29G) (39N, 45G, 48B) (45G, 27G) ()

SACKS

Childress 8.5, Fuller 8.5, Meads 8.0, S. Jones 7.5, D. Smith 3.0, Bostic 2.0, Lyles 1.5, Grimsley 1.0, Mikolas 1.0, Seale 1.0
Oilers 42.0, Opponents 24.0

TACKLES (Solo-Assists-Total)

Grimsley (66-45-111), A. Smith (57-39-96), Lyles (58-34-92), Donaldson (53-34-87), Bostic (47-23-70), Meads (43-21-64), Brown (46-17-63), Childress (45-15-60), Fuller (40-16-56), R. Johnson (31-13-44), Allen (33-6-39), S. Jones (22-15-37), Byrd (25-11-36), D. Smith (22-13-35), Seale (14-5-19), Bryant (7-8-15), Dishman (12-0-12), K. Johnson (7-2-9), Fairs (8-0-8), Banks (4-0-4), W. Johnson (2-1-3), Mikolas (1-0-1), Loveall (1-0-1), Caston (0-1-1)
Team Totals: 644-319-963

PASSING	Att	Cmp	Pct	Yards	Yds/Att	TD	Int	Lg	Sk/Yds	Rating
Moon	294	160	54.4	2327	7.91	17	8	57t	12/120	88.4
Carlson	112	52	46.4	775	6.92	4	6	51t	10/72	59.2
Pease	22	6	27.3	64	2.91	0	4	21	2/18	0.0
Oilers	**428**	**218**	**50.9**	**3166**	**7.40**	**21**	**18**	**57t**	**24/210**	**74.2**
Opponents	**512**	**281**	**54.9**	**3619**	**7.07**	**22**	**22**	**80t**	**42/353**	**73.7**

USUAL STARTING LINEUP

OFFENSE

WR	**Drew Hill (85)**
LT	Bruce Davis (77)
LG	**Mike Munchak (63)**
C	Jay Pennison (52)
RG	**Bruce Matthews (74)**
RT	Dean Steinkuhler (70)
TE	Jamie Wiliams (87)
WR	Ernest Givins (81)
QB	**Warren Moon (1)**
RB	**Mike Rozier (30)**
FB	Alonzo Highsmith (32)

DEFENSE

LE	**Ray Childress (79)**
NT	Doug Smith (99)
	Richard Byrd (71)
RE	William Fuller (95)
OLB	Robert Lyles (93)
ILB	**John Grimsley (59)**
ILB	Al Smith (54)
OLB	Johnny Meads (91)
LCB	Steve Brown (24)
RCB	Patrick Allen (29)
SS	**Keith Bostic (25)**
FS	Jeff Donaldson (31)

SPECIALISTS

K	Tony Zendejas (7)
P	Greg Montgomery (9)

Pro Bowl
All-Pro

GM: Ladd Herzeg; **Head Coach:** Jerry Glanville
Asst. Coaches: Kim Helton (OL), Milt Jackson (WR), June Jones (QB), Floyd Reese (LB), Nick Saban (DB), Ray Sherman (RB), Doug Shively (DL), Richard Smith (ST/TE), Steve Watterson (strength & rehab.)

AMERICAN FOOTBALL CONFERENCE STANDINGS

AFC EAST	W	L	T	PCT.
Buffalo	12	4	0	.750
Indianapolis	9	7	0	.563
New England	9	7	0	.563
N.Y. Jets	8	7	1	.531
Miami	6	10	0	.375
AFC CENTRAL	**W**	**L**	**T**	**Pct.**
Cincinnati	12	4	0	.750
* Cleveland	10	6	0	.625
* **Houston**	**10**	**6**	**0**	**.625**
Pittsburgh	5	11	0	.313
AFC WEST	**W**	**L**	**T**	**Pct.**
Seattle	9	7	0	.563
Denver	8	8	0	.500
L.A. Raiders	7	9	0	.438
San Diego	6	10	0	.375
Kansas City	4	11	1	.281

NATIONAL FOOTBALL CONFERENCE STANDINGS

NFC EAST	W	L	T	PCT.
Philadelphia	10	6	0	.625
N.Y. Giants	10	6	0	.625
Washington	7	9	0	.438
Phoenix	7	9	0	.438
Dallas	3	13	0	.188
NFC CENTRAL	**W**	**L**	**T**	**Pct.**
Chicago	12	4	0	.750
* Minnesota	11	5	0	.688
Tampa Bay	5	11	0	.313
Detroit	4	12	0	.250
Green Bay	4	12	0	.250
NFC WEST	**W**	**L**	**T**	**Pct.**
San Francisco	10	6	0	.625
* L.A. Rams	10	6	0	.625
New Orleans	10	6	0	.625
Atlanta	5	11	0	.313

* Wild Card for Playoffs

1987 SEASON (9-6 REGULAR SEASON, 1-1 PLAYOFFS) • 2ND PLACE AFC CENTRAL

DATE	OPPONENT	SCORE	W/L	ATT
Sep. 13	L.A. RAMS	20-16	W	33,186
Sep. 20	at Buffalo	30-34	L	56,534
Sep. 27	L.A. RAIDERS	*Canceled due to players' strike*		
+Oct. 4	at Denver	40-10	W	38,494
+Oct. 11	at Cleveland	15-10	W	38,927
+Oct. 18	NEW ENGLAND	7-21	L	26,294
Oct. 25	ATLANTA	37-33	W	29,062
Nov. 1	at Cincinnati	31-29	W	52,700
Nov. 8	at San Francisco	20-27	L	59,740
Nov. 15	at Pittsburgh	23-3	W	56,177
Nov. 22	CLEVELAND	7-40	L	51,161
Nov. 29	at Indianapolis	27-51	L	54,999
Dec. 6	SAN DIEGO	33-18	W	31,714
Dec. 13	at New Orleans	10-24	L	68,257
Dec. 20	PITTSBURGH	24-16	W	38,683
Dec. 27	CINCINNATI	21-17	W	49,775
Jan. 3	**SEATTLE**	**23-20***	**W**	**49,622**
Jan. 10	**at Denver**	**10-34**	**L**	**75,968**

+ Replacement games * Overtime

	TITANS	OPP
Total First Downs	**294**	**287**
Rushing	118	98
Passing	150	153
Penalty	26	36
3rd Down: Made/Att	73/208	65/201
3rd Down Pct.	35.1	32.3
4th Down: Made/Att	9/16	5/11
4th Down Pct.	56.3	45.5
Possession Avg.	**30:17**	**29:43**
Total Net Yards	**5223**	**4993**
Avg. Per Game	348.2	332.9
Total Plays	998	976
Avg. Per Play	5.2	5.1
Net Yards Rushing	**1923**	**1848**
Avg. Per Game	128.2	123.2
Total Rushes	486	446
Net Yards Passing	**3300**	**3145**
Avg. Per Game	220.0	209.7
Sacked/Yards Lost	30/234	35/271
Gross Yards	3534	3416
Att./Comp.	482/240	495/266
Completion Pct.	49.8	53.7
Had Intercepted	23	23
Punts/Average	**75/39.1**	**77/39.4**
Net Punting Avg.	**75/31.4**	**77/34.6**
Penalties/Yards	**114/1029**	**101/874**
Fumbles/Ball Lost	**32/14**	**37/14**
Touchdowns	**38**	**37**
Rushing	12	10
Passing	24	25
Returns	2	2

BY PERIODS	1	2	3	4	OT	PTS
Oilers	**47**	**97**	**89**	**112**	**0**	**345**
Opponents	**75**	**117**	**71**	**86**	**0**	**349**

SCORING	TD	RU	PA	RT	PAT	FG	S	TP
Zendejas	0	0	0	0	32/33	20/26	0	92
Givins	6	0	6	0			0	36
D. Hill	6	0	6	0			0	36
Duncan	5	0	5	0			0	30
Diettrich	0	0	0	0	5/5	6/6	0	23
Moon	3	3	0	0			0	18
Rozier	3	3	0	0			0	18
J. Williams	3	0	3	0			0	18
Highsmith	2	1	1	0			0	12
Pinkett	2	2	0	0			0	12
Gehring	1	0	1	0			0	6
Jackson	1	1	0	0			0	6
Lyles	1	0	0	1			0	6
McDonald	1	0	1	0			0	6
Pease	1	1	0	0			0	6
Seale	1	0	0	1			0	6
Tillman	1	1	0	0			0	6
O. Williams	1	0	1	0			0	6
Baker	0	0	0	0			1	2
Oilers	**38**	**12**	**24**	**2**	**37/38**	**26/32**	**1**	**345**
Opponents	**37**	**10**	**25**	**2**	**35/36**	**30/36**	**1**	**349**

RUSHING	No	Yds	Avg	Lg	TD
Rozier	229	957	4.2	41	3
Jackson	60	232	3.9	16t	1
Pinkett	31	149	4.8	22	2
Hunter	34	144	4.2	21	0
Moon	34	112	3.3	20	3
Highsmith	29	106	3.7	25	1
Wallace	19	102	5.4	19	0
Pease	15	33	2.2	8	1
Tillman	12	29	2.4	13	1
Cobble	9	23	2.6	12	0
Moore	7	22	3.1	11	0
Harris	1	17	17.0	17	0
Valentine	5	10	2.0	4	0
Givins	1	-13	-13.0	-13	0
Oilers	**486**	**1923**	**4.0**	**41**	**12**
Opponents	**446**	**1848**	**4.1**	**57**	**10**

PASSING	Att	Cmp	Pct	Yards	Yds/Att	TD	Int	Lg	Sk/Yds	Rating
Moon	368	184	50.0	2806	7.63	21	18	83t	25/198	74.2
Pease	113	56	49.6	728	6.44	3	5	51	5/36	60.6
D. Hill	1	0	0.0	0	0.00	0	0	0	0/0	39.6
Oilers	**482**	**240**	**49.8**	**3534**	**7.33**	**24**	**23**	**83t**	**30/234**	**70.8**
Opponents	**495**	**266**	**3416**	**53.7**	**6.90**	**25**	**23**	**72t**	**35/271**	**73.1**

RECEIVING	No	Yds	Avg	Lg	TD
Givins	53	933	17.6	83t	6
D. Hill	49	989	20.2	52t	6
Rozier	27	192	7.1	27	0
Duncan	13	237	18.2	48	5
J. Williams	13	158	12.2	25	3
O. Williams	11	165	15.0	36t	1
Drewrey	11	148	13.5	35	0
Harris	10	164	16.4	39	0
Jackson	10	44	4.4	16	0
Jeffires	7	89	12.7	23	0
Wallace	7	34	4.9	7	0
Walters	5	99	19.8	51	0
Gehring	5	64	12.8	31t	1
McDonald	4	56	14.0	24	1
Highsmith	4	55	13.8	33t	1
Moore	3	21	7.0	10	0
Hunter	3	17	5.7	11	0
Valentine	2	10	5.0	7	0
Darrington	1	38	38.0	38	0
James	1	14	14.0	14	0
Pinkett	1	7	7.0	7	0
Oilers	**240**	**3534**	**14.7**	**83t**	**24**
Opponents	**266**	**3416**	**12.8**	**72t**	**25**

INTERCEPTIONS	No	Yds	Avg	Lg	TD
Bostic	6	-14	-2.3	7	0
Bryant	4	75	18.8	29	0
Donaldson	4	16	4.0	9	0
St. Brown	2	45	22.5	35	0
Lyles	2	42	21.0	27	0
Seale	1	73	73.0	73t	1
P. Allen	1	37	37.0	24	0
Small	1	3	3.0	3	0
R. Johnson	1	0	0.0	0	0
Newsom	1	-3	-3.0	-3	0
Oilers	**23**	**274**	**11.9**	**73t**	**1**
Opponents	**23**	**225**	**9.8**	**37**	**1**

PUNTING	No	Yds	Avg	Net	TB	In	Lg	B
Gossett LG	44	1777	40.4	31.6	6	4	55	1
Gossett TM	25	1008	40.3	30.1	2	0	53	1
L.Johnson TM	41	1652	40.3	32.9	3	5	59	0
Superick	8	269	33.6	28.0	1	2	45	0
Oilers	**75**	**2929**	**39.1**	**31.4**	**6**	**7**	**59**	**1**
Opponents	**77**	**3033**	**39.4**	**34.6**	**6**	**22**	**62**	**0**

PUNT RETURNS	No	FC	Yds	Avg	Lg	TD
K. Johnson	24	5	196	8.2	26	0
Duncan	8	2	23	2.9	9	0
Drewrey	3	1	11	3.7	5	0
Walters	2	6	19	9.5	12	0
Oilers	**37**	**14**	**249**	**6.7**	**26**	**0**
Opponents	**43**	**10**	**454**	**10.6**	**45**	**0**

KICKOFF RETURNS	No	Yds	Avg	Lg	TD
Duncan	28	546	19.5	62	0
Pinkettt	17	322	18.9	30	0
Drewrey	8	136	17.0	27	0
Hunter	4	79	19.8	28	0
Harris	3	87	29.0	43	0
K. Johnson	2	24	12.0	18	0
J. Davis	1	0	0.0	0	0
Fuller	1	0	0.0	0	0
Tillman	1	0	0.0	0	0
Valentine	1	13	13.0	13	0
Walters	1	18	18.0	18	0
Wallace*	0	0	--	0	0
Oilers	**67**	**1225**	**18.3**	**62**	**0**
Opponents	**57**	**1177**	**20.6**	**74**	**0**

*one fair catch

FIELD GOALS	1-19	20-29	30-39	40-49	50+
Zendejas	2/2	5/5	4/6	8/12	1/1
Diettrich	0/0	2/2	1/1	3/3	0/0
Oilers	**2/2**	**7/7**	**5/7**	**11/15**	**1/1**
Opponents	**1/1**	**11/11**	**11/12**	**7/11**	**0/1**

Zendejas: (44G, 19G) (52G, 27G, 30G) () () (48N, 34N) (31G, 43G, 24G) (47G) (20G, 48G) (34G, 20G, 40G) (48N) (37B, 18G, 48N, 44G) (48G, 47G) (21G) (34G), (42N)

Diettrich: () () (43G, 39G, 44G, 27G) (45G, 23G) () () () () () () () () () ()

Opponents: (28G, 44G, 47G) (45G, 38G) (28G) (26G) (52N) (39G, 37G, 45G, 18G) (32G, 33G, 26G, 43N, 39G, 32G) (44N, 28G, 38G) (22G) (21G, 32G, 31N) (36G, 45G, 49G) (27G) (48N, 46N, 28G) (25G, 35G, 20G) (43G)

SACKS

Childress 6.0, Martin (Hou) 3.0, Meads 4.0, D. Smith 3.5, Bostic 3.0, Baker 2.5, Cooks 2.0, Fuller 2.0, B. Johnson 2.0, Lyles 2.0, Byrd 1.0, Donaldson 1.0, Fox 1.0, Newsome 1.0, Seale 1.0

Oilers 35.0, Opponents 30.0

TACKLES (Solo-Assists-Total)

A. Smith (44-56-100), Grimsley (56-41-97), Donaldson (50-43-93), Lyles (55-25-80), Childress (44-25-69), Bostic (46-21-67), Meads (40-24-64), St. Brown (32-15-47), D. Smith (28-19-47), P. Allen (34-9-43), Byrd (22-14-36), Bryant (24-11-35), Martin (21-14-35), K. Johnson (25-5-30), Seale (18-10-28), R. Johnson (19-7-26), Fuller (13-9-22), McMillian (13-7-20), Cooks (7-5-12), Baker (8-3-11), Fairs (5-4-9), Caston (1-7-8), Birdsong (4-1-5), W. Johnson (4-0-4), Lyday (2-0-2)

Team Totals: 615-375-990

USUAL STARTING LINEUP

OFFENSE		DEFENSE	
WR	Drew Hill (85)	LE	Ray Childress (79)
LT	Bruce Davis (77)	NT	Doug Smith (99)
LG	**Mike Munchak (63)**	RE	Richard Byrd (71)
C	Jay Pennison (52)	OLB	Robert Lyles (93)
RG	Bruce Matthews (74)	ILB	John Grimsley (59)
RT	Dean Steinkuhler (70)	ILB	Al Smith (54)
TE	Jamie Wiliams (87)	OLB	Johnny Meads (91)
WR	Ernest Givins (81)	LCB	Steve Brown (24)
QB	Warren Moon (1)	RCB	Patrick Allen (29)
RB	**Mike Rozier (30)**	**SS**	**Keith Bostic (25)**
FB	Ray Wallace (35)	FS	Jeff Donaldson (31)

SPECIALISTS

K Tony Zendejas (7)
P Jeff Gossett (8)

Pro Bowl All-Pro

GM: Ladd Herzeg; **Head Coach:** Jerry Glanville
Asst. Coaches: Tom Bettis (DB), Kim Helton (OL), Milt Jackson (WR), Dick Jamieson (RB), June Jones (QB), Miller McCalmon (ST/TE), Floyd Reese (LB), Doug Shively (DL), Steve Watterson (strength & rehab.)

AMERICAN FOOTBALL CONFERENCE STANDINGS

AFC EAST	W	L	T	PCT.
Indianapolis	9	6	0	.600
New England	8	7	0	.533
Miami	8	7	0	.533
Buffalo	7	8	0	.467
N.Y. Jets	6	9	0	.400
AFC CENTRAL	W	L	T	Pct.
Cleveland	10	5	0	.667
* **Houston**	**9**	**6**	**0**	**.600**
Pittsburgh	8	7	0	.533
Cincinnati	4	11	0	.267
AFC WEST	**W**	**L**	**T**	**Pct.**
Denver	10	4	1	.700
* Seattle	9	6	0	.600
San Diego	8	7	0	.533
L.A. Raiders	5	10	0	.333
Kansas City	4	11	0	.267

NATIONAL FOOTBALL CONFERENCE STANDINGS

NFC EAST	W	L	T	PCT.
Washington	11	4	0	.733
Dallas	7	8	0	.467
St. Louis	7	8	0	.467
Philadelphia	7	8	0	.467
N.Y. Giants	6	9	0	.400
NFC CENTRAL	**W**	**L**	**T**	**Pct.**
Chicago	11	4	0	.733
* Minnesota	8	7	0	.533
Green Bay	5	9	1	.367
Tampa Bay	4	11	0	.267
Detroit	4	11	0	.267
NFC WEST	**W**	**L**	**T**	**Pct.**
San Francisco	13	2	0	.867
* New Orleans	12	3	0	.800
L.A. Rams	6	9	0	.400
Atlanta	3	12	0	.200

* Wild Card for Playoffs

1986 SEASON (5-11 REGULAR SEASON, 0-0 PLAYOFFS) • 4TH PLACE AFC CENTRAL

DATE	OPPONENT	SCORE	W/L	ATT
Sep. 7	at Green Bay	31-3	W	54,065
Sep. 14	CLEVELAND	20-23	L	46,049
Sep. 21	at Kansas City	13-27	L	43,699
Sep. 29	PITTSBURGH	16-22*	L	42,001
Oct. 5	at Detroit	13-24	L	41,960
Oct. 12	CHICAGO	7-20	L	46,026
Oct. 19	at Cincinnati	28-31	L	53,844
Oct. 26	L.A.RAIDERS	17-28	L	41,641
Nov. 2	at Miami	7-28	L	43,804
Nov. 9	CINCINNATI	32-28	W	32,130
Nov. 16	at Pittsburgh	10-21	L	49,724
Nov. 23	INDIANAPOLIS	31-17	W	31,792
Nov. 30	at Cleveland	10-13*	L	62,309
Dec. 7	at San Diego	0-27	L	40,103
Dec. 14	MINNESOTA	23-10	W	32,738
Dec. 21	BUFFALO	16-7	W	31,409

* Overtime

	TITANS	OPP
Total First Downs	**299**	**285**
Rushing	101	102
Passing	179	137
Penalty	19	46
3rd Down: Made/Att	88/233	79/223
3rd Down Pct.	37.8	35.4
4th Down: Made/Att	4/13	6/12
4th Down Pct.	30.8	50.0
Possession Avg.	**30:33**	**29:27**
Total Net Yards	**5149**	**5034**
Avg. Per Game	321.8	314.6
Total Plays	1089	1054
Avg. Per Play	4.7	4.8
Net Yards Rushing	**1700**	**2035**
Avg. Per Game	106.3	127.2
Total Rushes	490	532
Net Yards Passing	**3449**	**2999**
Avg. Per Game	215.6	187.4
Sacked/Yards Lost	48/394	32/201
Gross Yards	3843	3200
Att./Comp.	551/288	490/228
Completion Pct.	52.3	46.5
Had Intercepted	31	16
Punts/Average	**89/41.1**	**94/39.5**
Net Punting Avg.	**89/35.7**	**94/33.3**
Penalties/Yards	**121/1018**	**85/674**
Fumbles/Ball Lost	**28/12**	**31/16**
Touchdowns	**30**	**39**
Rushing	13	13
Passing	14	25
Returns	3	1

BY PERIODS	1	2	3	4	OT	PTS
Oilers	**57**	**70**	**71**	**76**	**0**	**274**
Opponents	**37**	**131**	**71**	**81**	**9**	**329**

SCORING	TD	RU	PA	RT	PAT	FG	S	TP
Zendejas	0	0	0	0	28/29	22/27	0	94
D. Hill	5	0	5	0			0	30
Wallace	5	3	2	0			0	30
Givins	4	1	3	0			0	24
Rozier	4	4	0	0			0	24
Pinkett	3	2	1	0			0	18
Moon	2	2	0	0			0	12
Woolfolk	2	0	2	0			0	12
Donaldson	1	0	0	1			0	6
Lyles	1	0	0	1			0	6
Mariarty	1	1	0	0			0	6
Munchak	1	0	0	1			0	6
J. Williams	1	0	1	0			0	6
Oilers	**30**	**13**	**14**	**3**	**28/29**	**22/27**	**0**	**274**
Opponents	**39**	**13**	**25**	**1**	**38/38**	**19/29**	**0**	**329**

RUSHING	No	Yds	Avg	Lg	TD
Rozier	199	662	3.3	19t	4
Pinkett	77	225	2.9	14	2
Wallace	52	218	4.2	19	3
Moon	42	157	3.7	19	2
Givins	9	148	16.4	43t	1
Moriarty	55	137	2.5	9	1
Banks	29	80	2.8	9	0
Woolfolk	23	57	2.5	15	0
Luck	2	12	6.0	8	0
Edwards	1	3	3.0	3	0
Oliver LG	1	1	1.0	1	0
Oliver TM	1	1	1.0	1	0
Oilers	**490**	**1700**	**3.5**	**43t**	**13**
Opponents	**532**	**2035**	**3.8**	**45**	**13**

RECEIVING	No	Yds	Avg	Lg	TD
D. Hill	65	1112	17.1	81t	5
Givins	61	1062	17.4	60	3
Pinkett	35	248	7.1	20	1
Woolfolk	28	314	11.2	30	2
Rozier	24	180	7.5	23	0
J. Williams	22	227	10.3	33	1
Drewrey	18	299	16.6	31	0
Wallace	17	177	10.4	35t	2
Banks	7	71	10.1	17	0
T. Smith	4	72	18.0	25	0
Akiu	4	67	16.8	27	0
Moriarty	2	16	8.0	17	0
Oliver LG	1	-2	-2.0	-2	0
Oliver TM	1	-2	-2.0	-2	0
Oilers	**288**	**3843**	**13.3**	**81t**	**14**
Opponents	**228**	**3200**	**14.0**	**85t**	**25**

INTERCEPTIONS	No	Yds	Avg	Lg	TD
Lyday	3	24	8.0	24	0
Allen	3	20	6.7	18	0
Brown	2	34	17.0	38	0
Eason	2	16	8.0	11	0
R. Johnson	2	6	3.0	6	0
Lyles	2	0	0.0	0	0
Bostic	1	0	0.0	0	0
Donaldson	1	0	0.0	0	0
Oilers	**16**	**100**	**6.3**	**38**	**0**
Opponents	**31**	**325**	**10.5**	**36**	**1**

PUNTING	No	Yds	Avg	Net	TB	In	Lg	B
L. Johnson	88	3623	41.2	35.7	9	26	66	0
Zendejas	1	36	36.0	36.0	0	1	36	0
Oilers	**89**	**3659**	**41.1**	**35.7**	**9**	**27**	**66**	**0**
Opponents	**94**	**3713**	**39.5**	**33.3**	**12**	**16**	**61**	**1**

PUNT RETURNS	No	FC	Yds	Avg	Lg	TD
Drewrey	34	13	262	7.7	25	0
Givins	8	0	80	10.0	17	0
Pinkett	1	2	-1	-1.0	-1	0
Oilers	**43**	**15**	**341**	**7.9**	**25**	**0**
Opponents	**40**	**21**	**303**	**7.6**	**41**	**0**

KICKOFF RETURNS	No	Yds	Avg	Lg	TD
Drewrey	25	500	20.0	32	0
Pinkett	26	519	20.0	48	0
Tasker	3	65	21.7	24	0
Riley	2	17	8.5	10	0
Woolfolk	2	38	19.0	21	0
Madsen	1	0	0.0	0	0
Oilers	**59**	**1139**	**19.3**	**48**	**0**
Opponents	**32**	**695**	**21.7**	**44**	**0**

FIELD GOALS	1-19	20-29	30-39	40-49	50+
Zendejas	1/1	7/7	7/9	6/7	1/3
Oilers	**1/1**	**7/7**	**7/9**	**6/7**	**1/3**
Opponents	**0/0**	**7/7**	**4/5**	**7/15**	**1/2**

Zendejas: (20G) (35G, 37G) () (45G, 29G, 23G) (25G, 45N, 19G) (54N) () (48G) () (42G, 25G, 30G, 46G) (44G, 39N) (34G, 32N) (53N, 47G) () (31G, 33G, 36G) (26G, 51G, 22G)
Opponents: (26G, 40N) (34G, 29G, 45G) (47G, 45G) (36N, 42G, 45G, 28G) (48G) (31G, 27G) (49B, 51G, 41N) (47N) (47N) (49N, 47N) () (37G) (23G, 29G) (20G, 35G) (40G) (53N, 42B)

SACKS

Childress 5.0, Meads 3.5, 3.0, Baker (Hou) 2.0, Byrd 3.0, Lyles 3.0, Abraham 2.0, Bostic 2.0, D. Smith 2.0, Donaldson 1.5, Brown 1.0, Bush 1.0, Fuller 1.0. Golic 1.0, Grimsley 1.0, R. Johnson 1.0, Madsen 1.0, Taylor 1.0

Oilers 32.0, Opponents 48.0.

TACKLES (Solo-Assists-Total)

Grimsley (112-87-199), Childress (67-105-172), Abraham (77-59-136), Lyles (78-57-135), Byrd (44-80-124), Meads (59-52-111), Donaldson (58-52-110), Bostic (55-24-79), Brown (64-13-77), Golic (24-42-66), Eason (37-25-62), D. Smith (22-29-51), Allen (36-9-45), R. Johnson (17-6-23), Riley (12-11-23), Fuller (9-13-22), Bush (13-7-20), Fairs (11-4-15), McMillian (8-3-11), Baker (3-6-9), Matthews (6-2-8), Dodge (6-1-7), Banks (5-1-6), Madsen (3-3-6), Parks (3-2-5), Pinkett (4-0-4), Akiu (3-0-3), Oliver (2-0-2), D. Williams (1-0-1), Dressel (1-0-1), L. Johnson (1-0-1), Morgan (1-0-1), Griffin (1-0-1), Tasker (0-1-1) Drewrey (0-1-1), Taylor (0-1-1)

Team Totals: 866-714-1580

PASSING	Att	Cmp	Pct	Yards	Yds/Att	TD	Int	Lg	Sk/Yds	Rating
Moon	488	256	52.5	3489	7.15	13	26	81t	41/332	62.3
Luck	60	31	51.7	341	5.68	1	5	27	7/62	39.7
Givins	2	0	0.0	0	0.00	0	0	0	0/0	39.6
Rozier	1	1	100.0	13	13.00	0	0	13	0/0	118.8
Oilers	**551**	**288**	**52.3**	**3843**	**6.97**	**14**	**31**	**81t**	**48/394**	**59.7**
Opponents	**490**	**228**	**46.5**	**3200**	**6.53**	**25**	**16**	**85t**	**32/201**	**71.5**

USUAL STARTING LINEUP

OFFENSE

WR	Drew Hill (85)
LT	Bruce Matthews (74)
LG	Mike Munchak (63)
C	Jim Romano (55)
	Jay Pennison (52)
RG	Kent Hill (72)
RT	Dean Steinkuhler (70)
TE	Jamie Wiliams (87)
WR	Ernest Givins (81)
QB	Warren Moon (1)
RB	Mike Rozier (30)
FB	Larry Moriarty (30)
	Butch Woolfolk (40)

DEFENSE

LE	Ray Childress (79)
NT	Doug Smith (99)
	Mike Golic (68)
RE	Richard Byrd (71)
OLB	Robert Lyles (93)
ILB	Avon Riley (53)
	John Grimsley (59)
ILB	Robert Abraham (56)
OLB	Johnny Meads (91)
LCB	Steve Brown (24)
RCB	Patrick Allen (29)
SS	Keith Bostic (25)
FS	Bo Eason (21)
	Jeff Donaldson (31)

SPECIALISTS

K	Tony Zendejas (7)
P	Lee Johnson (11)

Pro Bowl
All-Pro

GM: Ladd Herzeg; **Head Coach:** Jerry Glanville
Asst. Coaches: Dick Jamieson (off. coord./RB), Tom Bettis (DB), Gary Huff (QB), Milt Jackson (WR), Miller McCalmon (ST), Floyd Reese (LB), Doug Shively (DL), Bill Walsh (OL), Steve Watterson (strength & cond.)

AMERICAN FOOTBALL CONFERENCE STANDINGS

AFC EAST	W	L	T	PCT.
New England	11	5	0	.688
* N.Y. Jets	10	6	0	.625
Miami	8	8	0	.500
Buffalo	4	12	0	.250
Indianapolis	3	13	0	.188
AFC CENTRAL	**W**	**L**	**T**	**Pct.**
Cleveland	12	4	0	.750
Cincinnati	10	6	0	.625
Pittsburgh	6	10	0	.375
Houston	**5**	**11**	**0**	**.313**
AFC WEST	**W**	**L**	**T**	**Pct.**
Denver	11	5	0	.688
* Kansas City	10	6	0	.625
Seattle	10	6	0	.625
L.A. Raiders	8	8	0	.500
San Diego	4	12	0	.250

NATIONAL FOOTBALL CONFERENCE STANDINGS

NFC EAST	W	L	T	PCT.
N.Y. Giants	14	2	0	.875
* Washington	12	4	0	.750
Dallas	7	9	0	.438
Philadelphia	5	10	1	.344
St. Louis	4	11	1	.281
NFC CENTRAL	**W**	**L**	**T**	**Pct.**
Chicago	14	2	0	.875
Minnesota	9	7	0	.563
Detroit	5	11	0	.313
Green Bay	4	12	0	.250
Tampa Bay	2	14	0	.125
NFC WEST	**W**	**L**	**T**	**Pct.**
San Francisco	10	5	1	.656
* L.A. Rams	10	6	0	.625
Atlanta	7	8	1	.469
New Orleans	7	9	0	.438

* Wild Card for Playoffs

1985 SEASON (5-11 REGULAR SEASON, 0-0 PLAYOFFS) • 4TH PLACE AFC CENTRAL

DATE	OPPONENT	SCORE	W/L	ATT
Sep. 8	MIAMI	26-23	W	47,656
Sep. 15	at Washington	13-16	L	53,553
Sep. 22	at Pittsburgh	0-20	L	58,572
Sep. 29	DALLAS	10-17	L	49,686
Oct. 6	at Denver	20-31	L	74,699
Oct. 13	CLEVELAND	6-21	L	38,386
Oct. 20	CINCINNATI	44-27	W	35,590
Oct. 27	at St. Louis	20-10	W	43,190
Nov. 3	KANSAS CITY	23-20	W	41,238
Nov. 10	at Buffalo	0-20	L	21,881
Nov. 17	PITTSBURGH	7-30	L	45,977
Nov. 24	SAN DIEGO	37-35	W	34,336
Dec. 1	at Cincinnati	27-45	L	46,140
Dec. 8	NY GIANTS	14-35	L	36,576
Dec. 15	at Cleveland	21-28	L	50,793
Dec. 22	at Indianapolis	16-34	L	55,818

* Overtime

	TITANS	OPP
Total First Downs	**270**	**356**
Rushing	96	150
Passing	149	158
Penalty	25	48
3rd Down: Made/Att	74/218	84/213
3rd Down Pct.	33.9	39.4
4th Down: Made/Att	8/20	10/15
4th Down Pct.	40.0	66.7
Possession Avg.	**28:07**	**31:53**
Total Net Yards	**4652**	**6155**
Avg. Per Game	290.8	384.7
Total Plays	998	1091
Avg. Per Play	4.7	5.6
Net Yards Rushing	**1570**	**2814**
Avg. Per Game	98.1	175.9
Total Rushes	428	588
Net Yards Passing	**3028**	**3341**
Avg. Per Game	192.6	208.8
Sacked/Yards Lost	58/441	41/313
Gross Yards	3523	3654
Att./Comp.	512/277	462/260
Completion Pct.	54.1	56.3
Had Intercepted	22	15
Punts/Average	**84/41.5**	**68/39.4**
Net Punting Avg.	**84/35.5**	**68/33.3**
Penalties/Yards	**127/1150**	**121/908**
Fumbles/Ball Lost	**41/15**	**35/20**
Touchdowns	**32**	**51**
Rushing	13	21
Passing	18	29
Returns	1	1

BY PERIODS	1	2	3	4	OT	PTS
Oilers	**24**	**90**	**63**	**107**	**0**	**284**
Opponents	**126**	**94**	**112**	**80**	**0**	**412**

SCORING	TD	RU	PA	RT	PAT	FG	S	TP
Zendejas	0	0	0	0	29/31	21/27	0	92
Hill	9	0	9	0			0	54
Rozier	8	8	0	0			0	48
Woolfolk	5	1	4	0			0	30
Moriarty	3	3	0	0			0	18
T. Smith	2	0	2	0			0	12
Akiu	1	0	0	1			0	6
Dressel	1	0	1	0			0	6
Edwards	1	1	0	0			0	6
McCloskey	1	0	1	0			0	6
Williams	1	0	1	0			0	6
Oilers	**31**	**13**	**18**	**1**	**29/31**	**21/27**	**0**	**284**
Opponents	**50**	**21**	**29**	**1**	**48/50**	**19/34**	**0**	**412**

RUSHING	No	Yds	Avg	Lg	TD
Rozier	133	462	3.5	30	8
Woolfolk	103	392	3.8	43	1
Moriarty	106	381	3.6	18	3
Moon	39	130	3.3	17	0
Edwards	25	96	3.8	19	1
Luck	15	95	6.3	17	0
Tasker	2	16	8.0	13	0
Moroski	2	2	1.0	2	0
L. Johnson	1	0	0.0	0	0
Drewrey	2	-4	-2.0	5	0
Oilers	**428**	**1570**	**3.7**	**43**	**13**
Opponents	**588**	**2814**	**4.8**	**67**	**21**

RECEIVING	No	Yds	Avg	Lg	TD
Woolfolk	80	814	10.2	80t	4
Hill	64	1169	18.3	57t	9
T. Smith	46	660	14.3	33	2
Williams	39	444	11.4	29	1
Moriarty	17	112	6.6	16	0
Rozier	9	96	10.7	52	0
Edwards	7	71	10.1	31	0
McCloskey	4	29	7.3	24t	1
Dressel	3	17	5.7	12	1
Akiu	2	32	16.0	24	0
Drewrey	2	28	14.0	19	0
Tasker	2	19	9.5	14	0
Holston	1	25	25.0	25	0
Walls	1	7	7.0	7	0
Oilers	**277**	**3523**	**12.7**	**80t**	**18**
Opponents	**260**	**3654**	**14.1**	**68t**	**29**

INTERCEPTIONS	No	Yds	Avg	Lg	TD
Brown	5	41	8.2	22	0
Eason	3	55	18.3	55	0
Bostic	3	28	9.3	26	0
Kush	2	6	3.0	6	0
Riley	1	14	14.0	14	0
Stensrud	1	0	0.0	0	0
Oilers	**15**	**144**	**9.6**	**55**	**0**
Opponents	**22**	**267**	**12.1**	**61t**	**1**

PUNTING	No	Yds	Avg	Net	TB	In	Lg	B
L. Johnson	83	3464	41.7	35.7	8	22	65	0
T. Smith	1	26	26.0	26.0	0	1	26	0
Oilers	**84**	**3490**	**41.5**	**35.5**	**8**	**23**	**65**	**0**
Opponents	**68**	**2677**	**39.4**	**33.3**	**8**	**19**	**56**	**4**

PUNT RETURNS	No	FC	Yds	Avg	Lg	TD
Drewrey	24	10	215	9.0	23	0
Donaldson	6	1	35	5.8	13	0
Oilers	**30**	**11**	**250**	**8.3**	**23**	**0**
Opponents	**45**	**7**	**345**	**7.7**	**31**	**0**

KICKOFF RETURNS	No	Yds	Avg	Lg	TD
Drewrey	26	642	24.7	50	0
Tasker	17	447	26.3	52	0
Walls	12	234	19.5	42	0
Donaldson	5	93	18.6	22	0
Brown	2	45	22.5	28	0
Williams	2	21	10.5	12	0
Breihl	1	5	5.0	5	0
Hill	1	22	22.0	22	0
Lyday	1	6	6.0	6	0
Oilers	**67**	**1515**	**22.6**	**52**	**0**
Opponents	**39**	**970**	**24.9**	**81**	**0**

FIELD GOALS	1-19	20-29	30-39	40-49	50+
Zendejas	0/0	6/7	8/11	4/6	3/3
Oilers	**0/0**	**6/7**	**8/11**	**4/6**	**3/3**
Opponents	**0/0**	**5/7**	**12/17**	**1/7**	**1/3**

Zendejas: (35G, 46G) (44G, 35G, 42N, 33N) () (33G, 37N) (27G, 25G) (50G, 27G) (40N, 34G, 28G, 32G) (39G, 38G) (39N, 38G) () () (46G, 52G, 51G) (25G, 26G) () (24N) (45G)
Opponents: (33G, 36G, 23G) (34G) (37G, 38G, 40N) (47N, 33N, 36N, 35G, 36N) (37G, 51N, 51N) () (47G, 22G) (30G, 28N, 42N, 33N) (32N, 35G, 39G) (24G, 23G) (52G, 31G, 34G) (47N) (28N, 29G, 48N) () (41B) ()

SACKS

Baker 5.5, Kush 5.0, Bostic 5.0, Childress 3.5, Bush 3.0, Eason 2.5, Riley 2.0, D. Smith 2.0, Sochia 2.0, Meads 1.5, Abraham 1.0, Brown 1.0, Byrd 1.0, Donaldson 1.0,
Oilers 41.0, Opponents 58.0

TACKLES (Solo-Assists-Total)

Riley (80-67-147), Childress (71-64-135), Eason (87-44-131), Lyles (60-70-130), Abraham (51-59-110), Bostic (75-34-109), Bush (52-47-99), Grimsley (46-41-87), Brown (63-23-86), Baker (43-39-82), Stensrud (35-30-65), Allen (46-9-57), Byrd (18-33-51), Meads (28-12-40), Donaldson (26-4-30), Smith (15-14-29), Sochia (15-10-25), Kush (21-6-27), Lyday (18-9-27), Johson (15-1-16), Briehl (6-9-15), McCillian (1-0-1)
Team Totals: 872-625-1499

PASSING	Att	Cmp	Pct	Yards	Yds/Att	TD	Int	Lg	Sk/Yds	Rating
Moon	377	200	53.1	2709	7.19	15	19	80t	46/366	68.5
Luck	100	56	56.0	572	5.72	2	2	46t	8/50	70.9
Moroski	34	20	58.8	249	7.32	1	1	46	4/25	79.2
Zendejas	1	1	100.0	-7	100.0	0	0	0	0/0	79.2
Oilers	**512**	**277**	**54.1**	**3523**	**6.88**	**18**	**22**	**80t**	**58/441**	**69.7**
Opponents	**462**	**260**	**56.3**	**3654**	**7.91**	**29**	**15**	**68t**	**41/313**	**89.3**

USUAL STARTING LINEUP

OFFENSE

WR	Tim Smith (83)
LT	Harvey Salem (73)
LG	**Mike Munchak (63)**
C	Jim Romano (55)
RG	John Schuhmacher (62)
RT	Bruce Matthews (74)
TE	Jamie Wiliams (87)
WR	Drew Hill (85)
QB	Warren Moon (1)
RB	Butch Woolfolk (40)
FB	Larry Moriarty (30)

DEFENSE

LE	Ray Childress (79)
NT	Mike Stensrud (67)
RE	Jesse Baker (75)
OLB	Robert Lyles (93)
ILB	Avon Riley (53)
ILB	Robert Abraham (56)
OLB	Frank Bush (94)
LCB	Steve Brown (24)
RCB	Patrick Allen (29)
SS	Keith Bostic (25)
FS	Bo Eason (21)

SPECIALISTS

K	Tony Zendejas (7)
P	Lee Johnson (11)

Pro Bowl
All-Pro

GM: Ladd Herzeg; **Head Coach:** Hugh Campbell (14 games), Jerry Glanville (two games)
Asst. Coaches: Joe Faragalli (off. coord.), Jerry Glanville (def. coord.*), Bill Allerheiligen (strength & cond.), John Devlin (inside LB), Gene Gaines (ST/outside LB), Ken Houston (DB), Bruce Lemmerman (WR), Bob Padilla (DL), Al Roberts (off. backs), Bill Walsh (OL)

* Coord. for first 14 games; head coach last two games

AMERICAN FOOTBALL CONFERENCE STANDINGS

AFC EAST	W	L	T	PCT.
Miami	12	4	0	.750
* N.Y. Jets	11	5	0	.688
* New England	11	5	0	.688
Indianapolis	5	11	0	.313
Buffalo	2	14	0	.125
AFC CENTRAL	**W**	**L**	**T**	**Pct.**
Cleveland	8	8	0	.500
Cincinnati	7	9	0	.438
Pittsburgh	7	9	0	.438
Houston	**5**	**11**	**0**	**.313**
AFC WEST	**W**	**L**	**T**	**Pct.**
L.A. Raiders	12	4	0	.750
Denver	11	5	0	.688
Seattle	8	8	0	.500
San Diego	8	8	0	.500
Kansas City	6	10	0	.375

NATIONAL FOOTBALL CONFERENCE STANDINGS

NFC EAST	W	L	T	PCT.
Dallas	10	6	0	.625
* N.Y. Giants	10	6	0	.625
Washington	10	6	0	.625
Philadelphia	7	9	0	.438
St. Louis	5	11	0	.313
NFC CENTRAL	**W**	**L**	**T**	**Pct.**
Chicago	15	1	0	.938
Green Bay	8	8	0	.500
Minnesota	7	9	0	.438
Detroit	7	9	0	.438
Tampa Bay	2	14	0	.125
NFC WEST	**W**	**L**	**T**	**Pct.**
L.A. Rams	11	5	0	.688
* San Francisco	10	6	0	.625
New Orleans	5	11	0	.313
Atlanta	4	12	0	.250

* Wild Card for Playoffs

1984 SEASON (3-13 REGULAR SEASON, 0-0 PLAYOFFS) • 4TH PLACE AFC CENTRAL

DATE	OPPONENT	SCORE	W/L	ATT
Sep. 2	L.A. RAIDERS	14-24	L	49,092
Sep. 9	INDIANAPOLIS	21-35	L	43,820
Sep. 16	at San Diego	14-31	L	52,266
Sep. 23	at Atlanta	10-42	L	45,248
Sep. 30	NEW ORLEANS	10-27	L	43,108
Oct. 7	at Cincinnati	3-13	L	43,637
Oct. 14	at Miami	10-28	L	54,080
Oct. 21	SAN FRANCISCO	21-34	L	39,900
Oct. 28	CINCINNATI	13-31	L	34,010
Nov. 4	at Pittsburgh	7-35	L	48,892
Nov. 11	at Kansas City	17-16	W	44,464
Nov. 18	NY JETS	31-20	W	40,141
Nov. 25	at Cleveland	10-27	L	46,077
Dec. 2	PITTSBURGH	23-20*	W	39,786
Dec. 9	at L.A. Rams	16-27	L	49,092
Dec. 16	CLEVELAND	20-27	L	33,676

* Overtime

	TITANS	OPP
Total First Downs	**284**	**345**
Rushing	95	158
Passing	164	168
Penalty	25	19
3rd Down: Made/Att	64/193	104/218
3rd Down Pct.	33.2	47.7
4th Down: Made/Att	5/16	8/11
4th Down Pct.	31.3	72.7
Possession Avg.	**28:02**	**31:58**
Total Net Yards	**4884**	**5968**
Avg. Per Game	305.3	373.0
Total Plays	969	1075
Avg. Per Play	5.0	5.6
Net Yards Rushing	**1656**	**2789**
Avg. Per Game	103.5	174.3
Total Rushes	433	596
Net Yards Passing	**3228**	**3179**
Avg. Per Game	201.8	198.7
Sacked/Yards Lost	49/382	32/267
Gross Yards	3610	3446
Att./Comp.	487/282	447/271
Completion Pct.	57.9	60.6
Had Intercepted	15	13
Punts/Average	**88/39.6**	**64/42.2**
Net Punting Avg.	**88/31.4**	**64/37.7**
Penalties/Yards	**99/813**	**105/876**
Fumbles/Ball Lost	**36/16**	**24/11**
Touchdowns	**28**	**53**
Rushing	13	27
Passing	14	23
Returns	1	3

BY PERIODS	1	2	3	4	OT	PTS
Oilers	**27**	**82**	**50**	**78**	**3**	**240**
Opponents	**113**	**111**	**92**	**121**	**0**	**437**

SCORING	TD	RU	PA	RT	PAT	FG	S	TP
Cooper	0	0	0	0	13/13	11/13	0	46
Moriarty	7	6	1	0			0	42
Kempf	0	0	0	0	14/14	4/6	0	26
Campbell	4	4	0	0			0	24
Smith	4	0	4	0			0	24
J. Williams	3	0	3	0			0	18
Dressel	2	0	2	0			0	12
Bostic	1	0	0	1			0	6
Edwards	1	0	1	0			0	6
Holston	1	0	1	0			0	6
Luck	1	1	0	0			0	6
McCloskey	1	0	1	0			0	6
Moon	1	1	0	0			0	6
Mullins	1	0	1	0			0	6
Walls	1	0	1	0			0	6
Oilers	**28**	**13**	**14**	**1**	**27/27**	**15/19**	**0**	**240**
Opponents	**53**	**27**	**23**	**3**	**51/52**	**22/30**	**1**	**437**

RUSHING	No	Yds	Avg	Lg	TD
Moriarty	189	785	4.2	51t	6
Campbell	96	278	2.9	22	4
Edwards	60	267	4.5	20	1
Moon	58	211	3.6	31	1
Luck	10	75	7.5	18	1
Joyner	14	22	1.6	9	0
Walls	4	20	5.0	20	0
Mullins	1	0	0.0	0	0
Cooper	1	-2	-2.0	-2	0
Oilers	**433**	**1656**	**3.8**	**51t**	**13**
Opponents	**596**	**2789**	**4.7**	**54**	**27**

RECEIVING	No	Yds	Avg	Lg	TD
Smith	69	1141	16.5	75t	4
J. Williams	41	545	13.3	32	3
Dressel	40	378	9.5	42	2
Moriarty	31	206	6.6	24	1
Holston	22	287	13.0	28	1
Edwards	20	151	7.6	20	0
Bryant	19	278	14.6	28	0
Walls	18	291	16.2	76	1
McCloskey	9	152	16.9	51	1
Mullins	6	85	14.2	25	1
Roaches	4	69	17.3	24	0
Campbell	3	27	9.0	15	0
Oilers	**282**	**3610**	**12.8**	**76**	**14**
Opponents	**271**	**3446**	**12.7**	**80t**	**23**

INTERCEPTIONS	No	Yds	Avg	Lg	TD
Tullis	4	48	12.0	22	0
Hartwig	3	23	7.7	19	0
Brown	1	26	26.0	26	0
Eason	1	20	20.0	20	0
Lyday	1	12	12.0	12	0
Allen	1	2	2.0	2	0
Brazile	1	2	2.0	2	0
Abraham	1	1	1.0	1	0
Thompson	0	5	--	5	0
Oilers	**13**	**139**	**10.7**	**26**	**0**
Opponents	**15**	**214**	**14.3**	**47**	**2**

PUNTING	No	Yds	Avg	Net	TB	In	Lg	B
James	88	3482	39.6	31.4	5	20	55	0
Oilers	**88**	**3482**	**39.6**	**31.4**	**5**	**20**	**55**	**0**
Opponents	**64**	**2702**	**42.2**	**37.7**	**7**	**18**	**69**	**0**

PUNT RETURNS	No	FC	Yds	Avg	Lg	TD
Roaches	26	8	152	5.8	18	0
Oilers	**26**	**8**	**152**	**5.8**	**18**	**0**
Opponents	**60**	**9**	**618**	**10.3**	**55**	**0**

KICKOFF RETURNS	No	Yds	Avg	Lg	TD
Roaches	30	679	22.6	49	0
Walls	15	289	19.3	29	0
Allen	11	210	19.1	23	0
R. Williams	5	84	16.8	21	0
Brown	3	17	5.7	17	0
Joyner	3	57	19.0	24	0
Thompson	1	16	16.0	16	0
J. Williams	1	0	0.0	0	0
Oilers	**69**	**1352**	**19.6**	**49**	**0**
Opponents	**51**	**986**	**19.3**	**39**	**0**

FIELD GOALS	1-19	20-29	30-39	40-49	50+
Cooper	2/2	2/2	4/4	3/5	0/0
Kempf	0/0	3/3	0/1	1/2	0/0
Oilers	**2/2**	**5/5**	**4/5**	**4/7**	**0/0**
Opponents	**3/3**	**12/12**	**7/7**	**0/4**	**0/4**

Cooper: () () () () () () () () () (43N) (44G) (39G) (19G, 38G, 30G) (21G, 42G, 18G) (42N, 33G, 26G)
Kempf: () () () (22G, 43N) (25G) (24G) (49G) (33N) () () () () () () () ()
Opponents: (40N, 28G) () (23G) () (40B, 23G, 27G) (51N, 33G, 22G) (58N, 54N, 53N) (26G, 22G) (33G) () (31G, 38G, 33G) (19G, 27G, 43N) (18G, 29G) (32G, 24G) (35G, 19G, 41N) (29G, 29G)

SACKS

Baker 11.0, Stensrud 4.5, Sochia 3.5, Riley 2.5, Bingham 2.0, Bostic 2.0, Brazile 2.0, Hamm 2.0, Eason 1.0, Foster 1.0, Johnson 0.5

Oilers 32.0, Opponents 49.0

TACKLES (Solo-Assists-Total)

Abraham (106-92-198), Bingham (89-80-169), Bostic (101-51-152), Baker (61-41-102), Riley (48-33-81), Brazile (44-35-79), Hartwig (41-38-79), Stensrud (41-35-76), Grimsley (51-22-73), Tullis (52-18-70), Brown (47-18-65), Hamm (36-18-54), Donaldson (23-19-42), Sochia (16-25-41), Eason (18-17-35), Foster (15-10-25), Thompson (19-5-24), Johnson (11-9-20), Meads (7-13-20), Kennedy (14-3-17), Allen (11-6-17), Lyday (9-8-17), Joiner (7-10-17), Meadows (4-3-7), Studaway (4-0-4), Lyles (2-0-2), Hunt (1-0-1)

Team Totals: 878-609-1487

PASSING	Att	Cmp	Pct	Yards	Yds/Att	TD	Int	Lg	Sk/Yds	Rating
Moon	450	259	57.6	3338	7.42	12	14	76	47/371	76.9
Luck	36	22	61.1	256	7.11	2	1	37	2/11	89.6
Moriarty	1	1	100.0	16	16.00	0	0	16	0/0	118.8
Oilers	**487**	**282**	**57.9**	**3610**	**7.41**	**14**	**15**	**76**	**49/382**	**78.0**
Opponents	**447**	**271**	**60.6**	**3446**	**7.71**	**23**	**13**	**80t**	**32/267**	**89.8**

USUAL STARTING LINEUP

OFFENSE

WR	Tim Smith (83)
LT	Harvey Salem (73)
LG	**Mike Munchak (63)**
C	Bruce Matthews (74)
	Jim Romano (55)
RG	Pat Howell (66)
	John Schuhmacher (62)
RT	Dean Steinkuhler (70)
	Bruce Matthews (74)
TE	Jamie Wiliams (87)
HB	Chris Dressel (88)
WR	Herkie Walls (82)
QB	Warren Moon (1)
RB	Earl Campbell (34)
	Larry Moriarty (30)

DEFENSE

LE	Bob Hamm (90)
NT	Mike Stensrud (67)
RE	Jesse Baker (75)
OLB	Avon Riley (53)
ILB	Gregg Bingham (54)
ILB	Robert Abraham (56)
OLB	Robert Brazile (52)
LCB	Steve Brown (24)
RCB	Willie Tullis (20)
SS	Keith Bostic (25)
FS	Carter Hartwig (36)

SPECIALISTS

K	Florian Kempf (4)
P	John James (6)

Pro Bowl

GM: Ladd Herzeg; **Head Coach:** Hugh Campbell
Asst. Coaches: O. Kay Dalton (off. coord.), Jerry Glanville (def. coord.), Bill Allerheiligen (strength & cond.), John Devlin (LB), Gene Gaines (ST), Ken Houston (DB), Bruce Lemmerman (WR), Bob Padilla (DL), Al Roberts (off. backs), Bill Walsh (OL)

AMERICAN FOOTBALL CONFERENCE STANDINGS

AFC EAST	W	L	T	PCT.
Miami	14	2	0	.875
New England	9	7	0	.563
N.Y. Jets	7	9	0	.438
Indianapolis	4	12	0	.250
Buffalo	2	14	0	.125
AFC CENTRAL	**W**	**L**	**T**	**PCT.**
Pittsburgh	9	7	0	.563
Cincinnati	8	8	0	.500
Cleveland	5	11	0	.313
Houston	**3**	**13**	**0**	**.188**
AFC WEST	**W**	**L**	**T**	**PCT.**
Denver	13	3	0	.813
* Seattle	12	4	0	.750
* L.A. Raiders	11	5	0	.688
Kansas City	8	8	0	.500
San Diego	7	9	0	.438

NATIONAL FOOTBALL CONFERENCE STANDINGS

NFC EAST	W	L	T	PCT.
Washington	11	5	0	.688
* N.Y. Giants	9	7	0	.563
St. Louis	9	7	0	.563
Dallas	9	7	0	.563
Philadelphia	6	9	1	.406
NFC CENTRAL	**W**	**L**	**T**	**PCT.**
Chicago	10	6	0	.625
Green Bay	8	8	0	.500
Tampa Bay	6	10	0	.375
Detroit	4	11	1	.281
Minnesota	3	13	0	.188
NFC WEST	**W**	**L**	**T**	**PCT.**
San Francisco	15	1	0	.938
* L.A. Rams	10	6	0	.625
New Orleans	7	9	0	.438
Atlanta	4	12	0	.250

* Wild Card for Playoffs

1983 SEASON (2-14 REGULAR SEASON, 0-0 PLAYOFFS) • 4TH PLACE AFC CENTRAL

DATE	OPPONENT	SCORE	W/L	ATT
Sep. 4	GREEN BAY	38-41*	L	44,073
Sep. 11	at L.A. Raiders	6-20	L	37,526
Sep. 18	PITTSBURGH	28-40	L	44,150
Sep. 25	at Buffalo	13-30	L	60,070
Oct. 2	at Pittsburgh	10-17	L	56,901
Oct. 9	DENVER	14-26	L	44,209
Oct. 16	at Minnesota	14-34	L	58,910
Oct. 23	KANSAS CITY	10-13*	L	39,462
Oct. 30	at Cleveland	19-25*	L	68,851
Nov. 6	CINCINNATI	14-55	L	39,706
Nov. 13	DETROIT	27-17	W	40,660
Nov. 20	at Cincinnati	10-38	L	46,375
Nov. 27	at Tampa Bay	24-33	L	38,625
Dec. 4	MIAMI	17-24	L	39,434
Dec. 11	CLEVELAND	34-27	W	29,746
Dec. 18	at Baltimore	10-20	L	20,418

* Overtime

	TITANS	OPP
Total First Downs	**295**	**332**
Rushing	120	161
Passing	155	150
Penalty	20	21
3rd Down: Made/Att	87/223	85/205
3rd Down Pct.	39.0	41.5
4th Down: Made/Att	9/16	8/9
4th Down Pct.	56.3	88.9
Possession Avg.	**29:40**	**30:20**
Total Net Yards	**4900**	**5632**
Avg. Per Game	306.3	352.0
Total Plays	1033	1031
Avg. Per Play	4.7	5.5
Net Yards Rushing	**1998**	**2787**
Avg. Per Game	124.9	174.2
Total Rushes	502	576
Net Yards Passing	**2902**	**2845**
Avg. Per Game	181.4	177.8
Sacked/Yards Lost	49/384	31/250
Gross Yards	3286	3095
Att./Comp.	482/260	424/252
Completion Pct.	53.9	59.4
Had Intercepted	29	14
Punts/Average	**80/39.2**	**65/39.5**
Net Punting Avg.	**80/32.8**	**65/33.0**
Penalties/Yards	**84/784**	**104/825**
Fumbles/Ball Lost	**26/18**	**34/15**
Touchdowns	**34**	**54**
Rushing	16	23
Passing	16	26
Returns	2	5

BY PERIODS	1	2	3	4	OT	PTS
Oilers	**67**	**57**	**67**	**97**	**0**	**288**
Opponents	**100**	**157**	**81**	**110**	**12**	**460**

SCORING	TD	RU	PA	RT	PAT	FG	S	TP
Kempf	0	0	0	0	33/34	17/21	0	84
Campbell	12	12	0	0			0	72
Smith	6	0	6	0			0	36
Dressel	4	0	4	0			0	24
Crutchfield LG	3	3	0	0			0	18
Moriarty	3	3	0	0			0	18
Renfro	2	0	2	0			0	12
Arnold	1	0	1	0			0	6
C. Brown	1	1	0	0			0	6
S. Brown	1	0	0	1			0	6
Edwards	1	0	1	0			0	6
McCloskey	1	0	1	0			0	6
Roaches	1	0	0	1			0	6
Walls	1	0	1	0			0	6
Oilers	**34**	**16**	**16**	**2**	**33/34**	**17/21**	**0**	**288**
Opponents	**54**	**23**	**26**	**5**	**49/51**	**29/36**	**0**	**460**

RUSHING	No	Yds	Avg	Lg	TD
Campbell	322	1301	4.0	42	12
Crutchfield LG	140	578	4.1	17	3
Crutchfield TM	3	7	2.3	5	0
Moriarty	65	321	4.9	80	3
Craft	55	147	2.7	8	0
Luck	17	55	3.2	17	0
Walls	5	44	8.8	14	0
Nielsen	8	43	5.4	20	0
Edwards	16	40	2.5	9	0
Smith	2	16	8.0	9	0
Manning	2	13	6.5	11	0
Allen	1	5	5.0	5	0
Dressel	1	3	3.0	3	0
Renfro	1	3	3.0	3	0
C. Brown	3	0	0.0	1t	1
James	1	0	0.0	0	0
Oilers	**502**	**1998**	**4.0**	**80**	**16**
Opponents	**576**	**2787**	**4.8**	**52**	**23**

RECEIVING	No	Yds	Avg	Lg	TD
Smith	83	1176	14.2	47t	6
Dressel	32	316	9.9	35t	4
Renfro	23	316	13.7	38t	2
Campbell	19	216	11.4	66	0
Crutchfield LG	19	133	7.0	15	0
Bryant	16	211	13.2	26	0
McCloskey	16	137	8.6	20	1
Holston	14	205	14.6	43	0
Walls	12	276	23.0	48	1
Arnold	12	137	11.4	37	1
Craft	12	99	8.3	14	0
Edwards	9	79	8.8	20	1
Casper TM	7	79	11.3	17	0
Moriarty	4	32	8.0	12	0
Kempf	1	7	7.0	7	0
Oilers	**260**	**3286**	**12.6**	**66**	**16**
Opponents	**252**	**3095**	**12.3**	**74t**	**26**

INTERCEPTIONS	No	Yds	Avg	Lg	TD
Tullis	5	65	13.0	44	0
Hatchett LG	4	36	9.0	25	0
Kay	2	31	15.5	27	0
Bostic	2	0	0.0	0	0
Reinfeldt	1	19	19.0	19	0
S. Brown	1	16	16.0	16	0
Bingham	1	4	4.0	4	0
Abraham	1	0	0.0	0	0
Riley	1	0	0.0	0	0
Oilers	**14**	**135**	**9.6**	**44**	**0**
Opponents	**29**	**392**	**13.5**	**71t**	**2**

PUNTING	No	Yds	Avg	Net	TB	In	Lg	B
James	79	3136	39.7	32.8	8	12	53	1
Oilers	**80**	**3136**	**39.2**	**32.8**	**8**	**12**	**53**	**1**
Opponents	**65**	**2567**	**39.5**	**33.0**	**13**	**19**	**60**	**0**

PUNT RETURNS	No	FC	Yds	Avg	Lg	TD
Roaches	20	9	159	8.0	23	0
Oilers	**20**	**9**	**159**	**8.0**	**23**	**0**
Opponents	**47**	**15**	**354**	**7.5**	**43**	**0**

KICKOFF RETURNS	No	Yds	Avg	Lg	TD
S. Brown	31	795	25.6	93t	1
Roaches	34	641	18.9	97t	1
Walls	9	110	12.2	25	0
Dressel	4	40	10.0	13	0
Moriarty	2	25	12.5	16	0
Hunt	1	12	12.0	12	0
McCloskey	1	11	11.0	11	0
Tullis	1	16	16.0	16	0
Riley	0	26	--	26	0
Oilers	**83**	**1676**	**20.2**	**97t**	**2**
Opponents	**61**	**1280**	**21.0**	**55**	**0**

FIELD GOALS	1-19	20-29	30-39	40-49	50+
Kempf	1/1	4/4	7/8	4/6	1/2
Oilers	**1/1**	**4/4**	**7/8**	**4/6**	**1/2**
Opponents	**2/2**	**6/7**	**9/11**	**12/15**	**0/1**

Kempf: (49G, 59N) (40G, 34B, 38G) () (31G, 25G) (34G) () () (32G, 42N) (19G, 24G) () (47G, 21G) (34G) (51G) (23G) (41G, 45N, 39G) (34G)
Opponents: (46G, 42G) (36N, 41B, 26N) (49G, 35G, 20G, 22G) (48G) (18G) (45G, 39G, 30N, 49G, 35G) (44G, 28G, 48N) (31G, 52N, 41G) (37G, 37G, 29G, 30G) (44G, 29G) (35G) (26G) (41N) (19G) (44G, 45G) (48G, 37G)

SACKS

Baker 5.5, Taylor 4.5, Foster 3.5, Bostic 3.0, Hamm 3.0, Brazile 2.5, Sochia 2.5, Stensrud 2.0, Abraham 1.0, Hartwig 1.0. Hunt 1.0,Thompson 1.0, Riley 0.5

Oilers 31.0, Opponents 49.0

TACKLES (Solo-Assists-Total)

Bingham (87-48-135), Abraham (83-34-117), Bostic (70-21-91), Brazile (55-35-90), Hartwig (59-17-76), Riley (56-19-75), Baker (49-17-66), Brown (48-12-60), Tullis (50-9-59), Sochia (45-10-55), Hamm (41-12-53), Hunt (30-7-37), Thompson (29-5-34), Kay (27-4-31), Stensrud (18-8-26), Reinfeldt (15-7-22), Wilson (16-1-17), Foster (8-4-12), Joiner (4-1-5), Meadows (2-0-2)

Oilers (792-271-1063)

PASSING	Att	Cmp	Pct	Yards	Yds/Att	TD	Int	Lg	Sk/Yds	Rating
Luck	217	124	57.1	1375	6.34	8	13	66	16/138	63.4
Nielsen	175	90	51.4	1125	6.41	5	8	48	22/163	62.2
Manning	88	44	50.0	755	8.58	2	8	47t	11/83	49.2
Bryant	1	1	100.0	24	24.0	1	0	24t	0/0	158.3
James	1	1	100.0	7	7.0	0	0	7	0/0	95.8
Oilers	**482**	**260**	**53.9**	**3286**	**6.82**	**16**	**29**	**66**	**49/384**	**61.4**
Opponents	**424**	**252**	**59.4**	**3095**	**7.30**	**26**	**14**	**74t**	**31/250**	**88.7**

USUAL STARTING LINEUP

OFFENSE

WR	Mike Renfro (83)
	Steve Bryant (81)
LT	Doug France (77)
LG	Mike Munchak (63)
C	David Carter (58)
RG	Bruce Matthews (74)
RT	Harvey Salem (73)
TE	Chris Dressel (88)
WR	Tim Smith (83)
QB	Gifford Nielsen (7)
	Oliver Luck (10)
RB	**Earl Campbell (34)**
FB	Larry Moriarty (30)
or TE	Mike McCloskey (89)

DEFENSE

LE	Bob Hamm (90)
NT	Brian Sochia (72
	Mike Stensrud (67)
RE	Jesse Baker (75)
OLB	Avon Riley (53)
ILB	Gregg Bingham (54)
ILB	Robert Abraham (56)
OLB	Robert Brazile (52)
LCB	Steve Brown (24)
	Bill Kay (22)
RCB	Willie Tullis (20)
SS	Keith Bostic (25)
FS	Carter Hartwig (36)

SPECIALISTS

K	Florian Kempf (4)
P	John James (6)

Pro Bowl

GM: Ladd Herzeg; **Head Coach:** Ed Biles (six games), Chuck Studley (10 games)
Asst. Coaches: O. Kay Dalton (off. coord.), Chuck Studley (def. coord.*), Bill Allerheiligen (strength & cond.), Andy Bourgeois (WR), Ken Houston (DB), Elijah Pitts (off. backs), Vic Rapp (TE/ST), Dick Selcer (LB), Ralph Staub (DL), Bill Walsh (OL)

*** Coord. for first six games; head coach last 10 games**

AMERICAN FOOTBALL CONFERENCE STANDINGS

AFC EAST	W	L	T	PCT.
Miami	12	4	0	.750
New England	8	8	0	.500
Buffalo	8	8	0	.500
Baltimore	7	9	0	.438
N.Y. Jets	7	9	0	.438
AFC CENTRAL	**W**	**L**	**T**	**PCT.**
Pittsburgh	10	6	0	.625
Cleveland	9	7	0	.563
Cincinnati	7	9	0	.438
Houston	**2**	**14**	**0**	**.125**
AFC WEST	**W**	**L**	**T**	**PCT.**
L.A. Raiders	12	4	0	.750
* Seattle	9	7	0	.563
* Denver	9	7	0	.563
San Diego	6	10	0	.375
Kansas City	6	10	0	.375

NATIONAL FOOTBALL CONFERENCE STANDINGS

NFC EAST	W	L	T	PCT.
Washington	14	2	0	.875
* Dallas	12	4	0	.750
St. Louis	8	7	1	.438
Philadelphia	5	11	0	.313
N.Y. Giants	3	12	1	.219
NFC CENTRAL	**W**	**L**	**T**	**PCT.**
Detroit	9	7	0	.563
Green Bay	8	8	0	.500
Chicago	8	8	0	.500
Minnesota	8	8	0	.500
Tampa Bay	2	14	0	.125
NFC WEST	**W**	**L**	**T**	**PCT.**
San Francisco	10	6	0	.625
* L.A. Rams	9	7	0	.563
New Orleans	8	8	0	.500
Atlanta	7	9	0	.438

* Wild Card for Playoffs

1982 SEASON (1-8 REGULAR SEASON, 0-0 PLAYOFFS) • 13TH PLACE AFC

DATE	OPPONENT	SCORE	W/L	ATT
Sep. 12	at Cincinnati	6-27	L	52,268
Sep. 19	SEATTLE	23-21	W	43,117
Nov. 21	PITTSBURGH	10-24	L	42,338
Nov. 28	at New England	21-29	L	33,602
Dec. 5	at NY Giants	14-17	L	71,184
Dec. 13	DALLAS	7-37	L	51,808
Dec. 19	at Philadelphia	14-35	L	44,119
Dec. 26	CLEVELAND	14-20	L	36,559
Jan. 2	CINCINNATI	27-35	L	26,522

Note: strike-shortened season

	TITANS	OPP
Total First Downs	**138**	**187**
Rushing	52	67
Passing	81	106
Penalty	5	14
3rd Down: Made/Att	43/123	60/130
3rd Down Pct.	35.0	46.2
4th Down: Made/Att	8/12	2/6
4th Down Pct.	66.7	33.3
Possession Avg.	**27:40**	**32:20**
Total Net Yards	**2373**	**3438**
Avg. Per Game	263.7	382.0
Total Plays	551	613
Avg. Per Play	4.3	5.6
Net Yards Rushing	**799**	**1225**
Avg. Per Game	88.8	136.1
Total Rushes	225	298
Net Yards Passing	**1574**	**2213**
Avg. Per Game	174.9	245.9
Sacked/Yards Lost	39/308	31/240
Gross Yards	1882	2453
Att./Comp.	287/153	284/179
Completion Pct.	53.3	63.0
Had Intercepted	15	3
Punts/Average	**55/39.7**	**38/43.0**
Net Punting Avg.	**55/33.0**	**38/36.1**
Penalties/Yards	**52/424**	**59/454**
Fumbles/Ball Lost	**14/11**	**20/13**
Touchdowns	**18**	**30**
Rushing	5	10
Passing	12	18
Returns	1	2

BY PERIODS	1	2	3	4	OT	PTS
Oilers	**24**	**27**	**31**	**54**	**0**	**136**
Opponents	**48**	**71**	**45**	**81**	**0**	**245**

SCORING	TD	RU	PA	RT	PAT	FG	S	TP
Casper	6	0	6	0			0	36
Kempf	0	0	0	0	16/18	4/6	0	28
Craft	4	3	1	0			0	24
Renfro	3	0	3	0			0	18
Campbell	2	2	0	0			0	12
Allen	1	0	1	0			0	6
Holston	1	0	1	0			0	6
Reinfeldt*	1	0	0	1			0	6
Oilers	**18**	**5**	**12**	**1**	**16/18**	**4/6**	**0**	**136**
Opponents	**30**	**10**	**18**	**2**	**30/30**	**11/18**	**1**	**245**

***recovered fumble in end zone**

RUSHING	No	Yds	Avg	Lg	TD
Campbell	157	538	3.4	22	2
Manning	13	85	6.5	24	0
Edwards	15	58	3.9	8	0
Craft	18	42	2.3	10	3
Nielsen	9	37	4.1	9	0
Armstrong	8	15	1.9	5	0
Bailey	1	13	13.0	13	0
Casper	2	9	4.5	8	0
Allen	2	2	1.0	9	0
Oilers	**225**	**799**	**3.6**	**24**	**5**
Opponents	**298**	**1225**	**4.1**	**90t**	**10**

RECEIVING	No	Yds	Avg	Lg	TD
Casper	36	573	15.9	38	6
Bailey	26	367	14.1	27	0
Craft	23	230	10.0	49	1
Renfro	21	295	14.0	54t	3
Campbell	18	130	7.2	46	0
Armstrong	12	75	6.3	14	0
Edwards	9	53	5.9	21	0
Holston	5	116	23.2	38t	1
Allen	2	35	17.5	23t	1
Thomaselli	1	8	8.0	8	0
Oilers	**153**	**1882**	**12.3**	**54t**	**12**
Opponents	**179**	**2453**	**13.7**	**62t**	**18**

INTERCEPTIONS	No	Yds	Avg	Lg	TD
Brazile	1	31	31.0	31	0
Bingham	1	8	8.0	8	0
Perry	1	8	8.0	8	0
Oilers	**3**	**47**	**15.7**	**31**	**0**
Opponents	**15**	**47**	**3.1**	**22**	**1**

PUNTING	No	Yds	Avg	Net	TB	In	Lg	B
James LG	43	1741	40.5	34.1	4	7	56	0
JamesTM	31	1260	40.6	34.3	2	4	56	0
Parsley	24	926	38.6	31.3	2	3	51	0
Oilers	**55**	**2186**	**39.7**	**33.0**	**4**	**7**	**56**	**0**
Opponents	**38**	**1634**	**43.0**	**36.1**	**8**	**11**	**73**	**0**

PUNT RETURNS	No	FC	Yds	Avg	Lg	TD
Roaches	19	4	104	5.5	25	0
Oilers	**19**	**4**	**104**	**5.5**	**25**	**0**
Opponents	**35**	**11**	**293**	**8.4**	**24**	**0**

KICKOFF RETURNS	No	Yds	Avg	Lg	TD
Riley	1	27	27.0	27	0
Roaches	21	441	21.0	45	0
T. Wilson	2	40	20.0	26	0
Allen	15	292	19.5	38	0
Tullis	5	91	18.2	28	0
Thomaselli	1	7	7.0	7	0
Smith*	0	7	--	7	0
Oilers	**45**	**905**	**20.1**	**45**	**0**
Opponents	**26**	**564**	**21.7**	**55**	**0**

**handoff from Roaches*

FIELD GOALS	1-19	20-29	30-39	40-49	50+
Kempf	0/0	1/1	3/3	0/1	0/0
Oilers	**0/0**	**1/1**	**3/3**	**0/1**	**0/0**
Opponents	**1/1**	**6/6**	**1/3**	**2/6**	**1/3**

Kempf: () (24G) (31G) (52N) () () () (42N) (35G, 37G)
Opponents: (47N, 43G, 43N, 25G) () (48G) (23G, 25G) (37N, 26G, 42N) (22G, 36G, 53G) () (45B, 18G, 55N, 24G) (51N)

SACKS

Baker 7.5, Brazile 6.5, Bingham 3.0, Kennard 3.0, Skaugstad 3.0, Riley 1.5, Stensrud 1.5, Bethea 1.0, Corker 1.0, Hunt 1.0, Washington 1.0

Oilers 31.0, Opponents 39.0

TACKLES (Solo-Assists-Total)

Hunt (61-24-85), Bingham (63-21-84), Brazile (46-20-66), Perry (37-12-49), Reinfeldt (32-10-42), Riley (27-15-42), Stensrud (21-12-33), Baker (22-10-32), Kennard (20-9-29), Tullis (19-6-25), J. C. Wilson (21-4-25), Hartwig (22-2-24), Skaugstad (13-8-21), Stemrick (17-3-20), Thompson (13-3-16), Taylor (12-3-15), Bethea (10-4-14), Washington (9-5-14), Kay (9-2-11), Abraham (2-1-3)

Oilers (476-174-650)

PASSING	Att	Cmp	Pct	Yards	Yds/Att	TD	Int	Lg	Sk/Yds	Rating
Nielsen	161	87	54.0	1005	6.24	6	8	46	12/92	64.8
Manning LG	132	67	50.8	880	6.67	6	8	54t	29/234	62.1
Manning TM	125	66	52.8	877	7.02	6	6	54t	27/216	71.3
Campbell	1	0	0.0	0	0.0	0	1	0	0/0	0.0
Oilers	**287**	**153**	**53.3**	**1882**	**6.56**	**12**	**15**	**54t**	**39/308**	**66.0**
Opponents	**284**	**179**	**63.0**	**2453**	**8.64**	**18**	**3**	**62t**	**31/240**	**107.3**

USUAL STARTING LINEUP

OFFENSE

WR	Harold Bailey (80)
LT	John Schuhmacher (62)
LG	Ralph Williams (68)
	Mike Munchak (63)
C	David Carter (58)
RG	Ed Fisher (60)
RT	Morris Towns (76)
TE	Dave Casper (87)
WR	Mike Renfro (82)
	Mike Holston (84)
QB	Archie Manning (8)
	Gifford Nielsen (14)
RB	Earl Campbell (34)
FB	Stan Edwards (35)

DEFENSE

LE	Ken Kennard (71)
NT	Mike Stensrud (67)
RE	Jesse Baker (75)
OLB	Avon Riley (53)
ILB	Gregg Bingham (54)
ILB	Daryl Hunt (50)
OLB	**Robert Brazile (52)**
LCB	J. C. Wilson (33)
RCB	Greg Stemrick (27)
SS	Carter Hartwig (36)
	Vernon Perry (32)
FS	Mike Reinfeldt (37)

SPECIALISTS

K	Florian Kempf (4)
P	John James (6)
	Cliff Parsley (18)

Pro Bowl

GM: Ladd Herzeg; **Head Coach:** Ed Biles
Asst. Coaches: Jim Shofner (off. coord.), Bill Allerheiligen (strength & cond.), Andy Bourgeois (WR), Ray Callahan (OL), Bob Gambold (DB), Ken Houston (def. asst.), Elijah Pitts (off. backs), Dick Selcer (LB), Ralph Staub (DL)

AMERICAN FOOTBALL CONFERENCE STANDINGS

	AFC	W	L	T	PCT.
*	L.A. Raiders	8	1	0	.889
*	Miami	7	2	0	.778
*	Cincinnati	7	2	0	.778
*	Pittsburgh	6	3	0	.667
*	San Diego	6	3	0	.667
*	N.Y. Jets	6	3	0	.667
*	New England	5	4	0	.556
*	Cleveland	4	5	0	.444
	Buffalo	4	5	0	.444
	Seattle	4	5	0	.444
	Kansas City	3	6	0	.333
	Denver	2	7	0	.222
	Houston	**1**	**8**	**0**	**.111**
	Baltimore	0	8	1	.056

NATIONAL FOOTBALL CONFERENCE STANDINGS

	NFC	W	L	T	PCT.
*	Washington	8	1	0	.889
*	Dallas	6	3	0	.667
*	Green Bay	5	3	1	.611
*	Minnesota	5	4	0	.556
*	Atlanta	5	4	0	.556
*	St. Louis	5	4	0	.556
*	Tampa Bay	5	4	0	.556
*	Detroit	4	5	0	.444
	New Orleans	4	5	0	.444
	N.Y. Giants	4	5	0	.444
	San Francisco	3	6	0	.333
	Chicago	3	6	0	.333
	Philadelphia	3	6	0	.333
	L.A. Rams	2	7	0	.222

* Playoff Participant

1981 SEASON (7-9 REGULAR SEASON, 0-0 PLAYOFFS) • 3RD PLACE AFC CENTRAL

DATE	OPPONENT	SCORE	W/L	ATT
Sep. 6	at L.A. Rams	27-20	W	63,198
Sep. 13	at Cleveland	9-3	W	79,483
Sep. 20	MIAMI	10-16	L	47,379
Sep. 27	at NY Jets	17-33	L	50,309
Oct. 4	CINCINNATI	17-10	W	44,350
Oct. 11	SEATTLE	35-17	W	42,671
Oct. 18	at New England	10-38	L	60,474
Oct. 26	at Pittsburgh	13-26	L	52,732
Nov. 1	at Cincinnati	21-34	L	54,736
Nov. 8	OAKLAND	17-16	W	45,519
Nov. 15	at Kansas City	10-23	L	73,984
Nov. 22	NEW ORLEANS	24-27	L	49,581
Nov. 29	ATLANTA	27-31	L	40,201
Dec. 3	CLEVELAND	17-13	W	44,502
Dec. 13	at San Francisco	6-28	L	55,707
Dec. 20	PITTSBURGH	21-20	W	41,056

	TITANS	OPP
Total First Downs	**241**	**325**
Rushing	103	138
Passing	124	162
Penalty	14	25
3rd Down: Made/Att	69/212	102/235
3rd Down Pct.	32.5	43.4
4th Down: Made/Att	--	--
4th Down Pct.	--	--
Possession Avg.	**27:56**	**32:04**
Total Net Yards	**4511**	**5726**
Avg. Per Game	281.9	357.9
Total Plays	947	1084
Avg. Per Play	4.8	5.3
Net Yards Rushing	**1734**	**2411**
Avg. Per Game	108.4	150.7
Total Rushes	466	549
Net Yards Passing	**2777**	**3315**
Avg. Per Game	173.6	207.2
Sacked/Yards Lost	40/342	33/239
Gross Yards	3119	3554
Att./Comp.	441/258	502/295
Completion Pct.	58.5	58.8
Had Intercepted	23	18
Punts/Average	**79/39.7**	**70/41.9**
Net Punting Avg.	**79/34.4**	**70/33.9**
Penalties/Yards	**93/825**	**92/838**
Fumbles/Ball Lost	**33/21**	**20/13**
Touchdowns	**34**	**39**
Rushing	11	16
Passing	21	22
Returns	2	1

BY PERIODS	1	2	3	4	OT	PTS
Oilers	**47**	**66**	**55**	**113**	**0**	**281**
Opponents	**73**	**93**	**105**	**84**	**0**	**355**

SCORING	TD	RU	PA	RT	PAT	FG	S	TP
Fritsch	0	0	0	0	32/34	15/22	0	77
Campbell	10	10	0	0			0	60
Casper	8	0	8	0			0	48
Burrough	7	0	7	0			0	42
Holston	2	0	2	0			0	12
Armstrong	1	0	1	0			0	6
Barber	1	0	1	0			0	6
Carpenter	1	0	1	0			0	6
Coleman	1	1	0	0			0	6
Renfro	1	0	1	0			0	6
Roaches	1	0	0	1			0	6
Tullis	1	0	0	1			0	6
Oilers	**34**	**11**	**21**	**2**	**32/34**	**15/22**	**0**	**281**
Opponents	**39**	**16**	**22**	**1**	**38/39**	**27/42**	**1**	**355**

RUSHING	No	Yds	Avg	Lg	TD
Campbell	361	1376	3.8	43	10
Armstrong	31	146	4.7	18	0
Coleman	21	91	4.3	30	1
Carpenter	18	74	4.1	20	0
T. Wilson	13	35	2.7	7	0
Reaves	6	13	2.2	13	0
Nielsen	6	2	0.3	4	0
Stabler	10	-3	-0.3	4	0
Oilers	**466**	**1734**	**3.7**	**43**	**11**
Opponents	**549**	**2411**	**4.4**	**56**	**16**

RECEIVING	No	Yds	Avg	Lg	TD
Burrough	40	668	16.7	71t	7
Renfro	39	451	11.6	43	1
Campbell	36	156	4.3	17	0
Casper	33	572	17.3	52t	8
Armstrong	29	278	9.6	48	1
Holston	27	427	15.8	50t	2
Coleman	19	211	11.1	24	0
Barber	13	190	14.6	35	1
Carpenter	13	80	6.2	33t	1
T. Wilson	5	33	6.6	11	0
Smith	2	37	18.5	25	0
Brooks LG	3	37	12.3	21	0
Brooks TM	2	16	8.0	16	0
Smith	2	37	18.5	25	0
Oilers	**258**	**3119**	**12.1**	**71t**	**21**
Opponents	**295**	**3554**	**12.0**	**67t**	**22**

INTERCEPTIONS	No	Yds	Avg	Lg	TD
Stemrick	3	94	31.3	38	0
Hartwig	3	78	26.0	36	0
Kay	2	47	23.5	30	0
Perry	2	46	23.0	34	0
Bingham	2	20	10.0	17	0
Reinfeldt	2	18	9.0	16	0
Brazile	2	7	3.5	7	0
Washington	1	19	19.0	19	0
J.C. Wilson	1	1	1.0	1	0
Oilers	**18**	**330**	**18.3**	**38**	**0**
Opponents	**23**	**289**	**12.6**	**49**	**0**

PUNTING	No	Yds	Avg	Net	TB	In	Lg	B
Parsley	79	3137	39.7	34.4	3	17	62	0
Oilers	**79**	**3137**	**39.7**	**34.4**	**3**	**17**	**62**	**0**
Opponents	**70**	**2935**	**41.9**	**33.9**	**12**	**17**	**65**	**1**

PUNT RETURNS	No	FC	Yds	Avg	Lg	TD
Roaches	39	4	296	7.6	40	0
Tullis	2	0	29	14.5	16	0
Oilers	**41**	**4**	**325**	**7.9**	**40**	**0**
Opponents	**47**	**19**	**360**	**7.7**	**26**	**0**

KICKOFF RETURNS	No	Yds	Avg	Lg	TD
Roaches	28	769	27.5	96t	1
Tullis	32	779	24.3	95t	1
T. Wilson	3	41	13.7	23	0
Armstrong	3	36	12.0	18	0
Hunt	3	19	6.3	11	0
J.C. Wilson	2	27	13.5	14	0
Riley	1	51	51.0	51	0
Oilers	**72**	**1722**	**23.9**	**96t**	**2**
Opponents	**59**	**1201**	**20.4**	**34**	**0**

FIELD GOALS	1-19	20-29	30-39	40-49	50+
Fritsch	0/0	3/4	4/4	7/13	1/1
Oilers	**0/0**	**3/4**	**4/4**	**7/13**	**1/1**
Opponents	**4/4**	**4/5**	**8/11**	**10/18**	**1/4**

Fritsch: (50G, 41G, 44B) (42G, 27G, 36G) (40G) (38G) (49N, 48G) () (42G) (34G, 42N, 44G) (44N) (23G, 22N) (21G) (49G) () (32G, 41N) () (47N)
Opponents: (35G, 29N, 36G) (36B, 50B, 29G, 41N) (42G, 37G, 47N, 27G) (41G) (45G, 48N, 36N) (41G, 47N) (32N, 21G) (19G, 19G) (51G, 30G) (51N, 29G, 42G, 43G, 47N) (37G, 42G, 38G) (41B, 46G, 42G) (36G, 54N, 46N) (18G, 19G, 47N) () (40G, 37G)

SACKS

Baker 10.0, Dorris 5.0, Stensrud 4.0, Kennard 3.5, Bethea 2.0, Brazile 6.0, Washington 2.0, Hunt 1.5, Bingham 1.0, Reinfeldt 1.0, Stringer 1.0, Skaugstad 0.5, Thompson 0.5
Oilers 33.0, Opponents 40.0

TACKLES (Solo-Assists-Total)

Bingham (112-60-172), Hunt (81-46-127), Brazile (72-40-112), Perry (74-27-101), Kennard (62-29-91), Reinfeldt (49-34-83), Washington (53-21-74), J.C. Wilson (43-19-62), Baker (42-18-60), Dorris (33-27-60), Bethea (29-30-59), Stensrud (28-20-48), Stemrick (34-11-45), Skaugstad (20-18-38), Stringer (15-6-21), Thompson (13-5-18), Hartwig (10-7-17), Kay (13-4-17), Riley (6-8-14), Corker (3-2-5)
Oilers (792-432-1224)

PASSING	Att	Cmp	Pct	Yards	Yds/Att	TD	Int	Lg	Sk/Yds	Rating
Stabler	285	165	57.9	1988	6.98	14	18	71t	29/254	69.5
Nielsen	93	60	64.5	709	7.62	5	3	44	8/61	92.1
J. Reaves	61	31	50.8	379	6.21	2	2	51t	3/27	67.6
Parsley	2	2	100.0	43	21.50	0	0	31	0/0	118.8
Oilers	**441**	**258**	**58.5**	**3119**	**7.07**	**21**	**23**	**71t**	**40/342**	**74.4**
Opponents	**502**	**295**	**58.8**	**3554**	**7.08**	**22**	**18**	**67t**	**33/239**	**80.2**

USUAL STARTING LINEUP

OFFENSE

WR	Ken Burrough (00)
LT	**Leon Gray (74)**
LG	John Schuhmacher (68)
C	David Carter (58)
RG	Ed Fisher (60)
RT	Morris Towns (76)
TE	Mike Barber (86)
	Dave Casper (87)
WR	Mike Renfro (82)
	Mike Holston (84)
QB	Ken Stabler (12)
RB	**Earl Campbell (34)**
FB	Tim Wilson (45)

DEFENSE

LE	Andy Dorris (69)
NT	Ken Kennard (71)
RE	Elvin Bethea (65)
OLB	Ted Washington (59)
ILB	Gregg Bingham (54)
ILB	Daryl Hunt (50)
OLB	**Robert Brazile (52)**
LCB	J.C. Wilson (33)
RCB	Greg Stemrick (27)
SS	Vernon Perry (32)
FS	Mike Reinfeldt (37)

SPECIALISTS

K	Toni Fritsch (16)
P	Cliff Parsley (18)

ADDITIONAL PRO BOWL
Carl Roaches

Pro Bowl

GM: Ladd Herzeg; **Head Coach:** Ed Biles
Asst. Coaches: Jim Shofner (off. coord.), Dick Nolan (def. coord.), Andy Bourgeois (WR), Ray Callahan (OL), Joe Galat (DL), Bob Gambold (DB), Elijah Pitts (off. backs), Dick Selcer (LB)

AMERICAN FOOTBALL CONFERENCE STANDINGS

AFC EAST	W	L	T	PCT.
Miami	11	4	1	.719
* N.Y. Jets	10	5	1	.656
* Buffalo	10	6	0	.625
Baltimore	2	14	0	.125
New England	2	14	0	.125
AFC CENTRAL	**W**	**L**	**T**	**PCT.**
Cincinnati	12	4	0	.750
Pittsburgh	8	8	0	.500
Houston	**7**	**9**	**0**	**.438**
Cleveland	5	11	0	.313
AFC WEST	**W**	**L**	**T**	**PCT.**
San Diego	10	6	0	.625
Denver	10	6	0	.625
Kansas City	9	7	0	.563
Oakland	7	9	0	.438
Seattle	6	10	0	.375

NATIONAL FOOTBALL CONFERENCE STANDINGS

NFC EAST	W	L	T	PCT.
Dallas	12	4	0	.750
* Philadelphia	10	6	0	.625
* N.Y. Giants	9	7	0	.563
Washington	8	8	0	.500
St. Louis	7	9	0	.438
NFC CENTRAL	**W**	**L**	**T**	**PCT.**
Tampa Bay	9	7	0	.563
Detroit	8	8	0	.500
Green Bay	8	8	0	.500
Minnesota	7	9	0	.438
Chicago	6	10	0	.375
NFC WEST	**W**	**L**	**T**	**PCT.**
San Francisco	10	6	0	.625
Atlanta	7	9	0	.438
Los Angeles	6	10	0	.375
New Orleans	4	12	0	.250

* Wild Card for Playoffs

1980 SEASON (11-5 REGULAR SEASON, 0-1 PLAYOFFS) • 1ST PLACE AFC CENTRAL (TIED)

DATE	OPPONENT	SCORE	W/L	ATT
Sep. 7	at Pittsburgh	17-31	L	54,386
Sep. 15	at Cleveland	16-7	W	80,243
Sep. 21	BALTIMORE	21-16	W	47,878
Sep. 28	at Cincinnati	13-10	W	50,413
Oct. 5	SEATTLE	7-26	L	46,860
Oct. 12	at Kansas City	20-21	L	75,048
Oct. 19	TAMPA BAY	20-14	W	48,167
Oct. 26	CINCINNATI	23-3	W	49,189
Nov. 2	at Denver	20-16	W	74,717
Nov. 10	NEW ENGLAND	38-34	W	51,524
Nov. 16	at Chicago	10-6	W	59,390
Nov. 23	at NY Jets	28-31*	L	52,358
Nov. 30	CLEVELAND	14-17	L	61,514
Dec. 4	PITTSBURGH	6-0	W	53,960
Dec. 14	at Green Bay	22-3	W	53,201
Dec. 21	MINNESOTA	20-16	W	51,064
Dec. 28	**at Oakland**	**7-27**	**L**	**52,762**

* Overtime

	TITANS	OPP
Total First Downs	**329**	**259**
Rushing	155	94
Passing	152	147
Penalty	22	18
3rd Down: Made/Att	92/211	76/211
3rd Down Pct.	43.6	36.0
4th Down: Made/Att	--	--
4th Down Pct.	--	--
Possession Avg.	**33:16**	**26:44**
Total Net Yards	**5642**	**4612**
Avg. Per Game	352.6	288.3
Total Plays	1063	932
Avg. Per Play	5.3	4.9
Net Yards Rushing	**2635**	**1811**
Avg. Per Game	164.7	113.2
Total Rushes	573	444
Net Yards Passing	**3007**	**2801**
Avg. Per Game	187.9	175.1
Sacked/Yards Lost	27/264	34/252
Gross Yards	3271	3053
Att./Comp.	463/296	454/246
Completion Pct.	63.9	54.2
Had Intercepted	28	26
Punts/Average	**67/40.7**	**78/40.9**
Net Punting Avg.	**67/32.4**	**78/34.2**
Penalties/Yards	**101/838**	**101/758**
Fumbles/Ball Lost	**33/19**	**22/13**
Touchdowns	**34**	**27**
Rushing	18	8
Passing	15	16
Returns	1	3

BY PERIODS	1	2	3	4	OT	PTS
Oilers	**25**	**83**	**83**	**105**	**0**	**295**
Opponents	**63**	**85**	**34**	**66**	**3**	**251**

SCORING	TD	RU	PA	RT	PAT	FG	S	TP
Fritsch	0	0	0	0	26/27	19/24	0	83
Campbell	13	13	0	0			0	78
Barber	5	0	5	0			0	30
Casper LG	4	0	4	0			0	24
Caster TM	3	0	3	0			0	18
Marcol LG	1	0	0	1	18/10	3/4	0	23
Marcol TM	0	0	0	0	1/3	1/1	0	4
Carpenter	3	3	0	0			0	18
Caster	3	0	3	0			0	18
Johnson	2	0	2	0			0	12
T. Wilson	2	1	1	0			0	12
Coleman	1	1	0	0			0	6
Corker	1	0	0	1			0	6
Renfro	1	0	1	0			0	6
Thompson	0	0	0	0	4/4	0/0	0	4
Oilers	**34**	**18**	**15**	**1**	**31/34**	**20/25**	**0**	**295**
Opponents	**27**	**8**	**16**	**3**	**26/27**	**21/29**	**0**	**251**

RUSHING	No	Yds	Avg	Lg	TD
Campbell	373	1934	5.2	55t	13
Carpenter	97	359	3.7	46	3
T. Wilson	66	257	3.9	15	1
Coleman	14	82	5.9	27	1
Renfro	1	12	12.0	12	0
Casper LG	2	8	4.0	6	0
Casper TM	2	8	4.0	6	0
Clark	1	3	3.0	3	0
Barber	1	1	1.0	1	0
Johnson	2	1	0.5	4	0
Nielsen	1	0	0.0	0	0
Stabler	15	-22	-1.5	0	0
Oilers	**573**	**2635**	**4.6**	**55t**	**18**
Opponents	**444**	**1811**	**4.1**	**58**	**8**

RECEIVING	No	Yds	Avg	Lg	TD
Barber	59	712	12.1	79t	5
Carpenter	43	346	8.0	25	0
Renfro	35	459	13.1	42	1
Casper LG	56	796	14.2	43	4
Casper TM	34	526	15.5	43	3
Johnson	31	343	11.1	57t	2
T. Wilson	30	170	5.7	13	1
Caster	27	341	12.6	68t	3
Coleman	16	168	10.5	27	0
Campbell	11	47	4.3	10	0
Burrough	4	91	22.8	54	0
Groth	4	47	11.8	18	0
Smith	2	21	10.5	13	0
Oilers	**296**	**3271**	**11.1**	**79t**	**15**
Opponents	**246**	**3053**	**12.4**	**50t**	**16**

INTERCEPTIONS	No	Yds	Avg	Lg	TD
Tatum	7	100	14.3	35	0
Perry	5	85	17.0	42	0
Reinfeldt	4	36	9.0	23	0
Stemrick	4	25	6.3	15	0
Brazile	2	38	19.0	33	0
J. Wilson	2	26	13.0	26	0
Henderson LG	1	3	3.0	3	0
Henderson TM	1	3	3.0	3	0
Hartwig	1	0	0.0	0	0
Oilers	**26**	**313**	**12.0**	**42**	**0**
Opponents	**28**	**424**	**15.1**	**82t**	**2**

PUNTING	No	Yds	Avg	Net	TB	In	Lg	B
Parsley	67	2727	40.7	32.4	8	19	57	0
Marcol LG	1	33	33.0	13.0	1	0	33	0
Oilers	**67**	**2727**	**40.7**	**32.4**	**8**	**19**	**57**	**0**
Opponents	**78**	**3193**	**40.9**	**34.2**	**7**	**15**	**57**	**0**

PUNT RETURNS	No	FC	Yds	Avg	Lg	TD
Roaches	47	6	384	8.2	68	0
Groth	1	0	0	0.0	0	0
Bingham	0	2	--	--	0	0
Oilers	**48**	**8**	**384**	**8.0**	**68**	**0**
Opponents	**40**	**9**	**394**	**9.9**	**50**	**0**

KICKOFF RETURNS	No	Yds	Avg	Lg	TD
Roaches	37	746	20.2	46	0
Groth	12	216	18.0	27	0
Barber	1	12	12.0	12	0
Carpenter	1	7	7.0	7	0
Bingham	1	0	0.0	0	0
Smith	1	0	0.0	0	0
Oilers	**53**	**981**	**18.5**	**46**	**0**
Opponents	**68**	**1265**	**18.6**	**63**	**0**

FIELD GOALS	1-19	20-29	30-39	40-49	50+
Fritsch	1/1	7/9	7/8	4/6	0/0
Marcol LG	0/0	1/1	0/1	2/2	0/0
Marcol TM	0/0	1/1	0/0	0/0	0/0
Oilers	**1/1**	**8/10**	**7/8**	**4/6**	**0/0**
Opponents	**0/0**	**12/12**	**5/7**	**3/7**	**1/3**

Fritsch: (31G) (25G, 29G, 17G) () (27G, 29G) () (41G, 46G) (21G, 33G, 49N) (33G, 46G, 30G) () (45G) (29N, 29G) (29N) (38N) (37G, 33G) () (23G, 31G, 48B)
Marcol: () () () () () () () () () () () () () () () (27G) ()
Opponents: (49N, 27G) () (30G, 23G, 29G) (26G) (32G, 33G, 50G, 44G, 40N) (53N) () (23G, 43N) (45G, 20G, 28G) (26G, 44G, 40N) (53N) () (23G, 43N) (45G, 20G, 28G) (26G, 44G, 32B) (27G, 22G) (36N, 38G) (50N, 25G) (42N) (28G) (38G)

SACKS

Stensrud 7.0, Baker 6.5, Brazile 6.5, Washington 4.0, Bethea 2.0, Bingham 1.0, Henderson 1.0, Kennard 0.5
Oilers 34.0, Opponents 27.0

TACKLES (Solo-Assists-Total)

Bingham (112-100-212), Brazile (73-68-141), Perry (55-56-111), Reinfeldt (61-48-109), Washington (60-38-98), Wilson (55-39-94), Bethea (40-37-77), Hunt (34-43-77), Dorris (34-34-68) Kennard (26-40-66), Stringer (26-29-55), Stensrud (32-23-55), Stemrick (33-15-48), Baker (25-19-44), Tatum (15-9-24), Thompson (6-13-19), Henderson (11-7-18), Hartwig (4-2-6)
Oilers (702-620-1322)

PASSING	Att	Cmp	Pct	Yards	Yds/Att	TD	Int	Lg	Sk/Yds	Rating
Stabler	457	293	64.1	3202	7.01	13	28	79t	27/264	68.7
Campbell	2	1	50.0	57	28.50	1	0	57t	0/0	135.4
Nielsen	4	2	50.0	12	3.00	1	0	8t	0/0	95.8
Oilers	**463**	**296**	**63.9**	**3271**	**7.06**	**15**	**28**	**79t**	**27/264**	**70.4**
Opponents	**454**	**246**	**54.2**	**3053**	**6.72**	**16**	**26**	**50t**	**34/252**	**63.1**

USUAL STARTING LINEUP

OFFENSE

WR	Billy Johnson (84)
or **TE**	**Dave Casper (87)**
LT	Leon Gray (74)
LG	Bob Young
C	Carl Mauck
RG	Ed Fisher (60)
RT	Morris Towns (76)
TE	Mike Barber (86)
WR	Mike Renfro (82)
QB	Ken Stabler (12)
RB	**Earl Campbell (34)**
FB	Tim Wilson (45)

DEFENSE

LE	Andy Dorris (69)
NT	Ken Kennard (71)
RE	Elvin Bethea (65)
OLB	Ted Washington (59)
ILB	Art Stringer (56)
	Daryl Hunt (50)
ILB	Gregg Bingham (54)
OLB	Robert Brazile (52)
LCB	J.C. Wilson (33)
RCB	**Greg Stemrick (27)**
SS	Vernon Perry (32)
FS	Mike Reinfeldt (37)

SPECIALISTS

K	Toni Fritsch (16)
P	Cliff Parsley (18)

Pro Bowl
All-Pro

GM/Head Coach: Bum Phillips
Asst. Coaches: Ed Biles (def. coord.), Andy Bourgeois (off. backs), Joe Bugel (off. line), King Hill (WR/QB), Wade Phillips (DL), Bob Gambold (DB), John Paul Young (ST/LB)

AMERICAN FOOTBALL CONFERENCE STANDINGS

AFC EAST	W	L	T	PCT.
Buffalo	11	5	0	.688
New England	10	6	0	.625
Miami	8	8	0	.500
Baltimore	7	9	0	.438
N.Y. Jets	4	12	0	.250
AFC CENTRAL	**W**	**L**	**T**	**PCT.**
Cleveland	11	5	0	.688
* **Houston**	**11**	**5**	**0**	**.688**
Pittsburgh	9	7	0	.563
Cincinnati	6	10	0	.375
AFC WEST	**W**	**L**	**T**	**PCT.**
San Diego	11	5	0	.688
* Oakland	11	5	0	.688
Kansas City	8	8	0	.500
Denver	8	8	0	.500
Seattle	4	12	0	.250

NATIONAL FOOTBALL CONFERENCE STANDINGS

NFC EAST	W	L	T	PCT.
Philadelphia	12	4	0	.750
* Dallas	12	4	0	.750
Washington	6	10	0	.375
St. Louis	5	11	0	.313
N.Y. Giants	4	12	0	.250
NFC CENTRAL	**W**	**L**	**T**	**PCT.**
Minnesota	9	7	0	.563
Detroit	10	6	0	.625
Chicago	7	9	0	.438
Tampa Bay	5	10	1	.344
Green Bay	5	10	1	.344
NFC WEST	**W**	**L**	**T**	**PCT.**
Atlanta	12	4	0	.750
* Los Angeles	11	5	0	.688
San Francisco	6	10	0	.375
New Orleans	1	15	0	.063

* Wild Card for Playoffs

1979 SEASON (11-5 REGULAR SEASON, 2-1 PLAYOFFS) • 2ND PLACE AFC CENTRAL

DATE	OPPONENT	SCORE	W/L	ATT
Sep. 2	at Washington	29-27	W	54,582
Sep. 9	at Pittsburgh	7-38	L	49,792
Sep. 16	KANSAS CITY	20-6	W	45,684
Sep. 23	at Cincinnati	30-27*	W	45,615
Sep. 30	CLEVELAND	31-10	W	48,915
Oct. 7	ST. LOUIS	17-24	L	53,043
Oct. 14	at Baltimore	28-16	W	45,021
Oct. 21	at Seattle	14-34	L	60,705
Oct. 28	NY JETS	27-24*	W	45,825
Nov. 5	at Miami	9-6	W	70,273
Nov. 11	OAKLAND	31-17	W	48,614
Nov. 18	CINCINNATI	42-21	W	49,829
Nov. 22	at Dallas	30-24	W	63,897
Dec. 2	at Cleveland	7-14	L	69,112
Dec. 10	PITTSBURGH	20-17	W	55,293
Dec. 16	PHILADELPHIA	20-26	L	49,407
Dec. 23	**DENVER**	**13-7**	**W**	**48,776**
Dec. 29	**at San Diego**	**17-14**	**W**	**51,192**
Jan. 6	**at Pittsburgh**	**13-27**	**L**	**50,475**

* Overtime

	TITANS	OPP
Total First Downs	**268**	**304**
Rushing	149	125
Passing	100	158
Penalty	19	21
3rd Down: Made/Att	107/253	97/226
3rd Down Pct.	42.3	42.9
4th Down: Made/Att	--	--
4th Down Pct.	--	--
Possession Avg.	**30:42**	**29:18**
Total Net Yards	**4827**	**4990**
Avg. Per Game	301.7	311.9
Total Plays	1034	1038
Avg. Per Play	4.7	4.8
Net Yards Rushing	**2571**	**2225**
Avg. Per Game	160.7	139.1
Total Rushes	616	522
Net Yards Passing	**2256**	**2765**
Avg. Per Game	141.0	172.8
Sacked/Yards Lost	32/238	51/421
Gross Yards	2494	3186
Att./Comp.	386/195	465/242
Completion Pct.	50.5	52.0
Had Intercepted	21	34
Punts/Average	**93/40.6**	**73/41.0**
Net Punting Avg.	**93/31.7**	**73/35.8**
Penalties/Yards	**109/942**	**103/920**
Fumbles/Ball Lost	**31/11**	**29/16**
Touchdowns	**43**	**40**
Rushing	24	19
Passing	17	18
Returns	2	3

BY PERIODS	1	2	3	4	OT	PTS
Oilers	**58**	**144**	**81**	**73**	**6**	**362**
Opponents	**81**	**87**	**50**	**113**	**0**	**331**

SCORING	TD	RU	PA	RT	PAT	FG	S	TP
Campbell	19	19	0	0			0	114
Fritsch	0	0	0	0	41/43	21/25	0	104
Burrough	6	0	6	0			0	36
Carpenter	4	3	1	0			0	24
Barber	3	0	3	0			0	18
T. Wilson	3	2	1	0			0	18
Renfro	2	0	2	0			0	12
Baker	1	0	0	1			0	6
Caster	1	0	1	0			0	6
Coleman	1	0	1	0			0	6
Johnson	1	0	1	0			0	6
Merkens	1	0	1	0			0	6
J.C. Wilson	1	0	0	1			0	6
Oilers	**43**	**24**	**17**	**2**	**41/43**	**21/25**	**0**	**362**
Opponents	**40**	**19**	**18**	**3**	**37/40**	**18/28**	**0**	**331**

RUSHING	No	Yds	Avg	Lg	TD
Campbell	368	1697	4.6	61t	19
Carpenter	92	355	3.9	13	3
T. Wilson	84	319	3.8	19	2
Coleman	21	81	3.9	10	0
Clark	22	51	2.3	7	0
Caster	4	25	6.3	10	0
Pastorini	15	23	1.5	14	0
King	3	9	3.0	4	0
Nielsen	5	7	1.4	7	0
Barber	2	4	2.0	6	0
Oilers	**616**	**2571**	**4.2**	**61t**	**24**
Opponents	**522**	**2225**	**4.3**	**40**	**19**

RECEIVING	No	Yds	Avg	Lg	TD
Burrough	40	752	18.8	55t	6
T. Wilson	29	208	7.2	24t	1
Barber	27	377	14.0	37t	3
Caster	18	239	13.3	36	1
Renfro	16	323	20.2	49	2
Carpenter	16	116	7.3	22	1
Campbell	16	94	5.9	46	0
Coleman	12	114	9.5	17	1
Johnson	6	108	18.0	29	1
Clark	6	58	9.7	38	0
Rucker	4	40	10.0	16	0
Merkens	3	44	14.7	20	1
Ellender	1	15	15.0	15	0
Groth	1	6	6.0	6	0
Oilers	**195**	**2494**	**12.8**	**55t**	**17**
Opponents	**242**	**3186**	**13.2**	**56t**	**18**

INTERCEPTIONS	No	Yds	Avg	Lg	TD
Reinfeldt	12	205	17.1	39	0
J.C.Wilson	6	135	22.5	66	1
Bingham	3	78	26.0	54	0
Perry	3	33	11.0	24	0
Stemrick	2	50	25.0	50	0
Brazile	2	45	22.5	26	0
Alexander	2	27	13.5	19	0
Hartwig	2	24	12.0	24	0
Stringer	2	21	10.5	21	0
Oilers	**34**	**618**	**18.2**	**66**	**1**
Opponents	**21**	**290**	**13.8**	**68**	**1**

PUNTING	No	Yds	Avg	Net	TB	In	Lg	B
Parsley	93	3777	40.6	31.7	5	14	59	0
Oilers	**93**	**3777**	**40.6**	**31.7**	**5**	**14**	**59**	**0**
Opponents	**73**	**2992**	**41.0**	**35.8**	**8**	**19**	**57**	**0**

PUNT RETURNS	No	FC	Yds	Avg	Lg	TD
Ellender	31	2	203	6.5	36	0
Johnson	4	0	17	4.3	16	0
Merkes	2	5	6	3.0	6	0
Coleman	1	0	-5	-5.0	-5	0
Thompson	0	1	0	0.0	0	0
Oilers	**38**	**8**	**221**	**5.8**	**36**	**0**
Opponents	**64**	**9**	**726**	**11.3**	**55t**	**1**

KICKOFF RETURNS	No	Yds	Avg	Lg	TD
Ellender	24	514	21.4	35	0
Coleman	16	321	20.1	27	0
Hartwig	13	238	18.3	37	0
Johnson	4	37	9.3	12	0
Carpenter	2	34	17.0	17	0
T. Wilson	2	30	15.0	15	0
Merkens	2	22	11.0	13	0
Groth	1	21	21.0	21	0
King	1	17	17.0	17	0
Caster	1	0	0.0	0	0
Stemrick	1	0	0.0	0	0
Oilers	**67**	**1234**	**18.4**	**37**	**0**
Opponents	**69**	**1310**	**19.0**	**58**	**0**

FIELD GOALS	1-19	20-29	30-39	40-49	50+
Fritsch	0/0	7/7	5/6	7/10	2/2
Oilers	**0/0**	**7/7**	**5/6**	**7/10**	**2/2**
Opponents	**0/0**	**2/3**	**8/12**	**5/9**	**3/4**

Fritsch: (41G, 46G, 26G) () (28G, 23G) (33G, 47G, 29G) (28G) (51G) () () (31N, 47G, 35G) (46G, 48N, 48G, 39G) (51G) () (27G) (43B) (44N, 24G, 34G) (44G, 37G)
Opponents: (37G, 39G, 70N) (45G, 42N) (27N) (52G, 48N, 55G, 32N) (44G, 32) (24G) (35N, 34G) (48G, 30G) (31G) (32G, 51G) (32G) () (44G) (36N, 41N) (37G, 41N) (22G,41G)

SACKS

Baker 15.5, Dorris 9.5, Washington 8.0, Brazile 5.0, Kennard 4.5, Culp 3.0, Stensrud 2.0, Bingham 1.0

Oilers 51.0, Opponents 32.0

TACKLES (Solo-Assists-Total)

Bingham (100-103-203), Brazile (86-58-144), Perry (55-56-111), Dorris (44-48-92), Stringer (59-32-91), Wilson (57-43,100), Reinfeldt (50-38-88), Washington (66-21-87), Culp (54-24-78), Bethea (34-31-65), Hunt (26-36-62), Stemrick (40-16-56), Baker (32-22-54), Thompson (22-13-35), Kennard (19-15-34), Hartwig (8-3-11), Stensrud ((5-3-8), Currier (5-1-6)

Oilers (762-560-1322)

PASSING	Att	Cmp	Pct	Yards	Yds/Att	TD	Int	Lg	Sk/Yds	Rating
Pastorini	324	163	50.3	2090	6.45	14	18	55t	29/212	62.1
G. Nielsen	61	32	52.5	404	6.62	3	3	41	3/26	69.3
Burrough	1	0	0.0	0	0.00	0	0	0	0/0	39.6
Oilers	**386**	**195**	**50.5**	**2494**	**6.46**	**17**	**21**	**55t**	**32/238**	**63.1**
Opponents	**465**	**242**	**52.0**	**3186**	**6.85**	**18**	**34**	**56t**	**51/421**	**56.4**

USUAL STARTING LINEUP

OFFENSE

WR	Ken Burrough (00)
LT	**Leon Gray (74)**
LG	Conway Hayman (70)
C	Carl Mauck (55)
RG	Ed Fisher (60)
RT	Morris Towns (76)
TE	Mike Barber (86)
WR	Rich Caster (88)
QB	Dan Pastorini (7)
RB	**Earl Campbell (34)**
FB	Tim Wilson (45)

DEFENSE

LE	Andy Dorris (69)
NT	Curley Culp (78)
RE	**Elvin Bethea (65)**
OLB	Ted Washington (59)
ILB	Gregg Bingham (54)
ILB	Art Stringer (56)
	Daryl Hunt (50)
OLB	**Robert Brazile (52)**
LCB	J.C. Wilson (33)
RCB	Greg Stemrick (27)
SS	Vernon Perry (32)
FS	**Mike Reinfeldt (37)**

SPECIALISTS

K	**Toni Fritsch (16)**
P	Cliff Parsley (18)

NFL MOST VALUABLE PLAYER
Earl Campbell

Pro Bowl
All-Pro

GM/Head Coach: Bum Phillips
Asst. Coaches: Ed Biles (def. coord./LB), Andy Bourgeois (off. backs), Joe Bugel (off. line), King Hill (WR), Wade Phillips (DL), Bob Gambold (DB), John Paul Young (ST)

AMERICAN FOOTBALL CONFERENCE STANDINGS

AFC EAST	W	L	T	PCT.
Miami	10	6	0	.625
New England	9	7	0	.563
N.Y. Jets	8	8	0	.500
Buffalo	7	9	0	.438
Baltimore	5	11	0	.313
AFC CENTRAL	**W**	**L**	**T**	**PCT.**
Pittsburgh	12	4	0	.750
* **Houston**	**11**	**5**	**0**	**.688**
Cleveland	9	7	0	.563
Cincinnati	4	12	0	.250
AFC WEST	**W**	**L**	**T**	**PCT.**
San Diego	12	4	0	.750
* Denver	10	6	0	.625
Seattle	9	7	0	.563
Oakland	9	7	0	.563
Kansas City	7	9	0	.438

NATIONAL FOOTBALL CONFERENCE STANDINGS

NFC EAST	W	L	T	PCT.
Dallas	11	5	0	.688
* Philadelphia	11	5	0	.688
Washington	10	6	0	.625
N.Y. Giants	6	10	0	.375
St. Louis	5	11	0	.313
AFC CENTRAL	**W**	**L**	**T**	**PCT.**
Tampa Bay	10	6	0	.625
* Chicago	10	6	0	.625
Minnesota	7	9	0	.438
Green Bay	5	11	0	.313
Detroit	2	14	0	.125
AFC WEST	**W**	**L**	**T**	**PCT.**
Los Angeles	9	7	0	.563
New Orleans	8	8	0	.500
Atlanta	6	10	0	.375
San Francisco	2	14	0	.125

* Wild Card for Playoffs

1978 SEASON (10-6 REGULAR SEASON, 2-1 PLAYOFFS) • 2ND PLACE AFC CENTRAL

DATE	OPPONENT	SCORE	W/L	ATT
Sep. 3	at Atlanta	14-20	L	57,328
Sep. 10	at Kansas City	20-17	W	40,213
Sep. 17	SAN FRANCISCO	20-19	W	46,161
Sep. 24	LOS ANGELES	6-10	L	45,749
Oct. 1	at Cleveland	16-13	W	72,776
Oct. 8	at Oakland	17-21	L	52,550
Oct. 15	BUFFALO	17-10	W	47,727
Oct. 23	at Pittsburgh	24-17	W	48,021
Oct. 29	at Cincinnati	13-28	L	50,532
Nov. 5	CLEVELAND	14-10	W	45,827
Nov. 12	at New England	26-23	W	60,356
Nov. 20	MIAMI	35-30	W	50,290
Nov. 26	CINCINNATI	17-10	W	43,245
Dec. 3	PITTSBURGH	3-13	L	54,261
Dec. 10	at New Orleans	17-12	W	63,169
Dec. 17	SAN DIEGO	24-45	L	49,554
Dec. 24	**at Miami**	**17-9**	**W**	**70,036**
Dec. 31	**at New England**	**31-14**	**W**	**61,297**
Jan. 7	**at Pittsburgh**	**5-34**	**L**	**49,417**

* Overtime

	TITANS	OPP
Total First Downs	**276**	**292**
Rushing	135	120
Passing	119	144
Penalty	22	28
3rd Down: Made/Att	100/232	90/225
3rd Down Pct.	43.1	40.0
4th Down: Made/Att	--	--
4th Down Pct.	--	--
Possession Avg.	**29:44**	**30:16**
Total Net Yards	**4814**	**4914**
Avg. Per Game	300.9	307.1
Total Plays	993	1021
Avg. Per Play	4.8	4.8
Net Yards Rushing	**2476**	**2072**
Avg. Per Game	154.8	129.5
Total Rushes	603	556
Net Yards Passing	**2338**	**2842**
Avg. Per Game	146.1	177.6
Sacked/Yards Lost	17/135	37/283
Gross Yards	2473	3125
Att./Comp.	373/201	428/240
Completion Pct.	53.9	56.1
Had Intercepted	17	17
Punts/Average	**92/38.5**	**81/42.7**
Net Punting Avg.	**92/31.5**	**81/35.1**
Penalties/Yards	**102/833**	**99/940**
Fumbles/Ball Lost	**35/21**	**28/16**
Touchdowns	**35**	**34**
Rushing	19	14
Passing	16	17
Returns	0	3

BY PERIODS	1	2	3	4	OT	PTS
Oilers	**38**	**80**	**65**	**100**	**0**	**283**
Opponents	**43**	**119**	**67**	**69**	**0**	**298**

SCORING	TD	RU	PA	RT	PAT	FG	S	TP
Campbell	13	13	0	0			0	78
Fritsch	0	0	0	0	31/32	14/18	0	73
Carpenter	5	5	0	0			0	30
Caster	5	0	5	0			0	30
Barber	3	0	3	0			0	18
Burrough	2	0	2	0			0	12
Coleman	2	1	1	0			0	12
Renfro	2	0	2	0			0	12
Woods	2	0	2	0			0	12
T. Wilson	1	0	1	0			0	6
Oilers	**35**	**19**	**16**	**0**	**31/32**	**14/18**	**0**	**283**
Opponents	**34**	**14**	**17**	**3**	**33/34**	**19/32**	**2**	**298**

RUSHING	No	Yds	Avg	Lg	TD
Campbell	302	1450	4.8	81t	13
T. Wilson	126	431	3.4	24	0
Carpenter	82	348	4.2	20	5
Coleman	61	188	3.1	16	1
Caster	5	32	6.4	11	0
Barber	2	14	7.0	13	0
Pastorini	18	11	0.6	11	0
Renfro	1	9	9.0	9	0
Woods	2	4	2.0	5	0
Duncan	1	0	0.0	0	0
Burrough	3	-11	-3.7	1	0
Oilers	**603**	**2476**	**4.1**	**81t**	**19**
Opponents	**556**	**2072**	**3.7**	**65**	**14**

RECEIVING	No	Yds	Avg	Lg	TD
Burrough	47	642	13.3	44	2
Barber	32	513	16.0	72t	3
Renfro	26	339	13.0	58t	2
Caster	20	316	15.8	47t	5
Coleman	19	246	12.9	33	1
Carpeter	17	150	8.8	37	0
T. Wilson	15	91	6.1	14	1
Campbell	12	48	4.0	20	0
Woods	6	96	16.0	80t	2
Rucker	2	38	19.0	22	0
Duncan	2	0	0.0	0	0
B. Johnson	1	10	10.0	10	0
Merkens	1	6	6.0	6	0
Sampson	1	-4	-4.0	-4	0
Oilers	**201**	**2473**	**12.3**	**80t**	**16**
Opponents	**240**	**3125**	**13.0**	**58t**	**17**

INTERCEPTIONS	No	Yds	Avg	Lg	TD
Alexander	5	51	10.2	29	0
Stemrick	3	65	21.7	38	0
J.C.Wilson	2	10	5.0	10	0
Brazile	1	30	30.0	30	0
Stringer	1	20	20.0	20	0
Currier	1	8	8.0	8	0
Knoff	1	6	6.0	6	0
Whittington	1	6	6.0	6	0
Kiner	1	3	3.0	3	0
Reinfeldt	1	0	0.0	0	0
Oilers	**17**	**199**	**11.7**	**38**	**0**
Opponents	**17**	**174**	**10.2**	**33**	**0**

PUNTING	No	Yds	Avg	Net	TB	In	Lg	B
Parsley	91	3539	38.9	31.5	6	20	59	1
Oilers	**92**	**3539**	**38.5**	**31.5**	**6**	**20**	**59**	**1**
Opponents	**81**	**3462**	**42.7**	**35.1**	**10**	**19**	**65**	**0**

PUNT RETURNS	No	FC	Yds	Avg	Lg	TD
Coleman	16	1	142	8.9	32	0
Merkens	13	1	132	10.2	42	0
Woods	9	0	82	9.1	14	0
B. Johnson	8	0	60	7.5	20	0
Southard LG	2	0	-2	-1.0	0	0
Thompson	0	2	0	--	0	0
Oilers	**46**	**4**	**416**	**9.0**	**42**	**0**
Opponents	**53**	**20**	**517**	**9.8**	**82t**	**1**

KICKOFF RETURNS	No	Yds	Avg	Lg	TD
Dirden	32	780	24.4	60	0
Poole	4	107	26.8	31	0
Davis	4	98	24.5	31	0
B. Johnson	4	73	18.3	22	0
Turner	4	69	17.3	23	0
Woods	3	59	19.7	24	0
Coleman	2	40	20.0	23	0
Duncan	2	38	19.0	21	0
Southard LG	2	47	23.5	26	0
T. Wilson	2	29	14.5	16	0
Carpenter	1	11	11.0	11	0
Oilers	**58**	**1304**	**22.5**	**60**	**0**
Opponents	**61**	**1360**	**22.3**	**47**	**0**

FIELD GOALS	1-19	20-29	30-39	40-49	50+
Fritsch	2/2	2/3	7/9	3/4	0/0
Oilers	**2/2**	**2/3**	**7/9**	**3/4**	**0/0**
Opponents	**2/2**	**4/8**	**7/10**	**6/10**	**0/2**

Fritsch: () (33G, 49G) (38G, 39N, 19G) (32G, 20G) (19G) (35G) (23N, 43G) (39G) () (30N) () () (38G) (37G, 43N) (22G) (43G)
Opponents: (43N, 30G, 48G) (50N, 41G) (26G, 19G, 46N) (25G, 29B) (41G, 40G) () (33G) (31N, 30G) (45N) (52N, 40G) (32G, 34G, 37G, 38N, 25N) () (34G, 38N) (41G, 43N, 23G, 24N) (23N, 21G) (19G)

SACKS
records not available
Oilers 37.0, Opponents 17.0

TACKLES (Solo-Assists-Total)
records not available

PASSING	Att	Cmp	Pct	Yards	Yds/Att	TD	Int	Lg	Sk/Yds	Rating
Pastorini	368	199	54.1	2473	6.72	16	17	80t	15/123	70.4
G. Neilsen	4	2	50.0	0	0.00	0	0	0	2/12	56.3
Burrough	1	0	0.0	0	0.00	0	0	0	0/0	39.6
Oilers	**373**	**201**	**53.9**	**2473**	**6.63**	**16**	**17**	**80t**	**17/135**	**69.9**
Opponents	**428**	**240**	**56.1**	**3125**	**7.30**	**17**	**17**	**58t**	**37/283**	**75.9**

USUAL STARTING LINEUP

OFFENSE

WR	Ken Burrough (00)
LT	Greg Sampson (73)
LG	George Reihner (64)
	Conway Hayman (70)
C	Carl Mauck (55)
RG	Ed Fisher (60)
RT	Conway Hayman (70)
	Morris Towns (76)
TE	Mike Barber (86)
WR	Mike Renfro (82)
	Rich Caster (88)
QB	Dan Pastorini (7)
RB	**Earl Campbell (34)**
FB	Tim Wilson (45)

DEFENSE

LE	James Young (77)
NT	**Curley Culp (78)**
RE	**Elvin Bethea (65)**
OLB	Ted Washington (59)
ILB	Steve Kiner (57)
ILB	Gregg Bingham (54)
OLB	**Robert Brazile (52)**
LCB	Willie Alexander (19)
RCB	Greg Stemrick (27)
SS	Bill Currier (20)
FS	Mike Reinfeldt (37)

SPECIALISTS

K	Toni Fritsch (16)
P	Cliff Parsley (18)

Pro Bowl
All-Pro

GM/Head Coach: Bum Phillips
Asst. Coaches: Ken Shipp (off. coord.), Ed Biles (def. coord.), Andy Bourgeois (off. backs), Joe Bugel (off. line), King Hill (WR), Wade Phillips (DL), Bob Gambold (DB), John Paul Young (ST)

AMERICAN FOOTBALL CONFERENCE STANDINGS

AFC EAST	W	L	T	PCT.
New England	11	5	0	.688
* Miami	11	5	0	.688
N.Y. Jets	8	8	0	.500
Buffalo	5	11	0	.313
Baltimore	5	11	0	.313
AFC CENTRAL	**W**	**L**	**T**	**PCT.**
Pittsburgh	14	2	0	.875
* **Houston**	**10**	**6**	**0**	**.625**
Cleveland	8	8	0	.500
Cincinnati	4	12	0	.250
AFC WEST	**W**	**L**	**T**	**PCT.**
Denver	10	6	0	.625
Oakland	9	7	0	.563
Seattle	9	7	0	.563
San Diego	9	7	0	.563
Kansas City	4	12	0	.250

NATIONAL FOOTBALL CONFERENCE STANDINGS

NFC EAST	W	L	T	PCT.
Dallas	12	4	0	.750
* Philadelphia	9	7	0	.563
Washington	8	8	0	.500
St. Louis	6	10	0	.375
N.Y. Giants	6	10	0	.375
NFC CENTRAL	**W**	**L**	**T**	**PCT.**
Minnesota	8	7	1	.531
Green Bay	8	7	1	.531
Detroit	7	9	0	.438
Chicago	7	9	0	.438
Tampa Bay	5	11	0	.313
NFC WEST	**W**	**L**	**T**	**PCT.**
Los Angeles	12	4	0	.750
* Atlanta	9	7	0	.563
New Orleans	7	9	0	.438
San Francisco	2	14	0	.125

* Wild Card for Playoffs

1977 SEASON (8-6 REGULAR SEASON, 0-0 PLAYOFFS) • 2ND PLACE AFC CENTRAL

DATE	OPPONENT	SCORE	W/L	ATT
Sep. 18	NY JETS	20-0	W	39,488
Sep. 25	at Green Bay	16-10	W	55,071
Oct. 2	at Miami	7-27	L	49,619
Oct. 9	PITTSBURGH	27-10	W	49,226
Oct. 16	CLEVELAND	23-24	L	47,888
Oct. 23	at Pittsburgh	10-27	L	48,517
Oct. 30	at Cincinnati	10-13*	L	53,194
Nov. 6	CHICAGO	47-0	W	47,226
Nov. 13	at Oakland	29-34	L	53,667
Nov. 20	at Seattle	22-10	W	61,519
Nov. 27	KANSAS CITY	34-20	W	42,934
Dec. 4	DENVER	14-24	L	46,875
Dec. 11	at Cleveland	19-15	W	30,898
Dec. 18	CINCINNATI	21-16	W	46,212

* Overtime

	TITANS	OPP
Total First Downs	**228**	**247**
Rushing	112	103
Passing	91	124
Penalty	25	20
3rd Down: Made/Att	70/209	72/202
3rd Down Pct.	33.5	35.6
4th Down: Made/Att	--	--
4th Down Pct.	--	--
Possession Avg.	**29:41**	**30:19**
Total Net Yards	**3864**	**3957**
Avg. Per Game	276.0	282.6
Total Plays	879	933
Avg. Per Play	4.4	4.2
Net Yards Rushing	**1989**	**1815**
Avg. Per Game	142.1	129.6
Total Rushes	509	522
Net Yards Passing	**1875**	**2142**
Avg. Per Game	133.9	153.0
Sacked/Yards Lost	23/232	32/289
Gross Yards	2107	2431
Att./Comp.	347/181	379/192
Completion Pct.	52.2	50.7
Had Intercepted	21	26
Punts/Average	**79/38.4**	**77/40.8**
Net Punting Avg.	**79/31.8**	**77/32.3**
Penalties/Yards	**106/837**	**97/791**
Fumbles/Ball Lost	**30/17**	**39/28**
Touchdowns	**36**	**26**
Rushing	15	11
Passing	14	12
Returns	7	3

BY PERIODS	1	2	3	4	OT	PTS
Oilers	**37**	**111**	**61**	**90**	**0**	**299**
Opponents	**58**	**70**	**28**	**71**	**3**	**230**

SCORING	TD	RU	PA	RT	PAT	FG	S	TP
Fritsch	0	0	0	0	19/20	12/16	0	55
Burrough	8	0	8	0			0	48
B. Johnson	7	1	3	3			0	42
Coleman	6	5	1	0			0	36
Dempsey	0	0	0	0	8/11	4/6	0	20
Hardeman	3	2	1	0			0	18
Wilson	3	3	0	0			0	18
Pastorini	2	2	0	0	0/1	0/0	0	12
Alexander	1	0	0	1			0	6
Barber	1	0	1	0			0	6
Bingham	1	0	0	1			0	6
Carpenter	1	1	0	0			0	6
Hadl	1	1	0	0			0	6
Moore	1	0	0	1			0	6
Stemrick	1	0	0	1			0	6
Young	0	0	0	0			2	4
Butler	0	0	0	0	2/3	0/3	0	2
Kennard	0	0	0	0			1	2
Oilers	**36**	**15**	**14**	**7**	**29/36**	**16/25**	**3**	**299**
Opponents	**26**	**11**	**12**	**3**	**24/26**	**16/22**	**1**	**230**

RUSHING	No	Yds	Avg	Lg	TD
Coleman	185	660	3.6	22	5
Carpenter	144	652	4.5	77	1
Wilson	99	343	3.5	16	3
Hardeman	42	162	3.9	18	2
B. Johnson	6	102	17.0	61t	1
Pastorini	18	39	2.2	15	2
Voight	7	20	2.9	6	0
Hadl	3	11	3.7	6t	1
Burrough	4	10	2.5	28	0
Giles	1	-10	-10.0	-10	0
Oilers	**509**	**1989**	**3.9**	**77**	**15**
Opponents	**522**	**1815**	**3.5**	**40**	**11**

RECEIVING	No	Yds	Avg	Lg	TD
Burrough	43	816	19.0	85t	8
Carpenter	23	156	6.8	27	0
Coleman	22	115	5.2	21	1
B. Johnson	20	412	20.6	71t	3
Wilson	20	107	5.4	17	0
Giles	17	147	8.6	17	0
Foster	15	208	13.9	56	0
Hardeman	11	47	4.3	9	1
Barber	9	94	10.4	23	1
Garrison	1	5	5.0	5	0
Oilers	**181**	**2107**	**11.6**	**85t**	**14**
Opponents	**192**	**2431**	**12.7**	**49t**	**12**

INTERCEPTIONS	No	Yds	Avg	Lg	TD
Reinfeldt	5	78	15.6	30	0
Alexander	3	111	37.0	95t	1
Moore	3	56	18.7	34	0
Brazile	3	40	13.3	16	0
Washington	3	26	8.7	19	0
Bingham	2	36	18.0	30	0
Currier	2	0	0.0	0	0
Culp	1	25	25.0	25	0
Stringer	1	20	20.0	20	0
Stemrick	1	18	18.0	18	0
Kiner	1	17	17.0	17	0
Kirk	1	2	2.0	2	0
Oilers	**26**	**429**	**16.5**	**95t**	**1**
Opponents	**21**	**253**	**12.0**	**57**	**1**

PUNTING	No	Yds	Avg	Net	TB	In	Lg	B
Parsley	77	3030	39.4	31.8	9	12	55	2
Oilers	**79**	**3030**	**38.4**	**31.8**	**9**	**12**	**55**	**2**
Opponents	**77**	**3143**	**40.8**	**32.3**	**6**	**22**	**60**	**1**

PUNT RETURNS	No	FC	Yds	Avg	Lg	TD
B. Johnson	35	8	539	15.4	87t	2
Stemrick	1	0	0	0.0	0	0
Oilers	**36**	**8**	**539**	**15.0**	**87t**	**2**
Opponents	**46**	**7**	**340**	**7.4**	**31**	**0**

KICKOFF RETURNS	No	Yds	Avg	Lg	TD
B. Johnson	25	630	25.2	76t	1
Anderson	8	182	22.8	38	0
Voight	8	156	19.5	34	0
Wilson	2	33	16.5	18	0
Foster	1	31	31.0	31	0
Stringer	1	15	15.0	15	0
Thompson	1	9	9.0	9	0
Oilers	**46**	**1056**	**23.0**	**76t**	**1**
Opponents	**63**	**1331**	**21.1**	**43**	**0**

FIELD GOALS	1-19	20-29	30-39	40-49	50+
Fritsch	1/1	5/6	5/6	1/2	0/1
Dempsey	0/0	3/3	1/2	0/1	0/0
Butler	0/0	0/1	0/0	0/2	0/0
Oilers	**1/1**	**8/10**	**6/8**	**1/5**	**0/1**
Opponents	**0/0**	**9/9**	**3/5**	**3/6**	**1/2**

Fritsch: () (42N, 32G) () (52N, 27G, 18G) (25G, 37G, 36G) (37N, 46G) (27N, 22G) (29G) (28G, 39G, 32G) () () () () ()
Dempsey: () () () () () () () () () (31B, 46B, 27G, 37G) () () () (27G, 26G)
Butler: (27N, 41N, 41N) () () () () () () () () () () () () ()
Opponents: () (34G) (52N, 41B) (27G) (30G) () (23G, 39N, 22G) (44N) (42G, 25G) (51G) (30G, 36N, 26G) (42G, 45N) (26G, 40G) (28G, 27G, 24G)

SACKS
records not available
Oilers 32.0, Opponents 23.0

TACKLES (Solo-Assists-Total)
records not available

PASSING	Att	Cmp	Pct	Yards	Yds/Att	TD	Int	Lg	Sk/Yds	Rating
Pastorini	319	169	53.0	1987	6.23	13	18	85t	20/198	62.3
Hadl	24	11	45.8	76	3.17	0	3	18	2/26	13.9
Coleman	3	1	33.3	44	14.67	1	0	0	0/0	121.5
Burrough	1	0	0.0	0	0.00	0	0	0	0/0	39.6
B. Johnson	0	0	--	0	--	0	0	--	1/8	--
Oilers	**347**	**181**	**52.2**	**2107**	**6.07**	**14**	**21**	**85t**	**23/232**	**59.1**
Opponents	**379**	**192**	**50.7**	**2431**	**6.41**	**12**	**26**	**49t**	**32/289**	**53.0**

USUAL STARTING LINEUP

OFFENSE

WR	**Ken Burrough (00)**
LT	Greg Sampson (73)
LG	George Reihner (64)
C	Carl Mauck (55)
RG	Elbert Drungo (75)
RT	Kevin Hunt (72)
TE	Mike Barber (86)
	Jimmie Giles (88)
WR	Eddie Foster (89)
QB	Dan Pastorini (7)
RB	Ronnie Coleman (47)
FB	Tim Wilson (45)
	Rob Carpenter (26)

DEFENSE

LE	James Young (77)
	Ken Kennard (71)
NT	**Curley Culp (78)**
RE	Elvin Bethea (65)
OLB	Ted Washington (59)
ILB	Steve Kiner (57)
ILB	Gregg Bingham (54)
OLB	**Robert Brazile (52)**
LCB	Willie Alexander (19)
RCB	Zeke Moore (22)
SS	Bill Currier (20)
FS	Mike Reinfeldt (37)

SPECIALISTS

K	Toni Fritsch (16)
P	Cliff Parsley (18)

ADDITIONAL PRO BOWL / ALL-PRO
KR Billy Johnson (84)

Pro Bowl
All-Pro

GM/Head Coach: Bum Phillips
Asst. Coaches: Ken Shipp (off. coord.), Ed Biles (def. coord.), Andy Bourgeois (off. backs), Joe Bugel (off. line), King Hill (WR), Richie Petitbon (DB), Wade Phillips (DL)

AMERICAN FOOTBALL CONFERENCE STANDINGS

AFC EAST	W	L	T	PCT.
Baltimore	10	4	0	.714
Miami	10	4	0	.714
New England	9	5	0	.643
N.Y. Jets	3	11	0	.214
Buffalo	3	11	0	.214
AFC CENTRAL	**W**	**L**	**T**	**PCT.**
Pittsburgh	9	5	0	.643
Houston	**8**	**6**	**0**	**.571**
Cincinnati	8	6	0	.571
Cleveland	6	8	0	.429
AFC WEST	**W**	**L**	**T**	**PCT.**
Denver	12	2	0	.857
* Oakland	11	3	0	.786
San Diego	7	7	0	.500
Seattle	5	9	0	.357
Kansas City	2	12	0	.143

NATIONAL FOOTBALL CONFERENCE STANDINGS

NFC EAST	W	L	T	PCT.
Dallas	12	2	0	.857
Washington	9	5	0	.643
St. Louis	7	7	0	.500
Philadelphia	5	9	0	.357
N.Y. Giants	5	9	0	.357
NFC CENTRAL	**W**	**L**	**T**	**PCT.**
Minnesota	9	5	0	.643
* Chicago	9	5	0	.643
Detroit	6	8	0	.429
Green Bay	4	10	0	.286
Tampa Bay	2	12	0	.143
NFC WEST	**W**	**L**	**T**	**PCT.**
Los Angeles	10	4	0	.714
Atlanta	7	7	0	.500
San Francisco	5	9	0	.357
New Orleans	3	11	0	.214

* Wild Card for Playoffs

1976 SEASON (5-9 REGULAR SEASON, 0-0 PLAYOFFS) • 4TH PLACE AFC CENTRAL

DATE	OPPONENT	SCORE	W/L	ATT
Sep. 12	TAMPA BAY	20-0	W	42,228
Sep. 19	at Buffalo	13-3	W	61,364
Sep. 26	OAKLAND	13-14	L	42,338
Oct. 3	at New Orleans	31-26	W	51,973
Oct. 10	DENVER	17-3	W	47,928
Oct. 17	at San Diego	27-30	L	31,565
Oct. 24	CINCINNATI	7-27	L	45,499
Nov. 1	at Baltimore	14-38	L	60,020
Nov. 7	CLEVELAND	7-21	L	39,828
Nov. 14	at Cincinnati	27-31	L	53,243
Nov. 21	at Pittsburgh	16-32	L	47,947
Nov. 28	ATLANTA	20-14	W	25,838
Dec. 5	at Cleveland	10-13	L	56,025
Dec. 11	PITTSBURGH	0-21	L	44,743

	TITANS	OPP
Total First Downs	**199**	**226**
Rushing	71	117
Passing	110	90
Penalty	18	19
3rd Down: Made/Att	65/210	77/220
3rd Down Pct.	31.0	35.0
4th Down: Made/Att	--	2/2
4th Down Pct.	--	100.0
Possession Avg.	**25:43**	**30:00**
Total Net Yards	**3570**	**3987**
Avg. Per Game	255.0	284.8
Total Plays	878	935
Avg. Per Play	4.1	4.3
Net Yards Rushing	**1498**	**2072**
Avg. Per Game	107.0	148.0
Total Rushes	416	540
Net Yards Passing	**2072**	**1915**
Avg. Per Game	148.0	136.8
Sacked/Yards Lost	39/357	50/344
Gross Yards	2429	2259
Att./Comp.	423/227	345/173
Completion Pct.	53.7	50.1
Had Intercepted	19	11
Punts/Average	**100/35.3**	**96/38.7**
Net Punting Avg.	**100/27.9**	**96/31.8**
Penalties/Yards	**99/776**	**107/963**
Fumbles/Ball Lost	**25/14**	**33/17**
Touchdowns	**25**	**31**
Rushing	6	13
Passing	17	17
Returns	2	1

BY PERIODS	1	2	3	4	OT	PTS
Oilers	**22**	**57**	**54**	**89**	**0**	**222**
Opponents	**35**	**79**	**64**	**95**	**0**	**273**

SCORING	TD	RU	PA	RT	PAT	FG	S	TP
Butler	0	0	0	0	24/24	16/27	0	72
Burrough	7	0	7	0			0	42
Coleman	6	2	3	1			0	36
B. Johnson	4	0	4	0			0	24
Willis	3	2	1	0			0	18
Alston	1	0	1	0			0	6
Dawkins	1	1	0	0			0	6
Hardeman	1	1	0	0			0	6
Sawyer	1	0	1	0			0	6
Whittington	1	0	0	1			0	6
Oilers	**25**	**6**	**17**	**2**	**24/24**	**16/27**	**0**	**222**
Opponents	**31**	**13**	**17**	**1**	**29/31**	**18/29**	**2**	**273**

RUSHING	No	Yds	Avg	Lg	TD
Coleman	171	684	4.0	39	2
Willis	148	542	3.7	44	2
Hardeman	32	114	3.6	21	1
Dawkins	31	61	2.0	7	1
Pastorini	11	45	4.1	11	0
Burrough	3	22	7.3	12	0
Hadl	7	11	1.6	8	0
Taylor	5	11	2.2	8	0
Hoopes LG	2	10	5.0	10	0
B. Johnson	6	6	1.0	10	0
Baker TM	1	2	20	2	0
Butler	1	0	0	0	0
Oilers	**416**	**1498**	**3.6**	**44**	**6**
Opponents	**540**	**2072**	**3.8**	**69t**	**13**

RECEIVING	No	Yds	Avg	Lg	TD
Burrough	51	932	18.3	69t	7
B. Johnson	47	495	10.5	40t	4
Coleman	40	247	6.2	19	3
Willis	32	255	8.0	42	1
Alston	19	174	9.2	29	1
Sawyer	18	208	11.6	53	1
Hardeman	7	25	3.6	11	0
Thomas	4	15	3.8	14	0
Baker	3	32	10.7	14	0
Dawkins	3	21	7.0	14	0
Taylor	2	15	7.5	8	0
Stemrick	1	10	10.0	10	0
Oilers	**227**	**2429**	**10.7**	**69t**	**17**
Opponents	**173**	**2259**	**13.1**	**81t**	**17**

INTERCEPTIONS	No	Yds	Avg	Lg	TD
Whittington	5	103	20.6	50	0
Bingham	2	18	9.0	15	0
Moore	1	28	28.0	28	0
Reinfeldt	1	19	19.0	19	0
Brazile	1	8	8.0	8	0
Stemrick	1	0	0.0	0	0
Oilers	**11**	**176**	**16.0**	**50**	**0**
Opponents	**19**	**197**	**10.4**	**39**	**0**

PUNTING	No	Yds	Avg	Net	TB	In	Lg	B
Pastorini	70	2571	36.7	28.3	4	12	74	0
Hoopes LG	49	1849	37.7	25.6	7	8	57	2
Hoopes TM	7	221	31.6	27.9	0	0	38	1
Butler	11	370	33.6	25.6	0	0	39	0
Clark	10	335	33.5	27.3	0	0	47	0
Sawyer	1	32	32.0	35.0	0	1	32	0
Oilers	**100**	**3529**	**35.3**	**27.9**	**4**	**13**	**74**	**1**
Opponents	**96**	**3717**	**38.7**	**31.8**	**8**	**13**	**78**	**1**

PUNT RETURNS	No	FC	Yds	Avg	Lg	TD
B. Johnson	38	9	403	10.6	46	0
Coleman	7	2	91	13.0	69t	1
Whittington	3	0	10	3.3	7	0
Moore	0	1	0	0.0	0	0
Oilers	**48**	**12**	**504**	**10.5**	**69t**	**1**
Opponents	**60**	**13**	**659**	**11.0**	**67**	**0**

KICKOFF RETURNS	No	Yds	Avg	Lg	TD
B. Johnson	26	579	22.3	53	0
Taylor	15	302	20.1	32	0
A. Johnson	8	150	18.8	25	0
Hardeman	7	171	24.4	40	0
Baker TM	1	15	15.0	15	0
Beirne	1	12	12.0	12	0
Oilers	**58**	**1229**	**21.2**	**53**	**0**
Opponents	**53**	**1125**	**21.2**	**41**	**0**

FIELD GOALS	1-19	20-29	30-39	40-49	50+
Butler	1/1	4/4	7/10	3/8	1/4
Oilers	**1/1**	**4/4**	**7/10**	**3/8**	**1/4**
Opponents	**1/1**	**7/8**	**6/9**	**3/9**	**1/2**

Butler: (33G, 45N, 44G) (54G, 44B, 28G) (22G, 40G, 46N, 55N) (31G) (44N, 18G, 36N) (31G, 50N, 36G) () (44N) (36N) (39G, 29G) (43G) (22G, 32N, 32G) (31G) (55N)
Opponents: (39N) (50N, 27G, 27N) (42N) (20G, 26G, 43G, 26G) (31G, 49N) (30G) (34G, 46N, 28G) (45N, 25G) (30G, 40G) (50G) (37G, 36N, 35G, 18G) (47N) (29G, 46G, 41N) (39N)

SACKS
records not available
Oilers 50.0, Opponents 39.0

TACKLES (Solo-Assists-Total)
records not available

PASSING	Att	Cmp	Pct	Yards	Yds/Att	TD	Int	Lg	Sk/Yds	Rating
Pastorini	309	167	54.0	1795	5.81	10	10	67t	24/234	68.6
Hadl	113	60	53.1	634	5.61	7	8	69t	15/123	60.9
Coleman	1	0	0.0	0	0.00	0	1	0	0/0	0.0
Oilers	**423**	**227**	**53.7**	**2429**	**5.74**	**17**	**19**	**69t**	**39/357**	**65.4**
Opponents	**345**	**173**	**50.1**	**2259**	**6.55**	**17**	**11**	**81t**	**50/344**	**74.3**

USUAL STARTING LINEUP

OFFENSE

WR	Ken Burrough (00)
LT	Greg Sampson (73)
	Kevin Hunt (72)
LG	Conway Hayman (70)
C	Carl Mauck (55)
RG	Ed Fisher (60)
RT	Elbert Drungo (75)
TE	Mack Alston (82)
WR	Billy Johnson (84)
QB	Dan Pastorini (7)
	John Hadl (21)
RB	Ronnie Coleman (47)
FB	Fred Willis (44)

DEFENSE

LE	Tody Smith (85)
	Al Burton (68)
NT	**Curley Culp (78)**
RE	Elvin Bethea (65)
OLB	Ted Washington (59)
ILB	Steve Kiner (57)
ILB	Gregg Bingham (54)
OLB	**Robert Brazile (52)**
LCB	Willie Alexander (19)
RCB	Zeke Moore (22)
SS	Mike Reinfeldt (37)
FS	C.L. Whittington (38)

SPECIALISTS

K	Skip Butler (2)
P	Dan Pastorini (7)

Pro Bowl

GM/Head Coach: Bum Phillips
Asst. Coaches: King Hill (off. coord./QB), Ed Biles (def. coord.), Andy Bourgeois (off. backs), Ken McCullough (OL), Richie Petitbon (DB), Wade Phillips (LB), Fran Polsfoot (WR), George Rice (DL), Walt Schlinkman (ST)

AMERICAN FOOTBALL CONFERENCE STANDINGS

AFC EAST	W	L	T	PCT.
Baltimore	11	3	0	.786
* New England	11	3	0	.786
Miami	6	8	0	.429
N.Y. Jets	3	11	0	.214
Buffalo	2	12	0	.143
AFC CENTRAL	**W**	**L**	**T**	**PCT.**
Pittsburgh	10	4	0	.714
Cincinnati	10	4	0	.714
Cleveland	9	5	0	.643
Houston	**5**	**9**	**0**	**.357**
AFC WEST	**W**	**L**	**T**	**PCT.**
Oakland	13	1	0	.929
Denver	9	5	0	.643
San Diego	6	8	0	.429
Kansas City	5	9	0	.357
Tampa Bay	0	14	0	.000

NATIONAL FOOTBALL CONFERENCE STANDINGS

NFC EAST	W	L	T	PCT.
Dallas	11	3	0	.786
* Washington	10	4	0	.714
St. Louis	10	4	0	.714
Philadelphia	4	10	0	.286
N.Y. Giants	3	11	0	.214
NFC CENTRAL	**W**	**L**	**T**	**PCT.**
Minnesota	11	2	1	.821
Chicago	7	7	0	.500
Detroit	6	8	0	.429
Green Bay	5	9	0	.357
NFC WEST	**W**	**L**	**T**	**PCT.**
Los Angeles	10	3	1	.750
San Francisco	8	6	0	.571
Atlanta	4	10	0	.286
New Orleans	4	10	0	.286
Seattle	2	12	0	.143

* Wild Card for Playoffs

1975 SEASON (10-4 REGULAR SEASON, 0-0 PLAYOFFS) • 3RD PLACE AFC CENTRAL

DATE	OPPONENT	SCORE	W/L	ATT
Sep. 21	at New England	7-0	W	51,934
Sep. 28	SAN DIEGO	33-17	W	33,765
Oct. 5	CINCINNATI	19-21	L	42,412
Oct. 12	at Cleveland	40-10	W	46,531
Oct. 19	WASHINGTON	13-10	W	49,566
Oct. 26	DETROIT	24-8	W	46,904
Nov. 2	at Kansas City	17-13	W	62,989
Nov. 9	at Pittsburgh	17-24	L	49,460
Nov. 16	MIAMI	20-19	W	48,892
Nov. 24	PITTSBURGH	9-32	L	49,947
Nov. 30	at Cincinnati	19-23	L	46,128
Dec. 7	at San Francisco	27-13	W	44,015
Dec. 14	at Oakland	27-26	W	50,719
Dec. 21	CLEVELAND	21-10	W	43,770

	TITANS	OPP
Total First Downs	**234**	**264**
Rushing	121	104
Passing	90	137
Penalty	23	23
3rd Down: Made/Att	72/203	78/205
3rd Down Pct.	35.5	38.0
4th Down: Made/Att	--	--
4th Down Pct.	--	--
Possession Avg.	**34:17**	**21:26**
Total Net Yards	**3937**	**4137**
Avg. Per Game	281.2	295.5
Total Plays	900	952
Avg. Per Play	4.4	4.3
Net Yards Rushing	**2068**	**1680**
Avg. Per Game	147.7	120.0
Total Rushes	526	498
Net Yards Passing	**1869**	**2457**
Avg. Per Game	133.5	175.5
Sacked/Yards Lost	27/230	45/343
Gross Yards	2099	2800
Att./Comp.	347/165	409/235
Completion Pct.	47.6	57.5
Had Intercepted	17	24
Punts/Average	**74/39.3**	**73/41.0**
Net Punting Avg.	**74/32.3**	**73/30.5**
Penalties/Yards	**100/849**	**90/871**
Fumbles/Ball Lost	**28/17**	**38/19**
Touchdowns	**34**	**27**
Rushing	14	13
Passing	14	14
Returns	6	0

BY PERIODS	1	2	3	4	OT	PTS
Oilers	**49**	**84**	**81**	**79**	**0**	**293**
Opponents	**37**	**100**	**25**	**64**	**0**	**226**

SCORING	TD	RU	PA	RT	PAT	FG	S	TP
Butler	0	0	0	0	31/34	18/30	0	85
Burrough	8	0	8	0			0	48
Coleman	5	5	0	0			0	30
Hardeman	5	5	0	0			0	30
Johnson	5	0	1	4			0	30
Alston	4	0	4	0			0	24
Willis	2	2	0	0			0	12
Rodgers	1	1	0	0			1	8
Culp	1	0	0	1			0	6
Germany	1	0	0	1			0	6
Pastorini	1	1	0	0			0	6
Sawyer	1	0	1	0			0	6
Bethea	0	0	0	0			1	2
Oilers	**34**	**14**	**14**	**6**	**31/34**	**18/30**	**2**	**293**
Opponents	**27**	**13**	**14**	**0**	**21/27**	**13/23**	**2**	**226**

RUSHING	No	Yds	Avg	Lg	TD
Coleman	175	790	4.5	46t	5
Hardeman	166	648	3.9	39	5
Willis	118	420	3.6	23	2
Pastorini	23	97	4.2	19	1
Rodgers	18	55	3.1	8	1
Holmes	19	42	2.2	11	0
Johnson	5	17	3.4	19	0
Dickey	1	3	3.0	3	0
Edwards	1	-4	-4.0	-4	0
Oilers	**526**	**2068**	**3.9**	**46t**	**14**
Opponents	**498**	**1680**	**3.4**	**36**	**13**

RECEIVING	No	Yds	Avg	Lg	TD
Burrough	53	1063	20.1	77t	8
Johnson	37	393	10.6	30	1
Willis	20	104	5.2	20	0
Alston	18	165	9.2	26	4
Coleman	18	129	7.2	24	0
Sawyer	7	144	20.6	51	1
Hardeman	5	10	2.0	9	0
Edwards	2	22	11.0	18	0
Hawkins	1	32	32.0	32	0
Beirne	1	15	15.0	15	0
Frazier	1	9	9.0	9	0
Parks	1	8	8.0	8	0
Holmes	1	5	5.0	5	0
Oilers	**165**	**2099**	**12.7**	**77t**	**14**
Opponents	**235**	**2800**	**11.9**	**64**	**14**

INTERCEPTIONS	No	Yds	Avg	Lg	TD
Moore	5	137	27.4	74	0
Atkins	4	133	33.3	70	0
Bingham	4	57	14.3	26	0
Alexander	3	41	13.7	32	0
Washington	3	30	10.0	23	0
Germany	2	15	7.5	15	0
Kiner	2	7	3.5	7	0
Wittington	1	5	5.0	5	0
Oilers	**24**	**425**	**17.7**	**74**	**0**
Opponents	**17**	**186**	**10.9**	**47**	**0**

PUNTING	No	Yds	Avg	Net	TB	In	Lg	B
Pastorini	62	2447	39.5	33.2	7	0	68	0
Beverly TM	12	459	38.3	27.7	1	0	45	0
Oilers	**74**	**2906**	**39.3**	**32.3**	**8**	**0**	**68**	**0**
Opponents	**73**	**2990**	**41.0**	**30.5**	**7**	**0**	**62**	**1**

PUNT RETURNS	No	FC	Yds	Avg	Lg	TD
Johnson	40	1	612	15.3	83t	3
Cotney	2	1	8	4.0	5	0
Coleman	1	0	0	0.0	0	0
Oilers	**43**	**2**	**620**	**14.4**	**83t**	**3**
Opponents	**47**	**6**	**356**	**7.6**	**52**	**0**

KICKOFF RETURNS	No	Yds	Avg	Lg	TD
Johnson	33	798	24.2	81t	1
Cotney	10	189	18.9	28	0
Coleman	8	149	18.6	27	0
Rodgers	1	13	13.0	13	0
Thompson	1	-5	-5.0	-5	0
Whittington	1	0	0.0	0	0
Oilers	**54**	**1144**	**21.2**	**81t**	**1**
Opponents	**61**	**1355**	**22.2**	**52**	**0**

FIELD GOALS	1-19	20-29	30-39	40-49	50+
Butler	0/0	8/9	4/8	6/12	0/1
Oilers	**0/0**	**8/9**	**4/8**	**6/12**	**0/1**
Opponents	**0/0**	**2/3**	**8/10**	**3/6**	**0/4**

Butler: (36N) (29G, 24N, 48N, 38G) (37G) (43N, 46G, 33G, 25G, 21G, 50N) (39N) (42G, 37N) (43N, 44G, 46N) (48N, 48G) (43G, 25G) (44N, 27G) (22G) (27G, 30B, 30G) (23G, 47G) ()
Opponents: (44N, 46N) (53N, 29G) () (39G) (32G, 47N) (34G, 37G, 36B) (37G, 37G) (22G, 39N) () (30G) (33G) (42G, 51N, 41G, 50N) (27N) (51N, 42G)

SACKS
records not available
Oilers 45.0, Opponents 27.0

TACKLES (Solo-Assists-Total)
records not available

PASSING	Att	Cmp	Pct	Yards	Yds/Att	TD	Int	Lg	Sk/Yds	Rating
Pastorini	342	163	47.7	2053	6.00	14	16	77t	24/210	61.0
Dickey	4	2	50.0	46	11.50	0	1	28	3/20	52.1
Coleman	1	0	0.0	0	0.00	0	0	0	0/0	39.6
Oilers	**347**	**165**	**47.6**	**2099**	**6.05**	**14**	**17**	**77t**	**27/230**	**59.9**
Opponents	**409**	**235**	**57.5**	**2800**	**6.85**	**14**	**24**	**64**	**45/343**	**65.4**

USUAL STARTING LINEUP

OFFENSE

WR	**Ken Burrough (00)**
LT	Greg Sampson (73)
LG	Ron Saul (64)
C	Carl Mauck (55)
RG	Ed Fisher (60)
RT	Elbert Drungo (75)
TE	Mack Alston (82)
WR	**Billy Johnson (84)**
QB	**Dan Pastorini (7)**
RB	Ronnie Coleman (47)
FB	Don Hardeman (30)

DEFENSE

LE	Tody Smith (85)
NT	**Curley Culp (78)**
RE	**Elvin Bethea (65)**
OLB	Ted Washington (59)
ILB	Steve Kiner (57)
ILB	Gregg Bingham (54)
OLB	Robert Brazile (52)
LCB	Willie Alexander (19)
RCB	Zeke Moore (22)
SS	Willie Germany (29)
FS	Bob Atkins (48)
	C.L.Whittington (38)

SPECIALISTS

K	Skip Butler (2)
P	Dan Pastorini (7)

Pro Bowl
All-Pro

GM/Head Coach: Bum Phillips
Asst. Coaches: King Hill (off. coord./QB), Ed Biles (def. coord.), Sam Boghosian (OL), Andy Bourgeois (off. backs), Larry Peccatiello (LB), Richie Petitbon (DB), Fran Polsfoot (WR), George Rice (DL), Joe Woolley (ST)

AMERICAN FOOTBALL CONFERENCE STANDINGS

AFC EAST	W	L	T	PCT.
Baltimore	10	4	0	.714
Miami	10	4	0	.714
Buffalo	8	6	0	.571
New England	3	11	0	.214
N.Y. Jets	3	11	0	.214
AFC CENTRAL	**W**	**L**	**T**	**PCT.**
Pittsburgh	12	2	0	.857
* Cincinnati	11	3	0	.786
Houston	**10**	**4**	**0**	**.714**
Cleveland	3	11	0	.214
AFC WEST	**W**	**L**	**T**	**PCT.**
Oakland	11	3	0	.786
Denver	6	8	0	.429
Kansas City	5	9	0	.357
San Diego	2	12	0	.143

NATIONAL FOOTBALL CONFERENCE STANDINGS

NFC EAST	W	L	T	PCT.
St. Louis	11	3	0	.786
* Dallas	10	4	0	.714
Washington	8	6	0	.571
N.Y. Giants	5	9	0	.357
Philadelphia	4	10	0	.286
NFC CENTRAL	**W**	**L**	**T**	**PCT.**
Minnesota	12	2	0	.857
Detroit	7	7	0	.500
Chicago	4	10	0	.286
Green Bay	4	10	0	.286
NFC WEST	**W**	**L**	**T**	**PCT.**
Los Angeles	12	2	0	.857
San Francisco	5	9	0	.357
Atlanta	4	10	0	.286
New Orleans	2	12	0	.143

* Wild Card for Playoffs

1974 SEASON (7-7 REGULAR SEASON, 0-0 PLAYOFFS) • 2ND PLACE AFC CENTRAL (TIED)

DATE	OPPONENT	SCORE	W/L	ATT
Sep. 15	SAN DIEGO	21-14	W	25,317
Sep. 22	at Cleveland	7-20	L	55,242
Sep. 29	KANSAS CITY	7-17	L	28,538
Oct. 6	PITTSBURGH	7-13	L	30,049
Oct. 13	at Minnesota	10-51	L	48,006
Oct. 20	ST. LOUIS	27-31	L	26,371
Oct. 27	at Cincinnati	34-21	W	55,434
Nov. 3	at NY Jets	27-22	W	47,218
Nov. 10	at Buffalo	21-9	W	79,144
Nov. 17	CINCINNATI	20-3	W	44,054
Nov. 24	DALLAS	0-10	L	49,775
Dec. 1	at Pittsburgh	13-10	W	41,195
Dec. 8	at Denver	14-37	L	46,942
Dec. 15	CLEVELAND	28-24	W	33,299

	TITANS	OPP
Total First Downs	**200**	**268**
Rushing	76	124
Passing	103	129
Penalty	21	15
3rd Down: Made/Att	44/147	52/151
3rd Down Pct.	29.9	34.4
4th Down: Made/Att	1/1	1/2
4th Down Pct.	100.0	50.0
Possession Avg.	**36:26**	**23:34**
Total Net Yards	**3338**	**4425**
Avg. Per Game	238.4	316.1
Total Plays	817	919
Avg. Per Play	4.1	4.8
Net Yards Rushing	**1361**	**2050**
Avg. Per Game	97.2	146.4
Total Rushes	421	474
Net Yards Passing	**1977**	**2375**
Avg. Per Game	141.2	169.6
Sacked/Yards Lost	33/298	40/349
Gross Yards	2275	2724
Att./Comp.	363/203	405/231
Completion Pct.	55.9	57.0
Had Intercepted	19	21
Punts/Average	**79/39.2**	**70/39.1**
Net Punting Avg.	**79/32.4**	**70/30.0**
Penalties/Yards	**90/749**	**94/872**
Fumbles/Ball Lost	**26/14**	**26/15**
Touchdowns	**30**	**34**
Rushing	16	15
Passing	12	19
Returns	2	0

BY PERIODS	1	2	3	4	OT	PTS
Oilers	**72**	**37**	**62**	**65**	**0**	**236**
Opponents	**66**	**81**	**55**	**80**	**0**	**282**

SCORING	TD	RU	PA	RT	PAT	FG	S	TP
Butler	0	0	0	0	29/29	9/19	0	56
Amudson	5	4	1	0			0	30
Rodgers	5	5	0	0			0	30
Willis	4	3	1	0			0	24
Alston	3	0	3	0			0	18
B. Johnson	3	1	2	0			0	18
Burrough	2	0	2	0			0	12
V. Washington	2	2	0	0			0	12
Bethea	1	0	0	1			0	6
Coleman	1	1	0	0			0	6
Montgomery	1	0	1	0			0	6
Moore	1	0	0	1			0	6
Parks	1	0	1	0			0	6
Queen	1	0	1	0			0	6
Oilers	**30**	**16**	**12**	**2**	**29/29**	**9/19**	**0**	**236**
Opponents	**34**	**15**	**19**	**0**	**30/34**	**16/23**	**0**	**282**

RUSHING	No	Yds	Avg	Lg	TD
Rodgers	122	413	3.4	20t	5
V. Washington	74	281	3.8	23	2
Willis	74	239	3.2	18	3
Coleman	52	193	3.7	37	1
Amudson	59	138	2.3	11	4
B. Johnson	5	82	16.4	47t	1
Dickey	3	7	2.3	7	0
Queen	2	7	3.5	4	0
Gresham	3	6	2.0	3	0
Beverly	1	4	4.0	4	0
Burrough	1	0	0.0	0	0
Alston	1	-3	-3.0	-3	0
Pastorini	24	-6	-.3	7	0
Oilers	**421**	**1361**	**3.2**	**47t**	**16**
Opponents	**474**	**2050**	**4.3**	**53**	**15**

RECEIVING	No	Yds	Avg	Lg	TD
Burrough	36	492	13.7	51	2
B. Johnson	29	388	13.4	44	2
Willis	25	130	5.2	21	1
Rodgers	24	153	6.4	24	0
Parks	20	330	16.5	59	1
Amudson	18	152	8.4	29	1
Alston	17	249	14.6	33	3
V. Washington	13	92	7.1	15	0
Montgomery	9	179	19.9	65	1
Coleman	4	9	2.3	7	0
Broadnax	3	69	23.0	42	0
Gresham	3	19	6.3	9	0
Wells	1	9	9.0	9	0
Queen	1	4	4.0	4t	1
Oilers	**203**	**2275**	**11.2**	**65**	**12**
Opponents	**231**	**2724**	**11.8**	**80t**	**19**

INTERCEPTIONS	No	Yds	Avg	Lg	TD
Atkins	6	85	14.2	36	0
Bingham	4	36	9.0	18	0
Alexander	2	56	28.0	29	0
Moore	2	38	19.0	22t	1
Maxwell	2	30	15.0	15	0
Benson	2	0	0.0	5	0
Kiner	1	34	34.0	34	0
T. Smith	1	34	34.0	34	0
Severson	1	0	0.0	0	0
Oilers	**21**	**313**	**14.9**	**36**	**1**
Opponents	**19**	**238**	**12.5**	**33**	**0**

PUNTING	No	Yds	Avg	Net	TB	In	Lg	B
Beverly	79	3100	39.2	32.4	2	0	69	0
Oilers	**79**	**3100**	**39.2**	**32.4**	**2**	**0**	**69**	**0**
Opponents	**70**	**2738**	**39.1**	**30.0**	**7**	**0**	**64**	**1**

PUNT RETURNS	No	FC	Yds	Avg	Lg	TD
B. Johnson	30	3	409	13.6	49	0
Severson	11	2	86	7.8	24	0
Oilers	**41**	**5**	**495**	**12.1**	**49**	**0**
Opponents	**56**	**10**	**500**	**8.9**	**42**	**0**

KICKOFF RETURNS	No	Yds	Avg	Lg	TD
B. Johnson	29	785	27.1	67	0
Gresham	9	180	20.0	40	0
V. Washington	7	177	25.3	40	0
Severson	6	108	18.0	28	0
Coleman	3	91	30.3	39	0
Whittington	3	37	12.3	19	0
Amundson	2	17	8.5	13	0
A. Johnson	1	14	14.0	14	0
Jones	1	0	0.0	0	0
Saul	1	10	10.0	10	0
Oilers	**62**	**1419**	**22.9**	**67**	**0**
Opponents	**51**	**1111**	**21.8**	**61**	**0**

FIELD GOALS	1-19	20-29	30-39	40-49	50+
Butler	0/0	4/7	2/4	3/7	0/1
Oilers	**0/0**	**4/7**	**2/4**	**3/7**	**0/1**
Opponents	**0/0**	**7/7**	**5/7**	**4/9**	**0/0**

Butler: (47N, 37N, 28N) () (26B) (26N) (29G, 43N) (28G, 24G) (21G, 34G) (46N, 45G, 46N, 46G) () () (39N) (42G, 34G) (50N) ()

Opponents: (48N, 38N, 40N) (27G, 41G) (35G) (37G, 27G) (42G, 32N) (25G) () (35G) (32G, 28G, 48N, 22G) (28G, 46N) (25G) (44G) (43G, 45N) (37G)

SACKS

records not available

Oilers 40.0, Opponents 33.0

TACKLES (Solo-Assists-Total)

records not available

PASSING	Att	Cmp	Pct	Yards	Yds/Att	TD	Int	Lg	Sk/Yds	Rating
Pastorini	247	140	56.7	1571	6.36	10	10	65	23/225	72.4
Dickey	113	63	55.8	704	6.23	2	8	59	10/73	50.9
Coleman	2	0	0.0	0	0	0	0	0	0/0	39.6
Amundson	1	0	0.0	0	0	0	1	0	0/0	0.0
Oilers	**363**	**203**	**55.9**	**2275**	**6.27**	**12**	**19**	**65**	**33/298**	**64.0**
Opponents	**405**	**231**	**57.0**	**2724**	**6.73**	**19**	**21**	**80t**	**40/349**	**71.7**

USUAL STARTING LINEUP

OFFENSE

WR	Ken Burrough (00)
LT	Greg Sampson (73)
LG	Harris Jones (61)
	Ron Saul (64)
C	Sid Smith (77)
	Fred Hoaglin (53)
RG	Brian Goodman (68)
RT	Elbert Drungo (75)
TE	Mack Alston (82)
WR	Billy Parks (20)
QB	Dan Pastorini (7)
	Lynn Dickey (10)
RB	Vic Washington (23)
	Fred Willis (44)
FB	Willie Rodgers (34)

DEFENSE

LE	Tody Smith (85)
LT	Curley Culp (78)
RT	**Elvin Bethea (65)**
RE	Al Cowlings (76)
	Duane Benson (52)
LLB	Gregg Bingham (54)
MLB	Steve Kiner (57)
RLB	Ted Washington (59)
LCB	Willie Alexander (19)
RCB	Zeke Moore (22)
SS	Al Johnson (25)
FS	Bob Atkins (48)

SPECIALISTS

K	Skip Butler (2)
P	David Beverly (4)

Pro Bowl

GM/Head Coach: Sid Gillman
Asst. Coaches: Bum Phillips (def. coord./DL), Ed Biles (def. asst.), Sam Boghosian (ST), Andy Bourgeois (off. backs), Lew Carpenter (WR), King Hill (QB), Joe Madro (OL), Jerry Meins (strength), Larry Peccatiello (LB), Richie Petitbon (DB), Joe Woolley (off. asst.)

AMERICAN FOOTBALL CONFERENCE STANDINGS

AFC EAST	W	L	T	PCT.
Miami	11	3	0	.786
* Buffalo	9	5	0	.643
New England	7	7	0	.500
N.Y. Jets	7	7	0	.500
Baltimore	2	12	0	.143
AFC CENTRAL	**W**	**L**	**T**	**PCT.**
Pittsburgh	10	3	1	.750
Cincinnati	7	7	0	.500
Houston	**7**	**7**	**0**	**.500**
Cleveland	4	10	0	.286
AFC WEST	**W**	**L**	**T**	**PCT.**
Oakland	12	2	0	.857
Denver	7	6	1	.536
Kansas City	5	9	0	.357
San Diego	5	9	0	.357

NATIONAL FOOTBALL CONFERENCE STANDINGS

NFC EAST	W	L	T	PCT.
St. Louis	10	4	0	.714
* Washington	10	4	0	.714
Dallas	8	6	0	.571
Philadelphia	7	7	0	.500
N.Y. Giants	2	12	0	.143
NFC CENTRAL	**W**	**L**	**T**	**PCT.**
Minnesota	10	4	0	.714
Detroit	7	7	0	.500
Green Bay	6	8	0	.429
Chicago	4	10	0	.286
NFC WEST	**W**	**L**	**T**	**PCT.**
Los Angeles	10	4	0	.714
San Francisco	6	8	0	.429
New Orleans	5	9	0	.357
Atlanta	3	11	0	.214

* Wild Card for Playoffs

1973 SEASON (1-13 REGULAR SEASON, 0-0 PLAYOFFS) • 4TH PLACE AFC CENTRAL

DATE	OPPONENT	SCORE	W/L	ATT
Sep. 16	at NY Giants	14-34	L	57,979
Sep. 23	at Cincinnati	10-24	L	51,823
Sep. 30	PITTSBURGH	7-36	L	39,331
Oct. 7	LA RAMS	26-31	L	34,875
Oct. 14	DENVER	20-48	L	32,801
Oct. 21	at Cleveland	13-42	L	61,146
Oct. 28	at Chicago	14-35	L	43,755
Nov. 4	at Baltimore	31-27	W	52,707
Nov. 11	CLEVELAND	13-23	L	37,230
Nov. 18	at Kansas City	14-38	L	68,444
Nov. 25	NEW ENGLAND	0-32	L	27,344
Dec. 2	OAKLAND	6-17	L	25,801
Dec. 9	at Pittsburgh	7-33	L	38,004
Dec. 16	CINCINNATI	24-27	L	21,955

	TITANS	OPP
Total First Downs	**193**	**274**
Rushing	89	138
Passing	93	114
Penalty	11	22
3rd Down: Made/Att	48/162	77/175
3rd Down Pct.	29.6	44.0
4th Down: Made/Att	0/3	1/2
4th Down Pct.	0.0	50.0
Possession Avg.	**42:51**	**17:09**
Total Net Yards	**3307**	**4647**
Avg. Per Game	236.2	331.9
Total Plays	840	929
Avg. Per Play	3.9	5.0
Net Yards Rushing	**1388**	**2410**
Avg. Per Game	99.1	172.1
Total Rushes	386	576
Net Yards Passing	**1919**	**2237**
Avg. Per Game	137.1	159.8
Sacked/Yards Lost	43/451	27/229
Gross Yards	2370	2466
Att./Comp.	411/225	326/178
Completion Pct.	54.7	54.6
Had Intercepted	27	17
Punts/Average	**85/38.8**	**62/39.6**
Net Punting Avg.	**85/33.8**	**62/33.4**
Penalties/Yards	**95/880**	**90/811**
Fumbles/Ball Lost	**43/25**	**29/10**
Touchdowns	**22**	**53**
Rushing	9	19
Passing	11	26
Returns	2	8

BY PERIODS	1	2	3	4	OT	PTS
Oilers	**37**	**50**	**50**	**62**	**0**	**199**
Opponents	**87**	**138**	**101**	**121**	**0**	**447**

SCORING	TD	RU	PA	RT	PAT	FG	S	TP
Butler	0	0	0	0	21/21	15/24	0	66
Willis	5	4	1	0			0	30
Alston	4	0	4	0			0	24
Gresham	4	2	1	1			0	24
Burrough	3	1	2	0			0	18
Robinson	2	2	0	0			0	12
Eaglin	1	0	0	1			0	6
Hinton	1	0	1	0			0	6
D. Parks	1	0	1	0			0	6
B. Parks	1	0	1	0			0	6
Dickey	0	0	0	0			0	1
Oilers	**22**	**9**	**11**	**2**	**21/21**	**15/24**	**0**	**199**
Opponents	**53**	**19**	**26**	**8**	**52/53**	**25/42**	**1**	**447**

RUSHING	No	Yds	Avg	Lg	TD
Willis	171	579	3.4	25	4
Gresham	104	400	3.8	52	2
Robinson	34	151	4.4	22	2
Pastorini	31	102	3.3	17	0
Amundson	15	56	3.7	10	0
Thomas	10	39	3.9	17	0
Burrough	5	38	7.6	34	1
Alston	1	13	13.0	13	0
Dickey	6	9	1.5	6	0
Jolley	7	6	0.9	3	0
Hinton	1	-2	-2.0	-2	0
A. Johnson	1	-3	-3.0	-3	0
Oilers	**386**	**1388**	**3.6**	**52**	**9**
Opponents	**576**	**2410**	**4.2**	**53t**	**19**

RECEIVING	No	Yds	Avg	Lg	TD
Willis	57	371	6.5	50	1
B. Parks	43	581	13.5	66t	1
Burrough	43	577	13.4	49t	2
Gresham	28	244	8.7	62t	1
Alston	19	195	10.3	39t	4
Hinton	13	202	15.5	34t	1
Amundson	7	60	8.6	18	0
Robinson	7	46	6.6	19	0
Jolley	3	56	18.7	48	0
D. Parks	3	31	10.3	12	1
Thomas	1	4	4.0	4	0
McNeil	1	3	3.0	3	0
Oilers	**225**	**2370**	**10.5**	**66t**	**11**
Opponents	**178**	**2466**	**13.9**	**77t**	**26**

INTERCEPTIONS	No	Yds	Avg	Lg	TD
Roberts	4	55	13.8	27	0
Severson	4	24	6.0	19	0
Alexander	3	3	1.0	3	0
Blahak	2	120	60.0	87	0
Charles	2	74	37.0	39	0
Bingham	2	22	11.0	18	0
Oilers	**17**	**298**	**17.5**	**87**	**0**
Opponents	**27**	**357**	**13.2**	**86t**	**4**

PUNTING	No	Yds	Avg	Net	TB	In	Lg	B
Butler	36	1344	37.3	34.3	1	0	55	0
Pastorini	27	1087	40.3	34.4	1	0	59	0
Green	22	868	39.5	32.5	2	0	61	0
Oilers	**85**	**3299**	**38.8**	**33.8**	**4**	**0**	**61**	**0**
Opponents	**62**	**2457**	**39.6**	**33.4**	**8**	**0**	**72**	**2**

PUNT RETURNS	No	FC	Yds	Avg	Lg	TD
Severson	16	2	126	7.9	74	0
Haymond	14	6	101	7.2	44	0
Oilers	**30**	**8**	**227**	**7.6**	**74**	**0**
Opponents	**44**	**16**	**343**	**7.8**	**46**	**0**

KICKOFF RETURNS	No	Yds	Avg	Lg	TD
Haymond	28	703	25.1	47	0
Gresham	27	723	26.8	103t	1
Hinton	8	141	17.6	30	0
Eaglin	3	76	25.3	39	0
Fanucci	3	40	13.3	14	0
Blahak	2	41	20.5	23	0
Jolley	2	41	20.5	21	0
Rice TM	2	17	8.5	9	0
Severson	1	17	17.0	17	0
Oilers	**76**	**1799**	**23.7**	**103t**	**1**
Opponents	**37**	**811**	**21.9**	**95t**	**1**

FIELD GOALS	1-19	20-29	30-39	40-49	50+
Butler	4/4	2/2	6/8	3/8	0/2
Oilers	**4/4**	**2/2**	**6/8**	**3/8**	**0/2**
Opponents	**5/5**	**6/8**	**6/11**	**8/15**	**0/3**

Butler: () (31N, 51N, 38G) () (8G, 35G, 37G, 36G) (8G, 35G, 37G, 36G) (20G, 49G) (9G, 31G) () (47N, 38G) (45N, 36N, 27G, 46G) () (43B) (44B, 51N, 44G, 16G) () (43N, 18G)
Opponents: (40N, 48N, 44G, 11G) (39N, 51N, 27G) (37B, 20G, 47G, 26G) (26N, 17G) (32G, 12G) (36N) (42N, 37N) (50N, 38N, 22G, 36G) (47N, 41N, 30G, 22G, 45G) (38G) (26N, 51N, 48G, 36G, 46G) (9G) (44N, 45N, 49G, 31G, 20G, 42G) (11G, 40G)

SACKS
records not available
Oilers 27.0, Opponents 43.0

TACKLES (Solo-Assists-Total)
records not available

PASSING	Att	Cmp	Pct	Yards	Yds/Att	TD	Int	Lg	Sk/Yds	Rating
Pastorini	290	154	53.1	1482	5.11	5	17	50	30/313	49.0
Dickey	120	71	59.2	888	7.40	6	10	66t	13/138	64.2
Willis	1	0	0.0	0	0.0	0	0	0	00	39.6
Oilers	**411**	**225**	**54.7**	**2370**	**5.77**	**11**	**27**	**66t**	**43/451**	**53.3**
Opponents	**326**	**178**	**54.6**	**2466**	**7.56**	**26**	**17**	**77t**	**27/229**	**84.0**

USUAL STARTING LINEUP

OFFENSE

WR	Ken Burrough (00)
LT	Tom Funchess (66)
LG	Solomon Freelon (69)
C	Sam Gruneisen (57)
RG	Al Jenkins (60)
RT	Elbert Drungo (75)
	Levert Carr (63)
TE	Mack Alston (82)
WR	Billy Parks (20)
QB	Dan Pastorini (7)
	Lynn Dickey (10)
RB	Bob Gresham (36)
FB	Fred Willis (44)

DEFENSE

LE	Tody Smith (10)
LT	Al Cowlings (76)
RT	John Matuszak (78)
RE	**Elvin Bethea (65)**
LLB	Floyd Rice (85)
	Ralph Cindrich (55)
MLB	Gregg Bingham (54)
RLB	Guy Roberts (56)
LCB	Zeke Moore (22)
RCB	Willie Alexander (19)
SS	Jeff Severson (37)
FS	Bob Atkins (48)
	Joe Blahak (27)

SPECIALISTS

K	Skip Butler (2)
P	Skip Butler (2)
	Dan Pastorini (7)

Pro Bowl

GM: Sid Gillman; **Head Coach:** Bill Peterson (first five games), Sid Gillman (last nine games)
Asst. Coaches: Bruce Beatty (DL), Andy Bourgeois (ST), Garland Boyette (special assignments), Lew Carpenter (WR), Earnel Durden (off. backs), King Hill (QB), Joe Madro (OL), Burnie Miller (DB), Larry Peccatiello (LB)

AMERICAN FOOTBALL CONFERENCE STANDINGS

AFC EAST	W	L	T	PCT.
Miami	12	2	0	.857
Buffalo	9	5	0	.643
New England	5	9	0	.357
Baltimore	4	10	0	.286
N.Y. Jets	4	10	0	.286
AFC CENTRAL	**W**	**L**	**T**	**PCT.**
Cincinnati	10	4	0	.714
* Pittsburgh	10	4	0	.714
Cleveland	7	5	2	.571
Houston	**1**	**13**	**0**	**.071**
AFC WEST	**W**	**L**	**T**	**PCT.**
Oakland	9	4	1	.679
Denver	7	5	2	.571
Kansas City	7	5	2	.571
San Diego	2	11	1	.179

NATIONAL FOOTBALL CONFERENCE STANDINGS

NFC EAST	W	L	T	PCT.
Dallas	10	4	0	.714
* Washington	10	4	0	.714
Philadelphia	5	8	1	.393
St. Louis	4	9	1	.321
N.Y. Giants	2	11	1	.179
NFC CENTRAL	**W**	**L**	**T**	**PCT.**
Minnesota	12	2	0	.857
Detroit	6	7	1	.464
Green Bay	5	7	2	.429
Chicago	3	11	0	.214
NFC WEST	**W**	**L**	**T**	**PCT.**
Los Angeles	12	2	0	.857
Atlanta	9	5	0	.643
New Orleans	5	9	0	.357
San Francisco	5	9	0	.357

* Wild Card for Playoffs

1972 SEASON (1-13 REGULAR SEASON, 0-0 PLAYOFFS) • 4TH PLACE AFC CENTRAL

DATE	OPPONENT	SCORE	W/L	ATT
Sep. 17	at Denver	17-30	L	51,656
Sep. 24	at Miami	13-34	L	77,821
Oct. 1	NY JETS	26-20	W	51,423
Oct. 9	OAKLAND	0-34	L	51,378
Oct. 15	at Pittsburgh	7-24	L	42,929
Oct. 22	CLEVELAND	17-23	L	38,113
Oct. 29	at Cincinnati	7-30	L	59,409
Nov. 5	at Cleveland	0-20	L	61,985
Nov. 12	PHILADELPHIA	17-18	L	34,175
Nov. 19	GREEN BAY	10-23	L	41,752
Nov. 26	at San Diego	20-34	L	46,289
Dec. 3	at Atlanta	10-20	L	58,850
Dec. 10	PITTSBURGH	3-9	L	36,528
Dec. 17	CINCINNATI	17-61	L	32,482

	TITANS	OPP
Total First Downs	**183**	**263**
Rushing	80	147
Passing	88	100
Penalty	15	16
3rd Down: Made/Att	49/184	75/185
3rd Down Pct.	26.6	40.5
4th Down: Made/Att	1/4	--
4th Down Pct.	25.0	--
Possession Avg.	**42:51**	**17:09**
Total Net Yards	**3191**	**4734**
Avg. Per Game	227.9	338.1
Total Plays	817	894
Avg. Per Play	3.9	5.3
Net Yards Rushing	**1518**	**2591**
Avg. Per Game	108.4	185.1
Total Rushes	397	546
Net Yards Passing	**1673**	**2143**
Avg. Per Game	119.5	153.1
Sacked/Yards Lost	45/372	24/172
Gross Yards	2045	2315
Att./Comp.	375/181	324/174
Completion Pct.	48.3	53.7
Had Intercepted	23	6
Punts/Average	**85/41.0**	**61/42.1**
Net Punting Avg.	**85/36.6**	**61/36.8**
Penalties/Yards	**66/581**	**79/741**
Fumbles/Ball Lost	**30/10**	**29/18**
Touchdowns	**18**	**40**
Rushing	7	23
Passing	10	12
Returns	1	5

BY PERIODS	1	2	3	4	OT	PTS
Oilers	**17**	**47**	**46**	**54**	**0**	**164**
Opponents	**81**	**99**	**73**	**127**	**0**	**380**

SCORING	TD	RU	PA	RT	PAT	FG	S	TP
S. Butler	0	0	0	0	15/16	12/19	0	51
Burrough	4	0	4	0			0	24
Robinson LG	3	3	0	0			0	18
Robinson TM	3	3	0	0			0	18
Joiner TM	2	0	2	0			0	12
Pastorini	2	2	0	0			0	12
Rodgers	2	2	0	0			0	12
Willis LG	2	0	2	0			0	12
Willis TM	2	0	2	0			0	12
Beirne	1	0	1	0			0	6
Dawson	1	0	1	0			0	6
Walsh TM	1	0	0	1			0	6
Moseley	0	0	0	0	2/2	1/2	0	5
Oilers	**18**	**7**	**10**	**1**	**17/18**	**13/21**	**0**	**164**
Opponents	**40**	**23**	**12**	**5**	**39/40**	**33/40**	**1**	**380**

RUSHING	No	Yds	Avg	Lg	TD
Willis LG	134	461	3.4	43	0
Willis TM	92	334	3.6	43	0
Robinson LG	107	449	4.2	30t	3
Robinson TM	86	355	4.1	30t	3
Pastorini	38	205	5.4	17	2
Rodgers	71	204	2.9	14	2
Granger	42	175	4.2	14	0
R. Holmes	43	172	4.0	18	0
Walsh TM	8	36	4.5	14	0
A. Johnson	11	13	1.2	7	0
Joiner TM	2	12	6.0	9	0
Baker	1	9	9.0	9	0
Nix	3	3	1.0	5	0
Oilers	**397**	**1518**	**3.8**	**43**	**7**
Opponents	**546**	**2591**	**4.7**	**66t**	**23**

RECEIVING	No	Yds	Avg	Lg	TD
Willis LG	45	297	6.6	27	2
Willis TM	36	251	7.0	27	2
Smith G	30	316	10.5	25	0
Smith TM	20	218	10.9	24	0
Burrough	26	521	20.0	80t	4
Reed	19	251	13.2	29	0
Joiner TM	16	306	19.1	82t	2
Granger	15	74	4.9	20	0
Robinson LG	14	112	8.0	24	0
Robinson TM	14	112	8.0	24	0
Beirne	7	95	13.6	19	1
Dawson	6	78	13.0	20	1
Rodgers	6	61	10.2	15	0
R. Holmes	6	32	5.3	13	0
A. Johnson	6	24	4.0	16	0
Walsh TM	4	22	5.5	16	0
Oilers	**181**	**2045**	**11.3**	**82t**	**10**
Opponents	**174**	**2315**	**13.3**	**68t**	**12**

INTERCEPTIONS	No	Yds	Avg	Lg	TD
Atkins	2	37	18.5	34	0
Charles	2	6	3.0	6	0
B. Johnson	1	34	34.0	34	0
Alexander	1	16	16.0	16	0
Oilers	**6**	**93**	**15.5**	**34**	**0**
Opponents	**23**	**319**	**13.9**	**63t**	**3**

PUNTING	No	Yds	Avg	Net	TB	In	Lg	B
Pastorini	82	3381	41.2	36.6	4	0	63	1
S. Butler	3	105	35.0	34.0	0	0	47	0
Oilers	**85**	**3486**	**41.0**	**36.6**	**4**	**0**	**63**	**1**
Opponents	**61**	**2569**	**42.1**	**36.8**	**8**	**0**	**60**	**2**

PUNT RETURNS	No	FC	Yds	Avg	Lg	TD
Houston	25	7	148	5.9	33	0
Moore	7	2	15	2.1	19	0
A. Johnson	2	1	0	0.0	0	0
Oilers	**34**	**10**	**163**	**4.8**	**33**	**0**
Opponents	**31**	**27**	**299**	**9.6**	**85t**	**1**

KICKOFF RETURNS	No	Yds	Avg	Lg	TD
Rodgers	17	335	19.7	32	0
B. Johnson	13	230	17.7	29	0
Jolley	11	267	24.3	43	0
A. Johnson	7	154	22.0	28	0
Cole TM	2	41	20.5	21	0
R. Holmes	2	39	19.5	21	0
Granger	1	5	5.0	5	0
Moore	1	22	22.0	22	0
Oilers	**54**	**1093**	**20.2**	**43**	**0**
Opponents	**28**	**547**	**19.5**	**78**	**0**

FIELD GOALS	1-19	20-29	30-39	40-49	50+
S. Butler	3/3	3/5	3/4	3/6	0/1
Moseley	0/0	1/1	0/0	0/1	0/0
Oilers	**3/3**	**4/6**	**3/4**	**3/7**	**0/1**
Opponents	**8/8**	**8/9**	**11/13**	**4/8**	**2/2**

S. Butler: () () (12G, 20G, 20G, 12G) (24B, 42B) () (46G) (47N) () (43N, 38G) (36N, 13G) (49G, 47G) (37G) (25B, 53N, 34G) (27G)
Moseley: (41N, 20G) () () () () () () () () () () () () ()
Opponents: (15G, 29G, 40G) () (8G, 32G) (49N, 46G, 35G) (35N, 28G) (42N, 33G, 33G, 26G) (10G, 42G, 33G) (46N, 19G, 32G) (22N, 33G, 52G, 22G, 12G, 38G, 20G) () (48N, 31G, 11G) (32N, 27G, 16G) (24G, 39G, 13G) (46G, 24G, 51G, 32G)

SACKS
records not available
Oilers 24.0, Opponents 45.0

TACKLES (Solo-Assists-Total)
records not available

PASSING	Att	Cmp	Pct	Yards	Yds/Att	TD	Int	Lg	Sk/Yds	Rating
Pastorini	299	144	48.2	1711	5.72	7	12	82t	37/310	57.1
Nix	63	33	52.4	287	4.56	3	6	19	6/45	41.0
Baker	10	4	40.0	47	4.70	0	4	18	2/17	15.4
Willis LG	4	1	25.0	16	4.00	0	1	16	0/0	4.2
Willis TM	3	0	0.0	0	0.00	0	1	0	0/0	0.0
Oilers	**375**	**181**	**48.3**	**2045**	**5.45**	**10**	**23**	**82t**	**45/372**	**48.4**
Opponents	**324**	**174**	**53.7**	**2315**	**7.15**	**12**	**6**	**68t**	**24/172**	**81.2**

USUAL STARTING LINEUP

OFFENSE

WR	Charlie Joiner (18)
	Dave Smith (87)
LT	Tom Funchess (66)
LG	Tom Regner (60)
C	Calvin Hunt (51)
RG	Ron Saul (64)
RT	Levert Carr (63)
TE	Alvin Reed (89)
WR	Ken Burrough (00)
QB	Dan Pastorini (7)
RB	Paul Robinson (18)
FB	Fred Willis (44)
	Hoyle Granger (30)

DEFENSE

LE	Pat Holmes (79)
LT	Mike Tilleman (78)
RT	Leo Brooks (73)
RE	**Elvin Bethea (65)**
LLB	Floyd Rice (85)
MLB	Ron Pritchard (58)
	Garland Boyette (52)
RLB	Phil Croyle (59)
	George Webster (90)
LCB	Willie Alexander (19)
RCB	Benny Johnson (33)
SS	**Ken Houston (29)**
FS	John Charles (25)

SPECIALISTS

K	Skip Butler (2)
P	Dan Pastorini (7)

Pro Bowl

GM: John Breen; **Head Coach:** Bill Peterson
Asst. Coaches: Don Breaux (off. backs), Dan Henning (QB/WR), King Hill (special assignments), Joe Madro (OL), Larry Peccatiello (LB), Jackie Simpson (DB), Jerry Smith (DL)

AMERICAN FOOTBALL CONFERENCE STANDINGS

AFC EAST	W	L	T	PCT.
Miami	14	0	0	1.000
N.Y. Jets	7	7	0	.500
Baltimore	5	9	0	.357
Buffalo	4	9	1	.321
New England	3	11	0	.214
AFC CENTRAL	**W**	**L**	**T**	**PCT.**
Pittsburgh	11	3	0	.786
* Cleveland	10	4	0	.714
Cincinnati	8	6	0	.571
Houston	**1**	**13**	**0**	**.071**
AFC WEST	**W**	**L**	**T**	**PCT.**
Oakland	10	3	1	.750
Kansas City	8	6	0	.571
Denver	5	9	0	.357
San Diego	4	9	1	.321

NATIONAL FOOTBALL CONFERENCE STANDINGS

NFC EAST	W	L	T	PCT.
Washington	11	3	0	.786
* Dallas	10	4	0	.714
N.Y. Giants	8	6	0	.571
St. Louis	4	9	1	.321
Philadelphia	2	11	1	.179
NFC CENTRAL	**W**	**L**	**T**	**PCT.**
Green Bay	10	4	0	.714
Detroit	8	5	1	.607
Minnesota	7	7	0	.500
Chicago	4	9	1	.321
NFC WEST	**W**	**L**	**T**	**PCT.**
San Francisco	8	5	1	.607
Atlanta	7	7	0	.500
Los Angeles	6	7	1	.464
New Orleans	2	11	1	.179

* Wild Card for Playoffs

1971 SEASON (4-9-1 REGULAR SEASON, 0-0 PLAYOFFS) • 3RD PLACE AFC CENTRAL

DATE	OPPONENT	SCORE	W/L	ATT
Sep. 19	at Cleveland	0-31	L	73,387
Sep. 26	KANSAS CITY	16-20	L	46,498
Oct. 3	NEW ORLEANS	13-13	T	47,966
Oct. 10	at Washington	13-22	L	55,041
Oct. 17	DETROIT	7-31	L	45,885
Oct. 24	at Pittsburgh	16-23	L	45,872
Oct. 31	CINCINNATI	10-6	W	37,947
Nov. 7	at New England	20-28	L	53,155
Nov. 14	at Oakland	21-41	L	54,705
Nov. 21	at Cincinnati	13-28	L	59,390
Nov. 28	CLEVELAND	24-37	L	37,921
Dec. 5	PITTSBURGH	29-3	W	37,778
Dec. 12	at Buffalo	20-14	W	28,107
Dec. 19	SAN DIEGO	49-33	W	35,959

	TITANS	OPP
Total First Downs	**201**	**237**
Rushing	62	117
Passing	117	97
Penalty	22	23
3rd Down: Made/Att	52/177	65/194
3rd Down Pct.	29.4	33.5
4th Down: Made/Att	2/4	2/4
4th Down Pct.	50.0	50.0
Possession Avg.	**30:00**	**30:00**
Total Net Yards	**3515**	**3795**
Avg. Per Game	251.1	271.1
Total Plays	815	880
Avg. Per Play	4.3	4.3
Net Yards Rushing	**1106**	**1723**
Avg. Per Game	79.0	123.1
Total Rushes	361	489
Net Yards Passing	**2409**	**2072**
Avg. Per Game	172.1	148.0
Sacked/Yards Lost	31/234	37/344
Gross Yards	2643	2416
Att./Comp.	423/194	354/180
Completion Pct.	45.9	50.8
Had Intercepted	37	23
Punts/Average	**75/40.6**	**76/42.2**
Net Punting Avg.	**75/34.9**	**76/37.0**
Penalties/Yards	**91/856**	**75/916**
Fumbles/Ball Lost	**24/14**	**31/14**
Touchdowns	**29**	**37**
Rushing	10	22
Passing	12	11
Returns	7	4

BY PERIODS	1	2	3	4	OT	PTS
Oilers	**29**	**72**	**64**	**86**	**0**	**251**
Opponents	**78**	**110**	**44**	**98**	**0**	**330**

SCORING	TD	RU	PA	RT	PAT	FG	S	TP
Moseley	0	0	0	0	25/27	16/26	0	73
Joiner	7	0	7	0			0	42
Houston	5	0	0	5			0	30
R. Holmes TM	4	4	0	0			0	24
Pastorini	3	3	0	0			0	18
Dawkins TM	2	2	0	0			0	12
Atkins	1	0	0	1			0	6
Beirne	1	0	1	0			0	6
Boyette	1	0	0	1			0	6
Burrough	1	0	1	0			0	6
Campbell	1	1	0	0			0	6
Post LG	1	0	1	0			0	6
Reed	1	0	1	0			0	6
Sledge	1	0	1	0			0	6
Walsh	1	0	1	0			0	6
Beck	0	0	0	0	1/2	1/2	0	4
Oilers	**29**	**10**	**12**	**7**	**26/29**	**17/28**	**0**	**251**
Opponents	**37**	**22**	**11**	**4**	**36/37**	**24/35**	**0**	**330**

RUSHING	No	Yds	Avg	Lg	TD
R. Holmes LG	112	323	2.9	31	4
R. Holmes TM	91	288	3.2	31	4
Campbell	96	259	2.7	18	1
Pastorini	26	140	5.4	27	3
Dawkins TM	42	135	3.2	21	2
Walsh	38	129	3.4	19	0
Post LG	40	86	2.2	16	0
Post TM	22	42	1.9	10	0
Sledge	24	74	3.1	19	0
Richardson	17	33	1.9	13	0
Dickey	1	4	4.0	4	0
Hopkins	2	2	1.0	2	0
C. Johnson	2	0	0.0	0	0
Oilers	**361**	**1106**	**3.1**	**31**	**10**
Opponents	**489**	**1723**	**3.5**	**30t**	**22**

PASSING	Att	Cmp	Pct	Yards	Yds/Att	TD	Int	Lg	Sk/Yds	Rating
Pastorini	270	127	47.0	1702	6.30	7	21	62t	20/152	43.8
C. Johnson	94	46	48.9	592	6.30	3	7	70t	8/61	48.7
Dickey	57	19	33.3	315	5.53	0	9	42	3/21	13.3
Campbell	2	2	100.0	34	17.00	2	0	20t	0/0	158.3
Oilers	**423**	**194**	**45.9**	**2643**	**6.25**	**12**	**37**	**70t**	**31/234**	**39.3**
Opponents	**354**	**180**	**50.8**	**2416**	**6.82**	**11**	**23**	**64**	**37/344**	**56.2**

RECEIVING	No	Yds	Avg	Lg	TD
Beirne	38	550	14.5	40	1
Joiner	31	681	22.0	70t	7
Reed	25	408	16.3	36	1
Burrough	25	370	14.8	62t	1
Campbell	20	179	9.0	24	0
R. Holmes LG	19	154	8.1	22	0
R. Holmes TM	17	138	8.1	22	0
Post LG	9	112	12.4	28	1
Post TM	5	66	13.2	28	0
Dawkins TM	9	53	5.9	13	0
Frazier TM	8	113	14.1	33	0
Walsh	6	36	6.0	16	1
Sledge	6	32	5.3	10	1
Richardson	4	17	4.3	9	0
Oilers	**194**	**2643**	**13.6**	**70t**	**12**
Opponents	**180**	**2416**	**13.4**	**64**	**11**

INTERCEPTIONS	No	Yds	Avg	Lg	TD
Houston	9	220	24.4	48t	4
Charles	5	94	18.8	51	0
Alexander	4	74	18.5	36	0
Moore	3	29	9.7	26	0
Atkins	1	25	25.0	25t	1
Brooks	1	14	14.0	14	0
Oilers	**23**	**456**	**19.8**	**51**	**5**
Opponents	**37**	**505**	**13.6**	**59t**	**3**

PUNTING	No	Yds	Avg	Net	TB	In	Lg	B
Pastorini	75	3044	40.6	34.9	6	0	62	0
Oilers	**75**	**3044**	**40.6**	**34.9**	**6**	**0**	**62**	**0**
Opponents	**76**	**3210**	**42.2**	**37.0**	**10**	**0**	**63**	**0**

PUNT RETURNS	No	FC	Yds	Avg	Lg	TD
Houston	16	4	91	5.7	15	0
Cole	14	15	107	7.6	31	0
Rice	2	0	0	0.0	0	0
Moore	0	1	0	--	--	0
Richardson	0	1	0	--	--	0
Oilers	**32**	**21**	**198**	**6.2**	**31**	**0**
Opponents	**39**	**12**	**304**	**7.8**	**34**	**0**

KICKOFF RETURNS	No	Yds	Avg	Lg	TD
Cole	32	834	26.1	45	0
R. Holmes LG	12	300	25.0	41	0
R. Holmes TM	5	129	25.8	29	0
Moore	10	214	21.4	28	0
Burrough	8	157	19.6	30	0
Post LG	5	116	23.2	37	0
Bergey LG	1	15	15.0	15	0
Joiner	1	25	25.0	25	0
Rice	1	0	0.0	0	0
Richardson	1	26	26.0	26	0
Walsh	1	24	24.0	24	0
Oilers	**59**	**1409**	**23.9**	**45**	**0**
Opponents	**41**	**862**	**21.0**	**71**	**0**

FIELD GOALS	1-19	20-29	30-39	40-49	50+
Moseley	0/0	8/9	2/4	6/10	0/3
Beck	1/1	0/0	0/1	0/0	0/0
Oilers	**1/1**	**8/9**	**2/5**	**6/10**	**0/3**
Opponents	**9/9**	**4/7**	**6/9**	**4/8**	**1/2**

Moseley: () () (60N, 22G, 44G) (54N, 42G, 25G) (27N) (47B, 24G) (47N, 42G) (37N, 25G, 41G) () (37G, 26G) (27G) (44N, 48N, 25G, 37G, 25G) (38N, 52N, 44G, 44G) ()
Beck: (37N) (15G) () () () () () () () () () () () () ()
Opponents: (49N, 44N, 24G) (52N, 43G, 11G) (14G, 37G) (33N, 47N, 15G, 36G, 13G, 17G, 39G) (27N, 13G) (28G, 22G, 12G) (27N, 32N, 46G, 45G) (25N) (37N, 10G, 33G) () (40G, 35G,39G) (15G) () (42B, 50G, 20G)

SACKS
records not available
Oilers 37.0, Opponents 31.0

TACKLES (Solo-Assists-Total)
records not available

USUAL STARTING LINEUP

OFFENSE

WR	Jim Beirne (81)
LT	Gene Ferguson (74)
LG	Bob Young (56)
C	Walt Suggs (76)
	Jerry Sturm (62)
RG	Elbert Drungo (75)
RT	Sam Walton (77)
TE	Alvin Reed (89)
	Willie Frazier (83)
WR	Charlie Joiner (18)
QB	Dan Pastorini (7)
	Charley Johnson (12)
RB	Woody Campbell (35)
FB	Robert Holmes (39)
	Joe Dawkins (34)

DEFENSE

LE	Pat Holmes (79)
LT	Mike Tilleman (78)
RT	Ron Billingsley (82)
RE	**Elvin Bethea (65)**
LLB	George Webster (90)
MLB	Garland Boyette (52)
RLB	Ron Pritchard (58)
LCB	Zeke Moore (22)
RCB	Willie Alexander (19)
	Benny Johnson (33)
SS	**Ken Houston (29)**
FS	John Charles (25)

SPECIALISTS

K	Mark Moseley (11)
P	Dan Pastorini (7)

Pro Bowl

GM: John Breen; **Head Coach:** Ed Hughes
Asst. Coaches: George Dickson (LB/ST), Burnie Miller (DB), Fran Polsfoot (WR), Walt Schlinkman (off. backs), Walt Yowarsky (DL), Ernie Zwahlen (OL)

AMERICAN FOOTBALL CONFERENCE STANDINGS

AFC EAST	W	L	T	PCT.
Miami	10	3	1	.769
* Baltimore	10	4	0	.714
New England	6	8	0	.429
N.Y. Jets	6	8	0	.429
Buffalo	1	13	0	.071
AFC CENTRAL	**W**	**L**	**T**	**PCT.**
Cleveland	9	5	0	.643
Pittsburgh	6	8	0	.429
Houston	**4**	**9**	**1**	**.308**
Cincinnati	4	10	0	.286
AFC WEST	**W**	**L**	**T**	**PCT.**
Kansas City	10	3	1	.769
Oakland	8	4	2	.667
San Diego	6	8	0	.429
Denver	4	9	1	.308

NATIONAL FOOTBALL CONFERENCE STANDINGS

NFC EAST	W	L	T	PCT.
Dallas	11	3	0	.786
* Washington	9	4	1	.692
Philadelphia	6	7	1	.462
St. Louis	4	9	1	.308
N.Y. Giants	4	10	0	.286
NFC CENTRAL	**W**	**L**	**T**	**PCT.**
Minnesota	11	3	0	.786
Detroit	7	6	1	.538
Chicago	6	8	0	.429
Green Bay	4	8	2	.333
NFC WEST	**W**	**L**	**T**	**PCT.**
San Francisco	9	5	0	.643
Los Angeles	8	5	1	.615
Atlanta	7	6	1	.538
New Orleans	4	8	2	.333

* Wild Card for Playoffs

1970 SEASON (3-10-1 REGULAR SEASON, 0-0 PLAYOFFS) • 4TH PLACE AFC CENTRAL

DATE	OPPONENT	SCORE	W/L	ATT
Sep. 20	at Pittsburgh	19-7	W	45,538
Sep. 27	MIAMI	10-20	L	39,840
Oct. 4	at Cincinnati	20-13	W	55,094
Oct. 11	BALTIMORE	20-24	L	48,050
Oct. 18	PITTSBURGH	3-7	L	42,799
Oct. 25	at San Diego	31-31	T	41,427
Nov. 1	at St. Louis	0-44	L	47,911
Nov. 8	at Kansas City	9-24	L	49,810
Nov. 15	SAN FRANCISCO	20-30	L	43,040
Nov. 22	at Cleveland	14-28	L	74,723
Nov. 29	DENVER	31-21	W	35,733
Dec. 7	CLEVELAND	10-21	L	50,582
Dec. 13	CINCINNATI	20-30	L	34,435
Dec. 20	at Dallas	10-52	L	50,504

	TITANS	OPP
Total First Downs	**232**	**227**
Rushing	88	85
Passing	126	115
Penalty	18	27
3rd Down: Made/Att	91/225	78/200
3rd Down Pct.	40.4	39.0
4th Down: Made/Att	2/6	2/3
4th Down Pct.	33.3	66.7
Possession Avg.	**38:34**	**17:09**
Total Net Yards	**4062**	**4398**
Avg. Per Game	290.1	314.1
Total Plays	922	840
Avg. Per Play	4.4	5.2
Net Yards Rushing	**1556**	**1793**
Avg. Per Game	111.1	128.1
Total Rushes	419	466
Net Yards Passing	**2506**	**2605**
Avg. Per Game	179.0	186.1
Sacked/Yards Lost	33/262	30/246
Gross Yards	2768	2851
Att./Comp.	470/238	344/164
Completion Pct.	50.6	47.7
Had Intercepted	23	18
Punts/Average	**84/42.4**	**77/44.4**
Net Punting Avg.	**84/35.7**	**77/39.5**
Penalties/Yards	**78/833**	**76/833**
Fumbles/Ball Lost	**26/15**	**22/8**
Touchdowns	**23**	**44**
Rushing	10	16
Passing	12	25
Returns	1	3

BY PERIODS	1	2	3	4	OT	PTS
Oilers	**49**	**57**	**50**	**61**	**0**	**217**
Opponents	**51**	**92**	**89**	**120**	**0**	**352**

SCORING	TD	RU	PA	RT	PAT	FG	S	TP
Gerela	0	0	0	0	23/23	18/32	0	77
LeVias	5	0	5	0			0	30
Hopkins	3	3	0	0			0	18
Joiner	3	0	3	0			0	18
Richardson	3	2	1	0			0	18
Dawkins	2	2	0	0			0	12
Reed	2	0	2	0			0	12
Beirne	1	0	1	0			0	6
Campbell	1	1	0	0			0	6
Granger	1	1	0	0			0	6
Peacock	1	0	0	1			0	6
Rhome	1	1	0	0			0	6
Pritchard	0	0	0	0			1	2
Oilers	**23**	**10**	**12**	**1**	**23/23**	**18/32**	**1**	**217**
Opponents	**44**	**16**	**25**	**3**	**44/44**	**14/30**	**1**	**352**

RUSHING	No	Yds	Avg	Lg	TD
Dawkins	124	517	4.2	49	2
Richardson	103	368	3.6	34	2
Hopkins	57	207	3.6	12	3
Campbell	59	189	3.2	28	1
Granger	51	169	3.3	15	1
Rhome	9	54	6.0	11	1
LeVias	7	37	5.3	24	0
Naponic	3	12	4.0	11	0
C. Johnson	5	3	0.6	9	0
Smiley	1	0	0.0	0	0
Oilers	**419**	**1556**	**3.7**	**49**	**10**
Opponents	**466**	**1793**	**3.8**	**35**	**16**

RECEIVING	No	Yds	Avg	Lg	TD
Reed	47	604	12.9	34	2
LeVias	41	529	12.9	63t	5
Richardson	34	381	11.2	67	1
Joiner	28	416	14.9	87t	3
Haik	17	190	11.2	35	0
Beirne	16	216	13.5	25	1
Dawkins	15	94	6.3	17	0
Campbell	15	78	5.2	10	0
Hopkins	14	142	10.1	43	0
Granger	11	118	10.7	22	0
Oilers	**238**	**2768**	**11.6**	**87t**	**12**
Opponents	**164**	**2851**	**17.4**	**80t**	**25**

INTERCEPTIONS	No	Yds	Avg	Lg	TD
Moore	6	85	14.2	32	0
Houston	3	32	10.7	9	0
Peacock	3	24	8.0	12	0
Mitchell	2	35	17.5	35	0
Pritchard	2	28	14.0	17	0
Boyette	1	18	18.0	18	0
Atkins	1	7	7.0	7	0
Domres	0	13	--	13	0
Oilers	**18**	**242**	**13.4**	**35**	**0**
Opponents	**23**	**334**	**14.5**	**45t**	**2**

PUNTING	No	Yds	Avg	Net	TB	In	Lg	B
Jones	84	3559	42.4	35.7	6	0	73	1
Oilers	**84**	**3559**	**42.4**	**35.7**	**6**	**0**	**73**	**1**
Opponents	**77**	**3419**	**44.4**	**39.5**	**6**	**0**	**71**	**0**

PUNT RETURNS	No	FC	Yds	Avg	Lg	TD
LeVias	25	8	213	8.5	33	0
Richardson	10	7	30	3.0	11	0
Houston	4	1	13	3.3	6	0
Beirne	1	0	1	1.0	1	0
Dawkins	1	0	0	0.0	0	0
Oilers	**41**	**16**	**257**	**6.3**	**33**	**0**
Opponents	**52**	**16**	**441**	**8.5**	**38**	**0**

KICKOFF RETURNS	No	Yds	Avg	Lg	TD
LeVias	26	598	23.0	37	0
B. Johnson	15	320	21.3	40	0
Moore	7	190	27.1	45	0
Davis	2	0	0.0	0	0
Drungo	1	25	25.0	25	0
Granger	1	0	0.0	0	0
Hopkins	1	20	20.0	20	0
Lewis	1	15	15.0	15	0
Reed	1	0	0.0	0	0
Oilers	**55**	**1168**	**21.2**	**45**	**0**
Opponents	**32**	**741**	**23.2**	**35**	**0**

FIELD GOALS	1-19	20-29	30-39	40-49	50+
Gerela	5/5	4/5	6/8	3/14	0/0
Oilers	**5/5**	**4/5**	**6/8**	**3/14**	**0/0**
Opponents	**1/1**	**2/6**	**7/9**	**3/10**	**1/4**

Gerela: (46N, 8G) (10G) (28G, 37G) (42N, 40B, 48N, 27G, 9G) (40N, 34G) (46N, 48B, 49N, 48N, 18G) (32N) (27N, 38G, 18G, 48G) (26G, 26G) () (41N, 33G) (43G) (47N, 37B, 46G, 31G) (37G)
Opponents: (27N) (40N, 31G, 42G) (23B, 51G, 36G) (34N, 45N, 43G) (57N) (45G) (46N, 48N, 32G, 14G, 38G) (44N, 42B, 39G) (52B, 52N) (33B, 24N) (23N) (44N) (25G, 25G, 30G) (35G)

SACKS
records not available
Oilers 30.0, Opponents 33.0

TACKLES (Solo-Assists-Total)
records not available

PASSING	Att	Cmp	Pct	Yards	Yds/Att	TD	Int	Lg	Sk/Yds	Rating
C. Johnson	281	144	51.2	1652	5.88	7	12	63t	15/124	59.8
Rhome	168	88	52.4	1031	6.14	5	8	87t	10/85	61.4
Naponic	20	6	30.0	85	4.25	0	2	21	8/53	5.2
LeVias	1	0	0.0	0	0.00	0	1	0	0/0	0.0
Oilers	**470**	**238**	**50.6**	**2768**	**5.89**	**12**	**23**	**87t**	**33/262**	**56.9**
Opponents	**344**	**164**	**47.7**	**2851**	**8.29**	**25**	**18**	**80t**	**30/246**	**78.8**

USUAL STARTING LINEUP

OFFENSE

WR	Charlie Joiner (18)
	Jim Beirne (81)
LT	Walt Suggs (76)
LG	Ken Gray (62)
C	Bobby Maples (50)
RG	Elbert Drungo (75)
RT	Glen Ray Hines (78)
TE	Alvin Reed (89)
WR	Jerry LeVias (23)
QB	Charley Johnson (12)
	Jerry Rhome (17)
RB	Mike Richardson (24)
	Woody Campbell (35)
FB	Joe Dawkins (34)
	Hoyle Granger (32)

DEFENSE

LE	Pat Holmes (79)
LT	Willie Parker (74)
RT	Tom Domres (71)
RE	Elvin Bethea (65)
LLB	Olen Underwood (56)
	George Webster (90)
MLB	Garland Boyette (52)
RLB	Ron Pritchard (58)
LCB	Leroy Mitchell (41)
RCB	**Zeke Moore (22)**
SS	**Ken Houston (29)**
FS	Johnny Peacock (44)

SPECIALISTS

K	Roy Gerela (3)
P	Spike Jones (11)

Pro Bowl

GM: (none); **Head Coach:** Wally Lemm
Asst. Coaches: Joe Childress (off. backs), Hugh Devore (LB), F.A. Dry (OL), Bud McFadin (DL), Fran Polsfoot (WR), Walt Schlinkman (DB)

AMERICAN FOOTBALL CONFERENCE STANDINGS

AFC EAST	W	L	T	PCT.
Baltimore	11	2	1	.846
* Miami	10	4	0	.714
N.Y. Jets	4	10	0	.286
Buffalo	3	10	1	.231
Boston Patriots	2	12	0	.143
AFC CENTRAL	**W**	**L**	**T**	**PCT.**
Cincinnati	8	6	0	.571
Cleveland	7	7	0	.500
Pittsburgh	5	9	0	.357
Houston	**3**	**10**	**1**	**.231**
AFC WEST	**W**	**L**	**T**	**PCT.**
Oakland	8	4	2	.667
Kansas City	7	5	2	.583
San Diego	5	6	3	.455
Denver	5	8	1	.385

NATIONAL FOOTBALL CONFERENCE STANDINGS

NFC EAST	W	L	T	PCT.
Dallas	10	4	0	.714
N.Y. Giants	9	5	0	.643
St. Louis	8	5	1	.615
Washington	6	8	0	.429
Philadelphia	3	10	1	.231
NFC CENTRAL	**W**	**L**	**T**	**PCT.**
Minnesota	12	2	0	.857
* Detroit	10	4	0	.714
Chicago	6	8	0	.429
Green Bay	6	8	0	.429
NFC WEST	**W**	**L**	**T**	**PCT.**
San Francisco	10	3	1	.769
Los Angeles	9	4	1	.692
Atlanta	4	8	2	.333
New Orleans	2	11	1	.154

* Wild Card for Playoffs

1969 SEASON (6-6-2 REGULAR SEASON, 0-1 PLAYOFFS) • 2ND PLACE AFL EAST

DATE	OPPONENT	SCORE	W/L	ATT
Sep. 14	at Oakland	17-21	L	49,361
Sep. 21	at Buffalo	17-3	W	40,146
Sep. 28	MIAMI	22-10	W	41,086
Oct. 5	BUFFALO	28-14	W	46,485
Oct. 12	at Kansas City	0-24	L	45,805
Oct. 19	at New York	17-26	L	63,841
Oct. 26	DENVER	24-21	W	45,348
Nov. 2	at Boston	0-24	L	19,006
Nov. 9	CINCINNATI	31-31	T	45,298
Nov. 16	at Denver	20-20	T	45,002
Nov. 23	at Miami	32-7	W	27,218
Nov. 27	SAN DIEGO	17-21	L	40,065
Dec. 6	NEW YORK	26-34	L	51,923
Dec. 14	BOSTON	27-23	W	39,215
Dec. 21	**at Oakland**	**7-56**	**L**	**53,539**

	TITANS	OPP
Total First Downs	**256**	**183**
Rushing	95	77
Passing	146	93
Penalty	15	13
3rd Down: Made/Att	--	--
4th Down: Made/Att	--	--
Possession Avg.	**25:43**	**34:17**
Total Net Yards	**4531**	**3773**
Avg. Per Game	323.6	269.5
Total Plays	965	833
Avg. Per Play	4.7	4.5
Net Yards Rushing	**1706**	**1556**
Avg. Per Game	121.9	111.1
Total Rushes	440	430
Net Yards Passing	**2825**	**2217**
Avg. Per Game	201.8	158.4
Sacked/Yards Lost	36/322	32/278
Gross Yards	3147	2495
Att./Comp.	489/239	371/167
Completion Pct.	48.9	45.0
Had Intercepted	31	23
Punts/Average	**70/38.9**	**85/43.1**
Net Punting Avg.	**70/35.8**	**85/36.8**
Penalties/Yards	**70/730**	**61/592**
Fumbles/Ball Lost	**24/17**	**27/17**
Touchdowns	**31**	**33**
Rushing	12	10
Passing	15	18
Returns	4	5

BY PERIODS	1	2	3	4	OT	PTS
Oilers	**28**	**84**	**58**	**108**	**0**	**278**
Opponents	**92**	**82**	**51**	**54**	**0**	**279**

SCORING	TD	RU	PA	RT	PAT	FG	S	TP
Gerela	0	0	0	0	29/29	19/40	0	86
Hopkins	5	4	1	0			0	30
LeVias	5	0	5	0			0	30
Beirne	4	0	4	0			0	26
Granger	4	3	1	0			0	24
Beathard	2	2	0	0			0	12
Reed	2	0	2	0			0	12
Trull	2	2	0	0			0	12
Campbell	1	1	0	0			0	6
Domres	1	0	0	1			0	6
Haik	1	0	1	0			0	6
Houston	1	0	0	1			0	6
Johnson	1	0	1	0			0	6
Moore	1	0	0	1			0	6
Peacock	1	0	0	1			0	6
Bethea	0	0	0	0			1	2
Richardson	0	0	0	0			0	2
Oilers	**31**	**12**	**15**	**0**	**29/29**	**19/40**	**1**	**278**
Opponents	**33**	**10**	**18**	**5**	**33/33**	**16/30**	**0**	**279**

2-Pt Conversions: Beirne, Richardson Oilers 2-2, Opponents 0-0

RUSHING	No	Yds	Avg	Lg	TD
Granger	186	740	4.0	23	3
Hopkins	131	473	3.6	43t	4
Burrell	41	147	3.6	19	0
Campbell	28	98	3.5	10	1
Beathard	19	89	4.7	16	2
Richardson	5	51	10.2	28	0
Johnson	11	42	3.8	9	0
Trull	8	25	3.1	7	2
Haik	2	21	10.5	11	0
LeVias	6	18	3.0	10	0
Davis	3	2	0.7	4	0
Oilers	**440**	**1706**	**3.9**	**43t**	**12**
Opponents	**430**	**1556**	**3.6**	**56**	**10**

RECEIVING	No	Yds	Avg	Lg	TD
Reed	51	664	13.0	43t	2
LeVias	42	696	16.6	86t	5
Beirne	42	540	12.9	37t	4
Hopkins	29	338	11.7	56	1
Haik	27	375	13.9	42	1
Granger	27	330	12.2	53	1
Campbell	7	82	11.7	37	0
Joiner	7	77	11.0	16	0
Burrell	5	28	5.6	8	0
Johnson	2	17	8.5	16	1
Oilers	**239**	**3147**	**13.2**	**86t**	**15**
Opponents	**167**	**2495**	**14.9**	**79t**	**18**

INTERCEPTIONS	No	Yds	Avg	Lg	TD
Farr	6	48	8.0	35	0
Houston	4	87	21.8	51t	1
Moore	4	71	17.8	51t	1
Hicks	4	36	9.0	20	0
Peacock	2	56	28.0	39	0
Webster	2	35	17.5	26	0
Underwood	1	2	2.0	2	0
Oilers	**23**	**335**	**14.6**	**51t**	**2**
Opponents	**31**	**441**	**14.2**	**57t**	**3**

PUNTING	No	Yds	Avg	Net	TB	In	Lg	B
Gerela	41	1656	40.4	37.0	0	0	70	0
Burrell	29	1066	36.8	34.1	1	0	56	0
Oilers	**70**	**2722**	**38.9**	**35.8**	**1**	**0**	**70**	**0**
Opponents	**85**	**3660**	**43.1**	**36.8**	**7**	**0**	**78**	**0**

PUNT RETURNS	No	FC	Yds	Avg	Lg	TD
LeVias	35	11	292	8.3	46	0
Richardson	7	7	93	13.3	27	0
Burrell	1	0	6	6.0	6	0
Oilers	**43**	**18**	**391**	**9.1**	**46**	**0**
Opponents	**37**	**14**	**196**	**5.3**	**34**	**0**

KICKOFF RETURNS	No	Yds	Avg	Lg	TD
LeVias	38	940	24.7	87	0
Burrell	5	101	20.2	32	0
Joiner	3	73	24.3	28	0
Reed	3	0	0.0	0	0
Houston	0	27	--	20	0
Oilers	**49**	**1141**	**23.3**	**87**	**0**
Opponents	**38**	**792**	**20.8**	**51**	**0**

FIELD GOALS	1-19	20-29	30-39	40-49	50+
Gerela	9/9	5/6	3/12	1/8	1/5
Oilers	**9/9**	**5/6**	**3/12**	**1/8**	**1/5**
Opponents	**8/9**	**3/7**	**3/5**	**2/9**	**0/0**

Gerela: (59N, 51N, 28G) (23N, 21G) (38G, 17G, 17G, 31G, 30G) (45N, 42N, 54N, 39N) (35N, 41N) (35N, 12G) (44N, 39N, 22G) (35N) (37B, 30B, 60N, 50G) (38N, 47N, 46N, 18G, 19G) (21G, 10G, 18G) (42G) (24G) (48N, 30N, 13G, 19G)
Opponents: (47N, 37N, 27N) (14G) (42B, 17G) (44N) (22N, 30G) (45N, 17G, 48G, 45G, 21G) (40N, 21N) (30N, 41N, 30G) (18G) (47N, 27G, 9G) () (25B) (10N, 10G, 38G) (10G, 19G, 27G)

SACKS
records not available
Oilers 32.0, Opponents 36.0

TACKLES (Solo-Assists-Total)
records not available

PASSING	Att	Cmp	Pct	Yards	Yds/Att	TD	Int	Lg	Sk/Yds	Rating
Beathard	370	180	48.6	2455	6.64	10	21	86t	22/205	55.6
Trull	75	34	45.3	469	6.25	3	6	57	11/85	45.9
Davis	42	25	59.5	223	5.31	2	4	22	3/32	50.1
LeVias	2	0	0.0	0	0.00	0	0	0	0/0	39.6
Oilers	**489**	**239**	**48.9**	**3147**	**6.44**	**15**	**31**	**86t**	**36/322**	**53.4**
Opponents	**371**	**167**	**45.0**	**2495**	**6.73**	**18**	**23**	**79t**	**32/278**	**58.0**

USUAL STARTING LINEUP

OFFENSE

WR	**Jim Beirne (81)**
LT	Walt Suggs (76)
LG	Tom Regner (60)
C	Bobby Maples (50)
RG	Sonny Bishop (66)
RT	**Glen Ray Hines (78)**
TE	**Alvin Reed (89)**
WR	Mac Haik (86)
	Jerry LeVias (23)
QB	Pete Beathard (11)
RB	Roy Hopkins (36)
FB	Hoyle Granger (32)

DEFENSE

LE	Pat Holmes (79)
LT	Carel Stith (70)
RT	Tom Domres (71)
RE	**Elvin Bethea (65)**
LLB	**George Webster (90)**
MLB	**Garland Boyette (52)**
RLB	Olen Underwood (56)
LCB	**Miller Farr (20)**
RCB	**Zeke Moore (22)**
SS	**Ken Houston (29)**
FS	W.K. Hicks (33)
	Johnny Peacock (44)

SPECIALISTS

K	Roy Gerela (3)
P	Roy Gerela (3)
	Ode Burrell (25)

AFL All-Star Game
All-AFL

GM: Don Klosterman; **Head Coach:** Wally Lemm
Asst. Coaches: Joe Childress (off. backs), Hugh Devore (LB), F.A. Dry (OL), Bud McFadin (DL), Fran Polsfoot (WR), Walt Schlinkman (DB)

AMERICAN FOOTBALL LEAGUE STANDINGS

EASTERN DIVISION	W	L	T	PCT.
N.Y. Jets	10	4	0	.714
Houston	**6**	**6**	**2**	**.500**
Boston Patriots	4	10	0	.286
Buffalo	4	10	0	.286
Miami	3	10	1	.231

WESTERN DIVISION	W	L	T	PCT.
Oakland	12	1	1	.923
Kansas City	11	3	0	.786
San Diego	8	6	0	.571
Denver	5	8	1	.385
Cincinnati	4	9	1	.308

DIVISIONAL PLAYOFFS
Kansas City 13, N.Y. JETS 6; OAKLAND 56, Houston 7

AFL CHAMPIONSHIP
Kansas City 17, OAKLAND 7

1968 SEASON (7-7 REGULAR SEASON, 0-0 PLAYOFFS) • 2ND PLACE AFL EAST

DATE	OPPONENT	SCORE	W/L	ATT
Sep. 9	KANSAS CITY	21-26	L	45,083
Sep. 14	at Miami	24-10	W	40,067
Sep. 21	at San Diego	14-30	L	46,217
Sep. 29	OAKLAND	15-24	L	46,098
Oct. 6	MIAMI	7-24	L	36,109
Oct. 13	at Boston	16-0	W	32,502
Oct. 20	NEW YORK	14-20	L	51,710
Oct. 27	at Buffalo	30-7	W	34,339
Nov. 3	at Cincinnati	27-17	W	24,012
Nov. 10	at New York	7-26	L	60,242
Nov. 17	DENVER	38-17	W	36,075
Nov. 28	at Kansas City	10-24	L	48,493
Dec. 7	BUFFALO	35-6	W	34,110
Dec. 15	BOSTON	45-17	W	34,198

	TITANS	OPP
Total First Downs	**240**	**198**
Rushing	99	89
Passing	128	96
Penalty	13	13
3rd Down: Made/Att	--	--
4th Down: Made/Att	--	--
Possession Avg.	**34:17**	**25:43**
Total Net Yards	**4352**	**3375**
Avg. Per Game	310.9	241.1
Total Plays	905	854
Avg. Per Play	4.8	4.0
Net Yards Rushing	**1804**	**1704**
Avg. Per Game	128.9	121.7
Total Rushes	462	462
Net Yards Passing	**2548**	**1671**
Avg. Per Game	182.0	119.4
Sacked/Yards Lost	29/316	33/332
Gross Yards	2864	2003
Att./Comp.	414/191	359/158
Completion Pct.	46.1	44.0
Had Intercepted	25	20
Punts/Average	**73/41.2**	**88/44.1**
Net Punting Avg.	**73/34.1**	**88/37.9**
Penalties/Yards	**61/644**	**54/526**
Fumbles/Ball Lost	**28/13**	**17/10**
Touchdowns	**38**	**26**
Rushing	16	9
Passing	17	13
Returns	5	4

BY PERIODS	1	2	3	4	OT	PTS
Oilers	**65**	**81**	**55**	**102**	**0**	**303**
Opponents	**37**	**75**	**58**	**78**	**0**	**248**

SCORING	TD	RU	PA	RT	PAT	FG	S	TP
Walker	0	0	0		26/26	8/16	0	50
Haik	8	0	8	0			0	48
Granger	7	7	0	0			0	42
Campbell	6	6	0	0			0	36
Reed	5	0	5	0			0	30
Beirne	4	0	4	0			0	24
Wittenborn	0	0	0	0	11/11	4/13	0	23
Beathard	2	2	0	0			0	12
Farr	2	0	0	2			0	12
Houston	2	0	0	2			0	12
Carwell	1	0	0	1			0	6
Davis	1	1	0	0			0	6
Underwood	0	0	0	0			1	2
Oilers	**38**	**16**	**17**	**5**	**37/37**	**12/29**	**1**	**303**
Opponents	**26**	**9**	**13**	**4**	**25/25**	**21/30**	**1**	**248**

2-Pt Conversions: Oilers 0-1, Opponents 1-1

RUSHING	No	Yds	Avg	Lg	TD
Granger	202	848	4.2	47t	7
Campbell	115	436	3.8	37	6
Blanks	63	169	2.7	10	0
Hopkins	31	104	3.4	18	0
Davis	15	91	6.1	20	1
Beathard	18	79	4.4	20	2
Trull	14	47	3.4	15	0
Norton	1	20	20.0	20	0
Haik	2	7	3.5	5	0
Beirne	1	3	3.0	3	0
Oilers	**462**	**1804**	**3.9**	**47t**	**16**
Opponents	**462**	**1704**	**3.7**	**38**	**9**

RECEIVING	No	Yds	Avg	Lg	TD
Reed	46	747	16.2	60	5
Haik	32	584	18.3	59t	8
Beirne	31	474	15.3	66t	4
Granger	26	361	13.9	55	0
Campbell	21	234	11.1	39	0
Blanks	13	184	14.2	61	0
Frazier	9	123	13.7	19	0
Taylor	6	90	15.0	35	0
Hopkins	4	40	10.0	26	0
Burrell	2	35	17.5	33	0
Wittenborn	1	-8	-8.0	-8	0
Oilers	**191**	**2864**	**15.0**	**66t**	**17**
Opponents	**158**	**2003**	**12.7**	**80t**	**13**

INTERCEPTIONS	No	Yds	Avg	Lg	TD
Houston	5	160	32.0	66t	2
Carwell	4	81	20.3	41	1
Farr	3	104	34.7	52t	2
Hicks	3	42	14.0	28	0
Norton	2	0	0.0	0	0
Webster	1	9	9.0	9	0
Boyette	1	0	0.0	0	0
Underwood	1	0	0.0	0	0
Oilers	**20**	**396**	**19.8**	**66t**	**5**
Opponents	**25**	**326**	**13.0**	**36**	**2**

PUNTING	No	Yds	Avg	Net	TB	In	Lg	B
Norton	73	3008	41.2	34.1	7	0	64	2
Oilers	**73**	**3008**	**41.2**	**34.1**	**7**	**0**	**64**	**2**
Opponents	**88**	**3882**	**44.1**	**37.9**	**5**	**0**	**70**	**0**

PUNT RETURNS	No	FC	Yds	Avg	Lg	TD
Carwell	27	2	227	8.4	32	0
Blanks	22	6	179	8.1	39	0
Burrell	2	2	26	13.0	15	0
Moore	1	0	11	11.0	11	0
Oilers	**52**	**10**	**443**	**8.5**	**39**	**0**
Opponents	**40**	**7**	**379**	**9.5**	**67t**	**1**

KICKOFF RETURNS	No	Yds	Avg	Lg	TD
Moore	32	787	24.6	45	0
Carwell	15	335	22.3	38	0
Burrell	2	70	35.0	40	0
Robertson	2	9	4.5	9	0
Hopkins	1	21	21.0	21	0
Houston	**1**	**13**	**13.0**	**13**	**0**
Oilers	**53**	**1235**	**23.3**	**45**	**0**

FIELD GOALS	1-19	20-29	30-39	40-49	50+
Walker	3/3	2/3	2/3	1/6	0/1
Wittenborn	1/2	1/2	1/3	1/4	0/2
Oilers	**4/5**	**3/5**	**3/6**	**2/10**	**0/3**
Opponents	**4/5**	**8/10**	**7/8**	**2/6**	**0/1**

Walker: () () () () () () (21N) (44B, 42N, 39G, 22G, 19G) (27G, 41G) () (18G) (45N, 39G) (37N, 47N) (54N, 42N, 16G)
Wittenborn: (47N) (52N, 32N, 34G) (36N) (40N) (53N, 22N) (13B, 40B, 44G, 15G, 25G) () () () () () () () ()
Opponents: (27G, 33G, 26G, 32G) (22G) (35G, 23G, 48G) (34G) (29N, 31G) (49N) (12G) (45N) (16N, 42N, 28G (20N, 14G, 32G, 28G, 21G) (34N, 12G) (50N, 17G) (40N, 28G, 36G) (42G)

SACKS
records not available
Oilers 33.0, Opponents 29.0

TACKLES (Solo-Assists-Total)
records not available

PASSING	Att	Cmp	Pct	Yards	Yds/Att	TD	Int	Lg	Sk/Yds	Rating
Beathard	223	105	47.1	1559	6.99	7	16	66t	14/150	51.0
Trull	105	53	50.5	864	8.23	10	3	60	9/94	98.3
Davis	86	33	38.4	441	5.13	0	6	55	6/72	26.4
Oilers	**414**	**191**	**46.1**	**2864**	**6.92**	**17**	**25**	**66t**	**29/316**	**57.9**
Opponents	**359**	**158**	**44.0**	**2003**	**5.58**	**13**	**20**	**80t**	**33/332**	**50.9**

USUAL STARTING LINEUP

OFFENSE

WR	Jim Beirne (81)
LT	**Walt Suggs (76)**
LG	Tom Regner (60)
C	**Bobby Maples (50)**
RG	**Sonny Bishop (66)**
RT	**Glen Ray Hines (78)**
TE	**Alvin Reed (89)**
WR	Mac Haik (86)
QB	Pete Beathard (11)
	Don Trull (10)
RB	Sid Blanks (42)
	Woody Campbell (35)
FB	**Hoyle Granger (32)**

DEFENSE

LE	**Pat Holmes (79)**
LT	Willie Parker (74)
RT	George Rice (72)
RE	Elvin Bethea (65)
LLB	**George Webster (90)**
MLB	**Garland Boyette (52)**
RLB	Olen Underwood (56)
LCB	**Miller Farr (20)**
RCB	Larry Carwell (41)
SS	**Ken Houston (29)**
FS	W.K. Hicks (33)

SPECIALISTS

K	Wayne Walker (15)
	John Wittenborn (67)
P	Jim Norton (43)

AFL All-Star Game
All-AFL

GM: Don Klosterman; **Head Coach:** Wally Lemm
Asst. Coaches: Joe Childress (off. backs), Hugh Devore (general coaching), F.A. Dry (OL), Bud McFadin (DL), Fran Polsfoot (WR), Walt Schlinkman (DB)

AMERICAN FOOTBALL LEAGUE STANDINGS

EASTERN DIVISION	W	L	T	PCT.
N.Y. Jets	11	3	0	.786
Houston	**7**	**7**	**0**	**.500**
Miami	5	8	1	.385
Boston Patriots	4	10	0	.286
Buffalo	1	12	1	.077

WESTERN DIVISION	W	L	T	PCT.
Oakland	12	2	0	.857
Kansas City	12	2	0	.857
San Diego	9	5	0	.643
Denver	5	9	0	.357
Cincinnati	3	11	0	.214

WESTERN DIVISION PLAYOFF
OAKLAND 41, Kansas City 6

AFL CHAMPIONSHIP
N.Y. JETS 27, Oakland 23

1967 SEASON (9-4-1 REGULAR SEASON, 0-1 PLAYOFFS) • 1ST PLACE AFL EAST

DATE	OPPONENT	SCORE	W/L	ATT
Sep. 9	KANSAS CITY	20-25	L	28,003
Sep. 17	at Buffalo	20-3	W	41,384
Sep. 24	at San Diego	3-13	L	36,032
Oct. 1	DENVER	10-6	W	21,798
Oct. 15	at New York	28-28	T	62,729
Oct. 22	at Kansas City	24-19	W	46,365
Oct. 29	BUFFALO	10-3	W	30,060
Nov. 5	at Boston	7-18	L	19,422
Nov. 12	at Denver	20-18	W	30,392
Nov. 26	BOSTON	27-6	W	28,044
Dec. 3	MIAMI	17-14	W	20,979
Dec. 10	OAKLAND	7-19	L	36,375
Dec. 16	SAN DIEGO	24-17	W	19,870
Dec. 23	at Miami	41-10	W	25,982
Dec. 31	**at Oakland**	**7-40**	**L**	**53,330**

	TITANS	OPP
Total First Downs	**207**	**233**
Rushing	111	86
Passing	86	126
Penalty	10	21
3rd Down: Made/Att	--	--
4th Down: Made/Att	--	--
Possession Avg.	**34:17**	**25:43**
Total Net Yards	**3503**	**4055**
Avg. Per Game	250.2	289.6
Total Plays	828	910
Avg. Per Play	4.2	4.5
Net Yards Rushing	**2122**	**1637**
Avg. Per Game	151.6	116.9
Total Rushes	476	424
Net Yards Passing	**1381**	**2418**
Avg. Per Game	98.6	172.7
Sacked/Yards Lost	20/151	25/201
Gross Yards	1532	2619
Att./Comp.	332/145	461/228
Completion Pct.	43.1	49.5
Had Intercepted	20	26
Punts/Average	**71/42.6**	**63/41.0**
Net Punting Avg.	**71/35.5**	**63/35.0**
Penalties/Yards	**61/698**	**59/614**
Fumbles/Ball Lost	**17/7**	**29/13**
Touchdowns	**31**	**18**
Rushing	12	7
Passing	11	10
Returns	8	1

BY PERIODS	1	2	3	4	OT	PTS
Oilers	**40**	**89**	**65**	**64**	**0**	**258**
Opponents	**28**	**56**	**42**	**73**	**0**	**199**

SCORING	TD	RU	PA	RT	PAT	FG	S	TP
Wittenborn	0	0	0	0	30/30	14/28	0	72
Granger	9	6	3	0			0	54
Campbell	6	4	2	0			0	36
Farr	3	0	0	3			0	18
Houston	3	0	0	3			0	18
Blanks	2	1	1	0			0	12
Bass	1	0	1	0			0	6
Beathard TM	1	1	0	0			0	6
Frazier	1	0	1	0			0	6
Ledbetter TM	1	0	1	0			0	6
Moore	1	0	0	1			0	6
Norton	1	0	0	1			0	6
Reed	1	0	1	0			0	6
Taylor	1	0	1	0			0	6
Oilers	**31**	**12**	**11**	**8**	**30/30**	**14/28**	**0**	**258**
Opponents	**18**	**7**	**10**	**1**	**14/14**	**23/42**	**1**	**199**

2-Pt Conversions: Oilers 0-1, Opponents 3-4

RUSHING	No	Yds	Avg	Lg	TD
Granger	236	1194	5.1	67	6
Campbell	110	511	4.6	42	4
Blanks	66	206	3.1	16	1
Beathard LG	32	133	4.2	23	1
Beathard TM	32	133	4.2	23	1
Hopkins	13	42	3.2	19	0
Davis	5	23	6.4	10	0
Elkins	2	19	9.5	14	0
Lee TM	5	0	0.0	7	0
Burrell	3	-3	-1.0	2	0
Trull TM	3	-5	-1.7	7	0
Norton	1	-7	-7.0	-7	0
Oilers	**476**	**2122**	**4.5**	**67**	**12**
Opponents	**424**	**1637**	**3.9**	**35**	**7**

RECEIVING	No	Yds	Avg	Lg	TD
Granger	31	300	9.7	43t	3
Frazier	23	253	11.0	53	1
Taylor	18	233	12.9	23	1
Campbell	17	136	8.0	32	2
Burrell	12	193	16.1	39	0
Reed	11	144	13.1	20	1
Blanks	11	93	8.5	39t	1
Bass	5	42	8.4	15	1
Poole	4	55	13.8	18	0
Ledbetter TM	4	43	10.8	16	1
Elkins	3	32	10.7	16	0
Hopkins	3	9	3.0	7	0
Lee TM	1	-1	-1.0	-1	0
Oilers	**143**	**1532**	**10.7**	**53**	**11**
Opponents	**228**	**2619**	**11.5**	**44t**	**10**

INTERCEPTIONS	No	Yds	Avg	Lg	TD
Farr	10	264	26.4	67	3
Norton	6	73	12.2	26	1
Houston	4	151	37.8	78	2
Hicks	3	122	40.7	62	0
Webster	1	23	23.0	23	0
Underwood	1	8	8.0	8	0
Jancik	1	4	4.0	4	0
Carwell	0	31	--	31	0
Oilers	**26**	**676**	**26.0**	**78**	**6**
Opponents	**20**	**156**	**7.8**	**32t**	**1**

PUNTING	No	Yds	Avg	Net	TB	In	Lg	B
Norton	71	3025	42.6	35.5	6	0	58	1
Oilers	**71**	**3025**	**42.6**	**35.5**	**6**	**0**	**58**	**1**
Opponents	**63**	**2583**	**41.0**	**35.0**	**6**	**0**	**71**	**1**

PUNT RETURNS	No	FC	Yds	Avg	Lg	TD
Carwell	9	4	154	17.1	54	0
Jancik	6	2	19	3.2	19	0
Moore	5	1	82	16.4	46	0
Blanks	0	2	0	--	--	0
Burrell	0	5	0	--	--	0
Oilers	**20**	**14**	**255**	**12.8**	**54**	**0**
Opponents	**41**	**12**	**383**	**9.3**	**52**	**0**

KICKOFF RETURNS	No	Yds	Avg	Lg	TD
Jancik	16	349	21.8	49	0
Moore	14	405	28.9	92t	1
Carwell	8	164	20.5	27	0
Houston	2	40	20.0	24	0
Campbell	1	19	19.0	19	0
Farr	1	17	17.0	17	0
Hopkins	1	26	26.0	26	0
Reed	1	0	0.0	0	0
Oilers	**44**	**1020**	**23.2**	**92t**	**1**
Opponents	**51**	**950**	**18.6**	**37**	**0**

FIELD GOALS	1-19	20-29	30-39	40-49	50+
Wittenborn	2/2	5/5	3/6	4/11	0/4
Oilers	**2/2**	**5/5**	**3/6**	**4/11**	**0/4**
Opponents	**7/8**	**1/5**	**5/9**	**9/15**	**1/5**

Wittenborn: () (22G, 42G) (31G, 52N) (31N, 46N, 16G) (42N, 52N) (45G) (25G) () (41G, 15G, 51N, 44B, 57N) (47G, 44N, 23G) (32N, 41N, 20G) (46N) (31G) (29G, 38N, 48N, 38G)
Opponents: (54G, 25B) (47G, 40N) (14G, 42G, 38N) (46N, 41B, 41N, 38G, 31G) (10G, 27G, 34B, 44N) (40G, 13G, 39B) (47G, 22N) (40G, 12G, 18G, 13B, 50N) (36N, 29N, 43G) (40G, 30G, 50N, 51N) (51N, 24N) (12G, 46N, 32G, 31G, 45G) (18G) (48G)

SACKS
records not available
Oilers 25.0, Opponents 20.0

TACKLES (Solo-Assists-Total)
records not available

PASSING	Att	Cmp	Pct	Yards	Yds/Att	TD	Int	Lg	Sk/Yds	Rating
Beathard LG	231	94	40.7	1114	4.82	9	14	43t	15/125	43.8
Beathard TM	229	94	41.0	1114	4.86	9	14	43t	14/111	44.2
Lee TM	72	36	50.0	309	4.29	2	4	53	2/12	47.7
Davis	19	9	47.4	71	3.74	0	2	17	2/10	17.5
Trull TM	11	4	36.4	38	3.45	0	0	16	2/18	46.8
Campbell	1	0	0.0	0	0.00	0	0	0	0/0	39.6
Oilers	**332**	**143**	**43.1**	**1532**	**4.61**	**11**	**20**	**53**	**20/151**	**43.1**
Opponents	**461**	**228**	**49.5**	**2619**	**5.68**	**10**	**26**	**44t**	**25/201**	**50.7**

USUAL STARTING LINEUP

OFFENSE

WR	Charles Frazier (28)
LT	**Walt Suggs (76)**
LG	**Bob Talamini (61)**
C	Bobby Maples (50)
RG	Sonny Bishop (66)
RT	Glen Ray Hines (78)
TE	Alvin Reed (89)
WR	Ode Burrell (25)
QB	Pete Beathard (11)
RB	**Woody Campbell (35)**
FB	**Hoyle Granger (32)**

DEFENSE

LE	**Pat Holmes (79)**
LT	Willie Parker (74)
RT	George Rice (72)
RE	Don Floyd (75)
LLB	**George Webster (90)**
MLB	Garland Boyette (52)
RLB	Olen Underwood (56)
LCB	**Miller Farr (20)**
RCB	W.K. Hicks (33)
SS	Ken Houston (29)
FS	**Jim Norton (43)**

SPECIALISTS

K	John Wittenborn (67)
P	Jim Norton (43)

AFL All-Star Game
All-AFL

GM: Don Klosterman; **Head Coach:** Wally Lemm
Asst. Coaches: Joe Childress (off. backs), Hugh Devore (WR), F.A. Dry (OL), Bud McFadin (DL), Wayne Robinson (LB), Walt Schlinkman (DB)

AMERICAN FOOTBALL LEAGUE STANDINGS

EASTERN DIVISION	W	L	T	PCT.
Houston	**9**	**4**	**1**	**.692**
N.Y. Jets	8	5	1	.615
Buffalo	4	10	0	.286
Miami	4	10	0	.286
Boston	3	10	1	.231

WESTERN DIVISION	W	L	T	PCT.
Oakland	13	1	0	.929
Kansas City	9	5	0	.643
San Diego	8	5	1	.615
Denver	3	11	0	.214

AFL CHAMPIONSHIP
OAKLAND 40, Houston 7

1966 SEASON (3-11 REGULAR SEASON, 0-0 PLAYOFFS) • 4TH PLACE AFL EAST

DATE	OPPONENT	SCORE	W/L	ATT
Sep. 3	DENVER	45-7	W	30,156
Sep. 10	OAKLAND	31-0	W	31,763
Sep. 18	at New York	13-52	L	54,681
Sep. 25	at Buffalo	20-27	L	42,526
Oct. 2	at Denver	38-40	L	27,203
Oct. 16	NEW YORK	24-0	W	30,823
Oct. 23	MIAMI	13-20	L	23,173
Oct. 30	at Kansas City	23-48	L	31,676
Nov. 6	at Oakland	23-38	L	34,102
Nov. 13	at Boston	21-27	L	23,426
Nov. 20	BUFFALO	20-42	L	27,312
Dec. 4	SAN DIEGO	22-28	L	17,569
Dec. 11	BOSTON	14-38	L	17,100
Dec. 18	at Miami	28-29	L	20,045

	TITANS	OPP
Total First Downs	**246**	**244**
Rushing	76	88
Passing	144	131
Penalty	26	25
3rd Down: Made/Att	--	--
4th Down: Made/Att	--	--
Possession Avg.	**--**	**--**
Total Net Yards	**4412**	**4995**
Avg. Per Game	315.1	356.8
Total Plays	926	881
Avg. Per Play	4.8	5.7
Net Yards Rushing	**1515**	**1833**
Avg. Per Game	108.2	130.9
Total Rushes	413	422
Net Yards Passing	**2897**	**3162**
Avg. Per Game	206.9	225.9
Sacked/Yards Lost	28/271	21/228
Gross Yards	3168	3390
Att./Comp.	485/226	438/209
Completion Pct.	46.6	47.7
Had Intercepted	28	18
Punts/Average	**69/42.1**	**68/40.0**
Net Punting Avg.	**69/37.4**	**68/35.3**
Penalties/Yards	**71/682**	**69/725**
Fumbles/Ball Lost	**19/12**	**25/13**
Touchdowns	**41**	**50**
Rushing	11	10
Passing	29	35
Returns	1	5

BY PERIODS	1	2	3	4	OT	PTS
Oilers	**51**	**107**	**56**	**121**	**0**	**335**
Opponents	**54**	**156**	**93**	**93**	**0**	**396**

SCORING	TD	RU	PA	RT	PAT	FG	S	TP
Blanda	0	0	0	0	39/40	16/30	0	87
Frazier	12	0	12	0			0	72
Trull	7	7	0	0			0	42
Burrell	5	0	5	0			0	30
Elkins	3	0	3	0			0	18
Hennigan	3	0	3	0			0	18
Johnson	3	3	0	0			0	18
McLeod	3	0	3	0			0	18
Blanks	2	0	2	0			0	12
Granger	2	1	1	0			0	12
Cline TM	1	0	0	1			0	6
Oilers	**41**	**11**	**29**	**1**	**39/40**	**16/30**	**1**	**335**
Opponents	**50**	**10**	**35**	**5**	**49/49**	**15/30**	**0**	**396**

2-Pt Conversions: Oilers 0-0, Opponents 1-1

RUSHING	No	Yds	Avg	Lg	TD
Burrell	122	406	3.3	45	0
Granger	56	388	6.9	69t	1
Blanks	71	235	3.3	30	0
Johnson	70	226	3.2	28t	3
Trull	38	139	3.7	23t	7
Tolar	46	105	2.3	17	0
Stone	6	18	3.0	12	0
Blanda	3	1	0.3	1	0
Lee	1	-3	-3.0	-3	0
Oilers	**413**	**1515**	**3.7**	**69t**	**11**
Opponents	**422**	**1833**	**4.3**	**77t**	**10**

RECEIVING	No	Yds	Avg	Lg	TD
Frazier	57	1129	19.8	79t	12
Burrell	33	400	12.1	34	5
Hennigan	27	313	11.6	26	3
McLeod	23	339	14.7	41	3
Elkins	21	283	13.5	62	3
Blanks	19	234	12.3	42t	2
Tolar	13	68	5.2	14	0
Poole	12	131	10.9	19	0
Granger	12	104	8.7	27t	1
Johnson	8	150	18.8	53	0
Stone	1	17	17.0	17	0
Oilers	**226**	**3168**	**14.0**	**79t**	**29**
Opponents	**209**	**3390**	**16.2**	**80t**	**35**

INTERCEPTIONS	No	Yds	Avg	Lg	TD
Norton	4	125	31.3	56	0
Glick	4	57	14.3	41	0
Hicks	3	12	4.0	12	0
Jancik	2	36	18.0	35	0
Parrish	2	0	0.0	0	0
Cline TM	1	23	23.0	23	0
Caveness	1	6	6.0	6	0
Baker	1	0	0.0	0	0
Oilers	**18**	**259**	**14.4**	**56**	**0**
Opponents	**28**	**448**	**16.0**	**66t**	**3**

PUNTING	No	Yds	Avg	Net	TB	In	Lg	B
Norton	69	2908	42.1	37.4	3	0	65	0
Oilers	**69**	**2908**	**42.1**	**37.4**	**3**	**0**	**65**	**0**
Opponents	**68**	**2720**	**40.0**	**35.3**	**8**	**0**	**65**	**0**

PUNT RETURNS	No	FC	Yds	Avg	Lg	TD
Jancik	10	6	62	6.2	28	0
Burell	8	7	78	9.8	29	0
Trammel	5	3	19	3.8	8	0
Oilers	**23**	**16**	**159**	**6.9**	**29**	**0**
Opponents	**37**	**10**	**269**	**7.3**	**42**	**0**

KICKOFF RETURNS	No	Yds	Avg	Lg	TD
Jancik	34	875	25.7	53	0
Blanks	21	487	23.2	37	0
Boyette	3	42	14.0	18	0
Trammel	3	63	21.0	26	0
Hayes	2	31	15.5	16	0
Burrell	1	16	16.0	16	0
Oilers	**64**	**1514**	**23.7**	**53**	**0**
Opponents	**60**	**1385**	**23.1**	**100t**	**2**

FIELD GOALS	1-19	20-29	30-39	40-49	50+
Blanda	3/4	0/1	3/7	8/12	2/6
Oilers	**3/4**	**0/1**	**3/7**	**8/12**	**2/6**
Opponents	**1/1**	**3/6**	**4/6**	**7/13**	**0/4**

Blanda: (12N, 45N, 38G, 39G, 38N) (49N, 47G) (48G, 50G) (55N, 47G, 35G) (49G) (8G) (44N, 16G, 43G) (48G, 50N) (44G) (34N, 48N) (49G, 35G) (50N, 35N, 51G, 23B, 9G) () (53N)
Opponents: () (41N, 48G) (32G) (50N, 47G, 32G) (35G, 31G, 25N, 46G, 52N, 46G) (27N, 49N) (49N, 43G, 42G) (29G, 47G) (48N, 24G) (28G, 44G, 29N) (47B, 50N) (33N) (13G, 35N) (50N)

SACKS
records not available
Oilers 21.0, Opponents 28.0

TACKLES (Solo-Assists-Total)
records not available

PASSING	Att	Cmp	Pct	Yards	Yds/Att	TD	Int	Lg	Sk/Yds	Rating
Blanda	271	122	45.0	1764	6.51	17	21	79t	--	55.3
Trull	172	84	48.8	1200	6.98	10	5	62	--	79.1
Humphrey	32	15	46.9	168	5.25	2	1	32t	--	70.8
Lee	8	4	50.0	27	3.38	0	1	10	--	18.2
Burrell	1	1	100.0	9	9.00	0	0	9	--	104.2
Tolar	1	0	0.0	0	0.00	0	0	0	--	39.6
Oilers	**485**	**226**	**46.6**	**3168**	**6.53**	**29**	**28**	**79t**	**28/271**	**64.0**
Opponents	**438**	**209**	**47.7**	**3390**	**7.74**	**35**	**18**	**80t**	**21/228**	**83.6**

USUAL STARTING LINEUP

OFFENSE

WR	**Charles Frazier (28)**
LT	Walt Suggs (76)
LG	**Bob Talamini (61)**
C	Bobby Maples (50)
RG	Sonny Bishop (66)
RT	Glen Ray Hines (78)
TE	Bob McLeod (81)
	Bob Poole (88)
WR	Charlie Hennigan (87)
QB	George Blanda (16)
RB	Ode Burrell (25)
	Sid Blanks (42)
FB	Charles Tolar (44)

DEFENSE

LE	Gary Cutsinger (80)
LT	Pat Holmes (79)
RT	Ernie Ladd (99)
RE	Don Floyd (75)
LLB	Johnny Baker (84)
MLB	Doug Cline (31)
	Ron Caveness (51)
RLB	John Meyer (54)
LCB	Theo Viltz (34)
RCB	**W.K. Hicks (33)**
SS	Fred Glick (27)
FS	Jim Norton (43)

SPECIALISTS

K	George Blanda (16)
P	Jim Norton (43)

AFL All-Star Game

GM: Don Klosterman; **Head Coach:** Wally Lemm
Asst. Coaches: Joe Childress (off. backs), Hugh Devore (WR), F.A. Dry (OL), Bud McFadin (DL), Wayne Robinson (LB), Walt Schlinkman (DB)

AMERICAN FOOTBALL LEAGUE STANDINGS

EASTERN DIVISION	W	L	T	PCT.
Buffalo	9	4	1	.692
Boston Patriots	8	4	2	.677
N.Y. Jets	6	6	2	.500
Houston	**3**	**11**	**0**	**.214**
Miami	3	11	0	.214

WESTERN DIVISION	W	L	T	PCT.
Kansas City	11	2	1	.846
Oakland	8	5	1	.615
San Diego	7	6	1	.538
Denver	4	10	0	.286

AFL CHAMPIONSHIP
Kansas City 31, BUFFALO 7

1965 SEASON (4-10 REGULAR SEASON, 0-0 PLAYOFFS) • 4TH PLACE AFL EAST

DATE	OPPONENT	SCORE	W/L	ATT
Sep. 12	NEW YORK	27-21	W	52,680
Sep. 19	BOSTON	31-10	W	32,445
Sep. 26	at Oakland	17-21	L	18,166
Oct. 3	at San Diego	14-31	L	28,190
Oct. 17	at Denver	17-28	L	32,492
Oct. 24	KANSAS CITY	38-36	W	34,670
Oct. 31	at Buffalo	19-17	W	44,267
Nov. 7	OAKLAND	21-33	L	35,729
Nov. 14	DENVER	21-31	L	28,126
Nov. 21	at New York	14-41	L	55,312
Nov. 28	at Kansas City	21-52	L	16,459
Dec. 5	BUFFALO	18-29	L	23,087
Dec. 12	SAN DIEGO	26-37	L	24,120
Dec. 18	at Boston	14-42	L	14,508

	TITANS	OPP
Total First Downs	**227**	**266**
Rushing	63	128
Passing	140	110
Penalty	24	28
3rd Down: Made/Att	--	--
4th Down: Made/Att	--	---
Possession Avg.	**30:00**	**--**
Total Net Yards	**3991**	**--**
Avg. Per Game	**285.1**	**--**
Total Plays	**904**	**--**
Avg. Per Play	**4.4**	**--**
Net Yards Rushing	**1178**	**--**
Avg. Per Game	84.1	--
Total Rushes	323	--
Net Yards Passing	**2813**	**--**
Avg. Per Game	200.9	--
Sacked/Yards Lost	31/257	--
Gross Yards	3070	--
Att./Comp.	550/224	--
Completion Pct.	40.7	--
Had Intercepted	35	--
Punts/Average	**85/43.7**	**--**
Net Punting Avg.	**85/37.8**	**--**
Penalties/Yards	**76/841**	**--**
Fumbles/Ball Lost	**22/11**	**--**
Touchdowns	**37**	**--**
Rushing	10	--
Passing	25	--
Returns	2	--

BY PERIODS	1	2	3	4	OT	PTS
Oilers	**51**	**57**	**77**	**113**	**0**	**298**
Opponents	**88**	**115**	**65**	**161**	**0**	**429**

SCORING	TD	RU	PA	RT	PAT	FG	S	TP
Blanda	0	0	0	0	28/28	11/21	0	61
Wi. Frazier	8	0	8	0			0	48
Burrell	7	3	4	0			0	46
C. Frazier	6	0	6	0			0	36
Spikes	3	3	0	0	6/6	1/2	0	27
Hennigan	4	0	4	0			0	24
Compton	2	0	2	0			0	12
Jackson	2	2	0	0			0	12
Trull	2	2	0	0			0	12
N. Evans	1	0	0	1			0	6
McLeod	1	0	1	0			0	6
Onesti	1	0	0	1			0	6
Oilers	**37**	**10**	**25**	**2**	**34/34**	**12/23**	**1**	**298**
Opponents	**50**	**17**	**27**	**6**	**--**	**--**	**1**	**429**

2-Pt Conversions: Burrell 2, Oilers 2-3, Opponents 0-0

RUSHING	No	Yds	Avg	Lg	TD
Burrell	130	528	4.1	63t	3
Tolar	73	230	3.2	18	0
Spikes	47	173	3.7	20	3
Trull	29	145	5.0	18	2
Jackson	37	85	2.3	7	2
Hoffman	1	11	11.0	11	0
C. Frazier	1	10	10.0	8	0
Compton	1	2	2.0	2	0
Blanda	4	-6	-1.5	0	0
Oilers	**323**	**1178**	**3.6**	**63t**	**10**

RECEIVING	No	Yds	Avg	Lg	TD
Burrell	55	650	11.8	52t	4
Hennigan	41	578	14.1	53	4
C. Frazier	38	717	18.9	64t	6
Wi. Frazier	37	521	14.1	57t	8
Tolar	25	138	5.5	21	0
McLeod	15	226	15.1	49	1
Spikes	8	57	7.1	17	0
Compton	3	140	46.7	95t	2
Jackson	1	31	31.0	31	0
Weir	1	12	12.0	12	0
Oilers	**224**	**3070**	**13.7**	**95t**	**25**

INTERCEPTIONS	No	Yds	Avg	Lg	TD
Hicks	9	156	17.3	31	0
Norton	7	52	7.4	18	0
Jancik	4	90	22.5	36	0
Banfield	3	28	9.3	28	0
Glick	2	18	9.0	18	0
Cutsinger	1	72	72.0	72	0
Maples	1	0	0.0	0	0
Oilers	**27**	**416**	**15.4**	**72**	**0**

PUNTING	No	Yds	Avg	Net	TB	In	Lg	B
Norton	85	3711	43.7	43.7	0	0	65	1
Oilers	**85**	**3711**	**43.7**	**43.7**	**0**	**0**	**65**	**1**

PUNT RETURNS	No	FC	Yds	Avg	Lg	TD
Jancik	12	0	85	7.1	25	0
Glick	7	0	44	6.3	13	0
Jaquess	4	0	17	4.3	11	0
Burrell	3	0	39	13.0	33	0
Hicks	1	0	4	4.0	4	0
Weir	1	0	0	0.0	0	0
Oilers	**28**	**0**	**189**	**6.8**	**33**	**0**

KICKOFF RETURNS	No	Yds	Avg	Lg	TD
Jancik	18	430	23.9	43	0
Jaquess	13	280	21.5	69	0
Weir	10	215	21.5	33	0
Burrell	8	202	25.3	38	0
Hicks	7	181	25.9	40	0
Compton	4	68	17.0	30	0
Glick	4	84	21.0	24	0
Kinderman	4	72	18.0	29	0
Spikes	4	41	10.3	15	0
Jackson	2	39	19.5	25	0
Cheeks	1	19	19.0	19	0
Maples	1	15	15.0	15	0
Williams	1	23	23.0	23	0
Oilers	**77**	**1699**	**21.7**	**69**	**0**

FIELD GOALS	1-19	20-29	30-39	40-49	50+
Oilers	**5-6**	**1-1**	**4-7**	**3-7**	**0-2**

Blanda: (39G, 8G) (36N, 36B, 45G) (44B, 10G) () (37G) (40N) (31G, 30G, 13G, 8G) () () (23N) (46N, 48N) (31B, 41G, 52N) (51N, 40G) ()
Spikes: () () () () () (15G) (16N) () () () () () () ()
Opponents: records not available

SACKS
records not available
Oilers 22.0 Opponents 31.0

TACKLES (Solo-Assists-Total)
records not available

PASSING	Att	Cmp	Pct	Yards	Yds/Att	TD	Int	Lg	Sk/Yds	Rating
Blanda	442	186	42.1	2542	5.75	20	30	95t	--	47.9
Trull	107	38	35.5	528	4.93	5	5	57t	--	48.3
Tolar	1	0	0.0	0	0.00	0	0	0	0	39.6
Oilers	**550**	**224**	**40.7**	**3070**	**5.58**	**25**	**35**	**95t**	**31/257**	**47.9**

USUAL STARTING LINEUP

OFFENSE

WR	Charles Frazier (28)
LT	Walt Suggs (76)
LG	**Bob Talamini (61)**
C	John Frongillo (55)
	Wayne Frazier (56)
RG	Sonny Bishop (66)
RT	Norm Evans (73)
TE	Willie Frazier (83)
WR	**Charlie Hennigan (87)**
QB	George Blanda (16)
RB	**Ode Burrell (25)**
FB	Charles Tolar (44)

DEFENSE

LE	Gary Cutsinger (80)
LT	Bud McFadin (64)
	Scott Appleton (70)
RT	Ed Husmann (82)
RE	Don Floyd (75)
LLB	Johnny Baker (84)
	Bobby Maples (50)
MLB	Doug Cline (31)
RLB	Danny Brabham (85)
LCB	Tony Banfield (40)
RCB	W.K. Hicks (33)
SS	Jim Norton (43)
FS	Fred Glick (27)
	Bobby Jancik (23)

SPECIALISTS

K	George Blanda (16)
P	Jim Norton (43)

AFL All-Star Game
All-AFL

GM: Carroll Martin; **Head Coach:** Hugh "Bones" Taylor
Asst. Coaches: Sammy Baugh (off. backs), Lou Rymkus (OL), Walt Schlinkman (defense), Joe Spencer (DL)

AMERICAN FOOTBALL LEAGUE STANDINGS

EASTERN DIVISION	W	L	T	PCT.
Buffalo	10	3	1	.769
N.Y. Jets	5	8	1	.385
Boston Patriots	4	8	2	.333
Houston	**4**	**10**	**0**	**.286**

WESTERN DIVISION	W	L	T	PCT.
San Diego	9	2	3	.818
Oakland	8	5	1	.615
Kansas City	7	5	2	.583
Denver	4	10	0	.286

AFL CHAMPIONSHIP
Buffalo 23, SAN DIEGO 0

1964 SEASON (4-10 REGULAR SEASON, 0-0 PLAYOFFS) • 4TH PLACE AFL EAST

DATE	OPPONENT	SCORE	W/L	ATT
Sep. 12	at San Diego	21-27	L	22,632
Sep. 19	OAKLAND	42-28	W	26,482
Sep. 27	at Denver	38-17	W	22,651
Oct. 4	at Kansas City	7-28	L	22,727
Oct. 11	BUFFALO	17-48	L	26,218
Oct. 17	at New York	21-24	L	32,840
Oct. 25	SAN DIEGO	17-20	L	21,671
Nov. 1	at Buffalo	10-24	L	40,119
Nov. 6	at Boston	24-25	L	28,161
Nov. 15	at Oakland	10-20	L	16,375
Nov. 22	KANSAS CITY	19-28	L	17,782
Nov. 29	BOSTON	17-34	L	17,560
Dec. 13	NEW YORK	33-17	W	16,225
Dec. 20	DENVER	34-15	W	15,839

	TITANS	OPP
Total First Downs	**284**	**274**
Rushing	80	102
Passing	186	155
Penalty	18	17
3rd Down: Made/Att	--	--
4th Down: Made/Att	--	--
Possession Avg.	--	--
Total Net Yards	**4874**	**--**
Avg. Per Game	348.1	--
Total Plays	942	--
Avg. Per Play	5.2	--
Net Yards Rushing	**1347**	**--**
Avg. Per Game	96.2	--
Total Rushes	327	--
Net Yards Passing	**3527**	**--**
Avg. Per Game	251.9	--
Sacked/Yards Lost	23/207	--
Gross Yards	3734	--
Att./Comp.	592/299	--
Completion Pct.	50.5	--
Had Intercepted	29	--
Punts/Average	**55/41.2**	**--**
Net Punting Avg.	**55/35.9**	**--**
Penalties/Yards	**70/683**	**--**
Fumbles/Ball Lost	**24/15**	**--**
Touchdowns	**39**	**--**
Rushing	14	--
Passing	19	--
Returns	6	--

BY PERIODS	1	2	3	4	OT	PTS
Oilers	**96**	**80**	**73**	**61**	**0**	**310**
Opponents	**73**	**130**	**62**	**90**	**0**	**355**

SCORING	TD	RU	PA	RT	PAT	FG	S	TP
Blanda	0	0	0	0	37/38	13/29	0	76
Hennigan	8	0	8	0			0	48
Blanks	7	6	1	0			0	42
Dewveall	4	0	4	0			0	24
Tolar	4	4	0	0			0	24
Jackson TM	3	3	0	0			0	18
W. Frazier	2	0	2	0			0	12
McLeod	2	0	2	0			0	12
Baker	1	0	0	1			0	6
Burrell	1	0	0	1			0	6
Craig	1	0	1	0			0	6
Floyd	1	0	0	1			0	6
C. Frazier	1	0	1	0			0	6
Hoffman	1	1	0	0			0	6
Jancik	1	0	0	1			0	6
Jaquess	1	0	0	1			0	6
Nelson	1	0	0	1			0	6
Oilers	**39**	**14**	**19**	**6**	**37/38**	**13/29**	**0**	**310**
Opponents	**45**	**18**	**24**	**3**	**--**	**--**	**0**	**355**

2-Pt Conversions: Oilers 0-1, Opponents 0-0

RUSHING	No	Yds	Avg	Lg	TD
Blanks	145	756	5.2	91t	6
Tolar	139	515	3.7	40t	4
Trull	12	42	3.5	15	0
Smith	8	16	2.0	8	0
Jackson TM	8	11	1.4	5	3
Burrell	8	10	1.3	5	0
Hoffman	2	3	1.5	2	1
Blanda	4	-2	-0.5	6	0
C. Frazier	1	-4	-4.0	-4	0
Oilers	**327**	**1347**	**4.1**	**91t**	**14**

RECEIVING	No	Yds	Avg	Lg	TD
Hennigan	101	1546	15.3	53t	8
Blanks	56	497	8.9	45	1
Dewveall	38	552	15.5	60t	4
Tolar	35	244	7.0	52	0
C. Frazier	29	404	13.9	46	1
W. Frazier	11	227	20.6	80t	2
McLeod	8	81	10.1	20	2
Smith	7	38	5.4	15	0
Burrell	5	73	14.6	36	0
Craig	4	46	11.5	25	1
Baker	2	18	9.0	10	0
Jancik	1	14	14.0	14	0
Hoffman	1	1	1.0	1	0
Bishop	1	0	0.0	0	0
Blanda	0	-7	--	-7	0
Oilers	**299**	**3734**	**12.5**	**80t**	**19**

INTERCEPTIONS	No	Yds	Avg	Lg	TD
Jaquess	8	141	17.6	98t	1
Hicks	5	89	17.8	62	0
Glick	5	54	10.8	27	0
Jancik	3	16	5.3	16	0
Norton	2	31	15.5	31	0
Odom	2	22	11.0	22	0
Appleton	2	11	5.5	11	0
Nelson	1	45	45.0	45t	1
Baker	1	17	17.0	17t	1
Rieves	1	3	3.0	3	0
Floyd	0	8	--	8	0
Oilers	**30**	**437**	**14.6**	**98t**	**3**

PUNTING	No	Yds	Avg	Net	TB	In	Lg	B
Norton	55	2267	41.2	41.2	0	0	79	2
Oilers	**55**	**2267**	**41.2**	**35.9**	**0**	**0**	**79**	**2**

PUNT RETURNS	No	FC	Yds	Avg	Lg	TD
Jancik	12	0	220	18.3	82t	1
Glick	6	0	32	5.3	12	0
Burrell	1	0	0	0.0	0	0
Oilers	**19**	**0**	**252**	**13.3**	**82t**	**1**

KICKOFF RETURNS	No	Yds	Avg	Lg	TD
Jancik	21	488	23.2	42	0
Burrell	17	449	26.4	93t	1
Nelson	13	304	23.4	47	0
Blanks	9	207	23.0	32	0
Hoffman	2	52	26.0	30	0
Jackson TM	2	32	16.0	18	0
W. Frazier	1	0	0.0	0	0
Glick	1	27	27.0	27	0
Oilers	**66**	**1559**	**23.6**	**93t**	**1**

FIELD GOALS	1-19	20-29	30-39	40-49	50+
Oilers	**3/4**	**3/7**	**3/4**	**4/12**	**0/2**

Blanda: (45B) () (43G) () (16N, 47G) () (26N, 27N, 36G) (49N, 50N, 37N, 49G) (46N, 23N, 10G) (49N, 21N, 40B, 11G) (21G, 31G) (49N, 41N, 49G) (49N, 20G, 31G) (51N, 26G, 18G)
Opponents: records not available

SACKS
records not available
Oilers 25.0 Opponents 23.0

TACKLES (Solo-Assists-Total)
records not available

PASSING	Att	Cmp	Pct	Yards	Yds/Att	TD	Int	Lg	Sk/Yds	Rating
Blanda	505	262	51.9	3287	6.51	17	27	80t	--	61.4
Trull	86	36	41.9	439	5.10	1	2	36	--	52.4
Blanks	1	1	1.00	8	8.00	1	0	8t	--	139.6
Oilers	**592**	**299**	**50.5**	**3734**	**6.31**	**19**	**29**	**80t**	**23/207**	**60.7**

USUAL STARTING LINEUP

OFFENSE

WR	Charles Frazier (28)
LT	Walt Suggs (76)
LG	**Bob Talamini (61)**
C	Tom Goode (68)
RG	John Wittenborn (67)
RT	Sonny Bishop (66)
TE	Willard Dewveall (88)
	Willie Frazier (83)
WR	**Charlie Hennigan (87)**
QB	George Blanda (16)
RB	**Sid Blanks (42)**
FB	Charles Tolar (44)

DEFENSE

LE	Scott Appleton (70)
LT	Bud McFadin (64)
RT	Ed Husmann (82)
	Scott Appleton (70)
RE	Don Floyd (75)
LLB	Danny Brabham (85)
MLB	Doug Cline (31)
	Larry Onesti (45)
RLB	Johnny Baker (84)
LCB	**Pete Jaquess (47)**
RCB	Bobby Jancik (23)
SS	W.K. Hicks (33)
FS	**Fred Glick (27)**

SPECIALISTS

K	George Blanda (16)
P	Jim Norton (43)

AFL All-Star Game
All-AFL

GM: Carroll Martin; **Head Coach:** Sammy Baugh
Asst. Coaches: W.F. "Red" Conkright (ends), Joe Spencer (DL), John Steber (OL), Hugh "Bones" Taylor (DB)

AMERICAN FOOTBALL LEAGUE STANDINGS

EASTERN DIVISION	W	L	T	PCT.
Buffalo	12	2	0	.857
Boston Patriots	10	3	1	.769
N.Y. Jets	5	8	1	.385
Houston	**4**	**10**	**0**	**.286**

WESTERN DIVISION	W	L	T	PCT.
San Diego	8	5	1	.615
Kansas City	7	7	0	.500
Oakland	5	7	2	.417
Denver	2	11	1	.154

AFL CHAMPIONSHIP
BUFFALO 20, San Diego 7

1963 SEASON (6-8 REGULAR SEASON, 0-0 PLAYOFFS) • 3RD PLACE AFL EAST

DATE	OPPONENT	SCORE	W/L	ATT
Sep. 7	OAKLAND	13-24	L	24,749
Sep. 14	DENVER	20-14	W	22,855
Sep. 22	at New York	17-24	L	9,336
Sep. 28	at Buffalo	31-20	W	32,340
Oct. 6	at Kansas City	7-28	L	27,801
Oct. 13	at Denver	33-24	W	24,087
Oct. 20	BUFFALO	28-14	W	23,948
Oct. 27	KANSAS CITY	28-7	W	26,331
Nov. 1	at Boston	3-45	L	31,185
Nov. 10	NEW YORK	31-27	W	23,615
Dec. 1	at San Diego	0-27	L	31,713
Dec. 8	BOSTON	28-46	L	23,462
Dec. 15	SAN DIEGO	14-20	L	18,540
Dec. 22	at Oakland	49-52	L	17,401

	TITANS	OPP
Total First Downs	**254**	**256**
Rushing	68	117
Passing	169	121
Penalty	17	18
3rd Down: Made/Att	--	--
4th Down: Made/Att	--	--
Possession Avg.	**--**	**--**
Total Net Yards	**4432**	**--**
Avg. Per Game	316.6	--
Total Plays	870	--
Avg. Per Play	5.1	--
Net Yards Rushing	**1210**	**--**
Avg. Per Game	86.4	--
Total Rushes	341	--
Net Yards Passing	**3222**	**--**
Avg. Per Game	230.1	--
Sacked/Yards Lost	28/256	--
Gross Yards	3478	--
Att./Comp.	501/261	--
Completion Pct.	52.1	--
Had Intercepted	33	--
Punts/Average	**65/43.0**	**--**
Net Punting Avg.	**65/43.0**	**--**
Penalties/Yards	**58/565**	**--**
Fumbles/Ball Lost	**35/24**	**--**
Touchdowns	**39**	**--**
Rushing	11	--
Passing	26	--
Returns	2	--

BY PERIODS	1	2	3	4	OT	PTS
Oilers	**72**	**102**	**72**	**56**	**0**	**302**
Opponents	**79**	**138**	**61**	**94**	**0**	**372**

SCORING	TD	RU	PA	RT	PAT	FG	S	TP
Blanda	0	0	0	0	39/39	9/24	0	66
Hennigan	10	0	10	0			0	60
Dewveall	7	0	7	0			0	42
McLeod	5	0	5	0			0	30
Smith	5	3	2	0			0	30
Tobin	5	4	1	0			0	30
Tolar	3	3	0	0			0	18
Dickinson LG	1	1	0	0			0	6
Dickinson TM	1	1	0	0			0	6
Frazier	1	0	1	0			0	6
Glick	1	0	0	1			0	6
Johnston	1	0	0	1			0	6
Oilers	**39**	**11**	**26**	**2**	**39/39**	**9/24**	**1**	**302**
Opponents	**47**	**12**	**24**	**11**	**--**	**--**	**1**	**372**

2-Pt Conversions: Oilers 0-0, Opponents 0-0

RUSHING	No	Yds	Avg	Lg	TD
Tolar	194	659	3.4	33	3
Tobin	75	271	3.6	32	4
Smith	50	202	4.0	16	3
Cannon	13	45	3.5	12	0
Dickinson LG	6	32	5.3	13	1
Dickinson TM	1	1	1.0	1t	1
Norton	1	15	15.0	15	0
Lee	2	9	4.5	8	0
Babb	1	7	7.0	7	0
Blanda	4	1	0.3	7	0
Oilers	**341**	**1210**	**3.5**	**33**	**11**

RECEIVING	No	Yds	Avg	Lg	TD
Hennigan	61	1051	17.2	68	10
Dewveall	58	752	13.0	35	7
Tolar	41	275	6.7	33	0
McLeod	33	530	16.1	38	5
Smith	24	270	11.3	36	2
Frazier	16	279	17.4	80t	1
Tobin	13	173	13.3	33t	1
Dickinson LG	6	57	9.5	18	0
Dickinson TM	5	48	9.6	18	0
Kerbow	5	61	12.2	30	0
Cannon	5	39	7.8	12	0
Oilers	**261**	**3478**	**13.3**	**80t**	**26**

INTERCEPTIONS	No	Yds	Avg	Lg	TD
Glick	12	180	15.0	45	1
Banfield	7	21	3.0	14	0
Norton	6	86	14.3	37	0
Jancik	3	31	10.3	19	0
Cline	3	16	5.3	9	0
Babb	2	24	12.0	18	0
Johnston	1	90	90.0	90t	1
Dukes	1	4	4.0	4	0
Brabham	1	1	1.0	1	0
Oilers	**36**	**453**	**12.6**	**90t**	**2**

PUNTING	No	Yds	Avg	Net	TB	In	Lg	B
Norton	65	2792	43.0	43.0	0	0	68	0
Oilers	**65**	**2792**	**43.0**	**43.0**	**0**	**0**	**68**	**0**

PUNT RETURNS	No	FC	Yds	Avg	Lg	TD
Glick	19	0	171	9.0	22	0
Jancik	13	0	145	11.2	56	0
Oilers	**32**	**0**	**316**	**9.9**	**56**	**0**

KICKOFF RETURNS	No	Yds	Avg	Lg	TD
Jancik	45	1317	29.3	53	0
Glick	20	451	22.6	43	0
Cannon	2	39	19.5	20	0
Michael	1	3	3.0	3	0
Tobin	1	10	10.0	10	0
Tolar	1	4	4.0	4	0
Oilers	**70**	**1824**	**26.1**	**53**	**0**

FIELD GOALS	1-19	20-29	30-39	40-49	50+
Oilers	**1/2**	**1/3**	**4/8**	**3/8**	**0/3**

Blanda: (30G, 46G, 32N, 42N) (18G, 48G, 52N, 51N, 28N, 52N) (44N, 37G) (28G) (37N) (38G, 48B, 12N) () (26N) (46G) (47N, 32G) (48B, 37N) () (35N) ()
Opponents: records not available

SACKS
records not available

TACKLES (Solo-Assists-Total)
records not available

PASSING	Att	Cmp	Pct	Yards	Yds/Att	TD	Int	Lg	Sk/Yds	Rating
Blanda	423	224	53.0	3003	7.10	24	25	80t	--	70.1
Lee	75	37	49.3	475	6.33	2	8	38	--	38.9
Smith	2	0	0.0	0	0.0	0	0	0	--	39.6
Cannon	1	0	0.0	0	0.0	0	0	0	--	39.6
Oilers	**501**	**261**	**52.1**	**3478**	**6.94**	**26**	**33**	**80t**	**28/256**	**64.3**

USUAL STARTING LINEUP

OFFENSE

WR	Willard Dewveall (88)
LT	Walt Suggs (76)
LG	**Bob Talamini (61)**
C	**Bob Schmidt (52)**
RG	Hogan Wharton (63)
RT	**Rich Michael (77)**
TE	Bob McLeod (81)
WR	**Charlie Hennigan (87)**
QB	**George Blanda (16)**
RB	Billy Cannon (20)
FB	Charles Tolar (44)

DEFENSE

LE	Gary Cutsinger (80)
LT	Dudley Meredith (74)
RT	**Ed Husmann (82)**
RE	Don Floyd (75)
LLB	Doug Cline (31)
MLB	Gene Babb (33)
RLB	Mike Dukes (30)
LCB	**Tony Banfield (40)**
RCB	Bobby Jancik (23)
SS	**Jim Norton (43)**
FS	**Fred Glick (27)**

SPECIALISTS

K	**George Blanda (16)**
P	**Jim Norton (43)**

AFL All-Star Game
All-AFL

GM/Head Coach: Frank "Pop" Ivy
Asst. Coaches: Neill Armstrong (defense), W.F. "Red" Conkright (ends), Walt Schlinkman (offense), Joe Spencer (line)

AMERICAN FOOTBALL LEAGUE STANDINGS

EASTERN DIVISION	W	L	T	PCT.
Boston	7	6	1	.538
Buffalo	7	6	1	.538
Houston	**6**	**8**	**0**	**.429**
N.Y. Jets	5	8	1	.385

WESTERN DIVISION	W	L	T	PCT.
San Diego	11	3	0	.786
Oakland	10	4	0	.714
Kansas City	5	7	2	.417
Denver	2	11	1	.154

EASTERN DIVISION PLAYOFF
Boston Patriots 26, BUFFALO 8

AFL CHAMPIONSHIP
SAN DIEGO 51, Boston Patriots 10

1962 SEASON (11-3 REGULAR SEASON, 0-1 PLAYOFFS) • 1ST PLACE AFL EAST

DATE	OPPONENT	SCORE	W/L	ATT
Sep. 9	at Buffalo	28-23	W	31,236
Sep. 16	at Boston	21-34	L	32,276
Sep. 23	at San Diego	42-17	W	28,061
Oct. 7	BUFFALO	17-14	W	26,350
Oct. 14	NEW YORK	56-17	W	20,650
Oct. 21	at Denver	10-20	L	34,496
Oct. 28	DALLAS	7-31	L	31,750
Nov. 4	at Dallas	14-6	W	29,017
Nov. 11	at Oakland	28-20	W	11,000
Nov. 18	BOSTON	21-17	W	35,250
Nov. 25	SAN DIEGO	33-27	W	28,235
Dec. 2	DENVER	34-17	W	30,650
Dec. 9	OAKLAND	32-17	W	27,400
Dec. 15	at New York	44-10	W	8,167
Dec. 23	**DALLAS**	**17-20***	**L**	**37,981**

* Overtime

	TITANS	OPP
Total First Downs	**266**	**217**
Rushing	95	75
Passing	157	126
Penalty	14	16
3rd Down: Made/Att	--	--
4th Down: Made/Att	--	--
Possession Avg.	**--**	**--**
Total Net Yards	**4971**	**--**
Avg. Per Game	355.1	--
Total Plays	943	--
Avg. Per Play	5.3	--
Net Yards Rushing	**1742**	**--**
Avg. Per Game	124.4	--
Total Rushes	457	--
Net Yards Passing	**3229**	**--**
Avg. Per Game	230.6	--
Sacked/Yards Lost	11/94	--
Gross Yards	3323	--
Att./Comp.	475/227	--
Completion Pct.	47.8	--
Had Intercepted	48	--
Punts/Average	**56/41.0**	**--**
Net Punting Avg.	**56/41.0**	**--**
Penalties/Yards	**63/633**	**--**
Fumbles/Ball Lost	**17/9**	**--**
Touchdowns	**50**	**--**
Rushing	15	--
Passing	32	--
Returns	3	--

BY PERIODS	1	2	3	4	OT	PTS
Oilers	**93**	**119**	**98**	**77**	**0**	**387**
Opponents	**79**	**87**	**47**	**57**	**0**	**270**

SCORING	TD	RU	PA	RT	PAT	FG	S	TP
Blanda	0	0	0	0	48/49	11/26	0	81
Cannon	13	7	6	0			0	80
Hennigan	8	0	8	0			0	48
Tolar	8	7	1	0			0	48
McLeod	6	0	6	0			0	36
Dewveall	5	0	5	0			0	30
Groman	3	0	3	0			0	18
Smith	3	1	2	0			0	18
Babb	1	0	0	1			0	6
Banfield	1	0	0	1			0	6
Floyd	1	0	0	1			0	6
Frazier	1	0	1	0			0	6
Oilers	**50**	**15**	**32**	**3**	**48/49**	**11/26**	**2**	**387**
Opponents	**33**	**10**	**18**	**5**	**N/A**	**N/A**	**0**	**270**

2-Pt Conversions: Oilers 0-0, Opponents 0-0

RUSHING	No	Yds	Avg	Lg	TD
Tolar	244	1012	4.1	25	7
Cannon	147	474	3.2	64t	7
Smith	56	249	4.4	41	1
Blanda	3	6	2.0	10	0
Lee	4	1	0.3	4	0
Babb	3	0	0.0	2	0
Oilers	**457**	**1742**	**3.8**	**64t**	**15**

RECEIVING	No	Yds	Avg	Lg	TD
Hennigan	54	867	16.1	78t	8
McLeod	33	578	17.5	55t	6
Dewveall	33	576	17.5	98t	5
Cannon	32	451	14.1	60t	6
Tolar	30	251	8.4	35t	1
Groman	21	328	15.6	54t	3
Smith	17	117	6.9	29	2
Frazier	7	155	22.1	73t	1
Oilers	**227**	**3323**	**14.6**	**98t**	**32**

INTERCEPTIONS	No	Yds	Avg	Lg	TD
Norton	8	75	9.4	36	0
Banfield	6	17	2.8	11	0
Floyd	4	50	12.5	28t	1
Johnston	4	31	7.8	27	0
Glick	3	53	17.7	31	0
Jancik	2	33	16.5	33	0
Babb	2	31	15.5	31t	0
Cline	2	14	7.0	14	0
Dukes	2	11	5.5	6	0
Suci	1	22	22.0	22	0
Cutsinger	1	3	3.0	3	0
Oilers	**35**	**340**	**9.7**	**36**	**2**

PUNTING	No	Yds	Avg	Net	TB	In	Lg	B
Norton	56	2298	41.0	41.0	0	0	64	1
Oilers	**56**	**2298**	**41.0**	**41.0**	**0**	**0**	**64**	**1**

PUNT RETURNS	No	FC	Yds	Avg	Lg	TD
Jancik	14	0	116	8.3	21	0
Click	12	0	79	6.6	17	0
Banfield	2	0	71	35.5	50t	1
Oilers	**28**	**0**	**266**	**9.5**	**50t**	**1**

KICKOFF RETURNS	No	Yds	Avg	Lg	TD
Jancik	24	726	30.3	61	0
Cannon	18	442	24.6	38	0
Smith	2	37	18.5	23	0
Tolar	2	18	9.0	18	0
Glick	1	22	22.0	22	0
McLeod	1	0	0.0	0	0
Oilers	**48**	**1245**	**25.9**	**61**	**0**

FIELD GOALS	1-19	20-29	30-39	40-49	50+
Oilers	**5/7**	**2/4**	**2/4**	**1/7**	**1/4**

Blanda: (29N, 45N, 48N) (51N, 10N) (47N) (N, 16G, 37N) (47N) (18G) () (34N, 47B) (50N) () (50N, 42G, 22G, 39G, 26N) (16G, 20G) (54G, 14G, 11G) (30G, 46N)
Opponents: records not available

SACKS
Opponents 11.0

TACKLES (Solo-Assists-Total)
records not available

USUAL STARTING LINEUP

OFFENSE

WR	**Willard Dewveall (88)**
LT	**Al Jamison (70)**
LG	**Bob Talamini (61)**
C	**Bob Schmidt (52)**
RG	Hogan Wharton (63)
RT	**Rich Michael (77)**
TE	Bob McLeod (81)
WR	**Charlie Hennigan (87)**
QB	**George Blanda (16)**
RB	Billy Cannon (20)
FB	**Charles Tolar (44)**

DEFENSE

LE	Gary Cutsinger (80)
LT	Ed Culpepper (78)
RT	**Ed Husmann (82)**
RE	**Don Floyd (75)**
LLB	Doug Cline (31)
MLB	Gene Babb (33)
RLB	Mike Dukes (30)
LCB	**Tony Banfield (40)**
RCB	Mark Johnston (41)
	Bobby Jancik (23)
SS	**Jim Norton (43)**
FS	**Fred Glick (27)**

SPECIALISTS

K	**George Blanda (16)**
P	**Jim Norton (43)**

AFL All-Star Game
All-AFL

GM: Don Suman; **Head Coach:** Frank "Pop" Ivy
Asst. Coaches: Neill Armstrong (defense), Walt Schlinkman (offense), Joe Spencer (line)

AMERICAN FOOTBALL LEAGUE STANDINGS

EASTERN DIVISION	W	L	T	PCT.
Houston	**11**	**3**	**0**	**.786**
Boston	9	4	1	.692
Buffalo	7	6	1	.538
N.Y. Titans	5	9	0	.357

WESTERN DIVISION	W	L	T	PCT.
Dallas	11	3	0	.786
Denver	7	7	0	.500
San Diego	4	10	0	.286
Oakland	1	13	0	.071

AFL CHAMPIONSHIP
Dallas Texans 20, HOUSTON 17 (OT)

PASSING	Att	Cmp	Pct	Yards	Yds/Att	TD	Int	Lg	Sk/Yds	Rating
Blanda	418	197	47.1	2810	6.72	27	42	78t	--	51.3
Lee	50	26	52.0	433	8.66	4	5	98t	--	68.6
Cannon	3	2	66.7	46	15.33	1	0	40t	--	149.3
Smith	3	2	66.7	34	11.33	0	0	19	--	104.9
Tolar	1	0	0.0	0	0.0	0	0	0	--	0.0
Oilers	**475**	**227**	**47.8**	**3323**	**7.00**	**32**	**48**	**98t**	**11/94**	**53.9**

1961 SEASON (10-3-1 REGULAR SEASON, 1-0 PLAYOFFS) • 1ST PLACE AFL EAST

DATE	OPPONENT	SCORE	W/L	ATT
Sep. 9	OAKLAND	55-0	W	16,231
Sep. 24	at San Diego	24-34	L	29,210
Oct. 1	at Dallas	21-26	L	28,000
Oct. 8	BUFFALO	12-22	L	22.761
Oct. 13	at Boston	31-31	T	15,070
Oct. 22	DALLAS	38-7	W	21,237
Oct. 29	at Buffalo	28-16	W	23,228
Nov. 5	at Denver	55-14	W	11,564
Nov. 12	BOSTON	27-15	W	35,649
Nov. 19	NEW YORK	49-13	W	33,428
Nov. 26	DENVER	45-14	W	27,864
Dec. 3	SAN DIEGO	33-13	W	37,845
Dec. 10	at New York	48-21	W	9,462
Dec. 17	at Oakland	47-16	W	4,821
Dec. 24	**at San Diego**	**10-3**	**W**	**29,556**

	TITANS	OPP
Total First Downs	**293**	**235**
Rushing	97	87
Passing	182	126
Penalty	14	22
3rd Down: Made/Att	--	--
4th Down: Made/Att	--	--
Possession Avg.	**--**	**--**
Total Net Yards	**6288**	**--**
Avg. Per Game	449.1	--
Total Plays	964	--
Avg. Per Play	6.5	--
Net Yards Rushing	**1896**	**--**
Avg. Per Game	135.4	--
Total Rushes	452	--
Net Yards Passing	**4392**	**--**
Avg. Per Game	313.7	--
Sacked/Yards Lost	14/176	--
Gross Yards	4568	--
Att./Comp.	498/254	--
Completion Pct.	**51.0**	**--**
Had Intercepted	29	--
Punts/Average	**56/39.1**	**--**
Net Punting Avg.	**56/39.1**	**--**
Penalties/Yards	**83/889**	**--**
Fumbles/Ball Lost	**19/11**	**--**
Touchdowns	**66**	**--**
Rushing	15	--
Passing	48	--
Returns	3	--

BY PERIODS	1	2	3	4	OT	PTS
Oilers	**85**	**180**	**92**	**156**	**0**	**513**
Opponents	**44**	**76**	**48**	**74**	**0**	**242**

SCORING	TD	RU	PA	RT	PAT	FG	S	TP
Blanda	0	0	0	0	64/65	16/29	0	112
Groman	18	1	17	0			0	108
Cannon	15	6	9	0			0	90
Hennigan	12	0	12	0			0	72
Tolar	5	4	1	0			0	30
Dewveall	3	0	3	0			0	18
King	3	2	1	0			0	18
Smith	3	2	1	0			0	18
Cline	2	0	0	2			1	14
McLeod	2	0	2	0			0	12
Hall	1	0	1	0			0	6
Johnston	1	0	0	1			0	6
White	1	0	1	0			0	6
Milstead	0	0	0	0	1/1	0/0	0	1
Oilers	**66**	**15**	**48**	**3**	**65/66**	**16/29**	**2**	**513**
Opponents	**33**	**17**	**13**	**3**	**0/0**	**0/0**	**0**	**242**

2-Pt Conversions: Oilers 0-0, Opponents 0-0

RUSHING	No	Yds	Avg	Lg	TD
Cannon	200	948	4.7	61t	6
Tolar	157	577	3.7	28	4
Smith	60	258	4.3	21	2
King	12	50	4.2	17t	2
Lee	8	36	4.5	9	0
Hall	7	13	1.9	9	0
Blanda	7	12	1.7	7	0
Groman	1	2	2.0	2t	1
Oilers	**452**	**1896**	**4.2**	**61t**	**15**

RECEIVING	No	Yds	Avg	Lg	TD
Hennigan	82	1746	21.3	80t	12
Groman	50	1175	23.5	80t	17
Cannon	43	586	13.6	78t	9
Tolar	24	219	9.1	32	1
McLeod	14	172	12.3	18	2
White	13	238	18.3	49	1
Dewveall	12	200	16.7	66t	3
Smith	10	131	13.1	37	1
King	3	83	27.7	44t	1
Hall	1	20	20.0	20t	1
Spence	1	14	14.0	14	0
Blanda	1	-16	-16.0	-16	0
Oilers	**254**	**4568**	**18.0**	**80t**	**48**

INTERCEPTIONS	No	Yds	Avg	Lg	TD
Norton	9	150	16.7	36	0
Banfield	8	136	17.0	58	0
Johnston	4	59	14.8	27	0
Glick	4	28	7.0	11	0
Milstead	2	25	12.5	22	0
Morris	1	31	31.0	31	0
Laraway	1	30	30.0	30	0
Cline	1	24	24.0	24	0
Spence	1	23	23.0	23	0
Trask	1	17	17.0	17	0
Dukes	1	5	5.0	5	0
Oilers	**33**	**528**	**16.0**	**58**	**0**

PUNTING	No	Yds	Avg	Net	TB	In	Lg	B
Norton	48	1952	40.7	40.7	0	0	63	0
Hall	8	238	29.8	29.8	0	0	50	0
Oilers	**56**	**2190**	**39.1**	**39.1**	**0**	**0**	**63**	**0**

PUNT RETURNS	No	FC	Yds	Avg	Lg	TD
Cannon	9	0	70	7.8	20	0
King	7	0	32	4.6	10	0
Hall	2	0	1	0.5	1	0
Smith	1	0	15	15.0	15	0
Oilers	**19**	**0**	**118**	**6.2**	**20**	**0**

KICKOFF RETURNS	No	Yds	Avg	Lg	TD
Cannon	18	439	24.4	47	0
King	8	190	23.8	41	0
Hall	6	140	23.3	33	0
Dukes	4	57	14.3	23	0
Tolar	2	42	21.0	22	0
Cline	1	24	24.0	24	0
Laraway	1	22	22.0	22	0
McLeod	1	13	13.0	13	0
Smith	1	5	5.0	5	0
Wharton	1	8	8.0	8	0
Oilers	**43**	**940**	**21.9**	**47**	**0**

FIELD GOALS	1-19	20-29	30-39	40-49	50+
Oilers	**6/7**	**6/8**	**1/2**	**1/6**	**2/6**

Blanda: (27G, 14G) (28G) () (41N, 48N, 14G, 46N, 54N) (36N, 51N, 24G) (54N, 53G, 47N) (24N, 45N) (48G, 33G) (25G, 19G) (N) (9G) (55G, 23G, 27N) (16G, 27G, 51N) (12G)
Opponents: records not available

SACKS
records not available

TACKLES (Solo-Assists-Total)
records not available

PASSING	Att	Cmp	Pct	Yards	Yds/Att	TD	Int	Lg	Sk/Yds	Rating
Blanda	362	187	51.7	3330	9.20	36	22	80t	--	91.3
Lee	127	66	52.0	1205	9.49	12	6	80t	--	96.7
Cannon	5	0	0.0	0	0.0	0	1	0	--	0.0
Smith	2	1	50.0	33	16.50	0	0	33	--	95.8
Groman	1	0	0.0	0	0.0	0	0	0	--	39.6
Tolar	1	0	0.0	0	0.0	0	0	0	--	39.6
Oilers	**498**	**254**	**51.0**	**4568**	**9.17**	**48**	**29**	**80t**	**14/176**	**90.7**

USUAL STARTING LINEUP

OFFENSE

WR	Bill Groman (89)
LT	**Al Jamison (70)**
LG	Bob Talamini (61)
C	**Bob Schmidt (52)**
RG	Hogan Wharton (63)
RT	Rich Michael (77)
TE	John White (86)
	Bob McLeod (81)
WR	**Charlie Hennigan (87)**
QB	**George Blanda (16)**
RB	**Billy Cannon (20)**
FB	**Charles Tolar (44)**

DEFENSE

LE	Dalva Allen (80)
LT	Orville Trask (79)
RT	**Ed Husmann (82)**
RE	**Don Floyd (75)**
LLB	Doug Cline (31)
MLB	**Dennit Morris (50)**
RLB	Mike Dukes (30)
LCB	**Tony Banfield (40)**
RCB	**Mark Johnston (41)**
SS	Jim Norton (43)
FS	**Fred Glick (27)**

SPECIALISTS

K	**George Blanda (16)**
P	Jim Norton (43)

AFL All-Star Game
All-AFL

GM: Don Suman; **Head Coach:** Lou Rymkus (five games), Wally Lemm (final nine games)
Asst. Coaches: Walt Schlinkman (off. backs), Mac Speedie (ends), Joe Spencer (line), Fred Wallner (defense)

AMERICAN FOOTBALL LEAGUE STANDINGS

EASTERN DIVISION	W	L	T	PCT.
Houston	**10**	**3**	**1**	**.769**
Boston	9	4	1	.692
N.Y. Titans	7	7	0	.500
Buffalo	6	8	0	.429

WESTERN DIVISION	W	L	T	PCT.
San Diego	12	2	0	.857
Dallas Texans	6	8	0	.429
Denver	3	11	0	.214
Oakland	2	12	0	.143

AFL CHAMPIONSHIP
Houston 10, SAN DIEGO 3

1960 SEASON (10-4 REGULAR SEASON, 1-0 PLAYOFFS) • 1ST PLACE AFL EAST

DATE	OPPONENT	SCORE	W/L	ATT
Sep. 11	at Oakland	37-22	W	12,703
Sep. 18	LOS ANGELES	38-28	W	20,156
Sep. 25	OAKLAND	13-14	L	16,421
Oct. 9	NEW YORK	27-21	W	16,151
Oct. 16	DALLAS	20-10	W	19,026
Oct. 23	at New York	42-28	W	21,000
Oct. 30	at Buffalo	24-25	L	23,001
Nov. 6	at Denver	45-25	W	14,489
Nov. 13	at Los Angeles	21-24	L	21,805
Nov. 20	DENVER	20-10	W	20,778
Nov. 25	at Boston	24-10	W	27,123
Dec. 4	at Dallas	0-24	L	20,000
Dec. 11	BUFFALO	31-23	W	25,247
Dec. 18	BOSTON	37-21	W	22,352
Jan. 1	**LOS ANGELES**	**24-16**	**W**	**32,183**

	TITANS	OPP
Total First Downs	**262**	**282**
Rushing	83	90
Passing	153	164
Penalty	26	28
3rd Down: Made/Att	--	--
4th Down: Made/Att	--	--
Possession Avg.	**--**	**--**
Total Net Yards	**4936**	**--**
Avg. Per Game	352.6	--
Total Plays	930	--
Avg. Per Play	5.3	--
Net Yards Rushing	**1733**	**--**
Avg. Per Game	123.8	--
Total Rushes	452	--
Net Yards Passing	**3203**	**--**
Avg. Per Game	228.8	--
Sacked/Yards Lost	22/168	--
Gross Yards	3371	--
Att./Comp.	456/218	--
Completion Pct.	47.8	--
Had Intercepted	28	--
Punts/Average	**72/35.8**	**--**
Net Punting Avg.	**72/35.8**	**--**
Penalties/Yards	**75/750**	**--**
Fumbes/Ball Lost	**36/17**	**--**
Touchdowns	**48**	**--**
Rushing	15	--
Passing	31	--
Returns	2	--

BY PERIODS	1	2	3	4	OT	PTS
Oilers	**93**	**106**	**91**	**89**	**0**	**379**
Opponents	**64**	**94**	**72**	**55**	**0**	**285**

SCORING	TD	RU	PA	RT	PAT	FG	S	TP
Blanda	4	4	0	0	46/47	15/33	0	115
Groman	12	0	12	0			0	72
Cannon	7	1	5	1			0	42
Smith	7	5	2	0			0	42
Hennigan	6	0	6	0			0	36
Carson	4	0	4	0			0	24
Tolar	3	3	0	0			0	18
Cline	2	2	0	0			0	12
Atchason LG	1	0	1	0			0	6
Atchason TM	1	0	1	0			0	6
Hall	1	0	0	1			0	6
Witcher	1	0	1	0			0	6
Oilers	**48**	**15**	**31**	**2**	**46/47**	**15/33**	**0**	**379**
Opponents	**36**	**6**	**28**	**2**	**0/0**	**0/0**	**0**	**285**

2-Pt Conversions: Oilers 0-0, Opponents 0-0

RUSHING	No	Yds	Avg	Lg	TD
Cannon	152	644	4.2	39	1
Smith	154	643	4.2	65	5
Tolar	54	179	3.3	40t	3
Hall	30	118	3.9	16	0
Cline	37	105	2.8	19	2
Blanda	16	16	1.0	9	4
Talamini	0	14	--	14	0
Lee	6	11	1.8	10	0
Milstead	3	3	10.	7	0
Oilers	**452**	**1733**	**3.8**	**65**	**15**

RECEIVING	No	Yds	Avg	Lg	TD
Groman	72	1473	20.5	92t	12
Carson	45	604	13.4	47	4
Hennigan	44	722	16.4	73t	6
Smith	22	216	9.8	40t	2
Cannon	15	187	12.5	53t	5
Tolar	7	71	10.1	21	0
Atchason LG	5	48	9.6	14	1
Atchason TM	3	26	8.7	12	1
Witcher	4	34	8.5	13	1
Cline	4	15	3.8	10	0
J. White	1	18	18.0	18	0
Norton	1	5	5.0	5	0
Oilers	**218**	**3371**	**15.5**	**92t**	**31**

INTERCEPTIONS	No	Yds	Avg	Lg	TD
Johnston	4	42	10.5	33	0
Morris	4	32	8.0	26	0
Spence	4	5	1.3	5	0
Gordon	3	45	15.0	20	0
Banfield	3	22	7.3	22	0
Dukes	2	34	17.0	29	0
Kendall	2	10	5.0	10	0
Allen	1	0	0.0	0	0
Norton	1	0	0.0	0	0
Witcher	1	0	0.0	0	0
Oilers	**25**	**190**	**7.6**	**33**	**0**

PUNTING	No	Yds	Avg	Net	TB	In	Lg	B
Milstead	66	2365	35.8	35.8	0	0	54	0
Hall	6	210	35.0	35.0	0	0	41	0
Oilers	**72**	**2575**	**35.8**	**35.8**	**0**	**0**	**54**	**0**

PUNT RETURNS	No	FC	Yds	Avg	Lg	TD
Hall	6	0	72	12.0	26	0
Tolar	5	0	40	8.0	15	0
Cannon	4	0	96	24.0	51	0
Oilers	**15**	**0**	**208**	**13.9**	**51**	**0**

KICKOFF RETURNS	No	Yds	Avg	Lg	TD
Hall	19	594	31.3	104t	1
Tolar	13	249	19.2	35	0
Cannon	8	266	33.3	88t	1
Dukes	4	58	14.5	20	0
Cline	3	42	14.0	16	0
Jamison	1	5	5.0	5	0
J. White	0	11	--	11	0
Oilers	**48**	**1225**	**25.5**	**104t**	**2**

FIELD GOALS	1-19	20-29	30-39	40-49	50+
Oilers	**6/14**	**3/5**	**3/5**	**1/6**	**2/3**

Blanda: (18G,) (13G) (36G, 17N, 10G, 28N) (N, N, N, N, 22G, 36G) (19G, 40N, 23G, 47N) (N) (50G) (45N, 44G, 40N) (52N) (40N) (35N, 20N, 32N, 16G) (18N) (53G) (32G, 26G, 10G)
Opponents: records not available

SACKS
records not available

TACKLES (Solo-Assists-Total)
records not available

PASSING	Att	Cmp	Pct	Yards	Yds/Att	TD	Int	Lg	Sk/Yds	Rating
Blanda	363	169	46.6	2413	6.65	24	22	75	0/0	65.4
Lee	77	41	53.2	842	10.94	5	6	92t	0/0	81.2
Milstead	7	4	57.1	43	6.14	0	0	30	0/0	75.3
Smith	5	3	60.0	70	14.00	1	0	31	0/0	143.8
Cannon	3	0	0.0	0	0.00	0	0	0	0/0	39.6
Groman	1	1	100.0	3	3.00	1	0	3t	0/0	118.8
Oilers	**456**	**218**	**47.8**	**3371**	**7.39**	**31**	**28**	**92t**	**22/168**	**69.8**

USUAL STARTING LINEUP

OFFENSE

WR	Bill Groman (89)
LT	Al Jamison (70)
LG	Bob Talamini (61)
C	George Belotti (57)
	Hugh Pitts (53)
RG	Hogan Wharton (63)
RT	Rich Michael (77)
TE	John Carson (82)
	John White (86)
WR	Charlie Hennigan (87)
QB	George Blanda (16)
RB	Billy Cannon (20)
FB	Dave Smith (32)

DEFENSE

LE	Dalva Allen (80)
LT	Orville Trask (79)
RT	Jerry Helluin (72)
	George Shirkey (74)
RE	Don Floyd (75)
LLB	Doug Cline (31)
MLB	Dennit Morris (50)
RLB	Mike Dukes (30)
LCB	Jim Norton (43)
RCB	Mark Johnston (41)
SS	Bobby Gordon (47)
	Charles Kendall (34)
FS	Julian Spence (24)

SPECIALISTS

K	George Blanda (16)
P	Charles Milstead (12)

All-AFL

GM: (none); **Head Coach:** Lou Rymkus
Asst. Coaches: Wally Lemm, Walt Schlinkman, Mac Speedie, Fred Wallner

AMERICAN FOOTBALL LEAGUE STANDINGS

EASTERN DIVISION	W	L	T	PCT.
Houston	**10**	**4**	**0**	**.714**
N.Y. Titans	7	7	0	.500
Buffalo	5	8	1	.385
Boston	5	9	0	.357

WESTERN DIVISION	W	L	T	PCT.
L.A. Chargers	10	4	0	.714
Dallas Texans	8	6	0	.571
Oakland	6	8	0	.429
Denver	4	9	1	.308

AFL CHAMPIONSHIP
HOUSTON 24, L.A. Chargers 16

PRESEASON SUMMARY (1960-2013)

OPPONENT	WON	LOST	TIED
Titans vs. Arizona	4	3	0
Titans vs. Atlanta	4	4	0
Titans vs. Buffalo	10	3	0
Titans vs. Carolina	0	1	0
Titans vs. Chicago	7	4	0
Titans vs. Cincinnati	1	1	0
Titans vs. Cleveland	2	1	0
Titans vs. Dallas	13	21	0
Titans vs. Denver	5	5	0
Titans vs. Detroit	2	3	0
Titans vs. Green Bay	7	3	0
Titans vs. Indianapolis	2	5	0
Titans vs. Kansas City	3	10	0
Titans vs. Miami	1	1	0
Titans vs. Minnesota	1	5	0
Titans vs. New England	6	0	0
Titans vs. New Orleans	14	14	1
Titans vs. N.Y. Giants	2	3	0
Titans vs. N.Y. Jets	8	6	0
Titans vs. Oakland	5	5	0
Titans vs. Philadelphia	3	3	0
Titans vs. St. Louis	7	4	0
Titans vs. San Diego	2	7	0
Titans vs. San Francisco	1	1	0
Titans vs. Seattle	0	3	0
Titans vs. Tampa Bay	3	6	0
Titans vs. Washington	3	5	0
TOTALS:	**116**	**127**	**1**

YEAR-BY-YEAR PRESEASON RESULTS

1960 (2-3)

SITE	OPPONENT	OILERS	OPP
Tulsa, Okla.	Dallas	10	27
Los Angeles	Los Angeles	13	22
Houston	Denver	42	3
Mobile, Ala.	N.Y. Titans	30	14
Dallas	Dallas	3	24

1961 (3-2)

SITE	OPPONENT	OILERS	OPP
San Diego	San Diego	14	27
Honolulu, Hawaii	Oakland	35	17
Honolulu, Hawaii	San Diego	28	42
Greenville, S.C.	N.Y. Titans	30	20
Mobile, Ala.	Denver	42	20

1962 (4-1)

SITE	OPPONENT	OILERS	OPP
Houston	N.Y. Titans	33	27
Atlanta	Denver	33	17
New Orleans	Boston	20	10
Mobile, Ala.	Buffalo	14	21
Miami	Dallas	34	31

1963 (3-2)

SITE	OPPONENT	OILERS	OPP
Denver	Denver	10	27
Shreveport, La.	N.Y. Jets	17	0
Lowell, Mass.	Boston	21	20
Houston	San Diego	3	21
Wichita, Kan.	Kansas City	23	17

1964 (1-4)

SITE	OPPONENT	OILERS	OPP
Boston	Boston	38	7
Little Rock, Ark.	San Diego	36	44
Houston	Denver	20	32
Las Vegas, Nev.	Oakland	20	34
Houston	Kansas City	17	27

1965 (5-0)

SITE	OPPONENT	OILERS	OPP
Alexandria, Va.	N.Y. Jets	21	16
Buffalo	Buffalo	29	7
Houston	Boston	27	6
San Antonio, Texas	Denver	25	3
Little Rock, Ark.	San Diego	13	10

1966 (1-3)

SITE	OPPONENT	OILERS	OPP
Houston	Oakland	26	17
Birmingham, Ala.	N.Y. Jets	10	16
Little Rock, Ark.	Buffalo	16	2
Kansas City	Kansas City	20	31

1967 (0-4)

SITE	OPPONENT	OILERS	OPP
Houston	Kansas City	9	34
Oakland	Oakland	7	24
Charlotte, N.C.	N.Y. Jets	7	13
Houston	Dallas	17	30

1968 (4-1)

SITE	OPPONENT	OILERS	OPP
Houston	Washington	9	3
Houston	N.Y. Jets	28	14
Houston	New Orleans	24	23
Tulsa, Okla.	Buffalo	37	7
Houston	Dallas	19	33

1969 (3-2)

SITE	OPPONENT	OILERS	OPP
Houston	Buffalo	24	7
Houston	Baltimore	29	33
Houston	Chicago	19	17
Houston	Dallas	11	14
New Orleans	New Orleans	30	14

1970 (2-4)

SITE	OPPONENT	OILERS	OPP
Houston	Chicago	13	23
Houston	New Orleans	10	19
Houston	Minnesota	7	14
Houston	Dallas	37	21
Los Angeles	Los Angeles	3	20
Miami	Philadelphia	27	7

1971 (4-3)

SITE	OPPONENT	OILERS	OPP
Canton, Ohio	Los Angeles	6	17
Houston	N.Y. Giants	35	6
St. Louis	St. Louis	14	16
Houston	Philadelphia	21	17
Houston	Dallas	20	28
Houston	Chicago	37	17
New Orleans	New Orleans	24	17

1972 (2-3-1)

SITE	OPPONENT	OILERS	OPP
Dallas	Dallas	24	25
Chicago	Chicago	17	20
Houston	Green Bay	20	3
Houston	St. Louis	33	24
Minnesota	Minnesota	14	26
Houston	New Orleans	14	14

1973 (2-4)

SITE	OPPONENT	OILERS	OPP
Houston	N.Y. Jets	13	16
Houston	Chicago	7	34
Green Bay	Green Bay	14	33
Houston	Dallas	27	24
Houston	Baltimore	20	9
New Orleans	New Orleans	10	16

1974 (3-3)

SITE	OPPONENT	OILERS	OPP
Houston	N.Y. Giants	16	7
Washington	Washington	48	3
Dallas	Dallas	13	19
Houston	Atlanta	6	10
Houston	Chicago	37	20
Houston	New Orleans	16	24

1975 (3-3)

SITE	OPPONENT	OILERS	OPP
New Orleans	New Orleans	13	7
Houston	Washington	24	13
Denver	Denver	21	27
Houston	Dallas	14	17
Houston	Baltimore	21	26
Chicago	Chicago	24	13

1976 (0-6)

SITE	OPPONENT	OILERS	OPP
Kansas City	Kansas City (OT)	3	9
Houston	New Orleans	10	13
Houston	N.Y. Giants	14	30
Houston	N.Y. Jets	24	27
Houston	Miami	6	10
Dallas	Dallas (OT)	20	26

1977 (2-4)

SITE	OPPONENT	OILERS	OPP
Oakland	Oakland	0	40
Houston	Baltimore	7	14
Houston	Chicago	10	14
Houston	San Francisco	17	3
Houston	Dallas	23	14
New Orleans	New Orleans	16	20

1978 (1-3)

SITE	OPPONENT	OILERS	OPP
Houston	Denver	12	17
Houston	Philadelphia	10	28
Dallas	Dallas	27	13
Houston	New Orleans	3	17

PRESEASON RESULTS

1979 (1-3)

SITE	OPPONENT	OILERS	OPP
Houston	N.Y. Jets	14	21
Houston	St. Louis	9	7
Dallas	Dallas	13	16
New Orleans	New Orleans	7	10

1980 (2-2)

SITE	OPPONENT	OILERS	OPP
Houston	Tampa Bay	7	21
Houston	New Orleans	20	17
Dallas	Dallas	13	20
Houston	Buffalo	24	7

1981 (1-3)

SITE	OPPONENT	OILERS	OPP
Houston	Philadelphia	13	10
New Orleans	New Orleans	7	27
Tampa Bay	Tampa Bay	17	27
Dallas	Dallas	20	28

1982 (2-2)

SITE	OPPONENT	OILERS	OPP
Houston	New Orleans	22	20
Houston	N.Y. Jets	16	33
Houston	Tampa Bay	21	6
Dallas	Dallas	14	20

1983 (0-4)

SITE	OPPONENT	OILERS	OPP
Houston	Baltimore	0	15
Houston	Tampa Bay	17	23
New Orleans	New Orleans	13	20
Dallas	Dallas	31	34

1984 (1-3)

SITE	OPPONENT	OILERS	OPP
Tampa Bay	Tampa Bay	17	30
Houston	N.Y. Jets	36	17
Houston	New Orleans	19	31
Dallas	Dallas	24	31

1985 (1-4)

SITE	OPPONENT	OILERS	OPP
Canton, Ohio	N.Y. Giants	20	21
Los Angeles	L.A. Rams	3	7
New Orleans	New Orleans	23	20
Houston	Kansas City	19	24
Dallas	Dallas	10	20

1986 (4-0)

SITE	OPPONENT	OILERS	OPP
Los Angeles	L.A. Rams	17	14
Houston	Buffalo	23	20
Houston	New Orleans	24	13
Dallas	Dallas	17	14

1987 (2-2)

SITE	OPPONENT	OILERS	OPP
Houston	Kansas City	20	32
New Orleans	New Orleans	16	13
Indianapolis	Indianapolis	6	17
Dallas	Dallas	18	13

1988 (4-0)

SITE	OPPONENT	OILERS	OPP
Houston	Buffalo	13	9
Memphis, Tenn.	New England	27	14
Los Angeles	L.A. Rams	20	17
Dallas	Dallas	54	10

1989 (2-2)

SITE	OPPONENT	OILERS	OPP
Tampa Bay	Tampa Bay	23	41
Jacksonville, Fla.	Miami	26	10
Oakland	L.A. Raiders	23	21
Dallas	Dallas	28	30

1990 (1-3)

SITE	OPPONENT	OILERS	OPP
Houston	Detroit	10	34
Houston	N.Y. Giants	10	13
Minnesota	Minnesota	21	22
Dallas	Dallas	27	6

1991 (2-2)

SITE	OPPONENT	OILERS	OPP
San Diego	San Diego	29	31
Houston	Atlanta	7	36
Houston	Dallas	30	20
Memphis, Tenn.	L.A. Rams	16	13

1992 (4-1)

SITE	OPPONENT	OILERS	OPP
Tokyo, Japan	Dallas	34	23
Detroit	Detroit	17	7
Dallas	Dallas	17	16
New Orleans	New Orleans	33	3
Los Angeles	L.A. Raiders	26	30

1993 (1-3)

SITE	OPPONENT	OILERS	OPP
San Antonio, Texas	New Orleans	28	37
Houston	Detroit	20	24
San Antonio, Texas	Dallas	23	20
Houston	Seattle	10	20

1994 (2-3)

SITE	OPPONENT	OILERS	OPP
Kansas City	Kansas City	17	24
San Antonio, Texas	San Diego	31	3
Mexico City, Mexico		Dallas	6
0			
San Antonio, Texas	Buffalo	16	18
Houston	L.A. Raiders	23	24

1995 (0-3)

SITE	OPPONENT	OILERS	OPP
Houston	Arizona	13	16
Knoxville, Tenn.	Washington (OT)	13	16
Houston	San Diego	canceled	
San Antonio, Texas	Dallas	0	10

1996 (2-2)

SITE	OPPONENT	OILERS	OPP
Jackson, Miss.	N.Y. Jets	31	13
Houston	Indianapolis	16	12
Houston	Detroit	23	34
Orlando, Fla.	Dallas	19	24

1997 (0-4)

SITE	OPPONENT	OILERS	OPP
Memphis, Tenn.	New Orleans	12	21
Nashville	Washington	12	18
Nashville	San Diego	7	21
Dallas	Dallas	10	34

1998 (3-1)

SITE	OPPONENT	OILERS	OPP
Atlanta	Atlanta	31	16
Nashville	Washington	24	27
New Orleans	New Orleans	26	24
Nashville	Denver	16	13

1999 (1-3)

SITE	OPPONENT	TITANS	OPP
Kansas City	Kansas City	20	22
Phoenix	Arizona	17	27
Nashville	Atlanta	17	3
Nashville	New Orleans	11	12

2000 (3-1)

SITE	OPPONENT	TITANS	OPP
Nashville	Kansas City	14	10
Nashville	St. Louis	30	3
Philadelphia	Philadelphia	32	34
Chicago	Chicago	34	28

2001 (3-1)

SITE	OPPONENT	TITANS	OPP
Nashville	Chicago	27	24
St. Louis	St. Louis	23	10
Nashville	Philadelphia	14	20
Detroit	Detroit	28	25

2002 (2-2)

SITE	OPPONENT	TITANS	OPP
Nashville	St. Louis	28	26
Nashville	Oakland	24	14
Minnesota	Minnesota	10	14
Green Bay	Green Bay	20	21

2003 (4-0)

SITE	OPPONENT	TITANS	OPP
Nashville	Cleveland	10	6
Nashville	Buffalo	37	24
Cincinnati	Cincinnati	23	15
Green Bay	Green Bay	27	3

2004 (3-1)

SITE	OPPONENT	TITANS	OPP
Nashville	Cleveland	24	3
Buffalo	Buffalo	16	15
Dallas	Dallas	17	20
Nashville	Green Bay	27	7

2005 (1-3)

SITE	OPPONENT	TITANS	OPP
Nashville	Tampa Bay (OT)	10	17
Atlanta	Atlanta	24	21
San Francisco	San Francisco (OT)		13
16			
Nashville	Green Bay	17	21

2006 (1-3)

SITE	OPPONENT	TITANS	OPP
Nashville	New Orleans	16	19
Denver	Denver	10	35
Nashville	Atlanta	6	20
Green Bay	Green Bay	35	21

2007 (3-1)

SITE	OPPONENT	TITANS	OPP
Nashville	Washington	6	14
New England	New England	27	24
Buffalo	Buffalo	28	17
Nashville	Green Bay	30	14

2008 (3-1)

SITE	OPPONENT	TITANS	OPP
Nashville	St. Louis	34	13
Nashville	Oakland	17	16
Atlanta	Atlanta	3	17
Green Bay	Green Bay	23	21

PRESEASON RESULTS

2009 (3-2)

SITE	OPPONENT	TITANS	OPP
Canton, Ohio	Buffalo	21	18
Nashville	Tampa Bay	27	20
Dallas	Dallas	10	30
Cleveland	Cleveland	17	23
Nashville	Green Bay	27	13

2010 (2-2)

SITE	OPPONENT	TITANS	OPP
Seattle	Seattle	18	20
Nashville	Arizona	24	10
Carolina	Carolina	7	15
Nashville	New Orleans	27	24

2011 (3-1)

SITE	OPPONENT	TITANS	OPP
Nashville	Minnesota	14	13
St. Louis	St. Louis	16	17
Nashville	Chicago	14	13
New Orleans	New Orleans	32	9

2012 (3-1)

SITE	OPPONENT	TITANS	OPP
Seattle	Seattle	17	27
Tampa Bay	Tampa Bay	30	7
Nashville	Arizona	32	27
Nashville	New Orleans	10	6

2013 (1-3)

SITE	OPPONENT	TITANS	OPP
Nashville	Washington	21	22
Cincinnati	Cincinnati	19	27
Nashville	Atlanta	27	16
Minnesota	Minnesota	23	24

TITANS vs. THE NFL

All-time regular season and playoff records versus 31 current NFL opponents

OPPONENT	FIRST MEETING	REGULAR SEASON HOME	REGULAR SEASON AWAY	REGULAR SEASON TOTAL	POSTSEASON HOME	POSTSEASON AWAY	POSTSEASON TOTAL	COMBINED HOME	COMBINED AWAY	COMBINED TOTAL	STREAK	LAST TIME
Arizona Cardinals	1970	2-4-0	2-2-0	4-6-0	0-0	0-0	0-0	2-4-0	2-2-0	4-6-0	L1	12/15/13 at Ten, L 34-37 (OT)
Atlanta Falcons	1972	5-1-0	2-5-0	7-6-0	0-0	0-0	0-0	5-1-0	2-5-0	7-6-0	L1	11/20/11 at Atl, L 17-23
Baltimore Ravens	1996	5-4-0	4-4-0	9-8-0	0-2	1-0	1-2	5-6-0	5-4-0	10-10-0	W1	9/18/11 at Ten, W 26-13
Buffalo Bills	1960	13-6-0	14-8-0	27-14-0	1-0	0-2	1-2	14-6-0	14-10-0	28-16-0	W5	10/21/12 at Buf, W 35-34
Carolina Panthers	1996	1-1-0	2-0-0	3-1-0	0-0	0-0	0-0	1-1-0	2-0-0	3-1-0	W3	11/13/11 at Car, W 30-3
Chicago Bears	1973	2-4-0	3-2-0	5-6-0	0-0	0-0	0-0	2-4-0	3-2-0	5-6-0	L1	11/4/12 at Ten, L 20-51
Cincinnati Bengals	1968	22-13-1	17-19-0	39-32-1	0-0	0-1	0-1	22-13-1	17-20-0	39-33-1	L1	11/6/11 at Ten, L 17-24
Cleveland Browns	1970	13-18-0	15-15-0	28-33-0	0-0	1-0	1-0	13-18-0	16-15-0	29-33-0	W2	10/2/11 at Cle, W 31-13
Dallas Cowboys	1970	2-4-0	4-3-0	6-7-0	0-0	0-0	0-0	2-4-0	4-3-0	6-7-0	W1	10/10/10 at Dal, W 34-27
Denver Broncos	1960	14-6-0	7-9-1	21-15-1	1-0	0-2	1-2	15-6-0	7-11-1	22-17-1	L1	12/8/13 at Den, L 28-51
Detroit Lions	1971	5-2-0	3-1-0	8-3-0	0-0	0-0	0-0	5-2-0	3-1-0	8-3-0	W4	9/23/12 at Ten, W 44-41 (OT)
Green Bay Packers	1972	2-3-0	4-2-0	6-5-0	0-0	0-0	0-0	2-3-0	4-2-0	6-5-0	L1	12/23/12 at GB, L 7-55
Houston Texans	2002	8-4-0	7-5-0	15-9-0	0-0	0-0	0-0	8-4-0	7-5-0	15-9-0	W1	12/29/13 at Ten, W 16-10
Indianapolis Colts	1970	7-10-0	6-15-0	13-25-0	0-0	1-0	1-0	7-10-0	7-15-0	14-25-0	L5	12/1/13 at Ind, L 14-22
Jacksonville Jaguars	1995	10-9-0	11-8-0	21-17-0	0-0	1-0	1-0	10-9-0	12-8-0	22-17-0	W1	12/22/13 at Jax, W 20-16
Kansas City Chiefs	1960	12-10-0	8-17-0	20-27-0	0-2	0-0	0-2	12-12-0	8-17-0	20-29-0	L2	10/6/13 at Ten, L 17-26
Miami Dolphins	1966	8-7-0	7-11-0	15-18-0	0-0	1-0	1-0	8-7-0	8-11-0	16-18-0	W1	11/11/12 at Mia, W 37-3
Minnesota Vikings	1974	3-1-0	1-7-0	4-8-0	0-0	0-0	0-0	3-1-0	1-7-0	4-8-0	L1	10/7/12 at Min, L 7-30
New England Patriots	1960	10-7-0	5-15-1	15-22-1	0-0	1-1	1-1	10-7-0	6-16-1	16-23-1	L5	9/9/12 at Ten, L 13-34
New Orleans Saints	1971	2-3-1	5-2-0	7-5-1	0-0	0-0	0-0	2-3-1	5-2-0	7-5-1	L1	12/11/11 at Ten, L 17-22
New York Giants	1973	3-2-0	2-3-0	5-5-0	0-0	0-0	0-0	3-2-0	2-3-0	5-5-0	W5	9/26/10 at NYG, W 29-10
New York Jets	1960	17-5-0	6-12-1	23-17-1	1-0	0-0	1-0	18-6-0	6-11-1	24-17-1	W2	9/29/13 at Ten, W 38-13
Oakland Raiders	1960	15-11-0	5-12-0	20-23-0	0-0	0-4	0-4	15-11-0	5-16-0	20-27-0	W3	11/24/13 at Oak, W 23-19
Philadelphia Eagles	1972	2-3-0	2-3-0	4-6-0	0-0	0-0	0-0	2-3-0	2-3-0	4-6-0	W4	10/24/10 at Ten, W 37-19
Pittsburgh Steelers	1970	19-17-0	12-24-0	31-41-0	1-1	0-2	1-3	20-18-0	12-26-0	32-44-0	W2	9/8/13 at Pit, W 16-9
St. Louis Rams	1973	3-3-0	2-3-0	5-6-0	0-0	0-0	0-1*	3-3-0	2-3-0	5-7-0*	W2	11/3/13 at StL, W 28-21
San Diego Chargers	1960	11-9-0	3-16-1	14-25-1	1-0	2-1	3-1	12-9-0	5-17-1	17-26-1	W1	9/22/13 at Ten, W 20-17
San Francisco 49ers	1970	2-5-0	3-3-0	5-8-0	0-0	0-0	0-0	2-5-0	3-3-0	5-8-0	L1	10/20/13 at Ten, L 17-31
Seattle Seahawks	1977	3-3-0	2-7-0	5-10-0	1-0	0-0	1-0	4-3-0	2-7-0	6-10-0	L1	10/13/13 at Sea, L 13-20
Tampa Bay Buccaneers	1976	7-0-0	1-2-0	8-2-0	0-0	0-0	0-0	7-0-0	1-2-0	8-2-0	W1	11/27/11 at Ten, W 23-17
Washington Redskins	1971	3-2-0	3-3-0	6-5-0	0-0	0-0	0-0	3-2-0	3-3-0	6-5-0	L1	11/21/10 at Ten, L 16-19 (OT)

* Series vs. St. Louis includes Super Bowl XXXIV loss in Atlanta, Ga.

Notes: The Cardinals were previously the Phoenix Cardinals (1988-93), St. Louis Cardinals (1960-87) and Chicago Cardinals (1920-59). The Bears were previously the Decatur Staleys (1920) and Chicago Staleys (1921). The Browns did not play from 1996-98 and rejoined league as expansion team in 1999. The Colts were previously the Baltimore Colts (1953-83). The Chiefs were previously the Dallas Texans (1960-62). The Patriots were previously the Boston Patriots (1960-70). The Jets were previously the New York Titans (1960-62). The Raiders (Oakland Raiders from 1960-81 and 1995-present) were previously the Los Angeles Raiders (1982-94). The Rams were previously the Cleveland Rams (1937-42, 1944-45) and Los Angeles Rams (1946-94).

TEAM-BY-TEAM RESULTS

Oilers/Titans Home Stadium Dates
1960-64: Jeppesen Stadium, Houston
1965-67: Rice Stadium, Houston
1968-96: Astrodome, Houston
1997: Liberty Bowl, Memphis
1998: Vanderbilt Stadium, Nashville
1999-Present: LP Field, Nashville

Abbreviations
AFL Champ - AFL Championship game
AFL Div - AFL Divisional playoff game
WC - first round playoff game (Wild Card)
Div - Divisional playoff game
Champ - AFC Championship game
SB - Super Bowl XXXIV

vs. ARIZONA CARDINALS

Regular Season: 4-6 (Home 2-4, Away 2-2) • Playoffs: 0-0

Date	Site	W/L	Score
11-1-70	St.L	L	0-44
10-20-74	Hou	L	27-31
10-7-79	Hou	L	17-24
10-27-85	St.L	W	20-10
11-20-88	Hou	W	38-20
12-4-94	Hou	L	12-30
10-26-97	Ariz	W	41-14
10-23-05	Ariz	L	10-20
11-29-09	Tenn	W	20-17
12-15-13	Tenn	L	34-37 OT

Points: Titans 219, Cardinals 247
Longest Win Streak: 2 (1985-88)
Longest Losing Streak: 3 (1970-79)
At LP Field: 1-1
At Univ. of Phoenix Stadium: 0-0

vs. ATLANTA FALCONS

Regular Season: 7-6 (Home 5-1, Away 2-5) • Playoffs: 0-0

Date	Site	W/L	Score
12-3-72	Atl	L	10-20
11-28-76	Hou	W	20-14
9-3-78	Atl	L	14-20
11-29-81	Hou	L	27-31
9-23-84	Atl	L	10-42
10-25-87	Hou	W	37-33
9-9-90	Atl	L	27-47
12-5-93	Hou	W	33-17
10-13-96	Atl	W	23-13
12-19-99	Tenn	W	30-17
11-23-03	Atl	W	38-31
10-7-07	Tenn	W	20-13
11-20-11	Atl	L	17-23

Points: Titans 306, Falcons 321
Longest Win Streak: 5 (1993-2007)
Longest Losing Streak: 3 (1978-84)
At LP Field: 2-0
At Georgia Dome: 2-1

vs. BALTIMORE RAVENS

Regular Season: 9-8 (Home 5-4, Away 4-4) • Playoffs: 1-2 (Home 0-2, Away 1-0)

Date	Site	W/L	Score
9-15-96	Hou	W	29-13
12-22-96	Balt	W	24-21 OT
9-21-97	Tenn	L	10-36
12-14-97	Balt	L	19-21
10-11-98	Balt	W	12-8
12-6-98	Tenn	W	16-14
10-10-99	Tenn	W	14-11
12-5-99	Balt	L	14-41
10-22-00	Balt	W	14-6
11-12-00	Tenn	L	23-24
1-7-01	**Tenn**	**L**	**10-24 (Div)**
10-7-01	Balt	L	7-26
11-12-01	Tenn	L	10-16
11-24-02	Balt	L	12-13
1-3-04	**Balt**	**W**	**20-17 (WC)**
9-18-05	Tenn	W	25-10
11-12-06	Tenn	L	26-27
10-05-08	Balt	W	13-10
1-10-09	**Tenn**	**L**	**10-13 (Div)**
9-18-11	Tenn	W	26-13

Points: Titans 334, Ravens 364
Longest Win Streak: 3 (1998-99)
Longest Losing Streak: 5 (2000-02)
At LP Field: 3-5
At M&T Bank Stadium: 4-3
Series Sweeps: Titans (1996, 98); Ravens (1997, 2001)

vs. BUFFALO BILLS

Regular Season: 27-14 (Home 13-6, Away 14-8) • Playoffs: 1-2 (Home 1-0, Away 0-2)

Date	Site	W/L	Score
10-30-60	Buff	L	24-25
12-11-60	Hou	W	31-23
10-8-61	Hou	L	12-22
10-29-61	Buff	W	28-16
9-9-62	Buff	W	28-23
10-7-62	Hou	W	17-14
9-28-63	Buff	W	31-20
10-20-63	Hou	W	28-14
10-11-64	Hou	L	17-48
11-1-64	Buff	L	10-24
10-31-65	Buff	W	19-17
12-5-65	Hou	L	18-29
9-25-66	Buff	L	20-27
11-20-66	Hou	L	20-42
9-17-67	Buff	W	20-3
10-29-67	Hou	W	10-3
10-27-68	Buff	W	30-7
12-7-68	Hou	W	35-6
9-21-69	Buff	W	17-3
10-5-69	Hou	W	28-14
12-12-71	Buff	W	20-14
11-10-74	Buff	W	21-9
9-19-76	Buff	W	13-3
10-15-78	Hou	W	17-10
9-25-83	Buff	L	13-30
11-10-85	Buff	L	0-20
12-21-86	Hou	W	16-7
9-20-87	Buff	L	30-34
1-1-89	**Buff**	**L**	**10-17 (Div)**
9-24-89	Hou	L	41-47 OT
11-26-90	Hou	W	27-24
12-27-92	Hou	W	27-3
1-3-93	**Buff**	**L**	**38-41 OT (WC)**
10-11-93	Buff	L	7-35
9-18-94	Hou	L	7-15
12-24-95	Buff	W	28-17
11-23-97	Tenn	W	31-14
1-8-00	**Tenn**	**W**	**22-16 (WC)**
9-3-00	Buff	L	13-16
12-14-03	Tenn	W	28-26
12-24-06	Buff	W	30-29
11-15-09	Tenn	W	41-17
12-4-11	Buff	W	23-17
10-21-12	Buff	W	35-34

Points: Titans 981, Bills 875
Longest Win Streak: 10 (1967-78)
Longest Losing Streak: 3 (last 1993-94)
At LP Field: 3-0 overall (1-0 post)
At Ralph Wilson Stadium: 6-7 overall (0-2 postseason)
Series Sweeps: Titans (1962, 63, 67, 68, 69); Bills (1964, 66)

vs. CAROLINA PANTHERS

Regular Season: 3-1 (Home 1-1, Away 2-0) • Playoffs: 0-0

Date	Site	W/L	Score
11-24-96	Hou	L	6-31
10-19-03	Car	W	37-17
11-4-07	Tenn	W	20-7
11-13-11	Car	W	30-3

Total Points: Titans 93, Panthers 58
Longest Win Streak: 3 (2003-11)
Longest Losing Streak: 1 (1996)
At LP Field: 1-0
At Bank of America Stadium: 2-0

vs. CHICAGO BEARS

Regular Season: 5-6 (Home 2-4, Away 3-2) • Playoffs: 0-0

Date	Site	W/L	Score
10-28-73	Chi	L	14-35
11-6-77	Hou	W	47-0
11-16-80	Chi	W	10-6
10-12-86	Hou	L	7-20
10-15-89	Chi	W	33-28
12-7-92	Hou	W	24-7
10-22-95	Chi	L	32-35
10-25-98	Tenn	L	20-23
11-14-04	Tenn	L	17-19 OT
11-9-08	Chi	W	21-14
11-4-12	Tenn	L	20-51

Total Points: Titans 245, Bears 238
Longest Win Streak: 2 (last 1989-92)
Longest Losing Streak: 3 (1995-04)
At LP Field: 0-2
At Soldier Field: 3-2

vs. CINCINNATI BENGALS

Regular Season: 39-32-1 (Home 22-13-1, Away 17-19) • Playoffs: 0-1 (Home 0-0, Away 0-1)

Date	Site	W/L	Score
11-3-68	Cin	W	27-17
11-9-69	Hou	T	31-31
10-4-70	Cin	W	20-13
12-13-70	Hou	L	20-30
10-31-71	Hou	W	10-6
11-21-71	Cin	L	13-28
10-29-72	Cin	L	7-30
12-17-72	Hou	L	17-61
9-23-73	Cin	L	10-24
12-16-73	Hou	L	24-27
10-27-74	Cin	W	21-34
11-17-74	Hou	W	20-3
10-5-75	Hou	L	19-21
11-30-75	Cin	L	19-23
10-24-76	Hou	L	7-27
11-14-76	Cin	L	27-31
10-30-77	Cin	L	10-13 OT
12-18-77	Hou	W	21-16
10-29-78	Cin	L	13-28
11-26-78	Hou	W	17-10
9-23-79	Cin	W	30-27 OT
11-18-79	Hou	W	42-21
9-28-80	Cin	W	13-10
10-26-80	Hou	W	23-3
10-4-81	Hou	W	17-10
11-1-81	Cin	L	21-34
9-12-82	Cin	L	6-27
1-2-83	Hou	L	27-35
11-6-83	Hou	L	14-55
11-20-83	Cin	L	10-38
10-7-84	Cin	L	3-13
10-28-84	Hou	L	13-31
10-20-85	Hou	W	27-44
12-1-85	Cin	L	27-45
10-19-86	Cin	L	28-31
11-9-86	Hou	W	32-28
11-1-87	Cin	W	31-29
12-27-87	Hou	W	21-17
10-23-88	Cin	L	21-44
12-11-88	Hou	W	41-6
11-13-89	Hou	W	26-24
12-17-89	Cin	L	7-61
10-14-90	Hou	W	48-17
12-23-90	Cin	L	20-40
1-6-91	**Cin**	**L**	**14-41 (WC)**
9-8-91	Cin	W	30-7
10-27-91	Hou	W	35-3
10-11-92	Cin	W	38-24
10-25-92	Hou	W	26-10
10-24-93	Hou	W	28-12
11-14-93	Cin	W	38-3
9-25-94	Hou	W	20-13
11-13-94	Cin	L	31-34
9-24-95	Cin	W	38-28
11-12-95	Hou	L	25-32
10-6-96	Cin	W	30-27 OT
12-15-96	Hou	L	13-21
10-12-97	Tenn	W	30-7
12-4-97	Cin	L	14-41
9-6-98	Cin	W	23-14
10-18-98	Tenn	W	44-14
9-12-99	Tenn	W	36-35
11-14-99	Cin	W	24-14
10-8-00	Cin	W	23-14
12-10-00	Tenn	W	35-3
11-18-01	Cin	W	20-7
1-6-02	Tenn	L	21-23
10-27-02	Cin	W	30-24
10-31-04	Tenn	W	27-20
10-16-05	Tenn	L	23-31
11-25-07	Cin	L	6-35
9-14-08	Cin	W	24-7
11-6-11	Ten	L	17-24

Total Points: Titans 1,694, Bengals 1,701
Longest Win Streak: 7 (last 1998-01)
Longest Losing Streak: 7 (1981-84)
At LP Field: 3-3
At Paul Brown Stadium: 4-1
Series Sweeps: Titans (1974, 79, 80, 87, 91, 92, 93, 98, 99, 00); Bengals (1972, 73, 75, 76, 82, 83, 84)

vs. CLEVELAND BROWNS

Regular Season: 28-33 (Home 13-18, Away 15-15) • Playoffs: 1-0 (Home 0-0, Away 1-0)

Date	Site	W/L	Score
11-22-70	Clev	L	14-28
12-7-70	Hou	L	10-21
9-19-71	Clev	L	0-31
11-28-71	Hou	L	24-27
10-22-72	Hou	L	17-23
11-5-72	Clev	L	0-20
10-21-73	Clev	L	13-42
11-11-73	Hou	L	13-23
9-22-74	Clev	L	7-20
12-15-74	Hou	W	24-28
10-12-75	Clev	W	10-40
12-21-75	Hou	W	10-21
11-7-76	Hou	L	7-21
12-5-76	Clev	L	10-13
10-16-77	Hou	L	23-24
12-11-77	Clev	W	15-19
10-1-78	Clev	W	13-16
11-5-78	Hou	W	10-14
9-30-79	Hou	W	31-10
12-2-79	Clev	L	7-14
9-15-80	Clev	W	7-16
11-30-80	Hou	L	14-17
9-13-81	Clev	W	9-3
12-3-81	Hou	W	17-13
12-26-82	Hou	L	14-20
10-30-83	Clev	L	19-25 OT
12-11-83	Hou	W	27-34
11-25-84	Clev	L	10-27
12-16-84	Hou	L	20-27
10-13-85	Hou	L	6-21
12-15-85	Clev	L	21-28
9-14-86	Hou	L	20-23
11-30-86	Clev	L	10-13 OT
10-11-87	Clev	W	15-10
11-22-87	Hou	L	7-40
11-7-88	Hou	W	24-17
12-18-88	Clev	L	23-28
12-24-88	**Clev**	**W**	**24-23 (WC)**
10-29-89	Clev	L	17-28
12-23-89	Hou	L	20-24
11-18-90	Clev	W	35-23
12-9-90	Hou	W	58-14
11-17-91	Hou	W	28-24
12-15-91	Clev	W	17-14
11-8-92	Hou	L	14-24
12-20-92	Clev	W	17-14
11-21-93	Clev	W	27-20
12-12-93	Hou	W	19-17
10-13-94	Hou	L	8-11
11-27-94	Clev	L	10-34
9-17-95	Hou	L	7-14
11-5-95	Clev	W	37-10
9-19-99	Tenn	W	26-9
11-28-99	Clev	W	33-21
11-19-00	Tenn	W	24-10
12-17-00	Clev	W	24-0
12-2-01	Clev	W	31-15
12-30-01	Tenn	L	38-41
9-22-02	Tenn	L	28-31 OT
11-6-05	Clev	L	14-20
12-7-08	Tenn	W	28-9
10-2-11	Clev	W	31-13

Total Points: Titans 1,208, Browns 1,218
Longest Win Streak: 6 (1995-01)
Longest Losing Streak: 9 (1970-74)
At LP Field: 3-2
At Cleveland Browns Stadium: 4-1
Series Sweeps: Titans (1975, 78, 81, 90, 91, 93, 99, 00); Browns (1970, 71, 72, 73, 76, 84, 85, 86, 89, 94)

vs. DALLAS COWBOYS

Regular Season: 6-7 (Home 2-4, Away 4-3) • Playoffs: 0-0

Date	Site	W/L	Score
12-20-70	Dal	L	10-52
11-24-74	Hou	L	0-10
11-22-79	Dal	W	30-24
12-13-82	Hou	L	7-37
9-29-85	Hou	L	10-17
11-24-88	Dal	W	25-17
11-10-91	Hou	W	26-23 OT
9-11-94	Dal	L	17-20
11-27-97	Dal	W	27-14
12-25-00	Tenn	W	31-0
9-15-02	Dal	L	13-21
10-1-06	Tenn	L	14-45
10-10-10	Dal	W	34-27

Total Points: Titans 244, Cowboys 307
Longest Win Streak: 2 (last 1997-00)
Longest Losing Streak: 2 (last 2002-06)
At LP Field: 1-1
At Cowboys Stadium: 1-0

vs. DENVER BRONCOS

Regular Season: 21-15-1 (Home 14-6, Away 7-9-1) • Playoffs: 1-2 (Home 1-0, Away 0-2)

Date	Site	W/L	Score
11-6-60	Den	W	45-25
11-20-60	Hou	W	20-10
11-5-61	Den	W	55-13
11-26-61	Hou	W	45-14
10-21-62	Den	L	10-20
12-2-62	Hou	W	34-17
9-14-63	Hou	W	14-20
10-13-63	Den	W	33-24
9-27-64	Den	W	38-17
12-20-64	Hou	W	34-15
10-17-65	Den	L	17-28
11-14-65	Hou	L	21-31
9-3-66	Hou	W	45-7
10-2-66	Den	L	38-40
10-1-67	Hou	W	10-6
11-12-67	Den	W	20-18
11-17-68	Hou	W	38-17
10-26-69	Hou	W	24-21
11-16-69	Den	T	20-20
11-29-70	Hou	W	31-21
9-17-72	Den	L	17-30
10-14-73	Hou	L	20-48
12-8-74	Den	L	14-38
10-10-76	Hou	W	17-3
12-4-77	Hou	L	14-24
12-23-79	**Hou**	**W**	**13-7 (WC)**
11-2-80	Den	W	20-16
10-9-83	Hou	L	14-26
10-6-85	Den	L	20-31
10-4-87	Den	W	40-10
1-10-87	**Den**	**L**	**10-34 (Div)**
10-6-91	Hou	W	42-14
1-4-92	**Den**	**L**	**24-26 (Div)**
10-18-92	Den	L	21-27
11-26-95	Hou	W	42-33
12-25-04	Tenn	L	16-37
11-19-07	Den	L	20-34
10-3-10	Tenn	L	20-26
9-25-11	Tenn	W	17-14
12-8-13	Den	L	28-51

Total Points: Titans 1,027, Broncos 907
Longest Win Streak: 5 (1962-65)
Longest Losing Streak: 3 (1972-74, 2004-10)
At LP Field: 1-2
At Invesco Field: 0-2
Series Sweeps: Titans (1960, 61, 63, 64, 67, 68); Broncos (1965)

vs. DETROIT LIONS

Regular Season: 8-3 (Home 5-2, Away 3-1) • Playoffs: 0-0

Date	Site	W/L	Score
10-17-71	Hou	L	7-31
10-26-75	Hou	W	24-8
11-13-83	Hou	W	27-17
10-5-86	Det	L	13-24
11-5-89	Hou	W	35-31
11-26-92	Det	W	24-21
12-10-95	Hou	L	17-24
10-21-01	Det	W	27-24
1-2-05	Tenn	W	24-19
11-27-08	Det	W	47-10
9-23-12	Tenn	W	44-41 OT

Total Points: Titans 289, Lions 250
Longest Win Streak: 4 (2001-12)
Longest Losing Streak: 1 (last 1995)
At LP Field: 2-0
At Ford Field: 1-0

vs. GREEN BAY PACKERS

Regular Season: 6-5 (Home 2-3, Away 4-2) • Playoffs: 0-0

Date	Site	W/L	Score
11-19-72	Hou	L	10-23
9-25-77	GB	W	16-10
12-14-80	GB	W	22-3
9-4-83	Hou	L	38-41 OT
9-7-86	GB	W	31-3
12-13-92	Hou	L	14-16
12-20-98	GB	L	22-30
12-16-01	Tenn	W	26-20
10-11-04	GB	W	48-27
11-02-08	Tenn	W	19-16 OT
12-23-12	GB	L	7-55

Total Points: Titans 253, Packers 244
Longest Win Streak: 3 (last 2001-08)
Longest Losing Streak: 2 (1992-98)
At LP Field: 2-0
At Lambeau Field: 4-2

vs. HOUSTON TEXANS

Regular Season: 15-9 (Home 8-4, Away 7-5) • Playoffs: 0-0

Date	Site	W/L	Score
11-10-02	Tenn	W	17-10
12-29-02	Hou	W	13-3
10-12-03	Tenn	W	38-17
12-21-03	Hou	W	27-24
10-17-04	Tenn	L	10-20
11-28-04	Hou	L	21-31
10-9-05	Hou	W	34-20
12-11-05	Tenn	W	13-10
10-29-06	Tenn	W	28-22
12-10-06	Hou	W	26-20 OT
10-21-07	Hou	W	38-36
12-2-07	Tenn	W	28-20
9-21-08	Tenn	W	31-12
12-14-08	Hou	L	12-13
9-20-09	Tenn	L	31-34
11-23-09	Hou	W	20-17
11-28-10	Hou	L	0-20
12-19-10	Tenn	W	31-17
10-23-11	Tenn	L	7-41
1-1-12	Hou	W	23-22
9-30-12	Hou	L	14-38
12-2-12	Tenn	L	10-24
9-15-13	Hou	L	24-30 OT
12-29-13	Tenn	W	16-10

Total Points: Titans 512, Texans 511
Longest Win Streak: 7 (2005-08)
Longest Losing Streak: 3 (2012-13)
At LP Field: 8-4
At Reliant Stadium: 7-5
Series Sweeps: Titans (2002, 03, 05, 06, 07); Texans (2004, 12)

vs. INDIANAPOLIS COLTS

Regular Season: 13-25 (Home 7-10, Away 6-15) • Playoffs: 1-0 (Home 0-0, Away 1-0)

Date	Site	W/L	Score
10-11-70	Hou	L	20-24
11-4-73	Balt	W	31-27
11-1-76	Balt	L	14-38
10-14-79	Balt	W	28-16
9-21-80	Hou	W	21-16
12-18-83	Balt	L	10-20
9-9-84	Hou	L	21-35
12-22-85	Ind	L	16-34
11-23-86	Hou	W	31-17
11-29-87	Ind	L	27-51
9-4-88	Ind	W	17-14 OT
9-23-90	Hou	W	24-10
9-13-92	Ind	W	20-10
9-4-94	Ind	L	21-45
1-16-00	**Ind**	**W**	**19-16 (Div)**
11-3-02	Ind	W	23-15
12-8-02	Tenn	W	27-17
9-14-03	Ind	L	7-33
12-7-03	Tenn	L	27-29
9-19-04	Tenn	L	17-31
12-5-04	Ind	L	24-51
10-2-05	Tenn	L	10-31
12-4-05	Ind	L	3-35
10-8-06	Ind	L	13-14
12-3-06	Tenn	W	20-17
9-16-07	Tenn	L	20-22
12-30-07	Ind	W	16-10
10-27-08	Tenn	W	31-21
12-28-08	Ind	L	0-23
10-11-09	Tenn	L	9-31
12-06-09	Ind	L	17-27
12-9-10	Tenn	L	28-30
1-2-11	Ind	L	20-23
10-30-11	Tenn	W	27-10
12-18-11	Ind	L	13-27
10-28-12	Tenn	L	13-19 OT
12-9-12	Ind	L	23-27
11-14-13	Tenn	L	27-30
12-1-13	Ind	L	14-22

Total Points: Titans 749, Colts 968
Longest Win Streak: 3 (last 1999-02)
Longest Losing Streak: 7 (2003-06)
At LP Field: 4-8
At RCA Dome: 5-8
At Lucas Oil Stadium: 0-6
Series Sweeps: Titans (2002); Colts (2003, 04, 05, 09, 10, 12, 13)

vs. JACKSONVILLE JAGUARS

Regular Season: 21-17 (Home 10-9, Away 11-8) • Playoffs: 1-0 (Home 0-0, Away 1-0)

Date	Site	W/L	Score
9-3-95	Jax	W	10-3
10-1-95	Hou	L	17-16
9-8-96	Jax	W	34-27
12-8-96	Hou	L	17-23
11-2-97	Tenn	L	24-30
11-16-97	Jax	L	9-17
9-27-98	Tenn	L	22-27
12-13-98	Jax	W	16-13
9-26-99	Jax	W	20-19
12-26-99	Tenn	W	41-14
1-23-00	**Jax**	**W**	**33-14 (Champ)**
10-16-00	Tenn	W	27-13
11-26-00	Jax	L	13-16
9-23-01	Jax	L	6-13
11-4-01	Tenn	W	28-24
10-13-02	Tenn	W	23-14
12-22-02	Jax	W	28-10
10-28-03	Jax	W	30-17
11-16-03	Tenn	W	10-3
9-26-04	Tenn	L	15-12
11-21-04	Jax	W	18-15
11-20-05	Tenn	L	28-31
1-1-06	Jax	L	13-40
11-5-06	Jax	L	7-37
12-17-06	Tenn	W	24-17
9-9-07	Jax	W	13-10
11-11-07	Tenn	L	13-28
9-7-08	Tenn	W	17-10
11-16-08	Jax	W	24-14
10-4-09	Jax	L	17-37
11-1-09	Tenn	W	30-13
10-18-10	Jax	W	30-3
12-5-10	Tenn	L	6-17
9-11-11	Jax	L	14-16
12-24-11	Tenn	W	23-17
11-25-12	Jax	L	19-24
12-30-12	Tenn	W	38-20
11-10-13	Tenn	L	27-29
12-22-13	Jax	W	20-16

Total Points: Titans 800, Jaguars 723
Longest Win Streak: 5 (last 2001-03)
Longest Losing Streak: 4 (1996-98)
At LP Field: 10-5
At EverBank Field: 12-8
Series Sweeps: Titans (1999, 02, 08); Jaguars (1997, 05)

vs. KANSAS CITY CHIEFS

Regular Season: 20-27 (Home 12-10, Away 8-17) • Playoffs: 0-2 (Home 0-2, Away 0-0)

Date	Site	W/L	Score
10-16-60	Hou	W	20-10
12-04-60	Dal	L	0-24
10-01-61	Dal	L	21-26
10-22-61	Hou	W	38-7
10-28-62	Hou	L	7-31
11-04-62	Dal	W	14-6
12-23-62	**Hou**	**L**	**17-20 (AFL Champ)**
10-06-63	KC	L	7-28
10-27-63	Hou	W	28-7
10-04-64	KC	L	7-28
11-22-64	Hou	L	19-28
10-24-65	Hou	W	38-36
11-28-65	KC	L	21-52
10-30-66	KC	L	23-48
9-09-67	Hou	L	20-25
10-22-67	KC	W	24-19
9-09-68	Hou	L	21-26
11-28-68	KC	L	10-24
10-12-69	KC	L	0-24
11-08-70	KC	L	9-24
9-26-71	Hou	L	16-20
11-18-73	KC	L	14-38
9-29-74	Hou	L	7-17
11-02-75	KC	W	17-13
11-27-77	Hou	W	34-20
9-10-78	KC	W	20-17
9-16-79	Hou	W	20-6
10-12-80	KC	L	20-21
11-15-81	KC	L	10-23
10-23-83	Hou	L	10-13
11-11-84	KC	W	17-16
11-03-85	Hou	W	23-20
9-21-86	KC	L	13-27
10-09-88	Hou	W	7-6
11-26-89	KC	L	0-34
12-16-90	KC	W	27-10
9-16-91	Hou	W	17-7
9-20-92	Hou	W	23-20
9-12-93	Hou	W	30-0
1-16-94	**Hou**	**L**	**20-28 (Div)**
12-18-94	KC	L	9-31
11-19-95	KC	L	13-20
9-01-96	Hou	L	19-20
9-10-00	Ten	W	17-14
12-13-04	Ten	L	38-49
12-16-07	KC	W	26-17
10-19-08	KC	W	34-10
12-26-10	KC	L	14-34
10-6-13	Tenn	L	17-26

Total Points: Titans 876, Chiefs 1,070
Longest Win Streak: 4 (last 1990-93)
Longest Losing Streak: 7 (1968-74)
At LP Field: 1-2
At Arrowhead Stadium: 6-8

vs. MIAMI DOLPHINS

Regular Season: 15-18 (Home 8-7, Away 7-11) • Playoffs: 1-0 (Home 0-0, Away 1-0)

Date	Site	W/L	Score
10-23-66	Hou	L	13-20
12-18-66	Mia	L	28-29
12-3-67	Hou	W	17-14
12-23-67	Mia	W	41-10
9-14-68	Mia	W	24-10
10-6-68	Hou	L	7-24
9-28-69	Hou	W	22-10
11-23-69	Mia	W	32-7
9-27-70	Hou	L	10-20
9-24-72	Mia	L	13-34
11-16-75	Hou	W	20-19
10-2-77	Mia	L	7-27
11-20-78	Hou	W	35-30
12-24-78	**Mia**	**W**	**17-9 (WC)**
11-5-79	Mia	W	9-6
9-20-81	Hou	L	10-16
12-4-83	Hou	L	17-24
10-14-84	Mia	L	10-28
9-8-85	Hou	W	26-23
11-2-86	Mia	L	7-28
10-1-89	Hou	W	39-7
10-20-91	Mia	W	17-13
11-22-92	Mia	L	16-19
11-17-96	Hou	L	20-23
9-7-97	Mia	L	13-16 OT
11-7-99	Mia	L	0-17
9-9-01	Tenn	L	23-31
11-9-03	Tenn	W	31-7
9-11-04	Mia	W	17-7
12-24-05	Mia	L	10-24
9-24-06	Mia	L	10-13
12-20-09	Tenn	W	27-24 OT
11-14-10	Mia	L	17-29
11-11-12	Mia	W	37-3

Total Points: Titans 642, Dolphins 621
Longest Win Streak: 3 (1967-68, 78-79)
Longest Losing Streak: 5 (1992-01)
At LP Field: 2-1
At Dolphin Stadium: 3-6
Series Sweeps: Titans (1967, 69); Dolphins (1966)

vs. MINNESOTA VIKINGS

Regular Season: 4-8 (Home 3-1, Away 1-7) • Playoffs: 0-0

Date	Site	W/L	Score
10-13-74	Min	L	10-51
12-21-80	Hou	W	20-16
10-16-83	Min	L	14-34
12-14-86	Hou	W	23-10
9-10-89	Min	L	7-38
11-15-92	Min	W	17-13
10-8-95	Min	L	17-23
12-26-98	Tenn	L	16-26
12-9-01	Min	L	24-42
10-24-04	Min	L	3-20
9-28-08	Tenn	W	30-17
10-7-12	Min	L	7-30

Total Points: Titans 188, Vikings 320
Longest Win Streak: 1 (last 2008)
Longest Losing Streak: 4 (1995-04)
At LP Field: 1-0
At Metrodome: 1-6

vs. NEW ENGLAND PATRIOTS

Regular Season: 15-22-1 (Home 10-7, Away 5-15-1) • Playoffs: 1-1 (Home 0-0, Away 1-1)

Date	Site	W/L	Score
11-25-60	NE	W	24-10
12-18-60	Hou	W	37-21
10-13-61	NE	T	31-31
11-12-61	Hou	W	27-15
9-16-62	NE	L	21-34
11-18-62	Hou	W	21-17
11-1-63	NE	L	3-45
12-8-63	Hou	L	28-46
11-6-64	NE	L	24-25
11-29-64	Hou	L	17-34
9-19-65	Hou	W	10-31
12-18-65	NE	L	14-42
9-25-66	NE	L	21-27
11-13-66	Hou	L	14-38
11-5-67	NE	L	7-18
11-26-67	Hou	W	27-6
10-13-68	NE	W	16-0
12-15-68	Hou	W	45-17
11-2-69	NE	L	0-24
12-14-69	Hou	W	23-27
11-7-71	NE	L	20-28
11-25-73	Hou	L	0-32
9-21-75	NE	W	7-0
11-12-78	NE	W	26-23
12-31-78	**NE**	**W**	**31-14 (Div)**
11-10-80	Hou	W	38-34
10-18-81	NE	L	10-38
11-28-82	NE	L	21-29
10-18-87	Hou	L	7-21
9-25-88	Hou	W	31-6
10-8-89	NE	L	13-23
9-22-91	NE	L	20-24
10-17-93	NE	W	28-14
9-20-98	NE	L	16-27
12-16-02	Tenn	W	24-7
10-5-03	NE	L	30-38
1-10-04	**NE**	**L**	**14-17 (Div)**
12-31-06	Tenn	L	23-40
10-18-09	NE	L	0-59
9-9-12	Tenn	L	13-34

Total Points: Titans 807, Patriots 991
Longest Win Streak: 4 (1975-80)
Longest Losing Streak: 5 (2003-12)
At LP Field: 1-2
At Gillette Stadium: 0-3
Series Sweeps: Titans (1960, 68); Patriots (1963, 64, 66)

vs. NEW ORLEANS SAINTS

Regular Season: 7-5-1 (Home 2-3-1, Away 5-2) • Playoffs: 0-0

Date	Site	W/L	Score
10-3-71	Hou	T	13-13
10-3-76	NO	W	31-26
12-10-78	NO	W	17-12
11-22-81	Hou	L	24-27
9-30-84	Hou	L	10-27
12-13-87	NO	L	10-24
10-21-90	Hou	W	23-10
9-5-93	NO	L	21-33
11-10-96	NO	W	31-14
10-17-99	NO	W	24-21
9-21-03	Tenn	W	27-12
9-24-07	NO	W	31-14
12-11-11	Tenn	L	17-22

Total Points: Titans 279, Saints 255
Longest Win Streak: 4 (1996-07)
Longest Losing Streak: 3 (1981-87)
At LP Field: 1-1
At Superdome: 5-2

vs. NEW YORK GIANTS

Regular Season: 5-5 (Home 3-2, Away 2-3) • Playoffs: 0-0

Date	Site	W/L	Score
9-16-73	NY	L	14-34
12-5-82	NY	L	14-17
12-8-85	Hou	L	14-35
12-21-91	NY	L	20-24
11-21-94	Hou	L	10-13
11-9-97	Tenn	W	10-6
10-1-00	Tenn	W	28-14
12-1-02	NY	W	32-29 OT
11-26-06	Tenn	W	24-21
9-26-10	NY	W	29-10

Total Points: Titans 195, Giants 203
Longest Win Streak: 5 (1997-10)
Longest Losing Streak: 5 (1973-94)
At LP Field: 2-0
At Giants Stadium: 1-2
At MetLife Stadium: 1-0

vs. NEW YORK JETS

Regular Season: 23-17-1 (Home 17-5, Away 6-12-1) • Playoffs: 1-0 (Home 1-0, Away 0-0)

Date	Site	W/L	Score
10-9-60	Hou	W	27-21
10-23-60	NY	W	42-28
11-19-61	Hou	W	49-13
12-10-61	NY	W	48-21
10-14-62	Hou	W	56-17
12-15-62	NY	W	44-10
9-22-63	NY	L	17-24
11-10-63	Hou	W	31-27
10-17-64	NY	L	21-24
12-13-64	Hou	W	33-17
9-12-65	Hou	W	27-21
11-21-65	NY	L	14-41
9-18-66	NY	L	13-52
10-16-66	Hou	W	24-0
10-15-67	NY	T	28-28
10-20-68	Hou	L	14-20
11-10-68	NY	L	7-26
10-20-69	NY	L	17-26
12-6-69	Hou	L	26-34
10-1-72	Hou	W	26-20
11-3-74	NY	W	27-22
9-18-77	Hou	W	20-0
10-28-79	Hou	W	27-24
11-23-80	NY	L	28-31 OT
9-27-81	NY	L	17-33
11-18-84	Hou	W	31-20
9-18-88	NY	L	3-45
10-28-90	Hou	L	12-17
10-13-91	NY	W	23-20
12-29-91	**Hou**	**W**	**17-10 (WC)**
1-2-94	Hou	W	24-0
12-24-94	Hou	W	24-10
12-17-95	Hou	W	23-6
12-1-96	NY	W	35-10
11-22-98	Tenn	L	3-24
12-1-03	NY	L	17-24
9-10-06	Tenn	L	16-23
12-23-07	Tenn	W	10-6
11-23-08	Tenn	L	13-34
9-27-09	NY	L	17-24
12-17-12	Tenn	W	14-10
10-6-13	Tenn	W	38-13

Total Points: Titans 1,003, Jets 876
Longest Win Streak: 6 (last 1991-96)
Longest Losing Streak: 4 (1968-69)
At LP Field: 3-2
At Giants Stadium: 2-3
At MetLife Stadium: 0-0
Series Sweeps: Titans (1960, 61, 62); Jets (1968, 69)

vs. OAKLAND RAIDERS

Regular Season: 20-23 (Home 15-11, Away 5-12) • Playoffs: 0-4 (Home 0-0, Away 0-4)

Date	Site	W/L	Score
9-11-60	Oak	W	37-22
9-25-60	Hou	L	13-14
9-9-61	Hou	W	55-0
12-17-61	Oak	W	47-16
11-11-62	Oak	W	28-20
12-9-62	Hou	W	32-17
9-7-63	Hou	L	13-24
12-22-63	Oak	L	49-52
9-19-64	Hou	W	42-28
11-15-64	Oak	L	10-20
9-26-65	Oak	L	17-21
11-7-65	Hou	L	21-33
9-10-66	Hou	W	31-0
11-6-66	Oak	L	23-38
12-10-67	Hou	L	7-19
12-31-67	**Oak**	**L**	**7-40 (AFL Champ)**
9-29-68	Hou	L	15-24
9-14-69	Oak	L	17-21
12-21-69	**Oak**	**L**	**7-56 (AFL Div)**
11-14-71	Oak	L	21-41
10-9-72	Hou	L	0-34
12-2-73	Hou	L	6-17
12-14-75	Hou	W	27-26
9-26-76	Hou	L	13-14
11-13-77	Oak	L	29-34
10-8-78	Oak	L	17-21
11-11-79	Hou	W	31-17
12-28-80	**Oak**	**L**	**7-27 (WC)**
11-8-81	Hou	W	17-16
9-11-83	LA	L	6-20
9-2-84	Hou	L	14-24
10-26-86	Hou	L	17-28
9-11-88	Hou	W	38-35
11-19-89	Hou	W	23-7
9-1-91	Hou	W	47-17
10-30-94	LA	L	14-17
8-31-97	Tenn	W	24-21 OT
12-9-99	Tenn	W	21-14
12-22-01	Oak	W	13-10
9-29-02	Oak	L	25-52
1-19-03	**Oak**	**L**	**24-41 (Champ)**
9-7-03	Tenn	W	25-20
12-19-04	Oak	L	35-40
10-30-05	Tenn	L	25-34
10-28-07	Tenn	W	13-9
9-12-10	Tenn	W	38-13
11-24-13	Oak	W	23-19

Total Points: Titans 1,064, Raiders 1,133
Longest Win Streak: 4 (1961-62)
Longest Losing Streak: 9 (1966-73)
At LP Field: 4-1
At Oakland-Alameda County Coliseum: 2-11
Series Sweeps: Titans (1961,62); Raiders (1963, 65)

vs. PHILADELPHIA EAGLES

Regular Season: 4-6 (Home 2-3, Away 2-3) • Playoffs: 0-0

Date	Site	W/L	Score
11-12-72	Hou	L	17-18
12-16-79	Hou	L	20-26
12-19-82	Phil	L	14-35
10-2-88	Phil	L	23-32
12-2-91	Hou	L	6-13
10-24-94	Phil	L	6-21
12-3-00	Phil	W	15-13
9-8-02	Tenn	W	27-24
11-19-06	Phil	W	31-13
10-24-10	Tenn	W	37-19

Total Points: Titans 196, Eagles 214
Longest Win Streak: 4 (2000-10)
Longest Losing Streak: 6 (1972-94)
At LP Field: 2-0
At Lincoln Financial Field: 1-0

vs. PITTSBURGH STEELERS

Regular Season: 31-41 (Home 19-17, Away 12-24) • Playoffs: 1-3 (Home 1-1, Away 0-2)

Date	Site	W/L	Score
9-20-70	Pitt	W	19-7
10-18-70	Hou	L	3-7
10-24-71	Pitt	L	16-23
12-5-71	Hou	W	29-3
10-15-72	Pitt	L	7-24
12-10-72	Hou	L	3-9
9-30-73	Hou	L	7-36
12-9-73	Pitt	L	7-33
10-6-74	Hou	L	7-13
12-1-74	Pitt	W	13-10
11-9-75	Pitt	L	17-24
11-24-75	Hou	L	9-32
11-21-76	Pitt	L	16-32
12-11-76	Hou	L	0-21
10-9-77	Hou	W	27-10
10-23-77	Pitt	L	10-27
10-23-78	Pitt	W	24-17
12-3-78	Hou	L	3-13
1-7-79	**Pitt**	**L**	**5-34 (Champ)**
9-9-79	Pitt	L	7-38
12-10-79	Hou	W	20-17
1-6-80	**Pitt**	**L**	**13-27 (Champ)**
9-7-80	Pitt	L	17-31
12-4-80	Hou	W	6-0
10-26-81	Pitt	L	13-26
12-20-81	Hou	W	21-20
11-21-82	Hou	L	10-24
9-18-83	Hou	L	28-40
10-2-83	Pitt	L	10-17
11-4-84	Pitt	L	7-35
12-2-84	Hou	W	23-20 OT
9-22-85	Pitt	L	0-20
11-17-85	Hou	L	7-30
9-28-86	Hou	L	16-22 OT
11-16-86	Pitt	L	10-21
11-15-87	Pitt	W	23-3
12-20-87	Hou	W	24-16
10-16-88	Pitt	W	34-14
12-4-88	Hou	L	34-37
10-22-89	Hou	W	27-0
12-3-89	Pitt	W	23-16
12-31-89	**Hou**	**L**	**26-23 OT (WC)**
9-16-90	Pitt	L	9-20
12-30-90	Hou	W	34-14
11-24-91	Pitt	L	14-26
12-8-91	Hou	W	31-6
9-6-92	Hou	L	24-29
11-1-92	Pitt	L	20-21
11-28-93	Hou	W	23-3
12-19-93	Pitt	W	26-17
10-3-94	Pitt	L	14-30
11-6-94	Hou	L	9-12 OT
9-10-95	Hou	L	17-34
12-3-95	Pitt	L	7-21
9-29-96	Pitt	L	16-30
10-20-96	Hou	W	23-13
9-28-97	Pitt	L	24-37
12-21-97	Tenn	W	16-6
11-1-98	Pitt	W	41-31
11-15-98	Tenn	W	23-14
11-21-99	Tenn	W	16-10
1-2-00	Pitt	W	47-36
9-24-00	Pitt	W	23-20
11-5-00	Tenn	W	9-7
10-29-01	Pitt	L	7-34
11-25-01	Tenn	L	24-34
11-17-02	Tenn	W	31-23
1-11-03	**Tenn**	**W**	**34-31 OT (Div)**
9-28-03	Pitt	W	30-13
9-11-05	Pitt	L	7-34
12-21-08	Tenn	W	31-14
9-10-09	Pitt	L	10-13 OT
9-19-10	Tenn	L	11-19
10-9-11	Pitt	L	17-38
10-11-12	Tenn	W	26-23
9-8-13	Pit	W	16-9

Total Points: Titans 1,328, Steelers 1,597
Longest Win Streak: 7 (1997-00)
Longest Losing Streak: 5 (last 1994-96)
At LP Field: 6-2
At Heinz Field: 2-4
Series Sweeps: Titans (1987, 89, 93, 98, 99, 00); Steelers (1972, 73, 75, 76, 83, 85, 86, 92, 94, 95, 01)

vs. ST. LOUIS RAMS

Regular Season: 5-6 (Home 3-3, Away 2-3) • Playoffs: 0-1 (Neutral Site 0-1)

Date	Site	W/L	Score
10-7-73	Hou	L	26-31
9-24-78	Hou	L	6-10
9-6-81	LA	W	27-20
12-9-84	LA	L	16-27
9-13-87	Hou	W	20-16
11-4-90	LA	L	13-17
9-26-93	Hou	L	28-13
10-31-99	Tenn	W	24-21
1-30-00	**Atl**	**L**	**16-23 (SB 34)**
9-25-05	St.L	L	27-31
12-13-09	Tenn	W	47-7
11-3-13	StL	W	28-21

Total Points: Titans 263, Rams 252
Longest Win Streak: 2 (2009-13)
Longest Losing Streak: 2 (last 2000-05)
At LP Field: 2-0
At Edward Jones Dome: 1-1

vs. SAN DIEGO CHARGERS

Regular Season: 14-25-1 (Home 11-9, Away 3-16-1) • Playoffs: 3-1 (Home 1-0, Away 2-1)

Date	Site	W/L	Score
9-18-60	Hou	W	38-28
11-13-60	LA	L	21-24
1-1-61	**Hou**	**W**	**24-16 (AFL Champ)**
9-24-61	SD	L	24-34
12-3-61	Hou	W	33-13
12-24-61	**SD**	**W**	**10-3 (AFL Champ)**
9-23-62	SD	W	42-17
11-25-62	Hou	W	33-27
12-1-63	SD	L	0-27
12-15-63	Hou	L	14-20
9-12-64	SD	L	21-27
10-25-64	Hou	L	17-20
10-3-65	SD	L	14-31
12-12-65	Hou	L	26-37
12-4-66	Hou	L	22-28
9-24-67	SD	L	3-13
12-16-67	Hou	W	17-24
9-21-68	SD	L	14-30
11-27-69	Hou	L	17-21
10-25-70	SD	T	31-31
12-19-71	Hou	W	49-33
11-26-72	SD	L	20-34
9-15-74	Hou	W	21-14
9-28-75	Hou	W	33-17
10-17-76	SD	L	27-30
12-17-78	Hou	L	24-45
12-29-79	**SD**	**W**	**17-14 (Div)**
9-16-84	SD	L	14-31
11-24-85	Hou	W	37-35
12-7-86	SD	L	0-27
12-6-87	Hou	W	33-18
9-17-89	SD	W	34-27
9-30-90	SD	W	17-7
9-27-92	Hou	W	27-0
9-19-93	SD	L	17-18
9-13-98	Tenn	L	7-13
10-3-04	SD	L	17-38
9-17-06	SD	L	7-40
12-9-07	Tenn	L	17-23 OT
1-6-08	**SD**	**L**	**6-17 (WC)**
12-25-09	Tenn	L	17-42
10-31-10	SD	L	25-33
9-16-12	SD	L	10-38
9-22-13	Tenn	W	20-17

Total Points: Titans 924, Chargers 1,075
Longest Win Streak: 4 (1961-62, 1987-92)
Longest Losing Streak: 9 (1993-2012)
At LP Field: 1-2
At Qualcomm Stadium: 3-12-1
Series Sweeps: Titans (1962); Chargers (1963, 64, 65)

vs. SAN FRANCISCO 49ERS

Regular Season: 5-8 (Home 2-5, Away 3-3) • Playoffs: 0-0

Date	Site	W/L	Score
11-15-70	Hou	L	20-30
12-7-75	SF	W	27-13
9-17-78	Hou	W	20-19
12-13-81	SF	L	6-28
10-21-84	Hou	L	21-34
11-8-87	SF	L	20-27
10-7-90	Hou	L	21-24
12-25-93	SF	W	10-7
10-27-96	Hou	L	9-10
10-3-99	SF	L	22-24
11-27-05	Tenn	W	33-22
11-8-09	SF	W	34-27
10-20-13	Tenn	L	17-31

Total Points: Titans 260, 49ers 296
Longest Win Streak: 2 (1975-78, 2005-09)
Longest Losing Streak: 4 (1981-90)
At LP Field: 1-1
At Candlestick Park: 3-3

vs. SEATTLE SEAHAWKS

Regular Season: 5-10 (Home 3-3, Away 2-7) • Playoffs: 1-0 (Home 1-0, Away 0-0)

Date	Site	W/L	Score
11-20-77	Sea	W	22-10
10-21-79	Sea	L	14-34
10-5-80	Hou	L	7-26
10-11-81	Hou	W	35-17
9-19-82	Hou	W	23-21
1-3-88	**Hou**	**W**	**23-20 OT (WC)**
11-13-88	Sea	L	24-27
12-2-90	Sea	L	10-13 OT
11-7-93	Hou	W	24-14
12-11-94	Hou	L	14-16
11-3-96	Sea	L	16-23
10-5-97	Sea	L	13-16
11-29-98	Sea	L	18-20
12-18-05	Tenn	L	24-28
1-3-10	Sea	W	17-13
10-13-13	Sea	L	13-20

Total Points: Titans 297, Seahawks 318
Longest Win Streak: 3 (1981-87)
Longest Losing Streak: 5 (1994-05)
At LP Field: 0-1
At Qwest Field: 1-1

vs. TAMPA BAY BUCCANEERS

Regular Season: 8-2 (Home 7-0, Away 1-2) • Playoffs: 0-0

Date	Site	W/L	Score
9-12-76	Hou	W	20-0
10-19-80	Hou	W	20-14
11-27-83	TB	L	24-33
12-10-89	Hou	W	20-17
10-29-95	Hou	W	19-7
11-8-98	TB	W	31-22
10-14-01	Tenn	W	31-28 OT
12-28-03	Tenn	W	33-13
10-14-07	TB	L	10-13
11-27-11	Tenn	W	23-17

Total Points: Titans 231, Buccaneers 164
Longest Win Streak: 5 (1989-03)
Longest Losing Streak: 1 (1983, 2007)
At LP Field: 3-0
At Raymond James Stadium: 1-1

vs. WASHINGTON REDSKINS

Regular Season: 6-5 (Home 3-2, Away 3-3) • Playoffs: 0-0

Date	Site	W/L	Score
10-10-71	Wash	L	13-22
10-19-75	Hou	W	13-10
9-2-79	Wash	W	29-27
9-15-85	Wash	L	16-13
10-30-88	Hou	W	41-17
11-3-91	Wash	L	13-16 OT
10-19-97	Tenn	W	28-14
10-30-00	Wash	W	27-21
10-6-02	Tenn	L	14-31
10-15-06	Wash	W	25-22
11-21-10	Tenn	L	16-19 OT

Total Points: Titans 216, Redskins 196
Longest Win Streak: 2 (last 1997-00)
Longest Losing Streak: 1 (last 2002)
At LP Field: 0-2
At Fedex Field: 2-0

TITANS ALL-TIME FIRST-ROUND DRAFT PICKS

Year	Pick	Player	Pos.	College
2014	11	Taylor Lewan	T	Michigan
2013	10	Chance Warmack	G	Alabama
2012	20	Kendall Wright	WR	Baylor
2011	8	Jake Locker	QB	Washington
2010	16	Derrick Morgan	DE	Georgia Tech
2009	30	Kenny Britt	WR	Rutgers
2008	24	Chris Johnson	RB	East Carolina
2007	19	Michael Griffin	DB	Texas
2006	3	Vince Young	QB	Texas
2005	6	Pacman Jones	CB	West Virginia
2004		(none)		
2003	28	Andre Woolfolk	CB	Oklahoma
2002	15	Albert Haynesworth	DT	Tennessee
2001		(none)		
2000	30	Keith Bulluck	LB	Syracuse
1999	16	Jevon Kearse	DE	Florida
1998	16	Kevin Dyson	WR	Utah
1997	18	Kenny Holmes	DE	Miami (Fla.)
1996	14	Eddie George	RB	Ohio State
1995	3	Steve McNair	QB	Alcorn State
1994	26	Henry Ford	DE	Arkansas
1993	13	Brad Hopkins	T	Illinois
1992		(none)		
1991		(none)		
1990	15	Lamar Lathon	LB	Houston
1989	23	David Williams	T	Florida
1988	22	Lorenzo White	RB	Michigan State
1987	3	Alonzo Highsmith	RB	Miami (Fla.)
	20	Haywood Jeffires	WR	NC State
1986	3	Jim Everett	QB	Purdue
1985	3	Ray Childress	DE	Texas A&M
	11	Richard Johnson	DB	Wisconsin
1984	2	Dean Steinkuhler	T	Nebraska
1983	9	Bruce Matthews	G	USC
1982	8	Mike Munchak	G	Penn State
1981		(none)		
1980		(none)		
1979		(none)		
1978	1	Earl Campbell	RB	Texas
1977	11	Morris Towns	T	Missouri
1976		(none)		
1975	6	Robert Brazile	LB	Jackson State
	15	Don Hardeman	RB	Tex.A&M-Kingsville
1974		(none)		
1973	1	John Matuszak	DE	Tampa
	14	George Amundson	RB	Iowa State
1972	6	Greg Sampson	DE	Stanford
1971	3	Dan Pastorini	QB	Santa Clara
1970	14	Doug Wilkerson	G	NC Central
1969	15	Ron Pritchard	LB	Arizona State
1968		(none)		
1967	5	George Webster	LB	Michigan St.
	23	Tom Regner	G	Notre Dame
1966		Tommy Nobis	LB	Texas
1965		Lawrence Elkins	TE	Baylor
1964		Scott Appleton	DT	Texas
1963		Danny Brabham	LB	Arkansas
1962		Ray Jacobs	DT	Howard Payne
1961		MIke Ditka	TE	Pittsburgh
1960		Billy Cannon	HB	LSU

ALL-TIME DRAFT SELECTIONS

2014

Rd.	Pick	Player	Pos.	College
1	11	Taylor Lewan	T	Michigan
2a	42	(traded to Philadelphia)		
2b	54	Bishop Sankey	RB	Washington
3	77	(traded to San Francisco)		
4a	112	DaQuan Jones	DL	Penn State
4b	122	Marqueston Huff	DB	Wyoming
5	151	Avery Williamson	LB	Kentucky
6a	178	Zach Mettenberger	QB	Louisiana State
6b	186	(traded to Washington)		
7	228	(traded to Washington)		

Draft Notes

• 2b, 4b – Picks acquired in trade with Philadelphia for 2a.
• 3 – Pick traded to San Francisco during 2013 draft (see 2013, 2a).
• 6a – Pick aquired in trade with Washington for 6b and 7.

2013

Rd.	Pick	Player	Pos.	College
1	10	Chance Warmack	G	Alabama
2a	34	Justin Hunter	WR	Tennessee
2b	40	(traded to San Francisco)		
3a	70	Blidi Wreh-Wilson	CB	Connecticut
3b	97	Zaviar Gooden	LB	Missouri
4	107	Brian Schwenke	C	California
5	142	Lavar Edwards	DE	Louisiana State
6a	176	(traded to Minnesota)		
6b	202	Khalid Wooten	CB	Nevada
7a	216	(traded to San Francisco)		
7b	248	Daimion Stafford	S	Nebraska

Draft Notes

• 2a – Pick acquired in trade with San Francisco for 2b, 7a and a third-round pick in 2014.
• 6a – Pick traded to Minnesota in 2012 for a seventh-round pick in 2012.
• 3b, 6b, 7b – Awarded as compensatory selections

2012

Rd.	Pick	Player	Pos.	College
1	20	Kendall Wright	WR	Baylor
2	52	Zach Brown	LB	North Carolina
3	82	Mike Martin	DT	Michigan
4	115	Coty Sensabaugh	CB	Clemson
5a	145	Taylor Thompson	TE	Southern Methodist
5b	155	(traded to Miami)		
6	190	Markelle Martin	S	Oklahoma State
7a	211	Scott Solomon	DE	Rice
7b	227	(traded to Miami)		

Draft Notes

• 5a – Pick acquired in trade with Miami for 5b and 7b
• 7a – Pick acquired in trade with Minnesota for a sixth-round choice in 2013

ALL-TIME DRAFT SELECTIONS

2011

Rd.	Pick	Player	Pos.	College
1	8	Jake Locker	QB	Washington
2	39	Akeem Ayers	LB	UCLA
3	77	Jurrell Casey	DT	Southern California
4a	109	Colin McCarthy	LB	Miami (Fla.)
4b	130	Jamie Harper	RB	Clemson
5	142	Karl Klug	DL	Iowa
6	175	Byron Stingily	T	Louisville
7a	212	Zach Clayton	DT	Auburn
7b	251	Tommie Campbell	DB	California (Pa.)

Draft Notes
• 4b, 7b – Awarded as compensatory selections

2010

Rd.	Pick	Player	Pos.	College
1	16	Derrick Morgan	DE	Georgia Tech
2	47	(traded to New England)		
3a	77	Damian Williams	WR	Southern California
3b	97	Rennie Curran	LB	Georgia
4a	104	Alterraun Verner	CB	UCLA
4b	111	(traded to Seattle)		
5	148	Robert Johnson	S	Utah
6a	176	Rusty Smith	QB	Florida Atlantic
6b	185	(traded to Seattle)		
6c	207	Myron Rolle	S	Florida State
7a	222	Marc Mariani	WR	Montana
7b	241	David Howard	DT	Brown

Draft Notes
• 3b, 6c, 7b – Awarded as compensatory selections
• 2 – Traded to New England in 2009 (see 2009 3a)
• 4a, 6a – Picks acquired in trade with Seattle for RB LenDale White, DT Kevin Vickerson, 4b and 6b

2009

Rd.	Pick	Player	Pos.	College
1	30	Kenny Britt	WR	Rutgers
2	62	Sen'Derrick Marks	DT	Auburn
3a	89	Jared Cook	TE	South Carolina
3b	94	Ryan Mouton	CB	Hawaii
4a	130	Gerald McRath	LB	Southern Mississippi
4b	135	Troy Kropog	T/G	Tulane
5a	166	(Traded to Dallas)		
5b	173	Javon Ringer	RB	Michigan State
6a	203	Jason McCourty	CB	Rutgers
6b	206	Dominique Edison	WR	Stephen F. Austin
7a	239	Ryan Durand	G	Syracuse
7b	242	Nick Schommer	S	North Dakota State

Draft Notes
• 4b, 5b, 6b, 7b – Awarded as compensatory selections
• 3a – Pick acquired in trade with New England for second round pick in 2010
• 5a – Pick traded to Dallas (see 2008 4c)

2008

Rd.	Pick	Player	Pos.	College
1	24	Chris Johnson	RB	East Carolina
2	54	Jason Jones	DL	Eastern Michigan
3	85	Craig Stevens	TE	California
4a	103	William Hayes	DE	Winston-Salem State
4b	124	(Traded to Washington)		
4c	126	Lavelle Hawkins	WR	California
4d	134	Stanford Keglar	LB	Purdue
5	157	(Traded to Washington)		
6	189	(Traded to Seattle)		
7	229	Cary Williams	CB	Washburn

Draft Notes
• 4d – Awarded as compensatory selection
• 4a – Pick acquired in trade with Washington for fourth round pick (#124 overall) and fifth round pick (#157 overall).
• 4b – Traded to Washington (see 4a)
• 4c – Pick acquired in trade with Dallas for Pacman Jones
• 5 – Pick traded to Washington (see 4a)
• 6 – Pick traded to Seattle for Bryce Fisher

2007

Rd.	Pick	Player	Pos.	College
1	19	Michael Griffin	S	Texas
2	50	Chris Henry	RB	Arizona
3	80	Paul Williams	WR	Fresno State
4a	115	Leroy Harris	G/C	N.C. State
4b	128	Chris Davis	WR	Florida State
5	152	Antonio Johnson	DT	Mississippi State
6a	188	Joel Filani	WR	Texas Tech
6b	204	Jacob Ford	DE	Central Arkansas
6c	206	Ryan Smith	CB	Florida
7	223	Mike Otto	T	Purdue

Draft Notes
• 4b – Pick acquired in trade with Baltimore for Steve McNair in 2006.
• 6b – Pick acquired in trade with San Diego for Billy Volek in 2006.
• 6c – Pick acquired in trade with Indianapolis for seventh round pick (#238 overall) in 2006. That selection was originally obtained from Indianapolis for Rocky Calmus.

2006

Rd.	Pick	Player	Pos.	College
1	3	Vince Young	QB	Texas
2a	39	(Traded to Philadelphia)		
2b	45	LenDale White	RB	Southern California
3	70	(Traded to Buffalo)		
4a	102	Calvin Lowry	S	Penn State
4b	116	Stephen Tulloch	LB	N.C. State
5a	137	Terna Nande	LB	Miami (Ohio)
5b	169	Jesse Mahelona	DT	Tennessee
6	172	Jonathan Orr	WR	Wisconsin
7a	215	Cortland Finnegan	CB	Samford
7b	238	(Traded to Indianapolis)		
7c	245	Spencer Toone	LB	Utah
7d	246	Quinton Ganther	RB	Utah

Draft Notes
• 5b, 7c and 7d – awarded as compensatory selections
• 2a – Pick traded to Philadelphia (see 2b)
• 2b – Pick acquired from Philadelphia along with 2006 fourth round pick (116 overall) for the Titans second round pick (39 overall)
• 3 – Pick traded to Buffalo for RB Travis Henry in 2005
• 7b – Pick acquired from Indianapolis for LB Rocky Calmus in 2005 and traded back to Indianapolis for sixth round selection in 2007

2005

Rd.	Pick	Player	Pos.	College
1	6	Adam Jones	CB	West Virginia
2a	37	(Traded to Detroit)		
2b	41	Michael Roos	T	Eastern Washington
3a	68	Courtney Roby	WR	Indiana
3b	96	Brandon Jones	WR	Oklahoma
4a	108	Vincent Fuller	S	Virginia Tech
4b	113	David Stewart	T	Mississippi State
4c	136	Roydell Williams	WR	Tulane
5a	142	Damien Nash	RB	Missouri
5b	150	Daniel Loper	T	Texas Tech
6	179	Bo Scaife	TE	Texas
7	218	Reynaldo Hill	CB	Florida

Draft Notes
• 3b and 4c – awarded as compensatory selections
• 2a – Pick traded to Detroit (see 2b)
• 2b – Pick acquired from Detroit along with 2005 fourth round pick (113

ALL-TIME DRAFT SELECTIONS

overall) for the Titans second round pick (37 overall)
• 4b – Pick acquired from Detroit (see 2b)
• 5b – Pick acquired from Kansas City for DE Carlos Hall

2004

Rd.	Pick	Player	Pos.	College
1	27	(Traded to Houston)		
2a	40	Ben Troupe	TE	Florida
2b	42	Travis LaBoy	DE	Hawaii
2c	57	Antwan Odom	DE	Alabama
3a	71	Randy Starks	DT	Maryland
3b	92	Rich Gardner	CB	Penn State
4a	103	Bo Schobel	DE	TCU
4b	124	Michael Waddell	CB	North Carolina
5a	138	Jacob Bell	G	Miami (Ohio)
5b	159	(Traded to Houston)		
5c	165	Robert Reynolds	LB	Ohio State
6	191	Troy Fleming	RB	Tennessee
7a	230	Jared Clauss	DT	Iowa
7b	239	Eugene Amano	C	S.E. Missouri State
7c	241	Sean McHugh	TE	Penn State

Draft Notes
• 5c, 7b, 7c – awarded as compensatory selections
• 1 – Pick traded to Houston (see 2a)
• 2a – Pick acquired from Houston along with 2004 third round pick (71 overall), fourth round pick (103 overall) and fifth round pick (138 overall) for the Titans 2004 first round pick (27 overall) and fifth round pick (159 overall)
• 2b – Pick acquired from New York Jets for WR Justin McCariens
• 3a – Pick acquired in Houston trade (see 2a)
• 4a – Pick acquired in Houston trade (see 2a)
• 5a – Pick acquired in Houston trade (see 2a)
• 5b – Pick traded to Houston (see 2a)

2003

Rd.	Pick	Player	Pos.	College
1	28	Andre Woolfolk	CB	Oklahoma
2	60	Tyrone Calico	WR	Middle Tennessee State
3	93	Chris Brown	RB	Colorado
4	126	Rien Long	DT	Washington State
5a	154	Donnie Nickey	S	Ohio State
5b	164	(Traded to New England)		
6	201	(Traded to New England)		
7a	225	Todd Williams	T	Florida State
7b	243	(Traded to New England)		

Draft Notes
• 5a – Pick acquired from New England along with 2003 seventh round pick (225 overall) for the Titans 2003 fifth round pick (164 overall), sixth round pick (201 overall) and seventh round pick (243 overall)
• 5b – Pick traded to New England (see 5a)
• 6 – Pick traded to New England (see 5a)
• 7a – Pick acquired in New England trade (see 5a)
• 7b – Pick traded to New England (see 5a)

2002

Rd.	Pick	Player	Pos.	College
1a	14	(Traded to N.Y. Giants)		
1b	15	Albert Haynesworth	DT	Tennessee
2	45	Tank Williams	S	Stanford
3	77	Rocky Calmus	LB	Oklahoma
4a	110	Mike Echols	CB	Wisconsin
4b	115	Tony Beckham	CB	Wisconsin-Stout
4c	133	Rocky Boiman	LB	Notre Dame
5	151	Jake Schifino	WR	Akron
6	187	Justin Hartwig	G	Kansas
7a	225	Darrell Hill	WR	Northern Illinois
7b	240	Carlos Hall	DE	Arkansas

Draft Notes
• 4c – awarded as compensatory selection
• 1a – Pick traded to N.Y. Giants (see 1b)
• 1b – Pick acquired from the New York Giants along with 2002 fourth round pick (115 overall) for the Titans 2002 first round pick (14 overall)
• 4b – Pick acquired in Giants trade (see 1b)
• 7b – Pick acquired from Green Bay for DT Rod Walker

2001

Rd.	Pick	Player	Pos.	College
1	29	(Traded to St. Louis)		
2	60	Andre Dyson	CB	Utah
3	90	Shad Meier	TE	Kansas State
4	124	Justin McCareins	WR	Northern Illinois
5	159	Eddie Berlin	WR	Northern Iowa
6a	192	Dan Alexander	RB	Nebraska
6b	199	Adam Haayer	T	Minnesota
7a	229	(Traded to Oakland)		
7b	232	Keith Adams	LB	Clemson

Draft Notes
• 6b, 7b – awarded as compensatory selections
• 1 – Pick traded to St. Louis for DE Kevin Carter
• 7a – Pick traded to Oakland for C Gennaro DiNapoli

2000

Rd.	Pick	Player	Pos.	College
1	30	Keith Bulluck	LB	Syracuse
3a	68	Erron Kinney	TE	Florida
3b	93	Byron Frisch	DE	Brigham Young
4a	124	Bobby Myers	S	Wisconsin
4b	128	Peter Sirmon	LB	Oregon
5a	135	Aric Morris	S	Michigan State
5b	160	Frank Chamberlin	LB	Boston College
6	197	Robaire Smith	DE	Michigan State
7a	213	Mike Green	RB	Houston
7b	237	Wes Shivers	T	Mississippi State

Draft Notes
• 4b – awarded as compensatory selection
• 7a – Pick acquired from Chicago for LB Lemanski Hall

1999

Rd.	Pick	Player	Pos.	College
1	16	Jevon Kearse	DE	Florida
2a	46	(Traded to New England)		
2b	52	John Thornton	DT	West Virginia
3	81	Zach Piller	G	Florida
4a	114	Brad Ware	S	Auburn
4b	117	Donald Mitchell	CB	Southern Methodist
5	151	Kevin Daft	QB	California-Davis
6	186	Darran Hall	WR	Colorado State
7	222	Phil Glover	LB	Utah

Draft Notes
• 2a – Pick traded to New England (see 2b)
• 2b – Pick acquired from New England along with 1999 fourth round pick (117 overall) for Titans 1999 second round pick (46 overall)
• 4b – Pick acquired in New England trade (see 2b)

1998

Rd.	Pick	Player	Pos.	College
1	16	Kevin Dyson	WR	Utah
2	46	Samari Rolle	CB	Florida State
3	77	Dainon Sidney	CB	Alabama-Birmingham
4	107	Joe Salave'a	DT	Arizona
5	139	Benji Olson	G	Washington
6	168	Lee Wiggins	DB	South Carolina
7a	205	Jimmy Sprotte	LB	Arizona
7b	229	Kevin Long	C	Florida State

Draft Notes
• 7b – awarded as a compensatory selection

ALL-TIME DRAFT SELECTIONS

1997

Rd.	Pick	Player	Pos.	College
1a	13	(Traded to Kansas City)		
1b	18	Kenny Holmes	DE	Miami (Fla.)
2	46	Joey Kent	WR	Tennessee
3a	75	Denard Walker	CB	LSU
3b	81	Scott Sanderson	T	Washington State
4a	98	Derrick Mason	WR	Michigan State
4b	107	Pratt Lyons	DE	Troy State
4c	110	(Traded to Kansas City)		
4d	116	(Traded to New Orleans)		
5a	132	(Traded to Washington)		
5b	143	George McCullough	DB	Baylor
6a	165	(Traded to New Orleans)		
6b	179	(Traded to St. Louis)		
6c	181	Dennis Stallings	LB	Illinois
7	216	Armon Williams	DB	Arizona

Draft Notes

• 1a – Pick traded to Kansas City (see 1b)
• 1b – Pick acquired from Kansas City along with 1997 third round pick (81 overall), fourth round pick (116 overall) and sixth round pick (181 overall) for Oilers 1997 first round pick (13 overall) and fourth round pick (110 overall)
• 3b – Pick acquired from Kansas City (see 1b)
• 4a – Pick acquired from Atlanta along with 1997 sixth round pick (165 overall) for QB Chris Chandler
• 4b – Pick acquired from New Orleans for Oilers 1997 fourth round pick (116 overall) and sixth round pick (165 overall)
• 4c – Pick traded to Kansas City (see 1b)
• 4d – Pick acquired from Kansas City (see 1b) and traded to New Orleans (see 4b)
• 5a – Pick traded to Washington
• 6a – Pick acquired from Atlanta (see 4a) and traded to New Orleans (see 4b)
• 6b – Pick traded to St. Louis for DE Robert Young
• 6c – Pick acquired from Kansas City (see 1b)

1996

Rd.	Pick	Player	Pos.	College
1a	9	(Traded to Oakland)		
1b	14	Eddie George	RB	Ohio State
1c	17	(Traded to Seattle)		
2a	38	Bryant Mix	DE	Alcorn State
2b	48	Jason Layman	G	Tennessee
3	74	Terry Killens	LB	Penn State
4a	107	Kendrick Burton	DE	Alabama
4b	109	Jon Runyan	T	Michigan
5	143	Rayna Stewart	DB	Northern Arizona
6	177	Anthony Dorsett	LB	Pittsburgh
7	218	Mike Archie	RB	Penn State

Draft Notes

• 1a – Pick traded to Oakland for Raiders 1996 first round pick (17 overall), second round pick (48 overall) and fourth round pick (109 overall)
• 1b – Pick acquired from Seattle for Oilers 1996 first round pick (17 overall) and Oilers DT Glenn Montgomery
• 1c – Pick acquired from Oakland (see 1a) and traded to Seattle (see 1b)
• 2b – Pick acquired in Oakland trade (see 1a)
• 4b – Pick acquired in Oakland trade (see 1a)

1995

Rd.	Pick	Player	Pos.	College
1	3	Steve McNair	QB	Alcorn State
2	35	Anthony Cook	DT	South Carolina State
3a	67	Chris Sanders	WR	Ohio State
3b	89	Rodney Thomas	RB	Texas A&M
3c	95	Torey Hunter	DB	Washington State
4	101	Michael Roan	TE	Wisconsin
5a	137	(Awarded to Washington)		
5b	159	Gary Walker	DE	Auburn
6	174	Hicham El-Mashtoub	C	Arizona
7	211	C.J. Richardson	DB	Miami (Fla.)

Draft Notes

• 3c – awarded as a compensatory selection
• 3b – Pick acquired from Minnesota along with 1994 fourth round pick (119 overall) for QB Warren Moon
• 5a – Pick to Washington in Wilbur Marshall ruling
• 5b – Pick awarded as compensation from New England for restricted free agent DE Tim Roberts

1994

Rd.	Pick	Player	Pos.	College
1	26	Henry Ford	DE	Arkansas
2	60	Jeremy Nunley	DE	Alabama
3a	97	(Awarded to Washington)		
3b	101	Malcolm Floyd (Seabron)	WR	Fresno State
4a	119	Mike Davis	DB	Cincinnati
4b	129	Sean Jackson	RB	Florida State
5a	157	Roderick Lewis	TE	Arizona
5b	161	Jim Reid	T	Virginia
6a	187	Lee Gissendaner	WR	Northwestern
6b	194	Barron Wortham	LB	Texas El-Paso
7	220	Lemanski Hall	LB	Alabama

Draft Notes

• 3b – awarded as a compensatory selection
• 3a – Pick to Washington in Wilber Marshall ruling
• 4a – Pick acquired from Minnesota along with 1995 third round pick (89 overall) for QB Warren Moon

1993

Rd.	Pick	Player	Pos.	College
1a	13	Brad Hopkins	T	Illinois
1b	19	(Traded to Philadelphia)		
2	47	Mike Barrow	LB	Miami (Fla.)
3	75	(Traded to Philadelphia)		
4	102	Travis Hannah	WR	Southern California
5	131	John Henry Mills	TE	Wake Forest
6	158	Chuck Bradley	T	Kentucky
7	187	Patrick Robinson	WR	Tennessee State
8	214	Blaine Bishop	DB	Ball State

Draft Notes

• 1a – Pick acquired from Philadelphia for Oilers 1993 first round pick (19 overall) and third round pick (75 overall)
• 1b – Pick traded to Philadelphia (see 1a)
• 3 – Pick traded to Philadelphia (see 1a)

1992

Rd.	Pick	Player	Pos.	College
1	23	(Traded to San Diego)		
2	50	Eddie Robinson	LB	Alabama State
3	77	Corey Harris	WR	Vanderbilt
4	108	Mike Mooney	T	Georgia Tech
5a	133	Joe Bowden	LB	Oklahoma
5b	135	Tony Brown	DB	Fresno State
5c	136	Tim Roberts	DT	Southern Mississippi
6	162	Mario Bailey	WR	Washington
7	189	Elbert Turner	WR	Illinois
8	220	Bucky Richardson	QB	Texas A&M
9	247	Bernard Dafney	T	Tennessee
10	274	Dion Johnson	WR	East Carolina
11	301	Anthony Davis	LB	Utah
12	332	Joe Wood	K	Air Force

Draft Notes

• 1 – Pick traded to San Diego along with WR Shawn Jefferson for Chargers DE Lee Williams in August of 1991
• 5a – Pick acquired from New Orleans for Oilers RB Allen Pinkett
• 5c – Pick acquired from Dallas along with 1991 second round pick (Minnesota's pick, 38 overall) for RB Alonzo Highsmith

ALL-TIME DRAFT SELECTIONS

1991

Rd.	Pick	Player	Pos.	College
1	17	(Traded to New England)		
2a	28	Mike Dumas	DB	Indiana
2b	38	Darryll Lewis	DB	Arizona
2c	44	John Flannery	C	Syracuse
3a	71	Steve Jackson	DB	Purdue
3b	79	Kevin Donnalley	T	North Carolina
4a	101	David Rocker	DT	Auburn
4b	102	Marcus Robertson	DB	Iowa State
5	129	Gary Wellman	WR	Southern California
6	157	(Pick traded to Philadelphia)		
7	183	Kyle Freeman	LB	Angelo State
8	214	Gary Brown	RB	Penn State
9	240	Shawn Jefferson	WR	Central Florida
10	267	Curtis Moore	LB	Kansas
11	294	James Smith	DB	Richmond
12	325	Alex Johnson	WR	Miami (Fla.)

Draft Notes

• 1 – Pick traded to New England for 1991 second round pick (28 overall) and fourth round pick (101 overall)
• 2a – Pick acquired in New England trade (see 1)
• 2b – Pick acquired from Dallas (originally Minnesota's selection) along with 1992 fourth round pick (136 overall) for RB Alonzo Highsmith
• 3b – Pick acquired from Miami for LB John Grimsley
• 4a – Pick acquired in New England trade (see 1)
• 6 – Pick traded to Philadelphia for QB Don McPherson in 1990

1990

Rd.	Pick	Player	Pos.	College
1	15	Lamar Lathon	LB	Houston
2	41	Jeff Alm	DT	Notre Dame
3	72	Willis Peguese	DE	Miami (Fla.)
4	99	Eric Still	G	Tennessee
5	126	Richard Newbill	LB	Miami (Fla.)
6	153	Tony Jones	WR	Texas
7	184	Andy Murray	RB	Kentucky
8	211	Brett Tucker	DB	Northern Illinois
9	237	Pat Coleman	WR	Mississippi
10	264	Dee Thomas	DB	Nicholls State
11	295	Joey Banes	T	Houston
12	321	Reggie Slack	QB	Auburn

Draft Notes

none

1989

Rd.	Pick	Player	Pos.	College
1	23	David Williams	T	Florida
2	50	Scott Kozak	LB	Oregon
3	77	Bubba McDowell	S	Miami (Fla.)
4	104	Rod Harris	WR	Texas A&M
5	131	Glenn Montgomery	DT	Houston
6	157	Bo Orlando	S	West Virginia
7	190	Tracy Rogers	LB	Fresno State
8	217	Alvoid Mays	CB	West Virginia
9	244	Bob Mrosko	TE	Penn State
10	271	Tracy Johnson	RB	Clemson
11	298	Brian Smider	T	West Virginia
12	325	Chuck Hartlieb	QB	Iowa

Draft Notes

none

1988

Rd.	Pick	Player	Pos.	College
1a	9	(Traded to Raiders)		
1b	22	Lorenzo White	RB	Michigan State
2	48	Quintin Jones	DB	Pittsburgh
3a	72	Greg Montgomery	P	Michigan State
3b	74	(Traded to Raiders)		
4	102	(Traded to Raiders)		
5a	125	Cris Dishman	DB	Purdue
5b	130	Chris Verhulst	TE	Cal State-Chico
6	157	Kurt Crain	LB	Auburn
7	187	Tracey Eaton	DB	Portland State
8	214	David Viaene	C	Minnesota-Duluth
9	241	David Spradlin	LB	Texas Christian
10	271	Marco Johnson	WR	Hawaii
11	298	Jethro Franklin	DE	Fresno State
12	325	John Brantley	LB	Georgia

Draft Notes

• 1a – Pick traded (originally L.A. Rams pick from 1987 trade) to L.A. Raiders along with 1988 third round pick (74 overall) and fourth round pick (102 Overall) for DE Sean Jones, 1988 second round pick (48 overall, Oilers original pick) and third round pick (60 overall)
• 2 – Pick reacquired from L.A. Raiders in trade (see 1a)
3a – Pick acquired from S.D. along with fifth round pick (125 overall) for the Oilers third round pick (60 overall)
• 3b – Pick traded to L.A. Raiders (see 1a)
• 4 – Pick traded to Raiders (see 1a)
• 5a – Pick acquired in San Diego trade (see 3a)

1987

Rd.	Pick	Player	Pos.	College
1a	3	Alonzo Highsmith	RB	Miami (Fla.)
1b	8	(Traded to Buffalo)		
1c	20	Haywood Jeffires	WR	N.C. State
2a	36	(Traded to Buffalo)		
2b	46	Walter Johnson	LB	Louisiana Tech
3	64	Cody Carlson	QB	Baylor
4a	91	(Traded to L.A. Rams)		
4b	105	Mark Dusbabek	LB	Minnesota
5a	120	(Traded to Washington)		
5b	133	Spencer Tillman	RB	Oklahoma
6a	147	Al Smith	LB	Utah State
6b	159	Toby Caston	LB	Louisiana State
7	176	Robert Banks	DT	Notre Dame
8	202	Michel James	WR	Washington State
9	231	Wes Neighbors	C	Alabama
10	258	Curtis Duncan	WR	Northwestern
11	287	John Davis	G	Georgia Tech
12	314	Ira Valentine	RB	Texas A&M

Draft Notes

• 1a – Pick acquired from Buffalo for Oilers 1987 first round pick (8 overall) and second round pick (36 overall)
• 1b – Pick traded to Buffalo (see 1a)
• 1c – Pick acquired from L.A. Rams along with G Kent Hill, DE William Fuller, 1987 fifth round pick (133 overall) and 1988 first round pick (9 overall) for QB Jim Everett
• 2a – Pick acquired from Detroit for T Harvey Salem and traded to Buffalo (see 1a)
• 2b – Pick acquired from Kansas City along with 1987 fourth round pick (105 overall) for the Oilers second round pick (35 overall)
• 4a – Pick traded to L.A. Rams along with 1986 seventh round pick (172 overall) for WR Drew Hill in 1986.
• 4b – Pick acquired in Kansas City trade (see 2b)
• 5a – Pick traded to Washington (eventually to Chicago) for PK Tony Zendejas
• 5b – Pick acquired in L.A. Rams trade (see 1c)
• 6b – Pick acquired from Kansas City for RB Larry Moriarity

1986

Rd.	Pick	Player	Pos.	College
1	3	Jim Everett	QB	Purdue
2	34	Ernest Givins	WR	Louisville
3	61	Allen Pinkett	RB	Notre Dame
4	87	(Traded to Kansas City)		
5	114	Jeff Parks	TE	Auburn
6	145	Ray Wallace	RB	Purdue

ALL-TIME DRAFT SELECTIONS

7	172	(Traded to L.A. Rams)		
8	199	Larry Griffin	DB	North Carolina
9	225	Bob Sebring	LB	Illinois
10	256	Don Sommer	G	Texas El-Paso
11	283	Mark Cochran	T	Baylor
12	310	Chuck Banks	RB	West Virginia Tech

Draft Notes
• 4 – Pick traded to Kansas City (see 1985, 5b)
• 7 – Pick traded to L.A. Rams along with 1987 fourth round pick (91 overall) for WR Drew Hill

1985

Rd.	Pick	Player	Pos.	College
1a	2	(Traded to Minnesota)		
1b	3	Ray Childress	DE	Texas A&M
1c	11	Richard Johnson	DB	Wisconsin
2a	31	(Traded to Denver)		
2b	36	Richard Byrd	DE	Southern Mississippi
3a	58	(Traded to N.Y. Giants)		
3b	80	(Traded to L.A. Raiders)		
3c	82	Mike Kelley	C	Notre Dame
4	87	Tom Briehl	LB	Stanford
5a	114	(Traded to Dallas)		
5b	133	Frank Bush	LB	N.C. State
5c	138	Lee Johnson	K	Brigham Young
6a	143	(Traded to L.A. Raiders)		
6b	153	Joe Krakoski	LB	Washington
7	170	Mike Akiu	WR	Hawaii
8	199	Chuck Thomas	C	Oklahoma
9	226	Steve Tasker	KR	Northwestern
10	255	Mike Golic	DL	Notre Dame
11	281	Willie Drewrey	WR	West Virginia
12	311	Mark Vonderhaar	DT	Minnesota

Draft Notes
• 1a – Pick traded to Minnesota
• 1b – Pick acquired from Minnesota
• 1c – Pick acquired from New Orleans for RB Earl Campbell
• 2a – Pick traded to Denver for second round pick (from Tampa Bay, 36 overall) and fifth round pick (138 overall)
• 2b – Pick acquired from Denver (see 2a)
• 3a – Pick traded to New York Giants for RB Butch Woolfolk
• 3b – Pick traded to L.A. Raiders along with sixth round pick (143 overall) for C Jim Romano
• 3c – Pick acquired from Denver for WR Butch Johnson
• 5a – Pick traded to Dallas (see 1984, 2b)
• 5b – Pick acquired from Kansas City along with sixth round pick (153 overall) for DE Bob Hamm and 1986 fourth round pick (87 overall)
• 5c – Pick acquired from Denver (see 2a)
• 6a – Pick traded to L.A. Raiders (see 3b)
• 6b – Pick acquired from Kansas City (see 5b)

1984

Rd.	Pick	Player	Pos.	College
1	2	Dean Steinkuhler	T	Nebraska
2a	29	Doug Smith	DE	Auburn
2b	40	(Traded to Dallas)		
2c	54	Bo Eason	DB	California-Davis
3	58	Johnny Meads	LB	Nicholls State
4a	85	Mark Studaway	DE	Tennessee
4b	100	Patrick Allen	DB	Utah State
4c	102	(Traded to Washington)		
5	114	Robert Lyles	LB	Texas Christian
6a	141	John Grimsley	LB	Kentucky
6b	161	Eric Mullins	WR	Stanford
7	170	Willie Joyner	RB	Maryland
8	197	Kevin Baugh	WR	Penn State
9a	226	Jeff Donaldson	DB	Colorado
9b	227	Mike Johnson	DE	Illinois
9c	252	Mike Russell	LB	Toledo
10	253	(Traded to L.A. Rams)		
11	282	(Traded to L.A. Raiders)		
12	309	(Traded to L.A. Rams)		

Draft Notes
• 2b – Pick acquired from Minnesota (see 4b) and traded to Dallas along with 1985 fifth round pick (114 overall) and WR Mike Renfro for second round pick (54 overall) and WR Butch Johnson
• 2c – Pick acquired from Dallas (see 2b)
• 4b – Pick acquired from Minnesota along with second round pick (40 overall) for QB Archie Manning and TE Dave Casper
• 4c – Pick acquired from L.A. Rams and traded to Washington for 1985 third round pick (80 overall)
• 6b – Pick acquired from L.A. Rams (see 1983, 1a) and traded to Washington
• 9b – Pick acquired from N.Y. Giants (see 1983, 11)
• 9c – Pick acquired from L.A. Raiders for past considerations involving RB Tim Wilson for 11th round pick (282 overall)
• 10 – Pick traded to L.A. Rams for T Doug France
• 11 – Pick traded to L.A. Raiders (9c)
• 12 – Pick traded to L.A. Rams for past considerations

1983

Rd.	Pick	Player	Pos.	College
1a	2	(Pick traded to L.A. Rams)		
1b	9	Bruce Matthews	G	Southern California
2a	30	Harvey Salem	T	California
2b	42	Keith Bostic	DB	Michigan
3a	58	Tim Joiner	LB	Louisiana State
3b	69	Chris Dressel	TE	Stanford
3c	76	(Traded to Miami)		
3d	83	Steve Brown	DB	Oregon
4a	86	Greg Hill	DB	Oklahoma State
4b	88	Mike McCloskey	TE	Penn State
5a	114	Larry Moriarty	RB	Notre Dame
5b	139	Jerome Foster	DT	Ohio State
6	142	Steve Haworth	DB	Oklahoma
7	170	Herkie Walls	WR	Texas
8	198	Robert Thompson	LB	Michigan
9	226	Kevin Potter	DB	Missouri
10	253	(Traded to Green Bay)		
11	281	(Traded to N.Y. Giants)		
12	309	(Traded to N.Y. Giants)		

Draft Notes
• 1a – Pick traded to L.A. Rams for first round pick (3 overall), fourth round pick (88 overall) and 1984 fourth round pick (102 overall)
• 1b – Pick acquired from Seattle along with second round pick (42 overall) and third round pick (69 overall) for Oilers first round pick (3 overall from L.A. Rams)
• 2b – Pick acquired from Seattle (see 1b)
• 3b – Pick acquired from Seattle (see 1b)
• 3c – Pick acquired from Green Bay and traded to Miami (see 3d)
• 3d – Pick acquired from Miami along with fifth round pick (139 overall) for third round pick (76 overall)
• 4b – Pick acquired from L.A. Rams (see 1a)
• 5b – Pick acquired from Miami (see 3d)
• 10 – Pick traded to Green Bay for T Mark Koncar
• 11 – Pick traded to N.Y. Giants along with 12th round pick (309 overall) for 1984 ninth round pick (228 overall)
• 12 – Pick traded to N.Y. Giants (see 11)

1982

Rd.	Pick	Player	Pos.	College
1	8	Mike Munchak	G	Penn State
2a	35	(Pick traded to Oakland)		
2b	44	Oliver Luck	QB	West Virginia
3a	67	(Pick traded to L.A. Rams)		
3b	72	Stan Edwards	RB	Michigan
3c	77	Robert Abraham	LB	N.C. State
4	94	Steve Bryant	WR	Purdue
5	121	Malcolm Taylor	DE	Tennessee State
6	148	Gary Allen	RB	Hawaii

ALL-TIME DRAFT SELECTIONS

7	175	(Traded to Detroit)		
8	207	(Traded to L.A. Rams)		
9	234	Matt Bradley	DB	Penn State
10	261	Ron Reeves	QB	Texas Tech
11	287	Jim Campbell	TE	Kentucky
12	314	Donnie Craft	RB	Louisville

Draft Notes
• 2a – Pick traded to Oakland (see 1981, 1)
• 2b – Pick acquired from L.A. Rams along with 1982 third round pick (77 overall) for TE Mike Barber and 1982 third round pick (67 overall)
• 3a – Pick traded to L.A. Rams (see 2b)
• 3b – Pick acquired from N.Y. Giants for RB Rob Carpenter
• 7 – Pick traded to Detroit for CB Luther Bradley
• 8 – Pick traded to L.A. Rams TE Lewis Gilbert

1981

Rd.	Pick	Player	Pos.	College
1	21	(Traded to Oakland)		
2	48	(Traded to Oakland)		
3	79	Mike Holston	WR	Morgan State
4	106	Nick Eyre	T	Brigham Young
5	133	Delbert Fowler	LB	West Virginia
6	159	Bill Kay	DB	Purdue
7a	186	(Traded to Seattle)		
7b	193	Don Washington	DB	Texas A&M-Kingsville
8	217	Willie Tullis	WR	Troy State
9	243	Avon Riley	LB	UCLA
10	270	Larry Jones	RB	Colorado State
11	297	Claude Mathews	G	Auburn
12	324	Bill Capece	K	Florida State

Draft Notes
• 1 – Pick traded to Oakland along with 1981 second round pick (48 overall) and 1982 second round pick (35 overall) for TE Dave Casper
• 2 – Pick traded to Oakland (see 1)
• 7a – Pick traded to Seattle along with 1980 10th round pick (274 overall) for LB Sammy Green
• 7b – Pick acquired from Oakland (see 1980, 7a)

1980

Rd.	Pick	Player	Pos.	College
1	25	(Traded to New England)		
2a	38	Angelo Fields	T	Michigan State
2b	52	Daryle Skaugstad	DT	California
3	79	Tim Smith	WR	Nebraska
4	106	Chris Combs	TE	New Mexico
5	134	John Corker	LB	Oklahoma State
6	160	(Traded to New England)		
7a	182	Craig Bradshaw	QB	Utah State
7b	190	(Traded to N.Y. Jets)		
8	217	Harold Bailey	QB/TE	Oklahoma State
9	244	Ed Harris	RB	Bishop
10	274	(Traded to Seattle)		
11	301	Eddie Preston	WR	Western Kentucky
12	328	Wiley Pitts	WR	Temple

Draft Notes
• 1 – Pick traded to New England along with sixth round pick (160 overall) for T Leon Gray
• 2a – Pick acquired from Kansas City for QB Steve Fuller
• 6 – Pick traded to New England (see 1)
• 7a – Pick acquired from Oakland along with 1981 seventh round pick (193 overall) for DB Jack Tatum
• 7b – Pick traded to N.Y. Jets for WR Rich Caster
• 10 – Pick traded to Seattle along with 1981 seventh round pick (186 overall) for LB Sammy Green

1979

Rd.	Pick	Player	Pos.	College
1	23	(Traded to Kansas City)		
2a	31	Mike Stensrud	DE	Iowa State
2b	50	Jesse Baker	DE	Jacksonville State
3a	69	(Traded to Baltimore)		
3b	72	Kenny King	RB	Oklahoma
3c	78	(Traded to Tampa Bay)		
4	104	(Traded to San Diego)		
5	133	(Traded to Tampa Bay)		
6a	143	Daryl Hunt	LB	Oklahoma
6b	159	Mike Murphy	LB	S.W. Missouri
7	171	Tim Ries	DB	S.W. Missouri
8	214	Carter Hartwig	DB	Southern California
9	243	Rich Ellender	WR	McNeese State
10	(Pick used in 1978 supplemental draft)			
11	298	Mike Taylor	T	Georgia Tech
12	324	Wayne Wilson	RB	Shepherd

Draft Notes
• 1 – Pick traded to Kansas City for 1979 second round pick (31 overall) and 1980 second round pick (38 overall)
• 2a – Pick acquired in Kansas City trade (see 1)
• 3a – Pick traded to Baltimore for 1979 third round pick (72 overall) and seventh round pick (171 overall)
• 3b – Pick acquired in Baltimore trade (see 3a)
• 3c – Pick traded to Tampa Bay (see 1978, 1a)
• 4 – Pick traded to San Diego for QB Neal Jeffrey
• 5 – Pick traded to Tampa Bay (see 1978, 1a)
• 6a – Pick acquired from Buffalo for T Elbert Drungo
• 7 – Pick acquired in Baltimore trade (see 3a)
• 10 – Pick used on WR Johnnie Dirden (Sam Houston State) in 1978 supplemental draft

1978

Rd.	Pick	Player	Pos.	College
1a	1	Earl Campbell	RB	Texas
1b	17	(Traded to Tampa Bay)		
2	44	(Traded to Tampa Bay)		
3	73	Gifford Nielsen	QB	Brigham Young
4	98	Mike Renfro	WR	Texas Christian
5	127	(Traded to Kansas City)		
6	154	Conrad Rucker	TE	Southern
7	183	(Traded to Buffalo)		
8	210	J.C. Wilson	DB	Pittsburgh
9	239	Jim Mol	DE	Morningside
10	266	Steve Young	TE	Wake Forest
11	295	Willie Thicklen	WR	Alabama State
12	322	John Schuhmacher	G	Southern California

Draft Notes
• 1a – Pick acquired from Tampa Bay for 1978 first round pick (17 overall) and second round pick (44 overall), 1979 third round pick (78 overall) and fifth round pick (133 overall) and TE Jimmie Giles
• 1b – Pick traded to Tampa Bay (see 1a)
• 5 – Pick traded to Kansas City for WR Otis Taylor
• 7 – Pick traded to Buffalo for DE Jimmy Dean

1977

Rd.	Pick	Player	Pos.	College
1	11	Morris Towns	T	Missouri
2	38	George Reihner	G	Penn State
3a	65	(Traded to San Francisco)		
3b	66	Tim Wilson	RB	Maryland
3c	70	Jimmie Giles	TE	Alcorn State
3d	84	Rob Carpenter	RB	Miami (Ohio)
4a	95	(Traded to Kansas City)		
4b	98	Warren Anderson	WR	West Virginia State
5		(Choice forfeited)		
6a	148	Gary Woolford	DB	Florida State
6b	165	David Carter	C	Western Kentucky
7	178	(Traded to New York Giants)		
8a	198	Steve Davis	WR	Georgia
8b	205	Eddie Foster	WR	Houston
9	232	Bill Currier	DB	South Carolina
10	262	Harvey Hull	LB	Mississippi State

ALL-TIME DRAFT SELECTIONS

11	289	Al Romano	LB	Pittsburgh
12	316	Ove Johansson	K	Abilene Christian

Draft Notes
• 3a – Pick traded to San Francisco along with 1976 first round pick (21 overall) for RB Vic Washington
• 3b – Pick acquired from Green Bay along QB John Hadl and DB Ken Ellis for QB Lynn Dickey
• 3c – Pick acquired from Miami along with fourth round pick (98 overall) for CB Ken Ellis
• 3d – Pick acquired from Oakland for WR Emmett Edwards
• 4a – Pick traded to Kansas City along with 1976 fifth round pick (144 overall) for WR Elmo Wright
• 4b – Pick acquired in Miami trade (see 3c)
• 6b – Pick acquired from New England
• 7 – Pick traded to N.Y. Giants for RB Joe Dawkins
• 8a – Pick acquired from Seattle for WR Steve Largent

1976

Rd.	Pick	Player	Pos.	College
1	21	(Traded to San Francisco)		
2	48	Mike Barber	TE	Louisiana Tech
3	79	(Traded to Kansas City)		
4a	113	(Traded to Oakland)		
4b	117	Steve Largent	WR	Tulsa
5	144	(Traded to Kansas City)		
6	173	Todd Simonsen	T	South Dakota State
7a	197	Larry Harris	DT	Oklahoma State
7b	202	(Traded to New England)		
8	229	Bobby Simon	T	Grambling State
9	256	Art Stringer	LB	Ball State
10	284	Steve Kincannon	QB	Humboldt State
11	311	Skip Walker	RB	Texas A&M
12a	324	Larry Bell	T	East Texas State
12b	337	(Traded to San Diego)		
13	368	Dan O'Rourke	WR	Colorado State
14	395	John Reimer	T	Wisconsin
15	422	Bobby Byars	DT	Cheyney
16	452	Claude Johnson	LB	Florida A&M
17	479	Allen Misher	WR	LSU

Draft Notes
• 1 – Pick traded to San Francisco along with 1977 third round pick (65 overall) for RB Vic Washington
• 3 – Pick traded to Kansas City
• 4a – Pick traded to Oakland along with 1975 fifth round pick (115 overall) for S Tommy Maxwell
• 4b – Pick acquired from L.A. Rams
• 5 – Pick traded to Kansas City along with 1977 fourth round pick (95 overall) for WR Elmo Wright
• 7a – Pick acquired from Denver for DB Jeff Severson
• 7b – Pick traded to New England for TE Bob Adams
• 12a – Pick acquired from Cleveland for WR Willie Miller
• 12b – Pick traded to San Diego for WR Jerry LeVias

1975

Rd.	Pick	Player	Pos.	College
1a	6	Robert Brazile	LB	Jackson State
1b	15	Don Hardeman	RB	Texas A&M-Kingsville
2	40	Emmett Edwards	WR	Kansas
3	65	(Traded to Atlanta)		
4	90	(Traded to Dallas)		
5	115	(Traded to Oakland)		
6	146	Jesse O'Neal	DE	Grambling State
7a	162	Mike Biehle	T	Miami (Ohio)
7b	171	Mark Cotney	DB	Cameron
8	196	Jerry Lawrence	DT	South Dakota State
9	221	Bob Bruer	TE	Minn St.-Mankato
10	246	Alan Pringle	K	Rice
11	271	John Sawyer	TE	Southern Mississippi
12	302	Willie Miller	WR	Colorado State
13	327	Ricky Scales	WR	Virginia Tech
14	352	Jody Medford	G	Rice
15	377	Jack Holmes	RB	Texas Southern
16	402	Ken Lambert	DB	Virginia Tech
17	427	Ricky Seeker	C	Texas A&M

Draft Notes
• 1a – Pick acquired from Kansas City along with DT Curley Culp for DE John Matuszak
• 3 – Pick traded to Atlanta for LB Buane Benson
• 4 – Pick traded to Dallas for WR Mike Montgomery
• 5 – Pick traded to Oakland along with 1976 fourth round pick (113 overall) for S Tommy Maxwell
• 7a – Pick acquired from Kansas City for RB Bill Thomas

1974

Rd.	Pick	Player	Pos.	College
1	1	(Traded to Dallas)		
2	27	(Traded to Buffalo)		
3	53	(Traded to Dallas)		
4	79	Steve Manstedt	LB	Nebraska
5	105	(Traded to Washington)		
6a	131	(Traded to New Orleans)		
6b	154	Booker Brown	G	Southern California
7	157	Leonard Fairley	DB	Alcorn State
8	183	Mike McCoy	DB	Western Kentucky
9	209	(Traded to New England)		
10	235	(Traded to New Orleans)		
11	261	Steve Taylor	C	Auburn
12	287	Ricky Browne	LB	Florida
13	313	Dan Dixon	G	Boise State
14	339	(Traded to Buffalo)		
15	365	Billy Johnson	WR	Widener
16	391	Matthew Williams	RB	N.E. Louisiana
17	417	Bill Hedge	T	N.W. Missouri State

Draft Notes
• 1 – Pick traded to Dallas along with 1974 third round pick (53 overall) for DE Tody Smith and WR Billy Parks
• 2 – Pick traded to Buffalo for LB Al Cowlings
• 3 – Pick traded to Dallas (see 1)
• 5 – Pick traded to Washington for S Alvin Haymond
• 6a – Pick traded to New Orleans along with 10th round pick (235 overall) for RB James Ford
• 6b – Pick acquired from L.A. Rams for DE Bob Crum
• 9 – Pick traded to New England for LB Steve Kiner
• 10 – Pick traded to New Orleans (see 6a)
• 14 – Pick traded to Buffalo for T Levert Carr

1973

Rd.	Pick	Player	Pos.	College
1a	1	John Matuszak	DE	Tampa
1b	14	George Amundson	RB	Iowa State
2	27	(Traded to Kansas City)		
3a	53	(Traded to New Orleans)		
3b	61	(Traded to Baltimore)		
4	79	Gregg Bingham	LB	Purdue
5	105	Edesel Garrison	WR	Southern California
6	131	Ron Mayo	TE	Morgan State
7	157	Shelby Jordan	T	Washington (Mo.)
8	183	Joe Blahak	DB	Nebraska
9	209	Mark Williams	K	Rice
10	235	Darrell Vaughn	DT	Northern Colorado
11	261	Larry Eaglin	DB	Stephen F. Austin
12	287	Brad Lyman	WR	UCLA
13	313	Willie Martin	G	N.E. Oklahoma
14	339	Ron Lou	C	Arizona State
15	365	Roger Goree	LB	Baylor
16	391	Tim Dameron	WR	East Carolina
17	417	Randy Braband	LB	Texas

Draft Notes
• 1b – Pick acquired from Atlanta for DT Mike Tilleman

ALL-TIME DRAFT SELECTIONS

• 2 – Pick traded to Kansas City
• 3a – Pick traded along with 1972 second round pick (31 overall) for DT Mike Tilleman
• 3b – Pick acquired from Denver for QB Charley Johnson; Pick traded to Baltimore for C Bill Curry

1972

Rd.	Pick	Player	Pos.	College
1	6	Greg Sampson	DE	Stanford
2	31	(Traded to New Orleans)		
3a	56	Lewis Jolley	RB	North Carolina
3b	75	Solomon Freelon	G	Grambling State
4	84	(Traded to St. Louis)		
5	109	(Traded to Denver)		
6a	134	Joe Bullard	DB	Tulane
6b	136	Elmer Allen	LB	Mississippi
7	162	Eric Hutchinson	DB	Northwestern
8	187	Guy Roberts	LB	Maryland
9	212	Willie Postler	T	Montana
10a	240	Rhett Dawson	WR	Florida State
10b	259	Jimmy Butler	TE	Tulsa
11	264	Ron Evans	T	Baylor
12	290	Willie Rodgers	RB	Jackson State
13	318	Willie Roberts	DB	Houston
14	343	Gary Crockett	C	Lamar
15	368	(Traded to Pittsburgh)		
16	396	Guy Murdock	C	Michigan
17	421	Kelly Cochrane	QB	Miami (Fla.)

Draft Notes
• 2 – Pick traded along with 1973 third round pick (53 overall) for DT Mike Tilleman
• 3b – Pick acquired from Kansas City
• 4 – Pick traded to St. Louis for LB Dave Olerich
• 5 – Pick traded to Denver for Cleo Johnson
• 6b – Pick acquired from Denver
• 15 – Pick traded to Pittsburgh for Worthy McClure

1971

Rd.	Pick	Player	Pos.	College
1	3	Dan Pastorini	QB	Santa Clara
2	31	(Traded to New Orleans)		
3	56	Lynn Dickey	QB	Kansas State
4	81	Larron Jackson	T	Missouri
5	109	Willie Armstrong	RB	Grambling State
6	134	Willie Alexander	DB	Alcorn State
7a	159	Phil Croyle	LB	California
7b	174	Larry Watson	T	Morgan State
8	187	(Traded to Denver)		
9	212	Floyd Rice	TE	Alcorn State
10	237	Russ Price	DE	North Carolina Central
11	265	Macon Hughes	WR	Rice
12	290	John Thompson	G	Minnesota
13	315	Joe Hoing	G	Arkansas Tech
14	343	Dick Adams	DB	Miami (Ohio)
15	368	Andy Hopkins	RB	Stephen F. Austin
16	393	Moses Denson	RB	Maryland-E. Shore
17	421	Calvin Fox	LB	Michigan State

Draft Notes
• 2 – Pick traded to New Orleans
• 7b – Pick acquired from New York Giants
• 8 – Pick traded to Denver

1970

Rd.	Pick	Player	Pos.	College
1	14	Doug Wilkerson	G	North Carolina Central
2a	31	Leo Brooks	DT	Texas
2b	40	Bill Dusenberry	RB	Johnson Smith
3	66	(Traded to Cleveland)		
4	92	Spike Jones	P	Georgia
5a	110	Ron Saul	G	Michigan State
5b	118	Ed Duley	DT	Northern Arizona
6	144	Benny Johnson	DB	Johnson Smith
7	170	Charles Olson	DB	Concordia College
8	196	Mike McClish	T	Wisconsin
9	222	Charles Blossom	DE	Texas Southern
10	248	Joe Dawkins	RB	Wisconsin
11	274	Robert Morris	C	Duke
12	300	Richard Dawkins	TE	Johnson Smith
13	326	Jess Lewis	LB	Oregon State
14	352	Claire Rasmussen	G	Wisconsin-Oshkosh
15	378	Dave Sharp	T	Stanford
16		No choice		
17	430	Julian Fagan	P	Mississippi

Draft Notes
• 2a – Pick acquired from Boston
• 3 – Pick traded to Cleveland
• 5a – Pick acquired from Cincinnati
• 16 – Pick used on underclassman (WR Chris Myers, Kenyon)

1969

Rd.	Pick	Player	Pos.	College
1	15	Ron Pritchard	LB	Arizona State
2	40	Jerry LeVias	WR	Southern Methodist
3a	65	Elbert Drungo	T	Tennessee State
3b	78	Rich Johnson	RB	Illinois
4a	93	Charlie Joiner	WR	Grambling
4b	96	Roy Gerela	K	New Mexico State
5	118	Johnny Peacock	S	Houston
6	143	Willie Grate	WR	South Carolina State
7	171	Mike Richardson	RB	Southern Methodist
8	196	Glenn Woods	DT	Prairie View
9	221	Ed Watson	LB	Grambling
10a	249	Joe Pryor	TE	Boston College
10b	256	Bob Naponic	QB	Illinois
11	274	Terry May	DE	Southern Methodist
12	299	George Resley	DT	Texas A&M
13	327	Richard Pickens	RB	Tennessee
14	352	Roy Don Reeves	DB	South Carolina
15	377	John Tyszkiewicz	G	Chattanooga
16	405	Lloyd Wainscott	LB	Texas
17	430	Hank Autry	C	Southern Mississippi

Draft Notes
• 3b – Pick acquired from New York Jets
• 4b – Pick acquired from San Diego
• 10b – Pick acquired from Oakland

1968

Rd.	Pick	Player	Pos.	College
1	22	(Traded to Kansas City)		
2	49	Mac Haik	WR	Mississippi
3	77	Elvin Bethea	DE	North Carolina A&T
4	105	Jim Beirne	WR	Purdue
5	133	Bob Longo	TE	Pittsburgh
6	160	(Traded to Cincinnati)		
7	187	Paul Toscano	DB	Wyoming
8	214	(Traded to New York)		
9a	224	Bob Robertson	T	Illinois
9b	240	(Traded to Miami)		
10a	263	Joe Peace	LB	Louisiana Tech
10b	268	Tom Domres	DT	Wisconsin
11	295	Bill Halley	TE	La Verne
12	322	Barry Lischner	RB	Missouri
13	349	Jim Dousay	RB	Louisiana State
14	376	Rich Stotter	LB	Houston
15	403	(Traded to San Diego)		
16	430	Bob Smith	S	Miami (Ohio)
17	457	Billy Alsbrooks	DB	North Carolina Central

Draft Notes
• 1 – Pick traded to Kansas City along with QB Jacky Lee and DT Ernie

ALL-TIME DRAFT SELECTIONS

Ladd for QB Pete Beathard
• 6 – Pick traded to Cincinnati
• 8 – Pick traded to New York Jets
• 9a – Pick acquired from Boston
• 9b – Pick traded to Miami
• 10a – Pick acquired from San Diego
• 15 – Pick traded to San Diego

1967

Rd.	Pick	Player	Pos.	College
1a	5	George Webster	LB	Michigan State
1b	23	Tom Regner	G	Notre Dame
2a	30	Bob Davis	QB	Virginia
2b	49	Roy Hopkins	RB	Texas Southern
3	56	Larry Carwell	CB	Iowa State
4	86	Carel Stith	DT	Nebraska
5a	111	Pete Johns	S	Tulane
5b	118	Willie Parker	DT	Arkansas AM&N
5c	127	Zeke Moore	CB	Lincoln
6	136	Pete Barnes	LB	Southern
7	164	Ed Carrington	TE	Virginia
8a	189	Johnny Brunson	RB	Benedict
8b	201	Sharon Washington	WR	N.E. Missouri
9	214	Ken Houston	S	Prairie View
10a	242	Woody Campbell	RB	Northwestern
10b	261	Tim Sheehan	C	Stanford
11	267	Harold Decker	DE	Kalamazoo
12	292	(Traded to Buffalo)		
13	319	(Traded to Buffalo)		
14	345	Henry Hailstock	G	Lincoln
15	370	Marvin McQueen	LB	Mississippi
16	398	Rex Keeling	K	Samford
17	423	Larry Lee	WR	Texas A&M

Draft Notes
• 1b – Pick acquired from Dallas along with second round pick (49 overall) and two fifth round picks (118 and 127 overall) for T Ralph Neely
• 2b – Pick acquired from Dallas (see 1b)
• 5b – Pick acquired from Dallas (see 1b)
• 5c – Pick acquired from Dallas (see 1b)
• 8b – Pick acquired from Oakland
• 10b – Pick acquired from Kansas City for C Wayne Frazier in 1966
• 12 – Pick traded to Buffalo
• 13 – Pick traded to Buffalo

1966 Redshirt Draft

Rd.	Pick	Player	Pos.	College
1		Tom Fisher	LB	Tennessee
2		Tim Van Galder	QB	Iowa State
3		Ralph Dunlop	T	Baylor
4		Bill Davis	QB	Lamar Tech
5		Richard Gover	T	Virginia State
6		John Gary	T	Grambling
7		Clyde Pettaway	T	North Carolina A&T
8		Roger Marshall	QB	Baylor
9		Lee Garner	LB	Mississippi
10		Dan Goich	T	California
11		Charles Arkwright	T	Georgia

1966

Rd.	Pick	Player	Pos.	College
1	5	Tommy Nobis	LB	Texas
2	12	Stan Hindman	G	Mississippi
3	21	George Rice	DT	Louisiana State
4	28	George Allen	T	West Texas State
5	37	Hoyle Granger	FB	Mississippi State
6	45	Dave Long	E	Iowa
7	54	Hartwell Menefee	DB	New Mexico State
8	67	Dan Bland	DB	Mississippi State
9	77	Dick Suffell	DB	S.W. Texas State
10	86	Wilbur Aylor	G	S.W. Texas State
11	95	Monte Ledbetter	E	N.W. Louisiana
12	104	Harry Day	E	Memphis State
13	113	Fred Zimmerman	LB	Toledo
14	122	Butch Lince	T	North Dakota
15	131	Tommy Dillard	T	Austin Peay
16	140	Steve Smith	E	Michigan
17	149	Lyle Loebach	T	Simpson
18	158	Ed Buzzell	QB	Ottawa
19	167	Frank Fuller	T	Drake
20	176	Dave Odegaard	T	Bemidji State

1965 Redshirt Draft

Rd.	Pick	Player	Pos.	College
1		Donny Anderson	HB	Texas Tech
2		Glen Ray Hines	T	Arkansas
3		Mike Shinn	E	Kansas
4		Ollie Cordill	QB	Memphis State
5		Jerry Crumpler	T	Missouri
6		(Pick to Oakland)		
7		Leo Lowery	FB	Texas Tech
8		Len Sears	T	South Carolina
9		Tom Bleick	HB	Georgia Tech
10		George Hafner	QB	McNeese State
11		Bill Anderson	QB	Tulsa
12		Harlan Lane	E	Baylor

1965

Rd.	Pick	Player	Pos.	College
1	2	Lawrence Elkins	E	Baylor
2a	10	Malcolm Walker	C	Rice
2b	15	Ralph Neely	T	Oklahoma
3	18	Ernie Koy	HB	Texas
4	26	Bobby Maples	LB	Baylor
5	34	Frank Molden	T	Jackson State
6	42	Dennis Murphy	T	Florida State
7		(Pick to Kansas City)		
8a	58	Ray Ogden	HB	Alabama
8b	59	Roy Hilton	LB	Jackson State
9	66	George Kinney	DT	Wiley
10	74	Maxie Williams	G	S.E. Louisiana
11		(Pick to Oakland)		
12	90	Bob Reed	G	Tennessee State
13	98	Bob Felts	HB	Florida A&M
14	106	Norman Evans	T	Texas Christian
15	114	Tony Guillory	LB	Lamar Tech
16	122	Junior Coffey	RB	Washington
17	130	Jim Grisham	FB	Oklahoma
18a	138	Russ Mundy	FB	West Texas State
18b	143	Russell Wayt	LB	Rice
19	146	Frank Fox	T	Sam Houston State
20	154	Gus Brezina	G	Houston

Draft Notes
• 2b – Pick acquired from Boston
• 7 – Pick traded to Kansas City
• 8b – Pick acquired from Oakland
• 11 – Pick traded to Oakland

1964

Rd.	Pick	Player	Pos.	College
1	6	Scott Appleton	DT	Texas
2a	9	Charley Taylor	HB	Arizona State
2b	14	Billy Truax	E	Louisiana State
3	22	Bobby Crenshaw	G	Baylor
4	30	Ode Burrell	HB	Mississippi State
5a	33	John Varnell	DT	West Texas State
5b	38	Sid Blanks	HB	Texas A&I
6	46	Dave Wilcox	DE	Oregon
7	54	(Traded to Denver)		
8	62	Ezell Seals	HB	Prairie View
9	70	Jerry Burton	HB	N.W. Louisiana
10	78	Sammy Odeom	LB	N.W. Louisiana
11	86	Owen Dejanovich	G	Arizona State

ALL-TIME DRAFT SELECTIONS

12	94	Benny Nelson	DB	Alabama
13	102	(Traded to Kansas City)		
14	110	Ken Henson	C	Texas Christian
15	118	Pat Crain	FB	Clemson
16	126	Bill Munson	QB	Utah State
17	134	Dick Leeuwenburg	T	Stanford
18	142	Bob Nichols	T	Stanford
19	150	Carl Robinson	T	Prairie View
20	158	Pete Jaquess	DB	Eastern New Mexico
21	166	Jerry Cole	E	S.W. Texas State
22	174	Ed Kessler	FB	North Carolina
23	182	Jim Whitehead	T	Georgia
24	190	John Garrett	LB	Oklahoma
25	198	Dick Bowe	T	Rice
26	206	Alex Zenko	T	Kent State

Draft Notes
- 2a – Pick acquired from Denver
- 5a – Pick acquired from Denver
- 7 – Pick traded to Denver
- 13 – Pick traded to Kansas City

1963

Rd.	Pick	Player	Pos.	College
1	6	Danny Brabham	LB	Arkansas
2	15	Don Estes	T	Louisiana State
3	22	Jerry Cook	HB	Texas
4a	25	Lee Roy Caffey	LB	Texas A&M
4b	31	Jerry Hopkins	C	Texas A&M
5a	33	Homer Jones	RB	Texas Southern
5b	38	Don Chuy	T	Clemson
6	47	Lionel Aldridge	DE	Utah State
7	54	Johnny Baker	LB	Mississippi State
8	63	Jim Burson	HB	Auburn
9	70	Ed Burke	T	Notre Dame
10	78	(Traded to Denver)		
11a	84	Tom Brown	G	Pittsburgh
11b	86	(Traded to Boston)		
12	95	(Traded to Oakland)		
13	102	(Traded to Oakland)		
14	111	Don Trull	QB	Baylor
15	118	No choice		
16	127	Rex Benson	T	Miami
17	134	Jerry Griffin	E	Louisiana Tech
18	143	Paul Lea	HB	Oklahoma
19	150	Bob Hoover	HB	Florida
20	159	Wayne Lee	C	Oklahoma
21	166	Staley Faulkner	T	Texas
22	175	Sam Byer	LB	Texas A&M
23	182	Gene Raesz	E	Rice
24	191	Bob Burton	T	Grambling
25	198	Gary Kaltenbach	T	Pittsburgh
26	207	Dave Thiesen	HB	Nebraska
27	214	Al Hildebrand	T	Stanford
28	223	Tim Stein	C	Miami (Ohio)
29	230	Oliver Ross	T	West Texas State

Draft Notes
- 4a – Pick acquired from Oakland
- 5a – Pick acquired from Oakland
- 10 – Pick traded to Denver
- 11a – Pick acquired from Buffalo
- 11b – Pick traded to Boston
- 12 – Pick traded to Oakland
- 13 – Pick traded to Oakland
- 15 – Pick used on underclassman (HB Joe Don Looney, Oklahoma)

1962

Rd.	Pick	Player	Pos.	College
1	7	Ray Jacobs	DT	Howard Payne
2	15	Earl Gros	FB	Louisiana State
3	23	Pete Case	T	Georgia
4a	30	Gary Cutsinger	DE	Oklahoma State
4b	31	(Traded to San Diego)		
5	39	Bill Rice	E	Alabama
6	47	Ray Pinion	G	Texas Christian
7	55	Gus Gonzales	G	Tulane
8	63	Clyde Brock	DT	Utah State
9	71	Larry Onesti	LB	Northwestern
10	79	Bob Moses	E	Texas
11	87	John Thomas	G	McMurry
12	95	Jack Collins	HB	Texas
13	103	Royce Cassell	E	New Mexico State
14	111	Glynn Griffing	QB	Mississippi
15	119	Ken Shaffer	T	Marquette
16	127	Bill Ray Adams	FB	Mississippi
17	135	Bill Miller	DT	N.M. Highlands
18	143	Art Perkins	HB	North Texas State
19	151	Bobby Jancik	DB	Lamar Tech
20	159	Joe Bob Isbell	G	Houston
21	167	Roland Jackson	FB	Rice
22	175	Ken Bolin	HB	Houston
23	183	Bill Van Buren	C	Iowa
24	191	Boyd Melvin	T	Northwestern
25	199	Bob Johnson	T	Rice
26	207	Harold Hays	G	Mississippi Southern
27	215	Roger McFarland	HB	Kansas
28	223	Gary Henson	E	Colorado
29	231	Ron Osborne	T	Clemson
30	239	Bob Clemens	HB	Pittsburgh
31	247	Al Kimbrough	HB	Northwestern
32	255	Bernard Wyatt	HB	Iowa
33	263	Al Lerderle	E	Georgia Tech
34	271	Don Talbert	T	Texas

Draft Notes
- 4a – Pick acquired from Boston
- 4b – Pick traded to San Diego

1961

Rd.	Pick	Player	Pos.	College
1	8	Mike Ditka	E	Pittsburgh
2	16	Tom Goode	C	Mississippi State
3	24	Walter Suggs	T	Mississippi State
4	32	Bobby Walden	HB	Georgia
5	40	Monte Lee	LB	Texas
6	48	Jake Gibbs	QB	Mississippi
7	56	Dick Reynolds	T	N.C. State
8	64	Houston Antwine	G	Southern Illinois
9	72	Ralph White	T	Bowling Green
10	80	Charles Lee	C	Iowa
11	88	Robert Bird	G	Bowling Green
12	96	Bob McLeod	E	Abilene Christian
13	104	Gerald Hinton	G	Louisiana Tech
14	112	Jimmy King	T	Clemson
15	120	Dennis Ferriter	C	Marquette
16	128	Larry Wood	HB	Northwestern
17	136	Sam Fewell	T	South Carolina
18	144	Ike Grimsley	HB	Michigan State
19	152	Myron Pearson	HB	Colorado
20	160	Lewis Johnson	HB	Florida A&M
21	168	Ron Miller	QB	Wisconsin
22	176	Bob Kelly	E	New Mexico State
23	184	James Anderson	FB	Mississippi
24	192	Ken Gregory	E	Whittier
25	200	Jack Kreider	HB	Tulsa
26	208	Don Fuell	QB	Mississippi Southern
27	216	Boyd King	C	Rice
28	224	John Frongillo	C	Baylor
29a	229	Tom Lewis	E	Lake Forest
29b	232	Errol Linden	DE	Houston
30	240	Jim Stroud	T	Rice

ALL-TIME DRAFT SELECTIONS

Draft Notes
- 29a – Pick acquired from N.Y. Titans

1960

First Selections

Player	Pos.	College
Peter Arena	G	Northwestern
Dick Bass	HB	Pacific West
William Bohler	T	St. Ambrose
Larry Cadwell	T	Louisville
Billy Cannon	HB	Louisiana State
Doug Cline	LB	Clemson
DeJustice Coleman	HB	Illinois
Bob Crandall	HB	New Mexico
Cleatus Drinnon	C	Hardin-Simmons
John Gremer	G	Illinois
George Herring	T	North Texas State
Don Hitt	C	Oklahoma State
Steve Johnson	QB	Pepperdine
John Lands	E	Montana
Jacky Lee	QB	Cincinnati
Bruce Maher	HB	Detroit
Don Mattson	T	Southern California
Mike McGee	G	Duke
Hugh McInnis	E	Mississippi State
Max Messner	T	Cincinnati
George Mulholland	E	New Mexico State
Gary O'Steen	HB	Alabama
Gene Prebola	E	Boston University
Palmer Pyle	T	Michigan State
William Roach	T	Texas Christian
Christian Simms	E	Rutgers
Phillip Snowden	QB	Missouri
Don Underwood	T	McNeese State
Duane Whetstone	FB	George Washington
Bob White	FB	Ohio State
Maury Youmans	T	Syracuse

Second Selections

Player	Pos.	College
Clair Branch	RB	Texas
Dave Chamberlain	HB	Miami (Ohio)
Stan Fanning	DE	Idaho
Don Cochran	T	Alabama
Jim Glasgow	T	Jackson State
Dave Graham	E	Virginia
Bob Haas	HB	Missouri
Lowell Hughes	QB	Kent State
Dale Johannson	T	Augustana
Jim Marshall	DT	Ohio State
Ron Morrison	T	New Mexico
Jerry Muennink	C	Texas
Paul Oglesby	T	UCLA
John Peppercorn	E	Kansas
Bob Peterson	C	Oregon
Bob Talamini	G	Kentucky
Bob Towns	E	Georgia
Bob Wasden	E	Auburn
Jim Welch	HB	Southern Methodist
Jim Wolff	HB	Panhandle A&M

FREE AGENCY HISTORY

1989

Plan B

Players Signed (7)

FB Carl Byrum (Buffalo)
DE Mark Garalczyk (Jets)
WR Kenny Jackson (Philadelphia)
TE Calvin Magee (Tampa Bay)
LB Matt Monger (Jets)
DE/TE Colin Scotts (Arizona)
C/G George Yarno (Atlanta)

Players Lost (13)

DE Robert Banks (Cleveland)
S Keith Bostic (Indianapolis)
LB Toby Caston (Detroit)
LB Kurt Crain (Green Bay)
T John Davis (Buffalo)
WR Willie Drewrey (Tampa Bay)
LB Mark Dusbabek (Minnesota)
QB Brent Pease (Miami)
RB Spencer Tillman (San Francisco)
T David Viaene (New England)
FB Ray Wallace (Pittsburgh)
T Doug Williams (Seattle)
TE Jamie Williams (San Francisco)

1990

Plan B

Players Signed (8)

S David Arnold (Pittsburgh)
WR Bernard Ford (Dallas)
WR Carl Harry (Washington)
DE Ezra Johnson (Indianapolis)
S Terry Kinard (Giants)
S Leander Knight (Jets)
WR Geral McNeil (Cleveland)
G Tommy Robinson (Atlanta)

Players Lost (7)

S Jeff Donaldson (Chiefs)
S Tracey Eaton (Arizona)
FB Tracy Johnson (Atlanta)
TE Bob Mrosko (Giants)
DE Anthony Spears (Dallas)
TE Chris Verhulst (Denver)
C/G George Yarno (Green Bay)

1991

Plan B

Players Signed (7)

DE Robert Banks (Cleveland)
S Eric Bergeson (Atlanta)
LB Rick Graf (Miami)
S John Hagy (Buffalo)
WR Richard Johnson (Detroit)
WR Cedric Jones (New England)
RB Kerry Porter (Denver)

Players Lost (4)

CB Steve Brown (San Francisco)
RB Victor Jones (New England)
S Brett Tucker (Buffalo)
K Tony Zendejas (Los Angeles)

1992

Plan B

Players Signed (3)

CB Jerry Gray (Los Angeles)
WR Jeff Query (Green Bay)
RB Spencer Tillman (San Francisco)

Players Lost (4)

LB Eric Fairs (Buffalo)
WR Drew Hill (Atlanta)
WR Alex Johnson (New England)
WR Tony Jones (Atlanta)

FREE AGENCY HISTORY

1993
Players Signed (2)
WR Willie Drewrey (Tampa Bay)
LB Robert Lyles (Atlanta)

Players Lost (3)
LB Rick Graf (Washington)
CB Jerry Gray (Tampa Bay)
T Don Maggs (Denver)

1994
Players Signed (5)
TE Pat Carter (Rams)
P Rich Camarillo (Arizona)
QB Sean Salisbury (Minnesota)
DE Kenny Davidson (Pittsburgh)
RB Todd McNair (Kansas City)

Players Lost (3)
DE William Fuller (Philadelphia)
DE Sean Jones (Green Bay)
P Greg Montgomery (Detroit)

1995
Players Signed (5)
QB Chris Chandler (Rams)
KR Mel Gray (Detroit)
C Mark Stepnoski (Dallas)
T Irv Eatman (Atlanta)
WR Derek Russell (Denver)

Players Lost (5)
LB Lamar Lathon (Carolina)
S Bo Orlando (San Diego)
DE Tim Roberts (New England)
G Bill Schultz (Denver)
RB Lorenzo White (Cleveland)

1996
Players Signed (4)
WR Willie Davis (Kansas City)
RB Ronnie Harmon (San Diego)
S Rafael Robinson (Seattle)
P Reggie Roby (Tampa Bay)

Players Lost (1)
LB Eddie Robinson (Jacksonville)

1997
Players Signed (2)
QB Dave Krieg (Chicago)
LB Lonnie Marts (Tampa Bay)

Players Lost (2)
LB Michael Barrow (Carolina)
CB Cris Dishman (Washington)

1998
Players Signed (3)
TE Jackie Harris (Tampa Bay)
P Craig Hentrich (Green Bay)
WR Yancey Thigpen (Pittsburgh)

Players Lost (1)
G Kevin Donnalley (Miami)

1999
Players Signed (5)
DT Jason Fisk (Minnesota)
DT Mike Jones (New England)
FB Lorenzo Neal (Tampa Bay)
QB Neil O'Donnell (Cincinnati)
DE Mike Frederick (Jets)

Players Lost (3)
DE Anthony Cook (Washington)
C Mark Stepnoksi (Dallas)
DT Gary Walker (Jacksonville)

2000
Players Signed (2)
LB Randall Godfrey (Dallas)
T Fred Miller (St. Louis)

Players Lost (5)
LB Joe Bowden (Dallas)
LB Doug Colman (Oakland)
S Anthony Dorsett (Oakland)
TE Jackie Harris (Dallas)
T Jon Runyan (Philadelphia)

2001
Players Signed (2)
K Joe Nedney (Carolina)
CB DeRon Jenkins (San Diego)

Players Lost (2)
DE Kenny Holmes (N.Y. Giants)
CB Denard Walker (Denver)

2002
Players Signed (4)
S Lance Schulters (San Francisco)
FB Greg Comella (N.Y. Giants)
C Jeff Smith (Jacksonville)
RB Robert Holcombe (St. Louis)

Players Lost (4)
DT Jason Fisk (San Diego)
DT Josh Evans (N.Y. Jets)
LB Greg Favors (Indianapolis)
C Kevin Long (Jacksonville)

2003
Players Signed (0)

Players Lost (5)
WR Kevin Dyson (Carolina)
DT John Thornton (Cincinnati)
CB Dainon Sidney (Buffalo)
CB Donald Mitchell (Dallas)
S Rich Coady (Indianapolis)

2004
Players Signed (0)

Players Lost (2)
DE Jevon Kearse (Philadelphia)
DT Robaire Smith (Houston)

2005
Players Signed (1)
DE Kyle Vanden Bosch (Arizona)

Players Lost (4)
RB Antowain Smith (New Orleans)
WR Eddie Berlin (Chicago)
CB Andre Dyson (Seattle)
TE Shad Meier (New Orleans)

2006
Players Signed (4)
WR David Givens (New England)
S Chris Hope (Pittsburgh)
C Kevin Mawae (N.Y. Jets)
LB David Thornton (Indianapolis)

Players Lost (4)
LB Rocky Boiman (Dallas)
C Justin Hartwig (Carolina)
LB Brad Kassell (N.Y. Jets)
S Tank Williams (Minnesota)

2007
Players Signed (6)
LB Ryan Fowler (RFA-Dallas)
WR Justin Gage (Chicago)
CB Nick Harper (Indianapolis)
CB Kelly Herndon (Seattle)
QB Tim Rattay (Tampa Bay)
S Bryan Scott (New Orleans)

Players Lost (3)
WR Drew Bennett (St. Louis)
DT Robaire Smith (Cleveland)
WR Bobby Wade (Minnesota)

2008
Players Signed (7)
TE Dwayne Blakley (Atlanta)
CB Chris Carr (RFA-Oakland)
TE Alge Crumpler (Atlanta)
DE Jevon Kearse (Philadelphia)
WR Justin McCareins (N.Y. Jets)
OT Jake Scott (Indianapolis)
LB Josh Stamer (Buffalo)

Players Lost (8)
G Jacob Bell (St. Louis)
RB Chris Brown (Houston)
LB Gilbert Gardner (Detroit)
TE Ben Hartsock (Atlanta)
DE Travis LaBoy (Arizona)
DE Antwan Odom (Cincinnati)
DT Randy Starks (Miami)
TE Ben Troupe (Tampa Bay)

2009
Players Signed (5)
CB DeMarcus Faggins (Houston)
DT Jovan Haye (Tampa Bay)
WR Mark Jones (Carolina)
QB Patrick Ramsey (Denver)
WR Nate Washington (Pittsburgh)

Players Lost (6)
CB Chris Carr (Baltimore)
DT Albert Haynesworth (Washington)
WR Brandon Jones (San Francisco)
CB Eric King (Detroit)
T Daniel Loper (Detroit)
QB Chris Simms (Denver)

2010
Players Signed (6)
LB Will Witherspoon (Philadelphia)
P/K Ricky Schmitt (San Francisco)

FREE AGENCY HISTORY

DE Jason Babin (Philadelphia)
CB Tye Hill (Atlanta)
QB Chris Simms (Denver)
TE Sean Ryan (Washington)

Players Lost (2)
DE Kyle Vanden Bosch (Detroit)
TE Alge Crumpler (New England)

2011

Players Signed (11)
QB Matt Hasselbeck (Seattle)
DT Shaun Smith (Kansas City)
TE Daniel Graham (Denver)
LB Barrett Ruud (Tampa Bay)
CB Frank Walker (Minnesota)
S Jordan Babineaux (Seattle)
T Pat McQuistan (Miami)
S Anthony Smith (Green Bay)
T Adam Terry (Jacksonville)
RB Kestahn Moore (Washington)
WR Kevin Curtis (Kansas City)

Players Lost (4)
DE Jason Babin (Philadelphia)
QB Kerry Collins (Indianapolis)
LB Stephen Tulloch (Detroit)
TE Bo Scaife (Cincinnati)

2012

Players Signed (7)
G Steve Hutchinson (Minnesota)
DE Kamerion Wimbley (Oakland)
DE Leger Douzable (Jacksonville)
LB Zac Diles (Indianapolis)
G Kyle DeVan (Philadelphia)
C Jon Cooper (Minnesota)
S Aaron Francisco (Detroit)

Players Lost (6)
WR Donnie Avery (Indianapolis)
CB Cortland Finnegan (St. Louis)
S Chris Hope (Atlanta)
DE William Hayes (St. Louis)
DE Jason Jones (Seattle)
LB Barrett Ruud (Seattle)

2013

Players Signed (14)
S George Wilson (Buffalo)
LB Moise Fokou (Indianapolis)
RB Shonn Greene (N.Y. Jets)
DT Sammie Hill (Detroit)
G Andy Levitre (Buffalo)
TE Delanie Walker (San Francisco)
G/C Rob Turner (St. Louis)
QB Ryan Fitzpatrick (Buffalo)
S Bernard Pollard (Baltimore)
DE Ropati Pitoitua (Kansas City)
WR Kevin Walter (Houston)
C/G Chris Spencer (Chicago)
RB Jalen Parmele (Jacksonville)
DT Antonio Johnson (Indianapolis)

Players Lost (5)
TE Jared Cook (St. Louis)
LB Zac Diles (Kansas City)
G Leroy Harris (Detroit)
DT Sen'Derrick Marks (Jacksonville)
DE Jarius Wynn (San Diego)

2014

Players Signed (8)
RB Dexter McCluster (Kansas City)
DL Al Woods (Pittsburgh)
QB Charlie Whitehurst (San Diego)
LB Wesley Woodyard (Denver)
T Michael Oher (Baltimore)
LB Shaun Phillips (Denver)
G/C Eric Olsen (Pittsburgh)
WR Brian Robiskie (Atlanta)

Players Lost (4)
CB Alterraun Verner (Tampa Bay)
WR Damian Williams (Miami)
WR Kenny Britt (St. Louis)
QB Rusty Smith (N.Y. Giants)

ALL-TIME COACHES ROSTER

Andrus, Bart 1997-99, 2008
Armstrong, Neill 1962-63
Baggett, Charlie 1993-94
Baugh, Sammy 1964-65
Beatty, Bruce 1973
Beightol, Larry 1995
Bettis, Tom ..... 1986-87, '93-94
Biles, Ed ..... 1974-80, '81-83
Boghosian, Sam 1974-75
Bourgeois, Andy 1973-83
Breaux, Don 1972
Brown, Greg 1997-98
Brown, Steve 2012-13
Bugel, Joe 1977-80
Burke, Matt 2006-08
Bush, Frank 1992-94, 2011-12
Byner, Earnest 2008-09
Callahan, Ray 1981-82
Campbell, Hugh 1984-85
Carpenter, Lew 1973-74
Cecil, Chuck 2001-10
Childress, Joe 1966-70
* Chow, Norm 2005-07
Conkright, W.F. "Red" 1963-64
* Coury, Dick 1994-96
Croom, Sylvester 2013
Cunningham, Gunther 2001-03
* Dalton, O. Kay 1983-84
Devlin, John 1984-85
Devore, Hugh 1966-70
Dickson, George 1971
Dry, F.A 1966-70
Durden, Earnel 1973
Eddy, Jim 1990-92
Ettinger, John 1964
* Faragalli, Joe 1985
#$ Fisher, Jeff 1994-10
Fuller, Curtis 2011
Gaines, Gene 1984-85
Galat, Joe 1981
Galbraith, Marty 2005-10
Gambold, Bob 1978-82
Gannon, Jonathan 2012-13
Gilbert, O'Neill 1997-99
* Gilbride, Kevin 1989-94
Gillman, Sid 1973-74
Glanville, Jerry 1984-89
Graves, Fred 2007-10
Gray, Jerry 1997-00, 2011-13
Hauck, Tim 2009-10
* Heimerdinger, Mike ..... 2000-04, '08-10
Helton, Kim 1987-89
Henning, Dan 1972
Henshaw, George 1997-05, 2013
* Hill, King 1971-80
Hoffman, Steve 2013
Houston, Ken 1982-85
Huff, Gary 1986
Hughes, Ed 1971
Ivy, Frank "Pop" 1962-63
Jackson, Milt 1986-88
James, Ned 2002-05
* Jamieson, Dick 1986-87
Jefferson, Shawn 2013
Johnson, Craig 2000-10
Jones, June 1987-88
Jones, Ronnie 1993
Kaczor, Nate 2012-13
Lemm, Wally ..... 1960-61, '66-70
Lemmerman, Bruce 1984-85
* Loggains, Dowell 2008-13
London, Charles 2011
Lowry, Alan 1996-12
Madro, Joe 1972-74
Matthews, Bruce 2011-13
Maxie, Brett 2012-13
McCalmon, Miller 1986-87
McCullough, Ken 1976
McFadin, "Bud" Lewis 1966-70
McGinnis, Dave 2004-11
Millard, Keith 2012-13
Miller, Burnie 1971-73
$ Munchak, Mike 1995-13
# Nolan, Dick 1981
Norris, Rex 1995-98
Novak, Frank 1989-94
Padilla, Bob 1984-85
* Palmer, Chris 1990-92, 2011-12
Pardee, Jack 1990-94
Parlavecchio, Chet 2011-13
Peccatiello, Larry 1972-75
Pendergast, Clancy 1995
Perry, Rod 1995-96
Peterson, Bill 1972-73
Petitbon, Richie 1974-77
Phillips, O.A. "Bum" 1974-80
Phillips, Wade 1976-80
Pitts, Elijah 1981-83
Polsfoot, Fran 1968-71, 75-76
Purnell, Russ 1995-98
Ragone, Dave 2011-13
Rapp, Vic 1983
Reese, Floyd 1986-89
* Rhome, Jerry 1995-96
Rice, George 1975-76
Roberts, Al 1984-85
Robertson, Marcus 2007-11
Robinson, Wayne 1966-67
Rocker, Tracy 2011-13
Ryan, Buddy 1993
Rymkus, Lou ..... 1960-61, '65
Saban, Nick 1988-89
#* Schlinkman, Walt 1960-63, 1965-71, 1976
Schwartz, Jim 1999-08
Selcer, Dick 1981-82
Sherman, Ray 1988-89, 2005-06
* Shipp, Ken 1977-78
Shively, Doug 1986-89
* Shofner, Jim 1981-82
# Sidwell, Steve 1995-96
Simmons, Warren 1996
Simpson, Jackie 1972
Skipper, Jim 2011-12
Smith, Arthur 2011-13
Smith, Jerry 1972
Smith, Richard 1988-92
Smith, Sherman 1995-07
Speedie, Mac 1960-61
Spencer, Joe 1961-65
Stanley, Jim 1990-94
Staub, Ralph 1982-83
Steber, John 1964
* Steckel, Les 1995-99
Stewart, Rayna 2009-10
Studley, Chuck 1983
Taylor, Hugh "Bones" 1964-65
Thomas, Pat 1990-92
Valero, Art 2011
Vinklarek, Ronnie 2000
Wallner, Fred 1960-61
Walsh, Bill 1983-86
Walters, Steve 1999-05
Washburn, Jim 1999-10
Watterson, Steve 1988-13
Wessman, Richie 2009-10
Williams, Gregg 1993-00, 2013
Withers, Everett 2001-06
Woolley, Joe 1973-75
Young, Bob 1990-94
Young, John Paul 1978-80
Yowarsky, Walt 1971
Zernhelt, John 2006-12
Zwahlen, Ernie 1971

* Indicates offensive coordinator during tenure
# Indicates defensive coordinator during tenure
$ Indicates head coach during tenure

ALL-TIME HEAD COACHES SUMMARY

COACH	YEARS	WON	LOST	TIED	PCT.	PTS.	ALLOWED
Lou Rymkus*	1960-61	12	7	1	.625	546	414
Wally Lemm	1961, 1966-70	38	40	4	.487	1,785	1,702
Frank “Pop” Ivy	1962-63	17	12	0	.586	706	662
Sammy Baugh	1964	4	10	0	.285	310	355
Hugh “Bones” Taylor	1965	4	10	0	.285	298	429
Ed Hughes	1971	4	9	1	.321	251	330
Bill Peterson**	1972-73	1	18	0	.052	241	553
Sid Gillman	1973-74	8	15	0	.347	358	556
O.A. “Bum” Phillips	1975-80	59	38	0	.608	1,857	1,741
Ed Biles***	1981-83	8	23	0	.258	526	774
Chuck Studley	1983	2	8	0	.200	179	286
Hugh Campbell****	1984-85	8	22	0	.266	487	787
Jerry Glanville	1985-89	35	35	0	.500	1,535	1,637
Jack Pardee#	1990-94	44	35	0	.556	1,771	1,418
Jeff Fisher##	1994-2010	147	126	0	.538	5,872	5,719
Mike Munchak	2011-13	22	26	0	.458	1,017	1,069
Ken Whisenhunt	2014	-	-	-	-	-	-
TOTALS (includes postseason)	**1960-2014**	**413**	**434**	**6**	**.488**	**17,739**	**18,532**

* Released after five games in 1961
** Released after five games in 1973
*** Resigned after six games in 1983
**** Released after 14 games in 1985
# Released after 10 games in 1994
Took over after 10 games in 1994

ALL-TIME PLAYER ROSTER

A

56 **Abraham, Robert,** LB, N.C. State, 1982-87
67 **Ackerman, Tom,** G, Eastern Washington, 2002-03
58 **Adibi, Xavier,** LB, Virginia Tech, 2012
38 **Afalava, Al,** S, Oregon State, 2012
86 **Akiu, Mike,** WR, Hawaii, 1985-86
95/88 **Aldridge, Allen,** DE, Prairie View, 1971-72
79 **Aldridge, Kevin,** DE/DT, Southern Methodist, 2002
36 **Aldridge, Melvin,** S, Murray State, 1993
38 **Alexander, Dan,** RB/FB, Nebraska, 2001
19 **Alexander, Willie,** CB, Alcorn A&M, 1971-79
76/80 **Allen, Dalva,** DE, Houston, 1960-61
31 **Allen, Gary,** RB, Hawaii, 1982
73 **Allen, George,** DT, West Texas State, 1966-67
29 **Allen, Patrick,** CB, Utah State, 1985-90
56 **Allred, Colin,** LB, Baylor, 2007-10
76 **Alm, Jeff,** DT, Notre Dame, 1990-93
84/82 **Alston, Mack,** TE, Maryland State, 1973-76
54/64 **Amano, Eugene,** C/G, S.E. Missouri State, 2004-12
58 **Amato, Ken,** LS, Montana State, 2003-11
12 **Amundson, George,** RB, Iowa State, 1973-74
14 **Anderson, Billy,** QB, Tulsa, 1967
1 **Anderson, Gary,** K, Syracuse, 2003-04
22 **Anderson, Herbie,** CB, Texas A&I, 1991
83 **Anderson, Warren,** WR, West Virginia State,1978
70 **Appleton, Scott,** DT, Texas, 1964-66
22 **Archie, Mike,** RB, Penn State, 1996-98
39 **Armstrong, Adger,** RB, Texas A&M, 1980-82
86 **Arnold, Walt,** TE, New Mexico, 1982-83
Atchason, Jack, TE, Western Illinois, 1960
48 **Atkins, Bob,** S, Grambling, 1970-75
96 **Atkins, James,** DT, Virginia Union, 2002-03
61 **Autry, Hank,** C, Southern Mississippi, 1969-70
82 **Avery, Donnie,** WR, Houston, 2011
42 **Avery, Steve,** FB, Northern Michigan, 1989
56 **Ayers, Akeem,** LB, UCLA, 2011-13

B

33 **Babb, Gene,** LB, Austin College, 1962-63
93 **Babin, Jason,** DE, Western Michigan, 2010
26 **Babineaux, Jordan,** S, Southern Arkansas, 2011-12
80/11 **Bailey, Harold,** WR, Oklahoma State, 1981-83
82 **Bailey, Mario,** WR, Washington, 1992
57 **Bailey, Patrick,** LB, Duke, 2010-13
18 **Baker, Ed,** QB, Lafayette, 1972
75 **Baker, Jesse,** DE, Jacksonville State (Ala.), 1979-87
84 **Baker, Johnny,** LB, Mississippi State, 1963-66
12/18 **Baker, Melvin,** WR, Texas Southern, 1972
99 **Bakhtiari, Eric,** DE, San Diego, 2009
70 **Baldridge, Daniel,** T, Marshall, 2012
98 **Ball, Dave,** DE, UCLA, 2008-12
40 **Banfield, Tony,** CB, Oklahoma State, 1960-65
36 **Banks, Chuck,** FB, West Virginia Tech, 1987
97 **Banks, Robert,** DE, Notre Dame, 1988
49/86 **Barber, Mike,** TE, Louisiana Tech, 1976-81
28 **Barclay, Chris,** RB, Wake Forest, 2007
81 **Barden, Brandon,** TE, Vanderbilt, 2012-13
58 **Barnes, Pete,** LB, Southern, 1967-68
22/32 **Barnes, Tomur,** CB, North Texas, 1994-97
56/51 **Barrow, Micheal,** LB, Miami (Fla.), 1993-96
27 **Bass, Glen,** WR, East Carolina, 1967-68
22 **Battle, Jackie,** RB, Houston, 2013
63 **Baumgartner, Steve,** DE, Purdue, 1977-79
11 **Beathard, Pete,** QB, Southern California, 1967-69
78 **Beams, Byron,** DT, Notre Dame, 1961
17 **Beck, Braden,** K, Stanford, 1971
24 **Beckham, Tony,** CB, Wisconsin-Stout, 2002-05
81/88 **Beirne, Jim,** WR, Purdue, 1968-73, 1975-76
33 **Bell, Billy,** CB, Lamar, 1989
60 **Bell, Jacob,** G/T, Miami (Ohio), 2004-07
57 **Belotti, George,** C, Southern California, 1960-61
83/19 **Bennett, Drew,** WR, UCLA, 2001-06
52/50/51 **Benson, Duane,** LB, Hamline, 1974-76
82 **Berlin, Eddie,** WR, Northern Iowa, 2001-04
83 **Bergey, Bruce,** DT, UCLA, 1971
65 **Bethea, Elvin,** DE, North Carolina A&T, 1968-83
4 **Beverly, David,** P, Auburn, 1974
82 **Billingsley, Ron,** DT, Wyoming, 1971-72
54 **Bingham, Gregg,** LB, Purdue, 1973-84
21 **Birdsong, Craig,** S, North Texas State, 1987
2 **Bironas, Rob,** K, Georgia Southern, 2005-13
23 **Bishop, Blaine,** S, Ball State, 1993-01
66/63 **Bishop, Sonny,** G, Fresno State, 1964-69
27 **Blahak, Joe,** S, Nebraska, 1973
84 **Blakley, Dwayne,** TE, Missouri, 2008
16 **Blanda, George,** QB, Kentucky, 1960-66
42 **Blanks, Sid,** RB, Texas A&I, 1964-68
52 **Bockwoldt, Colby,** LB, Brigham Young, 2006
50 **Boiman, Rocky,** LB, Notre Dame, 2002-05

ALL-TIME PLAYER ROSTER

33 **Booker, Michael,** CB, Nebraska, 2000-01
25 **Bostic, Keith,** S, Michigan, 1983-88
37 **Botchan, Ron,** LB, Occidental, 1961
77 **Boucher, Scott,** G, N.E. Louisiana*, 1987
58/59 **Bowden, Joe,** LB, Oklahoma, 1992-99
52 **Boyette, Garland,** LB, Grambling, 1966-72
85 **Brabham, Danny,** LB, Arkansas, 1963-67
10 **Bradshaw, Craig,** QB, Utah State, 1980
58 **Brantley, John,** LB, Georgia, 1989
52 **Brazile, Robert,** LB, Jackson State, 1975-84
21 **Brezina, Bobby,** RB, Houston, 1963
92 **Briehl, Tom,** LB, Stanford, 1985-87
48 **Brinkley, Beau,** LS, Missouri, 2012-13
18 **Britt, Kenny,** WR, Rutgers, 2009-13
83 **Broadnax, Jerry,** TE, Southern, 1974
88 **Brooks, Billy,** WR, Oklahoma, 1981
73 **Brooks, Leo,** DT, Texas-Austin, 1970-72
29 **Brown, Chris,** RB, Colorado, 2003-07
22 **Brown, Don,** RB, Houston, 1960
31/33 **Brown, Gary,** RB, Penn State, 1991-95
79 **Brown, Kareem,** DL, Miami (Fla.), 2010
84 **Brown, Larry,** TE, Georgia, 1999-00
17/89 **Brown, Reggie,** WR, Alabama State, 1993-94
27 **Brown, Sonny,** S, Oklahoma, 1987
24 **Brown, Steve,** CB, Oregon, 1983-90
22 **Brown, Tony,** CB, Fresno State, 1992-93
97 **Brown, Tony,** DT, Memphis, 2006-10
55 **Brown, Zach,** LB, North Carolina, 2012-13
38 **Bryant, Domingo,** S, Texas A&M, 1987-88
81 **Bryant, Steve,** WR, Purdue, 1982-84
53 **Bulluck, Keith,** LB, Syracuse, 2000-09
Burke, Edward, G, Notre Dame, 1964
25 **Burrell, Ode,** RB, Mississippi State, 1964-69
00 **Burrough, Ken,** WR, Texas Southern,1971-81
68 **Burton, Al,** DE, Bethune-Cookman, 1976
94 **Burton, Kendrick,** DE, Alabama, 1996
94 **Bush, Frank,** LB, N.C. State, 1985-86
87 **Butler, Jim,** TE, Tulsa, 1972
2 **Butler, Skip,** K, Texas-Arlington, 1972-77
35 **Butts, Marion,** RB, Florida State, 1995
83 **Byrd, Isaac,** WR, Kansas, 1997-99
71 **Byrd, Richard,** DT, Southern Mississippi, 1985-89

C

40 **Cain, Jeremy,** FB/LS, Massachusetts, 2007
79 **Caldwell, Bryan,** DE, Arizona State, 1984
87 **Calico, Tyrone,** WR, Middle Tennessee State, 2003-05
54 **Calmus, Rocky,** LB, Oklahoma, 2002-04
16 **Camarillo, Rich,** P, Washington, 1994-95
34 **Campbell, Earl,** RB, Texas, 1978-84
37 **Campbell, Tommie,** CB, California (Pa.), 2011-13
35 **Campbell, Woody,** RB, Northwestern,1967-71
20 **Cannon, Billy,** RB, Louisiana State, 1960-63
14 **Carlson, Cody,** QB, Baylor, 1987-94
26 **Carpenter, Rob,** RB, Miami (Ohio), 1977-81
29 **Carr, Chris,** DB, Boise State, 2008
63 **Carr, Levert,** T, No. Central State, 1972-73
53 **Carrell, John,** LB, Texas Tech, 1966
88 **Carrington, Ed,** TE, Virginia, 1969
63 **Carroll, Ronnie,** G/DT, Sam Houston State, 1974-75
82 **Carson, John,** TE, Georgia, 1960
63/58 **Carter, David,** C, Western Kentucky, 1977-84
93 **Carter, Kevin,** DE, Florida, 2001-04
46/85 **Carter, Pat,** TE, Florida State, 1994
41 **Carwell, Larry,** CB, Iowa State, 1967-68
99 **Casey, Jurrell,** DT, Southern California, 2011-13
87 **Casper, Dave,** TE, Notre Dame, 1980-83
88 **Caster, Rich,** WR, Jackson State, 1978-80
56/90 **Caston, Toby,** LB, Louisiana State, 1987-88
51 **Caveness, Ron,** LB, Arkansas, 1966-68
26 **Cecil, Chuck,** S, Arizona, 1995
57 **Chamberlin, Frank,** LB, Boston College, 2000-02
Chancelor, Ken, C, Houston, 1964
12 **Chandler, Chris,** QB, Washington, 1995-96
25 **Charles, John,** S, Purdue, 1971-74
57 **Cheek, Richard,** G, Auburn, 1972
Cheeks, B.W., RB, Texas Southern, 1965
79 **Childress, Ray,** DL, Texas A&M, 1985-95
55 **Cindrich, Ralph,** LB, Pittsburgh, 1973-75
42 **Clark, Boobie,** RB, Bethune-Cookman, 1979-80
96 **Clauss, Jared,** DT, Iowa, 2004-05
69 **Clayton, Zach,** DT, Auburn, 2011
31 **Cline, Doug,** LB, Clemson, 1960-66
24 **Clinton, Charles,** CB, San Jose State*, 1987
29 **Coady, Rich,** S, Texas A&M, 2002
35 **Cobble, Eric,** RB, S.W. Texas State*, 1987
16 **Cochrane, Kelly,** QB, Miami (Fla.), 1972
39 **Cole, Lee,** CB, Arizona State, 1996
87 **Cole, Linzy,** WR, Texas Christian, 1971
80 **Coleman, Chris,** WR, N.C. State, 2000-01
59 **Colman, Doug,** LB, Nebraska, 1999
87 **Coleman, Pat,** WR, Mississippi, 1990-94
47 **Coleman, Ronnie,** RB, Alabama A&M, 1974-81
5 **Collins, Kerry,** QB, Penn State, 2006-10
33 **Comella, Greg,** FB, Stanford, 2002
20 **Compton, Dick,** WR, McMurray, 1965
77 **Conover, Sean,** DE, Bucknell, 2006-07
78 **Cook, Anthony,** DE/DT, South Carolina State, 1995-98
89 **Cook, Jared,** TE, South Carolina, 2009-12
98 **Cooks, Rayford,** DE, North Texas State*, 1987
8 **Cooper, Joe,** K, Cal-Berkeley, 1984
51 **Cordova, Jorge,** LB, Nevada, 2007
57 **Corker, John,** LB, Oklahoma State, 1980-82
33 **Cotney, Mark,** S, Cameron State, 1975
76 **Cowlings, Al,** LB, Southern California, 1973-74
40 **Craft, Donnie,** RB, Louisville, 1982-83
89 **Craig, Dobie,** WR, Howard Payne, 1964
48 **Cramer, Casey,** TE, Dartmouth, 2006-08
59 **Croyle, Phil,** LB, Cal-Berkeley, 1971-73
83 **Crumpler, Alge,** TE, North Carolina, 2008-09
78 **Culp, Curley,** DT, Arizona State, 1974-80
78 **Culpepper, Ed,** DT, Alabama, 1962-63
49 **Cunningham, Dick,** LB, Arkansas, 1973
53 **Curran, Rennie,** LB, Georgia, 2010
20 **Currier, Bill,** DB, South Carolina, 1977-79
50 **Curry, Bill,** C, Georgia Tech, 1973
81 **Curtis, Kevin,** WR, Utah State, 2011
80/53 **Cutsinger, Gary,** DE, Oklahoma State, 1962-68

D

13 **Daft, Kevin,** QB, California-Davis, 1999
87 **Darby, Al,** WR, Florida, 1976
85 **Darrington, Chris,** WR, Weber State*, 1987
88 **Daum, Mitch,** TE, Wyoming, 1987
66 **Davidson, Greg,** C, North Texas, 1980-82
90 **Davidson, Kenny,** DE, Louisiana State, 1994-95
Davidson, Pete, WR, Citadel, 1960
12 **Davis, Bob,** QB, Virginia, 1967-69
77 **Davis, Bruce,** T, UCLA, 1987-89
17 **Davis, Chris,** WR, Florida State, 2007-09
84 **Davis, Donnie,** TE, Southern, 1970
72 **Davis, Hall,** DE, Louisiana-Lafayette, 2010
73 **Davis, John,** G/C, Georgia Tech, 1987-88
58 **Davis, Marvin,** LB, Southern, 1974
30 **Davis, Mike,** CB, Cincinnati, 1994
86/84 **Davis, Willie,** WR, Central Arkansas, 1996-98
34/33 **Dawkins, Joe,** RB, Wisconsin, 1970-71, 1976
66 **Dawson, Doug,** G, Texas, 1990-93
75 **Dawson, Keyunta,** DE, Texas Tech, 2012-13
20 **Dawson, Rhett,** WR, Florida State, 1972
67 **Dean, Jimmy,** DE, Texas A&M, 1978
3 **Del Greco, Al,** K, Auburn, 1991-00
23 **Dempsey, Tom,** K, Palomar J.C., 1977
62 **DeVan, Kyle,** C/G, Oregon State, 2012

ALL-TIME PLAYER ROSTER

88 **Dewveall, Willard,** TE, Southern Methodist, 1961-64
35 **Dickenson, Bo,** RB, Southern Mississippi, 1963
10 **Dickey, Lynn,** QB, Kansas State, 1971-75
9 **Dietrich, John,** K, Ball State*, 1987
53 **Diles, Zac,** LB, Kansas State, 2012-13
66/64 **DiNapoli, Gennaro,** G, Virginia Tech, 2000-02
81 **Dirden, Johnnie,** WR, Sam Houston, 1978
28 **Dishman, Cris,** CB, Purdue, 1988-96
64 **Dixon, Joe,** DT, Tulsa, 1987
50 **Dodge, Kirk,** LB, Nevada-Las Vegas, 1986
71 **Domres, Tom,** DT, Wisconsin, 1968-71
31 **Donaldson, Jeff,** S, Colorado, 1984-89
77 **Donnalley, Kevin,** T/G, North Carolina, 1991-97
57 **Dorenbos, Jon,** LS, Texas El-Paso, 2005-06
69 **Dorris, Andy,** DE, New Mexico State, 1977-81
30/33 **Dorsett, Anthony,** CB, Pittsburgh, 1996-99
21 **Douglas, John,** CB, Texas Southern, 1969-70
99 **Douglas, Marques,** DT, Howard, 2010
78 **Douzable, Leger,** DE, Central Florida, 2012
88 **Dressel, Chris,** TE, Stanford, 1983-86
82/85 **Drewrey, Willie,** WR, West Virginia, 1985-88, '93
75 **Drungo, Elbert,** T, Tennessee State, 1969-77
30 **Dukes, Mike,** LB, Clemson, 1960-63
38 **Dumas, Mike,** S, Indiana, 1991-93
31 **Duncan, Brian,** RB, Southern Methodist, 1978
80 **Duncan, Curtis,** WR, Northwestern, 1987-93
11 **Duniven, Tom,** QB, Texas Tech, 1977-78
91 **Dunn, Anthony,** DE, Northern Colorado, 2003
77 **Durand, Ryan,** G, Syracuse, 2010, 2012
22 **Dyson, Andre,** CB, Utah, 2001-04
87 **Dyson, Kevin,** WR, Utah, 1998-02

E

26 **Eaglin, Larry,** CB, Stephen F. Austin, 1973
82 **Ealy, Biren,** WR, Houston, 2007
21 **Eason, Bo,** S, California-Davis, 1984-87
75 **Eatman, Irv,** T, UCLA, 1995-96
21 **Eaton, Tracey,** S, Portland State, 1988-89
20/36 **Echols, Mike,** CB, Wisconsin, 2002-04
87 **Eccles, Scott,** TE, E. New Mexico*, 1987
19 **Edison, Dominique,** WR, Stephen F. Austin, 2009
87 **Edwards, Emmett,** WR, Kansas, 1975
98 **Edwards, Lavar,** DE, Louisiana State, 2013
35/32 **Edwards, Stan,** RB, Michigan, 1982-86
79 **Egboh, Pannel,** DE, Stanford, 2012
26 **Elkins, Lawrence,** WR, Baylor, 1965-68
6 **Elkins, Mike,** QB, Wake Forest, 1992
85 **Ellender, Richard,** WR, McNeese State, 1979
8 **Elling, Aaron,** K, Wyoming, 2004
60 **El-Mashtoub, Hicham,** C, Arizona, 1995-96
96 **Embray, Keith,** DE, Utah, 2000-01
52 **Ena, Justin,** LB, Brigham Young, 2004
36 **Evans, Darren,** Virginia Tech, 2012
91 **Evans, Josh,** DT, Alabama Birmingham, 1995-99, 2001
86 **Evans, Robert,** E, Texas A&M, 1965
73 **Evans, Norman,** T, Texas Christian, 1965
78 **Eyre, Nick,** T, Brigham Young, 1981

F

29 **Fairley, Leonard,** S, Alcorn A&M, 1974
51 **Fairs, Eric,** LB, Memphis State, 1986-91
86 **Fanning, Stan,** DE, Idaho, 1964
67 **Fanucci, Mike,** DE, Arizona State, 1973
20 **Farr, Miller,** CB, Wichita State, 1967-69
96/57 **Faryniarz, Brett,** LB, San Diego State, 1994
71 **Faulkner, Stanley,** T, Texas, 1964
51 **Favors, Greg,** LB, Mississippi State, 1999-01
74 **Ferguson, Gene,** T, Norfolk State, 1971-72
77 **Fields, Angelo,** T, Michigan State, 1980-81
31 **Finnegan, Cortland,** CB, Samford, 2006-11
94 **Fisher, Bryce,** DE, Air Force, 2007
70/60 **Fisher, Ed,** G, Arizona State, 1974-82
97 **Fisk, Jason,** DT, Stanford, 1999-01
4 **Fitzpatrick, Ryan,** QB, Harvard, 2013
55 **Flannery, John,** G/C, Syracuse, 1991-94
44 **Fleming, Troy,** FB, Tennessee, 2004-05
75 **Floyd, Don,** DE, Texas Christian, 1960-68
83 **Floyd (Seabron), Malcolm,** WR, Fresno State, 1994-96
53 **Fokou, Moise,** LB, Maryland, 2013
11/13 **Foote, James,** QB, Delaware Valley, 1974, '76
88 **Ford, Bernard,** WR, Central Florida, 1990
92 **Ford, Henry,** DE, Arkansas, 1994-02
78 **Ford, Jacob,** DE, Central Arkansas, 2007-10
89 **Foster, Eddie,** WR, Houston 1977-78
78 **Foster, Jerome,** DE, Ohio State, 83-84
Fowler, Delbert, LB, West Virginia, 1981
53 **Fowler, Jerry,** G, N.W. Louisiana, 1964
52 **Fowler, Ryan,** LB, Duke, 2007-08
59 **Fox, Scott,** LB, Austin Peay*, 1987
77 **France, Doug,** T, Ohio State, 1983-84
62 **Franklin, Jerrell,** G, Southern*, 1987
28 **Frazier, Charles,** WR, Texas Southern, 1962-68
56 **Frazier, Wayne,** C, Auburn, 1965
83/74 **Frazier, Willie,** TE, Arkansas A&M, 1964-65, '71, '75
94 **Frederick, Mike,** DE, Virginia, 1999
69 **Freelon, Solomon,** G, Grambling, 1972-74
62 **Frey, Dick,** G, Texas A&M, 1961
93 **Frisch, Byron,** DE, Brigham Young, 2000
16 **Fritsch, Toni,** K, None, 1977-81
55 **Frongillo, John,** C, Baylor, 1962-66
22 **Fuller, Vincent,** S, Virginia Tech, 2005-10
95 **Fuller, William,** DE, North Carolina, 1986-93
66 **Funchess, Tom,** T, Jackson State, 1971-73
17 **Furrer, Will,** QB, Virginia Tech, 1995

G

12 **Gage, Justin,** WR, Missouri, 2007-10
35 **Ganther, Quinton,** RB, Utah, 2006-08
8 **Garcia, Teddy,** K, N.E. Louisiana, 1990
30 **Gardner, Rich,** CB, Penn State, 2004-05
59 **Gardner, Gilbert,** LB, Purdue, 2007
82 **Garrison, Gary,** WR, San Diego State, 1977
38 **Gehring, Mark,** TE, Eastern Washington*, 1987
73 **Geisinger, Justin,** C/G, Vanderbilt, 2006
27 **George, Eddie,** RB, Ohio State, 1996-03
35/26 **George, Spencer,** RB, Rice, 1997-99
3 **Gerela, Roy,** K, New Mexico State, 1969-70
29 **Germany, Willie,** S, Morgan State, 1975
13 **Gesser, Jason,** QB, Washington State, 2003
88 **Giles, Jimmie,** TE, Alcorn, 1977
87 **Givens, David,** WR, Notre Dame, 2006-07
81 **Givins, Ernest,** WR, Louisville, 1986-94
27 **Glick, Freddy,** S, Colorado State, 1961-66
54 **Glover, Phil,** LB, Utah, 1999
56 **Godfrey, Randall,** LB, Georgia, 2000-02
68 **Golic, Mike,** DT, Notre Dame, 1985-87
69/68 **Goode, Tom,** C, Mississippi State, 1962-65
50 **Gooden, Zaviar,** LB, Missouri, 2013
68 **Goodman, Brian,** G, UCLA, 1973-74
99/96 **Gordon, Amon,** DT, Stanford, 2008, 2010
47 **Gordon, Bobby,** S, Tennessee, 1960
8 **Gossett, Jeff,** P, Eastern Illinois, 1987
93 **Graf, Rick,** LB, Wisconsin, 1991-92
60 **Graham, Aaron,** C, Nebraska, 2002
86 **Graham, Daniel,** TE, Colorado, 2011
32 **Granger, Hoyle,** RB, Mississippi State, 1966-70, '72
62 **Grant, Ken,** G, Howard Payne, 1970
21 **Gray, Jerry,** CB, Texas, 1992
74 **Gray, Leon,** OT, Jackson State, 1979-81
21 **Gray, Mel,** KR/WR, Pudue, 1995-97
65 **Greaves, Gary,** DE, Miami (Fla.), 1960
11 **Green, Dave,** P, Ohio, 1973
20 **Green, Mike,** RB, Houston, 2000-02

ALL-TIME PLAYER ROSTER

23 **Greene, Shonn,** RB, Iowa, 2013
36 **Gresham, Bob,** RB, West Virginia, 1973-74
33 **Griffin, Michael,** S, Texas, 2007-13
22 **Griffin, Larry,** DB, North Carolina, 1986
59 **Grimsley, John,** LB, Kentucky, 1984-90
89 **Groman, Bill,** WR, Heidelberg, 1960-62, '66
81 **Groth, Jeff,** WR, Bowling Green, 1979-80
57 **Gruneisen, Sam,** C, Villanova, 1973
85 **Guenther, Gregg,** TE, Southern California, 2005
Guy, Buzz, G, Duke, 1961
46 **Guidry, Paul,** LB, McNeese State, 1973
43 **Guzik, John,** LB, Pittsburgh, 1961

H

70 **Haayer, Adam,** OT, Minnesota, 2001
21 **Hadl, John,** QB, Kansas, 1976-77
Hagwood, Rickey, DE, South Carolina*, 1987
86 **Haik, Mac,** WR, Mississippi, 1968-71
93 **Halapin, Mike,** DT, Pittsburgh, 1996-97
45 **Hall, Ahmard,** FB, Texas, 2006-11
61 **Hall, Barry,** OT, Middle Tennessee State, 2001
97 **Hall, Carlos,** DE, Arkansas, 2002-04
21 **Hall, Ken,** RB, Texas A&M, 1960-61
51 **Hall, Lemanski,** LB, Alabama, 1994-97
90 **Hamm, Bob,** DE, Nevada-Reno, 1983-84
82 **Hannah, Travis,** WR, Southern California, 1993-95
30 **Hardeman, Don,** RB, Texas A&I, 1975-77
33 **Harmon, Ronnie,** RB, Iowa, 1996-97
23 **Harper, Jamie,** RB, Clemson, 2011-12
20 **Harper, Nick,** CB, Fort Valley State, 2007-09
86 **Harris, Corey,** WR, Vanderbilt, 1992
96 **Harris, DaJohn,** DT, Southern California, 2012
88 **Harris, Jackie,** TE, N.E. Louisiana, 1998-99
61 **Harris, Larry,** G, Oklahoma State, 1978
80/83 **Harris, Leonard,** WR, Texas Tech, 1987-93
64 **Harris, Leroy,** G/C, N.C. State, 2007-12
48 **Harris, Odie,** S/CB, Sam Houston State, 1995
26 **Harris, Tuff,** DB, Montana, 2008
88/47 **Hartsock, Ben,** TE, Ohio State, 2006-07
36 **Hartwig, Carter,** DB, Southern California, 1979-84
77 **Hartwig, Justin,** G, Kansas, 2002-05
54/88 **Harvey, Claude,** LB, Prairie View, 1970-71
70 **Harvey, Jim,** G, Mississippi, 1972
8 **Hasselbeck, Matt,** QB, Boston College, 2011-12
21 **Hatchett, Derrick,** CB, Texas, 1983
70 **Hatfield, Mark,** T, Bishop's (Que.), 1995
56 **Havig, Dennis,** G, Colorado, 1976
35 **Hawkins, Chris,** CB, Louisiana State, 2011
87 **Hawkins, Lavelle,** WR, California, 2008-12
86 **Hawkins, Nat,** WR, Nevada-Las Vegas, 1975
75 **Haye, Jovan,** DT, Vanderbilt, 2009-10
49 **Hayes, Chad,** TE, Maine, 2002
62 **Hayes, Jim,** DT, Jackson State, 1965-66
71 **Hayes, Melvin,** T, Mississippi State, 1996-97
95 **Hayes, William,** DE, Winston-Salem State, 2008-11
70 **Hayman, Conway,** G, Delaware, 1975-80
13 **Haymond, Alvin,** S, Southern, 1973
92/91 **Haynesworth, Albert,** DT, Tennessee, 2002-08
38 **Hebert, Jason,** S, Rice, 2002
72 **Helluin, Jerry,** DT, Tulane, 1960
53 **Henderson, Thomas,** LB, Langston, 1980
44 **Hendrickson, Steve,** HB/F, California, 1995
37/87 **Hennigan, Charles,** WR, N.W. Louisiana, 1960-66
42 **Henry, Chris,** RB, Arizona, 2007-09
20 **Henry, Travis,** RB, Tennessee, 2005-06
15 **Hentrich, Craig,** P/K, Notre Dame, 1998-2009
73 **Herchman, Bill,** DT, Texas Tech, 1962
41 **Herndon, Kelly,** CB, Toledo, 2007
28 **Hicks, Dwone,** RB, Middle Tennessee State, 2003
42 **Hicks, Skip,** RB, UCLA, 2001
33 **Hicks, W.K.,** CB, Texas Southern, 1964-69
32 **Highsmith, Alonzo,** FB, Miami (Fla.), 1987-89
61 **Highsmith, Walter,** T, Florida A&M, 1972
80 **Hill, Darrell,** WR, Northern Illinois, 2002-04
85 **Hill, Drew,** WR, Georgia Tech, 1985-91
23 **Hill, Greg,** CB, Oklahoma State, 1983
72 **Hill, Kent,** G, Georgia Tech, 1986-87
21 **Hill, Reynaldo,** CB Florida, 2005-08
94 **Hill, Sammie,** DT, Stillman, 2013
78/70 **Hines, Glen Ray,** T, Arkansas, 1966-70
87 **Hinton, Eddie,** WR, Oklahoma, 1973
27 **Hoage, Terry,** S, Georgia, 1993
53 **Hoaglin, Fred,** C, Pittsburgh, 1974-75
3 **Hodges, Reggie,** P, Ball State, 2009
36/34 **Hoffman, Dalton,** RB, Baylor, 1964
35 **Holcombe, Robert,** RB, Illinois, 2002-04
Holigan, Henry, RB, Bishop College, 1963
99 **Holmes, Kenny,** DE, Miami (Fla.), 1997-00
79 **Holmes, Pat,** DE, Texas Tech, 1966-72
39/36 **Holmes, Robert,** RB, Southern, 1971, 1975
84 **Holston, Mike,** WR, Morgan State, 1981-84
37 **Hood, Rod,** CB, Auburn, 2009-10
24 **Hope, Chris,** S, Florida State, 2006-11
28 **Hopkins, Andy,** RB, Stephen F. Austin, 1971
72 **Hopkins, Brad,** T, Illinois, 1993-05
36 **Hopkins, Roy,** RB, Texas Southern, 1967-71
29 **Houston, Ken,** S, Prairie View, 1967-72
90 **Howard, Marcus,** DE, Georgia, 2010
66 **Howell, Pat,** G, Southern California, 1983-85
6 **Howfield, Ian,** K, Tennessee, 1991
11 **Humphrey, Buddy,** QB, Baylor, 1966
97/51 **Hunt, Calvin,** C, Baylor, 1972-73
50 **Hunt, Daryl,** LB, Oklahoma, 1979-84
72 **Hunt, Kevin,** T, Doane (Neb.), 1973-77
61 **Hunt, Purvis,** G/T, Mississippi State, 1995-96
30 **Hunter, Herman,** RB, Tennessee State, 1987
15 **Hunter, Justin,** WR, Tennessee, 2013
25 **Hunter, Torey,** CB, Washington State, 1995
82 **Husmann, Ed,** DT, Nebraska, 1961-65
73 **Hutchinson, Steve,** G, Michigan, 2012

I

38 **Ittersagen, Pete,** CB, Wheaton, 2010
28 **Iwuoma, Chidi,** CB, California, 2007

J

39 **Jackson, Andrew,** RB, Iowa State, 1987
46 **Jackson, Bob,** RB, New Mexico State, 1964
84 **Jackson, Chris,** WR, Washington State, 2000
86 **Jackson, Kenny,** WR, Penn State, 1989
33 **Jackson, Ray,** RB, Cincinnati, 2003
41 **Jackson, Sean,** RB, Florida State, 1994
24 **Jackson, Steve,** CB, Purdue, 1991-99
84 **Jacobs, Ray,** DT, Howard Payne, 1963
49 **James, Arrike,** TE, Delta State, 1987
6 **James, John,** P, Florida, 1982-84
70 **Jamison, Al,** T, Colgate, 1960-62
23 **Jancik, Bobby,** S, Lamar Tech, 1962-67
47 **Jaquess, Pete,** CB, New Mexico, 1964-65
21 **Jefferson, Charles,** DB, McNeese State,1979-80
53 **Jefferson, Thad,** LB, Hawaii*, 1987
84/80 **Jeffires, Haywood,** WR, N.C. State, 1987-95
60 **Jenkins, Al,** G, Morris Brown, 1973
25 **Jenkins, DeRon,** CB, Tennessee, 2001
21 **Johns, Pete,** S, Tulane, 1967-69
15 **Johnson, Al,** S, Cincinnati, 1972-78
99/90 **Johnson, Antonio,** DT, Mississippi State, 2007, 2013
86 **Johnson, Alex,** WR, Miami (Fla.), 1991
33 **Johnson, Benny,** CB, J.C. Smith, 1970-73
84 **Johnson, Billy,** WR/KR, Widener, 1974-80
57 **Johnson, Byron,** LB, Baylor*, 1987
12 **Johnson, Charley,** QB, New Mexico State,1970-71
28 **Johnson, Chris,** RB, East Carolina, 2008-13

ALL-TIME PLAYER ROSTER

12 **Johnson, Doug,** QB, Florida, 2004
90 **Johnson, Ezra,** DE, Morris Brown, 1990-91
35 **Johnson, John H.,** RB, Arizona State, 1966
22 **Johnson, Kenny,** S, Mississippi State, 1986-89
11 **Johnson, Lee,** P, Brigham Young, 1985-87
97 **Johnson, Mike,** DE, Illinois, 1984-85
44/45 **Johnson, Quinn,** FB, Louisiana State, 2011-13
38 **Johnson, Rich,** RB, Illinois, 1969
23 **Johnson, Richard,** CB, Wisconsin, 1985-92
32 **Johnson, Robert,** S, Utah, 2010-12
13 **Johnson, Stafon,** RB, Southern California, 2010
45 **Johnson, Tracy,** FB, Clemson, 1989
57 **Johnson, Walter,** LB, Louisiana Tech, 1987-88
41 **Johnston, Mark,** CB, Northwestern, 1960-63
40/18 **Joiner, Charlie,** WR, Grambling, 1969-72
57 **Joiner, Tim,** LB, Louisiana State, 1983-84
40 **Jolley, Lewis,** RB, North Carolina, 1972-73
81 **Jones, Brandon,** WR, Oklahoma, 2005-08
25 **Jones, Gene,** CB, Rice, 1961
61 **Jones, Harris,** G, J.C. Smith, 1973-74
91 **Jones, Jason,** DT, Eastern Michigan, 2008-11
57 **Jones, Lenoy,** LB, Texas Christian, 1996-98
84 **Jones, Mark,** WR, Tennessee, 2009
96 **Jones, Mike,** DT/DE, N.C. State, 1999
32 **Jones, Pacman,** CB, West Virginia, 2005-06
27/19 **Jones, Quintin,** S, Pittsburgh, 1989-90
96 **Jones, Sean,** DE, Northeastern, 1988-93
11 **Jones, Spike,** P, Georgia, 1970
82 **Jones, Tony,** WR, Texas, 1990-91, 1993
30 **Jones, Victor,** RB, Louisiana State, 1990-91
71 **Jones, Willie,** DE, Kansas State, 1967
31 **Joyner, Larry,** S, Minnesota*, 1987
38 **Joyner, Willie,** RB, Maryland, 1984

K

26 **Kaesviharn, Kevin,** S, Augustana (S.D.), 2009
31 **Kafentzis, Kurt,** S, Hawaii*, 1987
55 **Kassell, Brad,** LB, N. Texas State, 2002-05
22 **Kay, Bill,** CB, Purdue, 1981-83
90 **Kearse, Jevon,** DE, Florida, 1999-03, 2008-09
59 **Keglar, Stanford,** LB, Purdue, 2008-09
62 **Kellemeyer, Doug,** G, Brigham Young*, 1987
58 **Kelley, Mike,** C/G, Notre Dame, 1985-87
73/72 **Kelly, Bob,** DT, New Mexico State, 1961-63
4 **Kempf, Florian,** K, Pennsylvania, 1982-84
34 **Kendall, Chuck,** S, UCLA, 1960
67/71 **Kennard, Ken,** DE, Angelo State, 1977-83
27 **Kennedy, Mike,** DB, Toledo, 1984
86 **Kent, Joey,** WR, Tennessee, 1997-99
18 **Kerbow, Randy,** WR, Rice, 1963-64
6 **Kern, Brett,** P, Toledo, 2009-13
50/52 **Kidd, Billy,** C, Houston, 1987
50 **Killens, Terry,** LB, Penn State, 1996-00
27 **Kinard, Terry,** S, Clemson, 1990
Kinderman, Keith, RB, Florida State, 1963, 1965
50/53/57 **Kiner, Steve,** LB, Tennessee, 1974-78
46 **King, Claude,** RB, Houston, 1961
30 **King, Eric,** CB, Wake Forest, 2006-08
30 **King, Kenny,** RB, Oklahoma, 1979
88 **Kinney, Erron,** TE, Florida, 2000-06
89 **Kinney, George,** DE, Wylie, 1965
79 **Kirk, Ernest,** DE, Howard Payne, 1977
72 **Klotz, Jack,** T, Penn State, 1964
97 **Klug, Karl,** DT, Iowa, 2011-13
21 **Knight, Leander,** S, Montclair State, 1990
25 **Knoff, Kurt,** DB, Kansas, 1977-78
99 **Kocurek, Kris,** DT, Texas Tech, 2001-02
72 **Koncar, Mark,** T, Colorado, 1982
56 **Kozak, Scott,** LB, Oregon, 1989-93
57 **Kramer, Jordan,** LB, Idaho, 2003-04
17 **Krieg, Dave,** QB, Milton (Wisc.), 1997-98
70 **Kropog, Troy,** OL, Tulane, 2009-10, 2012
37 **Kush, Rod,** S, Nebraska-Omaha, 1985-86

L

91 **LaBoy, Travis,** DE, Hawaii, 2004-07
99 **Ladd, Ernie,** DT, Grambling, 1966
73/72 **Lanphear, Dan,** DE, Wisconsin, 1960, 1962
34 **Laraway, Jack,** LB, Purdue, 1961
Larkin, Eric, T, Miami (Fla.)*, 1987
57 **Lathon, Lamar,** LB, Houston, 1990-94
66 **Layman, Jason,** T/G, Tennessee, 1996-99
83 **Leach, Mike,** TE, William & Mary, 2000-01
15 **Lee, Jacky,** QB, Cincinnati, 1960-63, 1966-67
86 **Ledbetter, Monte,** WR, N.W. Louisiana, 1967
62 **LeMoine, Jim,** G, Utah State, 1968-69
23 **LeVias, Jerry,** WR, Southern Methodist, 1969-70
67 **Levitre, Andy,** G, Oregon State, 2013
29 **Lewis, Darryll,** CB, Arizona, 1991-98
37/55 **Lewis, Jess,** LB, Oregon State, 1970
55 **Lewis, Richard,** LB, Portland State, 1972
49 **Lewis, Roderick,** TE, Arizona, 1994-97
80 **Little, John,** DT, Oklahoma State, 1975-76
36 **Little, Rafael,** RB, Kentucky, 2008
10 **Locker, Jake,** QB, Washington, 2011-13
58 **Logan, James,** LB, Memphis, 1995
60 **Long, Kevin,** C, Florida State, 1998-01
99 **Long, Rien,** DT, Washington State, 2003-06
70 **Loper, Daniel,** OT, Texas Tech, 2005-08
58/51/53 **Lou, Ron,** C, Arizona State, 1972-73, '76
36 **Love, Jamar,** CB, Arkansas, 2009
12 **Loveall, Calvin,** CB, Idaho, 1988
37 **Lowry, Calvin,** S, Penn State, 2006-07
10 **Luck, Oliver,** QB, West Virginia, 1982-86
32 **Lumpkin, Ron,** CB, Arizona State, 1975
40 **Lundy, Dennis,** RB, Northwestern, 1995
72 **Lutui, Deuce, G,** Southern California, 2012
28 **Lyday, Allen,** S, Nebraska, 1984-87
93 **Lyles, Robert,** LB, Texas Christian, 1984-90
41 **Lynch, Corey,** S, Appalachian State, 2013
98 **Lyons, Pratt,** DT/DE, Troy State (Ala.), 1997-98

M

98 **Madsen, Lynn,** DE, Washington, 1986
78 **Maggs, Don,** T/G, Tulane, 1986-92
94 **Mahelona, Jesse,** DT, Tennessee, 2006-07
22 **Majors, Joe,** DB, Florida State, 1960
50 **Malast, Kevin,** LB, Rutgers, 2011-12
8 **Manning, Archie,** QB, Mississippi, 1982-83
50 **Maples, Bobby,** C, Baylor, 1965-70
5 **Marcol, Chester,** K, Hillsdale, 1980
62 **Marcontell, Ed,** G, Lamar Tech, 1967
83 **Mariani, Marc,** WR, Montana, 2010-13
94 **Marks, Sen'Derrick,** DT, Auburn, 2009-12
77 **Marshall, Rich,** DT, Stephen F. Austin, 1967-68
58 **Marshall, Wilber,** LB, Florida, 1993
94 **Martin, Charles,** DT, Livingston, 1987
20 **Martin, Emanuel,** CB, Alabama State, 1993
31 **Martin, Markelle,** S, Oklahoma State, 2012-13
68 **Martin, Matt,** T, Kansas State, 2002-03
93 **Martin, Mike,** DT, Michigan, 2012-13
56/51 **Marts, Lonnie,** LB, Tulane, 1997-98
13/85 **Mason, Derrick,** WR, Michigan State, 1997-04
47 **Maston, Le'Shai,** RB, Baylor, 1993-94
76 **Mathews, Jason,** T, Texas A&M, 1998-04
74 **Matthews, Bruce,** G/C/T, Southern California, 1983-01
60 **Matthews, Kevin,** C, Texas A&M, 2010-13
11 **Matthews, Steve,** QB, Memphis State, 1998
78 **Matuszak, John,** DT, Tampa, 1973
55 **Mauck, Carl,** C, Southern Illinois, 1975-81
8 **Mauck, Matt,** QB, Louisiana State, 2005
68 **Mawae, Kevin,** C, Louisiana State, 2006-09
42 **Maxwell, Tommy,** S, Texas A&M, 1974

ALL-TIME PLAYER ROSTER

77 **Mayes, Ben,** DT, Drake, 1969
80 **Mayo, Ron,** TE, Morgan State, 1973
86 **Mays, Damon,** WR, Missouri, 1992-93
81 **McAddley, Jason,** WR, Alabama, 2004
60 **McCanless, Jim,** G, Clemson, 1960
78 **McCants, Keith,** DE, Alabama, 1993-94
86/19 **McCareins, Justin,** WR, Northern Illinois, 2001-03, 2008
52 **McCarthy, Colin,** LB, Miami, 2011-13
89 **McCloskey, Mike,** TE, Penn State, 1983-85
71 **McCollum, Bubba,** DT, Kentucky, 1974
59 **McConnell, Brian,** LB, Michigan, 1973
30 **McCourty, Jason,** CB, Rutgers, 2009-13
28 **McCullough, George,** CB, Baylor, 1997-99
McDaniel, Wahoo, LB, Oklahoma, 1960
84 **McDole, Ron,** DE, Nebraska, 1962
31 **McDonald, Keith,** WR, San Jose State*, 1987
25 **McDowell, Bubba,** S, Miami (Fla.), 1989-94
64 **McFadin, Bud,** DT, Texas, 1964-65
42 **McGarrahan, Scott,** S, New Mexico, 2003-04
95 **McGhee, Kanavis,** DE, Colorado, 1995
87 **McKeehan, James,** TE, Texas A&M, 1995-97
81 **McLeod, Bob,** TE, Abilene Christian, 1961-65
26 **McMillian, Audrey,** CB, Houston, 1985-87
9 **McNair, Steve,** QB, Alcorn State, 1995-05
37/48 **McNair, Todd,** RB/FB, Temple, 1994-95
89 **McNeil, Gerald,** WR, Baylor, 1990
86 **McNeil, Clifton,** WR, Grambling, 1973
6 **McPherson, Don,** QB, Syracuse, 1990
72 **McQuistan, Pat,** G/T, Weber State, 2013
51 **McRath, Gerald,** LB, Southern Mississippi, 2009-12
26 **Meadows, Darryl,** DB, Toledo, 1983-84
91 **Meads, Johnny,** LB, Nicholls State, 1984-92
84 **Meier, Shad,** TE, Kansas State, 2001-04
74/76 **Meredith, Dudley,** DT, Lamar Tech, 1963, 1968
29/12 **Merkens, Guido,** DB/WR, Sam Houston State, 1978-80
54 **Meyer, John,** LB, Notre Dame, 1966-67
77 **Michael, Rich,** T, Ohio State, 1960-66
76 **Mikolas, Doug,** NT, Portland State, 1988
84 **Miller, Bill,** DT, New Mexico Highlands, 1962
66 **Miller, Clay,** T, Michigan*, 1987
71 **Miller, Fred,** T, Baylor, 2000-04
4 **Miller, Josh,** P, Arizona, 2007-08
62 **Miller, Ralph,** G, Alabama State, 1972-73
48/35/55 **Mills, John Henry,** TE/LB, Wake Forest, 1993-96
12 **Milstead, Charles,** QB, Texas A&M, 1960-61
16/89 **Miotke, Frank,** WR, Grand Valley State, 1990
30 **Mitchell, Donald,** CB, Southern Methodist, 1999-02
41 **Mitchell, Leroy,** CB, Texas Southern, 1969-70
97 **Mix, Bryant,** DT, Alcorn State, 1996-97
94 **Montgomery, Glenn,** DT, Houston, 1989-95
9 **Montgomery, Greg,** P, Michigan State, 1988-93
24 **Montgomery, Mike,** WR, Kansas State, 1974
1 **Moon, Warren,** QB, Washington, 1984-93
42 **Mooney, Collin,** FB, Army, 2012-13
32 **Moore, Ricky,** FB, Alabama*, 1987
22 **Moore, Zeke,** CB, Lincoln, 1967-77
76 **Moran, Eric,** T, Washington, 1984-86
90/91 **Morgan, Derrick,** DE, Georgia Tech, 2010-13
67 **Morgan, Karl,** DT, UCLA, 1986
30 **Moriarty, Larry,** FB, Notre Dame, 1983-86
6 **Moroski, Mike,** QB, California-Davis, 1985
28 **Morris, Aric,** S, Michigan State, 2000-02
50 **Morris, Dennit,** LB, Oklahoma, 1960-61
Morrison, Ron, T, New Mexico, 1960
11 **Moseley, Mark,** K, Stephen F. Austin, 1971-72
84 **Moss, Randy,** WR, Marshall, 2010
83 **Moulds, Eric,** WR, Mississippi State, 2007
29 **Mouton, Ryan,** CB, Hawaii, 2009-12
Mrosko, Bob, TE, Penn State, 1989
80 **Mullins, Eric,** WR, Stanford, 1984-85
63 **Munchak, Mike,** G, Penn State, 1982-93
50/53 **Murdock, Guy,** C, Michigan, 1972
15 **Murdock, O.J.,** WR, Fort Hays State, 2011
56 **Murphy, Mike,** LB, S.W. Missouri State, 1979
77 **Musgrove, Spain,** DT, Utah State, 1970
32 **Myers, Bobby,** S, Wisconsin, 2000-02

N

57 **Nande, Terna,** LB, Miami (Ohio), 2006
14 **Naponic, Bob,** QB, Illinois, 1970
42 **Nash, Damien,** RB, Missouri, 2005
48 **Natkin, Brian,** TE, Texas El-Paso, 2001
41 **Neal, Lorenzo,** FB, Fresno State, 1999-00
6 **Nedney, Joe,** K, San Jose State, 2001-04
75 **Neil, Kenny,** DE, Iowa State*, 1987
22 **Nelson, Benny,** S, Alabama, 1964
83 **Nery, Ron,** DE, Kansas State, 1963
26 **Newsom, Tony,** CB, Stephen F. Austin, 1987
46 **Nicholson, Oliver,** LB, Texas Southern, 1975
23 **Nickey, Donnie,** S, Ohio State, 2003-10
14 **Nielsen, Gifford,** QB, Brigham Young, 1978-83
14 **Nix, Kent,** QB, Texas Christian, 1972
64 **Norgard, Erik,** C/G, Colorado, 1990-98
43 **Norton, Jim,** S, Idaho, 1960-68
93 **Nunley, Jeremy,** DE, Alabama, 1994-95

O

98 **Odom, Antwan,** DE, Alabama, 2004-07
52 **Odom, Sammy,** LB, N.W. Louisiana, 1964
14 **O'Donnell, Neil,** QB, Maryland, 1999-03
37 **Olerich, Dave,** LB, San Francisco, 1971
39 **Oliver, Hubert,** FB, Arizona, 1987
75 **Olson, Benji,** G, Washington, 1998-07
45 **Onesti, Larry,** LB, Northwestern, 1962-65
26 **Orlando, Bo,** S, West Virginia, 1990-94
85 **Orr, Jonathan,** WR, Wisconsin, 2006
67 **Otto, Bob,** DE, Idaho State*, 1987
66 **Otto, Mike,** T, Purdue, 2007-13
40 **Ours, Wes,** FB, West Virginia, 2001
71 **Owens, Joe,** DE, Alcorn State, 1976

P

62 **Page, Craig,** C, Georgia Tech, 1999
74 **Parker, Willie,** DT, Arkansas AM&N, 1967-70
32/20 **Parks, Billy,** WR, Cal State-Long Beach, 1973-75
83 **Parks, Dave,** WR, Texas Tech, 1973
89 **Parks, Jeff,** TE, Auburn, 1986-87
30 **Parrish, Bernie,** CB, Florida, 1966
18 **Parsley, Cliff,** P, Oklahoma State, 1977-82
7 **Pastorini, Dan,** QB, Santa Clara, 1971-79
33/4 **Payton, Jarrett,** RB, Miami (Fla.), 2005
79 **Patu, Saul,** DT, Oregon, 2001
44 **Peacock, Johnny,** S, Houston, 1969-70
35 **Pearman, Alvin,** RB, Virginia, 2009
10 **Pease, Brent,** QB, Montana, 1987-88
72 **Peguese, Willis,** DE, Miami (Fla.), 1990-92
32 **Pellerin, Micah,** DB, Hampton, 2013
52 **Pennison, Jay,** C, Nicholls State, 1986-90
64 **Perkins, Willis,** G, Texas Southern, 1961, 1963
32 **Perry, Vernon,** S, Jackson State, 1979-82
56 **Perlo, Phil,** G, Maryland, 1960
69 **Petersmark, Brett,** C, Eastern Michigan*, 1987
85 **Petrowski, Jamie,** TE, Indiana State, 2007
67 **Petrus, Mitch,** G, Arkansas, 2012
77 **Pettyjohn, Barry,** T, Pittsburgh, 1987
35 **Phenix, Perry,** S, Southern Mississippi, 1998-01
61 **Phillips, Wes,** T, Lenoir Rhyne, 1979
86 **Pickens, Carl,** WR, Tennessee, 2000
61 **Pilgrim, Evan,** G, Brigham Young, 1998
69/71 **Piller, Zach,** G, Florida, 1999-06
20 **Pinkett, Allen,** RB, Notre Dame, 1986-91
92 **Pitoitua, Ropati,** DE, Washington State, 2013
53 **Pitts, Hugh,** C, Texas Christian, 1960

ALL-TIME PLAYER ROSTER

31 **Pollard, Bernard,** S, Purdue, 2013
88 **Poole, Bob,** TE, Clemson, 1966-67
39 **Poole, Larry,** RB, Kent State, 1978
38 **Poole, Tyone,** CB, Fort Valley State, 2008
44 **Porter, Daryl,** S, Boston College, 2001
61 **Portis, Marico,** G, Alabama, 2004
2 **Post, Dickie,** RB, Houston, 1971
14 **Preston, Michael,** WR, Heidelberg, 2012-13
84 **Preston, Roell,** WR, Mississippi, 1999
58 **Pritchard, Ron,** LB, Arizona State, 1969-72

Q

46 **Queen, Jeff,** TE, Morgan State, 1974
54 **Quinn, Steve,** C, Notre Dame, 1968

R

11 **Ramsey, Patrick,** QB, Tulane, 2009
31 **Randall, Marcus,** S, Louisiana State, 2005
68 **Randall, Tom,** G, Iowa State, 1979
21 **Randle, Tate,** DB, Texas Tech, 1982
12 **Ransom, Brian,** QB, Tennessee State, 1983-84
8 **Reaves, John,** QB, Florida, 1981
89 **Reed, Alvin,** TE, Prairie View, 1967-72
66 **Reed, Leo,** G, Colorado State, 1961
60 **Regner, Tom,** G, Notre Dame, 1967-72
67 **Reid, Jim,** T/G, Virginia, 1994-95
64 **Reihner, George,** G, Penn State, 1977-80, '82
37 **Reinfeldt, Mike,** S, Wisconsin-Milwaukee, 1976-83
82 **Renfro, Mike,** WR, Texas Christian, 1978-83
25 **Reynaud, Darius,** RB/KR/PR, West Virginia, 2012-13
51 **Reynolds, Robert,** LB, Ohio State, 2004-06
17 **Rhome, Jerry,** QB, Tulsa, 1970
80 **Rice, Andy,** DT, Texas Southern, 1967
85 **Rice, Floyd,** LB, Alcorn A&M, 1971-73
72 **Rice, George,** DT, Louisiana State, 1966-70
7 **Richardson, Bucky,** QB, Texas A&M, 1992-94
24 **Richardson, Mike,** RB, Southern Methodist, 1969-71
30 **Rieves, Charles,** LB, Houston, 1964
53 **Riley, Avon,** LB, UCLA, 1981-86
21 **Ringer, Javon,** RB, Michigan State, 2009-12
16 **Ritchey, James,** QB, Stephen F. Austin, 1996
85 **Roaches, Carl,** KR, Texas A&M, 1980-84
80 **Roan, Michael,** TE, Wisconsin, 1995-99
90 **Roberson, James,** DE, Florida State, 1996-98
57/56 **Roberts, Guy,** LB, Maryland, 1972-75
68 **Roberts, Tim,** DT, Southern Mississippi, 1992-94
73 **Robertson, Bob,** T, Illinois, 1968
31 **Robertson, Marcus**, S, Iowa State, 1991-00
50/55 **Robinson, Eddie,** LB, Alabama State, 1992-95, '98-01
18 **Robinson, Paul,** RB, Arizona, 1972-73
37 **Robinson, Rafael,** S, Wisconsin, 1996
82 **Roby, Courtney,** WR, Indiana, 2005-06
7 **Roby, Reggie,** P, Iowa, 1996-97
34 **Rodgers, Willie,** RB, Kentucky State, 72-75
61 **Rodriguez, Joel,** C, Miami (Fla.), 2005
21 **Rolle, Samari,** CB, Florida State, 1998-04
55 **Romano, Jim,** C, Penn State, 1984-86
71 **Roos, Michael,** T, Eastern Washington, 2005-13
58 **Rossovich, Tim,** LB, Southern California, 1976
33 **Rozier, Mike,** RB, Nebraska, 1985-90
87 **Rucker, Conrad,** TE, Southern, 1978-79
77 **Rudolph, Council,** DE, Kentucky State, 1972
69 **Runyan, Jon,** T, Michigan, 1996-99
55 **Rushing, Marion,** LB, Southern Illinois, 1968
86 **Russell, Derek,** WR, Arkansas, 1995-97
55 **Ruud, Barrett,** LB, Nebraska, 2011

S

95 **Salave'a, Joe,** DT, Arizona, 1998-01
73 **Salem, Harvey,** T, Cal-Berkeley, 1983-86
91/73 **Sampson, Greg,** T, Stanford, 1972-78
81 **Sanders, Chris,** WR, Ohio State, 1995-02
73 **Sanderson, Scott,** T, Washington State, 1997-00
40 **Sandy, Justin,** S, Northern Iowa, 2004-05
64 **Saul, Ron,** G, Michigan State, 1970-75
95 **Savage, Josh,** DE, Utah, 2006
81 **Sawyer, John,** TE, Southern Mississippi, 1975-76
80 **Scaife, Bo,** TE, Texas, 2005-10
57 **Scanlon, Rich,** LB, Syracuse, 2007
81 **Schifino, Jake,** WR, Akron, 2002-04
35 **Schillinger, Shann,** S, Montana, 2013
52 **Schmidt, Bob,** C, Minnesota, 1961-63
95 **Schobel, Bo,** DE, Texas Christian, 2004-05
39 **Schommer, Nick,** S, North Dakota State, 2010
62 **Schuhmacher, John,** G, Southern California, 78-85
31 **Schulters, Lance,** S, Hofstra, 2002-04
75 **Schultz, Bill,** G, Southern California, 1994
62 **Schwenke, Brian,** C, California, 2013
78 **Scott, DeQuincy,** DE/DT, Southern Mississippi, 2006
73 **Scott, Jake,** G, Idaho, 2008-11
53 **Seale, Eugene,** LB, Lamar, 1987-92
24 **Sensabaugh, Coty,** CB, Clemson, 2012-13
23/37 **Severson, Jeff,** S, Cal State-Long Beach, 1973-74
59 **Shaw, Tim,** LB, Penn State, 2010-12
96 **Sheppard, Malcolm,** DT, Arkansas, 2010-11
80 **Shiancoe, Visanthe,** TE, Morgan State, 2013
74 **Shirkey, George,** DT, Stephen F. Austin, 1960-61
37 **Sidney, Dainon,** CB, Alabama Birmingham, 1998-02
Simerson, John, G, Purdue, 1960
8/7 **Simms, Chris,** QB, Texas, 2008, 2010
96 **Simon, Corey,** DT, Florida State, 2007
45 **Simon, John,** RB, Louisiana Tech, 2002
71 **Simonsen, Todd,** T, South Dakota State, 1976
59 **Sirmon, Peter,** LB, Oregon, 2000-06
90 **Skaugstad, Daryle,** DT, California-Berkeley, 1981-82
8 **Skelton, John,** QB, Fordham, 2013
10 **Slack, Reggie,** QB, Auburn, 1990-91
89/84 **Slaughter, Webster,** WR, San Diego State, 1992-94
41 **Sledge, Leroy,** RB, Bakersfield J.C., 1971
27 **Small, Donovan,** S, Minnesota*, 1987
18 **Small, O.J.,** WR, Florida, 2005
39 **Smiley, Tom,** RB, Lamar Tech, 1970
54 **Smith, Al,** LB, Utah State, 1987-96
25 **Smith, Anthony,** S, Syracuse, 2011
32 **Smith, Antowain,** RB, Houston, 2004
23 **Smith, Bob,** S, Miami (Ohio), 1968
77 **Smith, Bubba,** DE, Michigan State, 1975-76
32 **Smith, Dave,** RB, Ripon, 1960-64
87 **Smith, Dave,** WR, Indiana (Pa.), 1972
99 **Smith, Doug,** DT, Auburn, 1985-92
54 **Smith, Larry,** LB, Kentucky*, 1987
96/98 **Smith, Robaire,** DT, Michigan State, 2000-03, 2006
11 **Smith, Rusty,** QB, Florida Atlantic, 2010-13
93 **Smith, Shaun,** DT, South Carolina, 2011
77 **Smith, Sid,** C, Southern California, 1974
83 **Smith, Tim,** WR, Nebraska, 1980-86
78/70/85 **Smith, Tody,** DE, Southern California, 1973-76
72 **Sochia, Brian,** DT, N.W. Oklahoma, 1983-85
90 **Solomon, Scott,** DE, Rice, 2012
29 **Sowells, Rich,** DB, Alcorn State, 1977
92 **Spears, Anthony,** DE, Portland State, 1989
24 **Spence, Julian,** S, Huston-Tillotson, 1960-61
60 **Spencer, Chris,** G/C, Mississippi, 2013
56 **Spencer, Cody,** LB, North Texas, 2004-05
32 **Spikes, Jack,** RB/K, Texas Christian, 1965
12 **Stabler, Ken,** QB, Alabama, 1980-81
39 **Stafford, Daimion,** S, Nebraska
56/59 **Stallings, Dennis,** LB, Illinois, 1997-98
57 **Stamer, Josh,** LB, South Dakota, 2008
90 **Starks, Randy,** DT, Maryland, 2004-07
69 **Steinfeld, Al,** G/T, C.W. Post, 1983
70 **Steinkuhler, Dean,** G/T, Nebraska, 1984-91

ALL-TIME PLAYER ROSTER

27 **Stemrick, Greg,** CB, Colorado State, 1975-82
67 **Stensrud, Mike,** DT, Iowa State, 1979-85
53 **Stepnoski, Mark,** C, Pittsburgh, 1995-98
88 **Stevens, Craig,** TE, California, 2008-13
76 **Stewart, David,** T, Mississippi State, 2005-13
26 **Stewart, Rayna,** S/CB, Northern Arizona, 1996-97
68 **Stingily, Byron,** T, Louisville, 2011-13
70 **Stith, Carel,** DT, Nebraska, 1967-69
69 **Stoepel, Terry,** T, Tulsa, 1970
36 **Stone, Donnie,** RB, Arkansas, 1966
68 **Stotter, Rich,** LB, Houston, 1968
74 **Strahan, Arthur,** DE, Texas Southern, 1965
39/53 **Stringer, Art,** LB, Ball State, 1977-81
4 **Strong, Jasper,** WR, Illinois, 1995
68/75 **Stroth, Vince,** G, Brigham Young, 1987-88
98 **Studaway, Mark,** DE, Tennessee, 1984
68 **Studdard, Les,** C, Texas, 1983
62 **Sturm, Jerry,** C, Illinois, 1971
22 **Suci, Bob,** S, Michigan State, 1962
76 **Suggs, Walt,** T, Mississippi State, 1962-71
7 **Sullivan, Kent,** P, California-Lutheran, 1991, 1993
8 **Superick, Steve,** P, West Virginia*, 1987
40 **Sutton, Mickey,** S, Auburn, 1966
93 **Sutton, Mike,** DE, Louisiana State, 1998
64 **Swatland, Dick,** G, Notre Dame, 1968

T

61 **Talamini, Bob,** G, Kentucky, 1960-67
80 **Tasker, Steve,** WR, Northwestern, 1985-86
28 **Tatum, Jack,** DB, Ohio State, 1980
42 **Taylor, Altie,** RB, Utah State, 1976
83 **Taylor, Chris,** WR, Texas A&M, 2001
87 **Taylor, Lionel,** WR, New Mexico Highlands, 1967-68
70 **Taylor, Malcolm,** DE, Tennessee State, 1982-83, '86
71 **Teeter, Mike,** DE, Michigan, 1993-94
82 **Thigpen, Yancey,** WR, Winston-Salem State, 1998-00
28 **Thomas, Bill,** RB, Boston College, 1973
36 **Thomas, Dee,** CB, Nicholls State, 1990
82 **Thomas, Earl,** WR, Houston, 1976
94 **Thomas, Juqua,** DE, Oklahoma State, 2001-04
74/77 **Thomas, Lee,** DE, Jackson State, 1975
20 **Thomas, Rodney,** RB, Texas A&M, 1995-98
16 **Thomas, Sloan,** WR, Texas, 2005
70 **Thomas, Stan,** T, Texas, 1993-95
28 **Thomaselli, Rich,** RB, West Virginia-Wesleyan, 1981-82
28 **Thompson, Emmuel,** CB, Texas A&I*, 1987
28/37 **Thompson, Lamont,** S, Washington State, 2003-06
84 **Thompson, Taylor,** TE, Southern Methodist, 2012-13
51 **Thompson, Ted,** LB, Southern Methodist, 1975-84
50 **Thornton, David,** LB, North Carolina, 2006-10
44 **Thornton, James,** TE, Cal State-Fullerton, 1995
78 **Thornton, John,** DT, West Virginia, 1999-02
18 **Thurman, Andrae,** WR, Southern Oregon, 2005
58 **Thweatt, Byron,** LB, Virginia, 2001
78 **Tilleman, Mike,** DT, Montana, 1971-72
33/32 **Tillman, Spencer,** RB, Oklahoma, 1987-88, 1992-94
47 **Tobin, Bill,** RB, Missouri, 1963
44 **Tolar, Charles,** RB, N.W. Louisiana, 1960-66
42 **Tolbert, Jim,** CB, Lincoln, 1972
11 **Tolliver, Billy Joe,** QB, Texas Tech, 1994
49 **Toone, Spencer,** LB, Utah, 2006
76 **Towns, Morris,** T, Missouri, 1977-83
47 **Trammell, Allen,** S, Florida, 1966
79 **Trask, Orville,** DT, Rice, 1960-61
84/86 **Troupe, Ben,** TE, Florida, 2004-07
10 **Trull, Don,** QB, Baylor, 1964-69
96 **Tuatagaloa, Natu,** DT/DE, California, 1995
20 **Tullis, Willie,** DB, Troy State, 1981-84
55 **Tulloch, Stephen,** LB, N.C. State, 2006-10
95 **Turner, Dwain,** DT, Rice*, 1987
59 **Turner, Rob,** C/G, New Mexico, 2013

U

56 **Underwood, Olen,** LB, Texas, 1966-70

V

45 **Valentine, Ira,** RB, Texas A&M, 1987
93 **Vanden Bosch, Kyle,** DE, Nebraska, 2005-09
73 **Vanoy, Vernon,** DT, Kansas, 1973
99 **Veal, Demetrin,** DT, Tennessee, 2007
71 **Veasey, Craig,** DT/DE, Houston, 1992-93, 1995
61 **Velasco, Fernando,** C/G, Georgia, 2009-12
88 **Verhulst, Chris,** TE, Chico State, 1988-89
20 **Verner, Alterraun,** CB, UCLA, 2010-13
96 **Vickerson, Kevin,** DT, Michigan State, 2007-09
34 **Viltz, Theo,** CB, Southern California, 1966
50 **Vogel, Paul,** LB, South Carolina*, 1987
31 **Voight, Mike,** RB, North Carolina, 1977
7/12 **Volek, Billy,** QB, Fresno State, 2000-06

W

36 **Waddell, Michael,** CB, North Carolina, 2004-06
19 **Wade, Bobby,** WR, Arizona, 2005-06
53 **Wainscott, Lloyd,** LB, Texas, 1969-70
82 **Walker, Delanie,** TE, Central Missouri, 2013
25 **Walker, Denard,** CB, Louisiana State, 1997-00
96 **Walker, Gary,** DT, Auburn, 1995-98
29 **Walker, Joe,** S, Nebraska, 2001
77 **Walker, Rod,** DT, Troy State, 2000
15 **Walker, Wayne,** K, N.W. Louisiana, 1968
89 **Wallace, Cooper,** TE, Auburn, 2006
35 **Wallace, Ray,** FB, Purdue, 1986-87
Wallner, Fred, G, Notre Dame, 1960
82/86 **Walls, Herkie,** WR, Texas, 1983-84
32 **Walsh, Ward,** RB, Colorado, 1971-72
87 **Walter, Kevin,** WR, Eastern Michigan, 2013
83 **Walters, Joey,** WR, Clemson, 1987
93/77 **Walton, Sam,** T, East Texas State, 1971
64 **Wand, Seth,** T, N.W. Missouri State, 2006
70 **Warmack, Chance,** G, Alabama, 2013
26 **Washington, Leon,** RB, Florida State, 2013
85 **Washington, Nate,** WR, Tiffin, 2009-13
53/59 **Washington, Ted,** LB, Mississippi Valley, 1973-82
23 **Washington, Vic,** RB, Wyoming, 1974
57 **Watson, Ed,** LB, Grambling, 1969
90 **Webster, George,** LB, Michigan State, 1967-72
86 **Wegener, Bucky,** DT, Missouri, 1962-63
28/86 **Weger, Mike,** S, Bowling Green, 1976-77
20 **Weir, Sammy,** WR, Arkansas State, 1965
88 **Wellman, Gary,** WR, Southern California, 1991-94
56 **Wells, Ray,** LB, Arizona, 2003
70 **Wells, Robert,** T, J.C. Smith, 1972
41 **Wells, Terence,** RB, Southern Mississippi, 1974
63 **Wharton, Hogan,** G, Houston, 1960-63
33 **White, Bob,** RB, Ohio State, 1960
79 **White, Jim,** DE, Colorado State, 1974-75
86 **White, John,** TE, Texas Southern, 1960-61
25 **White, LenDale,** RB, Southern California, 2006-09
44 **White, Lorenzo,** RB, Michigan State, 1988-94
79 **White, Marcus,** DT, Murray State, 2005
29 **White, Robert,** CB, Lamar*, 1987
79 **Whitley, Wilson,** DT, Houston, 1983
38 **Whittington, C.L.,** FS, Prairie View, 1974-78
63 **Wilkerson, Doug,** G, North Carolina Central, 1970
42 **Williams, Armon,** S/LB, Arizona, 1997
41 **Williams, Cary,** CB, Washburn, 2008-09
17 **Williams, Damian,** WR, Southern California, 2010-13
73 **Williams, David,** T, Florida, 1989-95
69 **Williams, Doug,** T/G, Texas A&M, 1986-88
87 **Williams, Jamie,** TE, Nebraska, 1984-88
97 **Williams, Lee,** DE, Bethune-Cookman, 1991-93
78 **Williams, Maxie,** G, S.E. Louisiana, 1965
18 **Williams, Mike,** WR, Southern California, 2007

ALL-TIME PLAYER ROSTER

86 **Williams, Oliver,** WR, Illinois*, 1987
11 **Williams, Paul,** WR, Fresno State, 2007-08
68 **Williams, Ralph,** G, Southern, 1982
35 **Williams, Richard,** RB, Memphis State, 1984
86 **Williams, Roydell,** WR, Tulane, 2005-07
49 **Williams, Sam,** CB, New Mexico Highlands, 1976
25 **Williams, Tank,** S, Stanford, 2002-05
78 **Williams, Todd,** G/T, Florida State, 2003-05
10 **Williamson, Lee,** QB, Presbyterian (SC), 1994
44 **Willis, Fred,** RB, Boston College, 1972-77
21 **Wilson, George,** S, Arkansas, 2013
33 **Wilson, J.C.,** DB, Pittsburgh, 1978-83
82 **Wilson, Sheddrick,** WR, Louisiana State, 1996
45 **Wilson, Tim,** RB/TE, Maryland, 1977-82
35 **Wilson, Tracy,** S, Northern Illinois, 2012
8 **Wilson, Tyler,** QB, Arkansas, 2013
95 **Wimbley, Kamerion,** Florida State, 2012-13
52 **Winborn, Jamie,** LB, Vanderbilt, 2009-10
79 **Winkler, Ulrich,** DE, None, 2008
22 **Wisener, Gary,** CB, Baylor, 1961
88 **Witcher, Albert,** S, Baylor, 1960
92 **Witherspoon, Will,** LB, Georgia, 2010-12
12 **Witkowski, John,** QB, Columbia, 1986-87
67 **Wittenborn, John,** G, S.E. Missouri, 1964-68
80 **Woods, Glenn,** DT, Prairie View, 1969
49 **Woods, LeVar,** LB, Iowa, 2006-07
42 **Woods, Robert,** WR, Grambling, 1978
26 **Woolfolk, Andre,** CB, Oklahoma, 2003-06
40 **Woolfolk, Butch,** RB, Michigan, 1985-86
36 **Wooten, Khalid,** CB, Nevada, 2013
52 **Wortham, Barron,** LB, Texas El-Paso, 1994-99
29 **Wreh-Wilson, Blidi,** CB, Connecticut, 2013
17 **Wright, Elmo,** WR, Houson, 1975
13 **Wright, Kendall,** WR, Baylor, 2012-13
37 **Wright, Thomas,** S, Michigan State, 2003
41 **Wyatt, Alvin**, CB, Bethune-Cookman, 1973
41/89 **Wycheck, Frank,** TE, Maryland, 1995-03
19 **Wylie, Devon,** WR, Fresno State, 2013
79 **Wynn, Jarius,** DE, Georgia, 2012

Y

84 **Yamini, Bashir,** WR, Iowa, 2000
66 **Yarno, George,** C/G, Washington State, 1989
80 **Yeats, James,** TE, Florida, 1960
68 **Young, Almon,** G, Bethune-Cookman*, 1987
56 **Young, Bob,** G, Howad Payne, 1971-80
77 **Young, James,** DE, Texas Southern, 1977-79
99 **Young, Robert,** DE, Mississippi State, 1996
10 **Young, Vince,** QB, Texas, 2006-10

Z

87 **Zaeske, Paul,** WR, North Park, 1969-70
7 **Zendejas, Tony,** K, Nevada-Reno, 1985-90

* Played in replacement games only

ALL-TIME PRACTICE SQUAD PLAYERS

(Bold denotes promoted to active roster)

1989
Bell, Billy **CB**
Brantley, John **LB**
Hartlieb, Chuck QB
Norgard, Erik **C**
Orlando, Bo **S**
Rogers, Tracy LB
Spears, Anthony **DE**

1990
Banes, Joey T
Coleman, Pat **WR**
Friberg, Keith LB/DE
Hough, Scott T
Lloyd, Doug RB
Muecke, Tom QB
Slack, Reggie **QB**
Snyder, Brent QB

1991
Anderson, Herbie **CB**
Johnson, Ezra **DE**
Rocker, David DT
Slack, Reggie **QB**
Thomas, Scott T
Wellman, Gary **WR**

1992
Bailey, Mario **WR**
Brown, Reggie **WR**
Campbell, Joe RB
Davis, Anthony LB
Gisler, Mike G
Gray, Terry G
Green, Anthony WR
Mays, Damon **WR**
Pharms, Charles S

1993
Aldridge, Melvin **S**
Benton, Gerald WR
Martin, Emanuel **CB**
Maston, Le'Shai **RB**
Neal, Jeff G/T
Truitt, Leroy T
Williams, James DB
Williamson, Lee **QB**

1994
Bailey, Mario **WR**
Barnes, Tomur **CB**
Hall, Lemanski **LB**
Jennings, Willie DT
Williamson, Lee **QB**

1995
Brown, Charlie RB
Evans, Josh **DT**
Harden, Linc LB
Logan, James **LB**
Lundy, Dennis **RB**
Richardson, C.J. S
Strong, Jasper **WR**

1996
Cole, Lee **CB**
Florine, Ron T
Jones, Lenoy **LB**
Roberson, James **DE**
Running, Mitch WR
Sanders, Chris TE

1997
Adams, Louis LB
George, Spencer **RB**
McCullough, George **CB**
Mustafa, Isaiah WR
Scharf, Tim LB
Washington, T.J. T

1998
Bradley, Josh TE
George, Spencer **RB**
Gilbert, Lonnie G
Jackson, Brad LB
McElmurry, Blaine S
Priester, Raymond RB
Sprotte, Jimmy LB
Sutton, Mike **DE**
Ward, Chris DE

1999
Brown, Larry **TE**
Bryant, Aaron TE
Embray, Keith **DE**
Gould, Garett FB
Jones, Chris LB
Page, Craig **C**
Rafferty, Ian G
Roberts, Cleve T
Walker, Rod **DT**
Ware, Brad S

2000
Coleman, Chris **WR**
Dearth, James TE
Gavadza, Jason TE
Jackson, Chris **WR**
Koch, Aaron G
Leach, Mike **TE**
McCullough, Andy WR
Page, Craig **C**
Rafferty, Ian G
Walker, Rod **DT**
Yamini, Bashir **WR**

ALL-TIME PRACTICE SQUAD PLAYERS

2001

Alexander, Dan	**RB**
Arp, Donovan	DT
Chambers, Derrick	DT
Combs, Derek	RB
Costa, Dave	G
Kocurek, Kris	**DT**
Natkin, Brian	**TE**
Patu, Saul	DT
Taylor, Chris	WR
Thomas, Tarlos	T
Thweatt, Byron	LB
White, Reggie	RB

2002

Aldridge, Kevin	**DE**
Atkins, James	**DT**
Branch, Bruce	CB
Fletcher, Bryan	TE
Ford, Willie	DB
Hayes, Chad	**TE**
Hebert, Jason	S
Kassell, Brad	**LB**
Malano, Mike	C
Martin, Matt	**T**
Newson, Kendall	WR
O'Leary, Dan	TE
White, Greg	DE
Whiting, Teag	G

2003

Blakley, Dwayne	TE
Drumm, Brandon	FB
Dunn, Anthony	**DT**
Franklin, Brad	CB
Freeman, Rober'	CB
Fryzel, Jimmy	WR
Harden, Cedric	DT
Jackson, Ray	**RB**
Kramer, Jordan	**LB**
Lewis, Jermaine	WR
Lowe, Omare	DB
Portis, Marico	**G**
Powell, Jamal	CB
Reid, Gabe	TE
Smith, Steve	CB
Walker, Marquise	WR

2004

Cramer, Casey	TE
Danielsen, Lane	WR
Devoe, Todd	WR
Herring, Isaac	T
Johnson, Shawn	DE
Kramer, Jordan	LB
LeJeune, Norman	S
McCoy, Derek	WR
Payton, Jarrett	**RB**
Portis, Marico	**G**
Sandy, Justin	**S**
Spencer, Cody	**LB**
Swaggert, Brent	T

2005

Anderson, Jason	WR
Bergeron, David	LB
Douglas, Robert	FB
Harris, Antoine	DB
Leverette, Otis	DE
Mauck, Matt	**QB**
Newberry, Jared	LB
Payton, Jarrett	**RB**
Randall, Marcus	**S**
Rodriguez, Joel	C
Sandy, Justin	**S**
Small, O.J.	**WR**
Thomas, Sloan	**WR**
Thurman, Andrae	**WR**
White, Marcus	**DT**

2006

Conover, Sean	**DE**
Ganther, Quinton	**RB**
Geisinger, Justin	**G**
Harris, Antoine	CB
Matua, Fred	G
Mauck, Matt	QB
Nande, Terna	**LB**
Petrowski, Jamie	TE
Ross, Richie	WR
Snell, Isaac	G
Toone, Spencer	**LB**
Wallace, Cooper	**TE**

2007

Allred, Colin	**LB**
Birdine, Larry	DE
Cain, Jeremy	**LB/FB**
Campbell, Kurt	LB
Cole, Marquice	CB
Ealy, Biren	**WR**
Ganther, Quinton	**RB**
Martin, Ingle	QB
Matua, Fred	G
Murphy, Jason	C
Otto, Mike	**T**
Pakulak, Glenn	P
Petrowski, Jamie	**TE**
Snell, Isaac	G
Vickerson, Kevin	**DT**
Wallace, Cooper	TE
Winkler, Ulrich	DE

2008

Bennett, Charles	DE
Datish, Doug	C/G
Davis, Tanard	CB
Ealy, Biren	WR
Gordon, Amon	**DT**
Harris, Tuff	**DB**
Johnson, Antonio	DT
Jones, Derrick	DT
Martin, Ingle	QB
Mulligan, Matthew	TE
Murphy, Jason	C
Parsons, Preston	QB
Petrowski, Jamie	TE
Velasco, Fernando	C/G
Williams, Cary	**CB**

2009

Bakhtiari, Eric	**DE**
Ball, Lance	RB
Booty, John David	QB
Brown, Kareem	DL
Durand, Ryan	G
Edison, Dominique	**WR**
Ferguson II, Rodney	RB
King, Mitch	DT
Morris, Phillip	WR
Rivera, Mike	LB
Schommer, Nick	S
Trapasso, A.J.	P
Velasco, Fernando	**C/G**
Williams, Cary	**CB**
Williams, Paul	WR

2010

Butler, Carson	TE
Corcoran, Jack	FB
Davis, Hall	**DE**
Donaldson, Herb	RB
Durand, Ryan	**G**
Edison, Dominique	WR
Egboh, Pannel	DE
Gamble, Joel	FB/TE
Geer, Riar	TE
Hansen, Jeff	G
Hawkins, Chris	CB
Ittersagen, Pete	**CB**
Matthews, Kevin	**C**
Rolle, Myron	S
Trahan, Patrick	LB

2011

Donaldson, Herb	RB
Durand, Ryan	**G**
Egboh, Pannel	DE
Graham, Cameron	TE
Johnson, Robert	**S**
Kirkendoll, James	WR
Kropog, Troy	T
Preston, Michael	WR
Wheatley, Terrence	CB

2012

Alexander, Alvester	RB
Barden, Brandon	**TE**
Borel, Diondre	WR
Clayton, Zach	DT
Creer, Lennon	RB
DeGeare, Chris	G
Evans, Darren	**RB**
Gibson, Thaddeus	DE
Hazelton, Vidal	WR
Horn, Tyler	C
Mohamed, Mike	LB
Mooney, Collin	**FB**
Preston, Michael	**WR**
Tuimaunei, Suaesi	S
Webb, Martell	TE
Wilson, Tracy	**S**

2013

Adams, Jeff	T
Anunoby, Chigbo	DT
Baker, George	CB
Charles, Stefan	DT
Copeland, Brandon	LB
Gaskins, Kendall	RB
Horn, Tyler	C/G
Johnson, Oscar	G
Kearse, Frank	DT
Netter, Al	T
Ojomo, Adewale	DE
Preston, Michael	**WR**
Ross, Rashad	WR
Schiltz, Adam	TE
Smith, Rusty	**QB**
Taufa'Asau, Kurt	DT
Willard, Jonathan	LB
Wooten, Khalid	**CB**
Wylie, Devon	**WR**

(Bold denotes played on Titans active roster)

ALL-TIME NFL EUROPA PLAYERS

(Bold denotes played on Titans active roster)

1998

	Pos.	Team
McCullough, George	**CB**	**Barcelona**
Mustafa, Isaiah	WR	Barcelona
Ritchey, James	**QB**	**Barcelona**
Williams, Armon	**S**	**Barcelona**

1999

Byrd, Israel	CB	Berlin
Sutton, Mike	**DE**	**Rhein**

2000

Daft, Kevin	**QB**	**Scotland**
Glover, Phil	**LB**	**Scotland**
Ware, Brad	S	Barcelona

2001

Brown, Demario	RB	Rhein
Coleman, Chris	**WR**	**Amsterdam**
Davis, Wade	CB	Berlin
Green, Mike	**RB**	**Barcelona**

2002

Carson, Elliott	TE	Scotland
Cooper, Rafael	RB	Amsterdam
Daft, Kevin	**QB**	**Amsterdam**
Rafferty, Ian	G	Amsterdam
Raynock, Chase	T	Amsterdam
Snelling, Robbie	TE	Barcelona
Thomas, Mark	TE	Rhein
Witczak, Jason	K	Rhein

2003

Aldridge, Kevin	**DE**	**Barcelona**
Hayes, Chad	**TE**	**Berlin**

2004

Blakley, Dwayne	TE	Rhein
Branch, Mario	T	Amsterdam
Jackson, Ray	RB	Berlin
Smith, Steve	CB	Cologne
Washburn, Brady	T	Amsterdam
Wright, Thomas	S	Scotland

2005

Herrell, Ben	T	Amsterdam
LeJeune, Norman	S	Amsterdam
Massey, Sam	CB	Berlin
Payton, Jarrett	**RB**	**Amsterdam**
Smith, Joe	RB	Rhein
Strong, Derrick	DE	Rhein
Swaggert, Brent	T	Cologne

2006

Anderson, Jason	WR	Frankfurt
Erickson, Mike	G	Berlin
Newberry, Jared	LB	Frankfurt
Rodriquez, Joel	C	Berlin
Sandy, Justin	**S**	**Frankfurt**
Small, O.J.	**WR**	**Amsterdam**

2007

Adibi, Nathaniel	DE	Hamburg
Douglas, Cody	G	Cologne
Pakulak, Glenn	P	Amsterdam
Petrowski, Jamie	**TE**	**Frankfurt**
Ross, Richie	WR	Amsterdam

ALL-TIME STARTING QUARTERBACK SUMMARY (REGULAR SEASON)

Quarterback	Seasons	Wins	Losses	Ties	Pct.
George Blanda	1960-66	44	38	0	.537
Jacky Lee	1960-67	4	5	1	.450
Don Trull	1964-69	4	9	2	.333
Buddy Humphrey	1966	0	1	0	.000
Pete Beathard	1967-69	15	11	0	.577
Bob Davis	1967-69	3	2	1	.583
Charley Johnson	1970-71	3	11	0	.214
Jerry Rhome	1970	0	3	0	.000
John Hadl	1970	0	0	1	.500
Dan Pastorini	1971-79	53	55	0	.491
Lynn Dickey	1971-74	2	7	1	.250
Kent Nix	1972	0	1	0	.000
John Hadl	1976-77	1	5	0	.167
Gifford Nielsen	1978-83	3	11	0	.214
Ken Stabler	1980-81	16	12	0	.571
John Reaves	1981	1	1	0	.500
Archie Manning	1982-83	0	8	0	.000
Oliver Luck	1982-86	3	6	0	.333
Warren Moon	1984-93	70	69	0	.504
Brent Pease	1987-88	2	1	0	.667
Cody Carlson	1987-94	11	8	0	.579
Billy Joe Tolliver	1994	0	7	0	.000
Bucky Richardson	1992-94	1	3	0	.250
Chris Chandler	1995-96	11	14	0	.440
Steve McNair	1995-05	76	55	0	.580
Neil O'Donnell	1999-03	6	2	0	.750
Billy Volek	2000-06	3	7	0	.300
Matt Mauck	2005	0	1	0	.000
Vince Young	2006-10	30	17	0	.638
Kerry Collins	2006-10	15	17	0	.469
Rusty Smith	2010-11	0	1	0	.000
Matt Hasselbeck	2011-12	11	10	0	.524
Jake Locker	2011-13	8	10	0	.444
Ryan Fitzpatrick	2013	3	6	0	.333

YEAR-BY-YEAR STARTING QUARTERBACKS

2013 (7-9)

Date	W-L	Opponent	Starter
Sept. 8	W	at Pittsburgh	Locker
Sept. 15	L	at Houston	Locker
Sept. 22	W	San Diego	Locker
Sept. 29	W	N.Y. Jets	Locker
Oct. 6	L	Kansas City	Fitzpatrick
Oct. 13	L	at Seattle	Fitzpatrick
Oct. 20	L	San Francisco	Locker
Nov. 3	W	at St. Louis	Locker
Nov. 10	L	Jacksonville	Locker
Nov. 14	L	Indianapolis	Fitzpatrick
Nov. 24	W	at Oakland	Fitzpatrick
Dec. 1	L	at Indianapolis	Fitzpatrick
Dec. 8	L	at Denver	Fitzpatrick
Dec. 15	L	Arizona	Fitzpatrick
Dec. 22	W	at Jacksonville	Fitzpatrick
Dec. 29	W	Houston	Fitzpatrick

Locker (4-3), Fitzpatrick (3-6)

2012 (6-10)

Date	W-L	Opponent	Starter
Sept. 9	L	New England	Locker
Sept. 16	L	at San Diego	Locker
Sept. 23	W	Detroit	Locker
Sept. 30	L	at Houston	Locker
Oct. 7	L	at Minnesota	Hasselbeck
Oct. 11	W	Pittsburgh	Hasselbeck
Oct. 21	W	at Buffalo	Hasselbeck
Oct. 28	L	Indianapolis	Hasselbeck
Nov. 4	L	Chicago	Hasselbeck
Nov. 11	W	at Miami	Locker
Nov. 25	L	at Jacksonville	Locker
Dec. 2	L	Houston	Locker
Dec. 9	L	at Indianapolis	Locker
Dec. 17	W	N.Y. Jets	Locker
Dec. 23	L	at Green Bay	Locker
Dec. 30	W	Jacksonville	Locker

Locker (4-7), Hasselbeck (2-3)

2011 (9-7)

Date	W-L	Opponent	Starter
Sept. 11	L	at Jacksonville	Hasselbeck
Sept. 18	W	Baltimore	Hasselbeck
Sept. 25	W	Denver	Hasselbeck
Oct. 2	W	at Cleveland	Hasselbeck
Oct. 9	L	at Pittsburgh	Hasselbeck
Oct. 23	L	Houston	Hasselbeck
Oct. 30	W	Indianapolis	Hasselbeck
Nov. 6	L	Cincinnati	Hasselbeck
Nov. 13	W	at Carolina	Hasselbeck
Nov. 20	L	at Atlanta	Hasselbeck
Nov. 27	W	Tampa Bay	Hasselbeck
Dec. 4	W	at Buffalo	Hasselbeck
Dec. 11	L	New Orleans	Hasselbeck
Dec. 18	L	at Indianapolis	Hasselbeck
Dec. 24	W	Jacksonville	Hasselbeck
Jan. 1	W	at Houston	Hasselbeck

Hasselbeck (9-7)

YEAR-BY-YEAR STARTING QUARTERBACKS

2010 (6-10)

Date	W-L	Opponent	Starter
Sept. 12	W	Oakland	Young
Sept. 19	L	Pittsburgh	Young
Sept. 26	W	at N.Y. Giants	Young
Oct. 3	L	Denver	Young
Oct. 10	W	at Dallas	Young
Oct. 18	W	at Jacksonville	Young
Oct. 24	W	Philadelphia	Collins
Oct. 31	L	at San Diego	Young
Nov. 14	L	at Miami	Collins
Nov. 21	L	Washington	Young
Nov. 28	L	at Houston	Smith
Dec. 5	L	Jacksonville	Collins
Dec. 9	L	Indianapolis	Collins
Dec. 19	W	Houston	Collins
Dec. 26	L	at Kansas City	Collins
Jan. 2	L	at Indianapolis	Collins

Young (4-4), Collins (2-5), Smith (0-1)

2009 (8-8)

Date	W-L	Opponent	Starter
Sept. 10	L	at Pittsburgh	Collins
Sept. 20	L	Houston	Collins
Sept. 27	L	at N.Y. Jets	Collins
Oct. 4	L	at Jacksonville	Collins
Oct. 11	L	Indianapolis	Collins
Oct. 18	L	at New England	Collins
Nov. 1	W	Jacksonville	Young
Nov. 8	W	at San Francisco	Young
Nov. 15	W	Buffalo	Young
Nov. 23	W	at Houston	Young
Nov. 29	W	Arizona	Young
Dec. 6	L	at Indianapolis	Young
Dec. 13	W	St. Louis	Young
Dec. 20	W	Miami	Young
Dec. 25	L	San Diego	Young
Jan. 3	W	at Seattle	Young

Young (8-2), Collins (0-6)

2008 (13-3)

Date	W-L	Opponent	Starter
Sept. 7	W	Jacksonville	Young
Sept. 14	W	at Cincinnati	Collins
Sept. 21	W	Houston	Collins
Sept. 28	W	Minnesota	Collins
Oct. 5	W	at Baltimore	Collins
Oct. 19	W	at Kansas City	Collins
Oct. 27	W	Indianapolis	Collins
Nov. 2	W	Green Bay	Collins
Nov. 9	W	at Chicago	Collins
Nov. 16	W	at Jacksonville	Collins
Nov. 23	L	N.Y. Jets	Collins
Nov. 27	W	at Detroit	Collins
Dec. 7	W	Cleveland	Collins
Dec. 14	L	at Houston	Collins
Dec. 21	W	Pittsburgh	Collins
Dec. 28	L	at Indianapolis	Collins
Divisional			
Jan. 10	L (P)	Baltimore	Collins

Young (1-0), Collins (12-3, 0-1)

2007 (10-6)

Date	W-L	Opponent	Starter
Sept. 9	W	at Jacksonville	Young
Sept. 16	L	Indianapolis	Young
Sept. 24	W	at New Orleans	Young
Oct. 7	W	Atlanta	Young
Oct. 14	L	at Tampa Bay	Young
Oct. 21	W	at Houston	Collins
Oct. 28	W	Oakland	Young
Nov. 4	W	Carolina	Young
Nov. 11	L	Jacksonville	Young
Nov. 19	L	at Denver	Young
Nov. 25	L	at Cincinnati	Young
Dec. 2	W	Houston	Young
Dec. 9	L	San Diego	Young
Dec. 16	W	at Kansas City	Young
Dec. 23	W	N.Y. Jets	Young
Dec. 30	W	at Indianapolis	Young
Wild Card			
Jan. 6	L (P)	at San Diego	Young

Young (9-6, 0-1), Collins (1-0)

2006 (8-8)

Date	W-L	Opponent	Starter
Sept. 10	L	N.Y. Jets	Collins
Sept. 17	L	at San Diego	Collins
Sept. 24	L	at Miami	Collins
Oct. 1	L	Dallas	Young
Oct. 8	L	at Indianapolis	Young
Oct. 15	W	at Washington	Young
Oct. 29	W	Houston	Young
Nov. 5	L	at Jacksonville	Young
Nov. 12	L	Baltimore	Young
Nov. 19	W	at Philadelphia	Young
Nov. 26	W	N.Y. Giants	Young
Dec. 3	W	Indianapolis	Young
Dec. 10	W	at Houston	Young
Dec. 17	W	Jacksonville	Young
Dec. 24	W	at Buffalo	Young
Dec. 31	L	New England	Young

Young (8-5), Collins (0-3)

2005 (4-12)

Date	W-L	Opponent	Starter
Sept. 11	L	at Pittsburgh	McNair
Sept. 18	W	Baltimore	McNair
Sept. 25	L	at St. Louis	McNair
Oct. 2	L	Indianapolis	McNair
Oct. 9	W	at Houston	McNair
Oct. 16	L	Cincinnati	McNair
Oct. 23	L	at Arizona	Volek
Oct. 30	L	Oakland	McNair
Nov. 6	L	at Cleveland	McNair
Nov. 20	L	Jacksonville	McNair
Nov. 27	W	San Francisco	McNair
Dec. 4	L	at Indianapolis	McNair
Dec. 11	W	Houston	McNair
Dec. 18	L	Seattle	McNair
Dec. 24	L	at Miami	McNair
Jan. 1	L	at Jacksonville	Mauck

McNair (4-10), Volek (0-1), Mauck (0-1)

2004 (5-11)

Date	W-L	Opponent	Starter
Sept.11	W	at Miami	McNair
Sept.19	L	Indianapolis	McNair
Sept. 26	L	Jacksonville	McNair
Oct. 3	L	at San Diego	Volek
Oct. 11	W	at Green Bay	McNair
Oct. 17	L	Houston	McNair
Oct. 24	L	at Minnesota	McNair
Oct. 31	W	Cincinnati	Volek
Nov. 14	L	Chicago	Volek
Nov. 21	W	at Jacksonville	McNair
Nov. 28	L	at Houston	McNair
Dec. 5	L	at Indianapolis	Volek
Dec. 13	L	Kansas City	Volek
Dec. 19	L	at Oakland	Volek
Dec. 25	L	Denver	Volek
Jan. 2	W	Detroit	Volek

Volek (2-6), McNair (3-5)

2003 (12-4)

Date	W-L	Opponent	Starter
Sept. 7	W	Oakland	McNair
Sept. 14	L	at Indianapolis	McNair
Sept. 21	W	New Orleans	McNair
Sept. 28	W	at Pittsburgh	McNair
Oct. 5	L	at New England	McNair
Oct. 12	W	Houston	McNair
Oct. 19	W	at Carolina	McNair
Oct. 26	W	at Jacksonville	McNair
Nov. 9	W	Miami	McNair
Nov. 16	W	Jacksonville	McNair
Nov. 23	W	at Atlanta	McNair
Dec. 1	L	at N.Y. Jets	McNair
Dec. 7	L	at Indianapolis	McNair
Dec. 14	W	Buffalo	Volek
Dec. 21	W	at Houston	McNair
Dec. 28	W	Tampa Bay	O'Donnell
Wild Card			
Jan. 3	W (P)	at Baltimore	McNair
Divisional			
Jan. 10	L (P)	at New England	McNair

McNair (10-4, 1-1), Volek (1-0), O'Donnell (1-0)

2002 (11-5)

Date	W-L	Opponent	Starter
Sept. 8	W	Philadelphia	McNair
Sept. 15	L	at Dallas	McNair
Sept. 22	L	Cleveland	McNair
Sept. 28	L	at Oakland	McNair
Oct. 6	L	Washington	McNair
Oct. 13	W	Jacksonville	McNair
Oct. 27	W	at Cincinnati	McNair
Nov. 3	W	at Indianapolis	McNair
Nov. 10	W	Houston	McNair
Nov. 17	W	Pittsburgh	McNair
Nov. 24	L	at Baltimore	McNair
Dec. 1	W	at N.Y. Giants	McNair
Dec. 8	W	Indianapolis	McNair
Dec. 16	W	New England	McNair
Dec. 22	W	at Jacksonville	McNair
Dec. 29	W	at Houston	McNair
Divisional			
Jan. 11	W (P)	Pittsburgh	McNair
AFC Championship			
Jan. 19	L (P)	at Oakland	McNair

McNair (11-5, 1-1)

2001 (7-9)

Date	W-L	Opponent	Starter
Sept. 9	L	Miami	McNair
Sept. 23	L	at Jacksonville	O'Donnell
Oct. 7	L	at Baltimore	McNair
Oct. 14	W	Tampa Bay	McNair
Oct. 21	W	at Detroit	McNair
Oct. 29	L	at Pittsburgh	McNair
Nov. 4	W	Jacksonville	McNair
Nov. 12	L	Baltimore	McNair
Nov. 18	W	at Cincinnati	McNair
Nov. 25	L	Pittsburgh	McNair
Dec. 2	W	at Cleveland	McNair
Dec. 9	L	at Minnesota	McNair
Dec. 16	W	Green Bay	McNair
Dec. 22	W	at Oakland	McNair
Dec. 30	L	Cleveland	McNair
Jan. 6	L	Cincinnati	McNair

McNair (7-8), O'Donnell (0-1)

YEAR-BY-YEAR STARTING QUARTERBACKS

2000 (13-3)

Date	W-L	Opponent	Starter
Sept. 3	L	at Buffalo	McNair
Sept. 10	W	Kansas City	McNair
Sept. 24	W	at Pittsburgh	O'Donnell
Oct. 1	W	N.Y. Giants	McNair
Oct. 8	W	at Cincinnati	McNair
Oct. 16	W	Jacksonville	McNair
Oct. 22	W	at Baltimore	McNair
Oct. 30	W	at Washington	McNair
Nov. 5	W	Pittsburgh	McNair
Nov. 12	L	Baltimore	McNair
Nov. 19	W	Cleveland	McNair
Nov. 26	L	at Jacksonville	McNair
Dec. 3	W	at Philadelphia	McNair
Dec. 10	W	Cincinnati	McNair
Dec. 17	W	at Cleveland	McNair
Dec. 25	W	Dallas	McNair
Divisional			
Jan. 7	L (P)	Baltimore	McNair

McNair (12-3, 0-1), O'Donnell (1-0)

1999 (13-3)

Date	W-L	Opponent	Starter
Sept. 12	W	Cincinnati	McNair
Sept. 19	W	Cleveland	O'Donnell
Sept. 26	W	at Jacksonville	O'Donnell
Oct. 3	L	at San Francisco	O'Donnell
Oct. 10	W	Baltimore	O'Donnell
Oct. 17	W	at New Orleans	O'Donnell
Oct. 31	W	St. Louis	McNair
Nov. 7	L	at Miami	McNair
Nov. 14	W	at Cincinnati	McNair
Nov. 21	W	Pittsburgh	McNair
Nov. 28	W	at Cleveland	McNair
Dec. 5	L	at Baltimore	McNair
Dec. 9	W	Oakland	McNair
Dec. 19	W	Atlanta	McNair
Dec. 26	W	Jacksonville	McNair
Jan. 2	W	at Pittsburgh	McNair
Wild Card			
Jan. 8	W (P)	Buffalo	McNair
Divisional			
Jan. 16	W (P)	at Indianapolis	McNair
AFC Championship			
Jan. 23	W (P)	at Jacksonville	McNair
Super Bowl XXXIV			
Jan. 30	L (P)	St. Louis	McNair

McNair (9-2, 3-1), O'Donnell (4-1)

1998 (8-8)

Date	W-L	Opponent	Starter
Sept. 6	W	at Cincinnati	McNair
Sept. 13	L	San Diego	McNair
Sept. 20	L	at New England	McNair
Sept. 27	L	Jacksonville	McNair
Oct. 11	W	at Baltimore	McNair
Oct. 18	W	Cincinnati	McNair
Oct. 25	L	Chicago	McNair
Nov. 1	W	at Pittsburgh	McNair
Nov. 8	W	at Tampa Bay	McNair
Nov. 15	W	Pittsburgh	McNair
Nov. 22	L	N.Y. Jets	McNair
Nov. 29	L	at Seattle	McNair
Dec. 6	W	Baltimore	McNair
Dec. 13	W	at Jacksonville	McNair
Dec. 20	L	at Green Bay	McNair
Dec. 26	L	Minnesota	McNair

McNair (8-8)

1997 (8-8)

Date	W-L	Opponent	Starter
Aug. 31	W	Oakland	McNair
Sept. 7	L	at Miami	McNair
Sept. 21	L	Baltimore	McNair
Sept. 28	L	at Pittsburgh	McNair
Oct. 5	L	at Seattle	McNair
Oct. 12	W	Cincinnati	McNair
Oct. 19	W	Washington	McNair
Oct. 26	W	at Arizona	McNair
Nov. 2	L	Jacksonville	McNair
Nov. 9	W	N.Y. Giants	McNair
Nov. 16	L	at Jacksonville	McNair
Nov. 23	W	Buffalo	McNair
Nov. 27	W	at Dallas	McNair
Dec. 4	L	at Cincinnati	McNair
Dec. 14	L	at Baltimore	McNair
Dec. 21	W	Pittsburgh	McNair

McNair (8-8)

1996 (8-8)

Date	W-L	Opponent	Starter
Sept. 1	L	Kansas City	Chandler
Sept. 8	W	at Jacksonville	Chandler
Sept. 15	W	Baltimore	Chandler
Sept. 29	L	at Pittsburgh	Chandler
Oct. 6	W	at Cincinnati	Chandler
Oct. 13	W	at Atlanta	Chandler
Oct. 20	W	Pittsburgh	Chandler
Oct. 27	L	San Francisco	Chandler
Nov. 3	L	at Seattle	McNair
Nov. 10	W	at New Orleans	Chandler
Nov. 17	L	Miami	Chandler
Nov. 24	L	Carolina	Chandler
Dec. 1	W	N.Y. Jets	McNair
Dec. 8	L	Jacksonville	McNair
Dec. 15	L	Cincinnati	Chandler
Dec. 22	W	at Baltimore	McNair

Chandler (6-6), McNair (2-2)

1995 (7-9)

Date	W-L	Opponent	Starter
Sept. 3	W	at Jacksonville	Chandler
Sept. 10	L	Pittsburgh	Chandler
Sept. 17	L	Cleveland	Furrer
Sept. 24	W	at Cincinnati	Chandler
Oct. 1	L	Jacksonville	Chandler
Oct. 8	L	at Minnesota	Chandler
Oct. 22	L	at Chicago	Chandler
Oct. 29	W	Tampa Bay	Chandler
Nov. 5	W	at Cleveland	Chandler
Nov. 12	L	Cincinnati	Chandler
Nov. 19	L	at Kansas City	Chandler
Nov. 26	W	Denver	Chandler
Dec. 3	L	at Pittsburgh	Chandler
Dec. 10	L	Detroit	Chandler
Dec. 17	W	N.Y. Jets	McNair
Dec. 24	W	Buffalo	McNair

Chandler (5-8), McNair (2-0), Furrer (0-1)

1994 (2-14)

Date	W-L	Opponent	Starter
Sept. 4	L	at Indianapolis	Carlson
Sept. 11	L	at Dallas	Richardson
Sept. 18	L	Buffalo	Richardson
Sept. 25	W	Cincinnati	Carlson
Oct. 3	L	at Pittsburgh	Carlson
Oct. 13	L	Cleveland	Richardson
Oct. 24	L	at Philadelphia	Carlson
Oct. 30	L	at L.A. Raiders	Tolliver
Nov. 6	L	Pittsburgh	Carlson
Nov. 13	L	at Cincinnati	Tolliver
Nov. 21	L	N.Y. Giants	Tolliver
Nov. 27	L	at Cleveland	Tolliver
Dec. 4	L	Arizona	Tolliver
Dec. 11	L	Seattle	Tolliver
Dec. 18	L	at Kansas City	Tolliver
Dec. 24	W	N.Y. Jets	Richardson

Tolliver (0-7), Carlson (1-4), Richardson (1-3)

1993 (12-4)

Date	W-L	Opponent	Starter
Sept. 5	L	at New Orleans	Moon
Sept. 12	W	Kansas City	Moon
Sept. 19	L	at San Diego	Moon
Sept. 26	L	L.A. Rams	Moon
Oct. 11	L	at Buffalo	Moon
Oct. 17	W	at New England	Carlson
Oct. 24	W	Cincinnati	Moon
Nov. 7	W	Seattle	Moon
Nov. 14	W	at Cincinnati	Moon
Nov. 21	W	at Cleveland	Moon
Nov. 28	W	Pittsburgh	Moon
Dec. 5	W	Atlanta	Moon
Dec. 12	W	Cleveland	Moon
Dec. 19	W	at Pittsburgh	Moon
Dec. 25	W	at San Francisco	Moon
Jan. 2	W	N.Y. Jets	Carlson
Divisional			
Jan. 16	L (P)	Kansas City	Moon

Moon (10-4, 0-1), Carlson (2-0)

1992 (10-6)

Date	W-L	Opponent	Starter
Sept. 6	L	Pittsburgh	Moon
Sept. 13	W	at Indianapolis	Moon
Sept. 20	W	Kansas City	Moon
Sept. 27	W	San Diego	Moon
Oct. 11	W	at Cincinnati	Moon
Oct. 18	L	at Denver	Moon
Oct. 25	W	Cincinnati	Moon
Nov. 1	L	at Pittsburgh	Moon
Nov. 8	L	Cleveland	Moon
Nov. 15	W	at Minnesota	Moon
Nov. 22	L	at Miami	Carlson
Nov. 26	W	at Detroit	Carlson
Dec. 7	W	Chicago	Carlson
Dec. 13	L	Green Bay	Carlson
Dec. 20	W	at Cleveland	Carlson
Dec. 27	W	Buffalo	Carlson
Wild Card			
Jan. 3	L (P)	at Buffalo	Moon

Moon (6-4, 0-1), Carlson (4-2)

1991 (11-5)

Date	W-L	Opponent	Starter
Sept. 1	W	L.A. Raiders	Moon
Sept. 8	W	at Cincinnati	Moon
Sept. 16	W	Kansas City	Moon
Sept. 22	L	at New England	Moon
Oct. 6	W	Denver	Moon
Oct. 13	W	at N.Y. Jets	Moon
Oct. 20	W	at Miami	Moon
Oct. 27	W	Cincinnati	Moon
Nov. 3	L	at Washington	Moon
Nov. 10	W	Dallas	Moon
Nov. 17	W	Cleveland	Moon
Nov. 24	L	at Pittsburgh	Moon
Dec. 2	L	Philadelphia	Moon
Dec. 8	W	Pittsburgh	Moon
Dec. 15	W	at Cleveland	Moon
Dec. 21	L	at N.Y. Giants	Moon

YEAR-BY-YEAR STARTING QUARTERBACKS

Wild Card			
Dec. 29	W (P)	N.Y. Jets	Moon
Divisional			
Jan. 4	L (P)	at Denver	Moon

Moon (11-5, 1-1)

1990 (9-7)

Date	W-L	Opponent	Starter
Sept. 9	L	at Atlanta	Moon
Sept. 16	L	at Pittsburgh	Moon
Sept. 23	W	Indianapolis	Moon
Sept. 30	W	at San Diego	Moon
Oct. 7	L	San Francisco	Moon
Oct. 14	W	Cincinnati	Moon
Oct. 21	W	New Orleans	Moon
Oct. 28	L	N.Y. Jets	Moon
Nov. 4	L	at L.A. Rams	Moon
Nov. 18	W	at Cleveland	Moon
Nov. 25	W	Buffalo	Moon
Dec. 2	L	at Seattle	Moon
Dec. 9	W	Cleveland	Moon
Dec. 16	W	at Kansas City	Moon
Dec. 23	L	at Cincinnati	Moon
Dec. 30	W	Pittsburgh	Carlson
Wild Card			
Jan. 6	L (P)	at Cincinnati	Carlson

Moon (8-7), Carlson (1-0, 0-1)

1989 (9-7)

Date	W-L	Opponent	Starter
Sept. 10	L	at Minnesota	Moon
Sept. 17	W	at San Diego	Moon
Sept. 24	L	Buffalo	Moon
Oct. 1	W	Miami	Moon
Oct. 8	L	at New England	Moon
Oct. 15	W	at Chicago	Moon
Oct. 22	W	Pittsburgh	Moon
Oct. 29	L	at Cleveland	Moon
Nov. 5	W	Detroit	Moon
Nov. 13	W	Cincinnati	Moon
Nov. 19	W	L.A. Raiders	Moon
Nov. 26	L	at Kansas City	Moon
Dec. 3	W	at Pittsburgh	Moon
Dec. 10	W	Tampa Bay	Moon
Dec. 17	L	at Cincinnati	Moon
Dec. 23	L	Cleveland	Moon
Wild Card			
Dec. 31	L (P)	Pittsburgh	Moon

Moon (9-7, 0-1)

1988 (10-6)

Date	W-L	Opponent	Starter
Sept. 4	W	at Indianapolis	Moon
Sept. 11	W	L.A. Raiders	Carlson
Sept. 18	L	at N.Y. Jets	Carlson
Sept. 25	W	New England	Carlson
Oct. 2	L	at Philadelphia	Carlson
Oct. 9	W	Kansas City	Carlson
Oct. 16	W	at Pittsburgh	Moon
Oct. 23	L	at Cincinnati	Moon
Oct. 30	W	Washington	Moon
Nov. 7	W	Cleveland	Moon
Nov. 13	L	at Seattle	Moon
Nov. 20	W	Phoenix	Moon
Nov. 24	W	at Dallas	Moon
Dec. 4	L	Pittsburgh	Moon
Dec. 11	W	Cincinnati	Moon
Dec. 18	L	at Cleveland	Moon
Wild Card			
Dec. 24	W (P)	at Cleveland	Moon
Divisional			
Jan. 1	L (P)	at Buffalo	Moon

Moon (7-4, 1-1), Carlson (3-2)

1987 (9-6)

Date	W-L	Opponent	Starter
Sept. 13	W	L.A. Rams	Moon
Sept. 20	L	at Buffalo	Moon
Oct. 4	W	at Denver	Pease
Oct. 11	W	at Cleveland	Pease
Oct. 18	L	New England	Pease
Oct. 25	W	Atlanta	Moon
Nov. 1	W	at Cincinnati	Moon
Nov. 8	L	at San Francisco	Moon
Nov. 15	W	at Pittsburgh	Moon
Nov. 22	L	Cleveland	Moon
Nov. 29	L	at Indianapolis	Moon
Dec. 6	W	San Diego	Moon
Dec. 13	L	at New Orleans	Moon
Dec. 20	W	Pittsburgh	Moon
Dec. 27	W	Cincinnati	Moon
Wild Card			
Jan. 3	W (P)	Seattle	Moon
Divisional			
Jan. 10	L (P)	at Denver	Moon

Moon (7-5, 1-1), Pease (2-1)

1986 (5-11)

Date	W-L	Opponent	Starter
Sept. 7	W	at Green Bay	Moon
Sept. 14	L	Cleveland	Moon
Sept. 21	L	at Kansas City	Moon
Sept. 28	L	Pittsburgh	Moon
Oct. 5	L	at Detroit	Moon
Oct. 12	L	Chicago	Moon
Oct. 19	L	at Cincinnati	Moon
Oct. 26	L	L.A. Raiders	Moon
Nov. 2	L	at Miami	Moon
Nov. 9	W	Cincinnati	Moon
Nov. 16	L	at Pittsburgh	Moon
Nov. 23	W	Indianapolis	Moon
Nov. 30	L	at Cleveland	Moon
Dec. 7	L	at San Diego	Luck
Dec. 14	W	Minnesota	Moon
Dec. 21	W	Buffalo	Moon

Moon (5-10), Luck (0-1)

1985 (5-11)

Date	W-L	Opponent	Starter
Sept. 8	W	Miami	Moon
Sept. 15	L	at Washington	Moon
Sept. 22	L	at Pittsburgh	Moon
Sept. 29	L	Dallas	Moon
Oct. 6	L	at Denver	Moon
Oct. 13	L	Cleveland	Moon
Oct. 20	W	Cincinnati	Moon
Oct. 27	W	at St. Louis	Moon
Nov. 3	W	Kansas City	Moon
Nov. 10	L	at Buffalo	Moon
Nov. 17	L	Pittsburgh	Moon
Nov. 24	W	San Diego	Luck
Dec. 1	L	at Cincinnati	Luck
Dec. 8	L	N.Y. Giants	Moon
Dec. 15	L	at Cleveland	Moon
Dec. 22	L	at Indianapolis	Moon

Moon (4-10), Luck (1-1)

1984 (3-13)

Date	W-L	Opponent	Starter
Sept. 2	L	L.A. Raiders	Moon
Sept. 9	L	Indianapolis	Moon
Sept. 16	L	at San Diego	Moon
Sept. 23	L	at Atlanta	Moon
Sept. 30	L	New Orleans	Moon
Oct. 7	L	at Cincinnati	Moon
Oct. 14	L	at Miami	Moon
Oct. 21	L	San Francisco	Moon
Oct. 28	L	Cincinnati	Moon
Nov. 4	L	at Pittsburgh	Moon
Nov. 11	W	at Kansas City	Moon
Nov. 18	W	N.Y. Jets	Moon
Nov. 25	L	at Cleveland	Moon
Dec. 2	W	Pittsburgh	Moon
Dec. 9	L	at L.A. Rams	Moon
Dec. 16	L	Cleveland	Moon

Moon (3-13)

1983 (2-14)

Date	W-L	Opponent	Starter
Sept. 4	L	Green Bay	Manning
Sept. 11	L	at L.A. Raiders	Manning
Sept. 18	L	Pittsburgh	Manning
Sept. 25	L	at Buffalo	Nielsen
Oct. 2	L	at Pittsburgh	Nielsen
Oct. 9	L	Denver	Nielsen
Oct. 16	L	at Minnesota	Nielsen
Oct. 23	L	Kansas City	Nielsen
Oct. 30	L	at Cleveland	Nielsen
Nov. 6	L	Cincinnati	Nielsen
Nov. 13	W	Detroit	Luck
Nov. 20	L	at Cincinnati	Luck
Nov. 27	L	at Tampa Bay	Luck
Dec. 4	L	Miami	Luck
Dec. 11	W	Cleveland	Luck
Dec. 18	L	at Baltimore	Luck

Nielsen (0-7), Luck (2-4), Manning (0-3)

1982 (1-8)

Date	W-L	Opponent	Starter
Sept. 12	L	at Cincinnati	Nielsen
Sept. 19	W	Seattle	Nielsen
Nov. 21	L	Pittsburgh	Nielsen
Nov. 28	L	at New England	Manning
Dec. 5	L	at N.Y. Giants	Manning
Dec. 13	L	Dallas	Manning
Dec. 19	L	at Philadelphia	Manning
Dec. 26	L	Cleveland	Manning
Jan. 2	L	Cincinnati	Nielsen

Nielsen (1-3), Manning (0-5)

1981 (7-9)

Date	W-L	Opponent	Starter
Sept. 6	W	at L.A. Rams	Stabler
Sept. 13	W	at Cleveland	Stabler
Sept. 20	L	Miami	Stabler
Sept. 27	L	at N.Y. Jets	Stabler
Oct. 4	W	Cincinnati	Stabler
Oct. 11	W	Seattle	Stabler
Oct. 18	L	at New England	Stabler
Oct. 26	L	at Pittsburgh	Stabler
Nov. 1	L	at Cincinnati	Stabler
Nov. 8	W	Oakland	Reaves
Nov. 15	L	at Kansas City	Reaves
Nov. 22	L	New Orleans	Stabler
Nov. 29	L	Atlanta	Stabler
Dec. 3	W	Cleveland	Stabler
Dec. 13	L	at San Francisco	Nielsen
Dec. 20	W	Pittsburgh	Nielsen

Stabler (5-7), Reaves (1-1), Nielsen (1-1)

1980 (11-5)

Date	W-L	Opponent	Starter
Sept. 7	L	at Pittsburgh	Stabler
Sept.15	W	at Cleveland	Stabler

YEAR-BY-YEAR STARTING QUARTERBACKS

Sept. 21	W	Baltimore	Stabler
Sept. 28	W	at Cincinnati	Stabler
Oct. 5	L	Seattle	Stabler
Oct. 12	L	at Kansas City	Stabler
Oct. 19	W	Tampa Bay	Stabler
Oct. 26	W	Cincinnati	Stabler
Nov. 2	W	at Denver	Stabler
Nov. 10	W	New England	Stabler
Nov. 16	W	at Chicago	Stabler
Nov. 23	L	at N.Y. Jets	Stabler
Nov. 30	L	Cleveland	Stabler
Dec. 4	W	Pittsburgh	Stabler
Dec. 14	W	at Green Bay	Stabler
Dec. 21	W	Minnesota	Stabler
Wild Card			
Dec. 28	L (P)	at Oakland	Stabler

Stabler (11-5, 0-1)

1979 (11-5)

Date	W-L	Opponent	Starter
Sept. 2	W	at Washington	Pastorini
Sept. 9	L	at Pittsburgh	Pastorini
Sept. 16	W	Kansas City	Nielsen
Sept. 23	W	at Cincinnati	Pastorini
Sept. 30	W	Cleveland	Pastorini
Oct. 7	L	St. Louis	Pastorini
Oct. 14	W	at Baltimore	Pastorini
Oct. 21	L	at Seattle	Pastorini
Oct. 28	W	N.Y. Jets	Pastorini
Nov. 5	W	at Miami	Pastorini
Nov. 11	W	Oakland	Pastorini
Nov. 18	W	Cincinnati	Pastorini
Nov. 22	W	at Dallas	Pastorini
Dec. 2	L	at Cleveland	Pastorini
Dec. 10	W	Pittsburgh	Pastorini
Dec. 16	L	Philadelphia	Pastorini
Wild Card			
Dec. 23	W (P)	Denver	Pastorini
Divisional			
Dec. 29	W (P)	at San Diego	Nielsen
AFC Championship			
Jan. 6	L (P)	at Pittsburgh	Pastorini

Pastorini (10-5, 1-1), Nielsen (1-0, 1-0)

1978 (10-6)

Date	W-L	Opponent	Starter
Sept. 3	L	at Atlanta	Pastorini
Sept. 10	W	at Kansas City	Pastorini
Sept. 17	W	San Francisco	Pastorini
Sept. 24	L	L.A. Rams	Pastorini
Oct. 1	W	at Cleveland	Pastorini
Oct. 8	L	at Oakland	Pastorini
Oct. 15	W	Buffalo	Pastorini
Oct. 23	W	at Pittsburgh	Pastorini
Oct. 29	L	at Cincinnati	Pastorini
Nov. 5	W	Cleveland	Pastorini
Nov. 12	W	at New England	Pastorini
Nov. 20	W	Miami	Pastorini
Nov. 26	W	Cincinnati	Pastorini
Dec. 3	L	Pittsburgh	Pastorini
Dec. 10	W	at New Orleans	Pastorini
Dec. 17	L	San Diego	Pastorini
Wild Card			
Dec. 24	W (P)	at Miami	Pastorini
Divisional			
Dec. 31	W (P)	at New England	Pastorini
AFC Championship			
Jan. 7	L (P)	at Pittsburgh	Pastorini

Pastorini (10-6, 2-1)

1977 (8-6)

Date	W-L	Opponent	Starter
Sept. 18	W	N.Y. Jets	Pastorini
Sept. 25	W	at Green Bay	Pastorini
Oct. 2	L	at Miami	Pastorini
Oct. 9	W	Pittsburgh	Pastorini
Oct. 16	L	Cleveland	Hadl
Oct. 23	L	at Pittsburgh	Pastorini
Oct. 30	L	at Cincinnati	Hadl
Nov. 6	W	Chicago	Pastorini
Nov. 13	L	at Oakland	Pastorini
Nov. 20	W	at Seattle	Pastorini
Nov. 27	W	Kansas City	Pastorini
Dec. 4	L	Denver	Pastorini
Dec. 11	W	at Cleveland	Pastorini
Dec. 18	W	Cincinnati	Pastorini

Pastorini (8-4), Hadl (0-2)

1976 (5-9)

Date	W-L	Opponent	Starter
Sept. 12	W	Tampa Bay	Pastorini
Sept. 19	W	at Buffalo	Pastorini
Sept. 26	L	Oakland	Pastorini
Oct. 3	W	at New Orleans	Pastorini
Oct. 10	W	Denver	Pastorini
Oct. 17	L	at San Diego	Pastorini
Oct. 24	L	Cincinnati	Pastorini
Nov. 1	L	at Baltimore	Pastorini
Nov. 7	L	Cleveland	Pastorini
Nov. 14	L	at Cincinnati	Hadl
Nov. 21	L	at Pittsburgh	Hadl
Nov. 28	W	Atlanta	Hadl
Dec. 5	L	at Cleveland	Hadl
Dec. 11	L	Pittsburgh	Pastorini

Pastorini (4-6), Hadl (1-3)

1975 (10-4)

Date	W-L	Opponent	Starter
Sept. 21	W	at New England	Pastorini
Sept. 28	W	San Diego	Pastorini
Oct. 5	L	Cincinnati	Pastorini
Oct. 12	W	at Cleveland	Pastorini
Oct. 19	W	Washington	Pastorini
Oct. 26	W	Detroit	Pastorini
Nov. 2	W	at Kansas City	Pastorini
Nov. 9	L	at Pittsburgh	Pastorini
Nov. 16	W	Miami	Pastorini
Nov. 24	L	Pittsburgh	Pastorini
Nov. 30	L	at Cincinnati	Pastorini
Dec. 7	W	at San Francisco	Pastorini
Dec. 14	W	at Oakland	Pastorini
Dec. 21	W	Cleveland	Pastorini

Pastorini (10-4)

1974 (7-7)

Date	W-L	Opponent	Starter
Sept. 15	W	San Diego	Dickey
Sept. 22	L	at Cleveland	Dickey
Sept. 29	L	Kansas City	Dickey
Oct. 6	L	Pittsburgh	Dickey
Oct. 13	L	at Minnesota	Pastorini
Oct. 20	L	St. Louis	Pastorini
Oct. 27	W	at Cincinnati	Pastorini
Nov. 3	W	at N.Y. Jets	Pastorini
Nov. 10	W	at Buffalo	Pastorini
Nov. 17	W	Cincinnati	Pastorini
Nov. 24	L	Dallas	Pastorini
Dec. 1	W	at Pittsburgh	Pastorini
Dec. 8	L	at Denver	Pastorini
Dec. 15	W	Cleveland	Pastorini

Pastorini (6-4), Dickey (1-3)

1973 (1-13)

Date	W-L	Opponent	Starter
Sept. 16	L	at N.Y. Giants	Pastorini
Sept. 23	L	at Cincinnati	Pastorini
Sept. 30	L	Pittsburgh	Pastorini
Oct. 7	L	L.A. Rams	Pastorini
Oct. 14	L	Denver	Pastorini
Oct. 21	L	at Cleveland	Pastorini
Oct. 28	L	at Chicago	Pastorini
Nov. 4	W	at Baltimore	Dickey
Nov. 11	L	Cleveland	Dickey
Nov. 18	L	at Kansas City	Dickey
Nov. 25	L	New England	Dickey
Dec. 2	L	Oakland	Pastorini
Dec. 9	L	at Pittsburgh	Pastorini
Dec. 16	L	Cincinnati	Pastorini

Pastorini (0-10), Dickey (1-3)

1972 (1-13)

Date	W-L	Opponent	Starter
Sept. 17	L	at Denver	Pastorini
Sept. 24	L	at Miami	Pastorini
Oct. 1	W	N.Y. Jets	Pastorini
Oct. 9	L	Oakland	Pastorini
Oct. 15	L	at Pittsburgh	Pastorini
Oct. 22	L	Cleveland	Pastorini
Oct. 29	L	at Cincinnati	Pastorini
Nov. 5	L	at Cleveland	Pastorini
Nov. 12	L	Philadelphia	Pastorini
Nov. 19	L	Green Bay	Pastorini
Nov. 26	L	at San Diego	Pastorini
Dec. 3	L	at Atlanta	Pastorini
Dec. 10	L	Pittsburgh	Pastorini
Dec. 17	L	Cincinnati	Nix

Pastorini (1-12), Nix (0-1)

1971 (4-9-1)

Date	W-L	Opponent	Starter
Sept. 19	L	at Cleveland	Johnson
Sept. 26	L	Kansas City	Johnson
Oct. 3	T	New Orleans	Dickey
Oct. 10	L	at Washington	Johnson
Oct. 17	L	Detroit	Pastorini
Oct. 24	L	at Pittsburgh	Pastorini
Oct. 31	W	Cincinnati	Pastorini
Nov. 7	L	at New England	Pastorini
Nov. 14	L	at Oakland	Dickey
Nov. 21	L	at Cincinnati	Pastorini
Nov. 28	L	Cleveland	Johnson
Dec. 5	W	Pittsburgh	Pastorini
Dec. 12	W	at Buffalo	Pastorini
Dec. 19	W	San Diego	Pastorini

Johnson (0-4), Pastorini (4-4), Dickey (0-1-1)

1970 (3-10-1)

Date	W-L	Opponent	Starter
Sept. 20	W	at Pittsburgh	Johnson
Sept. 27	L	Miami	Johnson
Oct. 4	W	at Cincinnati	Johnson
Oct. 11	L	Baltimore	Johnson
Oct. 18	L	Pittsburgh	Johnson
Oct. 25	T	at San Diego	Hadl
Nov. 1	L	at St. Louis	Rhome
Nov. 8	L	at Kansas City	Johnson
Nov. 15	L	San Francisco	Johnson
Nov. 22	L	at Cleveland	Johnson
Nov. 29	W	Denver	Johnson
Dec. 7	L	Cleveland	Johnson
Dec. 13	L	Cincinnati	Rhome
Dec. 20	L	at Dallas	Rhome

Johnson (3-7), Rhome (0-3), Hadl (0-0-1)

YEAR-BY-YEAR STARTING QUARTERBACKS

1969 (6-6-2)

Date	W-L	Opponent	Starter
Sept.14	L	at Oakland	Beathard
Sept. 21	W	at Buffalo	Beathard
Sept. 28	W	Miami	Beathard
Oct. 5	W	Buffalo	Beathard
Oct. 12	L	at Kansas City	Beathard
Oct. 20	L	at N.Y. Jets	Beathard
Oct. 26	W	Denver	Beathard
Nov. 2	L	at Boston	Beathard
Nov. 9	T	Cincinnati	Trull
Nov. 16	T	at Denver	Trull
Nov. 23	W	at Miami	Beathard
Nov. 27	L	San Diego	Beathard
Dec. 6	L	N.Y. Jets	Trull
Dec. 14	W	Boston	Beathard
Playoff			
Dec. 21	L (P)	at Oakland	Beathard

Beathard (6-5, 0-1), Trull (0-1-2)

1968 (7-7)

Date	W-L	Opponent	Starter
Sept. 9	L	Kansas City	Beathard
Sept. 14	W	at Miami	Beathard
Sept. 21	L	at San Diego	Beathard
Sept. 29	L	Oakland	Beathard
Oct. 6	L	Miami	Davis
Oct. 13	W	at Boston	Davis
Oct. 20	L	N.Y. Jets	Davis
Oct. 27	W	at Buffalo	Trull
Nov. 3	W	at Cincinnati	Trull
Nov. 10	L	at N.Y. Jets	Trull
Nov. 17	W	Denver	Beathard
Nov. 28	L	at Kansas City	Beathard
Dec. 7	W	Buffalo	Beathard
Dec. 15	W	Boston	Trull

Beathard (3-4), Trull (3-1), Davis (1-2)

1967 (9-4-1)

Date	W-L	Opponent	Starter
Sept. 9	L	Kansas City	Lee
Sept. 17	W	at Buffalo	Lee
Sept. 24	L	at San Diego	Lee
Oct. 1	W	Denver	Beathard
Oct. 15	T	at N.Y. Jets	Davis
Oct. 22	W	at Kansas City	Davis
Oct.29	W	Buffalo	Beathard
Nov. 5	L	at Boston	Beathard
Nov. 12	W	at Denver	Beathard
Nov. 26	W	Boston	Beathard
Dec. 3	W	Miami	Beathard
Dec. 10	L	Oakland	Beathard
Dec. 16	W	San Diego	Beathard
Dec. 23	W	at Miami	Beathard
AFL Championship			
Dec. 31	L (P)	at Oakland	Beathard

Beathard (7-2, 0-1), Lee (1-2), Davis (1-0-1)

1966 (3-11)

Date	W-L	Opponent	Starter
Sept. 3	W	Denver	Blanda
Sept. 10	W	Oakland	Blanda
Sept. 18	L	at N.Y. Jets	Blanda
Sept. 25	L	at Buffalo	Blanda
Oct. 2	L	at Denver	Blanda
Oct. 16	W	N.Y. Jets	Blanda
Oct. 23	L	Miami	Blanda
Oct. 30	L	at Kansas City	Blanda
Nov. 6	L	at Oakland	Trull
Nov. 13	L	at Boston	Trull
Nov. 20	L	Buffalo	Trull
Dec. 4	L	San Diego	Trull
Dec. 11	L	Boston	Humphrey
Dec. 18	L	at Miami	Trull

Blanda (3-5), Trull (0-5), Humphrey (0-1)

1965 (4-10)

Date	W-L	Opponent	Starter
Sept. 12	W	N.Y. Jets	Blanda
Sept. 19	W	Boston	Blanda
Sept. 26	L	at Oakland	Blanda
Oct. 3	L	at San Diego	Blanda
Oct. 17	L	at Denver	Blanda
Oct. 24	W	Kansas City	Trull
Oct. 31	W	at Buffalo	Trull
Nov. 7	L	Oakland	Blanda
Nov. 14	L	Denver	Blanda
Nov. 21	L	at N.Y. Jets	Blanda
Nov. 28	L	at Kansas City	Blanda
Dec. 5	L	Buffalo	Blanda
Dec. 12	L	San Diego	Trull
Dec. 18	L	at Boston	Blanda

Blanda (2-9), Trull (2-1)

1964 (4-10)

Date	W-L	Opponent	Starter
Sept. 12	L	at San Diego	Blanda
Sept. 19	W	Oakland	Blanda
Sept. 27	W	at Denver	Blanda
Oct. 4	L	at Kansas City	Blanda
Oct. 11	L	Buffalo	Blanda
Oct. 17	L	at N.Y. Jets	Blanda
Oct. 25	L	San Diego	Blanda
Nov. 1	L	at Buffalo	Blanda
Nov. 6	L	at Boston	Blanda
Nov. 15	L	at Oakland	Blanda
Nov. 22	L	Kansas City	Trull
Nov. 29	L	Boston	Blanda
Dec. 13	W	N.Y. Jets	Blanda
Dec. 20	W	Denver	Blanda

Blanda (4-9), Trull (0-1)

1963 (6-8)

Date	W-L	Opponent	Starter
Sept. 7	L	Oakland	Blanda
Sept. 14	W	Denver	Blanda
Sept. 22	L	at N.Y. Jets	Blanda
Sept. 28	W	Buffalo	Blanda
Oct. 6	L	Kansas City	Blanda
Oct. 13	W	Denver	Blanda
Oct. 20	W	Buffalo	Blanda
Oct. 27	W	Kansas City	Blanda
Nov. 1	L	at Boston	Blanda
Nov. 10	W	N.Y. Jets	Blanda
Dec. 1	L	at San Diego	Blanda
Dec. 8	L	Boston	Blanda
Dec. 15	L	San Diego	Lee
Dec. 22	L	at Oakland	Blanda

Blanda (6-7), Lee (0-1)

1962 (11-3)

Date	W-L	Opponent	Starter
Sept. 9	W	at Buffalo	Blanda
Sept. 16	L	at Boston	Blanda
Sept. 23	W	at San Diego	Blanda
Oct. 7	W	Buffalo	Blanda
Oct. 14	W	N.Y. Titans	Blanda
Oct. 21	L	at Denver	Blanda
Oct. 28	L	Dallas	Blanda
Nov. 4	W	at Dallas	Blanda
Nov. 11	W	at Oakland	Blanda
Nov. 18	W	Boston	Blanda
Nov. 25	W	San Diego	Blanda
Dec. 2	W	Denver	Blanda
Dec. 9	W	Oakland	Blanda
Dec. 15	W	at N.Y. Titans	Blanda
AFL Championship			
Dec. 23	L (P)	Dallas	Blanda

Blanda (11-3, 0-1)

1961 (10-3-1)

Date	W-L	Opponent	Starter
Sept. 9	W	Oakland	Blanda
Sept. 24	L	at San Diego	Blanda
Oct. 1	L	at Dallas	Blanda
Oct. 8	L	Buffalo	Lee
Oct. 13	T	at Boston	Lee
Oct. 22	W	Dallas	Lee
Oct. 29	W	at Buffalo	Blanda
Nov. 5	W	at Denver	Blanda
Nov. 12	W	Boston	Blanda
Nov. 19	W	N.Y. Titans	Blanda
Nov. 26	W	Denver	Blanda
Dec. 3	W	San Diego	Blanda
Dec. 10	W	at N.Y. Titans	Blanda
Dec. 17	W	at Oakland	Blanda
AFL Championship			
Dec. 24	W (P)	at San Diego	Blanda

Blanda (9-2, 1-0), Lee (1-1-1)

1960 (10-4)

Date	W-L	Opponent	Starter
Sept. 11	W	at Oakland	Blanda
Sept. 18	W	L.A. Chargers	Blanda
Sept. 25	L	Oakland	Blanda
Oct. 9	W	N.Y. Titans	Blanda
Oct. 16	W	Dallas	Blanda
Oct. 23	W	at N.Y. Titans	Blanda
Oct. 30	L	at Buffalo	Blanda
Nov. 6	W	at Denver	Blanda
Nov. 13	L	at L.A. Chargers	Blanda
Nov. 20	W	Denver	Lee
Nov. 25	W	at Boston	Lee
Dec. 4	L	at Dallas	Lee
Dec. 11	W	Buffalo	Blanda
Dec. 18	W	Boston	Blanda
AFL Championship			
Jan. 1	W (P)	L.A. Chargers	Blanda

Blanda (8-3, 1-0), Lee (2-1)

ALL-TIME ALL-PRO SELECTIONS

AFL ALL-PRO

1960 George Blanda, QB (Honorable Mention, UPI)
Billy Cannon, RB (Second Team, UPI, OF)
Mike Dukes, LB (First Team, UPI)
Don Floyd, DE (Honorable Mention, UPI)
Bill Groman, E (First Team, UPI, OF)
Charlie Hennigan, RB (Honorable Mention, UPI)
Al Jamison, T (First Team, AP, Second Team OF)
Mark Johnston, S (First Team, AP, Second Team, UPI, OF)
Rich Michael, T (First Team, UPI, OF)
Dennit Morris, LB (Second Team OF, Honorable Mention, UPI)
Jim Norton, S (Honorable Mention, UPI)
Hugh Pitts, LB (Honorable Mention, UPI)
Dave Smith, (First Team, AP, UPI, OF)
Julian Spence, CB (First Team, UPI)
Orville Trask, DT (Second Team, UPI, OF)
Fred Wallner, T (Honorable Mention, UPI)

1961 Tony Banfield, CB (First Team, AP, UPI, OF, SN, Second Team, NY)
George Blanda, QB (First Team, AP, UPI, OF, SN, NY)
Billy Cannon, HB (First Team, AP, UPI, OF , SN, NY)
Don Floyd, DE (First Team, OF)
Bill Groman, E (First Team, AP, SN, Second Team, UPI, NY)
Charlie Hennigan, E (First Team, AP, UPI, OF, SN, NY)
Ed Husmann, DT (Second Team, UPI, NY)
Al Jamison, T (First Team, AP, UPI, OF, SN, NY)
Mark Johnston, S (First Team, NY)
Jim Norton, S (Second Team, UPI, NY)
Bob Schmidt, C (Second Team, OF)
Bob Talamini, G (Second Team, OF, UPI)
Charley Tolar, FB (Second Team, UPI, OF)

1962 Tony Banfield, CB, (First Team, AP, UPI, OF)
George Blanda, QB (Second Team, AP, UPI)
Doug Cline, OLB (Second Team, AP UPI)
Don Floyd, DE (First Team, AP, UPI, OF)
Charlie Hennigan, E (First Team, AP, UPI, OF)
Ed Husmann, DT (First Team AP, UPI)
Al Jamison, T (First Team, AP, UPI)
Jim Norton, S (First Team, UPI, Second Team, AP)
Bob Schmidt, C (Second Team, AP, UPI)
Bob Talamini, G (First Team UPI, OF)
Charley Tolar, FB (Second Team, AP, UPI)

1963 Tony Banfield, CB (First Team, AP, UPI, OF, PF)
George Blanda, QB (Second Team, AP, NY)
Doug Cline, OLB (Second Team, AP, NY, UPI)
Don Floyd, DE (Second Team, NY)
Fred Glick, S (First Team, AP, UPI, OF, NEA, NY)
Charlie Hennigan, E (Second Team, NEA, NY, Honorable Mention, AP)
Ed Husmann, DT (Second Team, UPI)
Bobby Jancik, S (Second Team, NY, Honorable Mention, AP, UPI)
Rich Michael, T (Honorable Mention, UPI)
Bob Schmidt, C (Second Team, UPI, NEA)
Bob Talamini, G (First Team, AP, OF, NEA, NY, Second Team, UPI)
Hogan Wharton, G (Honorable Mention, AP)

1964 Sonny Bishop, T (Second Team, UPI)
Sid Blanks, T (Second Team, UPI)
Don Floyd, DE (Second Team, UPI)
Fred Glick, S (First Team, OF, Second Team, NEA)
Charlie Hennigan, E (First Team, AP, UPI, NEA, OF, NY)
Pete Jaquess, CB (Second Team, AP)
Bob Talamini, G (First Team, NEA, OF, Second Team, AP, UPI, NY)

1965 Sonny Bishop, G (Second Team, NY)
Ode Burrell, RB (Second Team, NY)
Willie Frazier, TE (First Team, AP, UPI, OF, NEA, NY)
W.K. Hicks, CB (Second Team, AP, UPI, NY)
Bob Talamini, G (First Team, AP, UPI, OF, NY)

1966 Johnny Baker, OLB (Second Team, NEA)
George Blanda, K (Second Team, NY)
Walter Suggs, T (Second Team, UPI, NEA)
Bob Talamini, G (First Team, OF, Second Team, UPI, NEA, NY)

1967 Miller Farr, CB (First Team, AP, UPI, NEA, SN, FN, NY, DE)

LEGEND

AP -	Associated Press
CP -	College & Pro Football Newsweekly
DMN -	Dallas Morning News
DB -	Dick Butkus Football Network
DE -	Detroit News
DH -	Don Heinrich (Pro Football Scouts)
DP -	Diet Pepsi Rookie Rookie of the Year
DZ -	Paul Zimmerman (N.Y. Post, 1969 -78; Sports Ill., 1979-present)
FD -	Football Digest
FI -	NFL Films
FN -	Football News
FO -	Gordon Forbes, USA Today
FW -	Pro Football Weekly
FX -	Larry Fox, N.Y. Daily News
GN -	Gannett News Service
HF -	Pro Football Hall of Fame
JT -	Joe Theismann
NA -	The National
NBC -	NBC Sports.com
NEA -	Newspaper Enterprise Association
NY -	New York Daily News
OA -	Bob Oates, L.A. Times
OF -	Official AFL Team
PF -	Pro Football Digest
PK -	Peter King, Sports Illust.
RS -	Pamela Robbins Scott
SI -	Sports Illustrated
SN -	The Sporting News
TP -	Topps All-Pro Team
UPI -	United Press International
USA -	USA Today
WA -	Pro Football Writers of America

Hoyle Granger, RB (Second Team, AP, UPI, NEA)
Pat Holmes, DE (First Team, AP, UPI, NEA, FN, DE, Second Team, SN, NY)
Bobby Maples, C (Second Team, AP, UPI, NY)
Jim Norton, S (First Team, FN, DE, Second Team, AP, UPI, NY)
Walter Suggs, T (First Team, SN, FN, Second Team, AP, UPI, NEA)
Bob Talamini, G (First Team, AP, UPI, NEA, SN, FN, DE)
George Webster, OL (First Team, AP, UPI, NEA, SN, FN, NY, DE)

1968 Miller Farr, CB (First Team, PF, AP, UPI, NEA, SN, FN, NY, FW)
Hoyle Granger, RB (Second Team, FN)
Ken Houston, S (Second Team, SN, NEA)
Alvin Reed, TE (First Team, SN, FN, NY, Second Team, AP, UPI)
Walter Suggs, T (First Team, SN, Second Team, AP, UPI, NEA, FN)
George Webster, OLB (First Team, PF, WA, AP, UPI, NEA, SN, FN, NY, FW)

1969 Elvin Bethea, DE (Second Team, UPI)
Sonny Bishop, G (Second Team, SN, Honorable Mention, UPI)
Garland Boyette, MLB (Honorable Mention, UPI)
Miller Farr, CB (First Team, SN, Second Team, AP, UPI, NEA, NY, SI)
Hoyle Granger, RB (Second Team, SI, Honorable Mention, UPI, PF)
Ken Houston, S (First Team, NY, SI, Second Team, AP, UPI, SN,

ALL-TIME ALL-PRO SELECTIONS

FN)
Alvin Reed, TE (First Team, SN, Second Team, AP, UPI, NEA, NY, SI, PF)
Tom Regner, G (Honorable Mention, UPI)
George Webster, OLB (First Team, WA, AP, UPI, NEA, SN, NY, SI, PF, Second Team, HF, NEA)
Walter Suggs, T (Second Team, AP, UPI, NEA, NY)

NFL ALL-PRO

1970 Ken Houston, S (Second Team, NEA)
1971 Ken Houston, S (First Team, DZ, TP, FW, Second Team, WA, NEA, FN)
1972 Ken Houston, S (Second Team, WA, NEA)
1973 Elvin Bethea, DE (Second Team, NEA)
1975 Elvin Bethea, DE (First Team, FN, CP, Second Team, AP, NEA)
Robert Brazile, OLB (First Team, DZ)
Curley Culp, DT (First Team, AP, WA, NEA, NY, FW)
Billy Johnson, KR (First Tean, FW, Second Team, FN)
1976 Robert Brazile, OLB (First Team, WA, FN, NY, Second Team, AP)
1977 Robert Brazile, OLB (First Team, NEA, Second Team, AP)
Ken Burrough, WR (Second Team, AP, NEA)
Curley Culp, DT (Second Team, NEA)
Billy Johnson, KR (First Team, AP, WA, TP, NY, FX, CP, RS, FW)
1978 Elvin Bethea, DE (Second Team, NEA)
Robert Brazile, OLB (First Team, AP, WA, NEA, CP, FW)
Earl Campbell, RB (First Team, AP, WA, NEA, CP, DZ, NY, FX, FW)
Curley Culp, DT (Second Team, AP, NEA)
1979 Elvin Bethea, DE (Second Team, AP)
Robert Brazile, OLB (First Team, AP, FW, NEA, WA)
Earl Campbell, RB (First Team, AP, SN, FW, NEA, WA)
Curly Culp, DT (Second Team, AP)
Toni Fritsch, PK (First Team, AP, WA, NEA, DZ)
Leon Gray, T (First Team, AP, WA, NEA, CP, FW)
Vernon Perry, S (First Team, DZ)
Mike Reinfeldt, S (First Team, AP, WA, NEA, CP, NY, FX, FW)
1980 Gregg Bingham, ILB (First Team, FX)
Robert Brazile, OLB (First Team, WA, NEA, SN, CP, FD, FX, FW, Second Team, AP)
Earl Campbell, RB (First Team, AP, WA, NEA, SN, CP, FD, DZ, NY, FX, FW)
Leon Gray, T (First Team, AP, WA, SN, FD, FW, Second Team, NEA)
Bob Young, G (First Team, FD)
1981 Gregg Bingham, ILB (Honorable Mention, DH)
Robert Brazile, OLB (Second Team, AP, DH)
Earl Campbell, RB (First Team, CP, Second Team, DH)
Dave Casper, TE (Honorable Mention, DH)
Vernon Perry, S (First Team, CP, Honorable Mention, DH)
1982 Earl Campbell, RB (Honorable Mention, DH)
Dave Casper, TE (Honorable Mention, OA)
1983 Earl Campbell, RB (Honorable Mention, DH)
Mike Munchak, G (Second Team, NEA)
1984 Mike Munchak, G (Second Team, NEA, DH)
1985 Bo Eason, S (Second Team, NEA)
Bruce Matthews, T (Honorable Mention, DH)
Mike Munchak, T (First Team, FD, Second Team, AP, NEA, DH)
1986 Bruce Matthews, T (Third Team, GN)
1987 Keith Bostic, S (First Team, NEA, FD, FI, Second Team, AP, DH)
Ray Childress, DE (Honorable Mention, DH)
Ernest Givins, WR (Honorable Mention, DH)
Warren Moon, QB (Honorable Mention, DH)
Mike Munchak, G (First Team, AP, WA, NEA, SN, FO, FD, TP, DH)
Mike Rozier, RB (Honorable Mention, DH)
1988 Patrick Allen, CB (Honorable Mention, AP)
Keith Bostic, S (Honorable Mention, AP)
Ray Childress, DE (Second Team, AP, NEA, CP, FD, Honorable Mention, DH)
Jeff Donaldson, S (Second Team, CP, Honorable Mention, AP, DH)
Drew Hill, WR (First Team, DH, Honorable Mention, AP)
Bruce Matthews, G (First Team, AP, WA, SN, FD, FO, DZ, DH, FW, Second Team, NEA, CP)
Warren Moon, QB (Honorable Mention, DH)
Mike Munchak, G (First Team, WA, NEA, FO, FW, Second Team, AP)
1989 Ray Childress, DE (Second Team, AP, Honorable Mention, DH)
Bruce Matthews, G (First Team, AP, SN, DZ, FD, FI, FW, Second Team, NEA, CP)
Greg Montgomery, P (First Team, NEA, Honorable Mention, DH)
Warren Moon, QB (Honorable Mention, DH)
Mike Munchak, G (First Team, NEA, FO, Second Team, AP)
Eugene Seale, ST (First Team, FW)
1990 Ray Childress, DE (First Team, WA, CP, FO, DZ, SN, DH, Second Team, AP, NEA, NA, Honorable Mention, PK)
Ernest Givins, WR (Second Team, AP, Honorable Mention, DH, PK)
Drew Hill, WR (Honorable Mention, AP, DH)
Haywood Jeffires, WR (Second Team, CP, NA, Honorable Mention, DH)
Richard Johnson, CB (Second Team, CP, Honorable Mention, AP)
Terry Kinard, S (Honorable Mention, AP)
Bruce Matthews, G (First Team, AP, WA, NEA, CP, FO, SN, FI, DH, FW, Second Team, PK)
Bubba McDowell, S (Honorable Mention, AP, DH)
Greg Montgomery, P (Honorable Mention, AP, DH)
Warren Moon, QB (First Team, SN, FI, Second Team, AP, DH, Honorable Mention, FD, PK)
Mike Munchak, G (Second Team, AP, DH)
1991 Ray Childress, DT (First Team, NEA, CP, FO, FD, FI, DH, Honorable Mention, AP)
Cris Dishman, CB (First Team, AP, FO, FD, FI, DH, FW, Second Team, CP)
William Fuller, DE (Honorable Mention, AP, DH)
Haywood Jeffires, WR (First Team, AP, WA, FD, FI, Second Team, NEA, CP, DH)
Bruce Matthews, C (First Team, NEA, FD, FI, FW, Second Team, AP, CP)
Bubba McDowell, S (Second Team, AP, CP, DH)
Warren Moon, QB (Honorable Mention, AP, DH)
Mike Munchak, G (First Team, AP, WA, FW, CP, FD, Second Team,NEA, Honorable Mention, DH)
Bo Orlando, S (Honorable Mention, AP)
Al Smith, MLB (First Team, WA, FW, Second Team, CP, DH, Honorable Mention, AP)
1992 Ray Childress, DT (First Team, AP, WA, NEA, CP, FO, DZ, FI, JT)
Cris Dishman, S (Honorable Mention, AP)
William Fuller, DE (Honorable Mention, AP, JT)
Ernest Givins, WR (Honorable Mention, JT)
Haywood Jeffires, WR (Honorable Mention, AP, JT)
Bruce Matthews, C (First Team, AP, WA, NEA, SN, FD, JT, Second Team, CP)
Bubba McDowell, S (First Team, JT, Honorable Mention, AP)
Greg Montgomery, P (Honorable Mention, AP, JT)
Mike Munchak, G (Second Team, AP, CP, JT)
Al Smith, MLB (First Team, AP, FD, Second Team, NEA, CP, FO, Honorable Mention, JT)
Lorenzo White, RB (Honorable Mention, AP, JT)
1993 Ray Childress, DT (First Team, FO, Second Team, AP, CP, FD, Honorable Mention, JT)
Al Del Greco, K (Second Team, FD, Honorable Mention, AP)
Cris Dishman, CB (Honorable Mention, AP, JT)
Sean Jones, DE (Honorable Mention, AP, JT)
Bruce Matthews, C (First Team, WA, SN, CP, FD, FI, Second Team, AP)
Greg Montgomery, P (First Team, AP, WA, SN, CP, FD, FI, Honorable Mention, JT)
Warren Moon, QB (Honorable Mention, AP, JT)
Mike Munchak, G (First Team, FD, FI, Second Team, AP, CP)
Bo Orlando, S (Honorable Mention, AP)
Marcus Robertson, S (First Team, AP, SN, JT, Second Team, CP)
Webster Slaughter, WR (Honorable Mention, AP)
Al Smith, MLB (Honorable Mention, AP)
1994 Rich Camarillo, P (Honorable Mention, AP)
Bruce Matthews, C (Honorable Mention, AP)
1995 Michael Barrow, MLB (First Team, DZ)

ALL-TIME ALL-PRO SELECTIONS

Blaine Bishop, S (First Team, DZ, Second Team, FD, Honorable Mention, AP)
Darryll Lewis, CB (First Team, FD, TJ, Honorable Mention, AP)
Bruce Matthews, G (Second Team, BM, Honorable Mention, AP)
Mark Stepnoski, C (Honorable Mention, AP)

1996 Blaine Bishop, S (Honorable Mention, AP)
Al Del Greco, K (Honorable Mention, AP)
Cris Dishman, CB (Honorable Mention, AP)
Mel Gray, KR (Honorable Mention, AP)
Bruce Matthews, G, (First Team, DB, Second Team, AP, FD)
John Henry Mills, ST (Second Team, FI)
Mark Stepnoski, C (Second Team, AP, FD)

1997 Blaine Bishop, S (Honorable Mention, AP)
Brad Hopkins, T (First Team, DZ, Honorable Mention, AP)
Bruce Matthews, G (Honorable Mention, AP)
Marcus Robertson, S (First Team, DZ, Honorable Mention, AP)

1998 Craig Hentrich, P (First Team, AP, WA, CP, SN, FD, USA)
Bruce Matthews, G (First Team, AP, WA, SN, USA, Second Team, FD)
Frank Wycheck, TE (First Team, DZ, Second Team, CP, FD)

1999 Eddie George, RB (Second Team, AP, CP, FD)
Jevon Kearse, DE (First Team, AP, DZ, CP, SN, FD, FW, WA)
Bruce Matthews, G (First Team, AP, FD, FW, WA)
Jon Runyan, T (Second Team, AP, FD)

2000 Blaine Bishop, S (First Team, FD, Second Team, AP)
Keith Bulluck, ST (Second Team, FD)
Eddie George, RB (First Team, AP, CP, FD, FW, WA)
Jevon Kearse, DE (First Team, FO)
Derrick Mason, KR (First Team, AP, CP, DZ, FO, FW, SN, WA, Second Team, FD)
Bruce Matthews, G (First Team, AP, FW, SN, FD, WA)
Samari Rolle, CB (First Team, AP, CP, FD, FW, SN, WA)

2001 Frank Wycheck, TE (Second Team, AP)

2002 Keith Bulluck, LB (Second Team, AP)

2003 Keith Bulluck, LB (First Team, AP, DZ, FW, WA, PK)
Steve McNair, QB (Second Team, AP, FD, First Team, DZ)
Craig Hentrich, P (First Team, PD)

2004 Keith Bulluck, LB (First Team, DZ)

2007 Albert Haynesworth, DT (First Team, AP, DZ, FW, WA)
Rob Bironas, K (First Team, AP, SN, SI)

2008 Albert Haynesworth, DT (First Team, AP, SN, SI, NBC, DMN)
Cortland Finnegan, CB (First Team, AP, SN, SI, NBC, DMN)
Kevin Mawae, C (First Team, AP, NBC)
Michael Roos, OT (First Team, AP, SN, SI, DMN)
David Stewart, OT (Second Team, AP)

2009 Tony Brown, DT (SI)
Chris Johnson, RB (First Team, AP, SN, SI, FW/WA)
Michael Roos, OT (First Team, DMN, Second Team, AP)

2010 Michael Griffin, S (Second Team, AP)

2011 Michael Roos, OT (First Team, SN)

2013 Jurrell Casey, DT (Second Team, AP)
Alterraun Verner, CB (First Team, SI, Second Team, AP)

ALL-AFC

1970 Elvin Bethea, DE (Honorable Mention, UPI)
Glen Ray Hines, T (Honorable Mention, UPI)
Ken Houston, S (First Team, FW, Second Team, UPI)
Jerry LeVias, WR (Honorable Mention, UPI)
Zeke Moore, CB (Honorable Mention, UPI)
Ron Pritchard, OLB (Second Team, UPI)
Alvin Reed, TE (First Team, UPI, FW)
Walter Suggs, T (Honorable Mention, UPI)

1971 Elvin Bethea, DE (First Team, FW, Second Team, UPI)
Ken Houston, S (First Team, UPI, SN, FW)
Ron Pritchard, OLB (Second Team, UPI)

1972 Elvin Bethea, DE (First Team, SN, Second Team, UPI)
Ken Houston, S (Second Team, UPI)
Guy Murdock, C (All-Rookie)
Mike Tilleman, DT (Honorable Mention, UPI)

1973 Gregg Bingham, LB (All-Rookie)
Elvin Bethea, DE (Second Team, UPI)
John Matuszak, DT (All-Rookie)

1974 Elvin Bethea, DE (First Team, FW, TP, Second Team, UPI)
Gregg Bingham, MLB (Honorable Mention, UPI)
Ken Burrough, WR (Honorable Mention, UPI)

1975 Elvin Bethea, DE (First Team, NY)
Robert Brazile, OLB (Second Team, UPI, All-Rookie)
Curley Culp, DT (First Team, AP, UPI, SN, FW, NY, TP)
Billy Johnson, KR (First Team, FW, TP)

1976 Elvin Bethea, DE (Honorable Mention, UPI)
Robert Brazile, OLB (First Team, UPI, SN, FW, NY, TP, PB)
Curley Culp, DT (First Team, SN, FW, TP, PB, Second Team, UPI)

1977 Elvin Bethea, DE (Honorable Mention, UPI)
Robert Brazile, OLB (Second Team, UPI)
Ken Burrough, WR (Second Team, UPI)
Rob Carpenter, RB (All-Rookie)
Curley Culp, DT (First Team, FW, Honorable Mention, UPI)
Bill Currier, DB (All-Rookie)
Billy Johnson, KR (First Team, FW, NY)
George Reihner, G (All-Rookie)

1978 Elvin Bethea, DE (First Team, UPI, FW, NY, FX)
Robert Brazile, OLB (First Team, UPI, SN, FW, FX, TP)
Earl Campbell, RB (First Team, UPI, SN, FW, NY, FX, TP, All-Rookie)
Curley Culp, DT (Second Team, UPI)
Greg Sampson, T (Second Team, UPI)

1979 Jesse Baker, DE (All-Rookie)
Robert Brazile, OLB (First, UPI, SN, FW)
Earl Campbell, RB (First Team, UPI, SN, FW, NY, FX, TP)
Curley Culp, DT (Second Team, UPI)
Toni Fritsch, PK (First Team, UPI, SN, FW, NY, FX, TP)
Leon Gray, T (First Team, UPI, SN, FW)
Carl Mauck, C (Second Team, UPI)
Vernon Perry, S (All-Rookie)
Mike Reinfeldt, S (First Team, UPI, SN, FW, NY, FX, TP)

1980 Gregg Bingham, ILB (First Team, FX)
Robert Brazile, OLB (First Team, UPI, FW, NY, FX, TP, PB)
Earl Campbell, RB (First Team, UPI, FW, NY, FX, TP, PB)
Leon Gray, T (First Team, UPI, FW, TP)
Carl Mauck, C (First Team, FX, Honorable Mention, UPI)
Vernon Perry, S (Second Team, UPI)
Mike Reinfeldt, S (Second Team, UPI)
Carl Roaches, KR (All-Rookie)
Greg Stemrick, CB (Second Team, UPI)

1981 Robert Brazile, OLB (First Team, TP, Second Team, UPI)
Earl Campbell, RB (First Team, FX, NY, Second Team, UPI)
Leon Gray, T (Second Team, UPI)
Vernon Perry, S (First Team, FX)
Carl Roaches, KR (First Team, FW, TP)

1982 Robert Brazile, OLB (First Team, UPI)

1983 Steve Brown, CB (All-Rookie)
Bruce Matthews, T (All-Rookie)
Harvey Salem, T (All-Rookie)
Tim Smith, WR (First Team, FW)
Brian Sochia, DT (All-Rookie)

1984 Warren Moon (All-Rookie)
Mike Munchak, G (First Team, FW, Second Team, UPI)
Dean Steinkuhler, T (All-Rookie)

1985 Ray Childress, DE (All-Rookie, WA)
Mike Munchak, G (First Team, FN, Second Team, FN, UPI)

1986 Ray Childress, DE (First Team, FN)
Ernest Givins, WR (All-Rookie, FW, WA)

1987 Keith Bostic, S (First Team, UPI, FW)
Mike Munchak, G (First Team, UPI, FW, FN)
Mike Rozier, RB (Second Team, UPI)

1988 Ray Childress, DE (First Team, UPI, FW)
Drew Hill, WR (Second Team, UPI)
Bruce Matthews, G (First Team, UPI, FW, FN)
Warren Moon, QB (Second Team, UPI)
Mike Munchak, G (First Team, FW, Second Team, UPI)
Eugene Seale, ST (First Team, FW)

1989 Ray Childress, DE (Second Team, UPI)
John Grimsley, ILB (Second Team, UPI)

ALL-TIME ALL-PRO SELECTIONS

Bruce Matthews, G (First Team, UPI, FW, FN)
Bubba McDowell, CB (All-Rookie, FW, WA)
Greg Montgomery, P (First Team, UPI, FW)
Warren Moon, QB (First Team, UPI, FN)
Mike Munchak, G (First Team, UPI, FW)
Tony Zendejas, K (Second Team, UPI)

1990 Ray Childress, DT (First Team, FN, Second Team, UPI)
Ernest Givins, WR (First Team, UPI)
Drew Hill, WR (First Team, FN, Second Team, UPI)
Bruce Matthews, G (First Team, UPI, FW, FN)
Warren Moon, QB (First Team, UPI, FW, FN)
Mike Munchak, G (First Team, FN, Second Team, UPI)

1991 Ray Childress, DT (First Team, UPI, FW)
Cris Dishman, CB (First Team, UPI, FW, FN)
John Flannery, G/C (All-Rookie, FW, WA)
William Fuller, DE (First Team, UPI, FW, FN)
Haywood Jeffires, WR (First Team, UPI, FW, FN)
Bruce Matthews, C (First Team, FW)
Mike Munchak, G (First Team, UPI, FW, FN)
Al Smith, (First Team, UPI, FW, FN)

1992 Ray Childress, DT (First Team, FW)
Haywood Jeffires, WR (First Team, UPI, FW, FN)
Bruce Matthews, C (First Team, UPI, FW, FN)
Greg Montgomery, P (First Team, UPI)
Mike Munchak, G (First Team, UPI, FW, FN)
Eddie Robinson, LB (All-Rookie, FW, WA)
Al Smith, MLB (First Team, FW, FN)

1993 Ray Childress, DT (First Team, UPI, FW, FN)
Brad Hopkins, T (All-Rookie, FW, WA)
Bruce Matthews, C (First Team, UPI, FW, FN)
Greg Montgomery, P (First Team, UPI, FW, FN)
Mike Munchak, G (First Team, UPI, FW, FN)

1995 Blaine Bishop, S (First Team, UPI, FW, FN)
Darryll Lewis, CB (First Team, FN, Second Team, UPI)
Bruce Matthews, G (First Team, UPI, FW, FN)
Marcus Robertson, S (First Team, UPI, FW)
Chris Sanders, WR (All-Rookie, FW, WA)
Gary Walker, DT (All-Rookie, FW, WA)

1996 Blaine Bishop, S (Second Team, UPI)
Al Del Greco, K (Second Team, UPI)
Eddie George, RB (Second Team, UPI, All-Rookie, FW, WA)
Bruce Matthews, G (First Team, UPI, FW, FN)
John Henry Mills, ST (First Team, FW)
Mark Stepnoski, C (Second Team, UPI)

1997 Kenny Holmes, DE (All-Rookie, FW, WA)
Bruce Matthews, G (First Team, FW, FN)

1998 Craig Hentrich, P (First Team, FW, FN)
Kevin Long, C (All-Rookie, FW, WA)
Bruce Matthews, G (First Team, FW, FN)

1999 Eddie George, RB (First Team, FW)
Jevon Kearse, DE (First Team, FW, FN, All-Rookie, FW, WA)
Bruce Matthews, G (First Team, FW, FN)
John Thornton, DT (All-Rookie, FW, WA)

2000 Blaine Bishop, S (First Team, FN)
Eddie George, RB (First Team, FN, FW)
Brad Hopkins, T (First Team, FW)
Derrick Mason, KR (First Team, FN, FW), PR (First Team, FW)
Bruce Matthews, G (First Team, FN, FW)
Samari Rolle, CB (First Team, FW, FN)

2002 Jeff Fisher (Coach of the Year, FD)
Steve McNair, QB (First Team, SI) (3rd in MVP voting, AP)
Carlos Hall, DE (All-Rookie, FW, WA)
Keith Bulluck, LB (First Team, FW, FD) (Second Team All-Pro, AP)
Lance Schulters, S (First Team, FW)
Kevin Carter, DE (Second Team, FD)

2003 Keith Bulluck, LB (First Team, FW)
Craig Hentrich, P (First Team, FW)

2004 Jacob Bell, G (All-Rookie, FW, WA)

2005 Pacman Jones, CB/PR/KR (All-Rookie, CP, FW, WA)

2006 Vince Young, QB (All-Rookie, PF, WA)

2007 Kevin Mawae, C (First Team, PK)

2008 Cortland Finnegan, CB (First Team, WA)
Chris Johnson, RB (First Team, WA, All-Rookie, FW, WA, SN)
Kevin Mawae, C (First Team, WA)

2009 Chris Johnson, RB (First Team, WA)

2010 Marc Mariani, PR/KR (All-Rookie, FW, WA, SN)

2013 Jurrell Casey, DT (First Team, WA)

ALL-TIME HONORS

(Number of individual Pro Bowls selected in parenthesis)

AFL ALL-STARS

1961 Tony Banfield, CB (1)
George Blanda, QB (1)
Billy Cannon, HB (1)
Don Floyd, DE (1)
Charlie Hennigan, E (1)
Ed Husmann, DT (1)
Al Jamison, T (1)
Mark Johnston, S (1)
Bob McLeod, E (1)
Dennit Morris, LB (1)
Bob Schmidt, C (1)
Charley Tolar, FB (1)

1962 Tony Banfield, CB (2)
George Blanda, QB (2)
Willard Dewveall, E (1)
Don Floyd, DE (2)
Fred Glick, S (1)
Charlie Hennigan, E (2)
Ed Husmann, DT (2)
Al Jamison, T (2)
Rich Michael, T (1)
Jim Norton, S (1)
Bob Schmidt, C (2)
Bob Talamini, G (1)
Charley Tolar, FB (2)

1963 Tony Banfield, CB (3)
George Blanda, QB (3)
Fred Glick, S (2)
Charlie Hennigan, E (3)
Ed Husmann, DT (3)
Rich Michael, T (2)
Jim Norton, S (2)
Bob Schmidt, C (3)
Bob Talamini, G (2)

1964 Sid Blanks, RB (1)
Don Floyd, DE (3)
Fred Glick, S (3)
Charlie Hennigan, E (4)
Pete Jaquess, CB (1)
Bob Talamini, G (3)

1965 Ode Burrell, RB (2)
Willie Frazier, TE (1)
Charlie Hennigan, E (5)
Bob Talamini, G (4)

1966 Charles Frazier, E (1)
W.K. Hicks, CB (1)
Bob Talamini, G (5)

1967 Woody Campbell, RB (1)
Miller Farr, CB (1)
Hoyle Granger, RB (1)
Pat Holmes, DE (1)
Jim Norton, S (3)
Walter Suggs, T (1)
Bob Talamini, G (6)
George Webster, LB (1)

1968 Sonny Bishop, G (1)
Garland Boyette, MLB (1)
Miller Farr, CB (2)
Hoyle Granger, RB (2)
Glen Ray Hines, T (1)
Pat Holmes, DE (2)
Bobby Maples, C (1)
Alvin Reed, TE (1)
Walter Suggs, T (2)
George Webster, LB (2)

1969 Jim Beirne, WR (1)
Elvin Bethea, DE (1)
Garland Boyette, MLB (2)
Miller Farr, CB (3)
Glen Ray Hines, T (2)
Ken Houston, S (2)
Jerry LeVias, WR (1)
Zeke Moore, CB (1)
Alvin Reed, TE (2)
George Webster, LB (3)

AFC PRO BOWL

1970 Ken Houston, S (3)
Zeke Moore, CB (2)

1971 Elvin Bethea, DE (2)
Ken Houston, S (4)

1972 Elvin Bethea, DE (3)
Ken Houston, S (5)

1973 Elvin Bethea, DE (4)

1974 Elvin Bethea, DE (5)

1975 Elvin Bethea, DE (6)
Ken Burrough, WR (1)
Curley Culp, DT (1)
Billy Johnson, KR (1)
Dan Pastorini, QB (1)

1976 Robert Brazile, OLB (1)
Curley Culp, DT (2)

1977 Robert Brazile, OLB (2)
Ken Burrough, WR (2)
Curley Culp, DT (3)
Billy Johnson, KR (2)

1978 Elvin Bethea, DE (7)
Robert Brazile, OLB (3)
Earl Campbell, RB (1)
Curley Culp, DT (4)

1979 Elvin Bethea, DE (8)
Robert Brazile, OLB (4)
Earl Campbell, RB (2)
Toni Fritsch, K (1)
Leon Gray, T (1)
Mike Reinfeldt, S (1)

1980 Robert Brazile, OLB (5)
Dave Casper, TE (1)
Earl Campbell. RB (3)
Greg Stemrick, CB (1)

1981 Robert Brazile, OLB (6)
Earl Campbell, RB (4)
Leon Gray, T (2)
Carl Roaches, KR (1)

1982 Robert Brazile, OLB (7)

1983 Earl Campbell, RB (5)

1984 Mike Munchak, G (1)

1985 Mike Munchak, G (2)

1987 Keith Bostic, S (1)
Mike Munchak, G (3)
Mike Rozier, RB (1)

1988 Keith Bostic, S (2)
Ray Childress, DE (1)
John Grimsley, ILB (1)
Drew Hill, WR (1)
Bruce Matthews, G (1)
Warren Moon, QB (1)
Mike Munchak, G (4)
Mike Rozier, RB (2)

1989 Bruce Matthews, G (2)
Warren Moon, QB (2)
Mike Munchak, G (5)

1990 Ray Childress, DT (2)
Ernest Givins, WR (1)
Drew Hill, WR (2)
Bruce Matthews, G (3)
Warren Moon, QB (3)
Mike Munchak, G (6)

1991 Ray Childress, DT (3)
Cris Dishman, CB (1)
William Fuller, DE (1)
Haywood Jeffires, WR (1)
Bruce Matthews, C (4)
Warren Moon, QB (4)
Mike Munchak, G (7)
Al Smith, MLB (1)

1992 Ray Childress, DT (4)
Curtis Duncan, WR (1)
Ernest Givins, WR (2)
Haywood Jeffires, WR (2)
Bruce Matthews, C (5)
Warren Moon, QB (5)
Mike Munchak, G (8)
Al Smith, MLB (2)
Lorenzo White, RB (1)

1993 Ray Childress, DT (5)
Haywood Jeffires, WR (3)
Sean Jones, DE (1)
Bruce Matthews, C (6)
Greg Montgomery, P (1)
Warren Moon, QB (6)
Mike Munchak, G (9)
Webster Slaughter, WR (2,1)

1994 Bruce Matthews, C (7)

1995 Blaine Bishop, S (1)
Darryll Lewis, CB (1)
Bruce Matthews, C (8)
Mark Stepnoski, C (4, 1)

1996 Blaine Bishop, S (2)
Bruce Matthews, G (9)
John Henry Mills, ST (1)
Mark Stepnoski, C (5, 2)

1997 Blaine Bishop, S (3)
Eddie George, RB (1)
Bruce Matthews, G (10)

1998 Eddie George, RB (2)
Craig Hentrich, P (1)
Bruce Matthews, G (11)
Frank Wycheck, TE (1)

1999 Eddie George, RB (3)
Jevon Kearse, DE (1)
Frank Wycheck, TE (2)
Bruce Matthews, G (12)

2000 Blaine Bishop, S (4)
Eddie George, RB (4)
Brad Hopkins, T (1)
Jevon Kearse, DE (2)
Derrick Mason, KR (1)
Bruce Matthews, G (13)
Steve McNair, QB (1)
Samari Rolle, CB (1)
Frank Wycheck, TE (3)

2001 Bruce Matthews, G (14)
Jevon Kearse, DE (3)

2002 Kevin Carter, DE (2, 1)

2003 Steve McNair, QB (2)
Keith Bulluck, LB (1)
Brad Hopkins, OT (2)
Craig Hentrich, P (2)
Derrick Mason, WR (2)

2005 Steve McNair, QB (3)
Kyle Vanden Bosch, DE (1)

2006 Vince Young, QB (1)

2007 Rob Bironas, K (1)
Albert Haynesworth, DT (1)
Kyle Vanden Bosch, DE (2)

2008 Cortland Finnegan, CB (1)
Albert Haynesworth, DT (2)
Kevin Mawae, C (7, 1)
Chris Hope, S (1)
Chris Johnson, RB (1)
Michael Roos, OT (1)

ALL-TIME HONORS

Kerry Collins, QB (2, 1)
Michael Griffin, S (1)
2009 Chris Johnson, RB (2)
Kevin Mawae, C (8, 2)
Kyle Vanden Bosch, DE (3)
Vince Young, QB (2)
2010 Jason Babin, DE (1)
Michael Griffin, S (2)
Chris Johnson, RB (3)
Marc Mariani, KR/PR (1)
2013 Alterraun Verner, CB (1)

ASSOCIATED PRESS NFL MVP
1979 Earl Campbell, RB
2003 Steve McNair, QB

BERT BELL TROPHY
(NFL Most Valuable Player presented by Philadelphia Maxwell Club)
1979 Earl Campbell, RB

BERT BELL ROOKIE OF YEAR
(NFL Rookie Most Valuable Player presented by Philadelphia Maxwell Club)
1996 Eddie George, RB

AFL PLAYER OF YEAR
1961 George Blanda, QB (UPI, SN)
1967 George Blanda, QB (SN)

AFL DEFENSIVE ROOKIE OF YEAR
1967 George Webster, LB (SN)

NFL PLAYER OF THE YEAR
1978 Earl Campbell, RB (NEA, WA, FD, NY)
1979 Earl Campbell, RB (NEA,WA)
1980 Earl Campbell, RB (NEA, NY, CP)
2003 Steve McNair, QB (DZ)

NFL OFFENSIVE PLAYER OF YEAR
1978 Earl Campbell, RB (AP)
1979 Earl Campbell, RB (AP, FW)
1980 Earl Campbell, RB (AP)
1990 Warren Moon, QB (AP)
2009 Chris Johnson, RB (AP)

NFL DEFENSIVE PLAYER OF YEAR
1975 Curley Culp, DT (NEA)
1979 Jesse Baker, DT (FW)

NFL ROOKIE OF YEAR
1978 Earl Campbell, RB (AP)
1979 Jesse Baker, DT (FW)
1996 Eddie George, RB (SN, FW, SI)
2006 Vince Young, QB (SI, DP)

NFL OFFENSIVE ROOKIE OF YEAR
1978 Earl Campbell, RB (FW)
1996 Eddie George, RB (AP, FW, FD, CP)
2006 Vince Young, QB (AP, PF, WA)

NFL DEFENSIVE ROOKIE OF YEAR
1975 Robert Brazile, LB (AP)
1979 Jesse Baker, DT (FW)
1999 Jevon Kearse, DE (AP, FN, FW, CP, FD)

AFC PLAYER OF YEAR
1978 Earl Campbell, RB (SN, NY)
2000 Eddie George, RB (FN)

AFC OFFENSIVE PLAYER OF YEAR
1978 Earl Campbell, RB (UPI, KC)
1990 Warren Moon, QB (UPI)

AFC DEFENSIVE PLAYER OF YEAR
1975 Robert Brazile, LB (SN)
1979 Jesse Baker, DT (FW)
Mike Reinfeldt, S (KC)

DIET PEPSI ROOKIE OF YEAR
2006 Vince Young, QB

ED BLOCK COURAGE AWARD
(nominee from each NFL team for courage in battling injuries)
1984 Bob Hamm
1985 Pat Howell
1986 Dean Steinkuhler
1987 Kent Hill
1988 Alonzo Highsmith
1989 Doug Smith
1990 Mike Munchak
1991 Bubba McDowell
1992 Warren Moon
1993 Curtis Duncan
1994 Marcus Robertson
1995 Barron Wortham
1996 Blaine Bishop
1997 Bruce Matthews
1998 Steve Jackson
1999 Steve McNair
2000 Kenny Holmes
2001 Kevin Dyson
2002 Eddie George
2003 Kevin Carter
2004 Keith Bulluck
2005 Tank Williams
2006 Brandon Jones
2007 David Thornton
2008 Chris Hope
2009 Kevin Mawae
2010 Will Witherspoon
2011 Derrick Morgan
2012 Kenny Britt
2013 David Stewart

TITANS MAN OF THE YEAR
(nominee from each NFL team for Walter Payton NFL Man of the Year)
1996 Marcus Robertson
1997 Al Del Greco
1998 Al Del Greco
1999 Chris Sanders
2000 Kenny Holmes
2001 Jason Fisk
2002 Kevin Carter
2003 Kevin Carter
2004 Kevin Carter
2005 Steve McNair
2006 Keith Bulluck
2007 Keith Bulluck
2008 David Thornton
2009 Kyle Vanden Bosch
2010 Cortland Finnegan
2011 Cortland Finnegan
2012 Jared Cook
2013 Delanie Walker

NFL PLAYER OF WEEK
1984 **Larry Moriarty, RB, Week 11** (AFC Offensive)
1985 **Steve Brown, CB, Week 1** (AFC Defensive)
Bo Eason, S, Week 12 (AFC Defensive)
1987 **Eugene Seale, LB, Week 4** (AFC Defensive)
1988 **Ray Childress, DT, Week 1** (AFC Defensive)
Allen Pinkett, RB, Week 4 (AFC Offensive)
Drew Hill, WR, Week 9 (AFC Offensive)
1989 **Warren Moon, QB, Week 6** (AFC Offensive)
1990 **Warren Moon, QB, Week 6** (AFC Offensive)
Johnny Meads, LB, Week 7 (AFC Defensive)
Warren Moon, QB, Week 11 (AFC Offensive)
Lorenzo White, RB, Week 12 (AFC Offensive)
Warren Moon, QB, Week 15 (AFC Offensive)
Cody Carlson, QB, Week 17 (AFC Offensive)
1991 **Lamar Lathon, LB, Week 2** (AFC Defensive)
Ernest Givins, WR, Week 6 (AFC Ofensive)
Haywood Jeffires, WR, Week 7 (AFC Offensive)
Warren Moon, QB, Week 12 (AFC Offensive)
Ray Childress, DT, Week 15 (AFC Defensive)
William Fuller, DE, Week 16 (AFC Defensive)
1992 **Cody Carlson, QB, Week 13** (AFC Offensive)
Lorenzo White, RB, Week 16 (AFC Offensive)
Ray Childress, DT, Week 17 (AFC Defensive)
1993 **Marcus Robertson, S, Week 2** (AFC Defensive)
Greg Montgomery, P, Week 7 (AFC Special Teams)
Warren Moon, QB, Week 8 (AFC Offensive)
Gary Brown, RB, Week 11 (AFC Offensive)
Marcus Robertson, S, Week 12 (AFC Defensive)
William Fuller, DE, Week 13 (AFC Defensive)
Steve Jackson, CB, Week 14 (AFC Defensive)
Gary Brown, RB, Week 16 (AFC Offensive)
Blaine Bishop, S, Week 17 (AFC Defensive)
Ray Childress, DT, Week 18 (AFC Defensive)
1995 **Chris Chandler, QB, Week 4** (AFC Offensive)
John Henry Mills, LB, Week 4 (AFC Special Teams)
Cris Dishman, CB, Week 9 (AFC Defensive)
1996 **Eddie George, RB, Week 2**

ALL-TIME HONORS

(AFC Offensive)
Mel Gray, KR, Week 6
(AFC Defensive)

1997 **Eddie George, RB, Week 1**
(AFC Offensive)
M. Robertson, FS, Week 14
(AFC Defensive)

1998 **Blaine Bishop, SS, Week 6**
(AFC Defensive)
Mike Archie, RB, Week 7
(AFC Special Teams)
Eddie George, RB, Week 10
(AFC Offensive)
Craig Hentrich, P, Week 10
(AFC Special Teams)

1999 **Al Del Greco, K, Divisional**
(AFC Special Teams)
Steve McNair, QB, Week 8, 16, AFC Champ.
(AFC Offensive)
Derrick Mason, WR/KR, Week 12, AFC Champ.
(AFC Special Teams)
Eddie Robinson, LB, Week 14
(AFC Defensive)
Kevin Dyson, Frank Wycheck, Wild Card
(AFC Special Teams)

2000 **Derrick Mason, KR/PR, Week 4**
(AFC Special Teams)
Randall Godfrey, LB, Week 8, 17
(AFC Defensive)
Samari Rolle, CB, Week 9
(AFC Defensive)
Al Del Greco, K, Week 14
(AFC Special Teams)
Eddie Robinson, LB, Week 14
(AFC Defensive)
Eddie George, RB, Week 16
(AFC Offensive)

2001 **Joe Nedney, K, Week 5**
(AFC Special Teams)
Joe Nedney, K, Week 6
(AFC Special Teams)
Steve McNair, QB, Week 8
(AFC Offensive)
Derrick Mason, WR, Week 10
(AFC Special Teams)
Steve McNair, QB, Week 12
(AFC Offensive)

2002 **Carlos Hall, DE, Week 1**
(AFC Defensive)
Steve McNair, QB, Week 9
(AFC Offensive)
Frank Wycheck, TE, Divisional
(NFL Offensive)

2003 **Craig Hentrich, P, Week 1**
(AFC Special Teams)
Rocky Boiman, LB, Week 4
(AFC Defensive)
Jevon Kearse, DE, Week 7
(AFC Defensive)
Justin McCareins, WR, Week 12
(AFC Special Teams)
Craig Hentrich, P, Week 16
(AFC Special Teams)
Gary Anderson, K, Week 17
(AFC Special Teams)
Gary Anderson, K, Wild Card
(AFC Special Teams)

2004 **Chris Brown, RB, Week 5**
(AFC Offensive)

2005 **Pacman Jones, CB, Week 14**
(AFC Special Teams)

2006 **Vince Young, QB, Week 16**
(AFC Offensive)
Casey Cramer, TE, Week 6
(AFC Special Teams)
Rob Bironas, K, Week 13
(AFC Special Teams)

2007 **Chris Brown, RB, Week 1**
(AFC Offensive)
Keith Bulluck, LB, Week 3
(AFC Defensive)
Kyle Vanden Bosch, DE, Week 16
(AFC Defensive)
Rob Bironas, K, Week 7
(AFC Special Teams)
Rob Bironas, K, Week 17
(AFC Special Teams)

2008 **Cortland Finnegan, Week 1**
(AFC Defensive)
Keith Bulluck, LB, Week 2
(AFC Special Teams)
Craig Hentrich, P, Week 10
(AFC Special Teams)
Chris Hope, S, Week 8
(AFC Defensive)

2009 **Chris Johnson, RB, Week 8**
(AFC Offensive)
Vince Young, QB, Week 12
(AFC Offensive)
Keith Bulluck, LB, Week 14
(AFC Defensive)

2010 **Chris Johnson, RB, Week 5**
(AFC Offensive)
Marc Mariani, KR/PR, Week 11
(AFC Special Teams)

2011 **Marc Mariani, KR/PR, Week 10**
(AFC Special Teams)
Chris Johnson, RB, Week 12
(AFC Offensive)
Colin McCarthy, LB, Week 13
(AFC Defensive)

2012 **Darius Reynaud, KR/PR, Week 3**
(AFC Special Teams)
Chris Johnson, RB, Week 7
(AFC Offensive)
Darius Reynaud, KR/PR, Week 17
(AFC Special Teams)

2013 **Alterraun Verner, CB, Week 4**
(AFC Defensive)

NFL.COM ALL-HEART PLAYER OF WEEK

2000 **Eddie George, RB, Week 6**
Bruce Matthews, G, Week 7

NFL PLAYER OF MONTH

1988 **Drew Hill, WR, September**
(AFC Offensive)

1990 **Warren Moon, QB, November**
(AFC Offensive)

1991 **Cris Dishman, CB, October**
(AFC Defensive)

1992 **Lorenzo White, RB, December**
(AFC Offensive)

1993 **Gary Brown, RB, November**
(AFC Offensive)
Al Del Greco, K, November
(AFC Special Teams)
Cris Dishman, CB, December
(AFC Defensive)

1996 **Al Del Greco, K, October**
(AFC Special Teams)

1998 **Craig Hentrich, P, November**
(AFC Special Teams)

1999 **Jevon Kearse, DE, December**
(AFC Defensive)

2000 **Derrick Mason, KR/PR, October**
(AFC Special Teams)

2002 **Steve McNair, QB, December**
(AFC Offensive)

2003 **Steve McNair, QB, October**
(AFC Offensive)

2007 **Rob Bironas, K, October**
(AFC Special Teams)

2008 **Albert Haynesworth, DT, September**
(AFC Defensive)

2009 **Chris Johnson, RB, November**
(AFC Offensive)

2010 **Michael Griffin, S, October**
(AFC Defensive)

2012 **Darius Reynaud, KR/PR, September**
(AFC Special Teams)

FEDEX AIR PLAYER OF WEEK

2003 Steve McNair, QB, Week 6
2004 Billy Volek, QB, Week 14

FEDEX GROUND PLAYER OF WEEK

2004 Chris Brown, RB, Week 5
2007 Chris Brown, RB, Week 1
2009 Chris Johnson, RB, Week 8
Chris Johnson, RB, Week 12
2012 Chris Johnson, RB, Week 7
2013 Chris Johnson, RB, Week 9

FEDEX GROUND PLAYER OF YEAR

2009 Chris Johnson, RB

NFL ROOKIE OF MONTH

1996 Eddie George, RB, Sept.
1999 Jevon Kearse, DE, Sept., Nov., Dec.
2008 Chris Johnson, RB, Sept.

PEPSI NFL ROOKIE OF THE WEEK

2006 Vince Young, QB, Week 12
Vince Young, QB, Week 13
Vince Young, QB, Week 14
Vince Young, QB, Week 16
2008 Chris Johnson, RB, Week 7
Chris Johnson, RBm, Week 9
2011 Colin McCarthy, LB, Week 13

AFC OFFENSIVE ROOKIE OF YEAR

1996 Eddie George, RB (PF, FD, CP)
2006 Vince Young, QB (AP, PF, WA)

AFC DEFENSIVE ROOKIE OF YEAR

1999 Jevon Kearse, DE (AP, PFW, FN, CPFW)

AFL ALL-ROOKIE

1967 George Webster, LB

NFL ALL-ROOKIE

1972 Guy Murdock, C
1973 Gregg Bingham, LB
John Matuszak, DT
1975 Robert Brazile, LB
1977 Rob Carpenter, RB
Bill Currier, DB
George Reihner, G

ALL-TIME HONORS

1978 Earl Campbell, RB
1979 Jesse Baker, DT
Vernon Perry, S
1980 Carl Roaches, KR
1983 Steve Brown, CB
Bruce Matthews, T
Harvey Salem, T
Brian Sochia, DT
1984 Warren Moon, QB
Dean Steinkuhler, T
1985 Ray Childress, DT
1986 Ernest Givins, WR
1989 Bubba McDowell, S
1991 John Flannery, C
1992 Eddie Robinson, LB
1993 Brad Hopkins, T
1995 Chris Sanders, WR
Gary Walker, DT
1996 Eddie George, RB
1997 Kenny Holmes, DE
1998 Kevin Long, C
1999 Jevon Kearse, DE
John Thornton, DT
2002 Carlos Hall, DE
2004 Jacob Bell, G
2005 Pacman Jones, CB/PR/KR
2006 Vince Young, QB
2008 Chris Johnson, RB
2010 Marc Mariani, PR/KR

PRO BOWL PLAYER OF GAME

1976 Billy Johnson, PR

NFL 75th ANNIVERSARY TEAM

Ken Houston, S
Billy Johnson, PR

AFL ALL-TIME TEAM

George Blanda, K (First Team)
Miller Farr, CB (Second Team)
Charlie Hennigan, WR (Second Team)
Bob Talamini, G (Second Team)
George Webster, LB (First Team)

NFL ALL-DECADE TEAM

1970s Robert Brazile, LB (Second Team)
Earl Campbell, RB (Second Team)
Ken Houston, S (First Team)
Billy Johnson, KR (Second Team)
1980s Billy Johnson, PR (First Team)
Mike Munchak, G (Second Team)
1990s Mel Gray, PR & KR (Second Team)
Bruce Matthews, G (First Team)
Mark Stepnoski, C (Second Team)
2000s Kevin Mawae, C (First Team)

PRO FOOTBALL HALL OF FAME ALL-TIME TEAM

Bruce Matthews, G
George Blanda, K

NFL ALUMNI

1999 Jevon Kearse, DE
(Pass Rusher of the Year)
2000 Bruce Matthews, G
(Offensive Lineman of the Year)

TEAM CAPTAINS

2007 Vince Young, QB (offense)
Kevin Mawae, C (offense)
Keith Bulluck, LB (defense)
Kyle Vanden Bosch, DE (defense)
Craig Hentrich, P (special teams)
2008 Vince Young, QB (offense)
Kevin Mawae, C (offense)
Keith Bulluck, LB (defense)
Kyle Vanden Bosch, DE (defense)
Craig Hentrich, P (special teams)
2009 Kerry Collins, QB (offense)
Kyle Vanden Bosch, DE (defense)
Craig Hentrich, P (special teams)
Donnie Nickey, S (special teams)
2010 Vince Young, QB (offense)
Ahmard Hall, FB (offense)
Stephen Tulloch, LB (defense)
Donnie Nickey, S (special teams)
2011 Matt Hasselbeck, QB (offense)
Cortland Finnegan, CB (defense)
Tim Shaw, LB (special teams)
2012 Jake Locker, QB (offense)
Steve Hutchinson, G (offense)
Jason McCourty, CB (defense)
Colin McCarthy, LB (defense)
Tim Shaw, LB (special teams)
2013 Jake Locker, QB (offense)
Michael Roos, T (offense)
Nate Washington, WR (offense)
Jason McCourty, CB (defense)
Bernard Pollard, S (defense)
Patrick Bailey, LB (special teams)

FRANCHISE PRO FOOTBALL HALL OF FAMERS

16

GEORGE BLANDA

QUARTERBACK/KICKER • 6'2" • 215 lbs • COLLEGE: KENTUCKY
NFL SEASONS: 26 • YEARS WITH OILERS: 7 (1960-66)
HOMETOWN: YOUNGWOOD, PA. • BORN: SEPT. 27, 1927
GAMES PLAYED: 340 • HALL OF FAME INDUCTION: 1981

George Blanda, who came out of retirement with the emergence of the American Football League in 1960, was the offensive catalyst for the explosive Oiler squads of the early 1960s. He played quarterback and handled the placekicking chores in Columbia blue for seven of his NFL-record 26 seasons in the league. Blanda was the team's leading passer and scorer in each of those seven seasons and still owns franchise records for most extra points (299), most touchdown passes in a season (36) and most touchdown passes in a game (7). He is also third in points scored with 596. The 36 scoring tosses stood as an NFL record for an astounding 23 years. Blanda's NFL career records included most games (340), most points (2,002) and most extra points (943). He also passed for 236 touchdowns. Blanda captained the Oilers to two consecutive AFL titles in 1960 and 1961, earning AFL Player of the Year honors in 1961. Blanda's career was divided into three distinct parts, 10 years with the Chicago Bears, seven seasons with the Houston Oilers and nine years with the Oakland Raiders. In 1970, he became the oldest quarterback to play in a title game. He was just a month shy of his 49th birthday when he retired before the 1976 season. Blanda passed away at age 83 on Sept. 27, 2010.

GEORGE BLANDA'S CAREER STATISTICS

			PASSING						RUSHING			
Year	Team	GP	Att	Cmp	Yds	TD	Int	Rating	Att	Yds	Avg	TD
1949-58	Chicago	116	988	445	5,936	48	70	51.3	91	312	3.4	5
1960-66	Houston	98	2,784	1,347	19,149	165	189	73.8	41	28	-0.6	4
1967-75	Oakland	126	235	119	1,835	23	18	69.4	3	4	1.3	0
Totals		**340**	**4,007**	**1,911**	**26,920**	**236**	**277**	**60.6**	**135**	**344**	**2.5**	**9**

		KICKING				
Year	Team	GP	FG	FGA	Pct.	PATs	Pts
1949-58	Chicago	116	82	201	40.8	247	541
1960-66	Houston	98	91	187	48.6	301	598
1967-75	Oakland	126	162	249	65.1	395	863
Totals		**340**	**335**	**637**	**52.6**	**943**	**2,002**

FRANCHISE PRO FOOTBALL HALL OF FAMERS

29

KEN HOUSTON

SAFETY • 6'3" • 197 lbs • COLLEGE: PRAIRIE VIEW A&M
NFL SEASONS: 14 • YEARS WITH OILERS: 6 (1967-72)
HOMETOWN: LUFKIN, TEXAS • BORN: NOV. 12, 1944
GAMES PLAYED: 196 • HALL OF FAME INDUCTION: 1986

Considered one of the best safeties in football history, Ken Houston picked off 49 passes (898 yards), recovered 21 fumbles and scored 12 touchdowns over his 14-season NFL career, earning Pro Bowl honors 12 consecutive times (1968-69 AFL, 1970-79 NFL). Houston returned an NFL-record nine interceptions for a touchdown in his six seasons as an Oiler. Four of those scores came in 1971, tying an NFL record. He returned two in one game against San Diego in the 1971 season finale, which also ties an NFL mark. His other three touchdowns came on a punt return, a fumble return and a blocked field goal return. Houston also holds the Oilers record for most career interception return yards with 650. With a long, fluid stride, Houston had excellent speed and quickness. His 6-3, 197-pound frame made him an ideal pass defender. Yet his lean, muscular body helped him to become a punishing tackler. Originally a ninth-round draft choice out of Prairie View A&M, Houston earned a starter's role by the third game of his rookie season. Two weeks later in a game against the New York Jets, he scored two touchdowns, one on a 71-yard blocked field goal attempt, and the other on a 43-yard interception return. After excelling for six years with the Oilers, Ken was traded to the Redskins for five veteran players in 1973. The Redskins once referred to Houston as "pro football's most underrated superstar," but his capabilities were widely recognized. He won all-league acclaim with the Oilers in 1969 and 1971, and then was either All-Pro or All-NFC with the Redskins every year from 1973 to 1979. He was selected for either the AFL All-Star game or the AFC-NFC Pro Bowl 12 straight seasons from 1968 through 1979. He played in 183 consecutive games before suffering a broken arm against the New York Giants Nov. 25, 1979.

KEN HOUSTON'S CAREER STATISTICS

Year	Team	G	Int	Yds	Avg	TD	FR	TD
1967-72	Houston	84	25	650	26.0	9	11	1
1973-80	Washington	112	24	248	10.3	0	10	0
Totals		**196**	**49**	**898**	**18.3**	**9**	**21**	**1**

Additional Career Statistics: Punt Returns: 51 returns for 333 yards, 1 TD; Kickoff Returns: 3 returns for 80 yards

FRANCHISE PRO FOOTBALL HALL OF FAMERS

34

EARL CAMPBELL

RUNNING BACK • 5'11" • 232 lbs • COLLEGE: TEXAS
NFL SEASONS: 8 • YEARS WITH OILERS: 7 (1978-84)
HOMETOWN: TYLER, TEXAS • BORN: MARCH 29, 1955
GAMES PLAYED: 115 • HALL OF FAME INDUCTION: 1991

Earl Campbell, a 5-11, 232-pound ball-carrying dynamo from the University of Texas, joined the Houston Oilers as the first player taken in the 1978 National Football League Draft. The first player to earn All-Southwest Conference honors four years, Campbell was a consensus All-America and the Heisman Trophy winner in 1977. Campbell took the NFL by storm from the outset. In 1978, he was named the NFL's Most Valuable Player, All-Pro, and Rookie of the Year. He won the league rushing championship with a club-record 1,450 yards and was named to the AFC Pro Bowl squad. It was more of the same the next two years with NFL rushing titles, MVP honors, and consensus All-Pro acclaim each season. He followed his rookie campaign with 1,697 yards in 1979, but his finest year came in 1980 when he rushed for 1,934 yards, which at the time was second only to 0. J. Simpson's 2,003 yards gained in 1973. That year, Campbell gained over 200 yards in four games. In 1981, he won his fourth straight AFC rushing title with 1,376 yards. A sensational runner, Campbell was picked for the Pro Bowl five of his first six NFL seasons (1978-81, 1983). In his eight-year career, which finished in New Orleans, Campbell rushed 2,187 times for 9,407 yards, and 74 touchdowns, retiring as the NFL's seventh all-time leading rusher. He also gained 806 yards on 121 receptions to bring his career combined net yards total to 10,213. He set Oilers records for most career yards (8,574), most career attempts (1,979), most touchdown runs (73) and most consecutive games with a rushing touchdown (5). His most famous performance came in a Monday night game against Miami in his rookie season. That night, he rushed for 199 yards and four touchdowns to lead the Oilers to a spectacular 35-30 victory. In spite of the constant pounding he took from opposing defenders, Earl missed only six games out of 115 because of injuries. Midway into his seventh season, he was traded by the Oilers to the New Orleans Saints for a first-round draft pick. He played a season and a half with the Saints before retiring after the 1985 campaign. Campbell is one of just four people officially designated a Texas Legend by the Texas State Legislature. The others are Davy Crockett, Sam Houston and Stephen F. Austin. Campbell was the only designee of the 20th century.

EARL CAMPBELL'S CAREER STATISTICS

		RUSHING					RECEIVING				
Years	**Team**	**G**	**Att**	**Yds**	**Avg**	**TD**	**Rec**	**Yds**	**Avg**	**Lg**	**TD**
1978-84	Houston	91	1,979	8,574	4.3	73	115	718	6.2	66	0
1984-85	New Orleans	24	208	833	4.0	1	6	88	14.7	39	0
Totals		**115**	**2,187**	**9,407**	**4.3**	**74**	**121**	**806**	**6.7**	**66**	**0**

Additional Career Statistics: Passing: 1 for 3 for 57 yards, 1 TD, 1 Int

FRANCHISE PRO FOOTBALL HALL OF FAMERS

18

CHARLIE JOINER

WIDE RECEIVER • 5'11" • 188 lbs • COLLEGE: GRAMBLING
NFL SEASONS: 18 • YEARS WITH OILERS: 4 (1969-72)
HOMETOWN: MANY, LA. • BORN: OCT. 14, 1947
GAMES PLAYED: 239 • HALL OF FAME INDUCTION: 1996

Charlie Joiner played 18 seasons in the NFL, including his first four with the Houston Oilers. One of the league's most prolific receivers, he amassed 750 career receptions for 12,146 yards and 65 touchdowns, ranking as the league's leading receiver of all-time when he retired at the age of 39 in 1986. His 18 seasons played were longer than any other wide receiver in history at the time of his retirement. The Oilers originally targeted Joiner for the defensive backfield when they picked the 5-11, 180-pounder from Grambling in the fourth round of the 1969 AFL-NFL Draft. Joiner played briefly on defense and the kickoff return team but soon became established as a premier pass catcher. Joiner caught 82 of his 750 career passes as an Oiler, totaling 1,480 yards and 12 touchdowns. He paced the squad with 681 yards and seven touchdown grabs in 1971. In his fourth season in 1972, Houston sent him to the Cincinnati Bengals in a four-player swap. Four years later in 1976, he was traded to San Diego. With the Chargers, Joiner blossomed into super-stardom. He and quarterback Dan Fouts formed a lethal pass-catch team that accounted for the preponderance of his 586 receptions as a Charger. During his 11 years in San Diego, Joiner caught 50 or more passes seven times and had 70 or more receptions three seasons. Injuries cut into his playing time at the beginning, but in a 193-game span over his final 13 seasons, Joiner missed only one game. He was an All-NFL pick in 1980 and a Pro Bowl choice three times. In the 1980 AFC title game, he led the Chargers with six receptions for 130 yards and two touchdowns. Blessed with excellent speed and tantalizing moves, Joiner averaged 16.2 yards per catch and accounted for 12,146 yards and 65 touchdowns. When he was inducted into the Pro Football Hall of Fame in 1996, Joiner ranked fifth in receptions and sixth in receiving yardage on the NFL's all-time list. Joiner was once described by San Francisco 49ers coaching great Bill Walsh as "the most intelligent, the smartest, the most calculating receiver the game has ever known."



CHARLIE JOINER'S CAREER STATISTICS

		RECEIVING				
Years	**Team**	**G**	**Rec**	**Yds**	**Avg**	**TD**
1969-72	Houston	48	106	1,919	18.1	14
1972-75	Cincinnati	39	82	1,463	17.8	6
1976-86	San Diego	152	562	8,764	15.6	45
Totals		**239**	**750**	**12,146**	**16.2**	**65**

Additional Career Statistics: Passing: 0-1; Rushing: 8 rushes for 22 yards; Kickoff Returns: 10 returns for 94 yards

FRANCHISE PRO FOOTBALL HALL OF FAMERS

63

MIKE MUNCHAK

GUARD • 6'3" • 281 lbs • COLLEGE: PENN STATE
NFL SEASONS: 12 • YEARS WITH OILERS: 12 (1982-93)
HOMETOWN: SCRANTON, PA. • BORN: MARCH 5, 1960
GAMES PLAYED: 159 • HALL OF FAME INDUCTION: 2001

Mike Munchak was the eighth player overall and the first offensive lineman chosen in the 1982 National Football League draft. Selected by the Oilers, the former Penn State standout was an immediate success with the Houston club, earning the starting left guard spot in his first training camp. The 6-3, 281-pound lineman wasted little time establishing himself as one of the premier guards in the NFL. In 1984, in just his third year in the league, he was named to the first of seven All-AFC teams. That same year he received the first of nine Pro Bowl invitations. Not coincidentally, the Oilers' on-the-field successes increased as Munchak's development and experience increased. From their dismal 1-8 record in the strike-shortened 1982 season, the Oilers improved nearly every year that Munchak played. Along the way, the team advanced to the playoffs seven consecutive years (1987-1993) and captured the 1991 and 1993 AFC Central Divisional crowns. Munchak was a devastating blocker and considered the key to an offensive line that kept the Oilers at or near the top of the NFL's offensive statistical categories. In 1988 he led the Oilers' offensive line that gave up just 24 quarterback sacks which was third in the NFL. It was also the fewest sacks allowed by the team in 10 seasons. The following season the offensive line held opponents to no sacks in six games. In 1991, the Oilers offensive line finished second in the AFC and fourth in the NFL in the fewest quarterback sacks allowed. Behind the Munchak-led line, Houston led the NFL in total offense in 1990 and passing offense in 1990 and 1991. The Oilers finished second in points scored in 1990 and second in total offense in 1991. Equally effective as a run blocker, Munchak led the Oilers offensive charge in 1993 as the team finished fourth in the NFL in both average gain per rushing play (4.4) and average gain per offensive play (5.3). Although he suffered from chronic knee problems, Munchak played in 159 regular season games. His 12 seasons with the Oilers tied him for second longest in the franchise's history at the time of his retirement. He became the first player inducted into the Hall of Fame who played his entire career with the Oilers. Long-time teammate Bruce Matthews presented Munchak for induction.

MIKE MUNCHAK'S CAREER STATISTICS

Career Games Played/Started (Playoffs): 1982: 4/3, 1983: 16/16, 1984: 16/16, 1985: 16/16, 1986: 6/6, 1987: 12/12 (2/2), 1988: 16/16 (2/2), 1989: 16/16 (1/1), 1990: 16/16 (1/1), 1991: 13/13 (2/2), 1992: 15/14 (1/1), 1993: 13/12 (1/1) **Totals: 159/156 (10/10)**

Additional Statistics: 1 TD (1-yard fumble recovery vs. Cleveland, 9/14/86)

FRANCHISE PRO FOOTBALL HALL OF FAMERS

65

Elvin Bethea

DEFENSIVE END • 6'2" • 260 lbs • COLLEGE: NORTH CAROLINA A&T
NFL SEASONS: 16 • YEARS WITH OILERS: 16 (1968-83)
HOMETOWN: TRENTON, N.J. • BORN: MARCH 1, 1946
GAMES PLAYED: 210 • HALL OF FAME INDUCTION: 2003

Defensive end Elvin Bethea, an eight-time Pro Bowl selection during his outstanding career with the Houston Oilers, was named to the five-man class of the 2003 Pro Football Hall of Fame that included running back Marcus Allen, guard Joe DeLamielleure, wide receiver James Lofton, and coach Hank Stram. A third-round draft pick in 1968 (77th player overall) Bethea played in 210 games over 16 seasons, never missing a game until breaking his arm on Nov. 13, 1977. He was considered a "steal" in a draft class that produced three future Hall of Fame players in Larry Csonka, Art Shell, and Ron Yary. When he retired, he held three team records relating to career service: most seasons (16), most career regular season games played (210), and most consecutive regular season games played (135). Having led the team in sacks in six seasons, Bethea's unofficial 105-career sack total still ranks first in franchise history, including his team-best 17 sacks in 1973. He recorded four sacks and a fumble recovery in his best single game performance against San Diego in 1976. He played in eight playoff games and posted 691 career tackles. Bethea also played in eight Pro Bowls (1970, 1972-1976, 1979, 1980) and earned All-Pro second-team honors in 1973, 1975, 1978, and 1979. More than just a pass rusher, Bethea was also effective against the run. Eventhough 1974 was the first year such statistics were compiled by the Oilers, his 691 career tackles, are still among the best in franchise history, even excluding the first six years of his career. "When people ask me who the best guy I ever played against was I always tell them Elvin Bethea and Lyle Alzado because both of them were complete ballplayers," said Art Shell, Hall of Fame member of the Oakland Raiders. "Elvin was one of the quickest guys I've ever been around. We always had to double-team him. There were times when I was supposed to block him when he would get by me so quick. And then Gene Upshaw was supposed to pick him up and he also got by him so quick that we would get back to the huddle and Upshaw would say, 'Did you see that?' and I'd say, 'Yeah, I saw that. He just beat the heck out of me too!' Elvin was just a great player."

ELVIN BETHEA'S CAREER STATISTICS

Years	Team	GP	Tackles	Sacks	FR	Int	Yds	TD
1968-83	Houston	210	691	105	16	0	0	1
Totals		**210**	**691**	**105**	**16**	**0**	**0**	**1**

Additional Career Statistics: Safeties - 2, Fumble Return for TD - 1

FRANCHISE PRO FOOTBALL HALL OF FAMERS

1

Warren Moon

QUARTERBACK • 6'3" • 212 lbs • COLLEGE: WASHINGTON
NFL SEASONS: 17 • YEARS WITH OILERS: 10 (1984-93)
HOMETOWN: LOS ANGELES, CALIF. • BORN: NOVEMBER 18, 1956
GAMES PLAYED: 208 • HALL OF FAME INDUCTION: 2006

Warren Moon, the fourth leading passer in NFL history, was inducted into the 2006 class of the Pro Football Hall of Fame. Moon played 10 years (1984-93) with the Oilers/Titans organization and holds the franchise records for passing yards (33,685) and touchdowns (196), while leading the Oilers to seven consecutive playoff appearances from 1987-93. During a 17-year NFL career, Moon played for the Houston Oilers, Minnesota Vikings, Seattle Seahawks and Kansas City Chiefs and amassed 49,325 passing yards, 291 touchdowns and 102 wins. He earned nine Pro Bowl invitations (tied for the most by a quarterback with John Elway and Dan Marino), posted nine 3,000 yard seasons, 49 300-yard games and led his team to nine playoff appearances. His eight consecutive playoff berths matched a feat accomplished by Terry Bradshaw and Joe Montana. At the time of his retirement, he held the single-season passing yardage record for three different franchises: Oilers (4,367 in 1991), Vikings (4,364 in 1994) and Seahawks (3,678 in 1997). Moon tallied many accomplishments during his Oiler career. His finest season came in 1990, throwing for 4,689 yards (363 for 584) and 33 touchdowns in only 15 games. He earned AP NFL Offensive Player of the Year for his efforts and his third of nine Pro Bowl invitations. Against Kansas City in 1990, Moon threw for 527 yards, which ranks as the second highest single-game total in NFL history (Norm Van Brocklin, 554 yards in 1951). In 1991, he surpassed the previous season's yardage total with 4,690 yards and became just the third player (Marino, Fouts) in NFL history to produce consecutive 4,000 yard passing seasons. Moon joined the Oilers and the NFL in 1984, after six seasons in the Canadian Football League, where he led his team to five Grey Cups (League Champions). In the CFL, Moon threw for 21,228 yards and 144 touchdowns. Moon was driven to play in the CFL after drawing little interest from the NFL as a starting quarterback following his senior season at the University of Washington. Moon became the first African-American quarterback to be inducted into the Pro Football Hall of Fame and his legacy as a minority quarterback cannot be underestimated. At the time of his arrival in the NFL only two black quarterbacks had been significant starters for their NFL teams (Shack Harris, Rams; Doug Williams, Tampa Bay).

WARREN MOON'S CAREER STATISTICS

			PASSING						RUSHING			
Year	Team	G	Att	Comp	Yds	TD	Int	Rating	Att	Yds	Avg	TD
1978-83	Edmonton	96	2,382	1,369	21,228	144	77	93.8	330	1,700	5.2	16
1984-1993	Houston	141	4,546	2,632	33,685	196	166	80.3	439	1,461	3.3	21
1994-96	Minnesota	39	1,454	882	10,102	58	42	80.0	69	143	2.1	0
1997-98	Seattle	25	786	458	5,310	36	24	80.2	33	50	1.5	1
1999-00	Kansas City	3	37	16	228	1	1	59.8	2	2	1	0
CFL Totals		**96**	**2,382**	**1,369**	**21,228**	**144**	**77**	**93.8**	**330**	**1,700**	**5.2**	**16**
NFL Totals		**208**	**6,823**	**3,988**	**49,325**	**291**	**233**	**80.9**	**543**	**1,736**	**3.2**	**22**
Career Totals		**304**	**9,205**	**4,157**	**70,553**	**435**	**310**	**87.4**	**873**	**3,436**	**4.2**	**38**

FRANCHISE PRO FOOTBALL HALL OF FAMERS

74

Bruce Matthews

GUARD/TACKLE/CENTER • 6'5" • 305 lbs • COLLEGE: USC
NFL SEASONS: 19 • YEARS WITH OILERS: 19 (1983-2001)
HOMETOWN: ARCADIA, CALIF. • BORN: AUGUST 8, 1961
GAMES PLAYED: 296 • HALL OF FAME INDUCTION: 2007

Arguably one of the best offensive linemen to ever play the game, Bruce Matthews became the first Tennessee Titan to be inducted into the Pro Football Hall of Fame. At the time of his retirement, Matthews played in more NFL games (296) than any non-kicker in the league's history. Longevity and durability were his hallmarks, but that coupled with his unparalleled play, earning a league record 14 consecutive Pro Bowl (9 at guard and 6 at center) selections (tied with Merlin Olsen) and seven times named AP All-Pro, made him one of the all-time greats. He rose to the challenges presented to him in starting at every position on the offensive line during his NFL career (87 C, 99 LG, 67 RG, 22 RT, 17 LT). He becomes the first Hall of Fame offensive lineman to play significant time at all five offensive line positions. A constant for the Oilers/Titans franchise, Matthews started in a team record 229 consecutive games (streak started at Indianapolis, Nov. 29, 1987) and never missed a game because of injury. His 19 seasons also are a team record and he ranks second in NFL history for years with one team behind Jackie Slater, who spent 20 seasons with the Rams. Matthews and G Randall McDaniel (Vikings) were the only two NFL players to play in every game during the decade of the 90's. Matthews was a part of nearly one-half of the franchise's first 42-years of history and helped the team win 146 games, make the playoffs nine times, earn the only three AFC Central titles in team history, earn an AFC Championship and the franchise's only Super Bowl appearance. He blocked for 15 quarterbacks and 27 running backs, including five different 1,000-yard rushers (Earl Campbell, Mike Rozier, Lorenzo White, Gary Brown and Eddie George). During his career, he played in offenses that produced nine 1,000-yard rushing seasons and eight 3,000-yard passers. Additionally, he played in 42 different stadiums during his NFL career. During his career, Matthews blocked on a line that helped produce 65 100-yard rushing performances and 48 300-yard passing performances. Originally drafted by the Houston Oilers in the first round (ninth overall) of the 1983 NFL Draft, Matthews earned All-America honors at the University of Southern California. Matthews and his brother, Clay, each played 19 NFL seasons and the duo set an NFL record for games played by a pair of brothers with 574 games. Clay Matthews played in 278 games during his NFL career. Matthews had his number 74 jersey retired by the team and was inducted into the organization's Hall of Fame during a December, 2002 ceremony. Matthews joined a 2007 Hall of Fame class that included Dallas Cowboys WR Michael Irvin, Buffalo Bills RB Thurman Thomas, Detroit Lions TE Charlie Sanders, Cleveland Browns G Gene Hickerson, and St. Louis CB Roger Wehrli.

BRUCE MATTHEWS' CAREER STATISTICS

Career Games Played/Started (Playoffs): 1983: 16/15, 1984: 16/16, 1985: 16/16, 1986: 16/16, 1987: 8/5 (2/2), 1988: 16/16 (2/2), 1989: 16/16 (1/1), 1990: 16/16 (1/1), 1991: 16/16 (2/2), 1992: 16/16 (1/1), 1993: 16/16 (1/1), 1994:16/16, 1995: 16/16, 1996: 16/16, 1997: 16/16, 1998: 16/16, 1999: 16/16 (4/4), 2000: 16/16 (1/1), 2001: 16/16, **Totals: 296/292 (15/15)**

Career Starts Breakdown by Position: 1983, RG 15; 1984, C 9, RG 1, RT 6; 1985, RT 16; 1986, LT 16; 1987, RG 5; 1988, RG 16; 1989, RG 15, C 1; 1990, RG 15, C 1; 1991, C 16; 1992, C 16; 1993, C 16; 1994, C 15, LT 1; 1995, LG 16; 1996, LG 16; 1997, LG 16; 1998, LG 16; 1999, LG 12, C 4; 2000, LG 16; 2001, LG 7, C 9; **Totals: 87 C, 99 LG, 67 RG, 22 RT, 17 LT**

FRANCHISE PRO FOOTBALL HALL OF FAMERS

78

CURLEY CULP

DEFENSIVE TACKLE • 6'2" • 265 lbs • COLLEGE: ARIZONA STATE
NFL SEASONS: 14 • YEARS WITH OILERS: 7 (1974-1980)
HOMETOWN: YUMA, ARIZ. • BORN: MARCH 10, 1946
GAMES PLAYED: 179 • HALL OF FAME INDUCTION: 2013

Curley Culp was voted into the Pro Football Hall of Fame in 2013. A six-time Pro Bowl selection, Culp played in 179 games during his NFL career with the Kansas City Chiefs (1968-1974), Houston Oilers (1974-1980) and Detroit Lions (1980-81). He was considered the prototypical nose tackle and helped pioneer the 3-4 defense. Hailing from Arizona State, where he was an All-American in both football and wrestling, Culp was selected in the second round of the 1968 NFL Draft by the Denver Broncos, who intended to use him as an offensive guard. However, his brief stint in Denver ended when he was traded to the Chiefs, who inserted him permanently on the defensive side. In 1969, the Chiefs won Super Bowl IV, and Culp was an instrumental member of one of the league's top defenses. He helped the Chiefs defeat the Oakland Raiders in the AFL Championship Game and the Minnesota Vikings in the Super Bowl. In 1974, during his seventh campaign in Kansas City, Culp was traded to the Oilers along with a first-round draft pick (used to select Robert Brazile) in exchange for John Matuszak. The move paid almost immediate dividends for the Oilers, who previously suffered through 1-13 records in both 1972 and 1973. In 1975, Culp's first full season in Houston, he helped the Oilers to a record of 10-4, the first winning mark for the club in eight years. With Culp anchoring the defense, the Oilers finished with the AFC's top-ranked run defense (third in the NFL). Individually, Culp produced arguably the finest season of his career, recording 11.5 sacks and earning NFL Defensive Player honors by the Newspaper Enterprise Association. Culp continued as a leader of the Oilers defense that culminated in back-to-back appearances in the AFC championship games in 1978 and 1979. He was named to one AFL All-Star Game and five Pro Bowls during his career. Culp also was picked as a first-team All-Pro in 1975 and a second-team selection in 1971, 1977, 1978, and 1979. He was selected first- or second-team All-AFC five times. "Curley Culp was perhaps the strongest man I ever lined up against," said Raiders Hall of Fame center Jim Otto. Culp used his strong wrestling background to create havoc for opposing guards and centers. He was the 1968 NCAA heavyweight wrestling champion and was named to the U.S. Olympic wrestling team that year. Culp joined a 2013 Hall of Fame class that included offensive linemen Larry Allen and Jonathan Ogden, wide receiver Cris Carter, coach Bill Parcells, linebacker Dave Robinson and defensive lineman Warren Sapp.

CURLEY CULP'S CAREER STATISTICS

Years	Team	GP
1968-74	Kansas City	82
1974-80	Houston	92
1980-81	Detroit	5
Totals		**179**

RETIRED JERSEY NUMBERS

In the history of the Oilers/Titans franchise, only six players have had the distinction of having their jersey number retired — **Jim Norton** (No. 43), **Elvin Bethea** (No. 65), **Earl Campbell** (No. 34), **Mike Munchak** (No. 63), **Bruce Matthews** (No. 74), and **Warren Moon** (No. 1).

Jim Norton played nine seasons for the Oilers (1960-68) as a safety and as a punter, establishing team records at both positions. As a rookie from the University of Idaho, Norton was a member of the Oilers' 1960 AFL Championship team. A four-time league all-star, he holds the club record for most interceptions in a career with 45. Also an accomplished punter, Norton was tops in club history with 519 career punts for a 42.3-yard career average and a long kick of 79 yards (11/22/64 vs. Kansas City).

Elvin Bethea joined the Oilers in 1968 after an outstanding career at North Carolina A&T. He started at defensive end in the 1968 season opener and didn't miss a game until breaking his arm in November 1977. That streak of 135 consecutive games played stands third in team history. An eight-time Pro Bowler (1970, 1972-76, 1978-80), Bethea ranks second for most seasons played (16, 1968-83), while his 210 games played (1968-83) also stands second behind Bruce Matthews. Bethea led the team in sacks six times, including a career-best mark of 17 in 1973. The Oilers honored him with an "Elvin Bethea Appreciation Night" on Aug. 4, 1983. He became the sixth player in franchise history to be inducted into the Pro Football Hall of Fame on Aug. 3, 2003.

Earl Campbell, the franchise's second leading rusher and a member of the Pro Football Hall of Fame, was honored by having his number retired at ceremonies on Aug. 13, 1987. He set a single-season club record with a league-leading 1,450 yards his rookie season. Campbell followed that performance with 1,697 yards in 1979 and an astounding 1,934 yards in 1980. Both those totals led the NFL and the latter was second only to O.J. Simpson's 2,003 yards in 1973. Campbell was selected to five Pro Bowls (1978-81, 1983) and retired as the NFL's seventh all-time leading rusher (9,407). He ranks second in franchise history in career rushing yards (8,574) and attempts (1,979), first in touchdown runs (73) and first in most consecutive games with a rushing touchdown (5).

Mike Munchak joined the Oilers as a first-round draft pick in 1982 out of Penn State. He was the first offensive lineman selected in the draft and the eighth overall selection. Munchak won the starting left guard position as a rookie and went on to play in 12 campaigns (1982-93) and 159 games (156 starts) for the Oilers. He is tied for third on the team's all-time list for seasons played and ranks fifth in games played. Munchak became a fixture on an offensive line that helped the Oilers to seven consecutive playoff appearances (1987-93). One of the premier guards in the National Football League, Munchak was selected to NFL's "Team of the Decade" for the 1980s and was chosen in 1989 to Oilers' 30th Anniversary "Dream Team." He ranks second in club annals with nine Pro Bowl selections, seven as a starter. Munchak announced his retirement on July 21, 1994, and on the same day, K.S. "Bud" Adams, Jr,. announced that jersey No. 63 would be retired on "Mike Munchak Appreciation Day" on Nov. 6, 1994.

Bruce Matthews played in more games (296) than any non-kicker in NFL history. Longevity and durability were his hallmark. And that, coupled with his unparalleled play, in which he tied a league record with 14 Pro Bowl selections (tied with Merlin Olsen) and earned All-Pro honors six times, made him one of the all-time greats. He rose to the challenges presented to him in playing every position on the offensive line during his NFL career (87 at center, 99 at left guard, 67 at right guard, 22 at right tackle, and 17 at left tackle). His number was retired during a halftime ceremony in Nashville on Dec. 8, 2002.

Warren Moon, the fourth leading passer in NFL history, played 10 years (1984-93) with the organization and holds the franchise records for passing yards (33,685) and touchdowns (196), while leading the Oilers to seven consecutive playoff appearances from 1987-93. Moon's finest season came in 1990, throwing for 4,689 yards (363-for-584) and 33 touchdowns in only 15 games and becoming the third player in NFL history to produce consecutive 4,000-yard passing seasons. He earned AP NFL Offensive Player of the Year for his efforts and his third Pro Bowl berth. His jersey was retired in a halftime ceremony in Nashville on Oct. 1, 2006.

TITANS/OILERS HALL OF FAME

In recognition of the 40th season of the Houston Oilers/Tennessee Titans organization in 1999, the team's late owner K.S. "Bud" Adams, Jr. created an official team Hall of Fame, featuring players and staff from the past, while creating a special place for Titans stars of the future to be recognized. To date, 13 individuals have been named to the franchise's Hall of Fame:

NAME	POSITION	YEARS WITH FRANCHISE	INDUCTED
K.S. "Bud" Adams, Jr.	Team Owner/Founder	1959-2013	Sept. 7, 2008
Elvin Bethea	Defensive End	1968-83	Dec. 9, 1999
George Blanda	Quarterback/Kicker	1960-66	Dec. 9, 1999
Earl Campbell	Running Back	1978-84	Dec. 9, 1999
Eddie George	Running Back	1996-2003	Oct. 27, 2008
Mike Holovak	General Manager	1981-99	Dec. 9, 1999
Ken Houston	Safety	1967-72	Dec. 9, 1999
Bruce Matthews	Offensive Lineman	1983-2002	Dec. 8, 2002
Steve McNair	Quarterback	1995-2005	Oct. 27, 2008
Warren Moon	Quarterback	1984-93	Oct. 1, 2006
Mike Munchak	Guard	1982-93	Dec. 9, 1999
Jim Norton	Safety/Punter	1960-68	Dec. 9, 1999
Frank Wycheck	Tight End	1995-2003	Oct. 27, 2008

OILERS LOGO HISTORY

The original Oilers helmet, circa 1960, was blue with a white stripe down the middle. The oil derrick logo was also white. Although the derrick itself remained, many subtle changes were made to the helmets over the years. In 1964, two red stripes were added to the white striping on top of the helmet. Two years later, the helmet color was changed to silver with red and blue striping. The derrick, meanwhile, was changed to blue with a red outline and white background. In 1972, the helmet color was switched back to blue with red and white striping, while the derrick was changed to white with a red outline. Three years later, the helmet color was changed to its familiar white with red and blue striping. The derrick was then switched to blue with a red outline. The helmets boasted a gray facemask. In 1981, the facemask was switched to red. In 1997, the Oilers added the Tennessee logo to the back of their helmet upon their relocation to Nashville. In 1999, the franchise unveiled a new logo as the team was renamed the Tennessee Titans.

The original Houston Oilers helmet from 1960-65 was blue with a white stripe down the middle.

HELMET HISTORY

1960-1965, 1994 Throwback Games
(Red stripe added in 1964)

1966-1970

1971
(Additional silver stripe was used for some games; gap between the blue and red stripe pictured)

1972-1974

1975-1980

1981-1998

1999-Present

FRANCHISE HOMES

JEPPESEN STADIUM — Houston



Years Played 1960-64
Record 26-11
First Game . . . . . 9/18/60 — Oilers 38, Los Angeles Chargers 28 (20,156)
Last Game . . . . . 12/20/64 — Oilers 34, Denver 15 (15,839)
Highlights: Oilers capture inaugural AFL Championship with a 24-16 win over the San Diego Chargers at Jeppesen Stadium (1/1/61)...Oilers defend that title the following year with a 10-3 win at San Diego...Jeppesen record crowd of 37,981 watches Dallas nip Oilers 20-17 in overtime in the 1962 AFL Championship Game (12/23/62).

RICE STADIUM — Houston

Years Played 1965-67
Record 11-10
First Game . . . . . 9/12/65 — Oilers 27, New York Jets 21 (52,680)
Last Game . . . . . 12/16/67 — Oilers 24, San Diego 17 (19,870)
Highlights: Oilers wallop Denver 45-7 (9/3/66), setting an AFL record by not allowing a Broncos first down...after four straight losing seasons, Oilers clinch Eastern Division title with 24-17 win over Chargers (12/17/67)...in 1967, Oilers become first team to go from last in the division to first in one season.

ASTRODOME — Houston

Years Played 1968-96
Record 116-105-2
First Game . . . . . 9/9/68 — Kansas City 26, Oilers 21 (45,083)
Last Game . . . . . 12/15/96 — Cincinnati 21, Oilers 13 (15,131)
Highlights: Astrodome was the first domed stadium in the NFL...Oilers 3-2 in playoff games at Astrodome...Oilers appeared in 16 “Monday Night Football” telecasts, going 10-6...in 1980 season finale against Minnesota (12/21/80), Earl Campbell sets NFL record with his fourth 200-yard rushing game of the season... Campbell finishes with 1,934 yards, then the second-highest total in league history...Oilers set team record for points in a game with 58-14 drubbing of Cleveland (12/9/90)...Oilers beat Steelers 31-6 to win first-ever undisputed AFC Central Division title (12/8/91)...Oilers win club-record 11th consecutive game with 24-0 win over the New York Jets (1/2/94)...three former Oilers — Elvin Bethea (No. 65), Campbell (No. 34) and Mike Munchak (No. 63) — have their numbers retired.

LIBERTY BOWL — Memphis

Year Played 1997
Record 6-2
First Game . . . . . 8/31/97 — Oilers 24, Oakland 21, OT (30,171)
Last Game . . . . . 12/21/97 — Oilers 16, Pittsburgh 6 (50,677)
Highlights: The Oilers played their first season in Tennessee at the Liberty Bowl in Memphis...Eddie George ties a franchise record with 216 yards rushing as the Tennessee Oilers win their inaugural game in Tennessee, a 24-21 overtime win over Oakland in Memphis...Oilers close out season with 16-6 win over division-winner Pittsburgh.

DUDLEY FIELD (VANDERBILT STADIUM) — Nashville

Year Played.....1998
Record.....3-5
First Game.....9/13/98 — San Diego 13, Oilers 7 (41,089)
Last Game.....12/26/98 — Minnesota 26, Oilers 16 (41,121)
Highlights: Frank Wycheck catches pass from Steve McNair to score club’s first touchdown in Nashville (9/13)…Oilers pummel Cincinnati 44-14 for first win in Nashville (10/18)…Al Del Greco kicks game-winning field goal to secure season sweep of Pittsburgh (11/15).

LP FIELD — Nashville

Years Played 1999-Present
Record . . . . . 72-48 (regular season) 2-2 (playoffs)
First Game . . . . . 9/12/99 — Tennessee 36, Cincinnati 35 (65,272)
Highlights: At LP Field, the Tennessee Titans have recorded a 74-50 home record (combined regular season and playoffs), including an undefeated 9-0 home mark in 1999. Adelphia Coliseum, as the stadium was first named, opened its doors in the national spotlight with a preseason victory over the Atlanta Falcons on Aug. 27, 1999. Tennessee opened the regular season with a come-from-behind 36-35 victory over Cincinnati. But the most memorable victory of the season came in a 22-16 Wild Card victory over Buffalo on Jan. 8, 2000. In that game, Kevin Dyson fielded a lateral pass from Frank Wycheck with 16 seconds left and raced 75 yards down the sideline for the winning score. That play, which propelled Tennessee into an AFC Divisional showdown at Indianapolis the following week, was immediately dubbed “The Music City Miracle” and will go down as one of the most memorable moments in NFL history. The Titans won 12 consecutive games to open their new stadium, breaking the NFL record. The Coliseum changed its name to LP Field on June 6, 2006, when the Titans reached a 10-year stadium naming rights agreement with Louisiana-Pacific Corporation.

HISTORICAL HIGHLIGHTS

Click HERE for 1959-94 highlights at www.titansonline.com.

1995

January 5 – Oilers announce that Jeff Fisher will remain as head coach, officially becoming the 15th head coach in franchise history.
January 17 – As his first hire, Fisher brings in Jerry Rhome under the title of Offensive Coordinator.
March 3 – The Oilers jump into the free-agent pool and sign the NFL's all-time leading kickoff returner, Mel Gray. Gray joins the Oilers after successful stints with the Detroit Lions and New Orleans Saints.
March 7 – The team announces five-year contract with KHTV/Channel 39 to broadcast Oilers' preseason games. The pact reunites the team and KHTV, which carried Oilers preseason action in '89.
March 23 – Houston lures in one of the most coveted unrestricted free agents by signing C Mark Stepnoski from the Dallas Cowboys.
March 28 – The Oilers sign veteran QB Chris Chandler from the Rams.
April 22 – With the third overall choice in the draft, Houston selects Alcorn State QB Steve McNair.
July 25 – QB Steve McNair signs contract at press conference held at Oilers' training camp.
August 11 – Tennessee newspaper reports that Nashville Mayor Phil Bredesen is meeting with Oiler officials. Nashville is willing to build new stadium if it will attract a professional team. K.S. "Bud" Adams, Jr. and Bredesen execute an agreement that gives the City of Nashville a 70-day exclusive negotiating period with the Houston Oilers to build a stadium and relocate the team.



The Oilers draft McNair in 1995

August 19 – Oilers-Chargers preseason game is canceled by NFL after field is deemed unplayable for safety reasons.
September 3 – The Oilers travel to Jacksonville and defeat the Jaguars 10-3 in the expansion team's inaugural game.
September 24 – QB Chris Chandler connects on 23 of 26 passes for 352 yards and four touchdowns, leading Oilers to a 38-28 win over the Bengals at Riverfront Stadium. Chandler's 88.46 completion percentage misses the NFL record by one completion. Chandler, who hooked up with rookie WR Chris Sanders on touchdown passes of 58 and 46 yards, is named AFC Offensive Player of the Week.
November 2 – Oilers' long-time equipment assistant Bill "Mojo" Lackey passes away after a massive stroke.
November 5 – Oilers win 37-10 over Browns and dedicate game to "Mojo" and his family. The win marks the Oilers' largest margin of victory at Cleveland since a 40-10 decision on Oct. 12, 1975.
November 12 – K.S. "Bud" Adams, Jr. and the Oilers announce the establishment of the Bill "Mojo" Lackey Memorial Award, which would be given to the player, coach or front office staff member that best exemplifies the qualities of the former equipment assistant. A $10,000 check is given to the winner to be awarded to charity in his or her name.
November 16 – K.S. "Bud" Adams, Jr. and Nashville Mayor Phil Bredesen sign a relocation agreement to move the Oilers to Tennessee.
December 14 – G Bruce Matthews, S Blaine Bishop, CB Darryll Lewis and C Mark Stepnoski are selected to the Pro Bowl. Matthews sets the Oiler mark for consecutive selections with his eighth consecutive Pro Bowl honor.
December 17 – Paul "Hoss" Noska, equipment assistant, is honored with the first Bill "Mojo" Lackey Memorial Award.

1996

March 26 – Oilers sign veteran WR Willie Davis from the Kansas City Chiefs.
April 20 – After trading down in the first round (from 9th to 17th) to acquire extra picks from Oakland, General Manager Floyd Reese and Head Coach Jeff Fisher execute a trade with the Seattle Seahawks to move back up to the 14th spot in the 1996 draft to select Heisman Trophy winner Eddie George from Ohio State. Sent to the Seahawks in the trade was DT Glenn Montgomery.
April 30 – The National Football League approves the team's relocation to Nashville in a special owners' meeting held in Atlanta, Ga.
May 3 – Adding more weapons to the offense, the Oilers agree to terms with RB Ronnie Harmon from the San Diego Chargers.
May 7 – Voters of Davidson County in Nashville, Tenn., overwhelmingly approve a referendum held to decide on the use of public funding for a new downtown stadium.

George speaks with the media after being drafted 14th overall in 1996

October 20 – With a 22-yard field goal, K Al Del Greco sets the club record for most career field goals, surpassing K Tony Zendejas (117).
October 27 – Del Greco kicks the longest field goal in team history with a 56-yarder at the end of the first half versus the 49ers.
November 17 – In a clash with the Miami Dolphins, G Bruce Matthews becomes the Oilers' all-time leader in games played with his 211th contest, breaking Elvin Bethea's mark of 210. Matthews would go on to also set the team marks for most consecutive games played and started.
December 12 – G Bruce Matthews, S Blaine Bishop, C Mark Stepnoski and ST player John Henry Mills are selected to the Pro Bowl. Matthews extends the Oiler mark for consecutive selections (9) and ties G Mike Munchak for most overall selections (9).
December 15 – Oilers play their final game in Houston with a 21-13 loss to the Cincinnati Bengals in the Astrodome.
December 22 – RB Eddie George finishes the 1996 season with 1,368 yards rushing en route to Rookie of the Year accolades. In addition, George's ground totals were only 82 yards shy of RB Earl Campbell's rookie record of 1,450. On this day, George would also help the Oilers to a 24-21 win over the Baltimore Ravens for a franchise-best 6-2 road record.

1997

January 1 – The team promotes linebackers coach Gregg Williams to defensive coordinator.
January 3 – After relieving Jerry Rhome of his duties, the Oilers make wide receivers coach Les Steckel the team's offensive coordinator/quarterbacks coach.

McNAIR AND GEORGE

First round draft picks in consecutive years, QB Steve McNair (drafted in 1995) and RB Eddie George (drafted in 1996) became the centerpieces of a team that advanced to the playoffs in four of five years (1999, 2000, 2002, 2003). From 1997, McNair's first season as a starter, until Eddie George's final season as a Titan in 2003, the two combined to pull the franchise to new heights, including the team's first Super Bowl appearance (XXXIV). The duo started in the same backfield 107 times during their seven seasons together and posted a 67-40 record (.626 winning percentage) in those games, and 5-4 in postseason. The 2003 season would be memorable for both as McNair was named Co-MVP of the NFL, becoming only the franchise's second player to garner the honor (Campbell in 1979) and George became the franchise's all-time leading rusher, passing Earl Campbell and becoming only the 17th running back to reach 10,000 career rushing yards. Each player personified toughness with legendary stories told of McNair returning from injuries to lead his team to victory and George never missing a start in his eight year franchise career - 128 games - which represented the most consecutive starts in NFL history for a running back to start a career.

HISTORICAL HIGHLIGHTS

February 24 – Oilers trade QB Chris Chandler to the Atlanta Falcons for two 1997 draft choices (4th and 6th).
May 3 – City of Nashville holds ground-breaking ceremonies for the team's downtown stadium.
May 8 – After formulating an agreement earlier with Harris County (Houston), K.S. "Bud" Adams, Jr. and Astrodome USA owner Drayton McLane, Jr. reach a settlement for the final year of Oilers' lease at the Astrodome. Under appointed mediator Alice Oliver Parrott, the two sides clear the biggest step in the team's ability to play games in Tennessee for the 1997 season.
June 5 – Oilers reach agreement with Memphis Sports Authority, clearing the way for the team to play its games in the Liberty Bowl.
June 12 – Oilers hold press conference in Nashville to formally announce the club's intention to play the 1997 season in Tennessee, and introduce an inaugural patch and logo which merges the Oilers traditional "Oil derrick" with the Tennessee state flag.
July 18 – Oilers players report to Tennessee State University for their first training camp in the state of Tennessee. Also, Oilers sign DE Kenny Holmes, 1997 first-round selection, to a four-year contract.
July 19 – Oilers sign GM Floyd Reese to a four-year extension running through 2001 season.
August 2 – Oilers play first preseason game of 1997 season at Liberty Bowl in Memphis, falling to the New Orleans Saints 21-12.
August 9 – Oilers play their first ever game at Vanderbilt Stadium, an 18-12 preseason loss to the Washington Redskins.
August 15 – Oilers move into their temporary training facility in Bellevue.
August 23 – Oilers promote Don MacLachlan to Executive Vice President of Marketing, Broadcasting, and Ticketing.
August 27 – Oilers sign free agent SS Blaine Bishop.
August 31 – Oilers open their inaugural season in the state of Tennessee with a 24-21 overtime win over the Oakland Raiders at Liberty Bowl. RB Eddie George ties Billy Cannon's franchise record for rushing yards in a game with 216 yards on 35 carries. With the game-winning field goal in overtime, K Al Del Greco becomes the Oilers all-time points leader, surpassing George Blanda's total of 596 points.

George posts a record game against Oakland in the 1997 regular season opener

October 27 – In their first-ever trip to Arizona, the Oilers defeat the Cardinals 41-14.
November 27 – Oilers defeat Dallas 27-14 on Thanksgiving Day in front of a national-television audience. It marked the first regular season game in Texas for the Oilers since their move to Tennessee.
December 11 – G Bruce Matthews, RB Eddie George, and SS Blaine Bishop are selected to the Pro Bowl. Matthews extends the mark for consecutive selections (10) and surpasses G Mike Munchak for most overall selections (9).
December 14 – Oilers fall to the Baltimore Ravens 21-19 in the final game at Baltimore's Memorial Stadium. It marked the second time the Oilers closed the stadium, because on Dec. 18, 1983, the Oilers played at the Baltimore Colts in what would be their final game in Baltimore.
December 21 – Oilers close their inaugural season in Tennessee with an 8-8 record after a 16-6 win over Pittsburgh in Memphis.

HOUSTON OILERS TO TENNESSEE TITANS

After trying unsuccessfully for many years to construct a deal with the city of Houston for a new football or multi-use stadium, Oilers owner K.S. "Bud" Adams, Jr. decided that moving his franchise to another city might be the only solution left to keep the team financially competitive. In the spring of 1995, research was completed and several cities were identified as desirable for relocation and at the top of the list was Nashville, Tenn. In the summer of 1995, Adams contacted Nashville's mayor, Phil Bredesen, to see if the city would be interested in having the team relocate to the region. A 70-day exclusive negotiating period was agreed to and in November the two had signed a relocation agreement that would bring the Oilers to Nashville. In April of 1996, the NFL approved the team's relocation and on May 7th, the voters of Davidson County approved a referendum on using public funding for the new downtown stadium. Dec. 15, 1996 would mark the Oilers final home game at the Astrodome in Houston – a 21-13 loss to Cincinnati in front of 15,131 fans. In May of 1997, the team reached a settlement with the Astrodome that let them escape the final year of the contract and allowing the team to play the 1997 season in Tennessee. With the new stadium in Nashville still two years from completion, the team decided to play at Memphis' Liberty Bowl until the stadium was complete. The Tennessee Oilers opened their inaugural season in the state of Tennessee with a 24-21 overtime win over the Oakland Raiders at the Liberty Bowl in front only 30,000 fans. The Oilers struggled with low attendance throughout the 1997 season and by March of 1998, the Oilers reached an agreement to play the 1998 season at Vanderbilt Stadium in Nashville. Crowds at Vanderbilt Stadium were an improvement from the previous year, but the team could only muster a 3-5 home mark. During the 1998 season, Adams announced the Oilers name would be retired and the team would be renamed the Titans as they entered their new stadium for the 1999 season. In April of 1999, the team unveiled their new Titans uniforms and in August the team played its first game at the new Adelphia Coliseum (in 2002 Adelphia's name is removed and in 2006 it is named LP Field). The 1999 season ends with the franchise's first Super Bowl berth in the team's 40-year history. A total of 20 players endured the entire odyssey of playing in Houston in 1996, Memphis in 1997, Vanderbilt in 1998 and LP Field in 1999.

Adams presents Mayor Bredesen with an official team jersey

1998

February 14 – Oilers agree to terms with free agent WR Yancey Thigpen from Pittsburgh.
February 19 – Oilers agree to terms with free agent P/K Craig Hentrich from Green Bay.
February 24 – Oilers reach agreement with Shelby County Sports Authority and Memphis Park Commission to be released from the final year of their lease at the Liberty Bowl.

HISTORICAL HIGHLIGHTS

March 4 – Oilers and Vanderbilt University reach tentative agreement for the Oilers to play at Vanderbilt Stadium for the 1998 season.
March 11 – Oilers agree to terms with free agent TE Jackie Harris from Tampa Bay.
April 16 – A tornado rips through Nashville, damaging three cranes and 10 portable trailers at the Oilers East Bank Stadium construction site.
April 18 – In the franchise's first draft as the Tennessee Oilers, the club selects WR Kevin Dyson from Utah with its first-round selection (16th overall) in the NFL Draft.
April 23 – Oilers finalize deal to play at Vanderbilt Stadium for the 1998 season.
May 15 – Oilers finalize deal to acquire land in MetroCenter for a permanent practice facility to be finished in the summer of 1999.
May 28 – Oilers reach agreement with Tennessee State University to hold the Oilers 1998 Training Camp on TSU's campus. It marks the first time in club history that the Oilers have had consecutive training camps outside the state of Texas.
July 29 – Owner K.S. "Bud" Adams, Jr., listens to the Tennesssee fans and announces that he will change the name of the team. An advisory council is later formed to research names and a "Guess the Name" contest is introduced to fans to gain additional feedback.
Oct. 18 – Oilers win first home game in Nashville, a 44-14 victory over Cincinnati.
Oct. 29 – Former Oiler and nine-time Pro Bowl Guard Mike Munchak is announced among 76 nominees for the Pro Football Hall of Fame.
Sept. 12 – Oilers play first regular season home game in Nashville vs. San Diego Chargers.
Nov. 4 – First Oilers coach, Lou Rymkus, passes away at 78.
Nov. 14 – Oilers owner K.S. "Bud" Adams, Jr., announces that the Oilers will become the "Tennessee Titans" beginning in 1999. "We wanted a new nickname to reflect strength, leadership and other heroic qualities," Adams said.
Dec. 22 – Oilers owner K.S. "Bud" Adams, Jr., unveils new Tennessee Titans logo and colors, featuring the fire of the Titans and exemplifying power, strength, knowledge and excellence. "I feel we have developed a logo that fans throughout the state of Tennessee and around the country will embrace for years to come," Adams said.
Dec. 26 – Oilers era comes to end against Minnesota Vikings.

Adams announces team name change to the Titans

1999

January 1 – G Bruce Matthews and P Craig Hentrich earn All-Pro honors.
February 8 – G Bruce Matthews, P Craig Hentrich, RB Eddie George & TE Frank Wycheck represent AFC in Pro Bowl.
February 26 – Steve Walters (WR's) and Jim Washburn (DL) added to coaching staff.
April 13 – Titans unveil new uniforms and helmets before packed crowd at the new stadium.

George, Wycheck, Hentrich and Bishop model the Titans new uniforms

April 17 – Titans make Florida DE Jevon Kearse their first selection in the 1999 NFL Draft.
May 3 – Veteran players tour stadium and practice facilty. Mr. Adams presents pair of tickets to each stadium worker in appreciation of their hard work.
May 3 – George Henshaw promoted to Assistant Head Coach/Running game. Jim Schwartz added to staff as Defensive Assistant/Quality Control Coach.
May 8 – Final auditions determine first ever Titans cheerleading squad.
May 13 – 11-time Pro Bowl offensive lineman Bruce Matthews re-signs with team.
May 14 – Stadium lights turned on for 100-hour test.
May 17 – Titans announce that 1999 training camp will be held at Baptist Sports Park in Bellevue.
May 18 – Stadium sod is laid down.
July 8 – Adelphia Coliseum name and logo are unveiled at a downtown ceremony.
July 23 – Titans name former Minnesota Senior Vice President Jeff Diamond President and Chief Operating Officer, and agree to terms with former Pittsburgh Pro Bowl quarterback Neil O'Donnell.
July 27 – The Titans sign their first-round draft selection, Florida DE Jevon Kearse, to a multi-year contract.
August 15 – The Tennessee franchise plays its first preseason game under the name Titans, a 22-20 loss at Kansas City. The game is the first in franchise history played in a uniform other than the Oilers.
August 27 – Titans defeat Atlanta, 17-3, in the first preseason game at Adelphia Coliseum.
September 2 – Owner K.S. "Bud" Adams, Jr. and his wife, Nancy, announce the creation of the Tennessee Titans Foundation, an organization established to serve the charitable interests of the state of Tennessee by providing financial support and other resources to non-profit organizations, enriching and strengthening communities throughout the state. Adams donates $500,000 to start the foundation.
September 5 – Cornerback Darryll Lewis, the team leader in interceptions in each of the past five seasons, is released.

Faith Hill sings at inaugural game of the new stadium

September 12 – Al Del Greco kicks a 33-yard field goal to lift the Titans to a 36-35 win over Cincinnati in the first regular season game and victory at Adelphia Coliseum. The win, in front of 65,272 fans, is the team's first as the Titans, and quarterback Steve McNair passes for a career-high 341 yards in the victory.
September 26 – The team wins its first road contest as the Titans, a 20-19 victory at Jacksonville sealed by a Samari Rolle interception in the end zone with under a minute remaining.
October 31 – Steve McNair returns after missing five games because of a back injury to lead the Titans to defeat the previously-unbeaten St. Louis Rams, 24-21 at Adelphia Coliseum. McNair is named Miller Lite NFL Player of the Week for his performance in the victory.
December 19 - Tennessee clinches the franchise's first playoff berth since 1993 with a 30-17 win over Atlanta at Adelphia Coliseum.
December 22 – G Bruce Matthews, RB Eddie George, DE Jevon Kearse and TE Frank Wycheck are named to the AFC team for the Pro Bowl. Matthews extends his franchise records for consecutive and overall selections (12), and Kearse becomes the first rookie defensive end selected to the Pro Bowl in AFC history and the first in the NFL since 1978.
December 26 – Tennessee defeats Jacksonville for the fourth consecutive time, a 41-14 victory in which Steve McNair throws five touchdown passes. McNair earns his first AFC Offensive Player of the Week and his second Miller Lite NFL Player of the Week honor this season for his efforts. The win completes the first unbeaten home regular season in club history.

HISTORICAL HIGHLIGHTS

2000

Dyson races down the sideline in the Music City Miracle

January 8 – In a play known as the "Music City Miracle," Kevin Dyson returns a Frank Wycheck lateral on a kickoff return 75 yards for a touchdown, lifting the Titans to a 22-16 victory in the AFC Wild Card playoff game over the Buffalo Bills. The improbable play, which occurred with just 16 seconds remaining in the game, gives the franchise its first playoff win in Tennessee in addition to its first since 1993.

January 16 – Eddie George rushes for 162 yards, including a 68-yard touchdown run, as the Titans defeat the Indianapolis Colts, 19-16, in an AFC Divisional Playoff game at the RCA Dome.

January 23 – The Titans beat Jacksonville for the third time of the season and fifth consecutive time, using 23 second-half points en route to a 33-14 win at Alltel Stadium in Jacksonville. Steve McNair runs for two touchdowns and Derrick Mason returns a kickoff 80 yards in the win. The win sends Tennessee to its first Super Bowl in franchise history and its first AFC/AFL Championship since 1961.

Del Greco, Wycheck and Hentrich pose with the AFC Championship trophy

January 30 – The Titans fall short in their quest to win Super Bowl XXXIV, as Kevin Dyson is stopped one yard short of the end zone on the final play of the game in a 23-16 St. Louis Rams victory.

The Titans battle the Rams at Super Bowl XXXIV in Atlanta

February 16 – The Titans sign unrestricted free agents LB Randall Godfrey (Dallas) and T Fred Miller (St. Louis).

March 7 – Mike Heimerdinger is named offensive coordinator, replacing Les Steckel.

March 13 – Craig Johnson (quality control/offense) and Ronnie Vinklarek (quality control/defense) are added to the coaching staff, while Jim Schwartz is promoted to linebackers coach.

June 15 – The Titans extend the contract of Head Coach Jeff Fisher and expand his title to Executive Vice President.

July 19 – The Titans extend the contract of RB Eddie George.

August 14 – The Titans host Monday Night Football for the first time since moving to Tennessee. A sell-out crowd of 68,072 at Adelphia Coliseum watch the Titans defeat St. Louis, 30-3, in a preseason Super Bowl XXXIV rematch.

October 16 – The Titans host their first regular season Monday Night Football game at Adelphia Coliseum, a 27-13 victory over the Jacksonville Jaguars.

November 12 – Tennessee's NFL record of 12 consecutive victories to open a new stadium ends in a 24-23 loss to the Baltimore Ravens.

December 14 – S Blaine Bishop, RB Eddie George, T Brad Hopkins, DE Jevon Kearse, KR Derrick Mason, G Bruce Matthews, CB Samari Rolle and TE Frank Wycheck are named to the AFC team for the Pro Bowl. QB Steve McNair is added as an alternate, giving the Titans nine players on the Pro Bowl roster, the most for the franchise since nine players were selected in 1992.

December 17 – At Cleveland, Bruce Matthews passes brother Clay on NFL games played list at 279 games. Both are honored in pre-game ceremony.

December 25 – The Titans clinch the AFC Central Division Championship with a 31-0 victory against the Dallas Cowboys, earning a 13-3 record for the second-consecutive season and home-field advantage throughout the playoffs. The defensive unit finishes the season ranked first overall in the NFL.

HOME SWEET HOME

The newly-named Tennessee Titans opened their new stadium, Adelphia Coliseum (later to be named LP Field) with the regular season opener on Sept. 12, 1999 against the Cincinnati Bengals. The back and forth game would end with the Titans hanging on for a 36-35 win. The win would start a historic streak of 12 consecutive wins to open the new stadium. The 12 consecutive wins were the most in the modern era for a new stadium (Texas Stadium, 9 wins in 1971) and one short of the all-time record by the Buffalo Americans in 1920. The Titans first loss in their new home would come against the Baltimore Ravens on Nov. 12, 2000. The winning streak actually began in the spring of 1998, when a devastating tornado ripped through Nashville, but only gave a glancing blow to the under construction stadium and sparing it from destruction.

2001

January 7 – Baltimore defeats the Titans, 24-10, in an AFC Divisional Playoff game at Adelphia Coliseum.

February 1 – Defensive coordinator Gregg Williams is hired as head coach of the Buffalo Bills.

February 2 – Jim Schwartz is promoted to defensive coordinator.

February 6 – Gunther Cunningham, former Kansas City Chiefs head coach, is named assistant head coach defense/linebackers.

February 22 – Everett Withers is named defensive backs coach.

March 2 – The Titans re-sign unrestricted free agent WR/KR Derrick Mason, who set an NFL record in 2000 with 2,690 all-purpose yards.

March 7 – The Titans agree to terms with unrestricted free agent K Joe Nedney from the Carolina Panthers.

March 8 – Former Pro Bowl safety Chuck Cecil is hired as defensive quality control coach.

March 28 – The Titans agree to trade their first pick (29th overall) in the 2001 NFL Draft to the St. Louis Rams for defensive end Kevin Carter.

April 21 – The Titans select DB Andre Dyson with their first selection (2nd round/60th overall) in the 2001 NFL Draft.

May 22 – The NFL announces its plans to realign divisions beginning in 2002, placing the Titans in the new AFC South with the Jacksonville Jaguars, Indianapolis Colts and expansion Houston Texans.

August 4 – Mike Munchak, Titans offensive line coach and former Houston Oilers guard, is inducted in the Pro Football Hall of Fame after being selected for enshrinement on Jan. 27.

HISTORICAL HIGHLIGHTS

September 25 – Former Nashville Kats (Arena Football League) Head Coach Pat Sperduto is hired as director of arena football league operations.
October 7 – Starting at center in Baltimore, Bruce Matthews plays in his 283rd NFL game and surpasses Jim Marshall for first place on league's all-time list for games played among non-kickers.
December 30 – Eddie George records a season-high 130 yards rushing against Cleveland, marking the 30th 100-yard game of his career. Additionally, George becomes the first RB in franchise history to post 200 career pass receptions.

2002

January 2 – Bruce Matthews is named to his 14th consecutive Pro Bowl, tying him with Merlin Olsen for the most Pro Bowl selections in league history. Jevon Kearse also is selected for the third consecutive year.
April 5 – The team begins its fifth annual Tennessee Titans Caravan. With 16 players plus staff participating, Titans Caravan V goes on to make 64 stops, including 27 schools, in Tennessee, Kentucky and Alabama over a two-week period.
April 20 – The Titans select DT Albert Haynesworth with their first pick (15th overall) in the 2002 NFL Draft.
April 30 – Titans owner K.S. "Bud" Adams announces that he has purchased an expansion Arena Football League team that will begin play in Nashville in 2004. The team will keep the name of the previous AFL team that played in Nashville, the Nashville Kats.
May 15 – The Titans reach an agreement with Citadel Communications to move the Titans' flagship radio station to Nashville's 103 WKDF (103.3 FM).
May 30 – Craig Johnson is promoted to quarterbacks coach. Ned James is hired as offensive assistant.
June 4 – The Titans reach a tentative agreement with Adelphia Business Solutions to have Adelphia's name removed from the coliseum, pending court approval.
July 15 – Offensive lineman Bruce Matthews officially announces his NFL retirement from the offices of Titans owner K.S. "Bud" Adams, Jr., in Houston, Tex.
September 7 – Titans owner Bud Adams unveils his team's PSL Founder's Club display at Coliseum.
December 1 – RB Eddie George becomes franchise's all-time leading rusher, passing Earl Campbell, in victory at New York Giants.
December 8 – Former Titans/Oilers offensive lineman Bruce Matthews is inducted into Titans' Hall of Fame and has his jersey retired during special halftime ceremony during Colts game.
December 22 – Titans clinch inaugural AFC South Division with 28-10 victory at Jacksonville.
December 29 – Titans go undefeated in inaugural AFC South division with 13-3 victory at Houston, securing a first-round bye in playoffs. The Titans become NFL's third team to advance to playoffs after starting their season 1-4.

2003

January 1 – QB Steve McNair finishes third in league MVP voting behind Rich Gannon and Brett Favre.
January 11 – Titans defeat Steelers 34-31 in bruising AFC Divisional Playoff Game.
January 19 – Titans play in franchise's fourth AFC Championship Game, but fall short at Oakland, 41-24.
January 25 – Former Houston Oilers DE Elvin Bethea named to the Pro Football Hall of Fame's 2003 class.
February 3 – Head coach Jeff Fisher coaches the AFC to a 45-20 victory in Pro Bowl.
February 7 – Titans president Jeff Diamond signs a new one-year contract.
April 26 – Titans select CB Andre Woolfolk with their first pick (28th overall) in the 2003 NFL Draft.

Nedney's field goal beats Steelers

June 25 – Head coach Jeff Fisher agrees to terms on a long-term contract extension.
December 7 – Frank Wycheck becomes the fourth tight end in NFL history to record 500 career receptions in Tennessee's 29-27 loss at home to Indianapolis.
December 7 – WR Derrick Mason catches six passes for 64 yards at home vs. Indianapolis to record his third consecutive 1,000-yard receiving season.
December 18 – The NFL announces that four Titans are going to the 2004 Pro Bowl – QB Steve McNair (named the starter), along with LB Keith Bulluck, WR Derrick Mason, and P Craig Hentrich. OT Brad Hopkins would later be named to the Pro Bowl as a reserve.
December 21 – QB Steve McNair leads a miraculous comeback at Houston, throwing the game-winning touchdown to Drew Bennett with 17 seconds left in Tennessee's 27-24 victory on the road. In the process, McNair surpasses 3,000 passing yards for the season, joining Warren Moon as only the second QB in franchise history to do so four times.
December 28 – Recently re-signed QB Neil O'Donnell starts following injuries to Steve McNair and Billy Volek. He threw for 232 yards and a pair of touchdowns in Tennessee's season-ending 33-13 victory over the defending Super Bowl Champion Tampa Bay Buccaneers. It marked O'Donnell's last NFL game as he would announce his retirement following the season. Eddie George becomes the 17th running back in NFL history to record 10,000 rushing yards in the team's victory over the Bucs. George rushes for 87 yards to push him over the 1,000-yard rushing mark for the seventh time in his eight NFL seasons. It marked the final regular season game and the final home game for George as a Titan.

George salutes the fans following his final home game as a Titan

2004

January 2 – QB Steve McNair named NFL's co-MVP along with Colts QB Peyton Manning. Each player receives 16 votes from a national panel of 50 journalists.
January 3 – Titans defeat Ravens 20-17 in AFC Wild Card Playoff Game in Baltimore.
January 10 – Titans fall at New England in AFC Divisional Playoff Game, the coldest playoff game in franchise history (four degrees, minus 10 wind chill).
January 11 – K Gary Anderson, the NFL's all-time leading scorer (2,346 points), announces his retirement after 22 seasons.
January 20 – Titans owner K.S. "Bud" Adams re-assumes team president role after Jeff Diamond's contract expires.
January 23 – TE Frank Wycheck announces his retirement from the NFL after 11 seasons in the league.

McNair is named NFL co-MVP in 2003

HISTORICAL HIGHLIGHTS

Wycheck, the fourth tight end in NFL history to record 500 receptions, announces his retirement

April 24 – Titans select a league-high 13 players in the 2004 NFL Draft, including three players in the second round (the team traded its first-round pick) – TE Ben Troupe, DE Travis LaBoy and DE Antwan Odom.
July 22 – Titans release RB Eddie George.
September 11 – The Titans season opener at Miami is played on Saturday instead of Sunday due to impending Hurricane Ivan. Titans running back Chris Brown rushes for 100 yards in his first NFL start en route to the team's 17-7 victory.
October 11 – On Monday Night Football, Steve McNair quarterbacks the Titans to a 48-27 victory over Green Bay to give him 71 career wins as a starter, surpassing Warren Moon's previous franchise record of 70 victories. The 48 points set a Lambeau Field record for a visiting team. Also in the game, running back Chris Brown carries 27 times for 148 yards and two touchdowns, joining Stump Mitchell (St. Louis Cardinals) and Don Calhoun (New England Patriots) to become the third player in NFL history to gain 100 or more rushing yards in four of his first five NFL starts.
December 13 – Running back Chris Brown totals 91 yards against Kansas City to become the franchise's eighth player to eclipse 1,000 season rushing yards. He finishes the season with 1,067 yards on 220 carries.
December 19 – Titans quarterback Billy Volek becomes fourth quarterback in NFL history to pass for 400 or more yards in two consecutive games after passing for 426 yards against Kansas City (12/13) and 492 yards at Oakland (12/19). The 918-yard total is the second-best two-game total in NFL history behind Phil Simms' record of 945 yards (1985).

2005

January 28 – The Arena Football League's Nashville Kats begin play under owner K.S. "Bud" Adams, Jr., winning 47-38 at the Columbus Destroyers.
February 9 – University of Southern California assistant Norm Chow is hired as Titans offensive coordinator after a 32-year career in college football.
February 21 – Titans part ways with six veterans – K Joe Nedney, DE Kevin Carter, CB Samari Rolle, RB/FB Robert Holcombe, T Fred Miller and WR Derrick Mason – due to salary cap concerns.
April 23 – Titans select West Virginia cornerback Adam "Pacman" Jones with the sixth overall pick in the 2005 NFL Draft.
May 6 – Titans owner K.S. "Bud" Adams, Jr. pledges $600,000 over three years for scholarship program that provides money for college for one student-athlete from every high school in Tennessee.
September 6 – Through his foundation, quarterback Steve McNair organizes a relief drive for victims of Hurricane Katrina. Titans fans respond in droves, arriving at LP Field to fill over 20 tractor trailers worth of goods to be sent to the Gulf Coast region.
September 18 – Titans General Manager Floyd Reese becomes the first GM in team history to record 100 wins as the Titans defeat the Ravens by a score of 25-10.
October 9 – Head Coach Jeff Fisher becomes the 34th coach in NFL history and the first in franchise history to notch 100 wins as the Titans win at Houston by a score of 34-20. Also in the game, quarterback Steve McNair became the 49th player in NFL history and second player in franchise history to reach 25,000 career passing yards.

2006

Vanden Bosch posts one of his 12.5 sacks in 2005

February 12 – Titans defensive end Kyle Vanden Bosch plays in his first career Pro Bowl. In his first season with the Titans, Vanden Bosch finished fourth in the NFL with 12.5 sacks, the most by a team member since 1999.
February 24 – K.S. "Bud" Adams, Jr. is inducted into the Tennessee Sports Hall of Fame.
March 13-15 – After a delay to the start of the NFL year due to collective bargaining talks between the league and the NFL Players Association, the Titans strike quickly in the initial days of free agency. They agree to terms with four veteran unrestricted free agents – linebacker David Thornton (Indianapolis), wide receiver David Givens (New England), center Kevin Mawae (N.Y. Jets) and safety Chris Hope (Pittsburgh) – within a three day span.
April 29 – Titans select quarterback Vince Young out of the University of Texas with the third overall pick in the 2006 NFL Draft.
June 6 – Titans and Louisiana Pacific Corporation reach an agreement on a new naming rights sponsorship that calls for the team's home stadium to be named LP Field. LP obtains the naming rights for 10 years.
June 9 – Titans trade quarterback Steve McNair to the Baltimore Ravens in exchange for a fourth-round draft choice in 2007.
June 14 – Offensive tackle Brad Hopkins announces his retirement from the NFL. Hopkins retires after playing in 194 games, the third-most in franchise history at the time (Matthews, Bethea). His 188 starts were the second-most in team history for an offensive lineman (Matthews).
July 29 – Titans sign first-round pick, QB Vince Young.
August 26 – Steve Underwood promoted to Senior Executive Vice President/Chief Operating Officer.
September 3 – Titans bring back Robaire Smith after the defensive tackle was waived by Houston.
September 20 – Titans trade QB Billy Volek to the San Diego Chargers for a 2007 draft selection.
August 5 – Former Houston Oilers QB Warren Moon is inducted into the Pro Football Hall of Fame.
November 26 – Trailing 21-0 entering the fourth quarter, Vince Young leads the Titans to 24 unanswered points, posting the largest comeback by a rookie QB in NFL history. Rob Bironas' 49-yard field goal caps the stunning victory over the Giants at LP Field.
December 3 – Rob Bironas kicks franchise-long 60-yard field goal to beat the Colts, 20-17, at LP Field. The 60-yarder tied Steve Cox and Morten Andersen for the fourth-longest field goal in NFL history.
December 10 – Vince Young returns to his hometown and runs for a 39-yard touchdown in overtime to defeat the Texans, 26-20, at Reliant Stadium.
December 31 – Titans exercise 2007 option on head coach Jeff Fisher's contract.

Bironas celebrates following his 60-yard goal against the Colts

2007

January 3 – Vince Young named the Associated Press Offensive Rookie of the Year.
January 5 – After 13 seasons at the helm, Floyd Reese resigns as general manager of the Titans.
February 1 – Vince Young named Diet Pepsi NFL Rookie of the Year.
February 3 – Former offensive lineman Bruce Matthews becomes the first franchise player that wore the Titans uniform to be voted into the Pro Football Hall of Fame.
February 10 – Vince Young becomes the first rookie quarterback in NFL

HISTORICAL HIGHLIGHTS

history to play in the Pro Bowl.
February 12 – Titans name former Oilers safety Mike Reinfeldt the team's new General Manager.
February 28 – Vincent Marino hired from NFL office as Senior Director of Football Administration.
March 9 – Chuck Cecil is promoted to Secondary Coach; Marcus Robertson named Assistant Secondary Coach.
March 12 – Titans agree to terms with Cowboys linebacker Ryan Fowler.
March 13 – Titans agree to terms with Colts cornerback Nick Harper.
March 16 – Titans agree to terms with Bears wide receiver Justin Gage.
March 19 – Titans name Fred Graves Wide Receivers Coach.
April 10 – NFL suspends Adam "Pacman" Jones for 2007 season.
April 23 – Titans hire Lake Dawson as Director of Pro Personnel.
April 28 – Titans select Texas DB Michael Griffin with the 19th overall pick in the NFL Draft.
May 3 – Titans announce they will conduct 2007 training camp at Baptist Sports Park.
August 4 – Bruce Matthews inducted into Pro Football Hall of Fame.
August 4 – NFL Commissioner Roger Gooddell visits Titans training camp.
September 11 – Acquired DE Bryce Fisher from the Seattle Seahawks for a 2008 sixth-round draft pick.
September 24 – Keith Bulluck intercepts a career-high three passes as the Titans cruise to a 31-14 victory at New Orleans on Monday Night Football.

Bulluck intercepts three passes against the Saints on Monday Night Football

October 21 – Rob Bironas kicks an NFL-record eight field goals, including a game-winning 29-yarder, as the Titans defeat the Houston Texans 38-36 at Reliant Stadium.
December 30 – Titans win last three regular season games, including a 16-10 victory at Indianapolis in the season finale to clinch the AFC's final playoff spot and the team's first postseason berth since 2003.

2008

January 6 – Vince Young becomes the youngest quarterback in franchise history to start in playoffs as the Titans fall 17-6 at San Diego in an AFC Wild Card game.
January 15 – Titans release offensive coordinator Norm Chow of his duties.
January 17 – Titans hire Mike Heimerdinger as offensive coordinator.
February 10 – Albert Haynesworth, Kyle Vanden Bosch and Rob Bironas play in Pro Bowl.
February 15 – Sherman Smith accepts job as offensive coordinator with Washington Redskins.
February 20 – Titans use franchise tag on DT Albert Haynesworth.
February 27 – Titans agree to terms with WR Justin Gage to long-term contract.
March 3 – Titans sign former Falcons TE Alge Crumpler as an unrestricted free agent.
March 6 – Titans sign former Eagles DE Jevon Kearse as unrestricted free agent.
March 10 – Titans name Earnest Byner running backs coach.
March 10 – Titans sign former Colts G Jake Scott as an unrestricted free agent.
March 12 – Titans sign former Jets WR Justin McCareins as an unrestricted free agent.
March 18 – Titans sign former Falcons TE Dwayne Blakley as an unrestricted free agent.
March 27 – Veteran guard Benji Olson announces retirement after 10 NFL seasons.
April 5 – Titans unveil new logo to celebrate team's 10th anniversary.
April 5 – Titans sign former Raiders CB/KR Chris Carr as a restricted free agent.
April 17 – Titans hold press conference honoring retirement of former franchise QB Steve McNair.
April 26 – Titans select East Carolina RB Chris Johnson with first pick (24th overall) in NFL Draft.
April 26 – Titans trade CB Pacman Jones to Dallas Cowboys for fourth-round draft pick and additional considerations (resulted in 4th-round pick in 2009 from Titans to Cowboys).
July 25 – The Titans reach a one-year contract agreement with franchised free agent defensive tackle Albert Haynesworth.
September 7 – On the same day Titans owner K.S. "Bud" Adams, Jr. is added to the Titans/Oilers Hall of Fame, he unveils a Titans/Oilers Ring of Honor at LP Field during the season opener against Jacksonville. The initial members of the Ring of Honor include Adams, Elvin Bethea, George Blanda, Earl Campbell, Mike Holovak, Ken Houston, Mike Munchak, Jim Norton, Warren Moon and Bruce Matthews.
September 21 – Cornerback Cortland Finnegan sets a club record with a 99-yard INT return for a TD in a win against the Houston Texans.
September 28 – A 30-17 victory over the Minnesota Vikings at LP Field gives the Titans four consecutive wins to open the season for the first time in franchise history.
October 19 – In a 34-10 victory at Kansas City, the Titans set a franchise rushing record with 332 rushing yards, including 168 yards by Chris Johnson and 149 yards by LenDale White.
October 27 – At halftime of a Monday night game against the Colts at LP Field, the Titans induct Steve McNair, Eddie George and Frank Wycheck to the Titans/Oilers Hall of Fame and the Ring of Honor.
November 2 – On a day in which the Titans win in overtime against the Green Bay Packers, the club celebrates its 100th consecutive sellout at LP Field, including every preseason, regular season and playoff game from the time the stadium opened in 1999.
November 16 – With a 24-14 win at Jacksonville, the Titans win their 10th consecutive game to open the 2008 season and their 13th consecutive regular season game dating back to the last three regular season games of 2007.
November 27 – At Detroit on Thanksgiving, the Titans defeat the Lions 47-10, the team's seventh-highest margin of victory of all-time and Detroit's highest margin of defeat on Thanksgiving.
December 7 – The Titans clinch the AFC South title with a 28-9 victory over the Cleveland Browns at LP Field. It is the ninth division crown in club history.

Kearse celebrates the Titans' 10-0 start after defeating the Jaguars

December 16 – Six Titans are selected to the Pro Bowl – center Kevin Mawae, left tackle Michael Roos, running back Chris Johnson, defensive tackle Albert Haynesworth, safety Chris Hope and cornerback Cortland Finnegan. Additionally, quarterback Kerry Collins and safety Michael Griffin are named to the roster at a later date as alternates.
December 31 – The Titans defeat the Pittsburgh Steelers 31-14 to secure home-field advantage throughout the AFC Playoffs and tie the franchise record for most regular season wins (13).

2009

February 1 – Nancy Adams, co-owner, vice chairman of the board and wife of K.S. "Bud" Adams, Jr., passes away in Houston at the age of 84.

HISTORICAL HIGHLIGHTS

February 12 – Chuck Cecil is elevated from secondary coach to defensive coordinator, replacing Jim Schwartz, who was hired as head coach by the Detroit Lions.
February 27 – The Titans re-sign unrestricted free agent quarterback Kerry Collins.
April 1 – The Titans unveil a new logo to celebrate the club's 50th season, incorporating the Oilers' oil derrick logo with the fireball logo and the number 50.
March 2 – The Titans sign unrestricted free agent defensive tackle Jovan Haye from the Tampa Bay Buccaneers and unrestricted free agent wide receiver Nate Washington from the Pittsburgh Steelers.
April 25 – The Titans select Rutgers WR Kenny Britt with the 24th overall selection in the 2009 NFL Draft, the first of 11 Titans draft choices.
July 4 – Former Titans quarterback Steve McNair is shot and killed in Nashville.
July 8-9 – The Titans open LP Field to the public for fans to pay their respects to Steve McNair. On July 9, a memorial service is held at Mt. Zion Baptist Church in Whites Creek, Tenn.
July 11 – After a funeral service at Reed Green Coliseum in Hattiesburg, Miss., Steve McNair's body is laid to rest at Griffith Cemetery, approximately 20 miles from his home in Mt. Olive, Miss.
August 3 – The Titans celebrate the 50th anniversary (Aug. 3, 1959) of K.S. "Bud" Adams, Jr.'s announcement of Houston's entry in the American Football League.
August 6 – The Titans announce that they will wear a "9" helmet sticker during the season to honor the late Steve McNair. The sticker appears on the back of the helmet and remains in place throughout the entire 2009 season.
August 9 – In a 21-18 Hall of Fame Game victory over the Buffalo Bills in Canton, Ohio, the Titans debut their 50th anniversary "legacy" uniforms. They wear the uniforms a total of four times in 2009.
September 10 – The Titans open the season with a 13-10 overtime loss at Pittsburgh in the NFL's Thursday night season opener.
October 18 – The Titans suffer the worst loss in franchise history at New England, losing 59-0 in their sixth consecutive loss to open the season. After a bye the next week, they win five consecutive games and finish at 8-8, becoming the only team in NFL history to win more than six games after starting the season at 0-6.
November 1 – At LP Field, Chris Johnson rushes for 228 yards in a victory over the Jacksonville Jaguars to set a new franchise single-game rushing record.

Johnson rushes for a franchise single-game rushing mark of 228 yards

November 29 – Quarterback Vince Young leads a 99-yard drive in the final minutes of a game against the Arizona Cardinals to give the Titans a 20-17 win at LP Field. Young connects with rookie wide receiver Kenny Britt on a 10-yard touchdown pass as time expires.

2010

January 3 – With a 134-yard rushing performance in the season finale at Seattle, running back Chris Johnson becomes the sixth player in NFL history to reach 2,000 rushing yards in a season. Totaling 2,006 yards on 358 carries, he joined Eric Dickerson, Jamal Lewis, Barry Sanders, Terrell Davis and O.J. Simpson as the only players to accomplish the feat. He also set a new team single-season rushing record (Earl Campbell), and he became the NFL's new single-season leader in total yards from scrimmage (2,509), surpassing Marshall Faulk's former record. The Titans defeat the Seahawks 17-13.

Johnson poses with offensive players and coaches after becoming just the sixth player in NFL history to reach 2,000 yards rushing in a season

January 13 – Running back Chris Johnson is named Associated Press NFL Offensive Player of the Year.
February 18 – The Titans' all-time leading punter, Craig Hentrich, announces his NFL retirement.
March 10 – The Titans sign free agent linebacker Will Witherspoon.
March 18 – The Titans sign unrestricted free agent defensive end Jason Babin from the Philadelphia Eagles.
April 22 – The Titans select Georgia Tech defensive end Derrick Morgan with the 16th overall pick in the NFL Draft.
October 24 – The Titans open the season with a 5-2 start after defeating the Philadelphia Eagles 37-19. Wide receiver Kenny Britt amasses the fifth-most receiving yards in franchise history with 225 yards on a career-high seven receptions with three touchdowns.

Britt hauls in one of his three touchdown catches against the Eagles

November 21 – Marc Mariani returns a punt 87 yards for a touchdown against the Washington Redskins becoming just the second Titans/Oilers player to record a punt return and a kickoff return for touchdowns in the same regular season.

HISTORICAL HIGHLIGHTS

2011

January 21 – The Titans release defensive coordinator Chuck Cecil of his duties.
January 28 – The Titans and head coach Jeff Fisher agree to part ways.
February 7 – The Titans name Mike Munchak the 16th head coach in franchise history.

Underwood, Munchak and Reinfeldt pose for a photo following the introductory press conference naming Munchak the 16th head coach in franchise history

February 8 – The Titans release offensive coordinator Mike Heimerdinger of his duties.
February 12 – The Titans hire Jerry Gray as defensive coordinator.
February 15 – The Titans hire Chris Palmer as offensive coordinator.
March 4 – The Collective Bargaining Agreement between the NFL and the Players Association expires.
March 11 – NFL players are locked out of team facilities due to the collective bargaining stalemate between the clubs and NFL Players Association.
April 28 – The Titans select Washington quarterback Jake Locker with the eighth overall pick in the NFL Draft.



Locker became the fifth quarterback in franchise history to be drafted in the first round

July 25 – The lockout ends after a new CBA is reached.
July 28 – The Titans terminate quarterback Vince Young's contract.
July 29 – On the day players report to training camp, the Titans sign unrestricted free agent quarterback Matt Hasselbeck. In total, within a week of the lockout ending, the Titans sign contracts with nine draft choices, 14 rookie free agents, three restricted free agents and eight unrestricted free agents.
September 1 – The Titans and Chris Johnson agree to terms on a new, multi-year contract, ending the running back's holdout.
September 18 – Mike Munchak notches his first victory as a head coach as the Titans defeat the Baltimore Ravens 26-13 at LP Field.
October 19 – The Titans and Nashville Mayor Karl Dean announce proposed renovation plans for LP Field, including much larger and sharper video screens, a greatly enhanced sound system, elevators to provide service for upper deck seat holders, and general improvements to LP Field infrastructure. The team announces that the improvements would not require new revenues, but instead will be covered by user fees already being collected.
December 7 – Metro Council approves a bond issuance of up to $28 million to finance renovations at LP Field.

2012

January 1 – With a 23-22 victory in the season finale at Houston, the franchise records its 400th all-time win in the regular season and playoffs, all under the ownership of K.S. "Bud" Adams, Jr. In the victory, Matt Hasselbeck eclipses 3,500 passing yards on the season and Nate Washington reaches the 1,000-yard receiving mark. Additionally, Chris Johnson records 1,000 rushing yards for the fourth consecutive season.
January 18 – The Titans elevate Mike Reinfeldt to senior executive vice president/chief operating officer and Ruston Webster to executive vice president/general manager. Lake Dawson is promoted to vice president of player personnel.
February 4 – Titans Owner K.S. "Bud" Adams, Jr. is named the first winner of the NFL's Salute To Service Award. Adams is recognized at the NFL Honors event for his outstanding efforts in supporting U.S. service members and veterans.
March 5 – The Titans use the franchise tag on safety Michael Griffin, who was scheduled to become an unrestricted free agent on March 13.
March 19 – The Titans sign free agent guard Steve Hutchinson.
March 20 – The Titans sign free agent defensive end Kamerion Wimbley.
April 26 – The Titans select Baylor wide receiver Kendall Wright with the 20th overall pick in the 2012 NFL Draft.
June 19 – The Titans reach an agreement with franchise player Michael Griffin on a long-term contract.
July 30 – Wide receiver O.J. Murdock is found dead in Tampa, Fla., of a self-inflicted wound.
August 3 – Former Titans linebacker Keith Bulluck announces his retirement from the NFL during a press conference at Baptist Sports Park.

Keith Bulluck announced his retirement on Aug. 3, 2012.

September 9 – Quarterback Jake Locker records his first career NFL start, as the Titans fall to the Patriots 34-13 in the season opener.
September 23 – In a 44-41 overtime victory over the Detroit Lions, the

HISTORICAL HIGHLIGHTS

Nate Washington's athletic reception against the Lions in 2012 resulted in a touchdown.

Titans become the first team in NFL history to score five touchdowns of 60 yards or longer in a game, reaching the end zone on a punt return by Tommie Campbell, a kickoff return by Darius Reynaud, a fumble return by Alterraun Verner and touchdown receptions by Jared Cook and Nate Washington. Locker passes for 378 yards in his first career win as a starter.

October 21 – Matt Hasselbeck leads a late game-winning drive for the second consecutive week, connecting with Nate Washington on a touchdown pass with 1:03 remaining in the fourth quarter. In the 35-34 win, Chris Johnson also rushes for 195 yards.

November 26 – The Titans dismiss offensive coordinator Chris Palmer and name quarterbacks coach Dowell Loggains as the new offensive coordinator.

December 17 – In a 14-10 victory over the New York Jets on *Monday Night Football*, Chris Johnson sets a franchise record with a 94-yard touchdown run.

Chris Johnson's 94-yard touchdown run against the Jets in 2012 set a franchise record.

December 30 – The Titans defeat the Jacksonville Jaguars 38-20 and become the first team in NFL history with two punt return touchdowns (both by Darius Reynaud) and two interception return touchdowns (both by Zach Brown) in the same game. They also become only the second team in NFL history with four total return touchdowns in a game.

December 31 – Mike Reinfeldt is dismissed as senior executive vice president/chief operating officer.

2013

February 2 – Former Oilers defensive tackle Curley Culp is selected for enshrinement in the Pro Football Hall of Fame.

February 7 – The Titans add Gregg Williams to the coaching staff as senior assistant/defense.

April 1 – Former Oilers head coach Jack Pardee passes away.

April 25 – The Titans select Alabama guard Chance Warmack with the 10th overall pick in the 2013 NFL Draft.

July 11 – Titans team headquarters is renamed Saint Thomas Sports Park after Saint Thomas Hospital announces it is renaming its Baptist Hospital properties.

October 18 – Former Oilers head coach Bum Phillips passes away.

October 21 – At his home in Houston, Titans Founder, Owner, Chariman of the Board, President and CEO K.S. "Bud" Adams, Jr. passes away from natural causes at the age of 90. Called a "pioneer and innovator" by NFL Commissioner Roger Goodell upon his death, Adams was in his 54th year leading the organization.

October 28 – K.S. "Bud" Adams, Jr. is entombed at Forest Park Westheimer Cemetery in Houston.

October 29 – The Titans announce Tommy Smith will be team president and chief executive officer; Susie Adams Smith and Amy Adams Hunt will serve as co-chairpersons; and Kenneth Adams IV will join the Titans board as a director.

2014

January 4 – The Titans and head coach Mike Munchak agree to part ways.

January 13 – San Diego Chargers offensive coordinator and former Arizona Cardinals head coach Ken Whisenunt is hired as the 17th head coach in Titans/Oilers history.

April 4 – The Titans release running back Chris Johnson.

May 8 – The Titans select Michigan tackle Taylor Lewan with the 11th overall pick in the 2014 NFL Draft.

(Left to Right) Ruston Webster, Ken Whisenhunt and Tommy Smith

HOME/AWAY WIN-LOSS RECORDS

REGULAR SEASON HOME RECORD

Year	W	L	T	Pct.
1960	6	1	0	.857
1961	6	1	0	.857
1962	6	1	0	.857
1963	4	3	0	.571
1964	3	4	0	.429
1965	3	4	0	.429
1966	3	4	0	.429
1967	5	2	0	.714
1968	3	4	0	.429
1969	4	2	1	.643
1970	1	6	0	.143
1971	3	3	1	.500
1972	1	6	0	.143
1973	0	7	0	.000
1974	3	4	0	.429
1975	5	2	0	.714
1976	3	4	0	.429
1977	5	2	0	.714
1978	5	3	0	.625
1979	6	2	0	.750
1980	6	2	0	.750
1981	5	3	0	.625
1982	1	4	0	.200
1983	2	6	0	.250
1984	2	6	0	.250
1985	4	4	0	.500
1986	4	4	0	.500
1987	5	2	0	.714
1988	7	1	0	.875
1989	6	2	0	.750
1990	6	2	0	.750
1991	7	1	0	.875
1992	5	3	0	.625
1993	7	1	0	.875
1994	2	6	0	.250
1995	3	5	0	.375
1996	2	6	0	.250
1997	6	2	0	.750
1998	3	5	0	.375
1999	8	0	0	1.000
2000	7	1	0	.875
2001	3	5	0	.375
2002	6	2	0	.750
2003	7	1	0	.875
2004	2	6	0	.250
2005	3	5	0	.375
2006	4	4	0	.500
2007	5	3	0	.625
2008	7	1	0	.875
2009	5	3	0	.625
2010	3	5	0	.375
2011	5	3	0	.625
2012	4	4	0	.500
2013	3	5	0	.375

REGULAR SEASON ROAD RECORD

Year	W	L	T	Pct.
1960	4	3	0	.571
1961	4	2	1	.643
1962	5	2	0	.714
1963	2	5	0	.286
1964	1	6	0	.143
1965	1	6	0	.143
1966	0	7	0	.000
1967	4	2	1	.643
1968	4	3	0	.571
1969	2	4	1	.357
1970	2	4	1	.357
1971	1	6	0	.143
1972	0	7	0	.000
1973	1	6	0	.143
1974	4	3	0	.571
1975	5	2	0	.714
1976	2	5	0	.286
1977	3	4	0	.429
1978	5	3	0	.625
1979	5	3	0	.625
1980	5	3	0	.625
1981	2	6	0	.250
1982	0	4	0	.000
1983	0	8	0	.000
1984	1	7	0	.125
1985	1	7	0	.125
1986	1	7	0	.125
1987	4	4	0	.500
1988	3	5	0	.375
1989	3	5	0	.375
1990	3	5	0	.375
1991	4	4	0	.500
1992	5	3	0	.625
1993	5	3	0	.625
1994	0	8	0	.000
1995	4	4	0	.500
1996	6	2	0	.750
1997	2	6	0	.250
1998	5	3	0	.625
1999	5	3	0	.625
2000	6	2	0	.750
2001	4	4	0	.500
2002	5	3	0	.625
2003	5	3	0	.635
2004	3	5	0	.375
2005	1	7	0	.125
2006	4	4	0	.500
2007	5	3	0	.625
2008	6	2	0	.750
2009	3	5	0	.375
2010	3	5	0	.375
2011	4	4	0	.500
2012	2	6	0	.250
2013	4	4	0	.500

ALL-TIME FRANCHISE TOTALS (REGULAR SEASON ONLY)

	W	L	T	Pct.
Home Games:	230	178	2	.563
Road Games:	169	237	4	.417
Totals:	**399**	**415**	**6**	**.490**

MONTH-BY-MONTH WIN-LOSS RECORDS

YEAR	AUG.	SEPT.	OCT.	NOV.	DEC.	JAN.	TOTAL
1960	0-0	2-1	3-1	3-1	2-1	0-0	10-4
1961	0-0	1-1	2-2-1	4-0	3-0	0-0	10-3-1
1962	0-0	2-1	2-2	4-0	3-0	0-0	11-3
1963	0-0	2-2	3-1	1-2	0-3	0-0	6-8
1964	0-0	2-1	0-4	0-5	2-0	0-0	4-10
1965	0-0	2-1	2-2	0-4	0-3	0-0	4-10
1966	0-0	2-2	1-3	0-3	0-3	0-0	3-11
1967	0-0	1-2	3-0-1	2-1	3-1	0-0	9-4-1
1968	0-0	1-3	2-2	2-2	2-0	0-0	7-7
1969	0-0	2-1	2-2	1-2-2	1-1	0-0	6-6-2
1970	0-0	1-1	1-2-1	1-4	0-3	0-0	3-10-1
1971	0-0	0-2	1-3-1	0-4	3-0	0-0	4-9-1
1972	0-0	0-2	1-4	0-4	0-3	0-0	1-13
1973	0-0	0-3	0-4	1-3	0-3	0-0	1-13
1974	0-0	1-2	1-3	3-1	2-1	0-0	7-7
1975	0-0	2-0	3-1	2-3	3-0	0-0	10-4
1976	0-0	2-1	2-2	1-4	0-2	0-0	5-9
1977	0-0	2-0	1-4	3-1	2-1	0-0	8-6
1978	0-0	2-2	3-2	4-0	1-2	0-0	10-6
1979	0-0	4-1	2-2	4-0	1-2	0-0	11-5
1980	0-0	3-1	2-2	3-2	3-0	0-0	11-5
1981	0-0	2-2	2-2	1-4	2-1	0-0	7-9
1982	0-0	1-1	0-0	0-2	0-4	0-1	1-8
1983	0-0	0-4	0-5	1-3	1-2	0-0	2-14
1984	0-0	0-5	0-4	2-2	1-2	0-0	3-13
1985	0-0	1-3	2-2	2-2	0-4	0-0	5-11
1986	0-0	1-3	0-4	2-3	2-1	0-0	5-11
1987	0-0	1-1	3-1	2-3	3-1	0-0	9-6
1988	0-0	3-1	3-2	3-1	1-2	0-0	10-6
1989	0-0	1-2	3-2	3-1	2-2	0-0	9-7
1990	0-0	2-2	2-2	2-1	3-2	0-0	9-7
1991	0-0	3-1	4-0	2-2	2-2	0-0	11-5
1992	0-0	3-1	2-1	2-3	3-1	0-0	10-6
1993	0-0	1-3	2-1	4-0	4-0	1-0	12-4
1994	0-0	1-3	0-4	0-4	1-3	0-0	2-14
1995	0-0	2-2	1-3	2-2	2-2	0-0	7-9
1996	0-0	2-2	3-1	1-3	2-2	0-0	8-8
1997	1-0	0-3	3-1	3-2	1-2	0-0	8-8
1998	0-0	1-3	2-1	3-2	2-2	0-0	8-8
1999	0-0	3-0	3-1	3-1	3-1	1-0	13-3
2000	0-0	2-1	5-0	2-2	4-0	0-0	13-3
2001	0-0	0-2	2-2	2-2	3-2	0-1	7-9
2002	0-0	1-3	2-1	3-1	5-0	0-0	11-5
2003	0-0	3-1	3-1	3-0	3-2	0-0	12-4
2004	0-0	1-2	2-3	1-2	0-4	1-0	5-11
2005	0-0	1-2	1-4	1-2	1-3	0-1	4-12
2006	0-0	0-3	2-2	2-2	4-1	0-0	8-8
2007	0-0	2-1	3-1	1-3	4-1	0-0	10-6
2008	0-0	4-0	3-0	4-1	2-2	0-0	13-3
2009	0-0	0-3	0-3	5-0	2-2	1-0	8-8
2010	0-0	2-1	3-2	0-3	1-3	0-1	6-10
2011	0-0	2-1	2-2	2-2	2-2	1-0	9-7
2012	0-0	1-3	2-2	1-2	2-3	0-0	6-10
2013	0-0	3-1	0-3	2-2	2-3	0-0	7-9
TOTALS	**1-0**	**84-96**	**102-111-4**	**106-111-2**	**101-93**	**5-4**	**399-415-6**

FRANCHISE REGULAR SEASON WIN-LOSS RECORD, 1960–2013

VS. AFC TEAMS
Total: 314-334-5
Home: 189-140-1
Away: 125-194-4

VS. AFC SOUTH TEAMS
Total: 35-37-0
Home: 18-18-0
Away 17-19-0

VS. AFC NORTH/CENTRAL TEAMS
Total: 114-121-1
Home: 62-56-1
Away: 52-65-0

VS. AFC EAST TEAMS
Total: 87-78-2
Home: 51-28-0
Away: 36-50-2

VS. AFC WEST TEAMS
Total: 79-98-2
Home: 55-39-0
Away: 24-59-2

VS. NFC TEAMS
Total: 83-81-1
Home: 44-39-1
Away: 39-42-0

VS. NFC SOUTH TEAMS
Total: 9-3-0
Home: 5-1-0
Away: 4-2-0

VS. NFC NORTH/CENTRAL TEAMS
Total: 29-23-0
Home: 17-10-0
Away: 12-13-0

VS. NFC EAST TEAMS
Total: 24-27-0
Home: 11-14-0
Away: 13-13-0

VS. NFC WEST TEAMS
Total: 21-28-1
Home: 11-14-1
Away: 10-14-0

MONDAY NIGHT FOOTBALL
Total: 21-17-0
Home: 13-8-0
Away: 8-8-0

WEEK AFTER MNF
Total: 16-21-0
Home: 11-8-0
Away: 5-13-0

SUNDAY NIGHT FOOTBALL
Total: 11-9-0 (ESPN 8-6; TNT 2-2; NBC 1-1)
Home: 8-4-0
Away: 3-5-0

THURSDAY NIGHT FOOTBALL
Total: 4-5-0 (ABC 2-0; ESPN 1-1; TNT 0-1; NBC 0-1; NFLN 1-2)
Home: 4-3-0
Away: 0-2-0

FRIDAY NIGHT FOOTBALL
Total: 0-1-0 (NFLN 0-1)
Home: 0-1-0
Away: 0-0-0

SATURDAY NIGHT FOOTBALL
Total: 1-2-0 (ABC 1-0, ESPN 0-2)
Home: 0-2-0
Away 1-0-0

OVERTIME
Total: 16-21-0
Home: 11-11-0
Away 5-10-0

SEASON OPENERS
Total: 28-26-0
Home: 15-10-0
Away: 13-16-0

DOMES
Total: 135-133-2
Astrodome (Houston): 113-103-2
Cowboys Stadium (Dallas): 1-0-0
Edward Jones Dome (St. Louis): 0-1-0
Ford Field (Detroit): 1-0-0
Georgia Dome (Atlanta): 2-1-0
Kingdome (Seattle): 1-6-0
Lucas Oil Stadium (closed) (Indianapolis): 0-6-0
Metrodome (Minneapolis): 1-6-0
Reliant Stadium (closed) (Houston): 5-2-0
RCA Dome (Indianapolis): 4-7-0
Silverdome (Detroit): 2-1-0
Superdome (New Orleans): 5-2-0

PRIMETIME RESULTS

FRANCHISE RECORD IN PRIMETIME GAMES

Day	Overall	Pct.	Home	Road
Monday Night	21-16	.568	13-8	8-8
Thursday Night	4-5	.444	4-3	0-2
Friday Night	0-1	.000	0-1	0-0
Saturday Night	1-2	.333	0-2	1-0
Sunday Night	11-9	.550	8-4	3-5
Totals	**37-33**	**.529**	**25-18**	**12-15**

PRIMETIME GAMES BY DATE

Year	Date	Opponent	Score	W/L
1970	Mon., Dec. 7	CLEVELAND (ABC)	10-21	L
1972	Mon., Oct. 9	OAKLAND (ABC)	0-34	L
1975	Mon., Nov. 24	PITTSBURGH (ABC)	9-32	L
1976	Mon., Nov. 1	at Baltimore (ABC)	14-38	L
1978	Mon., Oct. 23	at Pittsburgh (ABC)	24-17	W
1978	Mon., Nov. 20	MIAMI (ABC)	35-30	W
1979	Mon., Nov. 5	at Miami (ABC)	9-6	W
1979	Mon., Dec. 10	PITTSBURGH (ABC)	20-17	W
1980	Mon., Sept. 15	at Cleveland (ABC)	16-7	W
1980	Mon., Nov. 10	NEW ENGLAND (ABC)	38-34	W
1980	Thur., Dec. 4	PITTSBURGH (ABC)	6-0	W
1981	Mon., Oct. 26	at Pittsburgh (ABC)	13-26	L
1981	Thur., Dec. 3	CLEVELAND (ABC)	17-13	W
1982	Mon., Dec. 13	DALLAS (ABC)	7-37	L
1988	Sun., Oct. 30	WASHINGTON (ESPN)	41-17	W
1988	Mon., Nov. 7	CLEVELAND (ABC)	24-17	W
1988	Sun., Dec. 4	PITTSBURGH (ESPN)	34-37	L
1989	Mon., Nov. 13	CINCINNATI (ABC)	26-24	W
1989	Sat., Dec. 23	CLEVELAND (ESPN)	20-24	L
1990	Sun., Sept. 16	at Pittsburgh (TNT)	9-20	L
1990	Mon., Nov. 26	BUFFALO (ABC)	27-24	W
1990	Sun., Dec. 30	PITTSBURGH (ESPN)	34-14	W
1991	Sun., Sept. 8	at Cincinnati (TNT)	30-7	W
1991	Mon., Sept. 16	KANSAS CITY (ABC)	17-7	W
1991	Sun., Nov. 17	CLEVELAND (ESPN)	28-24	W
1991	Mon., Dec. 2	PHILADELPHIA (ABC)	6-13	L
1992	Mon., Dec. 7	CHICAGO (ABC)	24-7	W
1992	Sun., Dec. 13	GREEN BAY (ESPN)	14-16	L
1992	Sun., Dec. 27	BUFFALO (ESPN)	27-3	W
1993	Sun., Sept. 5	at New Orleans (TNT)	21-33	L
1993	Mon., Oct. 11	at Buffalo (ABC)	7-35	L

PRIMETIME RESULTS

1993	Sun., Nov. 28	PITTSBURGH (ESPN)	23-3	W
1994	Sun., Jan. 2	N.Y. JETS (ESPN)	24-0	W
1994	Mon., Oct. 3	at Pittsburgh (ABC)	14-30	L
1994	Thurs., Oct. 13	CLEVELAND (TNT)	8-11	L
1994	Mon., Oct. 24	at Philadelphia (ABC)	6-21	L
1994	Mon., Nov. 21	N.Y. GIANTS (ABC)	10-13	L
1995	Sun., Nov. 19	at Kansas City (ESPN)	13-20	L
1996	Sun., Oct. 6	at Cincinnati (TNT)	30-27	W*
1997	Thurs., Dec. 4	at Cincinnati (ESPN)	14-41	L
1998	Sun., Nov. 8	at Tampa Bay (ESPN)	31-22	W
1999	Sun., Nov. 7	at Miami (ESPN)	0-17	L
1999	Thurs., Dec. 9	OAKLAND (ESPN)	21-14	W
2000	Sun., Sept. 3	at Buffalo (ESPN)	13-16	L
2000	Mon., Oct. 16	JACKSONVILLE (ABC)	27-13	W
2000	Mon., Oct. 30	at Washington (ABC)	27-21	W
2000	Mon, Dec. 25	DALLAS (ABC)	31-0	W
2001	Sun, Sept. 9	MIAMI (ESPN)	23-31	L
2001	Mon., Oct. 29	at Pittsburgh (ABC)	7-34	L
2001	Mon., Nov. 12	BALTIMORE (ABC)	10-16	L
2001	Sat., Dec. 22	at Oakland (ABC)	13-10	W
2002	Mon., Dec. 16	NEW ENGLAND (ABC)	24-7	W
2003	Sun., Sept. 7	OAKLAND (ESPN)	25-20	W
2003	Mon., Dec. 1	at New York Jets (ABC)	17-24	L
2004	Mon., Oct. 11	at Green Bay (ABC)	48-27	W
2004	Mon., Dec. 13	KANSAS CITY (ABC)	38-49	L
2004	Sat., Dec. 25	DENVER (ESPN)	16-37	L
2007	Mon., Sept. 24	at New Orleans (ESPN)	31-14	W
2007	Mon., Nov. 19	at Denver (ESPN)	20-34	L
2007	Sun., Dec. 30	at Indianapolis (NBC)	16-10	W
2008	Mon., Oct. 27	INDIANAPOLIS (ESPN)	31-21	W
2009	Thurs., Sept. 10	at Pittsburgh (NBC)	10-13	L*
2009	Sun., Oct. 11	INDIANAPOLIS (NBC)	9-31	L
2009	Mon., Nov. 23	at Houston (ESPN)	20-17	W
2009	Fri., Dec. 25	SAN DIEGO (NFLN)	17-42	L
2010	Mon., Oct. 18	at Jacksonville (ESPN)	30-3	W
2010	Thurs., Dec. 9	INDIANAPOLIS (NFLN)	28-30	L
2012	Thurs., Oct. 11	PITTSBURGH (NFLN)	26-23	W
2012	Mon., Dec. 17	N.Y. JETS (ESPN)	14-10	W
2013	Thurs., Nov. 14	INDIANAPOLIS (NFLN)	27-30	L

BY DAY OF WEEK

Thursday Night Games (4-5)

1980	Dec. 4	PITTSBURGH (ABC)	6-0	W
1981	Dec. 3	CLEVELAND (ABC)	17-13	W
1994	Oct. 13	CLEVELAND (TNT)	8-11	L
1997	Dec. 4	at Cincinnati (ESPN)	14-41	L
1999	Dec. 9	OAKLAND (ESPN)	21-14	W
2009	Sept. 10	at Pittsburgh (NBC)	10-13	L*
2010	Dec. 9	INDIANAPOLIS (NFLN)	28-30	L
2012	Oct. 11	PITTSBURGH (NFLN)	26-23	W
2013	Nov. 14	INDIANAPOLIS (NFLN)	27-30	L

Friday Night Games (0-1)

2009	Dec. 25	SAN DIEGO (NFLN)	17-42	L

Saturday Night Games (1-2)

1989	Dec. 23	CLEVELAND (ESPN)	20-24	L
2001	Dec. 22	at Oakland (ABC)	13-10	W
2004	Dec. 25	DENVER (ESPN)	16-37	L

Sunday Night Games (11-9)

1988	Oct. 30	WASHINGTON (ESPN)	41-17	W
1988	Dec. 4	PITTSBURGH (ESPN)	34-37	L
1990	Sept. 16	at Pittsburgh (TNT)	9-20	L
1990	Dec. 30	PITTSBURGH (ESPN)	34-14	W
1991	Sept. 8	at Cincinnati (TNT)	30-7	W
1991	Nov. 17	CLEVELAND (ESPN)	28-24	W
1992	Dec. 13	GREEN BAY (ESPN)	14-16	L
1992	Dec. 27	BUFFALO (ESPN)	27-3	W
1993	Sept. 5	at New Orleans (TNT)	21-33	L
1993	Nov. 28	PITTSBURGH (ESPN)	23-3	W
1994	Jan. 2	N.Y. JETS (ESPN)	24-0	W
1995	Nov. 19	at Kansas City (ESPN)	13-20	L
1996	Oct. 6	at Cincinnati (TNT)	30-27	W*
1998	Nov. 8	at Tampa Bay (ESPN)	31-22	W
1999	Nov. 7	at Miami (ESPN)	0-17	L
2000	Sept. 3	at Buffalo (ESPN)	13-16	L
2001	Sept. 9	MIAMI (ESPN)	23-31	L
2003	Sept. 7	OAKLAND (ESPN)	25-20	W
2007	Dec. 30	at Indianapolis (NBC)	16-10	W
2009	Oct. 11	INDIANAPOLIS (NBC)	9-31	L

Monday Night Football (20-16)

1970	Dec. 7	CLEVELAND (ABC)	10-21	L
1972	Oct. 9	OAKLAND (ABC)	0-34	L
1975	Nov. 24	PITTSBURGH (ABC)	9-32	L
1976	Nov. 1	at Baltimore (ABC)	14-38	L
1978	Oct. 23	at Pittsburgh (ABC)	24-17	W
1978	Nov. 20	MIAMI (ABC)	35-30	W
1979	Nov. 5	at Miami (ABC)	9-6	W
1979	Dec. 10	PITTSBURGH (ABC)	20-17	W
1980	Sept. 15	at Cleveland (ABC)	16-7	W
1980	Nov. 10	NEW ENGLAND (ABC)	38-34	W
1981	Oct. 26	at Pittsburgh (ABC)	13-26	L
1982	Dec. 13	DALLAS (ABC)	7-37	L
1988	Nov. 7	CLEVELAND (ABC)	24-17	W
1989	Nov. 13	CINCINNATI (ABC)	26-24	W
1990	Nov. 26	BUFFALO (ABC)	27-24	W
1991	Sept. 16	KANSAS CITY (ABC)	17-7	W
1991	Dec. 2	PHILADELPHIA (ABC)	6-13	L
1992	Dec. 7	CHICAGO (ABC)	24-7	W
1993	Oct. 11	at Buffalo (ABC)	7-35	L
1994	Oct. 3	at Pittsburgh (ABC)	14-30	L
1994	Oct. 24	at Philadelphia (ABC)	6-21	L
1994	Nov. 21	N.Y. GIANTS (ABC)	10-13	L
2000	Oct. 16	JACKSONVILLE (ABC)	27-13	W
2000	Oct. 30	at Washington (ABC)	27-21	W
2000	Dec. 25	DALLAS (ABC)	31-0	W
2001	Oct. 29	at Pittsburgh (ABC)	7-34	L
2001	Nov. 12	BALTIMORE (ABC)	10-16	L
2002	Dec. 16	NEW ENGLAND (ABC)	24-7	W
2003	Dec. 1	at New York Jets (ABC)	17-24	L
2004	Oct. 11	at Green Bay (ABC)	48-27	W
2004	Dec. 13	KANSAS CITY (ABC)	38-49	L
2007	Sept. 24	at New Orleans (ESPN)	31-14	W
2007	Nov. 19	at Denver (ESPN)	20-34	L
2008	Oct. 27	INDIANAPOLIS (ESPN)	31-21	W
2009	Nov. 23	at Houston (ESPN)	20-17	W
2010	Oct. 18	at Jacksonville (ESPN)	30-3	W
2012	Dec. 17	N.Y. JETS (ESPN)	14-10	W

* Overtime

OVERTIME HISTORY

OVERTIME WIN-LOSS TOTALS

Won/Loss Record: 17-24 (12-13 home, 5-11 road)
Coin Toss Record: 17-24 (11-14 home, 5-11 road)
Record when winning coin toss: 10-7
Record when losing coin toss: 7-17

From 1960–1969, the Oilers were members of the American Football League, which did not have overtime in regular season games. The National Football League did not institute overtime in regular season games until 1974.

In 2010, overtime rules were amended for the postseason to a modified sudden death format, guaranteeing at least one possession for each club if the receiving team fails to score a touchdown on its first overtime possession. In 2012, the format was adopted for regular season games as well.

OVERTIME CAPSULES

***December 23, 1962 - DALLAS 20, at Houston 17:** Texans win the toss but elect to kick. Each team gets three cracks at winning the game in the first overtime before K Tommy Brooker's championship-winning 25-yard field goal at 12:06 of the second OT.

October 30, 1977 - at CINCINNATI 13, Houston 10: Bengals win the toss. QB Ken Anderson's 17-yard completion to WR Billy Brooks is the long play prior to K Chris Bahr's winning 22-yard field goal at 5:51 of OT.

September 23, 1979 - HOUSTON 30, at Cincinnati 27: Oilers win the toss. On opening series, Bengals force Cliff Parsley punt. Cincinnati drives to Oilers' 14-yard line, but K Chris Bahr misses a 32-yard field goal attempt. Houston again has to punt on its ensuing series. The Oiler defense then forces a punt by the Bengals' Pat McInally. Houston takes over on the Cincinnati 42. RB Earl Campbell's l5-yard run is the long play prior to K Toni Fritsch's winning 29-yard
field goal at 14:28 of OT.

October 28, 1979 - at HOUSTON 27, N.Y. Jets 24: Oilers win the toss. QB Dan Pastorini's 22-yard completion to FB Rob Carpenter is the long play as Oilers drive 58 yards. K Toni Fritsch kicks the winning 35-yard field goal at 5:10 of OT.

November 23, 1980 - at N.Y. JETS 31, Houston 28: Jets win the toss. A personal foul on Houston's Guido Merkens on the kickoff gives New York possession at the Jets' 40-yard line. QB Richard Todd's 17-yard screen pass to RB Bobby Harper is the long play prior to K Pat Leahy's winning 38-yard field goal at 3:58 of OT.

September 4, 1983 - GREEN BAY 41, at Houston 38: Packers win the toss. RB Eddie Lee Ivery's 12-yard run is the long play as Packers drive 59 yards. K Jan Stenerud kicks the winning 42-yard field goal at 5:55 of OT.

October 23, 1983 - KANSAS CITY 13, at Houston 10: Chiefs win the toss. QB Bill Kenney's 20-yard completion to WR Stephone Paige is the long play as Chiefs drive 60 yards. K Nick Lowery kicks the winning 41-yard field goal at 7:41 of OT.

October 30, 1983 - at CLEVELAND 25, Houston 19: Oilers win the toss. Browns' defense forces a John James punt. Houston defense does the same to Cleveland as Jeff Gossett punts on ensuing series. Oiler QB Gifford Nielsen's pass is intercepted by Cleveland S Mike Whitwell and returned 15 yards to the Houston 20-yard line. On the next play, RB Boyce Green scores a touchdown on a 20-yard run at 6:34 of OT.

December 2, 1984 - at HOUSTON 23, Pittsburgh 20: Oilers win the toss. QB Warren Moon's 19-yard completion to WR Steve Bryant is the long play as Oilers drive 63 yards. K Joe Cooper kicks the winning 30-yard field goal at 5:53 of OT.

September 28, 1986 - PITTSBURGH 22, at Houston 16: Oilers win the toss. Steelers' defense forces a Lee Johnson punt that is returned 41 yards to the Oilers' 15-yard line by Pittsburgh's Rick Woods. Two plays later, RB Walter Abercrombie runs three yards for winning touchdown at 2:35 of OT.

November 30, 1986 - at CLEVELAND l3, Houston 10: Oilers win the toss but elect to kickoff (18-25 MPH winds). Oilers' defense forces a Jeff Gossett punt. QB Oliver Luck, replacing an injured Warren Moon, leads the Oilers to the Cleveland 31-yard line, but then is intercepted by CB Frank Minnifield at the Browns' 21. Again Houston's defense puts the Browns in a punting situation. Once again, Minnifield picks off a Luck pass, returning it to the Oilers' 37. FB Kevin Mack's seven-yard run and QB Bernie Kosar's seven-yard pass to WR Brian Brennan are the long plays prior to K Mark Moseley's winning 29-yard field goal at 14:44 of OT.

****January 3, 1988 - at HOUSTON 23, Seattle 20:** Seahawks win the toss. Oilers' defense forces a Ruben Rodriguez punt. QB Warren Moon's 15-yard pass to WR Drew Hill is the long play as the Oilers drive 61 yards. K Tony Zendejas kicks the winning 42-yard field goal at 8:05 of OT.

September 4, 1988 - HOUSTON 17, at Indianapolis 14: Colts win the toss. On the opening series, QB Gary Hogeboom completes a screen pass to RB Eric Dickerson, but Oiler LB John Grimsley forces a fumble which is recovered by LB Robert Lyles on the Colts' 42-yard line. QB Cody Carlson, subbing for injured Warren Moon, completes a 21-yard pass to WR Ernest Givins for the long play prior to K Tony Zendejas' 35-yard field goal at 3:51 of OT.

September 24, 1989 - BUFFALO 47, at Houston 41: Oilers win the toss. Houston takes over on its own 19-yard line and advances to the Buffalo 20 thanks to QB Warren Moon's 32-yard completion to FB Alonzo Highsmith, plus a 17-yard run by Moon and an 11-yarder by Highsmith. K Tony Zendejas attempts a 37-yard field goal, but it is wide left. The Bills assume possession on their own 20 and move 80 yards in seven plays. A 21-yard QB Jim Kelly-to-TE Pete Metzelaars pass precedes the game-winning 28-yard TD catch by WR Andre Reed at 8:42 of OT.

****December 31, 1989 - PITTSBURGH 26, at Houston 23:** Steelers win the toss. Oilers' defense forces a Harry Newsome punt as Houston takes over on its own 45-yard line. Oiler RB Lorenzo White fumbles on the first play as CB Rod Woodson recovers for the Steelers on the Houston 46. RB Merril Hoge's 11-yard run helps Pittsburgh advance to the Oiler 33 before Gary Anderson kicks a 50-yard field goal (his 4th of the game) to win the game at 3:26 of OT.

December 2, 1990 - at SEATTLE 13, Houston 10: Seahawks win the toss. Oilers' defense forces a Rick Donnelly punt as Houston takes over on its own 23-yard line. Oiler WR Bernard Ford fumbles on the first play as LB David Wyman recovers for the Seahawks on the Houston 27. Seattle FB John L. Williams rushes twice for a total of three yards before Norm Johnson kicks a 42-yard field goal to win the game at 4:25 of OT.

November 3, 1991 - at WASHINGTON 16, Houston 13: Redskins win the toss. Oilers' defense forces a Kelly Goodburn punt as Houston takes over on its own 31-yard line. Oiler QB Warren Moon is intercepted on the second play by CB Darrell Green with Washington taking over on Houston's 33. RB Earnest Byner carries three times for a total of nine yards before Chip Lohmiller kicks a 41-yard field goal to win the game at 4:01 of OT.

November 10, 1991 - at HOUSTON 26, Dallas 23: Oilers win the toss. Cowboys' defense forces a Greg Montgomery punt as Dallas takes over on its own 24-yard line. The Cowboys move to the Oiler 24-yard line where they have a first down following a Houston holding penalty. Dallas RB Emmitt Smith gains seven yards but fumbles after a hit by LB Lamar Lathon, with Oiler S Bo Orlando recovering at the Houston 15. The Oilers then embark on an 11-play, 80-yard drive in which QB Warren Moon completes all seven of his passes for 70 yards. On second down, K Al Del Greco kicks a 23-yard field goal at 14:31 of OT.

September 20, 1992 - at HOUSTON 23, Kansas City 20: Chiefs win the toss. On the third play of OT, Kansas City WR J.J. Birden fumbles after a hit by Houston CB Cris Dishman with DT Doug Smith recovering the ball at the Chief's 23-yard line. Oiler RB Lorenzo White runs once for two yards before K Al Del Greco boots the game-winning 39-yard field goal at 1:55 of OT.

OVERTIME HISTORY

****January 3, 1993 - at BUFFALO 41, Houston 38:** Oilers win the toss. On third-and-three from Houston's 27-yard line, QB Warren Moon is intercepted by Buffalo CB Nate Odomes, who returns the ball to the Oiler 35. On the return, Houston WR Haywood Jeffires is penalized for a face mask infraction, which moves the ball to the Oilers' 20. After a pair of Kenneth Davis runs net six yards, K Steve Christie kicks a 32-yard field goal to win the game at 3:06 of OT.

November 6, 1994 - PITTSBURGH 12, at Houston 9: Steelers win the toss. Both teams exchange five punts before the Oilers gain possession on their 12-yard line with 4:30 left in the extra period. On the first play from scrimmage, RB Gary Brown scoots up the middle for 8 yards before being hit by CB Rod Woodson. He fumbles and the Steelers take over at the Oilers 22-yard line. Two plays later, K Gary Anderson hits from 40 yards out for the winning score at 3:36 of OT.

October 8, 1995 - at MINNESOTA 23, Houston 17: Vikings win the toss. The Vikings move the ball to their 38-yard line but are forced to punt. Minnesota P Mike Saxon then pins the Oilers in at their 8-yard line with a 54-yard boot. On his third carry of overtime, RB Rodney Thomas scampers 27 yards to give the Oilers a first down at their 35. QB Will Furrer, who replaced Chris Chandler after he injured his shoulder while being sacked on the Oilers' last offensive series in the fourth quarter, is intercepted on his second pass attempt by CB Dewayne Washington (25-yard return). RB Robert Smith takes his third consecutive carry of OT 20 yards for the winning score with 7:10 gone in the extra stanza.

October 6, 1996 - HOUSTON 30, at Cincinnati 27: Bengals win the toss. The Bengals go three-and-out and are forced to punt, giving the Oilers the ball inside their own 20-yard line. On second down at the Oilers' 16-yard line, QB Chris Chandler connects with WR Willie Davis on a 37-yard pass to move into Cincinnati territory. Six plays later, K Al Del Greco hits from 49 yards out for the winning score at 4:22 of OT.

August 31, 1997 - at TENNESSEE 24, Oakland 21: Oilers win the toss. Oilers go three-and-out and are forced to punt, giving the Raiders the ball at their own 33-yard line. The Raiders also go three-and-out and punt the ball to the Oilers. Tennessee takes over the ball at its own 35-yard line. On second-and-eight, QB Steve McNair connects with Frank Wycheck for 21 yards to the Raiders 42-yard line. Again on second down, McNair finds Wycheck, this time for 10 yards to the Raiders 32-yard line. On the next play, McNair scrambles for an 11-yard gain. RB Eddie George gains six yards before Al Del Greco hits the game-winner from 33 yards away with 8:03 left on the clock in overtime. The win is the Oilers first since relocating to Tennessee from Houston.

September 7, 1997 - at MIAMI 16, Tennessee 13: Dolphins win the toss. The Oilers kick to Dolphin return man Irving Spikes, who returns the kickoff 48 yards to the Oilers 45-yard line. On second down, Dan Marino hits RB Bernie Parmalee for a 16-yard gain. Again on second down, Marino connects with Fred Barnett for a 9-yard gain. On the play, Oiler DB Tomur Barnes was flagged for an unnecessary roughness penalty which moved the ball to the Oilers 11-yard line. On the next play, Olindo Mare knocks home a 29-yard field goal with 12:45 remaining in overtime.

September 10, 2000 - at TENNESSEE 17, Kansas City 14: Titans win the toss. The Chiefs kick to Derrick Mason, who returns the kick 28 yards to the Tennessee 29-yard line. A face mask penalty moves the ball to the 34-yard line. On third-and-eight, QB Neil O'Donnell passes to Kevin Dyson for 27 yards. A 26-yard pass to Frank Wycheck on the next play is negated by a holding penalty. Eddie George then rushes 29 yards to the Kansas City 18-yard line. On the next play, Al Del Greco kicks a 36-yard field goal with 12:02 remaining in overtime.

October 14, 2001 - at TENNESSEE 31, Tampa Bay 28: Buccaneers win the toss. Tennessee's defense forces a punt. Tampa Bay kicks to Joe Walker, who returns the kick eight yards to Tampa Bay's 46. Steve McNair passes to Drew Bennett for 14 yards. Eddie George rushes for one yard. McNair pass is incomplete to Kevin Dyson. George rushes up middle for minus one yard. Joe Nedney kicks a 49-yard field goal with 13:08 remaining in overtime.

September 22, 2002 - CLEVELAND 31, at Tennessee 28: Browns win the toss. Joe Nedney kicks ball into end zone for touchback. Jamel White rushes for six yards to Cleveland 26. Tim Couch passes to Jamel White for -1 yard to Cleveland 25. Couch passes for 10 yards to Quincy Morgan to Cleveland 35. White rushes off-tackle for 12 yards to Cleveland 47. Couch passes to Andre Davis for 31 yards to Tennessee 22. White rushes off tackle for five yards, then off left guard for two yards to Tennessee 15. Phil Dawson kicks a 33-yard field goal with 10:51 remaining in overtime.

December 1, 2002 - TENNESSEE 32, at N.Y. Giants 29: Giants win toss. Joe Nedney kicks off to Delvin Joyce, who returns the kickoff 38 yards to the New York 40. Kerry Collins passes to Ron Dixon for 14 yards to Tennessee 46. Tiki Barber rushes around the left side for two yards to Tennessee 44. Collins passes for 12 yards to Tennessee 32, but offensive pass interference is called on Amani Toomer, placing ball at New York 46. Collins passes incomplete to Barber. Collins sacked by Carlos Hall at New York 46. Matt Allen punts 34 yards to Tennessee 20. Steve McNair passes for 12 yards to Drew Bennett to Tennessee 32. McNair passes incomplete to Derrick Mason. McNair passes 23 yards to John Simon to New York 45. McNair passes 12 yards to Mason to New York 33. Robert Holcombe runs off right guard for 14 yards to New York 19. Holcombe rushes off left guard for minus 1 yard. Joe Nedney kicks 38-yard field goal with 10:00 remaining in overtime.

*****January 11, 2003 - at TENNESSEE 34, Pittsburgh 31:** Titans win the toss. Jeff Reed kicks off to John Simon, who returns kickoff 21 yards to Tennessee 31. Steve McNair passes incomplete to Robert Holcombe. McNair passes for 31 yards to Justin McCareins to Pittsburgh 38. McNair passes for 22 yards to Justin McCareins to Pittsburgh 16. Holcombe rushes up the middle for three yards to Pittsburgh 13. Joe Nedney connects on 31-yard field goal, but Pittsburgh calls timeout just before ball is snapped, so play does not count. Nedney then misses 31-yard field goal wide-right, but Dewayne Washington is flagged for roughing the kicker. Nedney makes good on 26-yard field goal with 12:49 remaining in overtime.

November 14, 2004 - CHICAGO 19, at Tennessee 17: Bears win the toss and control the ball at their own 26-yard line. They advance to the Chicago 48 before punting to the Tennessee 9. Billy Volek, who started at quarterback for an injured Steve McNair (sternum), throws an incomplete pass and then is sacked for a four-yard loss. On third down, Volek is sacked in the end zone by Adewale Ogunleye and fumbles. The ball is recovered in the end zone by Titans right tackle Fred Miller, who is tackled in the end zone for a safety. It is the first overtime game to end in a safety since Nov. 5, 1989, when Minnesota beat the L.A. Rams, 23-21.

December 10, 2006 - TENNESSEE 26, at Houston 20: Titans win the toss. Kris Brown kicks off to Pacman Jones, who returns it 36 yards to Tennessee's 43. Travis Henry rushes for one yard to Tennessee 44. Vince Young passes incomplete to Drew Bennett, but Houston is penalized for defensive holding, giving Titans a first down at the Tennessee 49. Chris Brown rushes up the middle for 16 yards to Houston's 35-yard line. Chris Brown is stopped for no gain, but Tennessee is penalized for offensive holding, moving ball to Houston's 45. Chris Brown rushes for five yards to Houston's 40. Vince Young passes to Ahmard Hall for one yard to Houston's 39. On 3rd-and-14, Vince Young drops back, then scrambles up the middle 39 yards for the game-winning touchdown with 11:24 remaining in overtime.

December 9, 2007 – SAN DIEGO 23, at Tennessee 17: Chargers win the toss. Rob Bironas kicks off into end zone for touchback. Chargers drive to their own 47-yard line. M. Scifres punts 51 yards to Tennessee 2. LenDale White carries for 3 and 5 yards, but an incompletion on third down forces a punt. Craig Hentrich punts 57 yards to San Diego 38. After consecutive Tomlinson carries, Rivers passes for 11 yards to Antonio Gates to Tennessee 31. Tomlinson runs three yards to Tennessee 28. Rivers passes for 12 yards to Vincent Jackson to Tennessee 16. Tomlinson runs for game-winning 16-yard touchdown with 7:35 remaining in overtime.

November 2, 2008 – at TENNESSEE 19, Green Bay 16: Tennessee wins the toss. Mason Crosby kicks off to Chris Carr, who returns the kickoff 23 yards to the Tennessee 22. On third-and-six from the Tennessee 26, Kerry Collins passes to Chris Johnson for 16 yards. Johnson then gains 14 yards on a carry. On third-and-four from the Green Bay 38, LenDale White rushes

OVERTIME HISTORY

for seven yards. After consecutive rushes by Johnson of five and three yards to the Green Bay 23, Rob Bironas kicks a game-winning 41-yard field goal on third down.

September 9, 2009 – at PITTSBURGH 13, Tennessee 10: Pittsburgh wins the toss. Rob Bironas kicks off to Stefan Logan, who returns the kick to the 24-yard line. The Steelers pick up first downs on an 11-yard reception by Hines Ward and a two-yard run by Mewelde Moore. On third-and-one at the Tennessee 48-yard line, quarterback Ben Roethlisberger completes an 11-yard pass to Santonio Holmes. From the Tennessee 37, Roethlisberger finds Mike Wallace for a 22-yard reception. Jeff Reed makes a 33-yard field goal to win the game with 10:28 on the clock.

December 20, 2009 – at TENNESSEE 27, Miami 24: Miami wins the toss. After a 23-yard kickoff return by Ted Ginn, quarterback Chad Henne finds fullback Lousaka Polite for a four-yard completion. A pass attempt on second down falls incomplete. On third-and-six from the Miami 27, Henne's pass intended for Davone Bess is intercepted by Titans safety Michael Griffin at the Miami 45. A three-yard return is followed by a 15-yard unnecessary roughness penalty on Miami receiver Greg Camarillo. After three running plays by the Titans netting minus-one yard, Rob Bironas kicks a 46-yard field goal to win the game.

November 21, 2010 – WASHINGTON 19, at Tennessee 16: Tennessee wins the toss. Graham Gano kicks off to Marc Mariani, who returns the ball 30 yards to the 33-yard line. After a 15-yard run by Chris Johnson, Johnson is stopped for no gain, and Rusty Smith throws two incomplete passes. Brett Kern punts to Brandon Banks, who calls for fair catch at the 13-yard line. Donovan McNabb completes a 26-yard pass to Chris Cooley. On second-and-22 from the 27, McNabb is intercepted by Alterraun Verner. However, the pass is ruled incomplete after a replay review, and an unnecessary roughness penalty on Tennessee's Jason Babin is enforced, providing a first down at the 42. A roughing the passer penalty is called on Will Witherspoon. McNabb completes a 10-yard pass to Santana Moss. On second-and-nine from the Tennessee 30, Verner is called for illegal contact. Four plays later, Gano wins the game on a 43-yard field goal with 8:17 remaining in overtime.

September 23, 2012 – at TENNESSEE 44, Detroit 41: Tennessee wins the coin toss in the franchise's first overtime under the modified overtime format. From the 20-yard line, Jake Locker completes a 24-yard pass to tight end Craig Stevens. On third-and-16 from the Tennessee 38-yard line, a defensive holding penalty gives the Titans another first down. Another 24-yard reception by Stevens was reversed upon replay review, but an unnecessary roughness penalty against Detroit on the same play put the ball at Detroit's 29-yard line. After receptions of 13 and seven yards by Damian Williams, Rob Bironas makes a 26-yard field goal. On Detroit's ensuing possession, Shaun Hill completes passes of 17 yards to tight end Brandon Pettigrew and 26 yards to receiver Calvin Johnson. A nine-yard run by Joique Bell resulted in a first down at the Tennessee 16-yard line. But on fourth-and-one from the seven-yard line, Hill was stuffed for a one-yard loss on a quarterback sneak.

October 28, 2012 – INDIANAPOLIS 19, at Tennessee 13: Indianapolis wins the toss. After a touchback on Rob Bironas' kickoff, Colts running back Donald Brown takes a handoff on six consecutive plays (first carry nullified by a Titans penalty), gaining 35 total yards. Andrew Luck then completes a 20-yard pass to wide receiver Reggie Wayne. Finally, on second-and-10 from the Tennessee 16-yard line, Luck completes a short pass to running back Vick Ballard, who dives to the front left pylon for a touchdown. A replay review upholds the ruling on the field.

September 15, 2013 – at HOUSTON 30, Tennessee 24: Houston wins the toss. Keshawn Martin returns Rob Bironas' kickoff to the Houston 22-yard-line, followed by an 18-yard completion from Matt Schaub to tight end Garrett Graham. Arian Foster rushes for five yards and 16 yards on consecutive carries, and Ben Tate carries for 13 yards on the following play. Three plays later, Schaub finds rookie receiver DeAndre Hopkins for a 26-yard pass, setting up first-and-goal on the one-yard line. On third down, Schaub and Hopkins connect again, this time for the game-winning, three-yard touchdown pass. A replay review upholds the touchdown call.

December 15, 2013 – ARIZONA 37, at Tennessee 34: After the Titans score 17 points in the final four minutes of regulation to force overtime, they win the coin toss to begin overtime. On the second play from scrimmage in the extra period, Ryan Fitzpatrick completes a 33-yard pass to receiver Nate Washington. However, on the next play, Fitzpatrick's pass is intercepted by cornerback Antoine Cason at the Arizona 30-yard line. The Cardinals then drive 31 yards, including 22 total rushing yards by Rashard Mendenhall and a nine-yard pass from Carson Palmer to tight end Jim Dray. On third-and-12 from the 33-yard line, Jay Feely makes the game-winning, 41-yard field goal.

* AFL Championship Game
** Wild Card Playoff Game
*** AFC Divisional Playoff Game

HOTTEST/COLDEST GAMES

FIVE HOTTEST GAMES

DATE	OPPONENT	SCORE	WEATHER
9/11/83	at L.A. Raiders	6-20 (L)	96°, clear
9/9/90	at Atlanta	27-47 (L)	94°, partly cloudy
10/7/62	BUFFALO	17-14 (W)	93°, showers
9/14/65	N.Y. JETS	27-21 (W)	93°, sunny
10/6/63	at Kansas City	7-28 (L)	92°, sunny

TEN COLDEST GAMES

DATE	OPPONENT	SCORE	WEATHER
*1/10/04	at New England	14-17 (L)	4°, clear (-10° wind chill)
12/11/77	at Cleveland	19-15 (W)	7°, clear (-7° wind chill)
12/17/89	at Cincinnati	7-61 (L)	9°, overcast (0° wind chill)
12/8/13	at Denver	28-51 (L)	18°, clear (11° wind chill)
12/26/10	at Kansas City	14-34 (L)	19°, cloudy (10° wind chill)
12/17/00	at Cleveland	24-0 (W)	20°, snow (-10° wind chill)
12/14/80	at Green Bay	22-3 (W)	20°, clear (9° wind chill)
*1/6/80	at Pittsburgh	13-27 (L)	22°, part. cloudy (12° wind chill)
12/15/85	at Cleveland	21-28 (L)	22°, overcast (-7° wind chill)
12/18/88	at Cleveland	23-28 (L)	22°, overcast (0° wind chill)
12/16/07	at Kansas City	26-17 (W)	22°, clear (14° wind chill)

* Playoff game

ALL-TIME OFFENSIVE YARDS AND RANKINGS

Year	Total Plays	First Downs	Rush Yards (Rank)	Net Pass Yards (Rank)	Total Yards (Rank)	Total Points
1960	930	262	1,565 (3)	3,371 (1)	4,936 (1)	379
1961	964	293	1,896 (2)	4,392 (1)	6,288 (1)	513
1962	943	266	1,742 (4)	3,229 (2)	4,971 (2)	387
1963	870	254	1,210 (7)	3,222 (1)	4,432 (4)	302
1964	942	284	1,347 (7)	3,527 (2)	4,874 (4)	310
1965	905	227	1,178 (7)	2,813 (2)	3,991 (5)	298
1966	926	246	1,515 (5)	2,897 (4)	4,412 (7)	335
1967	828	207	2,122 (1)	1,381 (9)	3,503 (8)	258
1968	905	240	1,804 (4)	2,548 (4)	4,352 (5)	303
1969	965	256	1,706 (5)	2,825 (2)	4,531 (4)	278
1970	922	232	1,556 (19)	2,506 (7)	4,062 (10)	217
1971	815	201	1,106 (26)	2,409 (6)	3,515 (22)	251
1972	817	183	1,518 (23)	1,673 (23)	3,191 (26)	164
1973	840	193	1,388 (26)	1,919 (16)	3,307 (24)	199
1974	817	200	1,361 (26)	1,977 (20)	3,338 (24)	236
1975	900	234	2,068 (12)	1,869 (23)	3,937 (19)	293
1976	878	199	1,498 (27)	2,072 (15)	3,570 (24)	222
1977	879	228	1,989 (14)	1,875 (17)	3,864 (18)	299
1978	993	276	2,476 (6)	2,338 (18)	4,814 (16)	283
1979	1,034	268	2,571 (4)	2,256 (25)	4,827 (22)	362
1980	1,063	329	2,635 (2)	3,007 (17)	5,642 (4)	295
1981	947	241	1,734 (23)	2,777 (23)	4,511 (27)	281
1982	551	138	799 (26)	1,574 (19)	2,373 (28)	136
1983	1,033	295	1,998 (18)	2,902 (23)	4,900 (24)	288
1984	969	284	1,656 (23)	3,228 (17)	4,884 (23)	240
1985	998	270	1,570 (25)	3,082 (19)	4,652 (24)	284
1986	1,089	299	1,700 (19)	3,449 (13)	5,149 (16)	274
1987	998	294	1,923 (14)	3,300 (7)	5,223 (8)	345
1988	1,010	308	2,249 (4t)	2,956 (22)	5,205 (14)	424
1989	1,028	327	1,928 (12)	3,499 (10)	5,427 (9)	365
1990	1,006	376	1,417 (24)	4,805 (1)	6,222 (1)	405
1991	1,022	353	1,366 (23)	4,621 (1)	5,987 (2)	386
1992	958	339	1,626 (18)	4,029 (1)	5,655 (3)	352
1993	1,066	330	1,792 (12)	3,866 (3)	5,658 (3)	368
1994	1,036	278	1,682 (12)	2,799 (25)	4,481 (26)	226
1995	1,046	295	1,664 (18)	3,241 (19)	4,905 (23)	348
1996	972	287	1,950 (6)	3,098 (21)	5,048 (18)	345
1997	993	288	2,414 (3)	2,505 (29)	4,919 (18)	333
1998	1,016	308	1,970 (9)	3,291 (15)	5,261 (9)	330
1999	1,011	294	1,811 (13)	3,479 (13t)	5,290 (13)	392
2000	1,036	299	2,084 (7)	3,266 (16)	5,350 (14)	346
2001	1,026	288	1,794 (12)	3,558 (8t)	5,352 (8)	336
2002	1,032	312	1,952 (11)	3,320 (20)	5,272 (17)	367
2003	1,013	310	1,623 (26)	3,878 (5)	5,501 (8)	435
2004	1,053	308	1,871 (14)	3,616 (10)	5,487 (11)	344
2005	1,022	279	1,525 (23)	3,597 (9)	5,122 (17)	299
2006	945	261	2,214 (5)	2,596 (30)	4,810 (27)	324
2007	1,037	306	2,109 (5)	2,878 (27)	4,987 (21)	301
2008	973	268	2,199 (7)	2,819 (27)	5,018 (21)	375
2009	990	288	2,592 (2)	3,031 (23)	5,623 (12)	354
2010	907	252	1,727 (17)	3,107 (25)	4,834 (27)	356
2011	984	281	1,438 (31)	3,923 (12)	5,361 (17)	325
2012	957	260	1,687 (21)	3,323 (22)	5,010 (26)	330
2013	1,032	311	1,894 (14)	3,496 (21)	5,390 (22)	362

ALL-TIME DEFENSIVE YARDS AND RANKINGS

Year	Total Plays	First Downs	Rush Yards (Rank)	Net Pass Yards (Rank)	Total Yards (Rank)	Total Points
1960	995	282	1,027 (2)	3,874 (8)	4,901 (6)	285
1961	899	235	1,634 (6)	2,391 (2)	4,025 (2)	242
1962	880	217	1,569 (3)	2,561 (2)	4,130 (2)	270
1963	873	256	1,710 (7)	2,606 (3)	4,316 (6)	372
1964	896	267	1,961 (7)	3,280 (6)	5,241 (8)	355
1965	946	271	2,683 (8)	2,470 (2)	5,153 (8)	429
1966	881	244	1,833 (7)	3,162 (8)	4,995 (9)	396
1967	910	233	1,637 (7)	2,418 (3)	4,055 (4)	199
1968	854	198	1,704 (4)	1,671 (1)	3,375 (1)	248
1969	833	183	1,556 (5)	2,217 (2)	3,773 (2)	279
1970	840	227	1,793 (17)	2,605 (24)	4,398 (25)	352
1971	880	237	1,723 (11)	2,072 (10)	3,795 (9)	330
1972	894	263	2,591 (25)	2,143 (11)	4,734 (23)	380
1973	929	274	2,410 (23)	2,237 (20)	4,647 (24)	447
1974	919	268	2,050 (19)	2,375 (20)	4,425 (22)	282
1975	952	264	1,680 (3)	2,457 (17)	4,137 (11)	226
1976	935	226	2,072 (16)	1,915 (8)	3,987 (10)	273
1977	933	247	1,815 (10)	2,142 (20)	3,957 (14)	230
1978	1,021	292	2,072 (9)	2,842 (24)	4,914 (17t)	298
1979	1,038	304	2,225 (17)	2,765 (14)	4,990 (13)	331
1980	932	259	1,811 (8)	2,801 (4)	4,612 (5)	251
1981	1,084	325	2,411 (24)	3,315 (17)	5,726 (24)	355
1982	613	187	1,225 (23)	2,213 (25)	3,438 (28)	245
1983	1,031	332	2,787 (28)	2,845 (4)	5,632 (22)	460
1984	1,075	345	2,789 (28)	3,179 (11)	5,968 (27)	437
1985	1,091	356	2,814 (28)	3,341 (18)	6,155 (27)	412
1986	1,054	285	2,035 (20)	2,999 (8)	5,034 (13)	329
1987	976	287	1,848 (17)	3,145 (17)	4,993 (17)	349
1988	985	304	1,592 (4)	3,266 (13)	4,858 (8)	365
1989	940	314	1,669 (9)	3,542 (17)	5,211 (13)	412
1990	890	279	1,575 (8)	3,060 (14)	4,635 (11)	307
1991	984	280	1,540 (6)	3,208 (14)	4,748 (9)	251
1992	907	254	1,634 (9)	2,577 (3)	4,211 (3)	258
1993	1,003	289	1,273 (1)	3,601 (23)	4,874 (14)	238
1994	971	275	2,120 (28)	2,795 (2)	4,915 (9)	352
1995	983	267	1,526 (8)	3,125 (3)	4,651 (5)	324
1996	956	271	1,385 (2)	3,225 (13)	4,610 (6)	319
1997	992	292	1,573 (4)	3,658 (27)	5,231 (22)	310
1998	955	279	1,610 (9t)	3,511 (20)	5,121 (16)	320
1999	994	300	1,550 (10)	3,695 (25)	5,245 (17)	324
2000	908	215	1,390 (3)	2,423 (1)	3,813 (1)	191
2001	996	300	1,431 (5)	4,084 (31)	5,515 (25)	388
2002	974	297	1,424 (2)	3,540 (25)	4,964 (10)	324
2003	926	275	1,295 (1)	3,606 (30)	4,901 (12)	324
2004	977	318	1,917 (18)	3,807 (26)	5,724 (27)	439
2005	960	294	1,894 (22)	3,216 (17)	5,110 (19)	421
2006	1,062	329	2,313 (30)	3,602 (27)	5,915 (32)	400
2007	978	268	1,478 (5)	3,187 (10)	4,665 (5)	297
2008	1,022	276	1,502 (6)	3,196 (9)	4,698 (7)	234
2009	1,038	323	1,711 (10t)	4,139 (31)	5,850 (28)	402
2010	1,139	356	1,851 (20)	4,032 (29)	5,883 (26)	339
2011	1,080	324	2,053 (24)	3,629 (14)	5,682 (T-18)	317
2012	1,086	358	2,035 (24)	3,964 (26)	5,999 (27)	471
2013	1,027	329	1,795 (20)	3,612 (11)	5,407 (14)	381

2013 ATTENDANCE

2013 PRESEASON

Home

Washington Redskins	69,143
Atlanta Falcons	69,143
Total:	**138,286**

Away

@ Cincinnati Bengals	43,462
@ Minnesota Vikings	62,603
Total:	**106,065**

2013 REGULAR SEASON

Home

San Diego Chargers	69,143
New York Jets	69,143
Kansas City Chiefs	69,143
San Francisco 49ers	69,143
Jacksonville Jaguars	69,143
Indianapolis Colts	69,143
Arizona Cardinals	69,143
Houston Texans	69,143
Regular Season Total:	**553,144**
Regular Season Average:	**69,143**

Away

@ Pittsburgh Steelers	61,585
@ Houston Texans	71,718
@ Seattle Seahawks	68,127
@ St. Louis Rams	54,617
@ Oakland Raiders	46,001
@ Indianapolis Colts	65,502
@ Denver Broncos	76,554
@ Jacksonville Jaguars	60,559
Regular Season Total:	**504,663**
Regular Season Average:	**63,083**

Total Attendance (20 games) – 1,302,158 . . . . . Average – 65,108
Regular Season Total (16 games) – 1,057,807 . . . . . Average – 66,113
LP Field Game Totals (10 games) – 691,430 . . . . . Average – 69,143

ATTENDANCE RECORDS

Total Combined Regular Season
1,115,265 (2010 – 16 games)
1,098,921 (2007 – 16 games)
1,097,073 (2006 – 16 games)
1,097,039 (2000 – 16 games)
1,089,472 (2001 – 16 games)
1,088,061 (2008 – 16 games)
1,087,279 (2003 – 16 games)
1,086,095 (2009 – 16 games)
1,077,697 (2011 – 16 games)
1,070,701 (2012 – 16 games)
1,059,178 (2005 – 16 games)
1,057,807 (2013 – 16 games)
1,051,730 (2004 – 16 games)
1,050,989 (2002 – 16 games)
1,017,727 (1999 – 16 games)

Total Home Regular Season
553,192 (2005 – 8 games)
553,144 (2013 – 8 games)
553,144 (2012 – 8 games)
553,144 (2011 – 8 games)
553,144 (2010 – 8 games)
553,144 (2009 – 8 games)
553,144 (2008 – 8 games)
553,144 (2007 – 8 games)
553,144 (2006 – 8 games)
551,210 (2004 – 8 games)
550,472 (2003 – 8 games)
550,437 (2002 – 8 games)
550,393 (2001 – 8 games)
547,524 (2000 – 8 games)
528,890 (1999 – 8 games)
482,726 (1991 – 8 games)
479,428 (1992 – 8 games)

Regular Season Home Game
69,149 – eight games in 2005

Away Game
90,616 (at Dallas, 2010)
88,550 (at Washington, 2006)

Postseason Game
80,023 (at Buffalo, 1989)

Largest LP Field Attendance
69,149 – eight games in 2005

Largest Vanderbilt Stadium Attendance
41,121 (vs. Minnesota, 1998)

Largest Liberty Bowl Att. (Memphis)
50,677 (vs. Pittsburgh, 1997)

Largest Astrodome Att. (Houston)
64,934 (vs. Pittsburgh, 1992)
64,184 (vs. Kansas City, 1994)**

Largest Rice Stadium Att. (Houston)
52,580 (vs. N.Y. Jets, 1965)
36,375 (vs. Oakland, 1967)

Largest Jeppesen Stadium Att. (Houston)
37,981 (vs. Dallas Texans, 1962)***
37,854 (vs. San Diego, 1961)

*AFC Wild Card Game
**AFC Divisional Playoff
***AFL Championship Game

ALL-TIME ATTENDANCE TOTALS

YEARLY TOTALS

Year	Attendance	Games	Average
1960	272,940	14	19,496
1961	316,379	14	22,599
1962	295,108	14	21,079
1963	337,235	14	24,088
1964	327,284	14	23,377
1965	450,249	14	32,161
1966	411,555	14	29,397
1967	447,385	14	31,956
1968	569,255	14	40,661
1969	599,862	14	42,847
1970	659,432	14	47,102
1971	658,611	14	47,044
1972	684,790	14	48,914
1973	593,244	14	42,375
1974	614,609	14	43,901
1975	718,775	14	51,341
1976	713,217	14	50,944
1977	721,334	14	51,524
1978	872,727	16	54,545
1979	855,514	16	53,470
1980	898,625	16	56,164
1981	845,112	16	52,280
1982	402,513	9	44,724
1983	707,215	16	44,201
1984	707,644	16	44,228
1985	734,041	16	45,878
1986	693,294	16	43,331
1987	685,703	15	45,714
1988	845,396	16	52,838
1989	889,424	16	55,589
1990	917,819	16	57,364
1991	921,346	16	57,584
1992	965,366	16	60,335
1993	944,071	16	59,004
1994	822,738	16	51,421
1995	764,253	16	47,766
1996	604,633	16	37,790
1997	683,765	16	42,735
1998	791,806	16	49,487
1999	1,017,727	16	63,608
2000	1,097,039	16	68,565
2001	1,089,472	16	68,092
2002	1,050,989	16	65,687
2003	1,087,279	16	67,955
2004	1,051,730	16	65,733
2005	1,059,178	16	66,199
2006	1,097,073	16	68,567
2007	1,098,921	16	68,683
2008	1,088,061	16	68,004
2009	1,086,095	16	67,881
2010	1,115,265	16	69,704
2011	1,077,697	16	67,356
2012	1,070,701	16	66,919
2013	1,057,807	16	66,113
Totals	**42,095,303**	**820**	**51,336**

HOME TOTALS

Year	Attendance	Games	Average
1960	140,136	7	20,019
1961	195,024	7	27,861
1962	200,285	7	28,612
1963	163,372	7	23,339
1964	141,777	7	20,254
1965	240,857	7	34,408
1966	177,896	7	25,414
1967	185,129	7	26,447
1968	283,383	7	40,483
1969	309,420	7	44,203
1970	294,425	7	42,061
1971	289,954	7	41,422
1972	285,851	7	40,836
1973	219,386	7	31,341
1974	237,403	7	33,915
1975	336,458	7	48,065
1976	331,895	7	47,414
1977	345,820	7	49,403
1978	411,652	8	51,457
1979	396,580	8	49,573
1980	398,699	8	49,837
1981	355,259	8	44,407
1982	200,340	5	40,068
1983	321,440	8	40,180
1984	323,533	8	40,442
1985	329,445	8	41,181
1986	303,786	8	37,973
1987	259,875	7	37,125
1988	365,981	8	45,748
1989	451,027	8	56,378
1990	449,275	8	56,159
1991	482,726	8	60,341
1992	479,428	8	59,928
1993	452,522	8	56,565
1994	353,514	8	44,189
1995	288,860	8	36,108
1996	254,600	8	31,825
1997	224,757	8	28,095
1998	299,555	8	37,444
1999	528,890	8	66,111
2000	547,524	8	68,441
2001	550,393	8	68,799
2002	550,437	8	68,805
2003	550,472	8	68,809
2004	551,210	8	68,901
2005	553,192	8	69,149
2006	553,144	8	69,143
2007	553,144	8	69,143
2008	553,144	8	69,143
2009	553,144	8	69,143
2010	553,144	8	69,143
2011	553,144	8	69,143
2012	553,144	8	69,143
2013	553,144	8	69,143
Totals	**20,138,595**	**410**	**49,119**

AWAY TOTALS

Year	Attendance	Games	Average
1960	132,804	7	18,972
1961	121,355	7	17,336
1962	94,823	7	13,546
1963	173,863	7	24,838
1964	185,507	7	26,501
1965	209,392	7	29,913
1966	233,659	7	33,380
1967	262,256	7	37,465
1968	285,872	7	40,839
1969	290,442	7	41,492
1970	365,007	7	52,144
1971	368,657	7	52,665
1972	398,939	7	56,991
1973	373,858	7	53,408
1974	377,206	7	53,887
1975	382,317	7	54,617
1976	381,322	7	54,475
1977	375,514	7	53,645
1978	461,075	8	57,634
1979	458,934	8	57,367
1980	499,926	8	62,491
1981	489,853	8	61,232
1982	202,173	4	50,543
1983	385,775	8	48,222
1984	384,111	8	48,014
1985	404,596	8	50,575
1986	389,508	8	48,689
1987	425,828	8	53,229
1988	479,415	8	59,927
1989	438,397	8	54,800
1990	468,544	8	58,568
1991	438,620	8	54,828
1992	485,938	8	60,743
1993	491,549	8	61,444
1994	469,224	8	58,653
1995	475,393	8	59,424
1996	350,033	8	43,754
1997	459,008	8	57,376
1998	492,251	8	61,531
1999	488,837	8	61,105
2000	549,515	8	68,689
2001	539,079	8	67,385
2002	500,552	8	62,569
2003	536,807	8	67,101
2004	500,520	8	62,565
2005	505,986	8	63,248
2006	543,929	8	67,991
2007	545,777	8	68,222
2008	534,917	8	66,865
2009	532,951	8	66,619
2010	562,121	8	70,265
2011	524,553	8	65,569
2012	517,557	8	64,695
2013	504,663	8	63,083
Totals	**22,050,708**	**410**	**53,782**

PLAYOFF HISTORY

FRANCHISE PLAYOFF GAME HISTORY

SEASON/DATE	DAY	ROUND	OPPONENT	SITE	RESULT	SCORE TITANS	SCORE OPP.
1960 (10-4 regular season, 6-1 home, 4-3 road, First Place AFL East, Head Coach -- Lou Rymkus)							
01/01/61	Sunday	AFL Championship	LA CHARGERS	Houston (Jeppesen Stadium)	W	24	16
1961 (10-3-1 regular season, 6-1 home, 4-2-1 road, First Place AFL East, Head Coaches -- 5 games Lou Rymkus, 9 games Wally Lemm)							
12/24/61	Sunday	AFL Championship	at San Diego	San Diego (Balboa Stadium)	W	10	3
1962 (11-3 regular season, 6-1 home, 4-2 road, First Place AFL East, Head Coach -- Frank "Pop" Ivy)							
12/23/62	Sunday	AFL Championship	DALLAS TEXANS	Houston (Jeppesen Stadium)	L (2 OT)	17	20
1967 (9-4-1 regular season, 5-2 home, 4-2-1 road, First Place AFL East, Head Coach -- Wally Lemm)							
12/31/67	Sunday	AFL Championship	at Oakland	Oakland (Alameda County Coliseum)	L	7	40
1969 (6-6-2 regular season, 4-2-1 home, 2-4-1 road, Second Place AFL East, Head Coach -- Wally Lemm)							
12/21/69	Sunday	AFL Divisional	at Oakland	Oakland (Alameda County Coliseum)	L	7	56
1978 (10-6 regular season, 5-3 home, 5-3 road, Second Place AFC Central, Head Coach -- O.A. "Bum" Phillips)							
12/24/78	Sunday	Wild Card	at Miami	Miami (Orange Bowl)	W	17	9
12/31/78	Sunday	Divisional	at New England	New England (Schaefer Stadium)	W	31	14
01/07/79	Sunday	Conference	at Pittsburgh	Pittsburgh (Three Rivers Stadium)	L	5	34
1979 (11-5 regular season, 6-2 home, 5-3 road, Second Place AFC Central, Head Coach -- O.A. "Bum" Phillips)							
12/23/79	Sunday	Wild Card	DENVER	Houston (Astrodome)	W	13	7
12/29/79	Saturday	Divisional	at San Diego	San Diego (San Diego Stadium)	W	17	14
01/06/80	Sunday	Conference	at Pittsburgh	Pittsburgh (Three Rivers Stadium)	L	13	27
1980 (11-5 regular season, 6-2 home, 5-3 road, Tied First Place AFC Central, Head Coach -- O.A. "Bum" Phillips)							
12/28/80	Sunday	Wild Card	at Oakland	Oakland (Alameda County Coliseum)	L	7	27
1987 (9-6 regular season, 5-2 home, 4-4 road, Second Place AFC Central, Head Coach -- Jerry Glanville)							
01/03/88	Sunday	Wild Card	SEATTLE	Houston (Astrodome)	W (OT)	23	20
01/10/88	Sunday	Divisional	at Denver	Denver (Mile High Stadium)	L	10	34
1988 (10-6 regular season, 7-1 home, 3-5 road, Tied Second Place AFC Central, Head Coach -- Jerry Glanville)							
12/24/88	Saturday	Wild Card	at Cleveland	Cleveland (Cleveland Stadium)	W	24	23
01/01/89	Sunday	Divisional	at Buffalo	Buffalo (Rich Stadium)	L	10	17
1989 (9-7 regular season, 6-2 home, 3-5 road, Tied Second Place AFC Central, Head Coach -- Jerry Glanville)							
12/31/89	Sunday	Wild Card	PITTSBURGH	Houston (Astrodome)	L (OT)	23	26
1990 (9-7 regular season, 6-2 home, 3-5 road, Tied First Place AFC Central, Head Coach -- Jack Pardee)							
01/06/91	Sunday	Wild Card	at Cincinnati	Cincinnati (Riverfront Stadium)	L	14	41
1991 (11-5 regular season, 7-1 home, 4-4 road, First Place AFC Central, Head Coach -- Jack Pardee)							
12/29/91	Sunday	Wild Card	NY JETS	Houston (Astrodome)	W	17	10
01/04/92	Saturday	Divisional	at Denver	Denver (Mile High Stadium)	L	24	26
1992 (10-6 regular season, 5-3 home, 5-3 road, Second Place AFC Central, Head Coach -- Jack Pardee)							
01/03/93	Sunday	Wild Card	at Buffalo	Buffalo (Rich Stadium)	L (OT)	38	41
1993 (12-4 regular season, 7-1 home, 5-3 road, First Place AFC Central, Head Coach -- Jack Pardee)							
01/16/94	Sunday	Divisional	KANSAS CITY	Houston (Astrodome)	L	20	28
1999 (13-3 regular season, 8-0 home, 5-3 road, Second Place AFC Central, Head Coach -- Jeff Fisher)							
01/08/00	Saturday	Wild Card	BUFFALO	Tennessee (LP Field)	W	22	16
01/16/00	Sunday	Divisional	at Indianapolis	Indianapolis (RCA Dome)	W	19	16
01/23/00	Sunday	Conference	at Jacksonville	Jacksonville (Alltel Stadium)	W	33	14
01/30/00	Sunday	Super Bowl XXXIV	ST. LOUIS	Atlanta (Georgia Dome)	L	16	23
2000 (13-3 regular season, 7-1 home, 6-2 road, First Place AFC Central, Head Coach -- Jeff Fisher)							
01/07/01	Sunday	Divisional	BALTIMORE	Tennessee (LP Field)	L	10	24
2002 (11-5 regular season, 6-2 home, 5-3 road, First Place AFC South, Head Coach -- Jeff Fisher)							
01/11/03	Saturday	Divisional	PITTSBURGH	Tennessee (LP Field)	W (OT)	34	31
01/19/03	Sunday	Conference	at Oakland	Oakland (Network Associates Coliseum)	L	24	41
2003 (12-4 regular season, 7-1 home, 5-3 road, Second Place AFC South, Head Coach -- Jeff Fisher)							
01/03/04	Saturday	Wild Card	at Baltimore	Baltimore (M&T Bank Stadium)	W	20	17
01/10/04	Saturday	Divisional	at New England	New England (Gillette Stadium)	L	14	17
2007 (10-6 regular season, 5-3 home, 5-3 road, Third Place AFC South, Head Coach -- Jeff Fisher)							
01/06/08	Sunday	Wild Card	at San Diego	San Diego (Qualcomm Stadium)	L	6	17
2008 (13-3 regular season, 7-1 home, 6-2 road, First Place AFC South, Head Coach -- Jeff Fisher)							
01/10/09	Saturday	Divisional	BALTIMORE	Tennessee (LP Field)	L	10	13

All-Time Playoff Record: 14-19 (6-5 home, 8-13 road, 0-1 neutral site)

ALL-TIME PLAYOFF LEADERS

CAREER RUSHING YARDS

Player	Games	Att	Yds	Avg	TD
1. Eddie George	9	206	776	3.8	5
2. Earl Campbell	6	135	420	3.1	4
3. Steve McNair	9	54	349	6.5	6
4. Lorenzo White	7	76	264	3.5	1
5. Allen Pinkett	6	47	219	4.7	1
6. Tim Wilson	7	54	174	3.2	0
7. Alonzo Highsmith	5	26	149	5.7	0
8. Mike Rozier	4	48	147	3.1	2
9. Billy Cannon	3	44	135	3.1	0
Rob Carpenter	4	39	135	3.5	0

CAREER RECEPTIONS

Player	Games	Att	Yds	Avg	TD
1. Ernest Givins	10	60	774	12.9	8
2. Haywood Jeffires	8	41	513	12.5	3
3. Drew Hill	8	38	513	13.5	1
4. Frank Wycheck	9	37	313	8.5	1
5. Curtis Duncan	9	34	274	8.1	2
6. Derrick Mason	9	29	312	10.8	1
7. Tim Wilson	7	24	202	8.4	1
8. Eddie George	9	23	149	6.5	0
9. Mike Barber	7	16	329	20.6	2
10. Rob Carpenter	4	15	98	6.5	0

CAREER PASSING YARDS

Player	Games	Att	Cmp	Pct	Yds	TD	Int	Rate
1. Warren Moon	9	351	230	65.5	2578	15	12	87.3
2. Steve McNair	9	282	166	58.9	1591	6	9	68.4
3. Dan Pastorini	5	116	71	61.2	954	4	8	70.1
4. George Blanda	3	117	57	48.7	722	5	10	47.0
5. Pete Beathard	2	81	33	40.7	351	2	4	41.7
6. Kerry Collins	1	42	26	61.9	281	0	1	71.6
7. Ken Stabler	1	26	15	57.7	243	0	2	57.1
8. Cody Carlson	2	33	16	48.5	165	2	1	70.9
9. Vince Young	1	29	16	55.2	138	0	1	53.5
10. Gifford Nielsen	4	24	13	54.2	129	1	2	48.8

CAREER SCORING

Player	Games	TD	PAT	FG	Total
1. Al Del Greco	9	0	21	14	63
2. Ernest Givins	10	8	0	0	48
3. Steve McNair	9	6	0	0	36
Tony Zendejas	5	0	9	9	36
5. Toni Fritsch	7	0	11	8	35
6. Eddie George	5	5	0	0	30
7. Earl Campbell	4	4	0	0	24
8. Haywood Jeffires	8	3	0	0	18
9. George Blanda	3	0	6	3	15
Joe Nedney	2	0	6	3	15

CAREER FIELD GOALS

Player	Games	Made	Att	Pct	Lg
1. Al Del Greco	9	14	22	63.6	53
2. Tony Zendejas	5	9	14	64.3	49
3. Toni Fritsch	7	8	10	80.0	35
4. **Rob Bironas**	2	3	5	60.0	44
George Blanda	3	3	-	-	46
Joe Nedney	2	3	4	75.0	42
7. Gary Anderson	2	2	3	66.7	46

CAREER PUNTING AVERAGE

Player	Games	Punt	Yds	Avg	TB	In20	Lg
1. Greg Montgomery	8	27	1149	42.6	3	4	59
2. Ode Burrell	1	11	455	41.4	-	-	57
3. Craig Hentrich	11	51	2090	41.0	4	17	66
4. Cliff Parsley	7	40	1607	40.2	-	-	56
5. Jeff Gossett	2	6	239	39.8	0	1	57
6. Jim Norton	4	18	707	39.3	-	-	53
7. Charlie Milstead	1	5	170	34.0	-	-	43

CAREER KICKOFF RETURN YARDS

Player	Games	No	Yds	Avg	TD
1. Derrick Mason	9	17	492	28.9	1
2. Bobby Jancik	2	9	239	26.6	0
3. Allen Pinkett	8	13	221	17.0	0
4. John Simon	2	9	201	22.3	0
5. Justin McCareins	4	8	148	18.5	0
6. Johnnie Dirden	2	5	109	21.8	0
7. Lorenzo White	7	7	108	15.4	0
8. Robert Woods	3	5	104	20.8	0
9. Ode Burrell	2	4	89	22.3	0
10. Zeke Moore	1	3	87	29.0	0

CAREER INTERCEPTIONS

Player	Games	No	Yds	Avg	TD
1. Vernon Perry	4	6	75	12.5	1
2. Gregg Bingham	5	3	38	12.7	0
Bubba McDowell	6	3	90	30.0	1
Mike Reinfeldt	5	3	35	11.7	0
5. Richard Johnson	4	2	25	12.5	0
Samari Rolle	9	2	17	8.5	0
Greg Stemrick	5	2	0	0.0	0

8. *(20 players tied with one interception)*

CAREER SACKS (SINCE 1970)

Player	No
1. Elvin Bethea	5.0
Andy Dorris	5.0
3. Jason Fisk	3.5
William Fuller	3.0

CAREER TACKLES (SINCE 1974)

Player	No
1. Al Smith	55
2. Keith Bulluck	48
3. Gregg Bingham	45
4. John Grimsley	41

INDIVIDUAL PLAYOFF RECORDS: SERVICE

Most Games, Head Coach
- 11 Jeff Fisher, 1999-08
- 7 O.A. “Bum” Phillips, 1978-80
- 5 Jerry Glanville, 1987-89
- 5 Jack Pardee, 1990-93

Most Games Won, Head Coach
- 5 Jeff Fisher, 1999-08
- 4 O.A. “Bum” Phillips, 1978-80
- 2 Jerry Glanville, 1987-89

Most Games Lost, Head Coach
- 6 Jeff Fisher, 1999-08
- 4 Jack Pardee, 1990-93
- 3 Jerry Glanville, 1987-89
- 3 O.A. “Bum” Phillips, 1978-80

INDIVIDUAL PLAYOFF RECORDS: SCORING

POINTS

Most Points, Career
- 63 Al Del Greco, (21 PAT, 14 FG)
- 48 Ernest Givins, (8 TD)
- 36 Steve McNair, (6 TD)
- 35 Toni Fritsch, (11 PAT, 8 FG)
- 33 Tony Zendejas, (9 PAT, 8 FG)

Most Points, Game
- 13 Al Del Greco, @ Indianapolis, 1/16/00
- 12 Mike Barber, @ New England, 12/31/78
- 12 Allen Pinkett, @ Cleveland, 12/24/88
- 12 Ernest Givins, vs. Pittsburgh, 12/31/89
- 12 Ernest Givins, @ Cincinnati, 1/6/91
- 12 Ernest Givins, vs. NY Jets, 12/29/91
- 12 Haywood Jeffires, @ Buffalo, 1/3/93
- 12 Steve McNair, @ Jacksonville, 1/23/00
- 12 Steve McNair, @ Oakland, 1/19/03

Most Points, Opponent, Game
- 18 Andre Reed, @ Buffalo, 1/3/93
- 16 George Blanda, @ Oakland, 12/31/67
- 14 Gary Anderson, vs. Pittsburgh, 12/31/89

TOTAL TOUCHDOWNS

Most Touchdowns, Career
- 8 Ernest Givins, (8 receiving)
- 6 Steve McNair, (6 rushing)
- 5 Eddie George, (5 rushing)
- 4 Earl Campbell, (4 rushing)
- 3 Haywood Jeffires, (3 receiving)

Most Touchdowns, Game
- 2 Mike Barber, @ New England, 12/31/78
- 2 Allen Pinkett, @ Cleveland, 12/24/88
- 2 Ernest Givins, vs. Pittsburgh, 12/31/89
- 2 Ernest Givins, @ Cincinnati, 1/6/91
- 2 Ernest Givins, vs. NY Jets, 12/29/93
- 2 Haywood Jeffires, @ Buffalo, 1/3/93
- 2 Steve McNair, @ Jacksonville, 1/23/00
- 2 Eddie George, vs. St. Louis, 1/30/00
- 2 Steve McNair, @ Oakland, 1/19/03

Most Touchdowns, Opponent, Game
- 3 Andre Reed, @ Buffalo, 1/3/91

Most Consecutive Games Scoring Touchdown
- 3 Ernest Givins, 1989-91
- 3 Eddie George, 1999-02
- 2 6 times, last by Steve McNair, 2002

POINTS AFTER TOUCHDOWN

Most Attempts, Career
- 21 Al Del Greco, 1991-93, 99-00
- 11 Toni Fritsch, 1979-80
- 9 Tony Zendejas, 1987-89

Most Attempts, Game
- 5 Al Del Greco, @ Buffalo, 1/3/93
- 4 Toni Fritsch, @ New England, 12/31/78
- 4 Al Del Greco, @ Jacksonville, 1/23/00
- 4 Joe Nedney, vs. Pittsburgh, 1/11/03

Most Made, Career
- 21 Al Del Greco, 1991-93, 99-00
- 11 Toni Fritsch, 1978-80
- 9 Tony Zendejas, 1987-89

Most Made, Game
- 5 Al Del Greco, @ Buffalo, 1/3/93
- 4 Al Del Greco, @ Indianapolis, 1/16/00
- 4 Toni Fritsch, @ New England, 12/31/78
- 4 Al Del Greco, @ Jacksonville, 1/23/00
- 4 Joe Nedney, vs. Pittsburgh, 1/11/03

Most Made, Opponent, Game
- 8 George Blanda, @ Oakland, 12/21/69
- 5 Jim Breech, @ Cincinnati, 1/6/91
- 5 Steve Christie, @ Buffalo, 1/3/93
- 5 Sabastian Janikowski, @ Oakland, 1/19/03

Most Made, No Misses, Career
- 21 Al Del Greco, 1991-93, 99-00
- 11 Toni Fritsch, 1978-80
- 9 Tony Zendejas, 1987-89

FIELD GOALS

Most Attempted, Career
- 22 Al Del Greco, 1991-93, 99-00
- 14 Tony Zendejas, 1987-89
- 9 Toni Fritsch, 1978-80

Most Attempted, Game
- 5 Tony Zendejas, vs. Seattle, 1/3/89
- 4 Al Del Greco, @ Indianapolis, 1/16/00
- 4 Al Del Greco, vs. Baltimore, 1/7/01
- 4 Tony Zendejas, vs. Pittsburgh, 12/31/88
- 4 Jeff Reed, vs. Pittsburgh, 1/11/03

Most Attempted, Opponent, Game
- 4 Jeff Wilkins, vs. St. Louis, 1/30/00
- 4 Roy Gerela, @ Pittsburgh, 1/7/79
- 4 Gary Anderson, vs. Pittsburgh, 12/31/89

Most Made, Career
- 14 Al Del Greco, 1991-93, 99-00
- 9 Tony Zendejas, 1987-89
- 7 Toni Fritsch, 1978-80

Most Made, Game
- 4 Al Del Greco, @ Indianapolis, 1/16/00
- 3 Al Del Greco, vs. Buffalo, 1/8/00
- 3 Tony Zendejas, vs Seattle, 1/3/88
- 3 Tony Zendejas, vs Pittsburgh, 12/31/89

Most Made, Opponent, Game
- 4 Roy Gerela, @ Pittsburgh, 1/7/79
- 3 Mike Vanderjagt, @ Indianapolis, 1/16/00
- 3 Jeff Wilkins, vs. St. Louis, 1/30/00
- 3 Ben Agajanian, vs. LA Chargers, 1/1/61
- 3 Matt Bahr, @ Cleveland, 12/24/88
- 3 Jeff Reed, vs. Pittsburgh, 1/11/03

Most Consecutive Games Made
- 9 Al Del Greco, 1991-93, 99-00
- 6 Toni Fritsch, 1978-80
- 5 Tony Zendejas, 1987-89

Longest Field Goal
- 53 Al Del Greco, vs. NY Jets, 12/29/91
- 49 Al Del Greco, @ Indianapolis, 1/16/00
- 49 Tony Zendejas, vs. Seattle, 1/3/88
- 49 Tony Zendejas, @ Cleveland, 12/24/88
- 49 Al Del Greco, vs. Kansas City, 1/16/94

Highest Field Goal Percentage (5 attempts)
- 77.8 Toni Fritsch, 6 games (7-9)
- 64.3 Tony Zendejas, 5 games (9-14)
- 63.6 Al Del Greco, 9 games (14-22)

SAFETIES

Most, Career
1 Jevon Kearse, 1999
1 Ted Washington, 1979

Most, Game
1 Jevon Kearse, vs. Buffalo, 1/8/00
1 Ted Washington, @ Pittsburgh, 1/7/79

INDIVIDUAL PLAYOFF RECORDS: RUSHING

RUSHING ATTEMPTS

Most Attempts, Career
206 Eddie George, 9 games
135 Earl Campbell, 8 games
76 Lorenzo White, 7 games
54 Steve McNair, 9 games

Most Attempts, Game
29 Eddie George, vs. Buffalo, 1/8/00
28 Eddie George, vs. St. Louis, 1/30/00
27 Earl Campbell, @ New England, 12/31/78
27 Earl Campbell, @ Oakland, 12/23/80
27 Eddie George, vs. Baltimore, 1/7/01
25 Eddie George, @ Baltimore, 1/3/04

RUSHING YARDS

Most Yards Gained, Career
776 Eddie George, 9 games
420 Earl Campbell, 8 games
349 Steve McNair, 9 games
264 Lorenzo White, 7 games
219 Allen Pinkett, 6 games

Most Yards Gained, Game
162 Eddie George, @ Indianapolis, 1/16/00
118 Earl Campbell, @ New England, 12/31/78
106 Eddie George, vs. Buffalo, 1/8/00

Longest Run From Scrimmage
68t Eddie George, @ Indianapolis, 1/16/00
51 Steve McNair, @ Jacksonville, 1/23/00
35 Earl Campbell, @ New England, 12/31/78

Highest Average Gain, Career (40 carries)
6.46 Steve McNair, 9 games (54-349)
4.66 Allen Pinkett, 6 games (47-219)
3.77 Eddie George, 9 games (206-776)
3.47 Lorenzo White, 5 games (76-264)
3.11 Earl Campbell, 8 games (135-420)

Highest Average Gain, Game (10 carries)
6.5 **Chris Johnson**, vs. Baltimore, 1/10/09 (11-72)
6.23 Eddie George, @ Indianapolis, 1/16/00 (26-162)
4.37 Earl Campbell, @ New England, 12/31/78 (27-118)

RUSHING TOUCHDOWNS

Most Touchdowns, Career
6 Steve McNair, 9 games
5 Eddie George, 9 games
4 Earl Campbell, 8 games
2 Mike Rozier, 4 games

Most Touchdowns, Game
2 Eddie George, vs. St. Louis, 1/30/00
2 Steve McNair, @ Jacksonville, 1/23/00
2 Steve McNair, @ Oakland, 1/19/03
1 18 times, last by Chris Johnson vs. Bal., 1/10/09

Most Consecutive Games Rushing for TD's
3 Eddie George, 1999-02
2 Chris Brown, 2004
2 Steve McNair, 2002
2 Earl Campbell, 1978

INDIVIDUAL PLAYOFF RECORDS: PASSING

PASSER RATING

Passer Rating, Career (min. 100 attempts)
87.3 Warren Moon, 9 games
72.3 Dan Pastorini, 5 games
68.4 Steve McNair, 9 games

PASS ATTEMPTS

Most Passes Attempted, Career
351 Warren Moon, 9 games
282 Steve McNair, 9 games
117 George Blanda, 3 games
116 Dan Pastorini, 5 games

Most Passes Attempted, Game
50 Warren Moon, @ Buffalo, 1/3/93
48 Warren Moon, vs. Pittsburgh, 12/31/89
46 George Blanda, vs. Dallas Texans, 12/23/62
46 Pete Beathard, @ Oakland, 12/21/69
46 Steve McNair, vs. Baltimore, 1/7/01

PASS COMPLETIONS

Most Completions, Career
230 Warren Moon, 9 games
166 Steve McNair, 9 games
71 Dan Pastorini, 5 games
57 George Blanda, 3 games

Most Completions, Game
36 Warren Moon, @ Buffalo, 1/3/93
32 Warren Moon, vs. Kansas City, 1/16/94
29 Warren Moon, vs. Pittsburgh, 12/31/89

COMPLETION PERCENTAGE

Highest Completion Percentage, Career (100 att)
65.5 Warren Moon, 9 games
61.2 Dan Pastorini, 5 games
58.9 Steve McNair, 9 games

Highest Completion Percentage, Game (10 att)
80.0 Dan Pastorini, @ New England, 12/31/78 (12-15)
75.0 Warren Moon, @ Denver, 1/4/92 (27-36)
74.4 Warren Moon, vs. Kansas City, 1/16/94 (32-43)

PASSING YARDS

Most Yards Gained, Career
2,578 Warren Moon, 9 games
1,591 Steve McNair, 9 games
954 Dan Pastorini, 5 games
722 George Blanda, 3 games

Most Yards Gained, Game
371 Warren Moon, @ Buffalo, 1/3/93
338 Steve McNair, vs. Pittsburgh, 1/11/03
325 Warren Moon, @ Denver, 1/4/92
315 Warren Moon, vs. Pittsburgh, 12/31/89

Most Games, 300 or More Yards Passing, Career
4 Warren Moon, 9 games

Most Consec. Games, 300 or More Yards Passing
3 Warren Moon, 1991-93

Longest Pass Completion
88t George Blanda (to Billy Cannon), vs. LA Chargers, 1/1/61
71t Dan Pastorini (to Ken Burrough), @ N.E., 12/31/78
55 Dan Pastorini (to Mike Barber), @ Miami, 12/24/78
49t Steve McNair (to Justin McCareins), @ Balt., 1/3/04

Highest Average Gain, Career (100 attempts)
8.22 Dan Pastorini, 5 games (116-954)
7.31 Warren Moon, 9 games (351-2578)
6.17 George Blanda, 3 games (117-722)

Highest Average Gain, Game (20 attempts)
10.55 Dan Pastorini, @ New England, 12/31/78
9.03 Warren Moon, @ Denver, 1/4/92
8.53 Warren Moon, vs. Seattle, 1/3/88

TOUCHDOWN PASSES

Most Touchdown Passes, Career
15 Warren Moon, 9 games
6 Steve McNair, 9 games
5 George Blanda, 3 games
4 Dan Pastorini, 5 games

Most Touchdown Passes, Game
4 Warren Moon, @ Buffalo, 1/3/93
3 George Blanda, vs. LA Chargers, 1/1/61
3 Dan Pastorini, @ New England, 12/31/78
3 Warren Moon, @ Denver, 1/4/92

Most Consecutive Games Touchdown Pass
4 Steve McNair, 2002-03
4 Warren Moon, 1991-93
3 George Blanda, 1960-62
3 Warren Moon, 1987-88

PASSES HAD INTERCEPTED

Lowest Percentage, Passes Had Intercepted, Career (100 attempts)
3.19 Steve McNair, 9 games (282-9)
3.42 Warren Moon, 9 games (351-12)
6.90 Dan Pastorini, 5 games (116-8)
8.54 George Blanda, 3 games (117-10)

Most Attempts Without Interception, Game
48 Warren Moon, vs. Pittsburgh, 12/31/89
36 Steve McNair, vs. St. Louis, 1/30/99
36 Steve McNair, @ Oakland, 1/19/03
29 Dan Pastorini, @ Miami, 12/24/78

Most Passes Had Intercepted, Career
12 Warren Moon, 9 games
10 George Blanda, 3 games
9 Steve McNair, 9 games
8 Dan Pastorini, 5 games

Most Passes Had Intercepted, Game
5 George Blanda, @ San Diego, 12/25/61
5 George Blanda, vs. Dallas Texans, 12/23/62
5 Dan Pastorini, @ Pittsburgh, 1/7/79

INDIVIDUAL PLAYOFF RECORDS: RECEIVING

RECEPTIONS

Most Receptions, Career
60 Ernest Givins, 1987-93
41 Haywood Jeffires, 1988-93
38 Drew Hill, 1987-91
29 Derrick Mason, 1997-03

Most Receptions, Game
11 Ernest Givins, vs. Pittsburgh, 12/31/89
10 Frank Wycheck, vs. Pittsburgh, 1/11/03
10 Justin Gage, vs. Baltimore, 1/10/09
9 Drew Hill, vs. NY Jets, 12/29/91
9 Ernest Givins, @ Buffalo, 1/3/93
9 Haywood Jeffires, vs. Kansas City, 1/16/94

Most Consecutive Games, Pass Receptions
8 Haywood Jeffires, 1988-93
7 Frank Wycheck, 1999-2002
6 Ernest Givins, 1989-93
6 Derrick Mason, 1999-2003

YARDS GAINED

Most Yards Gained, Career
774 Ernest Givins, 8 games
513 Drew Hill, 7 games
513 Haywood Jeffires, 7 games
312 Derrick Mason, 9 games

Most Yards Gained, Game
136 Ernest Givins, vs. Pittsburgh, 12/31/89
135 Justin Gage, vs. Baltimore, 1/10/09
128 Billy Cannon, vs. L.A., 1/1/61
123 Frank Wycheck, vs. Pittsburgh, 1/11/03
117 Ernest Givins, @ Buffalo, 1/3/93

Most Games, 100 or More Receiving Yards, Career
3 Ernest Givins
1 Ken Burrough
1 Mike Barber
1 Frank Wycheck

Most Consecutive Games, 100 or More Receiving Yards
2 Ernest Givins

Longest Reception
88t Billy Cannon, vs. LA Chargers, 1/1/61
71t Ken Burrough, @ Miami, 12/24/78
55 Mike Barber, @ New England, 12/31/78
49t Justin McCareins, @ Baltimore, 1/3/04

AVERAGE GAIN

Highest Average Gain, Career (14 receptions)
22.1 Mike Barber, (14-309)
13.5 Drew Hill, (38-513)
12.9 Ernest Givins, (60-774)

Highest Average Gain, Game (5 receptions)
18.6 Drew Hill, @ Denver, 1/10/88 (5-93)
18.5 Ernest Givins, @ Denver, 1/4/92 (6-111)
17.2 Ken Burrough, @ Miami, 12/24/78 (6-103)

TOUCHDOWNS

Most Touchdowns, Career
8 Ernest Givins, 8 games
3 Haywood Jeffires, 7 games
2 Billy Cannon, 2 games
2 Mike Barber, 2 games
2 Curtis Duncan, 5 games

Most Touchdowns, Game
2 5 times, last by Haywood Jeffires @ Buff 1/3/93

Most Consecutive Games with Touchdown Reception
3 Ernest Givins, 1989-91
2 Billy Cannon, 1960-61
2 Curtis Duncan, 1991-92
2 Haywood Jeffires, 1991-92

INDIVIDUAL PLAYOFF RECORDS: INTERCEPTIONS

INTERCEPTIONS

Most Interceptions, Career

5	Vernon Perry, 4 games
4	Mike Reinfeldt, 7 games
3	Bubba McDowell, 6 games
2	Samari Rolle, 9 games

Most Interceptions, Game

4*	Vernon Perry, @ San Diego, 12/29/79
2	Mike Reinfeldt, @ New England, 12/31/78
2	Bubba McDowell, vs. NY Jets, 12/29/91

INT. RETURN YARDS

Most Yards Gained, Career

90	Bubba McDowell, 6 games
75	Vernon Perry, 4 games
35	Mike Reinfeldt, 7 games

Most Yards Gained, Game

75t	Vernon Perry, @ Pittsburgh, 1/6/80
58t	Bubba McDowell, @ Buffalo, 1/3/93
32	Bubba McDowell, vs. NY Jets, 12/29/92

Longest Run

75t	Vernon Perry, @ Pittsburgh, 1/6/80
58t	Bubba McDowell, @ Buffalo, 1/3/93
31	Bubba McDowell, vs. NY Jets, 12/29/92

INTERCEPTIONS FOR TDs

Most Touchdowns, Career

1	Vernon Perry, 1980
1	Bubba McDowell, 1993

Most Touchdowns, Game

1	Vernon Perry, @ Pittsburgh, 1/6/80
1	Bubba McDowell, @ Buffalo, 1/3/93

* NFL Record

INDIVIDUAL PLAYOFF RECORDS: PUNTING

PUNTS

Most Punts, Career

51	Craig Hentrich, 11 games
31	Cliff Parsley, 7 games
27	Greg Montgomery, 8 games

Most Punts, Game

11	Jim Norton, @ Oakland, 12/31/67
11	Ode Burrell, @ Oakland, 12/21/69
7	Craig Hentrich, vs. Buffalo, 1/8/00
6	Cliff Parsley, @ New England, 12/31/78
6	Cliff Parsley, @ San Diego, 12/29/79
6	Greg Montgomery, @ Cincinnati, 1/6/91
6	Craig Hentrich, @ Baltimore, 1/3/04

PUNTING YARDS

Longest Punt

66	Craig Hentrich, vs. Baltimore, 1/10/09
63	Craig Hentrich, @ Baltimore, 1/3/04
59	Greg Montgomery, vs. Kansas City, 1/6/94
57	Craig Hentrich, @ Indianapolis, 1/16/00
57	Ode Burrell, @ Oakland, 12/21/69

Highest Average Yardage, Career (10 punts)

42.6	Greg Montgomery (27-1149)
42.3	Ode Burrell (11-465)

Highest Average Yardage, Game (5 punts)

52.0	Craig Hentrich, @ Indianapolis, 1/16/00, (5-260)
48.6	Greg Montgomery, vs. Kansas City, 1/16/94 (5-243)
44.7	Craig Hentrich, @ Baltimore, 1/3/04 (6-268)
44.6	Greg Montgomery, @ Buffalo, 1/1/89 (5-223)

INDIVIDUAL PLAYOFF RECORDS: PUNT RETURNS

PUNT RETURNS

Most Punt Returns, Career

21	Derrick Mason, 9 games
9	Richard Ellender, 3 games
5	Kenny Johnson, 2 games
5	Robert Woods, 2 games

Most Punt Returns, Game

6	Derrick Mason, @ Baltimore, 1/3/04
5	Derrick Mason, vs. Buffalo, 1/8/00
5	Richard Ellender, @ Denver, 12/23/79
4	Kenny Johnson, vs. Seattle, 1/3/88

PUNT RETURN YARDS

Most Yards Gained, Career

173	Derrick Mason, 9 games
75	Richard Ellender, 3 games
27	Kenny Johnson, 2 games
27	Bobby Gordon, 1 game

Most Yards Gained, Game

70	Derrick Mason, @ Baltimore, 1/3/04
49	Derrick Mason, @ Indianapolis, 1/16/00
42	Richard Ellender, @ Denver, 12/23/79
27	Bobby Gordon, vs. LA Chargers, 1/1/61
27	Kenny Johnson, vs. Seattle, 1/3/88

Longest Return

27	Bobby Gordon, vs. LA Chargers, 1/1/61
25	Richard Ellender, @ San Diego, 12/29/79
19	Derrick Mason, @ Indianapolis, 1/16/00
19	Gerald McNeil, @ Cincinnati, 1/6/91

Highest Average Gain, Career (5 returns)

8.3	Richard Ellender (9-75)
8.2	Derrick Mason (21-173)
5.4	Kenny Johnson (5-27)

Highest Average Gain, Game (3 returns)

16.3	Derrick Mason, @ Indianapolis, 1/16/00 (3-49)
11.7	Derrick Mason, @ Baltimore, 1/3/04 (6-70)
8.5	Richard Ellender, @ Denver, 12/23/79 (5-42)
6.8	Kenny Johnson, vs. Seattle, 1/3/88 (4-27)

INDIVIDUAL PLAYOFF RECORDS: KICKOFF RETURNS

KICKOFF RETURNS

Most Kickoff Returns, Career
- 17 Derrick Mason, 7 games
- 13 Allen Pinkett, 8 games
- 9 Bobby Jancik, 3 games
- 9 John Simon, 2 games
- 8 Justin McCareins, 4 games
- 7 Lorenzo White, 6 games

Most Kickoff Returns, Game
- 5 Derrick Mason, vs. St. Louis, 1/30/00
- 5 Bobby Jancik, vs. Dallas Texans, 12/23/62
- 5 John Simon, @ Oakland, 1/19/03

KICKOFF RETURN YARDS

Most Yards Gained, Career
- 492 Derrick Mason, 7 games
- 239 Bobby Jancik, 2 games
- 221 Allen Pinkett, 6 games

Most Yards Gained, Game
- 174 Derrick Mason, @ Jacksonville, 1/23/00
- 122 Derrick Mason, vs. St. Louis, 1/30/00
- 115 John Simon, @ Oakland, 1/19/03
- 100 Bobby Jancik, @ Oakland, 12/31/67

Longest Return
- 80t Derrick Mason, @ Jacksonville, 1/23/00
- 48 Bobby Jancik, vs. Dallas Texans, 12/23/62
- 47 Derrick Mason, @ Indianapolis, 1/16/00

Highest Average Gain, Career (5 returns)
- 28.9 Derrick Mason, 7 games
- 26.6 Bobby Jancik, 2 games
- 22.3 John Simon, 2 games
- 20.8 Robert Woods, 3 games

Highest Average Gain, Game (3 returns)
- 43.5 Derrick Mason, @ Jacksonville, 1/23/00 (4-174)
- 31.3 Derrick Mason, vs. Buffalo, 1/8/2000 (3-94)
- 29.0 Zeke Moore @ Oakland 12/31/67 (3-87)

TEAM PLAYOFF RECORDS: SCORING

TEAM POINTS

Most Points in a Game
- 38 @ Buffalo, 1/3/93 (Buffalo 41, Oilers 38)
- 34 vs. Pittsburgh, 1/11/03 (Titans 34, Steelers 31, OT)
- 33 @ Jacksonville, 1/23/00 (Titans 33, Jac 14)
- 31 @ New England, 12/31/78 (Oilers 31, New England 14)

Most Points in a Game, Opponent
- 56 @ Oakland, 12/21/69 (Oakland 56, Oilers 7)
- 41 @ Buffalo, 1/3/93 (Buffalo 41, Oilers 38 OT)
- 41 @ Cincinnati, 1/6/91 (Cincinnati 41, Oilers 14)
- 41 @ Oakland, 1/19/03 (Raiders 41, Titans 24)

Fewest Points in a Game
- 5 @ Pittsburgh, 1/7/79 (Pittsburgh 34, Oilers 5)
- 6 @ San Diego, 1/6/08 (SD 17, Titans 6)
- 7 3 times, last @ Oakland, 12/28/80 (Oakland 27, Oilers 7)

Fewest Points in a Game, Opponent
- 3 @ San Diego, 12/24/61 (Oilers 10, San Diego 3)
- 7 vs. Denver, 12/23/79 (Oilers 13, Denver 7)
- 9 @ Miami, 12/24/78 (Oilers 17, Miami 9)

Most Decisive Win
- 19 @ Jacksonville, 1/23/00 (Titans 33, Jacksonville 14)
- 17 @ New England, 12/31/78 (Oilers 31, N.E. 14)
- 8 @ Miami, 12/24/78 (Oilers 17, Miami 9)
- 8 vs. LA Chargers, 1/1/61 (Oilers 24, LA Chargers 16)

Most Decisive Loss
- 49 @ Oakland, 12/21/69 (Oakland 56, Oilers 7)
- 33 @ Oakland, 12/31/67 (Oakland 40, Oilers 7)
- 29 @ Pittsburgh, 1/7/79 (Pittsburgh 34, Oilers 5)

Most Points in a Game, Both Teams
- 79 @ Buffalo, 1/3/93 (Buffalo 41, Oilers 38 OT)
- 65 @ Oakland, 1/19/03 (Raiders 41, Titans 24)
- 65 vs. Pittsburgh, 1/11/03 (Titans 34, Steelers 31)
- 63 @ Oakland, 12/21/69 (Oakland 56, Oilers 7)
- 55 @ Cincinnati, 1/6/91 (Cincinnati 41, Oilers 14)

Most Points, Each Half
- 1st 28, @ Buffalo, 1/3/93
- 2nd 23, @ Jacksonville, 1/23/00

Most Points, Each Half, Opponent
- 1st 35, @ Oakland, 12/21/69
- 2nd 35, @ Buffalo, 1/3/93

Most Points, Each Quarter
- 1st 14, @ Denver, 1/4/92, vs. Pittsburgh, 1/11/03
- 2nd 21, @ Buffalo, 1/3/93
  21, @ New England, 12/31/78
- 3rd 16, @ Jacksonville, 1/23/00
- 4th 14, vs Pittsburgh, 12/31/89
- OT 3, vs. Pittsburgh, 1/11/03

Most Points, Each Quarter, Opponent
- 1st 28 @ Oakland, 12/21/69
- 2nd 17, @ Pittsburgh, 1/7/79
- 3rd 28, @ Buffalo, 1/3/93
- 4th 21, vs Kansas City, 1/16/94

TEAM TOUCHDOWNS

Most Touchdowns in a Game
- 5 @ Buffalo, 1/3/93

Most Touchdowns in a Game, Opponent
- 8 @ Oakland, 12/21/69

Most Touchdowns in a Game, Both Teams
- 10 @ Buffalo, 1/3/93 (Buffalo 5, Oilers 5)

Fewest Touchdowns in a Game, Both Teams
- 1 @ San Diego, 12/21/61 (Oilers 1, San Diego 0)

TEAM PLAYOFF RECORDS: FIRST DOWNS

Most First Downs in a Game
29 vs. Pittsburgh, 1/11/03
28 @ Oakland, 1/19/03
27 vs. St. Louis, 1/30/00
27 @ Buffalo, 1/3/93
27 vs. Seattle, 1/3/88

Most First Downs in a Game, Opponent
26 @ Denver, 1/4/92
25 @ San Diego, 12/29/79
25 @ Oakland, 1/19/03
24 @ Cincinnati, 1/6/91

Most First Downs in a Game, Both Teams
53 @ Oakland, 1/19/03 (Titans 28, Raiders 25)
50 vs. St. Louis, 1/30/00 (Titans 27, St. Louis 23)
50 vs. Pittsburgh, 1/11/03 (Titans 29, Steelers 21)
49 @ Denver, 1/4/92 (Denver 26, Oilers 23)
46 @ Buffalo, 1/3/93 (Oilers 27, Buffalo 19)

Fewest First Downs in a Game
10 @ Pittsburgh, 1/7/79
11 @ Pittsburgh, 1/6/80
11 @ Oakland, 12/31/67

Fewest First Downs in a Game, Opponent
6 vs. Baltimore, 1/7/01
9 vs. Baltimore, 1/10/09
11 vs. Seattle, 1/3/88
12 @ Oakland, 12/28/80

Fewest First Downs in a Game, Both Teams
28 @ Oakland, 12/31/67 (Oakland 18, Oilers 10)
28 @ Baltimore, 1/3/04 (Titans 16, Ravens 12)
29 vs. Baltimore, 1/7/01 (Titans 23, Ravens 6)
29 vs. Buffalo, 1/8/00 (Titans 16, Bills 13)
30 vs. Baltimore, 1/10/09 (Titans 21, Ravens 9)

Most First Downs in a Game, Rushing
12 vs. St. Louis, 1/30/00

Most First Downs in a Game, Rushing, Opponent
15 @ Cincinnati, 1/6/91

Most First Downs in a Game, Rushing, Both Teams
19 @ Cincinnati, 1/6/91 (Cincinnati 15, Oilers 4)

Fewest First Downs in a Game, Rushing
1 @ Oakland, 12/21/69

Fewest First Downs in a Game, Rushing, Opponent
1 @ Baltimore, 1/3/04
1 vs. St. Louis, 1/30/00
1 vs. Seattle, 1/3/88

Fewest First Downs in a Game, Rushing, Both Teams
6 @ Oakland, 12/21/69 (Oakland 5, Oilers 1)

Most First Downs in a Game, Passing
18 @ Buffalo, 1/3/93
18 vs. Pittsburgh, 12/31/89
18 vs. Seattle, 1/3/88
18 vs. Pittsburgh, 1/11/03

Most First Downs in a Game, Passing, Opponent
18 vs. St. Louis, 1/30/00
17 @ San Diego, 12/29/79

Most First Downs in a Game, Passing, Both Teams
31 vs. St. Louis, 1/30/00 (St. Louis 18, Titans 13)
31 @ Buffalo, 1/3/93 (Oilers 18, Buffalo 13)

Fewest First Downs in a Game, Passing
3 @ Pittsburgh, 1/7/79

Fewest First Downs in a Game, Passing, Opponent
4 vs. Baltimore, 1/7/01
5 vs. Dallas Texans, 12/23/62
5 vs. Baltimore, 1/10/09

Fewest First Downs in a Game, Passing, Both Teams
11 vs. Buffalo, 1/8/00 (Buffalo 6, Titans 5)
11 @ Oakland, 12/31/67 (Oakland 6, Oilers 5)

Most First Downs in a Game, Penalty
7 @ Oakland, 1/19/03
4 @ San Diego, 12/24/61

Most First Downs in a Game, Penalty, Opponent
5 vs. Pittsburgh, 1/11/03
4 vs. St. Louis, 1/30/00
4 @ Cleveland, 12/24/88
4 vs. Dallas Texans, 12/23/62

Most First Downs in a Game, Penalty, Both Teams
10 @ Oakland, 1/19/03 (Titans 7, Raiders 3)
6 vs. St. Louis, 1/30/00 (St. Louis 4, Titans 2)
6 vs. Pittsburgh, 1/11/03 (Steelers 5, Titans 1)
5 @ Buffalo, 1/1/89 (Buffalo 3, Oilers 2)
5 @ San Diego, 12/23/61 (Oilers 4, San Diego 1)

Fewest First Downs in a Game, Penalty, Both Teams
0 vs. Seattle, 1/3/88
0 @ Baltimore, 1/3/04

TEAM PLAYOFF RECORDS: NET YARDS GAINED RUSHING AND PASSING

Most Yards Gained in a Game
437 vs. Seattle, 1/3/88
430 vs. Pittsburgh, 1/11/03
429 @ Buffalo, 1/3/93
422 @ Denver, 1/4/92

Most Yards Gained in a Game, Opponent
436 vs. St. Louis, 1/30/00
418 @ Denver, 1/4/92
412 @ Oakland, 12/21/69

Most Yards Gained in a Game, Both Teams
840 @ Denver, 1/4/92
803 vs. St. Louis, 1/30/00
795 @ Buffalo, 1/3/93

Fewest Yards Gained in a Game
142 @ Pittsburgh, 1/7/79
146 @ Oakland, 12/31/67
197 @ Oakland, 12/21/69

Fewest Yards Gained in a Game, Opponent
134 vs. Baltimore, 1/7/01
209 @ Miami, 12/24/78
211 vs. Baltimore, 1/10/09
216 vs. Denver, 12/23/79

Fewest Yards Gained in a Game, Both Teams
413 vs. Buffalo, 1/8/00
451 vs. Baltimore, 1/7/01
498 vs. Denver, 12/23/79
510 @ Oakland, 12/31/67

TEAM PLAYOFF RECORDS: RUSHING

TEAM RUSHING ATTEMPTS

Most Rushing Attempts in a Game

54	@ New England, 12/31/78
50	vs. Seattle, 1/3/88
45	@ Miami, 12/24/78

Most Rushing Attempts in a Game, Opponent

54	vs. Dallas Texans, 12/23/62
48	@ Oakland, 12/31/67
47	@ Pittsburgh, 1/7/79

Fewest Rushing Attempts in a Game

13	@ Cincinnati, 1/6/91
19	@ Denver, 1/4/92
19	@ Oakland, 12/21/69

Fewest Rushing Attempts in a Game, Opponent

11	vs. Seattle, 1/3/88
13	vs. St. Louis, 1/30/00
16	@ Baltimore, 1/3/04
17	@ Oakland, 1/19/03
19	@ San Diego, 12/29/79
19	@ San Diego, 12/24/61

TEAM RUSHING YARDS

Most Yards Gained in a Game Rushing

197	@ Indianapolis, 1/16/00
178	vs. Seattle, 1/3/88
177	@ Jacksonville, 1/23/00
165	@ Baltimore, 1/3/04

Most Yards Gained in a Game Rushing, Opponent

263	@ Oakland, 12/31/67
199	vs. Dallas Texans, 12/23/62
187	@ Cincinnati, 1/6/91

Most Yards Gained in a Game Rushing, Both Teams

321	@ Jacksonville, 1/23/00 (Titans 177, Jaguars 144)
301	@ Oakland, 12/31/67 (Oakland 263, Oilers 38)
297	vs. Dallas Texans, 12/23/62 (Dallas 199, Oilers 98)

Fewest Yards Gained in a Game Rushing

24	@ Pittsburgh, 1/6/80
28	@ Oakland, 12/21/69
38	@ Oakland, 12/31/67

Fewest Yards Gained in a Game Rushing, Opponent

29	vs. St. Louis, 1/30/00
29	vs. Seattle, 1/3/88
49	vs. Baltimore, 1/7/01
50	vs. Baltimore, 1/10/09
54	@ Baltimore, 1/3/04
61	@ Denver, 1/10/88

Fewest Yards Gained in a Game Rushing, Both Teams

110	vs. Kansas City, 1/16/94 (K.C. 71, Oilers 39)
134	@ Denver, 1/10/88 (Oilers 73, Denver 61)
138	@ Oakland, 12/21/69 (Oakland 37, Oilers 19)

Highest Average Gain in a Game

6.0	@ Indianapolis, 1/16/00
5.2	@ Cincinnati, 1/6/91

Highest Average Gain in a Game, Opponent

6.3	vs. Jacksonville, 1/23/00
5.9	vs. Pittsburgh, 12/31/89

Lowest Average Gain in a Game

1.1	@ Pittsburgh, 1/6/80

Lowest Average Gain in a Game, Opponent

1.7	vs. Baltimore, 1/10/09
2.1	vs. Baltimore, 1/7/01
2.1	@ Denver, 1/10/88
2.1	@ San Diego, 1/6/08

TEAM PLAYOFF RECORDS: PASSING

TEAM PASSING ATTEMPTS

Most Passes Attempted in a Game

50	@ Buffalo, 1/3/93
47	vs. Baltimore, 1/7/01
46	@ Oakland, 12/21/69
46	vs. Dallas Texans, 12/23/62

Most Passes Attempted in a Game, Opponent

47	@ San Diego, 12/29/79
45	vs. St. Louis, 1/30/00
43	@ Indianapolis, 1/16/00

Most Passes Attempted in a Game, Both Teams

87	vs. Pittsburgh, 1/11/03 (Titans 45, Steelers 42)
84	@ Buffalo, 1/3/93 (Oilers 50, Buffalo 34)
81	vs. St. Louis, 1/30/00 (St. Louis 45, Titans 36)
81	vs. Kansas City, 1/16/94 (Oilers 43, K.C. 38)
81	vs. Pittsburgh, 12/31/89 (Oilers 48, Pitt 33)

Fewest Passes Attempted in a Game

15	@ New England, 12/31/78
19	@ San Diego, 12/29/79
22	vs. Denver, 12/23/79
23	@ Baltimore, 1/3/04

Fewest Passes Attempted in a Game, Opponent

14	vs. Dallas Texans, 12/23/62
17	vs. Baltimore, 1/7/01
19	@ Pittsburgh, 1/7/79
22	@ Oakland, 12/21/69
22	vs. Baltimore, 1/10/09

Fewest Passes Attempted in a Game, Both Teams

45	@ Pittsburgh, 1/7/79 (Oilers 26, Pittsburgh 19)
46	vs. Buffalo, 1/8/00 (Titans 24, Buffalo 22)
49	vs. Denver, 12/23/79 (Denver 27, Oilers 22)

TEAM PASS COMPLETIONS

Most Passes Completed in a Game

36	@ Buffalo, 1/3/93
32	vs. Kansas City, 1/16/94
29	vs. Pittsburgh, 12/31/89

Most Passes Completed in a Game, Opponent

29	@ Oakland, 1/19/03
25	@ San Diego, 12/29/79
24	vs. St. Louis, 1/30/00
22	vs. Kansas City, 1/16/94

Most Passes Completed in a Game, Both Teams

57	@ Buffalo, 1/3/93 (Oilers 36, Buffalo 21)
54	vs. Kansas City, 1/16/94 (Oilers 32, K.C. 22)
50	@ Oakland, 1/19/03 (Raiders 29, Titans 21)
49	vs. NY Jets, 12/29/91 (Oilers 28, NY Jets 21)

Fewest Passes Completed in a Game

10	@ San Diego, 12/29/79
10	vs. Denver, 12/23/79
12	2 times, last @ Pittsburgh, 1/7/79

Fewest Passes Completed in a Game, Opponent

5	vs. Baltimore, 1/7/01
8	@ Oakland, 12/28/80
9	vs. Dallas Texans, 12/23/62
10	vs. Buffalo, 1/8/00
10	@ Oakland, 12/31/67

Fewest Passes Completed in a Game, Both Teams

23	vs. Buffalo, 1/8/00 (Titans 13, Buffalo 10)
23	@ Oakland, 12/28/80 (Oilers 15, Oakland 8)
23	@ Pittsburgh, 1/7/79 (Oilers 12, Pittsburgh 11)

24 vs. Denver, 12/23/79 (Denver 14, Oilers 10)

Highest Completion Percentage in a Game (20 attempts)
75.0 @ Denver, 1/4/92

Highest Completion Percentage in a Game, Opponent (20 att.)
70.7 @ Oakland, 1/19/03
67.9 @ Cleveland, 12/24/88

Lowest Completion Percentage in a Game (20 attempts)
39.1 @ Oakland, 12/21/69

Lowest Completion Percentage in a Game, Opponent (20 att.)
34.5 @ Oakland, 12/28/80

TEAM PASSING YARDS

Most Yards Gained in a Game, Passing
347 @ Buffalo, 1/3/93
338 @ Pittsburgh, 1/11/03
325 vs. Denver, 1/4/92
315 vs. Pittsburgh, 12/31/89

Most Yards Gained in a Game, Passing, Opponent
407 vs. St. Louis, 1/30/00
349 @ San Diego, 12/29/79
317 vs. Denver, 12/23/79

Fewest Yards Gained in a Game, Passing
55 vs. Buffalo, 1/8/00
70 @ Pittsburgh, 1/7/79
108 @ Oakland, 12/31/67

Fewest Yards Gained in a Game, Passing, Opponent
38 vs. Dallas Texans, 12/23/62
96 vs. Buffalo, 1/8/00
101 @ Oakland, 12/31/67

Fewest Yards Gained in a Game, Passing, Both Teams
151 vs. Buffalo, 1/8/00 (Buffalo 96, Titans 55)
209 @ Oakland, 12/31/67 (Oilers 108, Oakland 101)
251 vs. Denver, 12/23/79 (Oilers 147, Denver 104)

TEAM PLAYOFF RECORDS: SACKS

Most Sacks in a Game
9 vs. Kansas City, 1/16/94

Most Sacks in a Game, Opponent
6 vs. Denver, 12/23/79
6 vs. Dallas Texans, 12/23/62
6 @ San Diego, 12/24/61

Most Sacks in a Game, Both Teams
11 vs. Kansas City, 1/16/94 (Oilers 9, Kansas City 2)
10 @ San Diego, 12/24/61 (Oilers 6, San Diego 4)
7 @ Pittsburgh, 1/7/79 (Oilers 5, Pittsburgh 2)

Fewest Sacks in a Game, Both Teams
0 @ Denver, 1/4/92

TEAM PLAYOFF RECORDS: PUNTING

PUNTS

Most Punts in a Game
11 @ Oakland, 12/21/69
11 @ Oakland, 12/31/67
9 @ Oakland, 12/28/80

Most Punts in a Game, Opponent
9 @ Oakland, 12/28/80
8 vs. Baltimore, 1/10/09
8 @ Baltimore, 1/3/04
8 vs. Baltimore, 1/7/01
8 vs. Buffalo, 1/8/00
8 vs. Dallas Texans, 12/23/62
7 @ Indianapolis, 1/16/00
7 vs. Seattle, 1/3/88

Most Punts in a Game, Both Teams
18 @ Oakland, 12/28/80 (Oilers 9, Oakland 9)
16 @ Oakland, 12/21/69 (Oilers 11, Oakland 5)
15 vs. Buffalo, 1/8/00 (Buffalo 8, Titans 7)
15 @ Oakland, 12/31/67 (Oilers 11, Oakland 4)
14 @ Baltimore, 1/3/04 (Titans 6, Ravens 8)

TEAM PUNTING AVERAGE

Highest Average Distance in a Game (minimum 4 Punts)
53.3 vs. Baltimore, 1/10/09
52.0 @ Indianapolis, 1/16/00
44.3 @ Baltimore, 1/3/04
44.0 @ Oakland, 12/28/80

Highest Average Distance in a Game, Opponent (minimum 4 punts)
48.8 @ Baltimore, 1/3/04
48.6 @ Indianapolis, 1/16/00
45.3 @ Jacksonville, 1/23/00
45.2 vs. Denver, 12/23/79

TEAM PLAYOFF RECORDS: INTERCEPTIONS

Most Interceptions in a Game
- 6 @ San Diego, 12/24/61
- 5 @ Pittsburgh, 1/7/79
- 5 vs. Dallas Texans, 12/23/62

Most Interceptions in a Game, Opponent
- 5 @ San Diego, 12/29/79
- 4 @ San Diego, 12/24/61
- 3 5 times, last @ Baltimore, 1/3/04

Most Interceptions in a Game, Both Teams
- 10 @ San Diego, 12/24/61 (Oilers 6, San Diego 4)
- 7 @ Pittsburgh, 1/7/79 (Oilers 5, Pittsburgh 2)
- 6 2 times, last @ San Diego, 12/29/79 (San Diego 5, Oilers 1)
- 5 @ Baltimore, 1/3/04 (Titans 3, Ravens 2)

Fewest Interceptions in a Game
- 0 Nine times, last vs. Baltimore, 1/10/09

Fewest Interceptions in a Game, Opponents
- 0 Nine times, last @ New England, 1/10/04

Fewest Interceptions in a Game, Both Teams
- 0 Four times, last @ Oakland, 1/19/03
- 1 6 times, last vs. Baltimore (Titans 0, Ravens 1)

TEAM PLAYOFF RECORDS: FUMBLES

TEAM FUMBLES

Most Fumbles in a Game
- 7 vs. Kansas City, 1/16/94
- 6 @ Pittsburgh, 1/7/79
- 5 Four times, last vs. Baltimore, 1/10/09

Most Fumbles in a Game, Opponent
- 6 @ Pittsburgh, 1/7/79
- 5 @ Jacksonville, 1/23/00
- 3 @ Denver, 1/4/92
- 3 @ Oakland, 12/21/69
- 3 @ Oakland, 1/19/03

Most Fumbles in a Game, Both Teams
- 12 @ Pittsburgh, 1/7/79 (Oilers 6, Pittsburgh 6)
- 10 @ Jacksonville, 1/23/00 (Titans 5, Jacksonville 5)
- 7 vs. Baltimore, 1/10/09 (Titans 5, Baltimore 2)
- 7 vs. Kansas City, 1/16/94 (Oilers 7, Kansas City 0)
- 7 vs. San Diego, 12/24/61 (Oilers 5, San Diego 2)

TEAM FUMBLES LOST

Most Fumbles Lost in a Game
- 4 @ Pittsburgh, 1/7/79
- 3 @ Jacksonville, 1/23/00
- 2 9 times, last vs. Baltimore, 1/10/09

Most Fumbles Lost in a Game, Opponent
- 4 @ Jacksonville, 1/23/00
- 3 @ Pittsburgh, 1/7/79
- 2 @ Miami, 12/24/78
- 2 vs. San Diego, 12/24/61

Most Fumbles Lost in a Game, Both Teams
- 7 @ Pittsburgh, 1/7/79 (Oilers 4, Pittsburgh 3)
- 7 @ Jacksonville, 1/23/00 (Jacksonville 4, Titans 3)
- 3 6 times, last @ Oakland, 1/19/03

TEAM PLAYOFF RECORDS: PENALTIES

PENALTIES

Most Penalties in a Game
- 13 @ Denver, 1/4/92
- 12 vs. Baltimore, 1/10/09
- 11 @ Cleveland, 12/24/88

Most Penalties in a Game, Opponent
- 14 @ Oakland, 12/28/80
- 14 @ Oakland, 1/19/03
- 10 vs. Buffalo, 1/8/00
- 10 @ San Diego, 12/24/61

Most Penalties in a Game, Both Teams
- 22 @ Oakland, 12/28/80 (Oakland 14, Oilers 8)
- 21 @ Oakland, 1/19/03 (Oakland 14, Titans 7)
- 20 @ Cleveland, 12/24/88 (Oilers 11, Cleveland 9)
- 20 vs. Baltimore, 1/10/09 (Titans 12, Baltimore 8)

Fewest Penalties in a Game
- 2 vs. Buffalo, 1/8/00
- 2 @ Pittsburgh, 1/6/80
- 2 vs. Denver, 12/23/79
- 2 @ New England, 12/31/78

Fewest Penalties in a Game, Opponent
- 1 @ Miami, 12/24/78
- 2 @ New England, 1/10/04
- 3 vs. Seattle, 1/3/88
- 3 vs. LA Chargers, 1/1/61

Fewest Penalties in a Game, Both Teams
- 6 @ Miami, 12/24/78 (Oilers 5, Miami 1)
- 7 3 times, last vs. Seattle, 1/3/88 (Oilers 4, Seattle 3)

YARDS PENALIZED

Most Yards Penalized in a Game
- 118 @ Cleveland, 12/24/88
- 92 vs. Pittsburgh, 1/11/03
- 89 vs. Baltimore, 1/10/09
- 85 @ Denver, 1/4/92

Most Yards Penalized in a Game, Opponent
- 127 @ Oakland, 1/19/03
- 106 @ San Diego, 12/24/61
- 100 @ Jacksonville, 1/23/00
- 92 @ New England, 12/24/78

Most Yards Penalized in a Game, Both Teams
- 193 @ Cleveland, 12/24/88 (Oilers 118, Cleveland 75)
- 187 @ Oakland, 1/19/03 (Raiders 127, Titans 60)
- 174 @ San Diego, 12/24/61 (San Diego 106, Oilers 68)
- 155 2 times, last @ Denver, 1/4/92 (Oilers 85, Den. 70)

Fewest Yards Penalized in a Game
- 10 @ Pittsburgh, 1/6/80
- 12 vs. Buffalo, 1/8/00
- 19 vs. Denver, 12/23/79

Fewest Yards Penalized in a Game, Opponent

5	@ Miami, 12/24/78
14	@ New England, 1/10/04
15	vs. LA Chargers, 1/1/61
20	vs. Seattle, 1/3/88

Fewest Yards Penalized in a Game, Both Teams

42	@ Miami, 12/24/78 (Oilers 37, Miami 5)
44	@ Pittsburgh, 1/6/80 (Pittsburgh 34, Oilers 10)
45	vs. Seattle, 1/3/88 (Oilers 25, Seattle 20)

BIG DAYS/PLAYOFFS (300 YDS PASSING, 100 YDS RUSHING, 100 YDS RECEIVING)

PASSING

371	Warren Moon @ Buffalo	Jan. 3, 1993	(36 of 50)
338	Steve McNair vs. Pittsburgh	Jan. 11, 2003	(27 of 44)
325	Warren Moon @ Denver	Jan. 4, 1992	(27 of 36)
315	Warren Moon vs. Pittsburgh	Dec. 31, 1989	(29 of 48)
306	Dan Pastorini @ Miami	Dec. 24, 1978	(20 of 29)
306	Warren Moon vs. Kansas City	Jan. 16, 1994	(32 of 43)
301	George Blanda vs. Los Angeles	Jan. 1, 1961	(16 of 32)

RUSHING

162	Eddie George @ Indianapolis	Jan. 16, 2000	(26 carries)
118	Earl Campbell @ New England	Dec. 31, 1978	(27 carries)
106	Eddie George vs. Buffalo	Jan. 8, 2000	(29 carries)

RECEIVING

136	Ernest Givins vs. Pittsburgh	Dec. 31, 1989	(11 receptions)
135	Justin Gage vs. Baltimore	Jan. 10, 2009	(10 receptions)
128	Billy Cannon vs. Los Angeles	Jan. 1, 1961	(3 receptions)
123	Frank Wycheck vs. Pittsburgh	Jan. 11, 2003	(10 receptions)
117	Ernest Givins @ Buffalo	Jan. 3, 1993	(9 receptions)
112	Mike Barber @ Miami	Dec. 24, 1978	(4 receptions)
111	Ernest Givins @ Denver	Jan. 4, 1992	(6 receptions)
103	Ken Burrough @ Miami	Dec. 24, 1978	(6 receptions)

CAREER 300-YARD PASSING PLAYOFF GAMES

No.	Player	W-L
4	Warren Moon	0-4
1	George Blanda	1-0
1	Dan Pastorini	1-0
1	Steve McNair	1-0

CAREER 100-YARD RUSHING PLAYOFF GAMES

No.	Player	W-L
2	Eddie George	2-0
1	Earl Campbell	1-0

CAREER 100-YARD RECEIVING PLAYOFF GAMES

No.	Player	W-L
3	Ernest Givins	0-3
1	Mike Barber	1-0
1	Ken Burrough	1-0
1	Billy Cannon	1-0
1	Justin Gage	0-1
1	Frank Wycheck	1-0

PLAYOFF GAME SUMMARIES

AFL CHAMPIONSHIP GAME – 1960
Houston 24, Los Angeles Chargers 16
January 1, 1961 • Jeppesen Stadium

One sensational play by rookie halfback Billy Cannon, the previous season's Heisman Trophy winner, was the difference, as the Houston Oilers defeated the Los Angeles Chargers 24-16 in the first AFL Championship game. The Chargers took the early lead on two field goals by Ben Agajanian, but QB George Blanda brought the Oilers back, throwing a 17-yard touchdown pass to Dave Smith and kicking an 18-yard field goal, which put Houston ahead 10-9 at halftime. The teams exchanged touchdowns in the third quarter, with Blanda throwing a seven-yard scoring pass to Bill Groman and Chargers halfback Paul Lowe pounding over from the 2. Protecting a one-point lead in the fourth quarter and facing a third-and-nine at the Houston 12, Blanda threw a short pass to Cannon, who broke a tackle and outran the Chargers' secondary to complete an 88-yard scoring play. In the final minute of the game, the Chargers drove down the field, reaching the Houston 22. However, the Oilers held on fourth down for the title.

Los Angeles	6	3	7	0	16
Houston	0	10	7	7	24

TEAM	SCORING PLAY	QTR-INTO
Chargers	Agajanian 38 yd. field goal	1-10:58
Chargers	Agajanian 22 yd. field goal	1-6:44
Oilers	Smith 17 yd. pass from Blanda (Blanda kick)	2-11:09
Oilers	Blanda 18 yd. field goal	2-5:15
Chargers	Agajanian 27 yd. field goal	2-0:09
Oilers	Groman 7 yd. pass from Blanda (Blanda kick)	3-N/A
Chargers	Lowe 2 yd. run (Agajanian, kick)	3-N/A
Oilers	Cannon 88 yd. pass from Blanda (Blanda kick)	4-N/A

Missed FG: N/A
Attendance: 32,183

	Chargers	Oilers
First downs	21	17
Total yards	333	401
Rushing yards	162	100
Passing yards	171	301
Passes-comp.-Int.	41-21-2	32-16-0
Punts-avg.	4-41.0	5-34.0
Punt return yards	2-42	0-0
Kickoff return yards	5-123	5-128
Fumbles-lost	2-0	0-0
Penalties-yards	3-15	4-54

RUSHING

OILERS	Att	Yds	Lg	TD	CHARGERS	Att	Yds	Lg	TD
Cannon	18	50	NA	0	Lowe	21	165	NA	1
Smith	19	45	NA	0	Kemp	6	19	NA	0
Hall	3	5	NA	0	Ferguson	4	14	NA	0
					Ford	2	5	NA	0
TOTALS	**40**	**100**	**NA**	**0**	**TOTALS**	**35**	**162**	**NA**	**1**

PASSING

OILERS	Att	Cmp	Yds	TD-I	CHARGERS	Att	Cmp	Yds	TD-I
Blanda	31	16	301	3-0	Kemp	41	21	171	0-2
Cannon	1	0	0	0-0					
TOTALS	**32**	**16**	**301**	**3-0**	**TOTALS**	**41**	**21**	**171**	**0-2**

RECEIVING

OILERS	Rec	Yds	Lg	TD	CHARGERS	Rec	Yds	Lg	TD
Smith	5	52	NA	1	Norton	6	55	NA	0
Cannon	3	128	NA	1	Lowe	3	35	NA	0
Carson	1	13	NA	0	Womble	6	23	NA	0
Hennigan	4	71	NA	0	Kocourek	3	57	NA	0
Groman	3	37	NA	1	Ferguson	2	29	NA	0
					Flowers	1	6	NA	0
TOTALS	**16**	**301**	**NA**	**3**	**TOTALS**	**21**	**171**	**NA**	**0**

AFL CHAMPIONSHIP GAME – 1961
Houston 10, San Diego Chargers 3
Dec. 24, 1961 • Balboa Stadium

The Houston Oilers defeated the San Diego Chargers 10-3 to win their second consecutive AFL title. In a game marked by turnovers, Houston had seven and San Diego six. The only score of the first half came on a 46-yard field goal by George Blanda, which followed a nine-yard San Diego punt. In the third quarter, the Oilers put together the only sustained drive of the game, moving 80 yards. With a third-and-five at the San Diego 35, Blanda rolled to his right and found Billy Cannon open at the 17. Cannon jumped to make the catch, shrugged off a would-be tackler, and motored into the end zone for a touchdown that put Houston up 10-0. The Chargers scored early in the fourth quarter on a 12-yard field goal by George Blair, but they could not get on the scoreboard again.

San Diego	0	0	0	3	3
Houston	0	3	7	0	10

TEAM	SCORING PLAY	QTR
Oilers	Blanda 46 yd. field goal	2
Oilers	Cannon 35 yd. pass from Blanda (Blanda kick)	3
Chargers	Blair 12 yd. field goal	4

Missed FG: N/A
Attendance: 29,556

	Chargers	Oilers
First downs	15	18
Total yards	482	416
Rushing yards	79	96
Passing yards	177	160
Passes-comp.-Int.	31-17-4	41-18-6
Punts-avg.	6-33.3	4-41.5
Punt return yards	1-16	0-0
Kickoff return yards	2-50	0-0
Fumbles-lost	2-2	5-1
Penalties-yards	10-106	5-68
Field goals made-att	1-1	1-1

RUSHING

OILERS	Att	Yds	Lg	TD	CHARGERS	Att	Yds	Lg	TD
Cannon	15	48	22	0	Lincoln	3	7	4	0
Tolar	16	52	20	0	Lowe	5	30	12	0
Blanda	2	4	1	0	Roberson	8	37	23	0
					Kemp	4	5	17	0
TOTALS	**33**	**96**	**22**	**0**	**TOTALS**	**20**	**79**	**23**	**0**

PASSING

OILERS	Att	Cmp	Yds	TD-I	CHARGERS	Att	Cmp	Yds	TD-I
Blanda	40	18	160	1-5	Kemp	32	17	226	0-4
Groman	1	0	0	0-1					
TOTALS	**41**	**18**	**160**	**1-6**	**TOTALS**	**32**	**17**	**226**	**0-4**

RECEIVING

OILERS	Rec	Yds	Lg	TD	CHARGERS	Rec	Yds	Lg	TD
Cannon	5	53	35	1	Lincoln	1	3	3	0
Tolar	2	2	8	0	Roberson	1	11	11	0
Groman	3	32	19	0	Kocourek	7	123	40	0
Hennigan	5	43	14	0	Norton	3	48	28	0
Dewveall	2	10	11	0	Flowers	2	17	9	0
McLeod	1	20	20	0	Scarpitto	1	9	9	0
					Hayes	1	5	5	0
TOTALS	**18**	**160**	**35**	**1**	**TOTALS**	**17**	**226**	**40**	**0**

*** Some game summaries in this section from *Total Football* and *NFL Record & Fact Book*.**

PLAYOFF GAME SUMMARIES

AFL CHAMPIONSHIP GAME – 1962
Dallas 20, Houston 17 (2 OT)
Dec. 23, 1962 • Jeppesen Stadium

In what was at the time the longest game in the history of professional football, the Dallas Texans dethroned the two-time defending AFL champion Houston Oilers when Tommy Brooker kicked a 25-yard field goal after 2:54 of the sixth quarter, or 17:54 of sudden-death overtime. The Texans led 17-0 after two quarters, but the Oilers, tied it up with 17 second-half points. The overtime started with a potentially damaging gaffe by Dallas captain Abner Haynes, who had already scored twice, but who won the toss and then elected to 'kick to the clock'. What Haynes wanted was the strong wind behind his team, but, by saying kick first, it gave the Oilers the chance to decide which end to take, and they, needless to say, chose to have the wind behind them. As it turned out, it didn't matter. After an interception near the end of the first overtime period, the Texans took over. Two big plays by fullback Jack Spikes put the ball at the Houston 19, and, on fourth-and-nine, Brooker ended the contest.

Dallas	3	14	0	0	0	3	20
Houston	0	0	7	10	0	0	17

TEAM	SCORING PLAY	QTR-INTO
Dallas	Brooker 16 yd. field goal	1-4:21
Dallas	Haynes 28 yd. pass from Dawson (Brooker kick)	2-14:31
Dallas	Haynes 2 yd. run (Brooker, kick)	2-3:31
Houston	Dewveall 15 yd. pass from Blanda (Blanda kick)	3-11:51
Houston	Blanda 31 yd. field goal	4-11:09
Houston	Tolar 1 yd. run (Blanda kick)	4-5:51
Dallas	Brooker 25 yd. field goal	6-12:05

Attendance: 37,081

	Texans	Oilers
First downs	19	21
Total yards	287	359
Rushing yards	199	98
Passing yards	88	261
Passes-comp.-Int.	14-9-0	46-23-5
Punts-avg.	8-31.2	3-39.3
Punt return yards	1-0	1-0
Kickoff return yards	4-86	5-139
Fumbles-lost	1-1	1-1
Penalties-yards	10-73	5-47
Field goals made-att	2-1	0-0

RUSHING

OILERS	Att	Yds	Lg	TD	TEXANS	Att	Yds	Lg	TD
Tolar	17	58	12	1	Spikes	11	77	33	0
Cannon	11	37	7	0	McClinton	24	70	8	0
Smith	2	3	4	0	Dawson	5	26	11	0
					Haynes	14	26	14	0
TOTALS	**30**	**98**	**12**	**1**	**TOTALS**	**54**	**199**	**33**	**0**

PASSING

OILERS	Att	Cmp	Yds	TD-I	TEXANS	Att	Cmp	Yds	TD-I
Blanda	46	23	261	1-5	Dawson	14	9	88	1-0
TOTALS	**46**	**23**	**261**	**1-5**	**TOTALS**	**14**	**9**	**88**	**1-0**

RECEIVING

OILERS	Rec	Yds	Lg	TD	TEXANS	Rec	Yds	Lg	TD
Hennigan	3	37	19	0	Haynes	3	45	28	1
Tolar	1	8	8	0	Spikes	2	24	14	0
McLeod	5	70	21	0	Arbanas	2	21	12	0
Cannon	6	54	21	0	Bishop	1	0	0	0
Dewveall	6	95	24	1	McClinton	1	4	4	0
Jamison	1	9	9	0					
Smith	1	6	6	0					
TOTALS	**23**	**261**	**24**	**1**	**TOTALS**	**9**	**88**	**28**	**1**

AFL CHAMPIONSHIP GAME – 1967
Oakland 40, Houston 7
Dec. 31, 1967 • Alameda County Coliseum

Big plays before and after halftime broke open a tight game, as the Raiders won their first AFL title with a 40-7 victory against Houston. The Raiders led 10-0 in the final minutes of the half, the big play a 69-yard touchdown run by Hewritt Dixon. The Raiders lined up for a field goal attempt from the Houston 17, but instead quarterback Daryle Lamonica took the snap and threw to a wide open Dave Kocourek for a touchdown with 18 seconds remaining to build the lead to 17-0. The Oilers hoped for a big play to open the second half, and they got it, but it was in favor of the Raiders. Zeke Moore fumbled the kickoff and Oakland recovered deep in Houston territory, leading to Lamonica's one-yard quarterback sneak. In the next two quarters, George Blanda kicked three field goals, to give him 16 points for the day, and Lamonica threw a touchdown pass to Bill Miller.

Oakland	3	14	10	13	40
Houston	0	0	0	7	7

TEAM	SCORING PLAY	QTR
Oakland	Blanda 37 yd. field goal	1
Oakland	Dixon 69 yd. run (Blanda kick)	2
Oakland	Kocourek 17 yd. pass from Lamonica (Blanda kick)	2
Oakland	Lamonica 1 yd. run (Blanda kick)	3
Oakland	Blanda 40 yd field goal	3
Oakland	Blanda 42 yd. field goal	4
Houston	Frazier 5 yd. pass from Beathard (Wittenborn kick)	4
Oakland	Blanda 36 yd. field goal	4
Oakland	Miller 12 yd. pass from Lamonica (Blanda kick)	4

Attendance: 53,330

	Raiders	Oilers
First downs	18	11
Total yards	364	146
Rushing yards	263	38
Passing yards	101	108
Passes-comp.-Int.	26-10-0	35-15-1
Punts-avg.	4-44.3	11-38.6
Fumbles-lost	0-0	4-2
Penalties-yards	4-69	7-45

RUSHING

OILERS	Att	Yds	Lg	TD	RAIDERS	Att	Yds	Lg	TD
Granger	14	19	NA	0	Dixon	21	144	NA	1
Campbell	6	15	NA	0	Banaszak	15	116	NA	0
Blanks	1	6	6	0	Lamonica	5	22	NA	1
Beathard	1	-2	-2	0	Hagberg	2	-1	NA	0
TOTALS	**22**	**38**	**NA**	**0**	**TOTALS**	**43**	**281**	**NA**	**2**

PASSING

OILERS	Att	Cmp	Yds	TD-I	RAIDERS	Att	Cmp	Yds	TD-I
Beathard	35	15	142	1-1	Lamonica	24	10	111	2-0
					Blanda	2	0	0	0-0
TOTALS	**35**	**15**	**142**	**1-1**	**TOTALS**	**26**	**10**	**111**	**2-0**

RECEIVING

OILERS	Rec	Yds	Lg	TD	RAIDERS	Rec	Yds	Lg	TD
Frazier	7	81	NA	1	Miller	3	32	NA	1
Reed	4	60	NA	0	Cannon	2	31	NA	0
Campbell	2	5	NA	0	Biletnikoff	2	19	NA	0
Taylor	1	6	NA	0	Kocourek	1	17	17	1
TOTALS	**14**	**151**	**NA**	**1**	**TOTALS**	**8**	**99**	**17**	**2**

PLAYOFF GAME SUMMARIES

AFL PLAYOFF GAME – 1969
Oakland 56, Houston 7
Dec. 21, 1969 • Alameda County Coliseum

Oakland scored four touchdowns in 4:22 of the first quarter, as the Raiders jumped to a quick 28-0 lead on the way to a 56-7 victory over the Oilers. The key figure was quarterback Daryle Lamonica, who threw six touchdown passes. On their second possession, the Raiders moved 50 yards in five plays, with Lamonica throwing a 13-yard scoring pass to Fred Biletnikoff. On the first play after the kickoff, George Atkinson intercepted Pete Beathard's pass and returned it 57 yards for a score. The Oilers again lost the ball the first play after the kickoff, as Hoyle Granger fumbled and Carleton Oats recovered at the Houston 24. On first down, Lamonica hit Rod Sherman for a touchdown. Following the next kickoff, Houston again fumbled - this time by Beathard on the fourth play - and Tom Keating recovered. Again it took the Raiders one play to score, Lamonica finding Biletnikoff for the touchdown.

Oakland	25	7	14	7	56
Houston	0	0	0	7	7

TEAM	SCORING PLAY	QTR-INTO
Raiders	Biletnikoff 13 yd. pass from Lamonica (Blanda kick)	1-6:33
Raiders	Atkinson 57 yd. interception return (Blanda kick)	1-7:26
Raiders	Sherman 24 yd. pass from Lamonica (Blanda kick)	1-8:32
Raiders	Biletnikoff 31yd. pass from Lamonica (Blanda kick)	1-10:55
Raiders	Smith 60 yd. pass from Lamonica (Blanda kick)	2-9:12
Raiders	Sherman 23 yd. pass from Lamonica (Blanda kick)	3-9:49
Raiders	Cannon 3 yd. pass from Lamonica (Blanda kick)	3-14:49
Oilers	Reed 8 yd. pass from Beathard (Gerela kick)	4-6:17
Raiders	Hubbard 4 yd. run (Blanda kick)	4-12:35

Missed FG: None
Attendance: 53,539

	Raiders	Oilers
First downs	17	14
Total yards	412	197
Rushing yards	110	28
Passing yards	302	169
Passes-comp.-Int.	22-14-3	46-18-3
Punts-avg.	5-42.0	11-41.4
Punt return yards	3-27	2-4
Kickoff return yards	2-64	7-130
Fumbles-lost	3-1	3-2
Penalties-yards	7-63	3-48

RUSHING

OILERS	Att	Yds	Lg	TD	RAIDERS	Att	Yds	Lg	TD
Granger	14	29	9	0	Dixon	13	48	17	0
Campbell	1	0	0	0	Smith	8	3	3	0
Levias	1	4	4	0	Hubbard	6	19	5	1
Beathard	3	-5	3	0	Todd	8	31	30	0
					Hagberg	2	9	5	0
TOTALS	**19**	**28**	**9**	**0**	**TOTALS**	**37**	**110**	**30**	**1**

PASSING

OILERS	Att	Cmp	Yds	TD-I	RAIDERS	Att	Cmp	Yds	TD-I
Beathard	46	18	209	1-3	Lamonica	17	13	276	6-1
					Blanda	5	1	33	0-2
TOTALS	**46**	**18**	**209**	**1-3**	**TOTALS**	**22**	**14**	**309**	**6-3**

RECEIVING

OILERS	Rec	Yds	Lg	TD	RAIDERS	Rec	Yds	Lg	TD
Bierne	5	48	12	0	Biletnikoff	3	70	31	2
Reed	7	81	18	1	Sherman	4	60	24	2
Granger	3	31	24	0	Smith	4	103	60	1
Haik	2	42	29	0	Todd	1	40	40	0
Levias	1	7	7	0	Hubbard	1	33	33	0
					Cannon	1	3	3	1
TOTALS	**18**	**209**	**29**	**1**	**TOTALS**	**14**	**309**	**60**	**6**

AFC WILD CARD GAME – 1978
Houston 17, Miami 9
Dec. 24, 1978 • Orange Bowl

The Oilers, making their first postseason appearance since 1969, advanced to the divisional playoffs on a brilliant passing performance by Dan Pastorini, who completed 20 of 29 passes for 306 yards and one touchdown. The two AFC wild card teams were locked in a 7-7 tie until midway through the fourth quarter. But Pastorini then completed all four of his passes in a 53-yard drive that set up Toni Fritsch's 35-yard field goal for a 10-7 lead with 7:25 left. One play after the ensuing kickoff, Gregg Bingham intercepted a Bob Griese pass and the Oilers drove 50 yards in 10 plays (9 on the ground) for Earl Campbell's clinching touchdown from the one-yard line. Griese completed 11 of 28 passes. Campbell, the NFL's leading rusher during regular season with 1,450 yards, gained 84 yards on 26 carries.

Miami	7	0	0	2	9
Houston	7	0	0	10	17

TEAM	SCORING PLAY	QTR-INTO
Dolphins	Tollman 13 yd. pass from Griese (Yepremian kick)	1-9:58
Oilers	Wilson 13 yd. pass from Pastorini (Fritsch kick)	1-14:57
Oilers	Fritsch 27 yd. field goal	4-5:18
Oilers	Campbell 1 yd. run (Fritsch kick)	4-5:10
Dolphins	Safety	4-14:49

Missed FG: Yepremian missed FG, Bokamper FG blocked
Attendance: 70,036

	Dolphins	Oilers
First downs	14	23
3rd-down conversion-att	5-12-42%	8-16-50%
Total yards	209	455
Rushing yards	91	165
Passing yards	118	290
Passes-comp.-Int.	30-12-3	30-20-0
Punts-avg.	5-48.6	5-44.0
Punt return yards	1-24	3-11
Kickoff return yards	5-109	2-55
Fumbles-lost	2-2	3-1
Penalties-yards	1-5	5-37
Field goals made-att	0-1	1-2
Time of possession	24:17	35:43

RUSHING

OILERS	Att	Yds	Lg	TD	DOLPHINS	Att	Yds	Lg	TD
Campbell	26	84	20	1	Williams	13	41	9	0
Wilson	14	76	21	0	Harris	9	43	9	0
Coleman	1	2	2	0	Bulaich	2	0	0	0
Poole	1	12	12	0	Moore	1	7	7	0
Pastorini	3	-9	-3	0					
TOTALS	**45**	**165**	**21**	**1**	**TOTALS**	**25**	**91**	**9**	**0**

PASSING

OILERS	Att	Cmp	Yds	TD-I	DOLPHINS	Att	Cmp	Yds	TD-I
Pastorini	29	20	306	1-0	Griese	28	1	114	1-2
Barber	1	0	0	0-0	Strock	2	1	23	0-1
TOTALS	**30**	**20**	**306**	**1-0**	**TOTALS**	**30**	**12**	**137**	**1-3**

RECEIVING

OILERS	Rec	Yds	Lg	TD	DOLPHINS	Rec	Yds	Lg	TD
Wilson	5	40	13	1	Harris	4	42	19	0
Caster	1	11	11	0	Williams	1	8	8	0
Barber	4	112	55	0	Tillman	2	24	13	1
Burrough	6	103	53	0	Harris	1	21	21	0
Coleman	1	5	5	0	Bulaich	2	14	9	0
Woods	2	22	16	0	Moore	2	28	23	0
Campbell	1	13	13	0					
TOTALS	**20**	**306**	**55**	**1**	**TOTALS**	**12**	**137**	**23**	**1**

INDIVIDUAL DEFENSE (press box stats)

OILERS – Leading Tackler: Currier 6-2-8, Kiner 5-3-8. Sacks: Washington 1, Bethea 1. Int.: Stemrick 1, Reinfeldt 1, Bingham 1. FR: Washington 1.
DOLPHINS – Leading Tackler: Babb 7-4-11, Baumhower 8-3-11. Sacks: Bokamper 2. Int.: None. FR: Rhone 1.

PLAYOFF GAME SUMMARIES

AFC DIVISIONAL PLAYOFF GAME – 1978
Houston 31, New England 14
December 31, 1978 • Schaefer Stadium

Houston captured its second straight postseason road victory and advanced into its first AFC championship game with an impressive win over New England, the AFC East champion. Houston quarterback Dan Pastorini completed 10 of 13 passes for 184 yards and three touchdowns as the Oilers jumped to a 21-0 halftime lead. After a scoreless first period, Pastorini hit wide receiver Ken Burrough on a 71-yard touchdown pass and connected with tight end Mike Barber on 19- and 13-yard touchdown strikes. New England narrowed the gap to 24-14 early in the final quarter on two scoring passes- a 24-yard option toss from running back Andy Johnson to wide receiver Harold Jackson and another 24-yard pass from backup quarterback Tom Owen to tight end Russ Francis. Linebacker Gregg Bingham's 19-yard interception return to New England's 18-yard line with 5:07 remaining stopped the Patriots' rally and set up running back Earl Campbell's two-yard touchdown run three plays later.

New England	0	0	7	7	14
Houston	0	21	3	7	31

TEAM	SCORING PLAY	QTR-INTO
Oilers	Burrough 71 yd. pass from Pastorini (Fritsch kick)	2-1:35
Oilers	Barber 19 yd. pass from Pastorini (Fritsch kick)	2-8:12
Oilers	Barber 13 yd. pass from Pastorini (Fritsch kick)	2-14:35
Oilers	Fritsch 30 yd. field goal	3-7:56
Patriots	Jackson 24 yd. pass from Johnson (Posey kick)	3-14:43
Patriots	Francis 24 yd. pass from Owen (Posey kick)	4-5:43
Oilers	Campbell 2 yd. run (Fritsch kick)	4-11:19

Missed FG: Posey 43WR
Attendance: 60,881

	Patriots	Oilers
First downs	15	21
3rd-down conversion-att	6-13-46%	11-17-65%
Total yards	263	344
Rushing yards	83	174
Passing yards	180	170
Passes-comp.-Int.	35-16-3	15-12-1
Punts-avg.	4-43.3	5-34.8
Punt return yards	3-6	3-6
Kickoff return yards	5-136	3-53
Fumbles-lost	2-0	1-0
Penalties-yards	8-92	2-25
Field goals made-att	0-1	1-1
Time of possession	26:04	33:06

RUSHING

OILERS	Att	Yds	Lg	TD	PATRIOTS	Att	Yds	Lg	TD
Campbell	27	118	35	1	Cunningham	10	42	8	0
Wilson	14	26	8	0	Grogan	1	16	16	0
Coleman	7	19	12	0	Johnson	6	14	4	0
Duncan	2	7	5	0	Ivory	3	11	6	0
Poole	3	7	4	0					
Nielson	1	-3	-3	0					
TOTALS	**54**	**174**	**35**	**1**	**TOTALS**	**20**	**83**	**16**	**0**

PASSING

OILERS	Att	Cmp	Yds	TD-I	PATRIOTS	Att	Cmp	Yds	TD-I
Pastorini	15	12	200	3-1	Grogan	12	3	38	0-2
					Owen	22	12	144	1-1
					Johnson	1	1	24	1-0
TOTALS	**15**	**12**	**200**	**3-1**	**TOTALS**	**35**	**16**	**206**	**2-3**

RECEIVING

OILERS	Rec	Yds	Lg	TD	PATRIOTS	Rec	Yds	Lg	TD
Barber	5	83	22	2	Francis	8	101	24	1
Burrough	3	91	71	1	Cunningham	3	28	15	0
Carter	2	12	7	0	Morgan	2	37	19	0
Campbell	1	10	10	0	Johnson	2	16	11	0
Woods	1	4	4	0	Jackson	1	24	24	1
TOTALS	**12**	**200**	**71**	**3**	**TOTALS**	**16**	**206**	**24**	**2**

INDIVIDUAL DEFENSE (press box stats)
OILERS – Leading Tackler: Bingham 6-2-8. Sacks: Brazile 1, Washington 1, Bethea 1, Young 1. Int.: Reinfeldt 2, Bingham 1. FR: Pastorini 1.
PATRIOTS – Leading Tackler: Beaudoin 8-7-15. Sacks: Beaudoin 1.0, Bishop 1.0, Zabel 0.5. Int.: Fox 1. FR: Gray 1, Westbrook 1.

AFC CHAMPIONSHIP GAME – 1978
Pittsburgh 34, Houston 5
January 7, 1979 • Three Rivers Stadium

Playing in their first championship game since 1962, the Oilers were unable to unseat a strong Pittsburgh team, dropping a 34-5 contest at Three Rivers Stadium. The Steelers, striking through cold, steady rain for 31 first half points, won their third AFC championship in five years behind their usual solid defense and spectacular performances by Terry Bradshaw and Lynn Swann. Seventeen of the points, came during a 48-second span in the last minute of the half as Pittsburgh capitalized on two fumbles by Ronnie Coleman and one by Johnnie Dirden. Despite the playing conditions that contributed to a postseason record 12 fumbles, Bradshaw completed 11 of 19 passes for 200 yards and touchdowns to John Stallworth and Swann, who caught four passes for 98 yards. Both touchdown passes and one of Roy Gerela's two field goals made up the 17-point burst between 14:08 and 14:56 of the second quarter after Pittsburgh had built a 14-3 lead on scoring runs by Franco Harris and Rocky Bleier.

Pittsburgh.	14	17	3	0	34
Houston	0	3	2	0	5

TEAM	SCORING PLAY	QTR-INTO
Steelers	Harris 7 yd. run (Gerela kick)	1-4:58
Steelers	Bleier 17 yd.run (Gerela kick)	1-13:51
Oilers	Fritsch 19 yd. field goal	2-5:21
Steelers	Swan 29 yd. pass from Bradshaw (Gerela kick)	2-14:08
Steelers	Stallworth 17yd. pass from Bradshaw (Gerela kick)	2-14:27
Steelers	Gerela 37 yd. field goal	2-14:56
Steelers	Gerela 22 yd. field goal	3-7:14
Oilers	Washington safety	3-11:10

Missed FG: Gerela 40, 40
Attendance: 49,417

	Steelers	Oilers
First downs	21	10
3rd-down conversion-att	1-9-11%	1-11-9%
Total yards	379	142
Rushing yards	179	72
Passing yards	200	70
Passes-comp.-Int.	19-11-2	26-12-5
Punts-avg.	1-53.0	6-39.5
Punt return yards	6-91	0-0
Kickoff return yards	2-36	8-179
Fumbles-lost	6-3	6-4
Penalties-yards	4-32	5-48
Field goals made-att	2-4	1-1
Time of possession	33:10	18:15

RUSHING

OILERS	Att	Yds	Lg	TD	STEELERS	Att	Yds	Lg	TD
Campbell	22	62	11	0	Harris	20	51	9	1
Woods	1	9	9	0	Bleier	10	45	15	1
Coleman	1	-5	-5	0	Bradshaw	7	29	13	0
Wilson	2	6	4	0	Delophaine	3	28	23	0
					Thornton	3	22	14	0
					Moser	3	7	5	0
					Kruczek	1	-3	-3	0
TOTALS	**26**	**72**	**11**	**0**	**TOTALS**	**47**	**179**	**23**	**2**

PASSING

OILERS	Att	Cmp	Yds	TD-I	STEELERS	Att	Cmp	Yds	TD-I
Pastorini	26	12	96	0-5	Bradshaw	19	11	200	2-2
					Kruczek	0	0	0	0-0
TOTALS	**26**	**12**	**96**	**0-5**	**TOTALS**	**19**	**11**	**200**	**2-2**

RECEIVING

OILERS	Rec	Yds	Lg	TD	STEELERS	Rec	Yds	Lg	TD
Caster	5	44	21	0	Swann	4	98	34	1
Wilson	5	33	8	0	Grossman	2	43	29	0
Coleman	1	15	15	0	Bleier	4	42	16	0
Campbell	1	4	4	0	Stallworth	1	17	17	1
TOTALS	**12**	**96**	**21**	**0**	**TOTALS**	**11**	**200**	**34**	**2**

INDIVIDUAL DEFENSE (press box stats)
OILERS – Leading Tackler: Knoff 9-1-10. Sacks: None. Int.: Knoff 1. FR: Pastorini 1.
STEELERS – Leading Tackler: Lambert 15-5-20. Sacks: None. Int.: None. FR: Shell 1, Davis 1, Pinney 1.

PLAYOFF GAME SUMMARIES

AFC WILD CARD PLAYOFF GAME – 1979
Houston 13, Denver 7
December 23, 1979 • Astrodome

The Oilers, playing a postseason game at home for the first time in 17 years, advanced to the divisional playoffs by shutting out the Broncos over the last three quarters of play. Denver marched 80 yards for a touchdown and a 7-3 lead on its first possession, but Earl Campbell's three-yard scoring run gave Houston a 10-7 halftime margin. Campbell and Oilers quarterback Dan Pastorini both missed second half action with groin injuries but Rob Carpenter and second year quarterback Gifford Nielsen played well in relief during their initial NFL playoff competition. Linebacker Gregg Bingham's 15-yard interception return set up Toni Fritsch's second field goal- a 20-yarder with 4:18 remaining to give Houston a 13-7 edge. The Oilers' defense, which recorded six sacks overall, held the Broncos on the final two series with Curley Culp's third-down sack and Vernon Perry's fourth-down pass deflection the key plays.

Denver	7	0	0	0	7
Houston	3	7	0	3	13

TEAM	SCORING PLAY	QTR-INTO
Oilers	Fritsch 31 yd. field goal	1-4:58
Broncos	Preston 7 yd. pass from Morton (Turner kick)	1-11:33
Oilers	Campbell 3 yd. run (Fritsch kick)	2-14:14
Oilers	Fritsch 20 yd. field goal	4-10:42

Missed FG: Steinfort 50
Attendance: 48,776

	Broncos	Oilers
First downs	17	15
3rd-down conversion-att	4-13-31%	7-17-40%
Total yards	216	282
Rushing yards	112	135
Passing yards	104	147
Passes-comp.-Int.	27-14-1	22-10-2
Punts-avg.	5-45.2	5-43.2
Punt return yards	2-25	5-42
Kickoff return yards	4-83	1-26
Fumbles-lost	1-0	0-0
Penalties-yards	7-70	2-19
Field goals made-att	0-1	2-2
Time of possession	27:38	32:22

RUSHING

OILERS	Att	Yds	Lg	TD	BRONCOS	Att	Yds	Lg	TD
Campbell	16	50	9	1	Armstrong	12	51	15	0
Wilson	8	21	5	0	Preston	9	24	7	0
Coleman	2	5	4	0	Jensen	4	5	3	0
Carpenter	16	59	9	0	Canada	4	29	13	0
					Upchurch	1	3	3	0
					Morton	2	0	0	0
TOTALS	**42**	**135**	**9**	**1**	**TOTALS**	**32**	**112**	**15**	**0**

PASSING

OILERS	Att	Cmp	Yds	TD-I	BRONCOS	Att	Cmp	Yds	TD-I
Pastorini	18	8	149	0-1	Morton	27	14	144	1-1
Nielsen	4	2	9	0-1					
TOTALS	**22**	**10**	**158**	**0-2**	**TOTALS**	**27**	**14**	**144**	**1-1**

RECEIVING

OILERS	Rec	Yds	Lg	TD	BRONCOS	Rec	Yds	Lg	TD
Coleman	1	41	41	0	Armstrong	2	22	13	0
Carpenter	3	26	13	0	Egloff	1	17	17	0
Barber	1	31	31	0	Preston	4	40	12	1
Wilson	4	53	20	0	Moses	3	47	25	0
Campbell	1	7	7	0	Jensen	1	11	11	0
					Canada	1	4	4	0
					Odom	2	3	3	0
TOTALS	**10**	**158**	**41**	**0**	**TOTALS**	**14**	**144**	**25**	**0**

INDIVIDUAL DEFENSE (press box stats)
OILERS – Leading Tackler: Bingham 7-3-10. Sacks: Dorris 3, Culp 2, Kennard 1. Int.: Bingham 1. FR: None.
BRONCOS – Leading Tackler: Gradishar 12-1-13. Sacks: Chavous 1. Int.: Thompson 1. FR: None.

AFC DIVISIONAL PLAYOFF GAME – 1979
Houston 17, San Diego 14
December 29, 1979 • San Diego Stadium

The Oilers advanced into their second consecutive AFC Championship Game on the strength of an opportunistic defense and a near-flawless performance by the offensive unit. First-year strong safety Vernon Perry set up 10 of the Oilers' 17 points with a postseason game record of four interceptions in addition to a 57-yard blocked field goal return. Second-year quarterback Gifford Nielsen and third-year running back Rob Carpenter started for regulars Dan Pastorini and Earl Campbell, who were sidelined with groin injuries. The Oilers intercepted AFC passing leader Dan Fouts five times. Nielsen, making his first NFL postseason start, completed a 47-yard scoring pass to Mike Renfro with 12:55 elapsed in the third period to provide the winning margin.

San Diego	7	0	7	0	14
Houston	0	10	7	0	17

TEAM	SCORING PLAY	QTR-INTO
Chargers	C. Williams 1 yd. run (Wood kick)	1-10:11
Oilers	Fritsch 26 yd. field goal	2-10:58
Oilers	Clark 1 yd. run (Fritsch kick)	2-14:41
Chargers	Mitchell 8 yd. run (Wood kick)	3-1:52
Oilers	Renfro 47 yd. pass from Nielson (Fritsch kick)	3-12:55

Missed FG: Wood 26 blocked
Attendance: 51,192

	Chargers	Oilers
First downs	25	15
3rd-down conversion-att	7-13-54%	8-16-50%
Total yards	380	259
Rushing yards	19	40
Passing yards	317	111
Passes-comp.-Int.	47-25-5	19-10-1
Punts-avg.	2-32.0	6-40.7
Punt return yards	2-25	1-25
Kickoff return yards	5-88	3-53
Fumbles-lost	0-0	0-0
Penalties-yards	6-30	5-45
Field goals made-att	0-1	1-1
Time of possession	29:54	30:06

RUSHING

OILERS	Att	Yds	Lg	TD	CHARGERS	Att	Yds	Lg	TD
Wilson	11	39	14	0	Mitchell	8	33	8	1
Carpenter	18	67	11	0	Williams	11	30	8	1
Clark	9	30	11	1					
Nielsen	2	12	14	0					
TOTALS	**40**	**148**	**14**	**1**	**TOTALS**	**19**	**63**	**8**	**2**

PASSING

OILERS	Att	Cmp	Yds	TD-I	CHARGERS	Att	Cmp	Yds	TD-I
Nielsen	19	10	111	1-1	Fouts	47	25	333	0-5
TOTALS	**19**	**10**	**111**	**1-1**	**TOTALS**	**47**	**25**	**333**	**0-5**

RECEIVING

OILERS	Rec	Yds	Lg	TD	CHARGERS	Rec	Yds	Lg	TD
Barber	1	12	12	0	Mitchell	4	26	9	0
Carpenter	4	23	7	0	McCrary	1	34	34	0
Wilson	3	16	10	0	Jefferson	4	70	21	0
Renfro	1	47	47	1	Williams	4	30	12	0
Coleman	1	13	13	0	Joiner	4	81	30	0
					Floyd	3	51	23	0
					Klein	5	41	16	0
TOTALS	**10**	**111**	**47**	**1**	**TOTALS**	**25**	**333**	**34**	**0**

INDIVIDUAL DEFENSE (press box stats)
OILERS – Leading Tackler: Perry 6-2-8. Sacks: Bethea 1, Dorris 1. Int.: Perry 4, Wilson 1. FR: None.
CHARGERS – Leading Tackler: Johnson 4-6-10, Fuller 8-2-10. Sacks: None. Int.: Williams 1. FR: None.

PLAYOFF GAME SUMMARIES

AFC CHAMPIONSHIP GAME – 1979
Pittsburgh 27, Houston 13
January 6, 1980 • Three Rivers Stadium

The Steelers held the Oilers to only 24 rushing yards but were also aided by a controversial non-touchdown call to come away with a 27-13 win. Houston jumped to a 7-0 lead just 2:30 into the game when Vernon Perry returned an interception 75 yards for a touchdown. Then after both teams exchanged field goals, Terry Bradshaw completed two touchdown passes, a 16-yarder to tight end Billy Cunningham and a 20-yard score to wide receiver John Stallworth. With the Steelers leading 17-10, the controversial play occurred during the last seconds of the third quarter. Quarterback Dan Pastorini threw a pass to Mike Renfro at the back of the end zone, and Renfro appeared to have caught it for a touchdown with both feet in bounds before he fell out of the end zone. However, the officials ruled the pass incomplete. Although the Oilers protested, and replays would later show that it was inconclusive, they had to settle for a 23-yard field goal. The Steelers would then score 10 unanswered points in the fourth quarter to clinch the victory.

Pittsburgh	3	14	0	10	27
Houston	7	3	0	3	13

TEAM	SCORING PLAY	QTR-INTO
Oilers	Perry 75 yd. interception return (Fritsch kick)	1-2:30
Steelers	Bahr 21 yd. field goal	1-11:05
Oilers	Fritsch 27 yd. field goal	2-0:48
Steelers	Cunningham16 yd. pass from Bradshaw (Bahr kick)	2-5:27
Steelers	Stallworth 20 yd. pass from Bradshaw (Bahr kick)	2-12:26
Oilers	Fritsch 23 yd. field goal	4-0:03
Steelers	Bahr 39 yd. field goal	4-5:10
Steelers	Bleier 4 yd. run (Bahr kick)	4-14:06

Missed FG: Bahr 40WL
Attendance: 50,475

	Steelers	Oilers
First downs	22	11
3rd-down conversion-att	13-19-68%	3-11-27%
Total yards	358	227
Rushing yards	161	24
Passing yards	197	203
Passes-comp.-Int.	30-18-1	29-20-1
Punts-avg.	3-51	4-30
Punt return yards	3-8	2-8
Kickoff return yards	4-82	6-64
Fumbles-lost	1-1	4-2
Penalties-yards	5-34	2-10
Field goals made-att	2-3	2-2
Time of possession	32:56	27:04

RUSHING

OILERS	Att	Yds	Lg	TD	STEELERS	Att	Yds	Lg	TD
Campbell	17	15	7	0	Harris	21	85	13	0
Wilson	4	9	3	0	Bleier	13	52	8	1
Caster	1	0	0	0	Bradshaw	1	25	25	0
					Thornton	1	-1	-1	0
TOTALS	**22**	**24**	**7**	**0**	**TOTALS**	**36**	**161**	**25**	**1**

PASSING

OILERS	Att	Cmp	Yds	TD-I	STEELERS	Att	Cmp	Yds	TD-I
Pastorini	28	19	203	0-1	Bradshaw	30	18	219	2-1
Nielsen	1	1	9	0-0					
TOTALS	**29**	**20**	**212**	**0-1**	**TOTALS**	**30**	**18**	**219**	**2-1**

RECEIVING

OILERS	Rec	Yds	Lg	TD	STEELERS	Rec	Yds	Lg	TD
Wilson	7	60	41	0	Stallworth	3	52	20	1
Coleman	2	46	32	0	Swann	4	64	21	0
Carpenter	5	23	14	0	Harris	6	50	15	0
Renfro	3	52	19	0	Bleier		39	20	0
Campbell	1	11	11	0	Cunningham	2	14	16	1
Merkens	1	12	12	0					
Barber	1	8	8	0					
TOTALS	**20**	**212**	**41**	**0**	**TOTALS**	**18**	**219**	**21**	**2**

INDIVIDUAL DEFENSE (press box stats)
OILERS – Leading Tackler: Stringer 11-2-13. Sacks: Bethea 1, Stensrud 1, Dorris 1. Int.: Perry 1. FR: Carter 1, Renfro 1.
STEELERS – Leading Tackler: Lambert 7-4-11. Sacks: Greenwood 1. Int.: Woodruff 1. FR: Shell 1, Blount 1.

AFC WILD CARD GAME – 1980
Oakland 27, Houston 7
December 28, 1980 • Alameda County Coliseum

The Raiders advanced to the divisional playoffs by shutting out the Oilers over the final three quarters. Oakland converted Earl Campbell's fumble on the first play of the game into Chris Bahr's 47-yard field goal, but Campbell came back to score on a one-yard plunge to give Houston a 7-3 lead. Jim Plunkett's one-yard touchdown pass to Todd Christensen early in the second quarter put the Raiders ahead to stay 10-7. Plunkett added another touchdown on a 44-yard pass to Arthur Whittington on the first play of the final period. Kenny King's 31-yard run set up Bahr's 37-yard field goal that gave Oakland a 20-7 edge. Lester Hayes added two interceptions to his NFL-leading 13 during the regular season. He picked off Ken Stabler's pass in the end zone to end a Houston scoring threat in the third period. In the fourth quarter Hayes' 20-yard interception return capped the Raiders' scoring.

Oakland	3	7	0	17	27
Houston	7	0	0	0	7

TEAM	SCORING PLAY	QTR-INTO
Raiders	Bahr 47 yd. field goal	1-1:45
Oilers	Campbell 1 yd. run (Fritsch kick)	1-13:15
Raiders	Christensen 1 yd. pass from Plunkett (Bahr kick)	2-9:25
Raiders	Whittington 44 yd. pass from Plunkett (Bahr kick)	4-0:07
Raiders	Bahr 37 yd. field goal	4-8:35
Raiders	Hayes 20 yd. interception return (Bahr kick)	4-9:31

Missed FG: Fritsch 45 short, 37 blocked
Attendance: N/A

	Raiders	Oilers
First downs	12	18
3rd-down conversion-att	3-15-20%	2-15-13%
Total yards	250	275
Rushing yards	111	97
Passing yards	139	178
Passes-comp.-Int.	23-8-1	21-15-2
Punts-avg.	9-51.1	9-44.0
Punt return yards	6-29	7-84
Kickoff return yards	2-47	6-118
Fumbles-lost	2-0	1-1
Penalties-yards	14-91	8-64
Field goals made-att	2-2	0-2
Time of possession	27:56	32:04

RUSHING

OILERS	Att	Yds	Lg	TD	RAIDERS	Att	Yds	Lg	TD
Campbell	27	91	14	1	King	13	55	27	0
Carpenter	5	9	4	0	Van Eeghen	14	46	9	0
Wilson	1	-3	-3	0	Whittington	5	11	7	0
					Jensen	2	0	0	0
					Plunkett	1	-1	-1	0
TOTALS	**29**	**97**	**22**	**0**	**TOTALS**	**35**	**111**	**27**	**0**

PASSING

OILERS	Att	Cmp	Yds	TD-I	RAIDERS	Att	Cmp	Yds	TD-I
Stabler	26	15	243	0-2	Plunkett	23	8	168	2-1
Campbell	1	0	0	0-0					
TOTALS	**27**	**15**	**243**	**0-2**	**TOTALS**	**23**	**8**	**168**	**2-1**

RECEIVING

OILERS	Rec	Yds	Lg	TD	RAIDERS	Rec	Yds	Lg	TD
Barber	4	83	33	0	Whittington	2	64	44	1
Renfro	3	69	39	0	Chester	2	12	10	0
Casper	3	31	12	0	King	1	37	37	0
Carpenter	3	26	14	0	Branch	1	33	33	0
Coleman	1	23	23	0	Van Eeghen	1	21	21	0
B. Johnson	1	11	11	0	Christensen	1	1	1	1
TOTALS	**15**	**243**	**39**	**0**	**TOTALS**	**8**	**168**	**44**	**2**

INDIVIDUAL DEFENSE (press box stats)
OILERS – Leading Tackler: Brazile 9-2-11. Sacks: Bethea 2.0, Bingham 1.0. Int.: Perry 1. FR: None.
RAIDERS – Leading Tackler: Kinlaw 8-2-10. Sacks: Davis 2.0, Hayes 2.0, Browning 1.0, Hendricks 1.0, Jones 1.0. Int.: Hayes 2. FR: McKinney 1, Davis 1.

PLAYOFF GAME SUMMARIES

AFC WILD CARD PLAYOFF GAME – 1987
Houston 23, Seattle 20 (OT)
January 3, 1988 • Astrodome

Oilers kicker Tony Zendejas atoned for a fourth-quarter 29-yard field goal miss by converting a 42-yarder 8:05 into overtime to help Houston advance to the divisional playoffs for the first time since 1980. Quarterback Warren Moon completed 21 of 32 passes for 273 yards and one touchdown in his initial NFL playoff game. Drew Hill and Ernest Givins combined for 13 catches for 173 yards, including six for 71 on third downs. Wide receiver Willie Drewrey's first NFL touchdown catch, a 29-yarder, gave the Oilers a 20-13 lead in the third quarter. However, Seattle quarterback Dave Krieg hit wide receiver Steve Largent on a 12-yard scoring pass in the final 1:47 to tie the score and send the game into overtime. Houston held a 47:44 to 20:21 time-of-possession advantage over Seattle and outgained the Seahawks 437 yards to 250.

Seattle	7	3	3	7	0	20
Houston	3	10	7	0	3	23

TEAM	SCORING PLAY	QTR-INTO
Seahawks	Largent 20 yd. pass from Krieg (Johnson kick)	1-3:16
Oilers	Zendejas 47 yd. field goal	1-10:16
Oilers	Rozier 1 yd. run (Zendejas kick)	2-1:43
Oilers	Zendejas 49 yd. field goal	2-8:11
Seahawks	Johnson 33 yd. field goal	2-11:50
Seahawks	Johnson 41 yd. field goal	3-6:37
Oilers	Drewrey 29 yd. pass from Moon (Zendejas kick)	3-12:26
Seahawks	Largent 12 yd. pass from Krieg (Johnson kick)	4-14:34
Oilers	Zendejas 42 yd. field goal	5-8:05

Missed FG: Zendejas 52R, 29L
Attendance: 49,622

	Seahawks	Oilers
First downs	11	27
3rd-down conversion-att	2-12-16%	10-18-55%
4th-down conversion-att	1-1-100%	0-0-0%
Total yards	250	437
Rushing yards	29	178
Passing yards	221	259
Passes-comp.-Int.	39-16-0	32-21-1
Punts-avg.	7-44.3	3-35.0
Punt return yards	2-66	4-27
Kickoff return yards	6-132	4-65
Fumbles-lost	1-1	2-1
Penalties-yards	3-20	4-25
Field goals made-att	2-2	3-5
Time of possession	20:21	47:44

RUSHING

OILERS	Att	Yds	Lg	TD	SEAHAWKS	Att	Yds	Lg	TD
Rozier	21	66	11	1	Williams	7	27	10	0
Highsmith	12	74	16	0	Morris	4	2	4	0
Pinkett	11	29	5	0					
Moon	4	-2	0	0					
Wallace	2	11	9	0					
TOTALS	**50**	**178**	**16**	**1**	**TOTALS**	**11**	**29**	**10**	**0**

PASSING

OILERS	Att	Cmp	Yds	TD-I	SEAHAWKS	Att	Cmp	Yds	TD-I
Moon	32	21	273	1-1	Krieg	38	16	237	2-0
					Williams	1	0	0	0-0
TOTALS	**32**	**21**	**273**	**1-1**	**TOTALS**	**39**	**16**	**237**	**2-0**

RECEIVING

OILERS	Rec	Yds	Lg	TD	SEAHAWKS	Rec	Yds	Lg	TD
Rozier	1	7	7	0	Largent	7	132	33	2
Hill	6	84	15	0	Butler	3	73	32	0
Givins	7	89	19	0	Williams	2	5	3	0
Pinkett	1	3	3	0	Skansi	2	13	7	0
Highsmith	2	17	11	0	Morris	1	6	6	0
Drewrey	3	62	29	1	Tice	1	8	8	0
Wallace	1	11	11	0					
TOTALS	**21**	**273**	**29**	**1**	**TOTALS**	**16**	**237**	**33**	**2**

INDIVIDUAL DEFENSE (press box stats)
OILERS – Leading Tackler: Bostic 2-3-5. Sacks: Childress 1.0, Meads 0.5, Lyles 0.5. Int.: Brown 1. FR: Bostic 1, Fuller 1.
SEAHAWKS – Leading Tackler: Bosworth 9-8-17. Sacks: Gaines 1, Bryant 1. Int.: Jenkins 1. FR: Young 1.

AFC DIVISIONAL PLAYOFF GAME – 1987
Denver 34, Houston 10
January 10, 1988 • Mile High Stadium

John Elway passed for two touchdowns and ran for a third as the Broncos defeated the Oilers 34-10 to become the first AFC West team since the San Diego Chargers of 1980 and 1981 to play in consecutive AFC Championship Games. Denver capitalized on two Houston turnovers to take a 14-0 first quarter lead. Safety Steve Wilson recovered Warren Moon's lateral to Mike Rozier at the Oilers' 1-yard line to set up Gene Lang's one-yard run. Karl Mecklenburg's interception on Houston's next possession led to Elway's first touchdown pass, a 27-yarder to Clarence Kay. Kay also caught a one-yarder in the second quarter for the first two-touchdown game of his four-year career. Elway, who completed 14 of 25 passes for 259 yards, scored on a three-yard run with 4:23 remaining to seal the win.

Denver	14	10	3	7	34	
Houston	0	3	0	7	10	

TEAM	SCORING PLAY	QTR-INTO
Broncos	Lang 1 yd. run (Karlis kick)	1-6:19
Broncos	Kay 27 yd. pass from Elway (Karlis kick)	1-13:34
Broncos	Karlis 43 yd. field goal	2-3:20
Oilers	Zendejas 46 yd. field goal	2-9:03
Broncos	Kay 1 yd. pass from Elway (Karlis kick)	2-13:08
Broncos	Karlis 23 yd. field goal	3-2:29
Oilers	Givins 19 yd. pass from Moon (Zendejas kick)	4-6:38
Broncos	Elway 3 yd. run (Karlis kick)	4-10:33

Missed FG: None
Attendance: 75,968

	Broncos	Oilers
First downs	19	20
3rd-down conversion-att	4-9-44%	8-16-50%
4th-down conversion-att	2-4-50%	1-1-100%
Total yards	316	337
Rushing yards	61	73
Passing yards	255	264
Passes-comp.-Int.	25-14-1	43-24-2
Punts-avg.	2-46.0	3-44.7
Punt return yards	2-15	0-0
Kickoff return yards	2-28	3-62
Fumbles-lost	0-0	2-1
Penalties-yards	4-35	10-73
Field goals made-att	2-2	1-1
Time of possession	27:27	32:33

RUSHING

OILERS	Att	Yds	Lg	TD	BRONCOS	Att	Yds	Lg	TD
Rozier	9	25	8	0	Winder	13	46	8	0
Pinkett	6	20	8	0	Sewell	5	9	5	0
Moon	5	15	7	0	Elway	4	8	4	1
Highsmith	5	13	11	0	Bell	2	7	5	0
Givins	1	0	0	0	Kubiak	2	-3	-1	0
					Lang	3	-6	1	1
TOTALS	**26**	**73**	**11**	**0**	**TOTALS**	**29**	**61**	**8**	**2**

PASSING

OILERS	Att	Cmp	Yds	TD-I	BRONCOS	Att	Cmp	Yds	TD-I
Moon	43	24	264	1-2	Elway	25	14	259	2-1
TOTALS	**43**	**24**	**264**	**1-2**	**TOTALS**	**25**	**14**	**259**	**2-1**

RECEIVING

OILERS	Rec	Yds	Lg	TD	BRONCOS	Rec	Yds	Lg	TD
Hill	5	93	24	0	Johnson	4	105	55	0
Givins	6	84	19	1	Kay	3	57	29	2
Duncan	4	32	13	0	Sewell	3	41	25	0
Highsmith	4	20	16	0	Lang	1	25	25	0
Drewrey	2	17	9	0	Boddie	1	15	15	0
Williams	1	7	7	0	Mobley	1	9	9	0
Rozier	1	6	6	0	Nattiel	1	7	7	0
Pinkett	1	5	5	0					
TOTALS	**24**	**264**	**24**	**1**	**TOTALS**	**14**	**259**	**55**	**2**

INDIVIDUAL DEFENSE (press box stats)
OILERS – Leading Tackler: Donaldson 7-1-8. Sacks: Martin 1. Int.: Allen 1. FR: None.
BRONCOS – Leading Tackler: Dennison 6-2-8. Sacks: None. Int.: Haynes 1, Mecklenburg 1. FR: Wilson 1.

PLAYOFF GAME SUMMARIES

AFC WILD CARD PLAYOFF GAME – 1988
Houston 24, Cleveland 23
December 24, 1988 • Cleveland Stadium

The Oilers advanced to the AFC divisional round of the playoffs for the second straight year with a 24-23 win over the Browns. Allen Pinkett scored two touchdowns within a 15-second span of the second quarter, and Warren Moon rallied Houston with 10 fourth-quarter points for the win. Moon's 14-yard scoring pass to Pinkett seven seconds into the second quarter capped a 17-play, 91-yard drive and gave Houston a 7-3 lead. Nose tackle Richard Byrd recovered Don Strock's fumble on the Browns' next play from scrimmage, and Pinkett scored one play later on a 16-yard run for a 14-9 halftime lead. Mike Pagel replaced the injured Strock and completed a 14-yard touchdown pass to Webster Slaughter late in the third quarter for Cleveland's last lead of the day 16-14. Moon directed a 76-yard drive capped by Lorenzo White's one-yard run as Houston regained the lead 21-16. Richard Johnson's interception on the Browns' next possession led to Tony Zendejas's game-winning 49-yard field goal with 1:54 to play.

Cleveland	3	6	7	7	23
Houston	7	7	0	10	24

TEAM	SCORING PLAY	QTR-INTO
Browns	Bahr 33 yd. field goal	1-5:17
Oilers	Pinkett 14 yd. pass from Moon (Zendejas kick)	2-0:07
Oilers	Pinkett 16 yd. run (Zendejas kick)	2-0:22
Browns	Bahr 26 yd. field goal	2-6:27
Browns	Bahr 28 yd. field goal	2-11:41
Brwns	Slaughter 14 yd. pass from Pagel (Bahr kick)	3-12:24
Oilers	White 1 yd. run (Zendejas kick)	4-2:35
Oilers	Zendejas 49 yd. field goal	4-13:06
Browns	Slaughter 2 yd. pass from Pagel (Bahr kick)	4-14:29

Missed FG: None
Attendance: 74,977

	Browns	Oilers
First downs	19	19
3rd-down conversion-att	5-12-41%	8-14-57%
4th-down conversion-att	0-0-0%	0-0-0%
Total yards	260	334
Rushing yards	68	129
Passing yards	192	205
Passes-comp.-Int.	28-19-1	26-16-3
Punts-avg.	3-35.3	3-37.7
Punt return yards	3-27	0-0
Kickoff return yards	3-75	5-72
Fumbles-lost	1-1	2-0
Penalties-yards	9-75	13-118
Field goals made-att	3-3	1-1
Time of possession	26:36	33:24

RUSHING

OILERS	Att	Yds	Lg	TD	BROWNS	Att	Yds	Lg	TD
Pinkett	14	82	27	1	Mack	12	14	7	0
Highsmith	2	3	3	0	Byner	9	57	16	0
White	12	30	5	1	Strock	1	0	0	0
Moon	6	16	12	0	Pagel	1	-1	-1	0
Givins	1	-2	-2	0	Fonteno	3	-2	5	0
TOTALS	**35**	**129**	**27**	**2**	**TOTALS**	**26**	**68**	**16**	**0**

PASSING

OILERS	Att	Cmp	Yds	TD-I	BROWNS	Att	Cmp	Yds	TD-I
Moon	26	16	213	1-3	Strock	3	2	13	0-0
					Pagel	25	17	179	2-1
TOTALS	**26**	**16**	**213**	**1-3**	**TOTALS**	**28**	**19**	**192**	**2-1**

RECEIVING

OILERS	Rec	Yds	Lg	TD	BROWNS	Rec	Yds	Lg	TD
Pinkett	2	24	14	1	Mack	1	6	6	0
White	1	1	1	0	Slaughter	5	58	18	2
Hill	5	73	22	0	Byner	3	10	8	0
Highsmith	1	8	8	0	Langhorne	6	57	17	0
Duncan	2	33	18	0	Weathers	2	27	18	0
Jeffires	3	52	35	0	Brennan	2	34	25	0
Givins	1	8	8	0					
Williams	1	14	14	0					
TOTALS	**16**	**213**	**35**	**1**	**TOTALS**	**19**	**192**	**25**	**2**

INDIVIDUAL DEFENSE (press box stats)
OILERS – Leading Tackler: Allen 7-1-8. Sacks: None. Int.: Johnson 1. FR: Byrd 1.
BROWNS – Leading Tackler: Golic 5-4-9. Sacks: Johnson 1.0. Int.: Wright 2, Harper 1. FR: None.

AFC DIVISIONAL PLAYOFF GAME – 1988
Buffalo 17, Houston 10
January 1, 1989 • Rich Stadium

Buffalo's special teams blocked a punt and a field goal, and the defense registered an interception and a fumble recovery in the fourth quarter, as the Bills advanced to their first-ever AFC Championship Game. Quarterback Jim Kelley completed a team-playoff record 19 of 33 passes for 244 yards with one interception. Rookie running back Thurman Thomas led all rushers with 75 yards on seven carries, including an 11-yard touchdown run that gave Buffalo a 14-3 lead in the third quarter. Robb Riddick's one-yard scoring run followed a blocked punt by safety Leonard Smith. Safety Mark Kelso intercepted a Warren Moon pass on the Oilers' second play of the fourth quarter. Derrick Burroughs's fumble recovery on Houston's next possession helped Buffalo preserve the win in their first-ever playoff game at Rich Stadium.

Buffalo	0	7	7	3	17
Houston	0	3	0	7	10

TEAM	SCORING PLAY	QTR-INTO
Bills	Riddick 1 yd. run (Norwood kick)	2-4:25
Oilers	Zendejas 35 yd. field goal	2-10:28
Bills	Thomas 11 yd. run (Norwood kick)	3-12:02
Bills	Norwood 27 yd. field goal	4-3:25
Oilers	Rozier 1 yd. run (Zendejas kick)	4-9:48

Missed FG: Zendejas 37 blocked, 31WL, Norwood 50, 36WL
Attendance: 79,532

	Bills	Oilers
First downs	18	20
3rd-down conversion-att	3-14-21%	3-12-25%
4th-down conversion-att	0-2-0%	0-0-0%
Total yards	372	351
Rushing yards	135	125
Passing yards	237	226
Passes-comp.-Int.	33-19-1	33-17-1
Punts-avg.	4-39.3	6-37.2
Punt return yards	4-56	1-6
Kickoff return yards	3-57	4-48
Fumbles-lost	1-0	5-2
Penalties-yards	8-57	8-60
Field goals made-att	1-3	1-3
Time of possession	28:53	31:07

RUSHING

OILERS	Att	Yds	Lg	TD	BILLS	Att	Yds	Lg	TD
Highsmith	5	57	31	0	Thomas	7	75	40	1
Rozier	13	44	8	0	Mueller	7	24	14	0
Moon	5	11	5	0	Kelly	3	18	10	0
Pinkett	3	13	10	0	Riddick	9	12	5	1
					Reed	1	-1	-1	0
					Harmon	1	7	7	0
					Byrum	1	0	0	0
TOTALS	**26**	**125**	**31**	**1**	**TOTALS**	**29**	**135**	**40**	**2**

PASSING

OILERS	Att	Cmp	Yds	TD-I	BILLS	Att	Cmp	Yds	TD-I
Moon	33	17	240	0-1	Kelly	33	19	244	0-1
TOTALS	**33**	**17**	**240**	**0-1**	**TOTALS**	**33**	**19**	**244**	**0-1**

RECEIVING

OILERS	Rec	Yds	Lg	TD	BILLS	Rec	Yds	Lg	TD
Hill	4	62	21	0	Reed	6	91	53	0
Highsmith	2	3	7	0	Metzelaars	1	7	7	0
Jeffires	5	78	27	0	Burkett	3	55	26	0
Givins	1	23	23	0	Johnson	3	31	18	0
Duncan	1	9	9	0	Harmon	5	58	17	0
Pinkett	2	21	15	0	Mueller	1	2	2	0
Harris	2	44	29	0					
TOTALS	**17**	**240**	**29**	**0**	**TOTALS**	**19**	**244**	**53**	**0**

INDIVIDUAL DEFENSE (press box stats)
OILERS – Leading Tackler: Brown 8-1-9, Grimsley 9-0-9. Sacks: Childress 1. Int.: Eaton 1. FR: Highsmith 1, Pinkett 1.
BILLS – Leading Tackler: Talley 7-0-7, Still 5-2-7. Sacks: Talley 1, Smith 1. Int.: Kelso 1. FR: Smith 1, Bennett 1.

PLAYOFF GAME SUMMARIES

AFC WILD CARD PLAYOFF GAME – 1989
Pittsburgh 26, Houston 23 (OT)
December 31, 1989 • Astrodome

Gary Anderson kicked a 50-yard field goal 3:26 into overtime to cap Pittsburgh's 26-23 comeback win over the Oilers and earn its first playoff victory since 1984. The Steelers, despite being outgained by Houston 380 to 289 total yards, led the game for more than three quarters. Rookie running back Tim Worley converted a fourth-and-one play into a nine-yard touchdown run and Anderson kicked field goals of 25, 30, and 48 yards for a 16-9 fourth-quarter lead. Warren Moon tied the score with an 18-yard touchdown pass to Ernest Givins and gave the Oilers their only lead, 23-16, when he found Givins on a nine-yard scoring pass with six minutes to play. Pittsburgh's Buddy Brister countered with an 82-yard, 11-play drive capped by Merril Hoge's one-yard touchdown plunge with 46 seconds remaining. Anderson's extra point tied the score and sent the game into overtime. Rod Woodson recovered Lorenzo White's fumble on the Oilers' first play in overtime to set up Anderson's decisive field goal.

Pittsburgh	7	3	3	10	3	26
Houston	0	6	3	14	0	23

TEAM	SCORING PLAY	QTR-INTO
Steelers	Worley 9 yd. run (Anderson kick)	1-12:07
Oilers	Zendejas 26 yd. field goal	2-5:53
Oilers	Zendejas 35 yd. field goal	2-8:50
Steelers	Anderson 25 yd. field goal	2-13:03
Oilers	Zendejas26 yd. field goal	3-3:30
Steelers	Anderson 30 yd. field goal	3-11:55
Steelers	Anderson 48 yd. field goal	4-0:30
Oilers	Givins 18 yd. pass from Moon (Zendejas kick)	4-5:46
Oilers	Givins 9 yd. pass from Moon (Zendejas kick)	4-8:58
Steelers	Hoge 2 yd. run (Anderson kick)	4-14:14
Steelers	Anderson 50 yd. field goal	5-3:26

Missed FG: Zendejas 55 Short
Attendance: 58,306

	Steelers	Oilers
First downs	17	22
3rd-down conversion-att	3-14-21%	8-18-44%
4th-down conversion-att	1-1-100%	0-0-0%
Total yards	289	380
Rushing yards	177	65
Passing yards	112	315
Passes-comp.-Int.	33-15-0	48-29-0
Punts-avg.	6-25.3	4-33.0
Punt return yards	2-20	1-0
Kickoff return yards	6-99	2-27
Fumbles-lost	1-1	3-1
Penalties-yards	5-40	8-45
Field goals made-att	4-4	3-4
Time of possession	27:42	35:44

RUSHING

OILERS	Att	Yds	Lg	TD	STEELERS	Att	Yds	Lg	TD
Highsmith	2	2	4	0	Hoge	17	100	49	1
Rozier	5	12	3	0	Worley	11	54	12	1
White	7	13	5	0	Brister	1	1	1	0
Pinkett	8	26	6	0	Stone	1	22	22	0
Moon	3	12	5	0					
TOTALS	**25**	**65**	**6**	**0**	**TOTALS**	**30**	**177**	**49**	**2**

PASSING

OILERS	Att	Cmp	Yds	TD-I	STEELERS	Att	Cmp	Yds	TD-I
Moon	48	29	315	2-0	Brister	33	15	127	0-0
TOTALS	**48**	**29**	**315**	**2-0**	**TOTALS**	**33**	**15**	**127**	**0-0**

RECEIVING

OILERS	Rec	Yds	Lg	TD	STEELERS	Rec	Yds	Lg	TD
Givins	11	136	30	2	Mularkey	3	40	20	0
Hill	6	98	32	0	Stock	1	7	7	0
Rozier	1	5	5	0	Worley	4	23	10	0
Jeffires	3	16	7	0	Hoge	3	26	17	0
Pinkett	3	24	12	0	Lipps	3	24	10	0
Duncan	2	15	9	0	Hill	1	7	7	0
Highsmith	3	21	11	0					
TOTALS	**29**	**315**	**32**	**2**	**TOTALS**	**15**	**127**	**20**	**0**

INDIVIDUAL DEFENSE (press box stats)
OILERS – Leading Tackler: Meads 6-4-10. Sacks: Fairs 1.0. Int.: None. FF: Brown 1. FR: McDowell 1, Moon 1, Pinkett 1.
STEELERS – Leading Tackler: Woodson 6-2-8, Lake 4-4-8. Sacks: None. Int.: None. FF: Woodson 1, Stone 1. FR: Woodson 1.

AFC WILD CARD PLAYOFF GAME – 1990
Cincinnati 41, Houston 14
January 6, 1991 • Riverfront Stadium

Boomer Esiason completed two touchdown passes and ran for a third in the Benglas' victory over the Oilers. Cincinnati built a 20-0 halftime lead as Ickey Woods ran one yard for a touchdown. Esiason flipped a two-yard scoring pass to Harold Green, and Jim Breech kicked two field goals (27 and 30 yards) in the first half. Cincinnati increased its lead to 34-0 in the third quarter when Eric Ball ran three yards for a touchdown and Esiason scored on a 10-yard keeper following James Francis's fumble recovery at Houston's 10-yard line. The Oilers scored on two touchdown passes from Cody Carlson to Ernest Givins (16 and 5 yards). Cincinnati held a 39:45 to 20:15 time-of-possession advantage.

Cincinnati	10	10	14	7	41
Houston	0	0	7	7	14

TEAM	SCORING PLAY	QTR-INTO
Bengals	Woods 1 yd. run (Breech kick)	1-6:24
Bengals	Breech 27 yd. field goal	1-13:50
Bengals	Green 2 yd. pass from Esiason (Breech kick)	2-5:42
Bengals	Breech 30 yd. field goal	2-14:17
Bengals	Ball 3 yd. run (Breech kick)	3-3:26
Bengals	Esiason10 yd. run (Breech kick)	3-3:51
Oilers	Givins 16 yd. pass from Carlson (Garcia kick)	3-9:45
Bengals	Kattus 9 yd. pass from Esiason (Breech kick)	4-0:51
Oilers	Givins 5 yd. pass from Carlson (Garcia kick)	4-8:01

Missed FG: None
Attendance: 60,012

	Bengals	Oilers
First downs	24	13
3rd-down conversion-att	4-13-30%	2-9-22%
4th-down conversion-att	2-2-100%	0-0-0%
Total yards	349	226
Rushing yards	187	67
Passing yards	162	165
Passes-comp.-Int.	25-15-1	33-16-1
Punts-avg.	3-45.0	6-42.6
Punt return yards	3-42	1-19
Kickoff return yards	3-58	6-114
Fumbles-lost	1-0	2-1
Penalties-yards	4-40	5-33
Field goals made-att	2-2	0-0
Time of possession	39:45	20:15

RUSHING

OILERS	Att	Yds	Lg	TD	BENGALS	Att	Yds	Lg	TD
White	4	2	5	0	Woods	6	11	4	1
Carlson	4	22	12	0	Brooks	6	17	14	0
Pinkett	5	43	16	0	Esiason	5	57	14	1
					Ball	7	33	14	1
					Green	11	55	12	0
					Jennings	6	16	10	0
					Wilhelm	3	-2	0	0
TOTALS	**13**	**67**	**16**	**0**	**TOTALS**	**44**	**187**	**14**	**3**

PASSING

OILERS	Att	Cmp	Yds	TD-I	BENGALS	Att	Cmp	Yds	TD-I
Carlson	33	16	165	2-1	Esiason	20	14	150	2-0
					Wilhelm	5	1	12	0-0
TOTALS	**33**	**16**	**165**	**2-1**	**TOTALS**	**25**	**15**	**162**	**2-0**

RECEIVING

OILERS	Rec	Yds	Lg	TD	BENGALS	Rec	Yds	Lg	TD
White	1	5	5	0	Jennings	2	15	12	0
Hill	1	5	5	0	Holman	2	51	46	0
Jeffires	2	33	23	0	Woods	2	13	9	0
Duncan	1	15	15	0	McGee	2	23	19	0
Harris	4	37	17	0	Green	2	15	13	1
Givins	6	60	16	2	Brown	2	14	9	0
Pinkett	1	10	10	0	Kattus	2	19	10	1
					Barber	1	12	12	0
TOTALS	**16**	**165**	**23**	**2**	**TOTALS**	**12**	**152**	**46**	**2**

INDIVIDUAL DEFENSE (press box stats)
OILERS – Leading Tackler: Kinard 8-4-12. Sacks: None. Int.: None. FF: None. FR: None.
BENGALS – Leading Tackler: Thomas 6-1-7. Sacks: None. Int.: Fulcher 1. FF: None. FR: Francis 1, Jennings 1.

PLAYOFF GAME SUMMARIES

AFC WILD CARD PLAYOFF GAME – 1991
Houston 17, N.Y. Jets 10
December 29, 1991 • Astrodome

Warren Moon threw a pair of touchdown passes to Ernest Givins and the Oilers' defense stopped the Jets inside Houston's 5-yard line twice in the second half to preserve the victory. The Oilers led 14-10 entering the third quarter, when the Jets took the second-half kickoff and consumed more than eight minutes while driving to the Houston 8-yard line. On third down, Ken O'Brien's pass was intercepted by safety Bubba McDowell at the 2. After Al Del Greco's 53-yard field goal put the Oilers ahead 17-10 early in the fourth quarter, New York drove to the Houston 3. But on third down, Al Smith stopped Brad Baxter for no gain. The Jets had one more chance after recovering Moon's fumble at the Oilers' 26 with 4:59 left in the game, but New York could not convert a first down. For Houston, Moon completed 28 of 40 passes for 271 yards, and Drew Hill had nine catches for 77 yards.

New York	0	10	0	0	10
Houston	7	7	0	3	17

TEAM	SCORING PLAY	QTR-INTO
Oilers	E. Givins 5 yd. pass from Moon (Del Greco kick)	1-9:16
Jets	A. Toon 10 yd. pass from O'Brien (Allegre kick)	2-2:44
Oilers	E. Givins 20 yd. pass from Moon (Del Greco kick)	2-11:04
Jets	Allegre 33 yd. field goal	2-14:56
Oilers	Del Greco 53 yd. field goal	4-1:31

Missed FG: Greco 46WR
Attendance: 61,485

	Jets	Oilers
First downs	18	21
3rd-down conversion-att	6-12-50%	8-14-57%
4th-down conversion-att	0-2-0%	0-0-0%
Total yards	285	303
Rushing yards	71	71
Passing yards	214	232
Passes-comp.-Int.	31-21-3	40-28-1
Punts-avg.	2-36	2-44.5
Punt return yards	0-0	0-0
Kickoff return yards	3-54	1-0
Fumbles-lost	0-0	3-1
Penalties-yards	5-45	8-55
Field goals made-att	1-1	1-2
Time of possession	26:20	33:40

RUSHING

OILERS	Att	Yds	Lg	TD	JETS	Att	Yds	Lg	TD
L. White	17	65	12	0	J. Hector	11	43	8	0
W. Moon	3	6	7	0	B. Baxter	5	14	5	0
					K. O'Brien	2	10	8	0
					F. McNeil	5	4	5	0
TOTALS	**20**	**71**	**12**	**0**	**TOTALS**	**23**	**71**	**8**	**0**

PASSING

OILERS	Att	Cmp	Yds	TD-I	JETS	Att	Cmp	Yds	TD-I
W. Moon	40	28	271	2-1	K. O'Brien	31	21	221	1-3
TOTALS	**40**	**28**	**271**	**2-1**	**TOTALS**	**31**	**21**	**221**	**1-3**

RECEIVING

OILERS	Rec	Yds	Lg	TD	JETS	Rec	Yds	Lg	TD
E. Givins	6	83	35	2	A. Toon	8	96	22	1
D. Hill	9	77	20	0	R. Moore	4	70	31	0
H. Jeffires	4	49	24	0	F. McNeil	4	23	10	0
L. White	4	31	17	0	M. Boyer	3	20	11	0
C. Duncan	4	24	8	0	T. Mathis	2	12	6	0
L. Harris	1	7	7	0					
TOTALS	**28**	**271**	**35**	**2**	**TOTALS**	**21**	**221**	**31**	**1**

INDIVIDUAL DEFENSE (press box stats)

OILERS – Leading Tackler: Lathon 4-7-11. Sacks: Williams 1. Int.: McDowell 2, Orlando 1. FF: None. FR: Moon 2.
JETS – Leading Tackler: Clifton 5-6-11, Stargell 8-3-11. Sacks: Lewis 2.0, Lageman 1.0, Young 1.0 . Int.: McMillan 1. FF: Young 1, Lageman 1. FR: Stargell 1.

AFC DIVISIONAL PLAYOFF GAME – 1991
Denver 26, Houston 24
January 4, 1992 • Mile High Stadium

David Treadwell's 28-yard field goal with 16 seconds remaining capped a dramatic 87-yard drive in the closing moments to lift the Broncos over the Oilers. Treadwell's winning kick came shortly after John Elway's 44-yard completion to Vance Johnson on fourth-and-10 from the Denver 35-yard line. Earlier on the drive, Elway scrambled seven yards for a first down on fourth-and-6 from the 28. And it was Elway's 22-yard completion to Michael Young that got the Broncos out of a hole at their own 2-yard line. Denver started the winning drive there with no time outs left after Houston's Greg Montgomery dropped his punt out of bounds with 2:07 left in the game. Warren Moon passed for three touchdowns as Houston built first half leads of 14-0 and 21-6. But the Broncos defense stiffened, allowing only a field goal in the second half.

Denver	6	7	3	10	26
Houston	14	7	0	3	24

TEAM	SCORING PLAY	QTR-INTO
Oilers	H. Jeffires 15 yd. pass from Moon (Del Greco kick)	1-1:46
Oilers	D. Hill 9 yd. pass frm Moon (Del Greco kick)	1-9:44
Broncos	V. Johnson 10 yd. pass from Elway (kick no good)	1-13:43
Oilers	C. Duncan 6 yd. pass from Moon (Del Greco kick)	2-4:05
Broncos	G. Lewis 1 yd. run (Treadwell kick)	2-14:21
Broncos	D. Treadwell 49 yd. field goal	3-13:02
Oilers	A. Del Greco 25 yd. field goal	4-1:35
Broncos	G. Lewis 1 yd. run (Treadwell kick)	4-8:07
Broncos	D. Treadwell 28 yd. field goal	4-14:44

Missed FG: Del Greco 33WR
Attendance: 75,301

	Broncos	Oilers
First downs	26	23
3rd-down conversion-att	5-11-45%	5-8-63%
4th-down conversion-att	3-3-100%	0-0-0%
Total yards	418	422
Rushing yards	151	97
Passing yards	267	325
Passes-comp.-Int.	34-20-1	36-27-1
Punts-avg.	2-40.5	1-44
Punt return yards	0-0	0-0
Kickoff return yards	4-88	6-82
Fumbles-lost	3-0	0-0
Penalties-yards	6-70	13-85
Field goals made-att	2-2	1-2
Time of possession	29:34	30:26

RUSHING

OILERS	Att	Yds	Lg	TD	BRONCOS	Att	Yds	Lg	TD
L. White	17	79	10	0	G. Green	17	59	14	0
W. Moon	2	18	15	0	J. Elway	6	39	15	0
					R. Rivers	1	3	3	0
					G. Lewis	3	2	1	2
					S. Sewell	4	48	19	0
TOTALS	**19**	**97**	**15**	**0**	**TOTALS**	**31**	**151**	**19**	**2**

PASSING

OILERS	Att	Cmp	Yds	TD-I	BRONCOS	Att	Cmp	Yds	TD-I
W. Moon	36	27	325	3-1	J. Elway	33	19	257	1-1
					S. Sewell	1	1	10	0-0
TOTALS	**36**	**27**	**325**	**3-1**	**TOTALS**	**34**	**20**	**267**	**1-1**

RECEIVING

OILERS	Rec	Yds	Lg	TD	BRONCOS	Rec	Yds	Lg	TD
H. Jeffires	7	99	49	1	C. Kay	1	8	8	0
L. White	5	35	10	0	V. Johnson	5	78	44	1
E. Givins	6	111	29	0	D. Russell	1	20	20	0
D. Hill	2	21	12	1	S. Sharpe	3	20	7	0
C. Duncan	6	40	11	1	M. Young	4	85	32	0
T. Jones	1	19	19	0	R. Nattiel	2	27	23	0
					S. Sewell	3	28	16	0
					G. Green	1	1	1	0
TOTALS	**27**	**325**	**49**	**3**	**TOTALS**	**20**	**267**	**44**	**1**

INDIVIDUAL DEFENSE (press box stats)

OILERS – Leading Tackler: A. Smith 6-1-7, L. Lathon 6-1-7. Sacks: None. Int.: R. Johnson 1. FF: B. Orlando 1, A. Smith 1. FR: None.
BRONCOS – Leading Tackler: C. Dimry 9-0-9, M. Brooks 7-2-9. Sacks: None. Int.: S. Atwater 1. FF: None. FR: J. Davidson 1.

PLAYOFF GAME SUMMARIES

AFC WILD CARD PLAYOFF GAME – 1992
Buffalo 41, Houston 38 (OT)
January 3, 1993 • Rich Stadium

Warren Moon threw for 220 yards and four touchdowns in the first half as Houston jumped out to a 28-3 lead. Early in the third quarter, Oilers defensive back Bubba McDowell intercepted Frank Reich's first pass of the second half and returned it 58 yards for a touchdown as the Oilers took a commanding 32-point lead, 35-3. Then, Buffalo started the comeback, advancing 50 yards to score on Davis' 1-yard touchdown run to cut the deficit to 35-10. After a recovered onside kick by the Bills which led to a touchdown, and a 26-yard touchdown pass to wide receiver Andre Reed, the lead was trimmed to 35-24. On the Oilers' ensuing possession, Bills safety Henry Jones intercepted a pass from Moon which led to another touchdown pass from Reich to Reed. Kicker Al Del Greco attempted a field goal to increase the Oilers' lead, but the snap was fumbled. The Bills then scored on a 17-yard touchdown pass, taking the lead 38-35 with three minutes remaining in the game. A last minute drive ending in a 26-yard field goal from Del Greco would send the game into overtime. Early in overtime, Bills defensive back Nate Odomes intercepted a pass from Moon, setting up Steve Christie's 32-yard game-winning field goal.

Buffalo	3	0	28	7	3	41
Houston	7	21	7	3	0	38

TEAM	SCORING PLAY	QTR-LEFT
Oilers	H. Jeffires 3 pass from W. Moon (A. Del Greco kick)	1-5:51
Bills	S. Christie 36 field goal	1-1:24
Oilers	W. Slaughter 7 pass from W. Moon (A. Del Greco kick)	2-8:59
Oilers	C. Duncan 26 pass from W. Moon (A. Del Greco kick)	2-4:09
Oilers	H. Jeffires 27 pass from W. Moon (A. Del Greco kick)	2-0:14
Oilers	B. McDowell 58 INT return (A. Del Greco kick)	3-13:19
Bills	K. Davis 1 run (D. Christie, kick)	3-8:52
Bills	D. Beebe 38 pass from F. Reich (D. Christie kick)	3-7:56
Bills	A. Reed 26 pass from F. Reich (D. Christie kick)	3-4:21
Bills	A. Reed 18 pass from F. Reich (D. Christie kick)	3-2:00
Bills	A. Reed 17 pass from F. Reich (D. Christie kick)	4-3:08
Oilers	A. Del Greco 26 field goal	4-0:12
Bills	D. Christie 32 field goal	5-11:54

Missed FG: None
Attendance: 75,141

	Bills	Oilers
First downs	19	27
3rd-down conversion-att	8-15-53%	6-14-43%
4th-down conversion-att	2-3-67%	2-3-67%
Total yards	366	429
Rushing yards	98	82
Passing yards	268	347
Passes-comp.-Int.	34-21-1	50-36-2
Punts-avg.	2-35	2-24.5
Punt return yards	0-0	1-7
Kickoff return yards	5-55	4-27
Fumbles-lost	0-0	2-0
Penalties-yards	4-30	4-30
Field goals made-att	2-2	1-1
Time of possession	25:27	37:39

RUSHING

OILERS	Att	Yds	Lg	TD	BILLS	Att	Yds	Lg	TD
W. Moon	2	7	5	0	T. Thomas	11	26	6	0
L. White	19	75	14	0	K. Davis	13	68	35	1
Montgomery	1	0	0	0	C. Gardner	1	5	5	0
					F. Reich	1	-1	-1	0
TOTALS	**22**	**82**	**14**	**0**	**TOTALS**	**26**	**98**	**35**	**1**

PASSING

OILERS	Att	Cmp	Yds	TD-I	BILLS	Att	Cmp	Yds	TD-I
W. Moon	50	36	371	4-2	F. Reich	34	21	289	4-1
TOTALS	**50**	**36**	**371**	**4-2**	**TOTALS**	**34**	**21**	**289**	**4-1**

RECEIVING

OILERS	Rec	Yds	Lg	TD	BILLS	Rec	Yds	Lg	TD
C. Duncan	8	57	26	1	P. Metzelaars	3	43	2	0
W. Slaughter	8	73	18	1	A. Reed	8	136	27	3
H. Jeffires	8	98	32	2	T. Thomas	2	-3	1	0
E. Givins	9	117	27	0	D.Beebe	4	64	38	1
L. Harris	2	15	9	0	J. Lofton	2	24	18	0
L. White	1	11	11	0	K. Davis	2	25	19	0
TOTALS	**36**	**371**	**32**	**4**	**TOTALS**	**21**	**289**	**38**	**4**

INDIVIDUAL DEFENSE (press box stats)
OILERS – Leading Tackler: A. Smith 4-3-7. Sacks: W. Fuller 2.0, S. Jones 1.0. Int.: B. McDowell 1. FF: None. FR: None.
BILLS – Leading Tackler: P. Hansen 10-0-10. Sacks: J. Wright 2.0, P. Hansen 1.0, D. Talley 1.0. Int.: H. Jones 1, N. Odomes 1. FF: D. Talley 1. FR: None.

AFC DIVISIONAL PLAYOFF GAME – 1993
Kansas City 28, Houston 20
January 16, 1994 • Astrodome

Joe Montana threw three second-half touchdown passes, including two just 54 seconds apart in the fourth quarter, to rally the Chiefs past the Oilers. Houston, which entered the game with an 11-game winning streak, jumped out to a 10-0 lead in the opening quarter and still led 13-7 after Al Del Greco's 43-yard field goal with 9:37 remaining in the fourth quarter. But Kansas City marched 71 yards in only 59 seconds, the key play a 38-yard pass interference penalty against Oilers cornerback Cris Dishman, to take the lead for the first time on Montana's 11-yard touchdown pass to J.J. Birden. On the next play from scrimmage, Chiefs linebacker Derrick Thomas sacked Warren Moon, forcing a fumble that defensive tackle Dan Saleaumua recovered at the Oilers' 12-yard line. On third down, Montana's 18-yard touchdown pass to Willie Davis put Kansas City ahead 21-13 with 7:44 left. Houston drove 80 yards to a touchdown to pull within one point with 3:45 to go, but Marcus Allen's 21-yard touchdown run at the 1:55 mark sealed the Oilers' fate.

Kansas City	0	0	7	21	28
Houston	10	0	0	10	20

TEAM	SCORING PLAY	QTR-LEFT
Oilers	A. Del Greco 49 field goal	1-11:10
Oilers	C. Brown 2 run (A. Del Greco kick)	1-1:59
Chiefs	K. Cash 7 pass from J. Montana (N. Lowery kick)	3-10:19
Oilers	A. Del Greco 43 field goal	4-9:37
Chiefs	J. Birden 11 pass from J. Montana (N. Lowery kick)	4-8:38
Chiefs	W. Davis 18 pass from J. Montana (N. Lowery kick)	4-7:44
Oilers	E. Givins 7 pass from W. Moon (A. Del Greco kick)	4-3:35
Chiefs	M. Allen 21 run (N. Lowery kick)	4-1:55

Missed FG: None
Attendance: 64,011

	Chiefs	Oilers
First downs	18	19
3rd-down conversion-att	6-12-50%	7-15-47%
4th-down conversion-att	0-1-0%	0-1-0%
Total yards	354	277
Rushing yards	71	39
Passing yards	283	238
Passes-comp.-Int.	38-22-2	43-32-1
Punts-avg.	3-45	5-48.6
Punt return yards	4-44	1-12
Kickoff return yards	2-38	3-50
Fumbles-lost	0-0	7-2
Penalties-yards	7-51	3-63
Field goals made-att	0-0	2-2
Time of possession	24:18	35:42

RUSHING

OILERS	Att	Yds	Lg	TD	CHIEFS	Att	Yds	Lg	TD
W. Moon	3	22	17	0	M. Allen	14	74	21	1
G. Brown	11	17	5	1	D. Krieg	2	-2	-1	0
					K. Anders	1	0	0	0
					J. Montana	1	-1	-1	0
TOTALS	**14**	**39**	**17**	**1**	**TOTALS**	**18**	**71**	**21**	**1**

PASSING

OILERS	Att	Cmp	Yds	TD-I	CHIEFS	Att	Cmp	Yds	TD-I
W. Moon	43	32	306	1-1	J. Montana	38	22	299	3-2
TOTALS	**43**	**32**	**306**	**1-1**	**TOTALS**	**38**	**22**	**299**	**3-2**

RECEIVING

OILERS	Rec	Yds	Lg	TD	CHIEFS	Rec	Yds	Lg	TD
H. Jeffires	9	88	28	0	J. Birden	6	60	14	1
E. Givins	7	63	15	1	W. Davis	5	96	36	1
G. Wellman	6	80	30	0	K. Cash	4	80	41	1
C. Duncan	6	49	14	0	T. Barnett	2	24	14	0
G. Brown	4	26	12	0	T. McNair	2	9	9	0
					M. Allen	1	12	12	0
					J. Hayes	1	9	9	0
					F. Jones	1	9	9	0
TOTALS	**32**	**306**	**30**	**1**	**TOTALS**	**22**	**299**	**41**	**3**

INDIVIDUAL DEFENSE (press box stats)
OILERS – Leading Tackler: B. Orlando 8-2-10. Sacks: W. Fuller 1.0, L. Lathon 1.0 . Int.: S. Jackson 1, T. Hoage 1. FF: None. FR: None.
CHIEFS – Leading Tackler: A. Lewis 8-0-8, M. Bayless 6-2-8, C. Mincy 6-2-8. Sacks: A. Lewis 2.0, D. Thomas 2.0, B. Thompson 2.0, N. Smith 1.0, J. Phillips 1.0. Int.: C. Mincy 1. FF: None. FR: Saleaumua 1.

PLAYOFF GAME SUMMARIES

AFC WILD CARD PLAYOFF GAME – 1999
Tennessee 22, Buffalo 16
January 8, 2000 • Adelphia Coliseum

One of the most memorable finishes in NFL playoff history gave the Titans the franchise's first playoff win since 1991, a 22-16 stunner over the visiting Buffalo Bills. After Steve Christie kicked a 41-yard field goal to give Buffalo a 16-15 lead with 16 seconds remaining, Kevin Dyson returned a Frank Wycheck lateral on the ensuing kickoff 75 yards for a touchdown with three seconds left in the game. The play, quickly dubbed as the "Music City Miracle," gave Tennessee a 22-16 lead that turned into a victory after Buffalo's last-ditch hopes for a matching return touchdown were thwarted. Eddie George paced Tennessee's offense with a 29-carry, 106-yard performance. The victory, in front of a franchise-record crowd at Adelphia Coliseum, allowed the franchise to advance to the AFC Divisional Playoffs for the first time since 1993. The Titans took a 12-0 lead into intermission, but the Bills stormed back behind two touchdowns from Antowain Smith that gave Buffalo a 13-12 lead with 11:08 remaining. Al Del Greco's 36-yard field goal gave the Titans a 15-13 lead with 1:48 remaining, setting up the game's final dramatic moments.

Buffalo	0	0	7	9	16
Tennessee	0	12	0	10	22

TEAM	SCORING PLAY	QTR-LEFT
Titans	R. Johnson sacked by J. Kearse for safety	2-11:19
Titans	S. McNair 1 run (A. Del Greco kick)	2-7:55
Titans	A. Del Greco 40 field goal	2-0:00
Bills	A. Smith 4 run (S. Christie kick)	3-12:28
Bills	A. Smith 1 run (Two-pt. attempt failed)	4-11:08
Titans	A. Del Greco 36 field goal	4-1:48
Bills	S. Christie 41 field goal	4-0:16
Titans	K. Dyson 75 kickoff return (A. Del Greco kick)	4-0:03

Missed FG: A. Del Greco 43WL
Attendance: 66,782

	Bills	Titans
First downs	13	16
3rd-down conversion-att	5-13-38%	4-16-25%
4th-down conversion-att	0-0-0%	0-0-0%
Total Yards	219	194
Rushing yards	123	139
Passing yards	96	55
Passes-comp.-Int.	22-10-0	24-13-0
Punts-avg.	8-38.5	7-41
Punt return yards	3-10	6-32
Kickoff return yards	4-73	5-192
Fumbles-lost	2-2	2-1
Penalties-yards	10-59	2-12
Field goals made-att	1-2	2-2
Time of possession	24:54	35:06

RUSHING

TITANS	Att	Yds	Lg	TD	BILLS	Att	Yds	Lg	TD
E. George	29	106	9	0	A. Smith	14	79	44	2
S. McNair	6	19	10	1	J. Linton	5	25	12	0
R. Thomas	4	14	13	0	T. Thomas	5	10	9	0
					R. Johnson	3	9	4	0
TOTALS	**39**	**139**	**13**	**1**	**TOTALS**	**27**	**123**	**44**	**2**

PASSING

TITANS	Att	Cmp	Yds	TD-I	BILLS	Att	Cmp	Yds	TD-I
S. McNair	24	13	76	0-1	R. Johnson	22	10	131	0-0
TOTALS	**24**	**13**	**76**	**0-1**	**TOTALS**	**22**	**10**	**131**	**0-0**

RECEIVING

TITANS	Rec	Yds	Lg	TD	BILLS	Rec	Yds	Lg	TD
F. Wycheck	4	29	14	0	P. Price	5	62	15	0
J. Harris	4	20	10	0	E. Moulds	3	62	37	0
E. George	2	4	3	0	S. Gash	1	6	6	0
C. Sanders	1	11	11	0	B. Collins	1	1	1	0
Y. Thigpen	1	8	8	0					
K. Dyson	1	4	4	0					
TOTALS	**13**	**76**	**14**	**0**	**TOTALS**	**10**	**131**	**37**	**0**

INDIVIDUAL DEFENSE (press box stats)
TITANS – Leading Tackler: B. Bishop 6-1-7. Sacks: J. Kearse 2.0, J. Fisk 1.0, S. Rolle 1.0, J. Evans 1.0, K. Holmes 1.0. Int.: None. FF: J. Kearse 1. FR: B. Wortham 1.
BILLS – Leading Tackler: J. Holecek 10-3-13. Sacks: B. Smith 2.5, P. Hansen 0.5. Int.: A. Winfield 1. FF: K. Schulz 1. FR: P. Hansen 1.

AFC DIVISIONAL PLAYOFF GAME – 1999
Tennessee 19, Indianapolis 16
January 16, 2000 • RCA Dome

Eddie George ran for a franchise playoff-record 162 yards and a touchdown as the Tennessee Titans advanced to their first AFC Championship Game since 1979 with a 19-16 victory over the Indianapolis Colts at the RCA Dome. George's 68-yard touchdown run on the first drive of the third quarter gave the Titans the lead for good, and Tennessee's defense held rookie standout Edgerrin James to only 56 yards rushing on 20 carries. Al Del Greco set franchise post-season records for field goals in a game and a career, kicking two of his four field goals in each half to give him 11 for his career. Indiana native Blaine Bishop led the inspired Tennessee defense with 11 tackles and two passes defensed, and the defensive unit as a whole held Peyton Manning in check, with the second-year signal caller completing only 19 of 43 passes for 227 yards in the loss. The Colts pulled within three points with 1:51 remaining on Manning's 15-yard TD run, but Yancey Thigpen sealed Tennessee's victory by recovering Danny Kight's ensuing onside kick.

Indianapolis	3	6	0	7	16
Tennessee	0	6	7	6	19

TEAM	SCORING PLAY	QTR-LEFT
Colts	M. Vanderjagt 40 field goal	1-7:13
Titans	A. Del Greco 49 field goal	2-14:56
Colts	M. Vanderjagt 40 field goal	2-5:38
Titans	A. De lGreco 37 field goal	2-3:15
Colts	M.Vanderjagt 34 field goal	2-0:01
Titans	E. George 68 run (A. Del Greco kick)	3-13:19
Titans	A. Del Greco 25 field goal	4-12:57
Titans	A. Del Greco 43 fied goal	4-4:19
Colts	P. Manning 15 run (M. Vanderjagt kick)	4-1:51

Missed FG: None
Attendance: 57,097

	Colts	Titans
First downs	19	13
3rd-down conversion-att	5-15-33%	3-14-21%
4th-down conversion-att	0-1-0%	0-0-0%
Total yards	305	309
Rushing yards	78	197
Passing yards	227	112
Passes-comp.-Int.	43-19-0	24-13-0
Punts-avg.	7-48.6	5-52
Punt return yards	2-24	3-49
Kickoff return yards	6-87	2-47
Fumbles-lost	1-0	1-1
Penalties-yards	7-60	9-78
Field goals made-att	3-3	4-4
Time of possession	28:55	31:05

RUSHING

TITANS	Att	Yds	Lg	TD	COLTS	Att	Yds	Lg	TD
E. George	26	162	68	1	E. James	20	56	14	0
S. McNair	7	35	29	0	P. Manning	2	22	15	1
TOTALS	**33**	**197**	**68**	**1**	**TOTALS**	**22**	**78**	**15**	**1**

PASSING

TITANS	Att	Cmp	Yds	TD-I	COLTS	Att	Cmp	Yds	TD-I
S. McNair	24	13	112	0-0	P. Manning	43	19	227	0-0
TOTALS	**24**	**13**	**112**	**0-0**	**TOTALS**	**43**	**19**	**227**	**0-0**

RECEIVING

TITANS	Rec	Yds	Lg	TD	COLTS	Rec	Yds	Lg	TD
Y. Thigpen	3	19	7	0	M. Harrison	5	65	25	0
F. Wycheck	3	16	6	0	J. Pathon	5	44	13	0
E. George	3	14	6	0	T. Wilkins	4	55	23	0
C. Sanders	2	38	26	0	K. Dilger	2	12	7	0
K. Dyson	2	25	15	0	E.G. Green	1	33	33	0
					M. Pollard	1	10	10	0
					E. James	1	8	8	0
TOTALS	**13**	**112**	**26**	**0**	**TOTALS**	**19**	**227**	**33**	**0**

INDIVIDUAL DEFENSE (press box stats)
TITANS – Leading Tackler: B. Bishop 6-1-7. Sacks: None . Int.: None. FF: D. Sidney 1. FR: None.
COLTS– Leading Tackler: M. Barber 9-1-10. Sacks: None. Int.: None. FF: None. FR: M. Thomas 1.

PLAYOFF GAME SUMMARIES

AFC CHAMPIONSHIP GAME – 1999
Tennessee 33, Jacksonville 14
January 23, 2000 • Alltel Stadium

The Titans advanced to the Super Bowl for the first time in franchise history by defeating the Jacksonville Jaguars for the third time in the same season, 33-14, at Alltel Stadium. Steve McNair ran for 91 yards and two second-half touchdowns, combining with Eddie George for 177 yards rushing on the afternoon. The Titans' defense turned in a dominant performance, forcing six Jacksonville turnovers, including two fumbles and two interceptions from Mark Brunell. Jacksonville led 14-7 on a 33-yard TD run by James Stewart. But the Titans then scored 26 unanswered points, including an Al Del Greco 34-yard field goal that cut the Jaguar lead to 14-10 at halftime. McNair scored on a 1-yard run with 9:24 remaining in the third quarter, and after Mark Brunell was dropped for a safety, Derrick Mason ran the ensuing free kick 80 yards for a touchdown. McNair scored his second touchdown of the game with seven minutes remaining, sealing the 33-14 outcome. The win gave the Titans their first AFC Championship since the AFL-NFL merger, and advanced them to Super Bowl XXXIV against St. Louis.

Jacksonville	7	7	0	0	14
Tennessee	7	3	16	7	33

TEAM	SCORING PLAY	QTR-LEFT
Jaguars	K. Brady 7 pass from M.Brunell(M. Hollis kick)	1-11:20
Titans	Y. Thigpen 9 pass from S. McNair (A. Del Greco kick)	1-5:30
Jaguars	J. Stewart 33 run (M. Hollis kick)	2-4:36
Titans	A. Del Greco 34 field goal	2-0:20
Titans	S. McNair 1 run (A. Del Greco kick)	3-9:24
Titans	M. Brunell sacked by J. Evans & J. Fisk for safety	3-5:13
Titans	D. Mason 80 kickoff return (A. Del Greco kick)	3-4:56
Titans	S. McNair 1 run (A. Del Greco kick)	4-6:59

Missed FG: None
Attendance: 75,206

	Jaguars	Titans
First downs	20	17
3rd-down conversion-att	3-10-30%	3-10-30%
4th-down conversion-att	0-2-0%	0-0-0%
Total yards	360	289
Rushing yards	144	177
Passing yards	216	112
Passes-comp.-Int.	38-19-2	23-14-1
Punts-avg.	3-45.3	5-39.8
Punt return yards	3-2	2-14
Kickoff return yards	6-80	4-174
Fumbles-lost	5-4	5-3
Penalties-yards	9-100	5-39
Field goals made-att	0-0	1-1
Time of possession	28:24	31:36

RUSHING

TITANS	Att	Yds	Lg	TD	JAGUARS	Att	Yds	Lg	TD
S. McNair	9	91	51	2	F. Taylor	19	110	31	0
E. George	25	86	20	0	J. Stewart	3	35	33	1
					M. Brunell	1	-1	-1	0
TOTALS	**34**	**177**	**51**	**2**	**TOTALS**	**23**	**144**	**33**	**1**

PASSING

TITANS	Att	Cmp	Yds	TD-I	JAGUARS	Att	Cmp	Yds	TD-I
S. McNair	23	14	112	1-1	M. Brunell	38	19	226	1-2
TOTALS	**23**	**14**	**112**	**1-1**	**TOTALS**	**38**	**19**	**226**	**1-2**

RECEIVING

TITANS	Rec	Yds	Lg	TD	JAGUARS	Rec	Yds	Lg	TD
J. Harris	3	33	15	0	K. McCardell	6	67	18	0
E. George	3	19	15	0	J. Smith	5	92	37	0
I. Byrd	2	19	11	0	K. Brady	5	44	17	1
Y. Thigpen	2	16	9	1	F. Taylor	2	16	9	0
F. Wycheck	2	12	8	0	D. Jones	1	7	7	0
K. Dyson	1	12	1	0					
L. Neal	1	1	1	0					
TOTALS	**14**	**112**	**15**	**1**	**TOTALS**	**19**	**226**	**37**	**1**

INDIVIDUAL DEFENSE (press box stats)

TITANS – Leading Tackler: E. Robinson 6-1-7. Sacks: B. Bishop 1.0, K. Holmes 1.0, J. Evans 0.5, J. Fisk 0.5. Int.: M. Robertson 1, D. Mitchell 1. FF: E. Robinson 2, B. Bishop 1, K. Holmes 1. FR: D. Walker 1, J. Kearse 1, J. Fisk 1.
JAGUARS– Leading Tackler: K. Hardy 6-4-10. Sacks: T. Brackens 1.0. Int.: F. Bryant 1. FF: T. Brackens 1, L Marts 1, K. Hardy 1. FR: L. Marts 1, T. Brackens 1.

SUPER BOWL XXXIV – 1999
St. Louis 23, Tennessee 16
January 30, 2000 • Georgia Dome

The Titans' magical season ended at the Georgia Dome, as receiver Kevin Dyson was stopped just short of the goal line on the game's last play by Rams linebacker Mike Jones in a 23-16 St. Louis victory. The play ended an inspired two-minute drive led by Steve McNair, who broke Super Bowl records for rushing yards by a quarterback in both one game and one play for the Titans. The Rams held a 9-0 lead at halftime, extending their lead to 16-0 on a nine yard TD reception by Torry Holt with 7:20 left in the third quarter. The Titans charged back on two touchdown runs by Eddie George, and tied the score at 16 on a 43-yard Al Del Greco field goal with 2:12 remaining. On the first play of the ensuing drive, Isaac Bruce broke free and scored on a 73-yard touchdown pass from Kurt Warner, giving the Rams a seven-point advantage. McNair then led a 12-play, 87-yard drive that culminated in the completion to Dyson. McNair's prolific day included 64 yards rushing. George, meanwhile, rushed for 95 yards to become the Titans' career playoff rushing leader.

St. Louis	3	6	7	7	23
Tennessee	0	0	6	10	16

TEAM	SCORING PLAY	QTR-LEFT
Rams	J. Wilkins 27 yd. field goal	1-3:00
Rams	J. Wilkins 29 yd. field goal	2-4:16
Rams	J. Wilkins 28 yd. field goal	2-0:15
Rams	T. Holt 9 yd. pass from K. Warner (J. Wilkins kick)	3-7:20
Titans	E. George 1 yd. run (two-pt attempt failed)	3-0:14
Titans	E. George 2 yd. run (A. Del Greco kick)	4-7:21
Titans	Del Greco 43 yd. field goal	4-2:12
Rams	I. Bruce 73 yd. pass from K. Warner(J. Wilkins kick)	4-1:54

Missed FG: J.Wilkins 34WR, A. Del Greco 47WL, 47B
Attendance: 72,625

	Rams	Titans
First downs	23	27
3rd-down conversion-att	5-12-42%	6-13-46%
4th-down conversion-att	0-1-0%	1-1-100%
Total yards	436	367
Rushing yards	29	159
Passing yards	407	208
Passes-comp.-Int.	45-24-0	36-22-0
Punts-avg.	2-38.2	3-43
Punt return yards	2-8	1-1
Kickoff return yards	4-55	5-122
Fumbles-lost	2-0	1-0
Penalties-yards	8-60	7-45
Field goals made-att	3-4	1-3
Time of possession	23:34	36:26

RUSHING

TITANS	Att	Yds	Lg	TD	RAMS	Att	Yds	Lg	TD
E. George	28	95	13	2	M. Faulk	10	17	4	0
S. McNair	8	64	23	0	R. Holcombe	1	11	11	0
					K. Warner	1	1	1	0
					M. Horan	1	0	0	0
TOTALS	**36**	**159**	**23**	**2**	**TOTALS**	**13**	**29**	**11**	**0**

PASSING

TITANS	Att	Cmp	Yds	TD-I	RAMS	Att	Cmp	Yds	TD-I
S. McNair	36	22	214	0-0	K. Warner	45	24	414	2-0
TOTALS	**36**	**22**	**214**	**0-0**	**TOTALS**	**45**	**24**	**414**	**2-0**

RECEIVING

TITANS	Rec	Yds	Lg	TD	RAMS	Rec	Yds	Lg	TD
J. Harris	7	64	21	0	T. Holt	7	109	32	1
F. Wycheck	5	35	13	0	I. Bruce	6	162	73	1
K. Dyson	4	41	16	0	M. Faulk	5	90	52	0
E. George	2	35	32	0	A. Hakim	1	17	17	0
I. Byrd	2	21	21	0	E. Conwell	1	16	16	0
D. Mason	2	18	9	0	R. Proehl	1	11	11	0
					R. Williams	1	9	9	0
					R. Holcombe	1	1	1	0
					F. Miller	1	-1	-1	0
TOTALS	**22**	**214**	**32**	**0**	**TOTALS**	**24**	**414**	**73**	**2**

INDIVIDUAL DEFENSE (press box stats)

TITANS – Leading Tackler: B. Bishop 4-1-5, A. Dorsett 1-4-5. Sacks: J. Fisk 1.0. Int.: None. FF: None. FR: None.
RAMS– Leading Tackler: B. Jenkins 9-3-12. Sacks: K. Carter 1.0. Int.: None. FF: B. Jenkins 1. FR: None.

PLAYOFF GAME SUMMARIES

AFC DIVISIONAL PLAYOFF GAME – 2000
Baltimore 24, Tennessee 10
January 7, 2001 • Adelphia Coliseum

The Baltimore Ravens used big plays on defense and special teams to advance to the AFC Championship Game with a 24-10 victory over the Tennessee Titans at Adelphia Coliseum. Anthony Mitchell returned a blocked Al Del Greco field goal attempt 90 yards for a touchdown to break a 10-10 tie, and NFL Defensive Player of the Year Ray Lewis returned an interception 50 yards for a touchdown to seal Baltimore's win with 6:41 remaining in the fourth quarter. The Titans took control of the game early, as Eddie George capped off an opening drive that spanned 11 plays and 58 yards with a two-yard touchdown run. Regardless of the final score, it was a dominant performance by the Tennessee defense, as they held the Ravens to six first downs, 134 total yards, and only five completions by Baltimore quarterback Trent Dilfer. Offensively, the Titans dominated Baltimore in first downs (23 to 6), rushing yards (126 to 49) and passing yards (191 to 85), but Baltimore's big plays were ultimately too much to overcome. The loss ended the Titans' reign as AFC Champions and their season at 13-4.

Baltimore	0	7	3	14	24
Tennessee	7	0	3	0	10

TEAM	SCORING PLAY	QTR-LEFT
Titans	E. George 2 run (A. Del Greco kick)	1-7:43
Ravens	Ja. Lewis 1 run (M. Stover kick)	2-9:46
Titans	A. Del Greco 21 field goal	3-8:14
Ravens	M. Stover 38 field goal	3-3:05
Ravens	A. Mitchell 90 field goal return (M. Stover kick)	4-12:12
Ravens	R. Lewis 50 interception return (M. Stover kick)	4-6:41

Missed FG: A. Del Greco 45B, 31LU, 37B
Attendance: 68,527

	Ravens	Titans
First downs	6	23
3rd-down conversion-att	2-11-18%	5-16-31%
4th-down conversion-att	0-0-0%	0-2-0%
Total yards	134	317
Rushing yards	49	126
Passing yards	85	191
Passes-comp.-Int.	17-5-0	47-25-1
Punts-avg.	8-27.6	5-37.8
Punt return yards	1-4	2-5
Kickoff return yards	3-69	4-55
Fumbles-lost	0-0	0-0
Penalties-yards	7-50	6-55
Field goals made-att	1-1	1-4
Time of possession	19:31	40:29

RUSHING

TITANS	Att	Yds	Lg	TD	RAVENS	Att	Yds	Lg	TD
E. George	27	91	15	1	Ja. Lewis	17	47	14	1
S. McNair	5	31	11	0	T. Dilfer	4	1	4	0
R. Thomas	1	4	4	0	Je. Lewis	1	1	1	0
					S. Gash	1	0	0	0
TOTALS	**33**	**126**	**15**	**1**	**TOTALS**	**23**	**49**	**14**	**1**

PASSING

TITANS	Att	Cmp	Yds	TD-I	RAVENS	Att	Cmp	Yds	TD-I
S. McNair	46	24	176	0-1	T. Dilfer	16	5	117	0-0
N. O'Donnell	1	1	19	0-0	T. Banks	1	0	0	0-0
TOTALS	**47**	**25**	**195**	**0-1**	**TOTALS**	**17**	**5**	**117**	**0-0**

RECEIVING

TITANS	Rec	Yds	Lg	TD	RAVENS	Rec	Yds	Lg	TD
E. George	8	5	10	0	Q. Ismail	3	53	33	0
D. Mason	7	88	19	0	S. Sharpe	1	56	56	0
F. Wycheck	5	31	13	0	B. Stokley	1	8	8	0
Y. Thigpen	3	25	11	0					
E. Kinney	1	9	9	0					
S. McNair	1	-10	-10	0					
TOTALS	**25**	**195**	**19**	**0**	**TOTALS**	**5**	**117**	**56**	**0**

INDIVIDUAL DEFENSE (press box stats)

TITANS – Leading Tackler: R. Godfrey 7-2-9. Sacks: R. Godfrey 1.0, J. Fisk 1.0, H. Ford 1.0. Int.: None. FF: None. FR: None.
RAVENS – Leading Tackler: R. Lewis 9-3-12. Sacks: S. Adams 1.0. Int.: R. Lewis 1. FF: None. FR: None.

AFC DIVISIONAL PLAYOFF GAME – 2002
Tennessee 34, Pittsburgh 31 (OT)
January 11, 2003 • Adelphia Coliseum

Joe Nedney got a chance for redemption and made a 26-yard field goal 2:15 into overtime that gave the Titans a bruising 34-31 playoff victory over the Pittsburgh Steelers. The kick was the result of a penalty on the previous play by cornerback Dewayne Washington. He drew a 5-yard flag for running into Nedney, giving the kicker another chance after he hooked a 31-yard attempt wide right. Titans quarterback Steve McNair passed for 338 yards and two touchdowns in the game, while tight end Frank Wycheck set a career high with 123 yards on 10 receptions. The Titans scored the game's first 14 points on McNair and Eddie George runs before the Steelers responded with 20 unanswered points. Wycheck and Erron Kinney each caught touchdown passes in the second half. Nedney's game-winner gave the Titans their first victory in four playoff games against Pittsburgh and propelled them into the AFC Championship Game at Oakland.

Pittsburgh	0	13	7	11	0	31
Tennessee	14	0	14	3	3	34

TEAM	SCORING PLAY	QTR-LEFT
Titans	S. McNair 8 run (J. Nedney kick)	1-11:01
Titans	E. George 1 run (J. Nedney kick)	1-0:17
Steelers	H. Ward 8 pass from T. Maddox (J. Reed kick)	2-9:29
Steelers	J. Reed 30 field goal	2-6:47
Steelers	J. Reed 39 field goal	2-0:00
Steelers	A. Zereoue 31 run (J. Reed kick)	3-14:37
Titans	F. Wycheck 7 pass from S.McNair (J. Nedney kick)	3-9:37
Titans	E. Kinney 2 pass frpm S. McNair (J. Nedney kick)	3-4:38
Steelers	H. Ward 21 pass from T. Maddox (H. Ward to P. Burress pass)	4-10:09
Steelers	J. Reed 40 yd. field goal	4-8:30
Titans	J. Nedney 42 yd. field goal	4-5:40
Titans	J. Nedney 26 yd. field goal	5-12:45

Missed FG: J. Reed 44WL, J. Nedney 48WR
Attendance: 68,809

	Steelers	Titans
First downs	21	29
3rd-down conversion-att	4-14-29%	12-18-67%
4th-down conversion-att	0-0-0%	1-1-100%
Total yards	324	430
Rushing yards	67	99
Passing yards	257	331
Passes-comp.-Int.	42-21-1	45-27-2
Punts-avg.	6-31.8	4-28.8
Punt return yards	2-14	1-9
Kickoff return yards	6-138	7-116
Fumbles-lost	0-0	2-2
Penalties-yards	6-41	8-92
Field goals made-att	3-4	2-3
Time of possession	24:43	37:32

RUSHING

TITANS	Att	Yds	Lg	TD	STEELERS	Att	Yds	Lg	TD
E. George	15	33	9	1	A. Zereoue	14	49	31	1
S. McNair	8	29	8	1	A. Randle El	1	11	11	0
D. Mason	2	20	16	0	J. Bettis	3	6	4	0
R. Holcombe	11	17	11	0	H. Ward	2	1	1	0
TOTALS	**36**	**99**	**16**	**2**	**TOTALS**	**20**	**67**	**31**	**1**

PASSING

TITANS	Att	Cmp	Yds	TD-I	STEELERS	Att	Cmp	Yds	TD-I
S. McNair	44	27	338	2-2	T. Maddox	41	21	266	2-1
N. O'Donnell	1	0	0	0-0	A. Randle El	1	0	0	0-0
TOTALS	**45**	**27**	**338**	**2-0**	**TOTALS**	**42**	**21**	**266**	**2-1**

RECEIVING

TITANS	Rec	Yds	Lg	TD	STEELERS	Rec	Yds	Lg	TD
F. Wycheck	10	123	39	1	H. Ward	7	82	21	2
D. Bennett	7	85	20	0	A. Randle El	4	53	30	0
D. Mason	5	47	18	0	T. Mathis	3	40	22	0
J. McCareins	2	53	31	0	P. Burress	2	62	40	0
E. Kinney	2	20	18	1	D. Kreider	2	14	8	0
R. Holcombe	1	10	10	0	A. Zereoue	2	10	6	0
					C. Ma'afala	1	5	5	0
TOTALS	**27**	**338**	**39**	**2**	**TOTALS**	**21**	**266**	**40**	**2**

INDIVIDUAL DEFENSE (press box stats)

TITANS – Leading Tackler: K. Bulluck 5-4-9. Sacks: D. Mitchell 1.0 . Int.: S. Rolle 1. FF: None. FR: None.
STEELERS – Leading Tackler: L. Flowers 9-2-11, L. Foote 7-4-11. Sacks: K. Von Oelhoffen 1.0. Int.: D. Townsend 1, C. Scott 1. FF: C. Hampton 1. FR: L. Flowers 1, A. Smith 1.

PLAYOFF GAME SUMMARIES

AFC CHAMPIONSHIP GAME – 2002
Oakland 41, Tennessee 24
January 19, 2003 • Network Associates Stadium

The Raiders scored 14 unanswered points in the fourth quarter, closing out the Titans 41-24 to advance to Super Bowl XXXVII against Tampa Bay. Steve McNair's second rushing touchdown of the game pulled Tennessee within 27-24 at the end of the third quarter, but Rich Gannon scored on a 2-yard run and Zack Crockett added a 7-yard scoring run, ending a drive that consumed 6:29 on the clock late in the contest. The game's momentum changed before halftime when Oakland turned back-to-back fumbles by Tennessee into 10 points to close out the first half, taking a 24-17 lead at intermission. The Titans had scored 10 unanswered points to take their first lead of the game, 17-14, on McNair's 9-yard rushing touchdown. But a fumble by Robert Holcombe turned into a 1-yard touchdown pass from Gannon to Doug Jolley two plays later. Then John Simon fumbled the ensuing kickoff which Sebastian Janikowski turned into a 43-yard field goal as time expired at intermission.

Tennessee	7	10	7	0	24
Oakland	14	10	3	14	41

TEAM	SCORING PLAY	QTR-LEFT
Raiders	J. Porter 3 pass from R. Gannon (S. Janikowski kick)	1-10:59
Titans	D. Bennett 33 pass from S. McNair (J. Nedney kick)	1-5:59
Raiders	C. Garner 12 pass from R. Gannon (S. Janikowski kick)	1-2:47
Titans	J. Nedney 29 field goal	2-12:39
Titans	S. McNair 9 run (J. Nedney kick)	2-2:47
Raiders	S. Jolley 1 pass from R. Gannon (S. Janikowski kick)	2-1:00
Raiders	S. Janikowski 43 field goal	2-0:00
Raiders	S. Janikowski 32 field goal	3-4:29
Titans	S. McNair 13 run (C. Hentrich kick)	3-0:31
Raiders	R. Gannon 2 run (S. Janikowski kick)	4-11:27
Raiders	Z. Crockett 7 run (S. Janikowski kick)	4-3:25

Missed FG: None
Attendance: 62,544

	Raiders	Titans
First downs	25	28
3rd-down conversion-att	4-9-44%	6-12-50%
4th-down conversion-att	0-0-0%	0-2-0%
Total yards	375	312
Rushing yards	89	138
Passing yards	286	174
Passes-comp.-Int.	41-29-0	36-21-0
Punts-avg.	3-40	3-32.0
Punt return yards	0-0	1-11
Kickoff return yards	5-143	7-131
Fumbles-lost	3-1	2-2
Penalties-yards	14-127	7-60
Field goals made-att	2-2	1-1
Time of possession	26:25	33:35

RUSHING

TITANS	Att	Yds	Lg	TD	RAIDERS	Att	Yds	Lg	TD
E. George	15	67	17	0	R. Gannon	8	41	14	1
S. McNair	5	53	16	2	C. Garner	7	36	18	0
R. Holcombe	9	24	7	0	Z. Crockett	1	7	7	1
C. Hentrich	1	-6	-6	0	T. Wheatley	1	5	5	0
TOTALS	**30**	**138**	**17**	**2**	**TOTALS**	**17**	**89**	**18**	**2**

PASSING

TITANS	Att	Cmp	Yds	TD-I	RAIDERS	Att	Cmp	Yds	TD-I
S. McNair	36	21	194	1-0	R. Gannon	41	29	286	3-0
TOTALS	**36**	**21**	**194**	**1-0**	**TOTALS**	**41**	**29**	**286**	**3-0**

RECEIVING

TITANS	Rec	Yds	Lg	TD	RAIDERS	Rec	Yds	Lg	TD
D. Mason	5	41	14	0	T. Brown	9	73	14	0
R. Holcombe	5	25	9	0	C. Garner	7	55	17	1
F. Wycheck	4	41	18	0	J. Rice	5	79	29	0
D. Bennett	3	58	33	1	J. Porter	4	52	31	1
E. Kinney	2	15	14	0	D. Jolley	3	13	7	1
E. George	1	9	9	0	J. Ritchie	1	14	14	0
E. Berlin	1	5	5	0					
TOTALS	**21**	**194**	**33**	**1**	**TOTALS**	**29**	**286**	**31**	**3**

INDIVIDUAL DEFENSE (press box stats)

TITANS – Leading Tackler: D. Mitchell 7-1-8. Sacks: None. Int.: None. FF: T. Williams 1, K. Carter 1. FR: S. Rolle 1.
RAIDERS – Leading Tackler: E. Barton 7-1-8, C. Woodson 5-3-8. Sacks: N. Harris 1, J. Parrella 1. Int.: None. FF: E. Barton 1. FR: A. Dorsett 1.

AFC WILD CARD PLAYOFF GAME – 2003
Tennessee 20, Baltimore 17
January 3, 2004 – M&T Bank Stadium

NFL career scoring leader Gary Anderson kicked a 46-yard field goal with 29 seconds left after a courageous effort by a limping Steve McNair, giving the Titans a 20-17 victory in the first-round AFC Wild Card playoff game. McNair, named the league's co-MVP just 24 hours before kickoff, engineered an eight-play, 35-yard drive to set up the winning kick, and Eddie George finished with 88 yards on 25 carries, despite playing with a dislocated shoulder in the second half. In the process, Tennessee snapped a five-game losing streak against the Ravens. The Titans held 2003 NFL rushing champion Jamal Lewis to a season-low 35 yards. The Titans got the better of Ravens linebacker Ray Lewis, the AP NFL Defensive Player of the Year. George ran repeatedly at him all game, dispelling any myth that Lewis owned the 1-on-1 battle. The Titans took a 14-10 lead in the third quarter when McNair threw a 49-yard touchdown pass to Justin McCareins. Tennessee took a 7-0 lead in the first quarter on Chris Brown's first career touchdown from six yards out. The Titans held Lewis to 12 yards rushing on seven carries in the first half and outgained Baltimore 108-15 in the first quarter.

Tennessee	7	0	7	6	20
Baltimore	7	3	0	7	17

TEAM	SCORING PLAY	QTR-LEFT
Titans	C. Brown 6 run (G. Anderson kick)	1-8:54
Ravens	W. Demps 56 interception return (M. Stover kick)	1-6:12
Ravens	M. Stover 43 field goal	2-1:55
Titans	J. McCareins 49 pass from S. McNair (G. Anderson kick)	3-7:59
Titans	G. Anderson 45 field goal	4-9:13
Ravens	T. Heap 35 pass from A. Wright (M. Stover kick)	4-4:30
Titans	G. Anderson 46 field goal	4-0:29

Missed FG: None
Attendance: 69,452

	Ravens	Titans
First downs	12	16
3rd-down conversion-att	3-12-25%	6-15-40%
4th-down conversion-att	0-0-0%	0-0-0%
Total yards	255	324
Rushing yards	54	165
Passing yards	201	159
Passes-comp.-Int.	37-20-2	23-14-3
Punts-avg.	8-48,8	6-44.7
Punt return yards	2-2	6-70
Kickoff return yards	4-79	4-61
Fumbles-lost	1-0	0-0
Penalties-yards	8-70	6-55
Field goals made-att	1-1	2-2
Time of possession	24:52	35:08

RUSHING

TITANS	Att	Yds	Lg	TD	RAVENS	Att	Yds	Lg	TD
E. George	25	88	13	0	J. Lewis	14	35	8	0
C. Brown	11	61	16	1	A. Wright	2	19	11	0
S. McNair	4	16	9	0					
TOTALS	**40**	**165**	**16**	**1**	**TOTALS**	**16**	**54**	**11**	**0**

PASSING

TITANS	Att	Cmp	Yds	TD-I	RAVENS	Att	Cmp	Yds	TD-I
S. McNair	23	14	159	1-3	A. Wright	37	20	214	1-2
TOTALS	**23**	**12**	**159**	**1-3**	**TOTALS**	**37**	**20**	**214**	**1-2**

RECEIVING

TITANS	Rec	Yds	Lg	TD	RAVENS	Rec	Yds	Lg	TD
D. Mason	3	28	12	0	T. Taylor	7	82	30	0
J. McCareins	2	62	49	1	T. Heap	6	80	35	1
F. Wycheck	2	17	14	0	C. Taylor	2	19	16	0
E. Kinney	2	12	6	0	T. Jones	2	16	9	0
E. George	2	9	6	0	J. Lewis	2	4	6	0
D. Bennett	1	17	17	0	M. Robinson	1	13	13	0
T. Calico	1	12	12	0					
C. Brown	1	2	2	0					
TOTALS	**14**	**159**	**49**	**1**	**TOTALS**	**20**	**214**	**35**	**1**

INDIVIDUAL DEFENSE (press box stats)

TITANS – Leading Tackler: K. Bulluck 8-0-8. Sacks: A. Haynesworth 1.0, K. Carter 1. Int.: S. Rolle 1, A. Dyson 1. FF: None. FR: None.
RAVENS – Leading Tackler: R. Lewis 11-6-17. Sacks: None. Int.: W. Demps 1, C. McAlister 1, E. Reed 1. FF: None. FR: None.

PLAYOFF GAME SUMMARIES

AFC DIVISIONAL PLAYOFF GAME – 2003
New England 17, Tennessee 14
January 10, 2004 – Gillette Stadium

NFL co-MVP Steve McNair almost single-handedly took Tennessee downfield in the final minutes. But the man playing with a cracked bone spur in his left ankle saw his final pass fall in and out of the hands of Drew Bennett with 1:45 remaining in a 17-14 playoff loss to the eventual Super Bowl champion New England Patriots. The Titans (13-5) were trying to return to the AFC Championship for the third time in five seasons, and McNair nearly got them there. He tied the game with an 11-yard touchdown pass to Derrick Mason in the third quarter on a drive in which he was a perfect five of five for 59 yards. But the Titans came up just short on the final drive that included a pair of controversial calls against Tennessee. The game-time temperature at kickoff was four degrees with a wind-chill of minus 10. Winds were blowing at 10 mph. It marked the coldest game in both Patriots and Titans history. Rookie running back Chris Brown scored his second career touchdown – and second of the post-season – when he crossed the end zone from five yards out to tie the game at 7 in the first quarter.

Tennessee	7	0	7	0	14
New England	7	7	0	3	17

TEAM	SCORING PLAY	QTR-LEFT
Patriots	B. Johnson 41pass from T. Brady (A. Vinatieri kick)	1-10:59
Titans	C. Brown 5 run (G. Anderson kick)	1-7:31
Patriots	A. Smith 1 run (A. Vinatieri kick)	2-13:46
Titans	D. Mason 11 pass from S. McNair (G. Anderson kick)	3-4:14
Patriots	A. Vinatieri 46 yd. field goal	4-4:06

Missed FG: G. Anderson 31B, A. Vinatieri 44WL
Attendance: 68,436

	Patriots	Titans
First downs	18	16
3rd-down conversion-att	7-16-44%	7-13-54%
4th-down conversion-att	2-3-67%	0-1-0%
Total yards	297	284
Rushing yards	96	84
Passing yards	201	200
Passes-comp.-Int.	41-21-0	26-18-1
Punts-avg.	4-27.0	4-34.0
Punt return yards	1-9	0-0
Kickoff return yards	3-48	4-92
Fumbles-lost	1-1	0-0
Penalties-yards	2-14	9-55
Field goals made-att	1-2	0-1
Time of possession	28:02	31:58

RUSHING

TITANS	Att	Yds	Lg	TD	PATRIOTS	Att	Yds	Lg	TD
E. George	16	48	9	0	A. Smith	16	69	17	1
C. Brown	7	35	13	1	K. Faulk	5	22	8	0
S. McNair	2	11	12	0	T. Brady	5	5	5	0
F. Wycheck	1	-10	-10	0	L. Centers	1	0	0	0
TOTALS	**26**	**84**	**13**	**1**	**TOTALS**	**27**	**96**	**17**	**1**

PASSING

TITANS	Att	Cmp	Yds	TD-I	PATRIOTS	Att	Cmp	Yds	TD-I
S. McNair	26	18	210	1-1	T. Brady	41	21	201	1-0
TOTALS	**26**	**18**	**210**	**1-1**	**TOTALS**	**41**	**21**	**201**	**1-0**

RECEIVING

TITANS	Rec	Yds	Lg	TD	PATRIOTS	Rec	Yds	Lg	TD
D. Mason	7	90	28	1	D. Givens	4	26	8	0
D. Bennett	3	48	24	0	C. Fauria	3	42	19	0
J. McCareins	2	21	11	0	K. Faulk	3	31	19	0
F. Wycheck	2	9	6	0	D. Branch	3	10	6	0
E. George	2	7	4	0	B. Johnson	2	55	41	1
T. Calico	1	30	30	0	T. Brown	2	11	7	0
E. Kinney	1	5	5	0	D. Ward	1	22	22	0
					L. Centers	1	4	4	0
					A. Smith	1	1	1	0
					D. Graham	1	-1	-1	0
TOTALS	**18**	**210**	**30**	**1**	**TOTALS**	**21**	**201**	**41**	**1**

INDIVIDUAL DEFENSE (press box stats)

TITANS – Leading Tackler: P. Sirmon 9-3-12. Sacks: None. Int.: None. FF: K. Carter 1. FR: C. Hall 1.
PATRIOTS – Leading Tackler: T. Bruschi 5-4-9. Sacks: W. McGinest 2.0, M. Vrabel 1.0. Int.: R. Harrison 1. FF: None. FR: None.

AFC WILD CARD – 2007
Chargers 17, Titans 6
January 6, 2008 – Qualcomm Stadium

A pair of Rob Bironas field goals and a defense that held San Diego to 94 first-half yards enabled the Titans to take a 6-0 halftime lead in their first playoff game in four years. But San Diego scored 17 unanswered points in the second half, exploding for 256 yards, in a 17-6 victory at Qualcomm Stadium. Running back LaDainian Tomlinson was held to 42 yards, but got to celebrate the first playoff victory in three tries in his brilliant career. The Titans bottled up Tomlinson, the two-time NFL rushing champion, and dared quarterback Philip Rivers to beat them. The second-year starter did just that, throwing a 25-yard touchdown pass to Vincent Jackson late in the third quarter that gave San Diego its first lead at 10-6. Tomlinson finally found the end zone midway through the fourth quarter on a fourth-down leap over the pile from inside the 1-yard line that survived a video replay. Tennessee's defense dominated in the first half, holding San Diego to just 10 total yards and without a first down in the first quarter.

Tennnessee	3	3	0	0	6
San Diego	0	0	10	7	17

TEAM	SCORING PLAY	QTR-LEFT
Titans	R. Bironas 30 field goal	1- 9:37
Titans	R. Bironas 44 field goal	2- 0:00
Chargers	N. Kaeding 20 field goal	3- 9:41
Chargers	V. Jackson 25 pass from P. Rivers (N. Kaeding kick)	3- 2:35
Chargers	L. Tomlinson 1 run (N. Kaeding kick)	4- 8:45

Missed FG: Kaeding, SD (45WR); Bironas, Tenn. (38WL)
Attendance: 65,640

	Titans	Chargers
First downs	15	17
3rd-down conversion-att	9-16-56%	8-15-53%
4th-down conversion-att	0-0-0%	1-1-100%
Total yards	248	350
Rushing yards	119	68
Passing yards	129	282
Passes-comp.-Int.	29-16-1	30-19-1
Sacked-yards	3-9	1-10
Punts-avg.	5-39.6	4-40.8
Punt return yards	2-15	2-12
Kickoff return yards	4-71	2-40
Fumbles-lost	1-1	1-0
Penalties-yards	6-38	5-53
Field goals made-att	2-3	1-2
Time of possession	27:41	32:19

RUSHING

TITANS	Att	Yds	Lg	TD	CHARGERS	Att	Yds	Lg	TD
L. White	19	69	13	0	L. Tomlinson	21	42	12	1
A. Hall	3	14	11	0	M. Turner	9	28	11	0
C. Brown	4	13	5	0	P. Rivers	2	-2	-1	0
V. Young	2	12	9	0					
C. Davis	1	11	11	0					
C. Henry	1	0	0	0					
TOTALS	**30**	**119**	**13**	**0**	**TOTALS**	**32**	**68**	**12**	**1**

PASSING

TITANS	Att	Cmp	Yds	TD-I	CHARGERS	Att	Cmp	Yds	TD-I
V. Young	29	16	138	0-1	P. Rivers	30	19	292	1-1
TOTALS	**29**	**16**	**138**	**0-1**	**TOTALS**	**30**	**19**	**292**	**1-1**

RECEIVING

TITANS	Rec	Yds	Lg	TD	CHARGERS	Rec	Yds	Lg	TD
B. Troupe	3	44	26	0	C. Chambers	6	121	39	0
E. Moulds	3	18	10	0	V. Jackson	5	114	34	1
B. Hartsock	3	16	6	0	L. Tomlinson	3	19	9	0
B. Ealy	2	17	9	0	B. Manumaleuna	2	18	9	0
C. Davis	2	11	7	0	A. Gates	2	15	16	0
J. Gage	1	19	19	0	C. Davis	1	5	5	0
A. Hall	1	16	16	0					
L. White	1	-3	-3	0					
TOTALS	**16**	**138**	**26**	**0**	**TOTALS**	**19**	**292**	**39**	**1**

INDIVIDUAL DEFENSE
(Opponents - press box stats; Titans - coaching stats)

TITANS – Leading Tackler: K. Bulluck 10-8-2. Sacks: C. Finnegan 1-10. Int.: C. Finnegan 1. FF: C. Finnegan 1. FR: None.
CHARGERS – Leading Tackler: S. Phillips 10-9-1. Sacks: S. Merriman 1-4, J. Cesaire 1-3, L. Castillo 1-2. Int.: D. Florence 1. FF: S. Merriman 1. FR: S. Phillips 1.

PLAYOFF GAME SUMMARIES

AFC DIVISIONAL GAME - 2008
Titans 10, Ravens 13
Saturday, Jan. 10, 2009 • LP Field

Matt Stover connected on a 43-yard field goal with under a minute to play that proved to the difference as the Ravens defeated the Titans 13-10 in a Divisional Round playoff game at LP Field. Despite being outgained 391-211 in totals yards and gaining nine first downs to Tennessee's 21, Baltimore forced three turnovers, all as the Titans were driving inside the Ravens' 30-yard line. Receiver Justin Gage caught a career-high 10 balls for 135 yards, second in his career only to his 147-yard effort in Jacksonville earlier in the season. The Titans were held without a sack for the first time since Week 8. It marked only the third time all season that the Titans did not force a turnover. Defensively, Tennessee held a Baltimore rushing attack averaging four yards-per-carry to 50 yards on 30 carries. Chris Johnson rushed for 72 yards in the first quarter before leaving the game with an injured ankle.

Baltimore	7	0	0	6	13
Tennessee	7	0	0	3	10

TEAM	SCORING PLAY	QTR-LEFT
Titans	C. Johnson 8 run (R. Bironas kick)	1- 4:38
Ravens	D. Mason 48 pass from J. Flacco (M. Stover kick)	1- 1:20
Ravens	M. Stover 21 field goal	4-14:10
Titans	R. Bironas 27 field goal	4- 4:23
Ravens	M. Stover 43 field goal	4- 0:53

Missed FG: R. Bironas, Tenn. (51WL)
Attendance: 69,143

	Ravens	Titans
First downs	9	21
3rd-down conversion-att	3-13-23%	4-14-29%
4th-down conversion-att	0-0-0%	0-2-0%
Total yards	211	391
Rushing yards	50	116
Passing yards	161	275
Passes-comp.-Int.	22-11-0	42-26-1
Sacked-yards	0-0	1-6
Punts-avg.	8-42.8	4-53.3
Punt return yards	1-29	3-8
Kickoff return yards	1-15	4-104
Fumbles-lost	0-0	5-2
Penalties-yards	8-40	12-89
Field goals made-att	2-2	1-2
Time of possession	25:53	34:07

RUSHING

RAVENS	Att	Yds	Lg	TD	TITANS	Att	Yds	Lg	TD
W. McGahee	12	32	11	0	C. Johnson	11	72	32	1
L. McClain	12	12	8	0	L. White	15	45	12	0
J. Flacco	5	5	3	0	K. Collins	1	0	0	0
L. Neal	1	1	1	0	Q. Ganther	1	-1	-1	0
TOTALS	**30**	**50**	**11**	**0**	**TOTALS**	**28**	**116**	**32**	**1**

PASSING

RAVENS	Att	Cmp	Yd	TD-I	TITANS	Att	Cmp	Yd	TD-I
J. Flacco	22	11	161	1-0	K. Collins	42	26	281	0-1
TOTALS	**22**	**11**	**161**	**1-0**	**TOTALS**	**42**	**26**	**281**	**0-1**

RECEIVING

RAVENS	Rec	Yds	Lg	TD	TITANS	Rec	Yds	Lg	TD
D. Mason	5	78	48	1	J. Gage	10	135	24	0
M. Clayton	2	45	37	0	L. White	4	35	19	0
T. Heap	1	23	23	0	B. Scaife	4	23	14	0
L. Neal	1	7	7	0	J. McCareins	2	24	17	0
D. Wilcox	1	4	4	0	B. Jones	2	16	11	0
W. McGahee	1	4	4	0	A. Crumpler	2	9	7	0
					C. Johnson	1	28	28	0
					A. Hall	1	11	11	0
TOTALS	**11**	**161**	**48**	**1**	**TOTALS**	**26**	**281**	**28**	**0**

INDIVIDUAL DEFENSE
(Titans - Coaching Stats; Opponents - Press Box Stats)

TITANS – Leading Tacklers: Bulluck 8-5-3. Sacks: None. Int.: None. FF: None. FR: None.
RAVENS – Leading Tacklers: R. Lewis 11-8-3, B. Scott 11-9-2. Sacks: T. Suggs 1. Int.: S. Rolle 1. FF: Johnson 1, Leonhard 1, Lewis 1. FR: Leonhard 1, Washington 1.