





1995 Press Guide

Washington Redskins



*Redskins
Pro Bowlers*

When It Comes To Your Finances,
We Tackle All Your Needs.



NationsBank is proud to support the Washington Redskins. That's because in banking, like football, it takes strength, skill and teamwork to be successful.

We offer you a full range of services and exceptional convenience. There are nearly 2,000 banking centers and more than 1,900 24 Hour Banking machines throughout the NationsBank franchise.

In fact, we're one of the strongest banking companies in the nation. And we use our strength to make a

difference with every person, family and business we serve.

When you bank with us, you'll work with skilled professionals who live and work in this community, just like you do.

So come see us. After all, when it comes to your finances, we'll tackle all your needs.

NationsBank

Proud to be the official bank of the Washington Redskins.

NationsBank subsidiary banks are members FDIC. ©1994 NationsBank Corporation.







More publications available at:

www.retroseasons.com/library/



 1995 SCHEDULE

PRESEASON

Saturday	Aug. 5	@ Kansas City	8:00 pm	
Saturday	Aug. 12	Houston (@ Knoxville, TN)	8:00 pm	
Saturday	Aug. 19	@ Miami	7:00 pm	
Friday	Aug. 25	@ Green Bay	8:00 pm	

REGULAR SEASON

Sunday	Sept. 3	ARIZONA	4:00 pm	
Sunday	Sept. 10	RAIDERS	1:00 pm	
Sunday	Sept. 17	@ Denver	4:00 pm	
Sunday	Sept. 24	@ Tampa Bay	1:00 pm	
Sunday	Oct. 1	DALLAS	1:00 pm	
Sunday	Oct. 8	@ Philadelphia	1:00 pm	
Sunday	Oct. 15	@ Arizona	4:00 pm	
Sunday	Oct. 22	DETROIT	1:00 pm	
Sunday	Oct. 29	NY GIANTS	• 8:00 pm	
Sunday	Nov. 5	@ Kansas City	1:00 pm	
Sunday	Nov. 12	Open Date		
Sunday	Nov. 19	SEATTLE	1:00 pm	
Sunday	Nov. 26	PHILADELPHIA	1:00 pm	
Sunday	Dec. 3	@ Dallas	• 4:00 pm	
Sunday	Dec. 10	@ NY Giants	4:00 pm	
Sunday	Dec. 17	@ St. Louis	1:00 pm	
Saturday	Dec. 24	CAROLINA	4:00 pm	

HOME GAMES IN RED

- National Telecasts
- All Times Eastern

POSTSEASON

Saturday	Dec. 30	AFC-NFC Wild Card Playoffs	
Sunday	Dec. 31	AFC-NFC Wild Card Playoffs	
Saturday	Jan. 6	AFC-NFC Divisional Playoffs	
Sunday	Jan. 7	AFC-NFC Divisional Playoffs	
Sunday	Jan. 14	AFC-NFC Championship Games	
Sunday	Jan. 28	Super Bowl XXX @ Tempe, AZ	
Sunday	Feb. 4	AFC-NFC Pro Bowl @ Honolulu, HI	



TABLE OF CONTENTS

Management	
Club Directory.....	3
Jack Kent Cooke.....	4
John Kent Cooke.....	8
Board of Directors.....	10
Charley Casserly.....	12
Bobby Mitchell.....	14
Coaches	
Norv Turner.....	17
Assistants.....	21
Staff	
Scouts.....	31
Trainers.....	35
Medical Staff.....	36
Accounting.....	37
Public Relations.....	38
Marketing.....	39
Equipment & Video Staff.....	40
Ticket Staff.....	41
Redskin Park Staff.....	43
Players	
Veterans.....	49
Rosters.....	162
1995 Draft Choices.....	168
1995 Free Agents.....	177
Statistics	
1994 Final Standings.....	184
1994 Statistics.....	185
Defensive Statistics.....	187
Special Teams Statistics.....	188
Individual Game-by-Game Statistics.....	189
1994 In Review.....	192
Redskin Records	
Team & Individual.....	202
Defensive Records.....	214
Opponent Individual Records.....	216
All-Time & Single Game Records.....	217
The Last Time.....	218
Single-Game Bests.....	219
Redskin History	
Yearly Leaders.....	221
100-Yard Rushing Games.....	229
300-Yard Passing Games.....	230
100-Yard Receiving Games.....	231
Pro Bowl Redskins.....	233
Head Coaches Records.....	235
Overtime Games.....	235
Drafts (1970-1995).....	236
First Picks.....	240
History of the NFL.....	241
Memory Lane.....	242
Hall of Famers.....	249
Honor Roll (1937-1994).....	250
Assistant Coaches.....	258
Year-by-Year Scores.....	262
1995 NFL Schedule	293

INDEX

Biographies	
Management.....	4
Coaches.....	17
Staff.....	31
Veteran Players.....	49
Draft Choices.....	168
Free Agents.....	177
Board of Directors.....	10
Club Directory.....	3
Draft Information.....	236
First Picks.....	240
Game-by-Game Review (1994).....	192
Game-by-Game Statistics (1994).....	189
Hail to the Redskins.....	24
Hall of Famers.....	249
Honor Roll (All-Time Roster).....	250
Last Time.....	218
Memory Lane.....	242
NFL History.....	241
NFL Schedule.....	293
Opponent Individual Records.....	216
Overtime Games.....	235
Preseason Scores.....	260
Pro Bowl Redskins.....	233
Records	
All-Time Longest Plays.....	217
All-Time Records.....	217
Defensive.....	214
Individual.....	206
Service.....	213
Team.....	202
Single-Game Bests.....	219
100-Yard Rushing Games.....	229
300-Yard Passing Games.....	230
100-Yard Receiving Games.....	231
Rosters.....	162
NFL Standings (1994).....	184
Statistics (1994).....	185
Year-by-Year Scores.....	262

On the cover: (clockwise) Chris Hanburger, Sonny Jurgenson, Joe Jacoby, Ken Houston, Charley Taylor, Len Haus and Ken Harvey in the center.

WASHINGTON REDSKINS

21300 Redskin Park Drive
Ashburn, VA 22011
P.O. Box 17247, Dulles International Airport
Washington, DC 20041
(703) 478-8900

Printing: Chroma Graphics, Inc., Landover, MD.
Cover Photo/Production: Mason Graphic
Productions, Columbia, MD.

REDSKINS TICKET OFFICE

RFK Memorial Stadium
Washington, DC 20003
(202) 546-2222
Ticket Prices
\$45, \$40, \$35, \$30

Photo Credits: Bill Wood, Scott Cunningham,
Donnie Schoenmann, Thomas Cooke, Nate Fine



REDSKINS DIRECTORY

Chairman of the Board and Chief Operating Officer

Jack Kent Cooke

Executive Vice President

John Kent Cooke, Sr.

Board of Directors

Jack Kent Cooke, John Kent Cooke, Sr., Ralph Kent Cooke

Administration

General Manager	Charley Casserly
Assistant General Manager	Bobby Mitchell
House Counsel	Stuart Haney
Treasurer	Vince Salazar
Secretary	Lee Timmerman-Phaup
Controller	Greg Dillon
Accounting Manager	Karen Lewis

Coaching Staff

Head Coach	Norv Turner
Defensive Coordinator	Ron Lynn
Linebackers	Mike Haluchak
Defensive Backs	Tom Hayes
Assistant Secondary	Ray Horton
Defensive Line	Bob Karmelowicz
Quarterbacks	Cam Cameron
Tight Ends	Russ Grimm
Offensive Line	Jim Hanifan
Running Backs	Bobby Jackson
Wide Receivers	Terry Robiskie
Special Teams	Pete Rodriguez
Strength Coach	Dan Riley
Conditioning Director	Jason Arapoff
Strength Assistant	Derek Walker
Strength Assistant	John Philbin

College and Pro Scouting

Director of Player Development	Joe Mendes
Director of College Scouting	George Saimes
Pro Scout	Reed Johnson
Pro Scout	Mike Maccagnan
College Scout	Gene Bates
College Scout	Larry Bryan
College Scout	Scott Cohen
College Scout	Mike Hagen
College Scout	Mel Kaufman
College Scout	Miller McCalmon

Training Staff/Medical

Head Trainer	Bubba Tyer
Assistant Trainer	Al Bellamy
Assistant Trainer	Kevin Bastin
Internist	Dr. Donald Knowlan
Orthopedic Surgeon	Dr. Gordon Avery

Public Relations

Director of Communications	Rick Vaughn
Director of Media Relations	Mike McCall
Director of Information	Chris Helein

Marketing

Director of Stadium Operations/Club Promotions	John Kent Cooke, Jr.
Asst. Promotions/Advertising Dir	John Wagner

Equipment

Equipment Manager	Jay Brunetti
Assistant Equipment Manager	Jeff Parsons

Ticket Office

Ticket Manager	Jeff Ritter
Assistant Ticket Manager	Kathy Shumate
Assistant Ticket Manager	Wendy Brinker

Redskin Park Facility Operations

Building Engineer	Andre Moss
Redskin Park Superintendent	John Jenkins
Assistant Park Superintendent	Ed Allen
Assistant Park Superintendent	Chip Jenkins
Assistant Park Superintendent	Rob Suter

Video

Director of Video/Photography	Donnie Schoenmann
Assistant Video Director	Hugh McPhillips
Video Analyst	Mike Bean
Still Photography	Bill Wood

Secretaries

Executive Vice President	Dean Borden
Receptionist	BJ Blanchard
General Manager	Barbara Frye
Public Relations	Phyllis Hayes
Head Coach	Linda Heffern
Community Relations	Kelly Peucker
Accounting	Pat White
College and Pro Scouting	Kathy Wilson
Controller	Linda York





JACK KENT COOKE

It was in 1974 when Jack Kent Cooke became the majority owner of the Redskins. More than 200 victories and four Super Bowls later, his enthusiasm is as boundless as ever.

"If there is anything more exciting, more invigorating, more tantalizing, more worrisome, more ebullient in the world than owning a franchise like the Washington Redskins, I wish someone would tell me what it is," said Mr Cooke recently. "It is the best fun there is."

Mr Cooke has seen to that himself, thanks to an unwavering commitment to winning. In the 21 years since he became the majority owner of the Redskins, the team is 208-134, a .608 percentage. They have been to the playoffs 11 times, captured four NFC championships, and won three Super Bowl titles.

Through it all, Mr Cooke has been the one constant, emerging as the persona of an organization that has become a model franchise on the field and in the community.

The latest example came this past June. With the blessing of Maryland Governor Parris Glendening, Mr Cooke announced his intention to build a natural grass, state-of-the-art 78,600 seat stadium on 200 acres of the Wilson Farm site in Prince George's County, Maryland. On the remaining 100 acres, Mr Cooke pledged to build a regional recreational facility to be donated to Prince George's County.

Recently, John Hawkins of the The Washington Times wrote of Mr Cooke: "No collection of gray suits and board rooms shield him from the street. No collection of guards and gates protect his Middleburg (VA) estate. He owns the Redskins by himself. He runs the show. He returns your calls. He writes his own letters."

From the Toronto Maple Leafs baseball team of the 1950's, to the Los Angeles Lakers' dynasty of the 1970's and 1980's to the great success of the Redskins, excellence has been the standard for franchises operated by Mr Cooke.

"Mr. Cooke has shown over the years that he wants to win and will do whatever it takes to help his team win," says the Redskins second year head coach Norv Turner. "As a coach, he is the kind of owner you want, someone who will give you the resources to do your job."

As with the many other successes in his life, it's been Mr Cooke's intuition for recognizing ability and character that have served as the foundation for his achievements with the Redskins.

It was that intuition led him to Turner, a young, hard-working, assistant coach with a keen offensive mind and no head coaching experience, matching almost exactly the resume of another coach Mr Cooke introduced to Redskins fans in 1981.

That coach was Joe Gibbs who went on to win 140 games and three Super Bowls in 12 seasons, and all but guarantee himself a place in the Pro Football Hall of Fame.

"Norv is not a replica of Joe Gibbs, but what he is, is the most professional, dedicated, intelligent young football brain I have run across," says Mr Cooke. "I have such complete, irrevocable confidence in Norv. Nothing in my mind will change it. We're lucky to have him guiding the Redskins."

In 1989, Mr Cooke saw something similar in another relative unknown, Charley

Casserly, and named him general manager of the Redskins. Casserly had the Redskins winning the Super Bowl in three years.

The same qualities he saw in Gibbs, Casserly and now Turner, he first discovered in a future Hall of Famer years before. While owner of the Maple Leafs, his minor league baseball team, Mr Cooke had an infielder on his team named Sparky Anderson. At the owner's suggestion, Anderson stopped playing and became the manager of the Maple Leafs in 1964. Thirty-one years later, Anderson is still going strong on his route to baseball's Hall of Fame.

And Mr Cooke does not stop with the best people. In August of 1992, Redskin Park opened. The state-of-the-art Park includes three grass and one astroturf practice field, spacious weight room, locker room, training and equipment facilities along with large team meeting rooms and office space. Located in Ashburn, VA, the 75,000 square foot building is buffered by 161 acres of rural countryside. It is regarded as the finest training facility in pro sports.

Another of Mr Cooke's buildings bears a similar appellation. In 1967, as Chairman of the NBA's Los Angeles Lakers and NHL's Los Angeles Kings, Mr Cooke ran into a concrete wall with that city's Coliseum Commission on an arena lease for his teams. He retaliated by building the first privately funded indoor arena in the United States. Today the Los Angeles Forum continues to rank at the top of the country's arenas.

While the Redskins may be the crown jewel of his sporting interests, they do not stand alone in his successes. For over forty years, Mr Cooke has been a premier sportsman, beginning with minor league baseball. He purchased the Maple Leafs in 1951 and a year later was named Minor League Executive of the Year by *The Sporting News*.

As owner of the Maple Leafs, Mr Cooke formed a close association with Branch Rickey, and developed much of his sporting philosophy through their friendship.

Then came expansion into professional basketball and hockey in Los Angeles, where he became Chairman of the Board and President of California Sports, Inc., corporate parent of the Forum, the Kings, and the Lakers.

Chances are one of the records set by his World Champion 1971-72 Laker team - a remarkable 33 consecutive game winning streak - may even outlast the Forum. In addition, Mr Cooke laid the foundation of Laker championships for years to come when he traded for Kareem Abdul Jabbar and drafted and signed Magic Johnson.

Mr Cooke's sporting interests also included a flirtation with golf, becoming a scratch player, and professional soccer ownership, but horses and horse racing has remained a continuing passion. He purchased Elmendorf Racing and Breeding Farm in hopes of producing a Kentucky Derby winner in the future. It is one of the few prizes that has eluded him in sports or business, but chances are that will change if history is a barometer.

Born October 25, 1912 in Hamilton, Ontario, Canada, Mr Cooke was an avid hockey player and fan. He played in the Ontario Hockey Association and was offered a scholarship to play for the University of Michigan. However, the Depression redirected him to a career in business, beginning as an encyclopedia salesman. He later joined Northern Broadcasting and Publishing, Ltd; and before he was 26, was one-third partner in Thomson Cooke Newspapers. Subsequently a 50-50 partner with Roy Thomson, the two men operated radio stations and newspapers throughout Canada. Thomson was later elevated to the peerage becoming Lord Thomson of Fleet.

Their friendly business partnership lasted until Thomson passed away in 1985.

Mr Cooke still maintains his interest in the communications industry with ownership of the *Los Angeles Daily News*. His hand also extends to many other endeavors, including ownership of the Chrysler Building, cable television systems, and real estate enterprises.

Cooke's father, Ralph E., was a picture frame manufacturer. His mother, Nancy, helped him develop an interest in music. As a youngster he played clarinet and saxophone, playing in bands in Toronto with Percy Faith, famous orchestra leader and composer, and the late Murray McEachern, outstanding trombonist. Mr Cooke still plays the piano, and is a member of ASCAP and BMI, having written and published many songs.

Variety accentuates his life. His love for the English language is reflected in every conversation and he continues to read 60 to 70 books a year. His hobbies include antiques, wine, and riding his prize collection of Tennessee Walkers.

Mr Cooke still finds time to take in practice at Redskin Park, rain or shine. He and his wife, Marlana, also make regular, mid-summer trips to the team's training camp to check the progress of the Redskins.

Pulitzer Prize winner Jim Murray, in his autobiography says of Mr Cooke: "He was an owner's owner. He'd come a long way from the fast-talking encyclopedia salesman to the councils of power in the world seat of power. Jack took it all in stride. They were lucky to know him."



Owner Jack Kent Cooke and his daughter, Jacqueline, attend a Redskins practice session at Redskin Park.





JOHN KENT COOKE

A new training camp site in Frostburg, Maryland, a radio contract giving Redskins broadcasts a new stereo sound on one of the most powerful FM stations in the region, and a new preseason television contract made the off-season a particularly busy one for the Redskins. And at the center of it all, right where he has been for the past 14 seasons, is Executive Vice President John Kent Cooke Sr.

"I'm amazed at just how much John Kent Cooke does behind the scenes to ensure this organization runs as smoothly as it does," says the Head Coach Norv Turner.

The Skins off-the-field accomplishments since Mr Cooke assumed administration of the team in 1981 rival the eight playoff appearances, four NFC championships, five NFC East division titles, and the four Super Bowl appearances.

The most vivid example of his leadership is Redskin Park, which became the headquarters of the team in August of 1992. Mr. Cooke coordinated the design and construction of the 161-acre state-of-the-art training complex, which is considered at the top of NFL training facilities.

The team's saturation of the radio and television markets in the metropolitan Washington area is another testament to Mr. Cooke's marketing and negotiating ability. An innovator in the telecasts of preseason scrimmages, the Redskins preseason television contract with WJLA, renewed last winter, ranks among the most attractive in sports.

In March, Mr Cooke negotiated a three-year radio contract with flagship station, WJFK-FM, which will broadcast games in stereo simultaneously with WLIF-FM in Baltimore, enhancing the Redskins radio network, traditionally one of the largest in the NFL with over 90 stations stretching from New Jersey to South Carolina.

The NFL recognized his ability when Mr Cooke was asked to serve on the Special Commissioner Committee selecting the current Commissioner, Paul Tagliabue. In turn, Tagliabue tabbed Mr Cooke four years ago for assistance, as a member of the Executive Committee of the Management Council, in negotiating a new player union contract. After countless hours of work, those efforts came to fruition in 1992 with the new agreement between the League and the NFL Players Association. Given his varied and extensive background, Mr Cooke's management success with the Redskins is understandable. He attended Waterloo College in Canada, majoring in English and journalism. In 1959, he became a trainee director/producer with Associated Television in England, and worked in Los Angeles a year later in the production department of QM Productions, a Hollywood television production company, and subsequently American Cablevision Company, a cable television company.

In 1965, Mr Cooke became the Vice President of Advertising, Sales, and Promotions for all sports and entertainment events at the Forum in Inglewood, CA, the home of the NBA Lakers and the NHL Kings.

Mr Cooke relaxes away from professional sports with his wife, Rita, sailing their 42-foot sloop "Que".

Mr Cooke has two sons, John, Redskins' Director of Stadium Operations and Club Promotions, and Thomas, a student at the Brooks Institute of Photography in Santa Barbara, CA.



BOARD OF DIRECTORS



Jack Kent Cooke



John Kent Cooke



Ralph Kent Cooke

Executive Vice President of Elmendorf Farm Inc., in Lexington KY...Officer and Director of Jack Kent Cooke Inc., Pro Football Inc., Cooke Properties Inc., and Redskin Properties...Born 1937 in Toronto, Canada...Educated at S. Andrews and UCC College...Moved to Monterey CA in 1960, General Manager of KMBY Radio. Established RKS Inc. Advertising in 1964. Founded Intralink Inc., motion picture marketing company and Lamborghnini Inc., National distributor for Lamborghini automobiles. Moved to Lexington KY in 1988. Executive Vice President of Elmendorf, famous breeding and racing thoroughbred horse nursery. Married Anita Crane in 1984...three children, Jeannie, Ralph Jr and Phillip.



WINNING WAYS

Charting The Redskins

Best Record, 1970-1994

1. Miami	248-126-2	.662
2. Dallas	239-137-0	.636
3. LA Raiders	236-134-6	.636
4. Washington	228-147-1	.610
5. San Francisco	225-148-3	.602

Most Super Bowl Appearances

1. Dallas	7
2. Washington	5
San Francisco	5
Miami	5

Most Super Bowl Wins

1. San Francisco	5
2. Pittsburgh	4
3. Dallas	4
4. Washington	3
Raiders	3

Most NFC/NFL Titles

1. Green Bay	8
2. Washington	7
Chicago	7
Dallas	7
5. NY Giants	5
San Francisco	5

Best Postseason Record, All-Time

1. Green Bay	15-7	.682
2. San Francisco	21-11	.656
3. Dallas	28-18	.609
4. Washington	21-14	.600
5. Pittsburgh	17-12	.586

Most Postseason Games, All-Time

1. Dallas	46
2. Raiders	36
3. Washington	35
4. Rams	33
5. NY Giants	32
San Francisco	32

Best Overtime Records, All-Time

1. Washington	9-4-0	.692
Buffalo	9-4-0	.692
3. Cincinnati	11-5-0	.688
4. Pittsburgh	9-4-1	.679
5. NY Jets	9-6-0	.600

Toughest Places To Play

Stadium	Team	Regular Season	Postseason	Overall	Pct.
1. Three Rivers Stadium	Pittsburgh	138-54-0	9-4-0	147-54-0	.731
2. Texas Stadium	Dallas	125-54-0	13-4-0	138-58-0	.704
3. Joe Robbie Stadium	Miami	40-23-0	3-1-0	43-24-0	.662
4. Cleveland Stadium	Cleveland	199-112-4	9-6-0	208-118-4	.636
5. RFK Stadium	Washington	153-94-3	11-1-0	164-94-3	.632

Simply Super

The Redskins have played in five Super Bowls, tying Miami and San Francisco for the second most appearances in Super Bowl history. Since 1982, the Redskins have appeared in four Super Bowls and are one of only five teams in NFL history to achieve the distinction of reaching the Super Bowl four times within a 10-year span (1982-91).

Super Bowl VII	Lost to Miami 14-7
Super Bowl XVII	Defeated Miami 27-17
Super Bowl XVIII	Lost to LA Raiders 38-9
Super Bowl XXII	Defeated Denver 42-10
Super Bowl XXVI	Defeated Buffalo 37-24



CHARLEY CASSERLY

General Manager • 19th NFL Season • Springfield

Whether he's quietly enjoying the aftermath of one of four Super Bowl seasons he has experienced with the Redskins, or overseeing the current rebuilding of the team, Charley Casserly knows only one style.

"Casserly's Way" starts with dedication, a tireless work ethic, and a military-like preparedness, as intense today as 18 years ago when he began as an unpaid intern under George Allen. Typical were Casserly's hours of research and preparation leading up to Norv Turner's hiring as head coach last year, a well-known fact among those at Redskin Park.

In six years as the Redskins general manager, Casserly has coupled that diligence with uncanny instincts to lead the Redskins to three playoff appearances and a Super Bowl crown. But Casserly sees this season, critical to the rebuilding of the Redskins, as one of the most important in team history.

"It's an exciting time," says Casserly. "Vince Lombardi had a saying, 'The greatest glory is rising when you fall. We have a chance to accomplish something great right now. You just have to keep working, working harder, and just keep at it.'"

And Casserly has been "at it."

Last December, NFL general managers selected the top 10 free agent signings of 1994. Two of the top five selected were Redskins: wide receiver Henry Ellard and Pro Bowl linebacker Ken Harvey. No other team had more than one on the list.

This spring, ESPN cited the Redskins as the team which had improved itself the most with its free agent signings in 1995, referring to safeties Stanley Richard and James Washington, and linebackers Rod Stephens and Marcus Patton.

In last April's college draft, the Redskins took all-America wide receiver Michael Westbrook, from Colorado, with the fourth overall pick and then took another first team All-America in the second round, center Cory Raymer from Wisconsin.

The Redskins' 1994 draft produced the NFL's two top rookie quarterbacks in the draft: Heath Shuler from Tennessee and Gus Frerotte from Tulsa. That draft also included projected starter Tre Johnson, an offensive lineman from Temple, wide receiver Tydus Winans, who averaged more than 18 yards per catch as a rookie last season and defensive tackle, Dexter Nottage, whose increase in size and strength this year has grabbed everyone's attention.

Casserly's eye for talent has long been acknowledged at Redskin Park, but it became evident to the general public with his very first selection as general manager.

The Redskins went into the 1990 draft without a first round selection when Casserly and his scouts tabbed Andre Collins deep in the second round as the 46th player. The Penn State linebacker went on to become the team's leading tackler over the next five seasons.

Three rounds later, Casserly saw enough to draft an option quarterback from Southwest Louisiana as a running back/return specialist. That player, Brian Mitchell, gained a combined total of 2,477 combined

net yards last season, second most in NFL history.

The ability to find a diamond in the rough is not new to Casserly. As a Redskins scout he was responsible for uncovering two members of the original Hogs, Joe Jacoby and Jeff Bostic, as free agents.

Casserly trades brought two key defensive line members of the Redskins Super Bowl XXVI title team to Washington. Tim Johnson and Eric Williams both started on that team.

However, 1987 provided the ultimate hurdle for Charley's organizational and scouting skills when he oversaw the assembly of the Redskins replacement team during the players strike. That group was undefeated, winning a memorable Monday Night game at Dallas.

Casserly was equally impressive in Plan B free agency where he earned a league wide reputation as a premier judge of talent. In a system where the stars were protected, Casserly signed eventual starters Brad Edwards, Danny Copeland, Ron Middleton, Fred Stokes, Ray Brown, and Martin Mayhew as well as adding pass rushing specialist Jumpy Geathers.

Casserly's most critical option came in 1977 when he was a high school teacher/coach in Massachusetts working to get into college or pro coaching. When no doors opened to college ranks, Casserly wrote all 28 NFL teams, offering his services. Only two teams (Washington and New England) indicated any interest.

"I told them I'd work for free, breaking down film, cleaning the locker room, anything," recalls Casserly.

Redskins coach George Allen took Casserly up on his offer, providing an internship with no pay, and Casserly soon packed and moved to Alexandria where rented a room at the YMCA for \$8 a night.

When Allen left Washington for the Rams, Charley turned down an opportunity to move to Los Angeles, electing to go into scouting for the Redskins. Discovering free agents such as Jacoby and Bostic caught the eye of General Manager Bobby Beathard, who promoted Charley to Assistant General Manager in 1982.

When Beathard resigned in May of 1989, team owner Jack Kent Cooke did not hesitate in promoting Casserly, predicting the newly appointed general manager would "be capable of keeping the Redskins in contention in the National Football League."

"I'm fortunate to be in a strong organization with a great owner," says Casserly. "Owners win football games."

However, identifying those needs is Casserly's doing and he has proven exceptional. Whether signing a Henry Ellard, or drafting a Brian Mitchell, Charley has shown an instinct for making the right moves.

His determination and work ethic took him as far as college football at Springfield College, where he earned a B.S. in education and a master's in guidance. He served as an assistant coach at Cathedral High School in Springfield from 1969-72 and as an assistant at Springfield College from 1973-74. He was athletic director at Cathedral (1974-75), then went to Minnechaugh High from 1975-76 as head football coach.

Casserly is a native of River Edge, N.J., and attended Bergen Catholic High School in Oradell, N.J. Born February 27, 1949, Charley and his wife, Bev, have a daughter, Shannon, 11. They reside in Sterling, VA.



BOBBY MITCHELL

Asst. General Manager • 38th NFL Season • Illinois



Few names are more synonymous with the Washington Redskins than Bobby Mitchell. In 34 years of loyal service as a player, scout, front office executive and good will ambassador, Bobby has gained the respect and admiration of the entire NFL and Washington, D.C. community.

A 1983 inductee into the Pro Football Hall of Fame, Bobby joined the Redskins' personnel staff in 1969 following his retirement as a player. He was promoted to Director of Pro Scouting, then to Assistant to the President in 1978. He was named Assistant General Manager in 1981. Bobby enters his 38th National Football League season.

He has come a long way since being an eighth round draft selection by the Cleveland Browns in 1958. He played in four Pro Bowls (one with Cleveland and three with Washington) over his 11-year playing career and is considered one of the NFL's all-time great multi-purpose players.

Bobby came to Washington in 1962 after starting with Jim Brown in the Cleveland backfield. He was traded to Washington along with Leroy Jackson for Ernie Davis (Washington's number one draft choice in 1962) and was switched to wide receiver. As a Brown and Redskin he posted 2,735 yards rushing on 513 attempts (5.3-yard average); 521 receptions for 7,953 yards (15.3-yard average), 69 punt returns for 699 yards (10.2-yard average), 102 kickoff returns for 2,690 yards (26.4-yard average, 13th all-time); 91 touchdowns (12th all-time, tied) for 546 points; and 14,078 total yards (11th all-time).

Bobby has been selected to Who's Who in Black America, the Arkansas Hall of Fame, the D.C. All-Star Hall of Fame and the Washington, D.C. Touchdown Club Hall of Fame. He is a board member of the American Lung Association (D.C.) and the Martin Luther King, Jr. Federal Holiday Commission. The popular, and hugely successful, Bobby Mitchell/Infiniti Hall of Fame Golf Classic V benefits the Leukemia Society of America, National Capital Area raising over \$500,000 dollars. Past participants include NFL Hall of Famers Jim Brown, Sonny Jurgensen, Charley Taylor, Ken Houston, John Riggins, Sam Huff, Dick "Night Train" Lane, Deacon Jones, Willie Lanier, Hugh McElhenny, Lenny Moore, Gale Sayers, Bart Starr, Jim Taylor, Otto Graham and Paul Warfield, along with NBA Hall of Famers Oscar Robertson and Bill Russell.

Born June 6, 1935 in Hot Springs, AR, Bobby graduated from the University of Illinois in 1958 with a bachelor of arts degree in education. He was presented last year with the prestigious Alumnus Varsity "T" award by the University of Illinois for outstanding alumni achievement. Bobby and his wife, Gwen, who is a Washington, D.C. lawyer, have two children: Terri, a graduate of Illinois, and Robert C. Jr, a Stanford graduate. The Mitchell's reside in Washington, D.C.

Mitchell Highlights

When Bobby Mitchell retired following the 1968 season, he was the NFL's second all-time leading receiver behind Raymond Berry with 521 catches. He was second behind Jim Brown in total yards with 14,078 and was fourth in touchdowns with 91. From 1962-67, he ranked 1st, 2nd, 5th, 4th, 6th and 4th in receiving and was named to the Pro Bowl from 1961-64.



COACHES & STAFF







NORV TURNER

Head Coach

• 2nd Season •

Oregon



Turner Up Close

- The year before Norv arrived in Dallas, the Cowboys were ranked dead last in offense. His first season the Cowboys improved to 9th and finished 4th the following two seasons.
- Norv's brother, Ron Turner, is the offensive coordinator for the Chicago Bears.

Moments after he signed a new two-year contract with the Redskins last March, veteran cornerback Darrell Green, the Redskins five-time Pro Bowler, had this to say about Norv Turner: "Last season was disappointing in terms of wins and losses, but I saw lot of character being developed. I've seen Norv learn and evolve. Seeing that cohesion and being a part of it is something I look forward to."

It was sentiments such as those that were echoed all throughout Redskin Park, following Norv Turner's first season as a head coach.

There was this from Redskins owner Jack Kent Cooke: "What pleased me most about the season was the calmness and the fortitude that Norv Turner showed throughout the season. There was no hysterical outburst, no deep-rooted gloom and groans."

And this observation from *The Washington Post*: "...the confidence in-and adherence to- his long-term plans remain unshaken and steadfast so much so that he still can focus on work when he works and on his family when he's with them."

Through a combination of teaching and learning, Norv began giving the Redskins a sense of direction while building a foundation for the future. The teaching came as Norv boldly became the first Redskins head coach to start two rookie quarterbacks in the same season. The learning came from losing seven games by a combined total of 21 points.

"There is no way you can learn more about people than going through the kind of tough season we had in 1994," says Turner. "When you understand we weren't very far away from winning some of those games, that's something we're going to build on this season."

Under Norv, rookie quarterback Heath Shuler went from rattled rookie to the NFC East's top-rated passer over the final month of the season. Despite the fact that rookies Shuler and Gus Frerotte were in for 70% of the Redskins plays, the team's offense improved from 26th in the NFL in 1993 to 17th last season.

Norv's history strongly suggests the rebuilding of the Redskins will soon be successfully completed. In the three years before joining the Redskins, he was offensive coordinator of the Cowboys and won Super Bowl rings in 1992 and 1993. Under Norv, Dallas' offense went from last in the NFL in 1990, the year before his arrival, to 9th in 1991, to 4th in his last two seasons. The Cowboys

were 43-13 during Norv's three years; 11-37 the previous three. While the records were vastly different, the players stayed pretty much the same.

Prior to joining the Cowboys, he spent six seasons (1985-90) as receivers coach with the Rams. The team advanced to postseason play in four of the six seasons while establishing the top three passing seasons in club history. Rams' quarterback Jim Everett enjoyed the best years of his career with 60 touchdown passes combined in 1988 and 1989.

Norv's personal history is just as compelling. It is the story of a driven, self-made man, a theme familiar to that of Mr. Cooke, a one-time encyclopedia salesman and of General Manager Charley Casserly, who began with the Redskins 17 years ago as an unpaid intern.

Norval Eugene Turner was born in LeJeune, North Carolina, on May 17, 1952. He was raised in Martinez, California, one of five children in a single-parent household, nurtured by a loving and remarkably strong-willed mother caught in the vise of multiple sclerosis.

While the disease may have ravaged her physical strength, it could not defeat her spiritually. Reluctantly relying on welfare and public housing, Vicky Turner made the decision to remain home and care for her children.

"I am here today and we survived because my mother did an amazing job of keeping us together," says Turner. "She gave us love. She taught us right from wrong. She taught us to treat people the way we wanted to be treated. And she never gave up."

A multi-sport star at Alhambra High School, Norv was the starting quarterback for the Bulldogs. One of his receivers was younger brother, Ron, now the offensive coordinator of the Bears. Off the field, Norv was just as accomplished. The Martinez City Council was impressed enough with him that the members asked him to serve on the council as a student advisor.

An all-area selection as a senior, Norv went on to play at the University of Oregon, where he was recruited by a couple of assistant coaches named John Robinson and George Seifert.

For most of his college career, Norv played behind future Hall of Famer Dan Fouts, but he never stopped trying or learning. "I can remember listening carefully to him because Norv would find things others older than him had missed," says Robinson.

After a three-year playing career at Oregon, Norv became a graduate assistant for the Ducks in 1975. A year later, Robinson, who had moved on to the University of Southern California, hired him as an assistant. Norv oversaw the receivers (1976-79), defensive backs (1980), and quarterbacks (1981-83), before he was named offensive coordinator of the Trojans in 1984. It was during that season that USC defeated Ohio State in the Rose Bowl.

Robinson then came calling again, this time from the Rams where he had gone as head coach in 1983. The Rams had not passed for 3,500 yards in a season since 1950. After Norv arrived as the Rams' receivers coach, they did it in each of his last three seasons there, finishing 3rd, 4th and 3rd in the league in 1988, 1989 and 1990. The year before his arrival, the Rams were 27th in the NFL in passing yards and completed 30 fewer passes than any other NFL club. It was under Norv that Henry Ellard and Flipper Anderson each went over

David Aldridge

Dave Sell

Thomas Boswell

Tony Kornheiser

Michael Wilbon



If you don't get it, you don't get 'em.

1,000 yards in 1989 and 1990.

In 1991, Cowboys Head Coach Jimmy Johnson tabbed him as offensive coordinator. No one benefitted more from Norv's presence in Dallas than quarterback Troy Aikman. In his three years working with Norv spanning 42 games, Aikman completed 810 of 1,228 passes (69%), including 49 touchdowns and 30 interceptions while averaging 221 yards per game. His quarterback rating was 91.7. Prior to Norv's arrival, Aikman, in 26 NFL games, had completed 381 of 692 passes (55.1%), including 20 touchdowns and 36 interceptions, while averaging 166 yards per game. His rating was 62.0.

"He did a phenomenal job with our offense and really developed me," says Aikman. "He prepared us so well that all we had to do was go out and play."

The Cowboys had eight offensive players make the Pro Bowl in Norv's last season: Aikman, Michael Irvin, Daryl Johnston, Jay Novacek, Nate Newton, Mark Stepnoski, Erik Williams, and Emmitt Smith. Only Smith had reached that level before Norv arrived.

"For a guy to come in and blend all the personalities and talent we had, he did a remarkable job," adds Aikman. "His biggest strength is that he puts people in a position where they have a chance to be successful."

Norv's past closely resembles that of another offensive minded assistant who was also given his first coaching opportunity by Jack Kent Cooke 13 years earlier: Joe Gibbs.

The parallels between Gibbs and Turner are clear. Both are North Carolina natives who grew up in California. Both coached at USC. And both learned the passing game from offensive wizard Ernie Zampese, who was with Gibbs on the Chargers' staff and with Turner at Los Angeles.

Says Jack Kent Cooke: "He is not a replica of Joe Gibbs, but what he is is the most professional, dedicated, intelligent young football brain I have run across. I have total confidence in Norv Turner."

Norv is married to the former Nancy Marpe, who was John Robinson's secretary at USC when the two met. They have three children: Scott, Stephanie and Drew. The Turners live in Oakton, Virginia.





RON LYNN

Defensive Coordinator • 10th Season • Mt. Union

COACHING: For the fourth time in his career, Ron Lynn has been asked to mold a defense and get results. The previous three times, as the defensive coordinator for the USFL's Oakland Invaders, the San Diego Chargers and the Cincinnati Bengals, the results were the same -- success in a short amount of time. Before joining the Redskins in 1994, Ron spent two seasons guiding the Bengals defense that went from the worst in the NFL to 16th in his last

season. Before that, he spent six seasons as the defensive coordinator for the San Diego Chargers (1986-90) where he took a defense ranked 28th in the NFL the year before his arrival, to sixth in 1989 and fifth in 1990. His introduction to pro football came with the USFL's Invaders from 1983-85. During his three years in Oakland, his defense led the league in sacks and finished third overall, while his '85 unit finished second against the run, allowing 101.8 yards a game. Ron also spent 17 years coaching on the collegiate level with stops at Toledo (1966-67), Mt. Union (1968-73), Kent State (1974-76), San Jose State (1977-78), University of the Pacific (1979) and California (1980-82).

PLAYING AND PERSONAL: Ron played college football at Mt. Union College in Alliance, Ohio, where he received his bachelor of science degree in chemistry. He earned a master's degree in education from the University of Toledo. Born December 6, 1944, in Struthers, Ohio, he attended Struthers High School. He and his wife, Cynthia, have sons, Ryon, 7, and John, 5. Son Alec died March 18, 1993. He was 15 months old. The Lynns reside in Reston, VA.



CAM CAMERON

Quarterbacks • 2nd Season • Indiana

COACHING: With one year under his belt in the NFL, Cam begins his second season tutoring Heath Shuler and Gus Frerotte. Despite the fact that a pair of rookie QBs took nearly 70% of the snaps last season, the Redskins passing game improved from 26th in 1993 to 11th. Before joining the Redskins, Cam spent 10 seasons at the University of Michigan. He served as a graduate assistant for two years (1984-85), before becoming the youngest full-time member of the Wolverine staff in 1986 coaching quarterbacks and wide receivers. His 10 years at Michigan included six Big Ten championships, while coaching current NFL quarterbacks Jim Harbaugh, Elvis Grbac and Todd Collins and NFL wide receivers Desmond Howard, Chris Calloway and Derrick Alexander.

PLAYING AND PERSONAL: Cam was a two-sport letterwinner in football and basketball at Indiana. He lettered two years at quarterback and three in basketball before a football knee injury ended his playing career as a senior. He earned his

bachelor's degree in business management and education from Indiana. Choosing coaching as a career should come as no surprise. Cam's stepfather, Tom Harp, was head football coach at Duke, Cornell and Indiana State, after a successful high school coaching career at Ohio powerhouse Massillon. He and his stepfather have the unique experience of coaching Heisman Trophy winners. Cam coached Desmond Howard at Michigan, while Harp was the running backs coach at West Point when Pete Dawkins won the coveted award. Born February 6, 1961, in Chapel Hill, NC, Cam attended South High School in Terre Haute, IN, where he led the team to three trips to the basketball state finals. Cam and his wife, Missy, have a son, Tommy, 1, and they reside in Ashburn, VA.



RUSS GRIMM

Tight Ends

• 4th Season •

Pittsburgh

COACHING: A bridge from the Redskins Super Bowl triumphs of the past to the present, Russ has been the heart and soul of the Redskins offensive line since 1981. Now in his fourth season as an assistant coach, he has passed along that experience and knowledge to the current crop of Redskins tight ends. Respected

as a player, that respect has carried over to the coaching sidelines where he has gained a reputation as a teacher in the classroom and on the field.

PLAYING AND PERSONAL: One of the greatest players in Redskins history, Russ was selected to four consecutive Pro Bowls from 1983-86 and was selected to the 1980s NFL all-Decade team as a first team choice at guard. During his 11 seasons with the Redskins, Russ was the cornerstone for the Redskins offensive line known as the "Hogs" and helped make "Counter-trey" and "Counter-gap" household words. He helped the Redskins to four Super Bowl appearances and three world championships. Russ was an all-American at Pittsburgh and was selected in the third round by the Redskins in the 1981 draft. Born May 2, 1959, in Scottsdale, PA, he attended Southmoreland (PA) H. S. He and his wife, Karen, have 4 children: Chad, 10, Cody, 8, and 5-year old twins, daughter Devin and son Dylan. They reside in Fairfax, VA.

Redskins 1995 Non-Divisional Opponents

Home Games:

Carolina - The Redskins are 3-1 against the most recent expansion franchises in their first year.

Seattle - Last meeting: Seattle won, 28-7 in 1994...Redskins lead all-time series 5-2.

Detroit - Redskins have won a league record 16 straight from the Lions...lead all-time series, 22-8.

LA Raiders - Last meeting: Raiders won 21-20 in 1992...Raiders lead all-time series 5-2.

Away Games:

Tampa Bay - Bucs won both games in 1994 by a total of eight points...Skins lead all-time series 4-2.

Denver - Last meeting: Redskins won 34-3 in 1992...all-time series tied 3-3. Redskins haven't played in Denver since 1987 and haven't won there since 1970.

Rams - Last meeting: Redskins won, 24-21 in 1994...lead all-time series 15-5-1.

Kansas City - Last meeting: KC won 35-16 in 1992...KC leads all-time series 3-1.




MIKE HALUCHAK

Linebackers

• 10th Season •

USC

COACHING: Redskins Defensive Coordinator Ron Lynn knows the value of finding the right combination and sticking with it. Since 1983, Mike has been right alongside Ron every step of the way. And success has followed. Last season, Mike was instrumental in Ken Harvey's development into a Pro Bowl linebacker. Before joining the Redskins, Mike coached alongside Ron for two seasons in Cincinnati, six seasons in San Diego (1986-90) and three seasons with the USFL's Oakland Invaders (1983-85). He coached seven years on the collegiate level, coaching linebackers at North Carolina (1982), California (1981) and the University of the Pacific (1979-80). He was defensive backfield coach at Fullerton State in 1978 and was a graduate assistant at USC in 1976-77.

PLAYING AND PERSONAL: Mike's playing career included one of the most memorable periods in the storied history of USC football. His four-year playing career for the Trojans, where he started at inside linebacker and strong safety, included two Rose Bowl appearances, vs. Ohio State in 1969 and Michigan in 1970. Mike received his bachelor's degree in history from USC and a master's degree in secondary education from California Lutheran College. Born November 28, 1949, in Concord, CA, he attended Clayton Valley High School in Concord. Mike and his wife, Carol, live in Sterling, VA.




JIM HANIFAN

Offensive Line

• 23rd Season •

California

COACHING: The Redskins offensive line provided the best pass protection in the NFC in 1994 allowing only one sack per 26 pass attempts. But that's become a trademark under the watchful eye of Jim Hanifan. Twice during his successful career, his offensive line has responded with record-setting years. As the offensive line

coach for the St. Louis Cardinals in 1975, his line only gave up eight sacks (2nd all-time), and allowed the fewest sacks in the league from 1974-78. Including the 1991 postseason, the Redskins' nine sacks were the fewest ever allowed by a team in 19 games. Jim's record as a molder of Pro Bowlers hasn't diminished in Washington with Jim Lachey and Mark Schlereth earning Pro Bowl honors. As an assistant coach he has tutored some of the NFL's premier linemen during the last three decades like Dan Dierdorf, Ed White, Conrad Dobler and Bill Fralic. Jim spent 12 years in St. Louis as the offensive line coach (1973-78) and then as head coach (1980-85). He left the Cardinals in 1979 to re-join Don Coryell in San Diego as assistant head coach. In 1977, Jim was named the league's top assistant coach by a vote of NFL coaches. In 1987, Jim moved to Atlanta as offensive line coach for three seasons. He began his coaching career on the collegiate level at Yuba (CA) Junior College from 1961-63, Glendale (CA) Junior College from 1964-66, Utah from 1967-70, followed by one-year stints at

California in 1971 and San Diego State in 1972.

PLAYING AND PERSONAL: Jim was an all-America tight end at California (1952-54) where he led the nation in receiving as a senior. Following his collegiate career at Berkeley, Jim played one season with the Toronto Argonauts (1955) in the CFL. Born September 21, 1933, in Compton, CA, Jim attended Covina High School in Covina, CA. He and his wife, Marianna, have 2 children: Kathleen, 34, and James, 22. The Hanifans reside in Ashburn, VA.



TOM HAYES

Defensive Backs • 1st Season • Iowa

COACHING: For 24 autumns Tom developed players who went on to star in the NFL, including Pro Bowlers Eric Turner from the Browns and Carnell Lake from the Steelers, along with Redskins safety James Washington and Cowboys cornerback Kevin Smith. Now it's his turn as he begins his first year in the NFL. Tom joined the Redskins after spending the past four seasons as the defensive coordinator at Oklahoma. Before joining the Oklahoma staff, Tom was assistant head coach at Texas A&M. His previous coaching experiences included nine seasons at UCLA (1980-88), the last seven as defensive coordinator, where the Bruins won four Pac 10 championships. Other stops included one year as defensive coordinator at Cal State-Fullerton (1979), where his defense was ranked first in the conference after finishing dead last the year before. A two-season stay as the secondary coach at Iowa (1977-78) followed three years as a high school head coach at Kuemper (IA) High School (1974-76) and one year as the secondary coach at Coe (IA) College.

PLAYING AND PERSONAL: Tom was a three-year starter as a defensive back for the Iowa Hawkeyes and was signed as a free agent by the Cincinnati Bengals. He earned

Hail to the Redskins

On August 17, 1938, "Hail to the Redskins" made its debut as the official fight song of the Washington Redskins. Since its debut 54 years ago, the song, written by renowned band leader Barnee Breeskin, has had a few minor changes from the original lyrics penned by Corinne Griffith (wife of owner George Preston Marshall). Griffith's original lyrics had "Fight for old Dixie" instead of today's "Fight for Old D.C." Also, Griffith originally had "Scalp 'em, Swamp 'em. We will take 'em big score. Read 'em, weep 'em Touchdown, we want heap more" instead of today's version.

"Hail to the Redskins!
 Hail Victory!
 Braves on the Warpath!
 Fight for Old D.C.!
 Run or pass or score -
 we want a lot more!
 Beat 'em Swamp 'em Touchdown-
 let the points soar!
 Fight on, Fight on -
 Till you have won,
 Sons of Wash-ing-ton!!"

his undergraduate degree in finance/insurance from Iowa in 1971. Born March 26, 1949 in Keokuk, Iowa, he attended Atlantic (IA) High School. He and his wife, Cindy, have three children, Andy, 18, Lindsay, 14, and Sarah, 9, and reside in Sterling, VA.



RAY HORTON

Assistant Defensive Backs • 2nd Season • Washington

COACHING: Ray made the transition from player to coach a smooth one last season and was promoted to assistant secondary coach this year. Ray will assist defensive backs coach Tom Hayes with the development of the Redskins secondary which takes on a new look this year with the additions of safeties James Washington and Stanley Richard acquired in free agency.

PLAYING AND PERSONAL: A second round draft pick in 1983 by Cincinnati, Ray spent his first six years with the Bengals and started in Super Bowl XXIII against the 49ers. After joining the Cowboys as a Plan B free agent in 1989, Ray went on to start 48 of 50 games at free safety from 1989-1991, during which time he forced and recovered more fumbles than any other Cowboy. In 1991, he became the first player in Cowboys history to score a defensive touchdown in back-to-back games, with a 20-yard fumble return for touchdown against the Giants and a 35-yard interception return for touchdown against the Packers. He earned a Super Bowl ring in 1992 with the Cowboys. Ray earned all-America and all-PAC 10 honors at Washington where he played cornerback. Born April 12, 1960, in Tacoma, WA, he attended Mt. Tahoma, H.S. He and his wife, Leslie, have a daughter, Taylor, 7, and a son Jarren, 3, and reside in Ashburn, VA.



BOBBY JACKSON

Running Backs • 13th Season • Samford

COACHING: Bobby begins his second season with the Redskins after a two-year stint with NFC East rival the Arizona Cardinals. Jackson's impressive resumé and talents will be invaluable as the Redskins continue to build their offense around a youthful backfield. Before joining the Cardinals, Jackson was the offensive backs coach for the San Diego Chargers from 1987-91. Prior to his tenure with the Chargers, Jackson coached the Atlanta Falcons' H-backs and tight ends in 1986 and linebackers from 1983-85. Jackson also brings impressive college coaching credentials. He coached linebackers and defensive ends at Florida State from 1965-69 before taking over the running backs at Kansas State during the 1970-72 seasons. In the 1973-74 campaigns, Jackson was the linebackers coach and defensive coordinator at Kansas State before moving on to Louisville as defensive coordinator in 1975-76. Before making the step to the pros, Jackson spent six seasons at Tennessee as a running backs coach from 1977-79, and as linebackers coach and defensive coordinator from 1980-82.

PLAYING AND PERSONAL: Bobby began his college career at South Georgia J.C. in Douglas, GA, before graduating from Howard College (now Samford University) with a degree in physical education. He was a two-time little all-America running back and was coached by current Florida State coach Bobby Bowden. He later earned a master's degree in physical education at George Peabody College (now part of Vanderbilt University). Born February 16, 1940, in Forsyth, GA, he attended Mary Persons High School. He and his wife, Nancy, live in Sterling, VA, and have two sons, Jeff, 28, and Ken, 25.



BOB KARMELOWICZ

Defensive Line • 4th Season • Bridgeport

COACHING: The first thing you notice about Bob at practice is his enthusiasm. The second thing you notice is the positive response and results he gets from his players. His distinct coaching style was groomed and learned through 16 years on the collegiate level and two seasons with the Cincinnati Bengals (1992-93). Before entering the NFL coaching ranks, Bob tutored the defensive line of the Miami Hurricanes for three seasons, helping produce the nation's number one ranked defensive unit in 1989 and the country's number one ranked scoring defense in 1991. His tenure at Miami also produced current Cowboy Russell Maryland, and Cortez Kennedy of the Seattle Seahawks. Bob's other college coaching stops included Arizona State (1974-79), Massachusetts (1979-80), Texas-El Paso (1980-81), Illinois (1982-87), Washington State (1987-88) and Miami (1989-91).

PLAYING AND PERSONAL: A 1972 graduate of the University of Bridgeport, Bob was a three-year starter and consensus Little all-American nose tackle as a senior. Bob earned his undergraduate degree in physical education from Bridgeport and picked up his master's degree from Arizona State. Born July 22, 1949 in New Britain, CT, he attended New Britain High School. Bob and his wife, Olga, reside in Sterling, VA. Their family includes Liz, Marissa, Dave and Punky.



TERRY ROBISKIE

Wide Receivers • 14th Season • LSU

COACHING: Terry's first year in Washington brought stunning results. The Redskins were the only NFL club to have three receivers average 18 or more yards per catch while catching an average of at least one ball per game: Henry Ellard (18.9), Desmond Howard (18.2) and Tydus Winans (18.1). It was only the third time in team history that it's been done. A veteran of 12 NFL seasons with the Raiders, Terry was the team's offensive coordinator from 1989-92. His 12-year hitch also included coaching running backs (1982-85), special teams (1985-87) and tight ends (1988-92). Terry's Raiders highlights also included seven playoff appearances, four AFC West titles, one AFC championship and a 38-9 win over the Redskins in Super Bowl XVIII.

PLAYING AND PERSONAL: A four-year letterwinner and the 1976 SEC MVP as a senior for the LSU Tigers, Terry is the school's fourth all-time leading rusher gaining 2,517 yards and scoring 29 touchdowns during his career (1973-76). He received his bachelor of science degree in education from LSU. Following his Tiger career, Terry was selected by the Oakland Raiders in the 8th round of the 1977 NFL draft. His five-year NFL career included three seasons with the Raiders and two with Miami. His coaches during his NFL playing days included John Madden, Tom Flores, and Don Shula. Born November 12, 1954, in New Orleans, LA, he attended Second Ward High School in Edgard, LA. Terry and his wife, Cynthia, have three sons, Brian, 8, Andrew, 6, and Kyle, 4, and they reside in Clifton, VA.



PETE RODRIGUEZ

Special Teams • 8th Season • Western State

COACHING: A Pro Bowl punter for the fourth straight year; an NFL record setting year by returner Brian Mitchell; the league's top punt returner; the NFL's top return team and fourth best kickoff return team were just a few of the honors Pete's special teams came away with in 1994. But that kind of quality has become

synonymous with Pete's special teamers. Named the NFL's special teams coach of the year in 1992, his Cardinals coverage and return units consistently rated at or near the top of the league charts during his four-year tenure in Arizona. Punter Rich Camarillo made three straight trips to the Pro Bowl, while return specialist Johnny Bailey led the league in punt returns and was a Pro Bowl honoree. He had the same success in Los Angeles as the Raiders special teams coach from 1988-89. Tim Brown led the league in kickoff returns and was selected to the Pro Bowl, and the Raiders ranked among the league's top three in both kickoff returns and punt coverage. His entry into professional football began with the Michigan Panthers in the USFL as defensive line coach from 1983-84. He was a part of the USFL's first championship team, helping the Panthers to the title in 1983. He spent the 1985 season as defensive line coach with the Denver Gold. Before entering the ranks of NFL coaches, Pete had a successful college coaching career. He broke into coaching as a graduate assistant at Arizona (1968-69) and later served as defensive coordinator at Western Illinois (1970-73), Florida State (1974-75) and Iowa State (1976-78) before a four-year stint as head coach at Western Illinois from 1979-82. He also made stops as defensive coordinator at Northern Iowa in 1986 and the CFL's Ottawa Rough Riders in 1987.

PLAYING AND PERSONAL: Pete earned his bachelor's degree at Western State College in Colorado where he was an offensive guard and linebacker. A Chicago native, and diehard Cubs' fan, he was born July 25, 1940, and has two daughters, Regina, 31, with the U.S. District Attorney's office in Colorado, and Marla, 28, a former public relations assistant with the World League's Ohio Glory, currently the associate sports information director at Temple University. Pete and his wife, Kaye, reside in Sterling, VA.

Year after year, we've got your gear!

HATS
SCARFS
BANDANNAS
JACKETS
SWEATERS
T-SHIRTS
GOLF SHIRTS
BOXER SHORTS
SOCKS
FLAGS



HELMETS
GAME BALLS
MUGS
GLASSWARE
PILLOWS
TOWELS
CLOCKS
GOLF BALLS
WINDSOCKS
PARTY SUPPLIES

The Stadium Store is proud to kick-off its 14th season as concessionaire for the Washington Redskins.

FAN ALERT: Time to gear-up for another winning season. The Stadium Store has the largest selection of Redskin gifts and souvenirs in the metro area. Stop in and check out the latest in pro-line wearing apparel, tailgate goodies, home accessories, and all the little novelties that the true

Stadium Store
1995
SEASON PASS
15% OFF

NOT VALID AT RFF STADIUM
OFFER NOT VALID WITH PREVIOUS
PURCHASE OR OTHER SPECIALS
EXPIRES 1/31/96

Redskin fan needs to root our skins to victory such as hog noses, pom-poms, make-up, pennants, buttons and #1 hands.

For personal service, top quality merchandise, and fair pricing, you can score at the Stadium Store.

Open year-round-7 days a week.
Can't visit? Phone or fax!

"Hail to the Redskins!"

Jim Halsey's

11204 Viers Mill Rd.
Wheaton, MD 20902
(301) 949-5533

Fax
(301) 929-8417
(24 hrs.)



*The Official Redskins
Souvenir Headquarters*

22360 Sterling Blvd.
Sterling, VA 20164
(703) 450-1786
(metro number)
(703) 444-6226



DAN RILEY

Strength Coach • 14th Season • Keene State

COACHING: Four Super Bowls and three world championships have been won by the Redskins since Dan brought his innovative and flamboyant style to the Skins' "Fitness Laboratory." And in those 13 seasons, besides the three titles, have been five NFC East division crowns and four NFC championships. Time after time, the Redskins conditioning and strength program has given the Redskins that extra edge. Dan's off-season and in-season strength program has laid the foundation for that success. Dan joined the Redskins coaching staff in 1982 after spending five years as strength coach at Penn State (1978-82) and four years at West Point (1974-77).

PLAYING AND PERSONAL: Dan is a proud graduate of Keene State (NH) University where he earned his bachelor's degree in physical education and a minor in English. An author of four books on weight training, Dan earned his master's degree in physical education from Indiana University in 1973. Born October 19, 1949, Dan is a native of Manchester, NH, and attended Central High School. He and his wife, Brenda, have two sons, Marty, 21, a junior environmental engineering major at Virginia Tech, and T, 17, a standout prep basketball and baseball player at Broad Run High School in Ashburn, VA. The Riley's reside in Ashburn, VA.



JASON ARAPOFF

Conditioning Director • 4th Season • Springfield College

COACHING: Dan Riley would be the first to tell anyone that the quality of the Redskins strength and conditioning program can be measured by the dedication and hard work of his assistants. And over the past several years virtually no one has had more dedication or worked harder in the "fitness laboratory" than Jason Arapoff. During his three full-time seasons, Jason has helped bring innovative training techniques and has completely computerized the Redskins strength, conditioning, and nutritional program. Jason has been with the Redskins seven seasons, after working three years as an intern while pursuing his master's degree at American University.

PLAYING AND PERSONAL: Jason played four years of college football for Springfield College (alma mater of General Manager Charley Casserly) as a defensive back. He earned his undergraduate degree in health fitness in 1989 before acquiring his master's degree in exercise physiology from American University in Washington, DC in 1992. He was born July 8, 1965, in Weymouth, MA, and attended Marshfield High School in Marshfield, MA. He resides in Centreville, VA.



Redskins General Manager Charley Casserly.



JOE MENDES

Director of Player Development • 18th Season • Chico State

A former personnel scout, director of college scouting, director of player operations and VP for player operations, Joe brings a distinguished background to his job as the NFL's first "capologist." Charged with the difficult task of applying the NFL's critical salary cap guidelines, Joe is in his third season with the Redskins. He came aboard after a short stint as a scout with San Diego after spending the previous 12 seasons (1981-92) with the New England Patriots, the last two as vice president for player operations. He joined the NFL in 1978 as a college scout with the Los Angeles Rams under current Jets GM Dick Steinberg. He then followed Steinberg to New Orleans as a scout in 1980, before again moving with Steinberg to the Patriots. A native of the picturesque Northern California community of Ferndale, (where the movie "Outbreak" was filmed), Joe entered scouting in 1977 when he was hired by Mike Giddings for Pro Scout, Inc. A 1974 graduate of Chico State University, he spent one year as an assistant at Chico before stops at Hawaii in the World Football League and at the University of California. Joe resides in Ashburn, VA.



GEORGE SAIMES

Director of College Scouting • 13th Season • Michigan State

George is in his 11th year with the Redskins and his 13th year overall in personnel. He came to the Redskins in 1984 after two seasons with the Tampa Bay Buccaneers (1982-83) and eight years with BLESTO Scouting Combine. He played 10 seasons as a defensive back with the Buffalo Bills (1963-69) and the Denver Broncos (1970-72). A member of the all-time AFL Defensive Team, George earned all-AFL honors in five of seven seasons with Buffalo. He was named to Buffalo's Silver Anniversary all-star team. George was an all-America defensive back at Michigan State and is a member of the Spartans' all-time defensive team. Born September 1, 1941, in Canton, OH, George and his wife, Betsy, have 3 children: Kelley, 28, Linda, 24, and Stephanie, 23, and reside in North Canton, OH.



Training Camp

This year marks the first year of a 10-year agreement with Frostburg State University in Frostburg, MD. The Redskins had trained at Dickinson College, in Carlisle, PA, for the past 32 years. In all, the team has had eight different training camp sites. The other six are: Fairlawn Playground in Anacostia, MD (1937), Ballston, VA, softball field (1938), Spokane, WA, (1939-40), San Diego, CA, (1941-44), Georgetown University (1945), Occidental (CA) College (1946-62), Dickinson College, Carlisle, PA, (1963-94).




GENE BATES

College Scout • 7th Season • Idaho

Gene enters his seventh season as a member of the Redskins' scouting staff after 12 years as a scout for the National Combine. Gene covers the West Coast for the Redskins. He first came into contact with General Manager Charley Casserly while scouting on the East Coast for National in 1986. Prior to his tenure with National, Gene spent two years with Galaxy Scouting Combine. He served as secondary coach at Colorado State from 1973-74, leaving his post as athletic director at Walla Walla Community College. He began his coaching career at Chowhilla High School in California. Gene, his wife, Pat, and their two daughters, Christine, 21, and Charlene, 17, reside in Clarkston, WA.



LARRY BRYAN

College Scout • 6th Season • Utah State

Larry moves into his second season as a Redskin scout after serving as the team's regional scout representative at BLESTO for four seasons. Before joining BLESTO and the Redskins, Larry had been involved in all phases of coaching. A native of Southern California, he began his coaching career at powerful Bishop Amat High School in Los Angeles. From there his collegiate coaching stops included stints at USC, Utah State and Oregon State. He also was with the Hawaiians of the World Football League, along with Oakland and Portland of the USFL. Larry and his wife, Gayle, have two sons, Derrick and Pete, and reside in Balboa Island, CA.




SCOTT COHEN

College Scout • 4th Season • Dickinson



Scott begins his fourth season with the Redskins and his first as the Redskins BLESTO scout. He spent the previous three years in scouting pro and college personnel as well as coordinating the computer operations of the scouting department. He also is the Redskins training camp director.

Prior to joining the Redskins, Scott earned his master's degree in sport management from UMASS-Amherst. He interned four summers at the Redskins training camp in Carlisle, PA, which is home to Dickinson College where he was a four-letter winner in football and baseball. Scott, and his wife Linda, reside in Herndon, VA.



MIKE HAGEN

Pro Scout • 14th Season • Cal Lutheran

Now in his sixth season with the Redskins, success has been Mike's trademark. Before joining the Washington staff, he had previous stints in Dallas (1982-86) and Denver (1987-90). During his 11-year NFL career, Mike has played a part in three Super Bowl teams, including Washington's Super Bowl XXVI title. During his three years with the Broncos, they won two AFC championships. Prior to his three years with the Broncos, Mike spent five years as a regional scout with the Dallas Cowboys. His playing career included Division II all-America honors as a wide receiver at California Lutheran. He has one daughter, Tara, and resides in Dallas, TX.



REED JOHNSON

Pro Scout • 22nd Season • Colorado

Reed enters his second year with the Washington Redskins, after 20 years of NFL experience with the Dallas Cowboys and Denver Broncos. He spent his first eight years in the league as a college scout (1973-80) with the Cowboys and the next 12 seasons as special teams coach (1981), coordinator of pro scouting (1982), coordinator of college scouting (1983-85) and director of player personnel (1986-92) with the Broncos. During those 20 years, the Cowboys and Broncos combined for 13 playoff seasons and six Super Bowls. Prior to entering the NFL, he was an assistant football coach on the college level at Tulsa, New Mexico and Oklahoma State. A graduate of Colorado, Reed played in the Buffaloes defensive backfield and was a member of the school's 1961 Big 8 title team. He coached high school football in Texas, including four years at his alma mater Highland Park High School in Dallas. Reed has two daughters, Jill, 32, and Holly 30. He and his wife, Peggy, reside in Ashburn, VA, with their three sons, Blair, 8, Woody, 6 and Trey, 3.



MEL KAUFMAN

College Scout • 6th Season • Cal Poly San Luis Obispo

Mel enters his sixth season with the Redskins player personnel staff. A veteran of eight NFL seasons (1981-88) with the Redskins as a player, he returned to the club as a scouting administrator in 1990. Mel started 78 of 91 games at outside linebacker after he made the team as a rookie free agent in 1981 from Cal Poly. He started all three of the Redskins Super

Bowl appearances in the 1980s and finished his career with 586.5 tackles, 19.5 sacks and seven interceptions. Mel resides in Herndon, VA.



MIKE MACCAGNAN

Pro Scout

• 2nd Season •

Trinity

Mike begins his second year with the Redskins, and his first as a pro scout, after one year as a regional scout representative at BLESTO. He joined the Skins after spending three seasons in the CFL as director of scouting and Player Personnel with the Ottawa Rough Riders (1992-93) and the Saskatchewan Rough Riders. Before joining Ottawa, Mike was Director of Player Personnel with the league champion London Monarchs of the World League in 1991 after spending the previous fall in the World League office. He became familiar with General Manager Charley Casserly while working as an intern during training camp. He graduated from Trinity College in Hartford, CT, in 1990. He and his wife, Betty, reside in Chevy Chase, MD.



MILLER McCALMON

College Scout

• 16th Season •

Tulsa



In his second stint with the Redskins, Miller begins his 6th season with the club after working as a personnel scout for the Redskins from 1976-77 under George Allen. Prior to rejoining the Redskins, Miller worked two seasons as a regional scout for BLESTO (1988-89), serving his last year as the Redskins' representative. Before joining BLESTO, Miller spent 11 years in the NFL as a coach, administrative assistant and scout. He began his NFL career in 1976 with the Redskins, then joined the staff of the Baltimore Colts (1978-79) as an administrative assistant. In 1980, Miller went to Buffalo as special assignment assistant and then was promoted to special teams coach (1982-84). Following a stint in private business in 1985, Miller returned to the NFL as special teams and tight ends coach with the Oilers (1986-87). Miller began his coaching career as a graduate assistant (1970-71) at Tulsa, where he also was a defensive back (1967-69). He moved to Colorado State (1972) as receivers coach followed by a stint as head coach at Erie (CO) High School (1973-75) before entering the NFL. Miller and his wife, Georgia, have three children: Piper, 28, Katherine, 22, and Jennifer, 15. They reside in Missouri City, TX.

Scouting Consultants

The following consultants used by the Washington Redskins scouting department:

Perception & Evaluation
Perception & Evaluation

Dr. Harry Wachs
Dr. Ron Berger

10th season
10th season



BUBBA TYER

Head Trainer • 25th Season • Lamar University

One of the most highly respected trainers in the NFL, Bubba celebrates his Silver Anniversary season with the Redskins and his 19th as head trainer. Bubba has been an integral part of all five Redskins' Super Bowl teams and three world championships. A graduate of Lamar University in Beaumont, TX, Bubba was head trainer for the US Marine Corps varsity sports program at Quantico (1968-71). He was a sergeant in the USMC. Bubba currently sits on the NFL Committee on Drugs of Abuse and is a former president of the Pro Football Athletic Trainers Society. He also sits on the board of directors for the Ed Block Courage Award Foundation. Bubba had every golfer's wish come true when he had the opportunity to play Augusta National in 1993. He and his wife, Cathy, have one daughter, Ashley, 14, and they reside in Herndon, VA.



AL BELLAMY

Assistant Trainer • 8th Season • Michigan State

Al joined the Redskins in 1988 after spending two years as an assistant athletic trainer with the University of Miami Hurricanes football team. Al served internships with the St. Louis Cardinals (1987) and the 49ers (1985) in both club's preseason camps. Al graduated from Michigan State in 1984 with a BS degree in health. In 1985, he received a master's degree in physical education (with an emphasis on sports medicine) from Syracuse University. His two Syracuse, roommates are now the assistant trainers with the Giants and Cardinals. Al is married to the former Lauri Swift of Bellingham, WA, whose father is former US Rep. Al Swift from the second congressional district for the state of Washington. The Bellamy's reside in Sterling, VA.



KEVIN BASTIN

Assistant Trainer • 7th Season • West Virginia

Kevin enters his seventh season with the Redskins after working two years with the Morgantown (WVA) Physical Therapy Associates. He previously worked with the University of Miami and University of Louisville football teams as an assistant trainer. He graduated from West Virginia with a degree in physical education and athletic training. Kevin received his master's in health and athletic training from Miami. He currently serves as chairman of the Public Relations Committee for the Professional Football Athletic Trainers Society (PFATS). His hobbies include hunting and trout fishing in Virginia and West Virginia. Kevin, a native of Quiet Dell, WVA, and his wife, Carrie, have a daughter, Shelby, 5, and a son, Blake, 1. They reside in Ashburn, VA.



DR. DONALD KNOWLAN

Internist

25th Season

Dayton

A graduate of the University of Dayton and the St. Louis University School of Medicine, Dr. Knowlan begins his 25th season with the Redskins. Currently a professor of medicine at Georgetown University, Dr. Knowlan is also a member of the Division of cardiology at Georgetown. He did his postgraduate training in internal medicine and cardiology at Georgetown University and the University of Pittsburgh. He later served a tour of duty in the United States Navy from 1956-58. In 1964, he became director of affiliated training program in medicine for Georgetown School of Medicine at Arlington Hospital. Dr. Knowlan and his wife, Mary, reside in Fairfax and have five children: Nancy, Michael, James, Kathy and John.



DR. GORDON AVERY

Orthopedic Surgeon

1st Season

Ithaca College



Dr. Avery begins his first season on the Redskins medical team. Currently, Dr. Avery is a clinical instructor at the Georgetown University School of Medicine, Department of Orthopaedic Surgery, and performs surgery at Arlington Hospital and the Northern Virginia Doctors' Hospital in Arlington. He is the chief of orthopaedics division and secretary/treasurer of medical staff at Northern Virginia Doctors' Hospital and is treasurer and board member of the Arlington Hospital Physician Organization. He graduated from the State University of New York at Buffalo School of Medicine in 1974 and performed his residency in general surgery (1974-76) and orthopaedic surgery (1976-80) at Georgetown University Hospital. He was certified by the American Board of Orthopaedic Surgery in 1981. Dr. Avery and his wife, Suzanne, have three children, Gordon, Jr., Anthony and Lauren and reside in McLean, VA.

Consulting Physicians

The following physicians are used by the Washington Redskins for consultations:

Orthopedic Consultant	Dr. Charles Jackson	11th season
Orthopedic Spinal Surgeon	Dr. Tom Shuler	2nd season
Osteopath	Dr. Stephen Blood	10th season
Ophthalmologist	Dr. William L. Rich	14th season
Trainer Emeritus	Mr. Joe Kuczo	40th season



GREG DILLON

Secretary/Controller • 6th Season • Richmond

Greg is in his sixth season with the Redskins, joining the organization in 1990 after three years with Price Waterhouse as an audit and tax expert. A certified public accountant, he graduated with a bachelor of science degree in accounting in 1986 from the University of Richmond.

Greg is the co-chairman of the annual Joshua Tree Invitational charity golf tournament that benefits pediatric oncology research at Children's Hospital. Greg grew up in the Maryland suburbs and attended T.S. Wootton High School in Rockville, MD. He and his wife, Carolyn, have a two sons, Colin, 2, and Brian, born this past spring, and they reside in Poolesville, MD.



KAREN LEWIS

Accounting Manager • 2nd Season • West Virginia

Karen enters her second season with the Redskins after spending three years with BlueCross/Blue Shield of Washington, DC. A CPA, she graduated with a bachelor of science degree in accounting in 1988 from West Virginia University. A native of Pittsburgh, PA, she attended Churchill High School and her hobbies include golf and camping. She and her husband, Michael, reside in Ashburn, VA.



September 16, 1937

The Washington Redskins play their first game in the Nation's Capital as 19,941 fans come out to see the Skins take on the Giants at flood-lighted Griffith Stadium. Riley Smith scores all of the Redskins points with two field goals, a 60-yard touchdown romp with an intercepted pass and boots the extra point in the 13-3 victory over Eastern Conference rival



RICK VAUGHN

Director of Communications • 2nd Season • George Mason

Rick begins his second season with the Redskins after 10 seasons with the Baltimore Orioles' public relations department. Although he spent 10 seasons in major league baseball, it is Rick's second stint in professional football. He was the director of media relations for the Washington Federals of the USFL before joining the Orioles. Besides his professional PR experience with the Orioles and Federals, Rick is a homegrown product of Washington area college athletics. He began his sports information career at Catholic University in 1979 before moving to American University where he directed the sports information office for two years. A native Northern Virginian from Alexandria, Rick graduated from T.C. Williams High School where he was an all-Met baseball pitcher. He played college baseball at George Mason University in Fairfax, VA, where he tossed the school's first no hitter. He and his wife, Sue, who graduated from O'Connell High School in Arlington, VA, have two daughters, Amanda and Elissa, and they reside in Ashburn, VA.



MIKE McCALL

Director of Media Relations • 9th Season • Notre Dame

Mike begins his sixth season with the Redskins and his ninth in the NFL. He spent three years in Tampa Bay after six years on the collegiate level as the assistant sports information director at the University of Florida and sports information assistant at the University of Notre Dame. A 1981 graduate of Notre Dame with a bachelor of arts degree in history, Mike began his sports information career at Roanoke College in Salem, VA. His hobbies include learning to speak the Irish language and studying the American Civil War. Mike and his wife, Beth, have two daughters, Keely, 6, and Riley, 2, and they reside in Virginia's scenic Shenandoah Valley in the historic town of Berryville.



Media Information

All credential requests should be submitted in writing on company letterhead to the Public Relations Department. Credentials will be issued on a priority basis to daily newspapers, wire services, local TV and radio stations, national publications and networks. Credentials for media covering the visiting team will be handled through the visiting Public Relations Department.

Please direct requests for information, photos and interviews to the Redskins Public Relations Department.




CHRIS HELEIN

Director of Information • 1st Season • George Mason

Although elevated to his current post this spring, Chris has been a member of the Redskins public relations staff for three seasons. He first came to the Redskins as an intern during the 1991 Super Bowl season and remained through 1992. After a one-year stay in the George Washington University SID office, Chris returned last season as a public relations assistant. Born at the Georgetown University Hospital, he grew up across the Potomac River in Great Falls, VA. He joins a growing list of NFL public relations personnel who graduated from George Mason University in Fairfax, VA. The list includes Rick Vaughn (Redskins), Frank Kleha (Falcons) and Gary Glenn (Falcons). Chris resides in Sterling, VA.



JOHN KENT COOKE, JR

Director of Stadium Operations/ Club Promotions • 6th Season • Dickinson

Now in his sixth year with the Redskins and in his fifth year directing the team's marketing efforts, John has had a long association with the Redskins. He joined the Skins in a full-time capacity in 1990 after working one year as a reporter for the *Steamboat Pilot* and *Steamboat Today* newspapers in Steamboat Springs, CO. A 1989 graduate of Dickinson College in Carlisle, PA, John worked as an intern in the Redskins' public relations office during his undergraduate years. He also serves on the alumni council of St. James School in Hagerstown, MD. John resides in Middleburg, VA.




JOHN WAGNER

Assistant Promotions/ Advertising Director • 4th Season • Illinois

Now in his fourth season with the Redskins, John has helped lead the Redskins marketing efforts over the past three seasons which have seen increased revenues through Redskins sponsorship packages. He came to the Redskins after receiving his master's degree in marketing from the University of Illinois. A native of Springfield, IL, the home of Abraham Lincoln, Fox TV's "The Simpsons," and where the Donner Party originated their historic journey westward, John also earned his undergraduate degree from Illinois. He and his wife, Jane, an Illinois graduate and a third-year law student at George Mason University in Arlington, VA, reside in the prestigious Virginia community of Great Falls.



JAY BRUNETTI

Equipment Manager • 21st Season

From George Allen to Norv Turner, from the "Over-the-Hill-Gang" to the "Hogs," four Super Bowls and three Super Bowl titles, Jay-bird has been a part of the richest era in Redskins history. He joined the team part-time while still in high school in 1975, became a full-time assistant in 1979 and became the youngest equipment manager in the NFL in 1981. His hobbies include motorcycle riding, basketball and street hockey. He also coaches both of his son's youth soccer league teams. He and his wife, Linda, have two sons Jimmy, 11, and Andrew, 8, and reside in Sterling, VA.



JEFF PARSONS

Assistant Equipment Manager • 5th Season • Kansas State

Known throughout the organization as dedicated and hard working, Jeff enters his fifth season after joining the club following his graduation from Kansas State University. Jeff worked two training camps with the Redskins while a student at Kansas State. A native of Buffalo, Kansas, Jeff graduated in 1990 from KSU with a degree in history. His hobbies are golf, fishing and fighting to keep his cholesterol level at 127. Jeff also finds the time in his busy schedule to assist Jay Brunetti coaching Little League soccer. He resides in Ashburn, VA.



Redskin Firsts

In 1950, the Washington Redskins became the first team in the NFL to have all its games televised locally. On September 26, 1954, the Redskins became the first team in the NFL to have its games televised regionally when their contest with San Francisco was telecasted back to Washington and throughout the South.



DONNIE SCHOENMANN

Video Director • 8th Season

Donnie has been working on the Washington sports scene for over 20 years. First, for 14 years as a cameraman for WJLA-TV in Washington, and now he heads into his eighth year directing the Redskins video department. The son of a Navy officer, Donnie was born in Oakland, CA, but moved to the DC area in 1970. He attended Montgomery Junior College before joining the Air Force and the National Guard. Donnie is the father of three children: Christopher, 14, David, 11, and Jennifer, 10. He resides in Olney, MD.



HUGH McPHILLIPS

Assistant Video Director • 8th Season • Southern Methodist

Now in his eighth season with the Redskins, Hugh majored in broadcast film arts at Southern Methodist University. He gained film experience while working for Twentieth Century Fox Film Corporation, Alvin Guggenheim and Associates, and doing volunteer work for the USA Film Festival. He is a native of Washington, DC, and attended Springbrook High School. Hugh is an avid collector of Walt Disney original animation art memorabilia. He resides in Silver Spring, MD.



MIKE BEAN

Video Analyst • 3rd Season • Maryland



Although a member of the Redskins video staff for six seasons, Mike was appointed to his current post in 1993. Before being elevated to his current assignment, Mike assisted on gameday shooting still photos for the coaching staff and assisting at practice shooting video.

While continuing those duties full-time for the past two years, Mike has also added research and development for the offense and defense to his lengthy list of duties, inputting play-by-play and game reports. Mike, a native of nearby Olney, MD, earned his undergraduate degree in sports marketing from the University of Maryland in 1988. He resides in Rockville, MD.




JEFF RITTER

Ticket Manager • 2nd Season • William & Mary

Jeff begins his second season as the Redskins ticket manager after four years as the ticket manager and marketing/promotions coordinator at American University in Washington, DC. Homegrown, Jeff grew up in nearby Potomac, MD, and was a member of the 1985 Churchill High School state championship soccer team. He earned his undergraduate degree in philosophy and government from the College of William & Mary and his MBA in marketing from American University this past May. Jeff resides in Alexandria, VA.



KATHY SHUMATE

Assistant Ticket Manager • 5th Season • Maryland

Kathy was promoted to her current post in 1994 after three years as the ticket office secretary. She assists in all phases of the ticket office operation and has been instrumental in the ticket office operations move from RFK Stadium to Redskins Park during the offseason. A native of Lancaster, PA, Kathy attended Oscar Rose Jr. College before attending the University of Maryland overseas program where she majored in accounting. She resides in Huntingtown, MD, with her husband, Ken, and their three children, Andrew, Warren and Kaitlyn.




WENDY BRINKER

Assistant Ticket Manager • 2nd Season • UNC-Charlotte



Wendy begins her second year with the Redskins ticket staff after graduating from the University of North Carolina at Charlotte, the same school that produced Boston Celtics great Cedric "Cornbread" Maxwell, with a bachelor of arts degree in human services. Like Cornbread, she was a member of the 49ers athletic teams competing in swimming and soccer. Wendy began her association with the organization in 1993 when she interned in the Redskins public relations office during training camp. Named after Wendy from the classic children's novel and Disney movie, "Peter Pan" (she also has a brother named Michael), Wendy attended nearby James Madison High School in Vienna, VA, and resides in Oakton, VA.



REDSKIN PARK STAFF



Dean Borden
Executive Vice
President



Barbara Frye
General Manager



Phyllis Hayes
Public Relations



Linda Heffern
Head Coach



Kelly Peucker
Community
Relations



Pat White
Accounting



Kathy Wilson
Scouting



Linda York
Controller



Ed Allen
Assistant Park
Superintendent



Chip Jenkins
Assistant Park
Superintendent



Rob Suter
Assistant Park
Superintendent



BJ Blanchard
Receptionist



REDSKIN PARK



Set on a picturesque 162 acres of land in rural Loudoun County, Virginia, the newest state-of-the-art NFL complex has four football fields (three natural grass and one Astro Turf), ample parking and first-class provisions for television and print media. The building amasses some 65,000 square feet.

Located in Beaumeade Corporate Park near the intersection of Virginia State Routes 28 and 625 (Waxpool Road), the two-story concrete and glass structure houses the front office, coaches, team meeting rooms, an auditorium upstairs, player locker room, training rooms, equipment and video rooms downstairs. The training room also has an X-ray room and dentist office, in addition to private examining rooms for doctors.

Adjacent to the large team meeting auditorium are various break-out rooms for position coaches and players. Also included in the building are offices for college and pro scouts, an enlarged video department and a players' recreational area, including a basketball court, two racquetball courts, a jacuzzi, steam bath and lounge.

The media room has individual cubicles furnished with desks, file cabinets and electrical outlets for beat reporters, as well as a separate interview room, kitchen and restroom facilities. Each cubical is pre-wired for telephones and computers. The media room, as well as the auditorium, is pre-wired for television.



John Jenkins
Park Superintendent



Andre Moss
Building Engineer

He's Not The Only Veteran Active Behind The Scenes



The Redskins Like Being Around Experienced Professionals

As if a brilliant career on the gridiron weren't enough. Now Sonny's leading the charge from the broadcast booth. Which makes him, to this day, an integral part of the Redskin's culture.

More than fifteen years ago, the Redskins chose Professional Products, Inc. for their video production needs. And, like Sonny, we're still an irreplaceable part of how the Redskins operate. Our staff's extensive experience in equipment design, installation and maintenance, combined with the latest technologies, makes Pro Products unbeatable.

We're also behind the scenes designing and installing state-of-the-art systems for MCI, Channel 8, Camden Yards, Veterans Stadium and the University of Maryland.

When you need the best A/V expertise, choose a veteran with experience. Make Professional Products, Inc. part of your game plan.



Professional Products, Inc.

Audio/Visual Sales-Service-Installation

4964 Fairmont Avenue (off Old Georgetown Road)

Bethesda, Maryland • (301) 657-2141

**Never
watch
a
Redskins
game
without
checking
the
Playbook.**

Up-to-the-minute scores, highlights and interviews.




REDSKINS
PLAYBOOK

PRE-GAME PLAYBOOK SUNDAYS AT 11AM
WRAP-UP PLAYBOOK SUNDAYS AT 10:30PM





VETERAN PLAYERS





The Official Theme Park Of The Washington Redskins.



95 ANTHONY ABRAMS

DT • 1st Yr. • 6-4 • 298 • Clark (GA) • 02/16/71

Up Close

• *Anthony received the prestigious Bobby Dodd award as the Defensive Georgia State Lineman of the Year as a senior at perennial prep power Warner Robbins High School.*

How Acquired: Claimed off waivers August 29, 1994, from Buffalo.

NFL Acquisition: Selected in 6th round of 1994 draft (188th overall) by Buffalo.

Games Played/Started: 0/0

1994 Season: When Buffalo decided their roster was full at defensive tackle and waived Anthony as training camp was winding down, the Redskins were quick to sign him. The Skins assigned Anthony to their practice squad for the entire season. "Anthony showed a tremendous amount of improvement last year," said defensive line coach Bob Karmelowicz. "He has good quickness, good size and we expect to see more improvement."

College, Personal: Anthony was an all-Southern Intercollegiate Athletic Conference and Lineman of the Year choice as a senior at Clark University in Atlanta, GA. He culminated his senior year winning the MVP award in the 1993 Snow Bowl (NCAA Division II all-star game) finishing the game with nine tackles, two sacks and three tackles for losses. He began his collegiate career at Auburn, after an impressive high school career at Warner Robbins (GA) High School, where he received the Bobby Dodd Award as the Defensive Georgia State Lineman of the Year as a senior. He played one year at Auburn in 1991 after sitting out his freshman (Prop 48) and sophomore years (redshirt). He sat out the 1992 season after transferring to Clark and totaled 72 tackles and seven sacks as a senior. A criminology major, he resides in Reston, VA.

Learning from the Tough Ones

Of the Redskins 13 losses in 1994, seven were by a combined total of 21 points (Houston lost seven games by a total of 20 points in 1994). Over the past 25 years, only four other NFL teams have lost so many games by so few points. And in all four cases those teams improved to the points where all four advanced to postseason the very next year. Those teams:

1981 Patriots	went from 2-14 (7 losses by 21 points) to playoffs in 1982
1981 Falcons	went from 7-9 (7 losses by 19 points) to playoffs in 1982
1984 Browns	went from 5-11 (7 losses by 20 points) to playoffs in 1985
1993 Patriots	went from 5-11 (7 losses by 20 points) to playoffs in 1984



21 TERRY ALLEN

RB • 6th Yr. • 5-10 • 207 • Clemson • 02/21/68

Up Close

• Like Terry, his younger sister, Carla, has torn the anterior cruciate ligaments in both knees. Carla's injuries came on the basketball court. She is currently studying to be a physical therapist at Valdosta State College.

CAREER HIGHLIGHTS

- Terry's career rushing average of 4.4 yards per carry is 5th best among active players with 500 or more attempts.
- Terry holds the Vikings record for most rushing yards in a season with 1,201 in 1992, and he is the only Vikings back in the past 14 years to crack the 1,000 yard rushing mark.
- In his three active NFL seasons, he has rushed for over 1,000 yards twice. Only one other Minnesota Viking has ever had two 1,000 yard seasons: Chuck Foreman (3 in 1975-77).
- In 1994, he averaged 4.7 yards per carry on natural grass. In the NFC, only one other running back had a better average: Barry Sanders with a 5.3 mark. During his career, Terry has rushed for an average of 5.1 yards per carry on natural grass (193 atts/993 yds) and 4.0 yards per carry on astroturf (448 atts/1802 yds).
- In 1994, Terry finished second in the NFC in rushing touchdowns (8 behind Emmitt Smith-21). He was also 4th in the conference and 8th in the NFL in rushing yards (1,031).
- During his career, the Vikings were 7-0 when he rushed for 100 yards.
- Terry is 7th on the Vikings' all-time list for rushing yards with 2,795 yards.
- His 13 rushing touchdowns in 1993 tied a Vikings club record also held by Chuck Foreman.

NFL Acquisition: Selected in the 9th round of the 1990 draft (241st overall) by Minnesota.

How Acquired: Signed as a free agent on June 15, 1995.

Games Played/Started: 47/38 [2/2] - MIN 1990 (IR); 1991 (15/6); 1992 (16/16) [1/1]; 1993 (IR); 1994 (16/16) [1/1]

1994 Season: There are a handful of players who have come back from a season-ending knee injury to rush for 1,000 yards later in their career. Last season with the Vikings, Terry began a new list: players who have done it twice. And he may be the only one on that list for a long time. Terry, who missed all of 1993 following reconstructive surgery on his right knee, rushed for 1,031 yards, in 1994, 4th in the NFC and 8th best in the NFL. He finished second in the NFC in rushing touchdowns (8, behind Emmitt Smith). He had 25 runs of 10 yards or more. Only Smith and Barry Sanders had more. Including the playoffs, Terry ran for a first down on 10 of 12 (83%) third-down carries. After carrying the ball only 23 times combined the first two

weeks, of the season, Allen let the football world know he was back in weeks 3 and 4, rushing for 159 yards and two touchdowns on 22 carries at Chicago and 113 yards and one touchdown on 15 attempts against Miami. Over those two games, he became the first Viking runner ever to break off 40+ yard runs in consecutive weeks. In seven consecutive games, weeks 8-14, he had at least one run of 15 yards each game. Terry also averaged 4.7 yards per carry on natural grass. In the NFC, only one other running back had a better average: Barry Sanders with a 5.3 mark.

BEST CAREER YARDS PER RUSH AVERAGE AMONG ACTIVE PLAYERS (Minimum 500 atts)

Player	No	Yds	Avg
Barry SANDERS	1,763	8,672	4.9
Ronnie HARMON	525	2,420	4.6
Rod BERNSTEIN	647	2,914	4.5
Emmitt SMITH	1,630	7,183	4.4
Terry ALLEN	641	2,795	4.4

Pro Career: 1993: Terry ruptured the anterior cruciate ligament in his right knee during training camp on July 22. He was operated on one month later and missed the entire season. **1992:** Terry set the Vikings single season rushing record with 1,201 yards breaking the old mark of 1,155 held by Chuck Foreman (1976). In doing so, Terry became only the third Viking to crack the 1,000 rushing yard mark, first since Ted Brown in 1981. He finished third in the NFC in rushing and second in total yards from scrimmage (1,679), the fourth best total in Vikings' history. His 13 rushing touchdowns tied the club record. He finished with 15 total touchdowns, second in the NFL behind Emmitt Thomas' 19. Amazingly, he accomplished all of this while playing little more than 50% of the time. Twice he scored a career-best three touchdowns in a game: vs. Cincinnati on September 27 and the Rams on November 29, in a game he churned out a career-best 198 yards rushing. Terry also tied a Vikings record for most rushing attempts in a game with 33 against Pittsburgh on December 20. He was also the team's second leading receiver with 49 catches. **1991:** Terry finished second on the team in rushing (563) behind Herschel Walker (825). He was named NFC Offensive Player of the Week for his efforts against Tampa Bay on November 3 when he rushed for 127 yards and two touchdowns on 14 carries. His 9.1 yard average that game tied him for second on the Vikings all-time single game list. **1990:** Terry missed the entire regular season when he injured his left knee in preseason. He underwent reconstructive surgery in August.

College, Personal: A three-year letterman at Clemson, Terry finished his career as the school's number two all-time rusher with 2,778 yards, just 137 shy of the school's all-time record. He received honorable mention all-America recognition in 1989 despite missing three games and parts of four others with a knee injury. Still, he rushed for 613 yards, scored 10 touchdowns and was a two-time ACC player-of-the-week. He earned first team All-ACC honors in 1988, after rushing for 1,139 yards and 10 TDs. He was also runner-up in the conference player of the year voting. In 1987, Terry became the first freshman in Clemson history to earn all-conference and was the first freshman in 10 years to lead the ACC in rushing when he ran for 973 yards and eight touchdowns. Terry enjoys fishing, hunting and golfing. He and his wife, Annette, have two daughters: Shayna, 4, and Haley, 3.

CAREER STATISTICS

Year	Team	Rushing					Receiving				
		No	Yds	Avg	LG	TD	No	Yds	Avg	LG	TD
1990	Minn.	Injured Reserve									
1991	Min	120	563	4.7	55t	2	6	49	8.2	21	1
1992	Minn.	266	1201	4.5	51	13	49	478	9.8	36t	2
1993	Minn.	Injured Reserve									
1994	Minn.	255	1031	4.0	45	8	17	148	8.7	31	0
Totals		641	2795	4.4	55t	23	72	675	9.4	36t	3

GAME-BY-GAME

1991

Date	Opponent	Rushing					Receiving				
		No	Yds	Avg	LG	TD	No	Yds	Avg	LG	TD
9/22	@ New Orleans	2	16	8.0	13	0	1	2	2.0	2	0
9/29	Denver	3	29	9.7	15	0	0	0	0.0	0	0
10/6	@ Detroit	15	41	2.7	8	0	0	0	0.0	0	0
10/13	Phoenix	11	24	2.2	11	0	0	0	0.0	0	0
10/20	@ New England	9	40	4.4	8	0	0	0	0.0	0	0
10/27	@ Phoenix	7	45	6.4	14	0	1	5	5.0	5	0
11/03	Tampa Bay	14	127	9.1	55t	2	1	21	21.0	21	0
11/11	Chicago	8	27	3.3	9	0	0	0	0.0	0	0
11/17	@ Green Bay	11	60	5.5	11	0	0	0	0.0	0	0
11/24	Detroit	7	16	2.3	5	0	1	8	8.0	8	0
12/08	@ Tampa Bay	12	64	5.3	16	0	1	8	8.0	8	0
12/15	L.A. Rams	16	60	3.8	10	0	0	0	0.0	0	0
12/21	Green Bay	5	14	2.8	8	0	1	9	9.0	9	0

1992

Date	Opponent	Rushing					Receiving				
		No	Yds	Avg	LG	TD	No	Yds	Avg	LG	TD
09/06	@ Green Bay	12	140	11.7	51	0	5	53	10.6	21	0
09/13	@ Detroit	12	33	2.8	9	1	4	32	8.0	11	0
09/20	Tampa Bay	26	87	3.3	12	1	3	29	9.6	17	0
09/27	@ Cincinnati	11	40	3.6	9	2	5	64	12.8	21	1
10/04	Chicago	11	72	6.5	30	0	5	69	13.8	21	0
10/15	Detroit	13	50	3.8	7	1	2	24	12.0	20	0
10/25	Washington	14	51	3.6	14	1	2	6	3.0	4	0
11/02	@ Chicago	20	74	3.7	10	1	1	4	4.0	4	0
11/08	@ Tampa Bay	14	84	6.0	17	0	2	15	7.5	10	0
11/15	Houston	13	44	3.4	6	0	1	6	6.0	6	0
11/22	Cleveland	17	45	2.6	8	0	1	1	1.0	1	0
11/29	LA Rams	23	88	3.8	12	2	10	110	11.0	36t	1
12/06	@ Philadelphia	18	82	4.6	19	2	4	31	7.7	13	0
12/13	San Francisco	9	39	4.3	11	1	2	12	6.0	7	0
12/20	@ Pittsburgh	33	172	5.2	28	0	0	0	0.0	0	0

12/27 Green Bay	20	100	5.0	37	1	2	22	11.0	16	0
*01/02 Washington	10	48	4.8	15	1	2	11	5.5	8	0

1994

Date	Opponent	Rushing					Receiving				
		No	Yds	Avg	LG	TD	No	Yds	Avg	LG	TD
09/04	@ Green Bay	11	33	3.0	3	1	1	8	8.0	8	0
09/11	Detroit	12	41	3.4	11	0	0	0	0.0	0	0
09/18	@ Chicago	22	159	7.2	44	2	1	3	3.0	3	0
09/25	Miami	15	113	7.5	45	1	3	16	5.3	10	0
10/02	@ Arizona	12	18	1.5	13	0	12	32	3.0	23	0
10/10	@ NY Giants	21	75	3.6	10	1	4	53	13.3	31	0
10/20	Green Bay	14	21	1.5	5	0	0	0	0.0	0	0
10/30	@ Tampa Bay	17	113	6.6	37	1	1	10	10.0	10	0
11/06	New Orleans	13	50	3.8	18	0	0	0	0.0	0	0
11/13	@ New England	23	75	3.3	21	1	0	0	0.0	0	0
11/20	NY Jets	12	59	4.9	17	0	1	4	4.0	4	0
11/27	Tampa Bay	16	54	3.4	16	0	0	0	0.0	0	0
12/01	Chicago	18	74	4.1	18	0	0	0	0.0	0	0
12/11	@ Buffao	25	90	3.6	16	1	4	28	7.0	13	0
12/17	@ Detroit	15	35	2.3	7	0	1	3	3.0	3	0
12/26	San Francisco	9	21	2.3	5	1	0	0	0.0	0	0
*01/01	Chicago	12	27	2.3	10	0	1	1	1.0	1	0

*NFC Playoffs



56 ERICK ANDERSON

LB • 4th Yr. • 6-1 • 240 • Michigan • 10/07/68

Up Close

• *Erick worked as an intern in the news department of KSHB-TV in Kansas City prior to the 1994 season.*

CAREER HIGHLIGHTS

- Erick made his first NFL start against his hometown Chicago Bears in 1993 and had a career-high eight tackles.

How Acquired: Signed as a free agent on November 30, 1994.

NFL Acquisition: Selected in 7th round of 1992 draft (186th overall) by Kansas City.

Games Played/Started: 10/1 [2/0] - KC 1992 (IR); 1993 (8/1) [2/0]; WASH 1994 (2/0)

1994 Season: After 12 weeks of inactivity following his release by the Chiefs on the final cutdown, week 13 proved to be lucky for Erick when the Redskins needed additional help on special teams. Although inactive for the week 13 and 14 contests against the Buccaneers and Cardinals, Erick saw his first game action of the year against Tampa Bay in week 15 leading the team with three special teams tackles. He followed that up with two special teams tackles in the season finale in Los Angeles against the Rams. "Erick is a player that gives you 100% at all times," said special teams coach Pete Rodriguez. "He's smart and has great football instincts. I know he will compete and push for a spot on our roster."


Pro Career: 1993: Erick played in Kansas City's season opener, was released, then resigned the following week by the Chiefs. Inactive for the next seven games, he played in the final seven outings, including his first NFL start against the Bears. He tallied a career-high eight tackles and finished the year with 10 tackles and a forced fumble. He also contributed seven stops on special teams. **1992:** After making the opening day 47-man roster, he was placed on injured reserve with an ankle injury and missed the entire season.

College, Personal: Erick won the 1991 Butkus Award, which is annually given to the nation's outstanding linebacker, after a stellar senior year at Michigan. He was the first player in Michigan history to lead the team in tackles four years in a row finishing his career second on the Wolverine all-time tackle list with 428 (Ron Simpkins - 516). A four-year starter at inside linebacker, he was named Big 10 Defensive Player of the Year as a senior leading the club with 120 tackles, while also adding three sacks, three fumble recoveries and an interception. He also earned first-team all-Big 10 honors as a junior after recording 112 tackles and three interceptions. He totaled 105 tackles, three sacks and an interception as a sophomore while earning second-team all-conference honors. He was a high school all-America selection at fullback and linebacker at Glenbrook (IL) South High School in suburban Chicago. He set school season records with 1,263 rushing yards and 30 touchdowns as a senior. He once scored a school-record five touchdowns in a game. Erick comes from a football family. His maternal grandfather, Bob Nowaskey, was an end and linebacker with the Chicago Bears (1940-42) and Baltimore Colts (1948-50), while his father, Don, was a receiver at Northwestern. His brother, Lars, played quarterback, tight end and defensive end at Indiana. Erick earned a bachelor of science degree from Michigan. He and his wife, Hilary, reside in Overland Park, KS.

CAREER STATISTICS

Year	Team	Tackles			Sacks	Interceptions				Fumble Recoveries
		Solos	Assists	Total		No	Yds	LG	TD	
1993	KC	7	3	10	0	0	0	0	0	0
1994	Wash.	0	0	0	0	0	0	0	0	0
Totals		7	3	10	0	0	0	0	0	0

Additional Statistics: Special Team Tackles: 1993 (7); 1994 (4); Playoffs: 1993 (5).



87 COLEMAN BELL

TE • 1st Yr. • 6-2 • 232 • Miami • 04/22/70

Up Close

- A native of Tampa, FL, Coleman contributes time to the "Teens Patrol," a youth crime-watch program.

How Acquired: Signed as a free agent on December 20, 1994.


NFL Acquisition: Signed as a free agent with Miami in 1993.

Games Played/Started: 0/0

1994 Season: With an eye towards the 1995 season, the Redskins plucked Coleman from the Dallas Cowboys practice squad in late December. "Norv (Turner) had seen Coleman every day in 1993 when they both were in Dallas," said tight end coach Russ Grimm. "As we began to look at our tight end situation at the end of last season, we thought Coleman had a lot of potential. He has good hands and is a good blocker."

Pro Career: 1993: As a rookie free agent, Coleman spent his first training camp with the Miami Dolphins but was released prior to the final roster cutdown. He was signed by Dallas and spent the year on the Cowboys practice squad.

College, Personal: Coleman was a four-year letterman and two-year starter for the Hurricanes. As a senior, he was a second-team all-America and all-Big East selection catching 43 passes for 634 yards and two touchdowns. As a junior, he started the final four games and finished the year with 27 receptions for 376 yards and a touchdown. A Tampa native, he was a two-time all-Hillsborough County selection at Jefferson High School. He resides in Ashburn, VA.



36 WILLIAM BELL

RB • 2nd Yr. • 5-11 • 203 • Georgia Tech • 07/22/71

Up Close

- William has the distinction of being the first Georgia Tech football player to adorn the cover of *Sports Illustrated* after the Yellow Jackets win over Virginia in 1990.

CAREER HIGHLIGHTS

- William returned two kickoffs for 25 and 18 yards last season (21.5 average).

How Acquired: Signed as a free agent on April 28, 1994.

Games Played/Started: 8/0 - 1994 (8/0)

1994 Season: One day after surviving the mandatory cutdown to the 53-man roster, William was waived by the Redskins. But once he cleared waivers, the Redskins immediately signed him to their practice squad. A week later he was on the active roster for the week two contest in New Orleans, and that's where he remained the rest of the year. "William ran well and caught the ball when he was given an opportunity in preseason," said running backs coach Bobby Jackson. "He had the opportunity to spend a whole season in the NFL, and we expect him to show improvement this year." He saw his first game action week six vs. Philadelphia and totaled eight game appearances on special teams. He finished the year with three special teams tackles and two kickoff returns - a 25-yard return against the Cardinals in week 14 and an 18 yarder vs. the 49ers in week 10.

College, Personal: William was a key member of the Georgia Tech Yellow Jackets 1990 national championship team rushing for 891 yards and five touchdowns as a freshman. He was the first Yellow Jacket football player to adorn the cover of *Sports Illustrated* after the win over Virginia in 1990 that propelled Georgia Tech to the national title. He finished his college career with 2,026 yards and 14 touchdowns. As a senior he posted 752 yards on 166 carries and seven touchdowns. He attended Edison High School in Miami, FL, and now resides in Chantilly, VA.



93 MARC BOUTTE

DT • 4th Yr. • 6-4 • 296 • LSU • 07/26/69

Up Close

- *Marc's wife, formerly Tananjalyne Stanley, was an eight-time track and field all-American at LSU and four-time NCAA champion and is currently competing professionally in Europe in the intermediate high-hurdles.*



CAREER HIGHLIGHTS

- Marc totaled a career-high 39 tackles in 1993 with the Rams.

How Acquired: Signed as a free agent on August 30, 1994.

NFL Acquisition: Selected in third round of 1992 draft (57th overall) by the Rams.

Games Played/Started: 41/34 - Rams 1992 (16/15); 1993 (16/16); WASH 1994 (9/3)

1994 Season: With a surplus of defensive linemen in the Rams camp, Marc was waived when rosters were trimmed to their 53-man limit. His name didn't last long on the waiver wire. It's not often that you find a young healthy NFL defensive lineman with starting experience on waivers, and the Redskins snatched him up. Although it took Marc a while to figure into the Redskins defensive game plan, he started the final three games of the season and recorded 11 tackles. "Marc has good feet, maintains his balance, and at the end of the season he was playing very well," said defensive line coach Bob Karmelowicz. "He'll go into the season competing for a starting job, and we expect him to

be an effective run stopper for us." Marc was inactive for seven of the first 10 weeks of the season and was used sparingly in six other games. He started his first game as a Redskin in week 14 at Arizona. He notched two solo stops and an assist, while logging one quarterback hurry and one pass defended. He followed that performance with a season-best five tackles the next week against the Buccaneers, and ended the season against his former Rams teammates with three more tackles in week 16.

Pro Career: 1993: Marc started all 16 games for the Rams and totaled a career-high 39 tackles, including a career-high six tackles (four solos) against Cleveland in week 15. He also picked up a QB sack against the Redskins in week 10 and recovered his first career fumble vs. Pittsburgh in week two. **1992:** Marc finished his rookie season with a team-leading four forced fumbles and led all defensive linemen with six passes defended for the Rams. His top day came against the Cardinals in week nine registering a season-best five tackles and his first career sack. He also had two forced fumbles against the Vikings in week 12.

College, Personal: A four-year starter at LSU, Marc tallied 236 career tackles, 12 sacks and 25 tackles for losses. As a senior he finished with 83 tackles, including six tackles for losses. He posted a career-best six sacks as a junior while totaling 68 tackles (10 for losses). Marc was an all-state AAA selection as a senior at William Oscar Boston High School in Lake Charles, LA. It is the same high school that former all-pro wide receiver Charlie Joiner attended. He and his wife, Tananjalyne, reside in Lake Charles, LA.

CAREER STATISTICS

Year	Team	Tackles			Sacks	Fumble Recoveries	Forced Fumbles
		Solos	Assists	Total			
1992	Rams	25	7	32	1	0	4
1993	Rams	29	10	39	1	1	0
1994	Wash.	8	5	13	0	0	0
Totals		62	22	84	2	1	4

Additional Statistics: 7 passes defended: 1992 (6); 1994 (1).



40 REGGIE BROOKS

RB • 3rd Yr. • 5-8 • 211 • Notre Dame • 01/19/71

Up Close

• Reggie grew up a Redskins fan, cheering on his uncle, former Redskins Pro Bowl safety Tony Peters (1979-85).

CAREER HIGHLIGHTS

- In 1993, Reggie became the first Redskins rookie rusher to gain 1,000 yards and the first to lead the team in rushing since Mike Thomas in 1975.
- He was sixth in the NFC in rushing as a rookie with 1,063 yards in 1993.

- He had the NFL's two longest runs in 1993 (85 TD at Eagles and 78 TD at Bucs). It was the first time an NFL RB had accomplished that feat since Bo Jackson in 1989.
- Reggie had four 100-yard rushing games in 1993.

How Acquired: Selected in 2nd round of 1993 draft (45th overall).

Games Played/Started: 29/16 - 1993 (16/11); 1994 (13/5)

1994 Season: Predicted to be the featured weapon in new coach Norv Turner's offense, things did not pan out for Reggie in 1994. First, a pulled hamstring suffered in the NFL's "Run to Daylight Challenge" hampered his offseason training. On the first full day of training camp, Reggie reinjured his right hamstring which sidelined him for the preseason. Then three fumbles, including a muffed handoff exchange with Heath Shuler against the Cowboys in week five, followed by a pulled muscle in his rib cage during practice the following week, and Reggie's season was in a downward spiral. "I made it clear to Reggie that he needed to have a great offseason this year," said head coach Norv Turner. "He's a big-play runner. He's proved he can gain 1,000 yards in this league, but he must prove that he's going to work hard and come into training camp hungry and fighting to be our running back." Although the hamstring injury slowed him down, Reggie gained 92 yards in the week two win over New Orleans. That was still the highest total by a Redskin running back in 1994. But the next week, Reggie was hit in the back by Giants linebacker Michael Brooks that left him sore and his production slipped to just 32 yards on 15 carries over the next two weeks. Then came the pulled muscle in his rib cage and Reggie carried the ball sparingly over the next 10 weeks until

CAREER STATISTICS

Year	Rushing					Receiving				
	No	Yds	Avg	LG	TD	No	Yds	Avg	LG	TD
1993	223	1,063	4.8	85t	3	21	186	8.9	43	0
1994	100	297	3.0	15	2	13	68	5.2	16	0
Totals	323	1,360	4.2	85t	5	34	254	7.5	43	0

SINGLE-GAME HIGHS

Carries		Rushing Yards	
24 (117) at Buffalo	11/01/93	154 (22) at Philadelphia	09/19/93
22 (154) at Philadelphia	09/19/93	128 (20) at Tampa Bay	12/05/93
22 (91) at NY Giants	11/14/93	117 (24) at Buffalo	11/01/93
22 (87) at LA Rams	11/21/93	105 (21) vs Indianapolis	11/07/93
Longest Run		Touchdowns	
85t at Philadelphia	09/19/93	15 times	
78t at Tampa Bay	12/05/93		
Catches		Receiving Yards	
5 at LA Rams	11/21/93	43 vs Indianapolis	11/07/93
3 (5 times)		41 at LA Rams	11/21/93
Longest Catch			
43 vs Indianapolis 11/07/93			

the season finale in LA against the Rams. He led the team with 13 carries for 50 yards, including a two-yard scoring run.

Pro Career: 1993: Reggie outdistanced opposing defenses for 1,063 yards on 223 carries. His 4.8-yard rushing average was the third highest among top 10 rushers in 1993 and was the highest by a Redskins rushing leader since Larry Brown led the club with a 4.8-yard average in 1970. Named to the NFL all-rookie team, Reggie also posted four 100-yard games in 1993, which were the most by a Redskins running back since Earnest Byner's four 100-yard games in 1991. Besides his 154 yards on 22 carries (7.0 avg.) at Philadelphia in week three, Reggie posted triple digit outings at Buffalo in week seven gaining 117 yards on 24 carries (4.9 avg.), 105 yards on 21 carries (5.0 avg.) week eight vs. the Colts and 128 yards on 20 carries (6.4 avg.) at Tampa Bay in week 12. He also posted the league's two longest runs of the year with his 85-yarder against the Eagles and a 78-yard touchdown jaunt against the Bucs. Reggie also had two of the four longest runs in Redskins history. In addition to his 85 and 78-yard TD runs, Reggie had eight of the top 10 longest runs for the Skins in 1993. He had six runs of 20 yards or longer and three runs of 45 yards or longer. The Redskins had 19 runs of 15 yards or longer in 1993 and Reggie tallied 15 of those.

College, Personal: After bouncing back and forth between offense and defense, Reggie burst on the national scene with an exceptional senior season in 1992. A second-team all-America, he finished seventh in the nation in rushing, averaging 122.9 yards a game. He finished his senior year with 1,343 yards rushing and 13 touchdowns on just 167 carries. He averaged a whopping 8.0 yards per carry, just missing the legendary George Gipp's Irish record of 8.1 yards. Reggie became only the fourth runner in Notre Dame history to top 1,000 yards rushing in a season, and his 1,343 yards were the third best single-season mark in Irish history. He also led Notre Dame in scoring with 86 points. He opened the year against Northwestern running for 159 yards on only nine carries. His other 100+ rushing games included: 205 yards vs. Purdue, which included touchdown runs of 63, 20 and 80 yards; 112 yards vs. Brigham Young and 227 yards vs. USC with touchdown runs of 12, 55 and 44 yards. Reggie also became only the second Irish tailback to rush for over 200 yards more than once in a season. He closed out his brilliant senior season with 115 yards on 22 attempts in Notre Dame's convincing win over undefeated Texas A&M in the Cotton Bowl. Reggie moved back to tailback after spending his sophomore year in the secondary. He played in 11 games as a reserve and special teams standout. Reggie supplied the Irish with electrifying special teams play against Pittsburgh, blocking a punt and recovering it in the end zone for a touchdown. Reggie switched to cornerback as a sophomore and saw action in nine games, including three starting assignments. His most notable play of the season was a game-saving interception against Michigan at the Irish 41-yard line with 1:21 left, to preserve the season-opening comeback over the Wolverines. Reggie earned three letters as a tailback, fullback and cornerback at Washington High School in Tulsa, OK before following his brother, Tony, to Notre Dame. He earned all-state, all-conference and all-city honors as a senior, despite playing only four games because of injuries. Reggie also earned four letters in track as a sprinter and was a three-time all-state selection in the 100 and 200 meters. Reggie's uncle is former Redskins safety Tony Peters (1979-85). He was a management major in the College of Business Administration at Notre Dame. Reggie and his wife, Christina, have a son, Austyn, 1, and they reside in Ashburn, VA.



67 RAY BROWN

G • 10th Yr. • 6-5 • 312 • Arkansas State • 12/12/62

Up Close

• *During his 1993 operation that placed two screws into his thumb, the general anesthetic wore off and Ray regained consciousness and sat up on the operating table. It wasn't the first time that it happened; he once woke up during knee surgery.*

CAREER HIGHLIGHTS

- In 1989, Ray earned a game ball for his performance in the Redskins 10-3 win over the Eagles.
- Ray has started 30 games over the past two seasons: left guard (25), right tackle (3) and left tackles (2).

How Acquired: Signed as a Plan B free agent March 10, 1989.

NFL Acquisition: Selected in eighth round of 1986 draft (201st overall) by the Cardinals.

Games Played/Started: 88/46 [3/2] - St.L-PHO - 1986 (11/4); 1987 (7/3); 1988 (15/1); WASH 1989 (7/0); 1990 (0/0) [1/0]; 1991 (IR); 1992 (16/8) [2/2]; 1993 (16/14); 1994 (16/16)

1994 Season: Ray's patience and resolve have paid off handsomely for both himself and the Redskins. Playing in only seven games during his first three years with the Redskins, Ray has not missed a game and has started 38 games over the past three seasons. Clearly he has become one of the Redskins most dependable performers. "I have said this before, but Ray is everything you could possibly want in an offensive lineman," said offensive line coach Jim Hanifan. "Certainly he has the size, he's smart and he's one of the strongest players I've ever been around. But he's also one of the toughest players, mentally or physically, that I've ever had the pleasure of coaching." Ray started the first 14 games at left guard last season and the final two games at left tackle when Jim Lachey suffered a severe laceration that sidelined him for the remainder of the year. Ray saw action in 938 of 1,016 offensive snaps (92%) last season. From week eight on, Ray also saw duty at tight end in short yardage situations.

Pro Career: 1993: Ray opened the year with seven straight starts at left guard, but switched to right tackle on the second offensive series of the game in week seven at Buffalo after Ed Simmons left with a knee injury. He started the following three games at right tackle before moving back to left guard against the Eagles in week 11. Ray remained there until his broken left thumb (held together with two screws) injured against the Eagles, finally forced him to play only on short yardage situations for the final two games of the year. **1992:** Ray opened the year as a backup at left guard, but with injuries to Joe Jacoby, he moved in as the starter in week nine at Seattle. He remained there the rest of the year, except for his week 13 start at right

tackle against the Cardinals. **1991:** Although Ray spent a second year in a row on injured reserve (elbow), the Redskins thought enough of Ray to place him on the team's 37-man protected list. **1990:** Ray spent the entire regular season on injured reserve and saw his only game action in the playoff loss at San Francisco. **1989:** Ray's playing debut as a Redskin came in week 10 vs. Philadelphia (due to a first quarter injury to Joe Jacoby) against Reggie White. Ray did not allow a sack, helping pave the way for the 10-3 win and earning himself a game ball. **1988:** Ray played 15 games for Phoenix, starting the season finale. **1987:** Ray was waived by St. Louis in training camp but resigned with the club Sept. 12. He started three games at left tackle before he was placed on injured reserve Nov. 12 with a torn finger tendon. Ray was reactivated Dec. 12 for the final three games. **1986:** After playing much of the season as a reserve tackle (he spent weeks 7-11 on IR with a knee injury), he started the final four games at left guard.

College, Personal: An all-Southland Conference selection at Arkansas State, Ray was a 237 pound tight end in the wishbone offense. He transferred to Arizona State from Memphis State after his freshman year before finally switching to Arkansas State. He was the first player in Southland Conference history to be named 1st team all-conference at two positions in the same season. Born in Marion, AR, he was an all-state performer at Marion High School and played both offense and defense. He once made 25 tackles in a game. One of four children in his family to attend college on an athletic scholarship, Ray was his high school's class president and was a member of the national honor society. He has been an active supporter of Special Olympics, taking part in the Northern Virginia Games. He has three children; two daughters, Lentish, 13, and Andrea, 8, and a son, Tyler, 11. He and his wife, Ashley, reside in Centerville, VA.



50 DARRICK BROWNLOW

LB • 5th Yr. • 6-0 • 260 • Illinois • 12/28/68

Up Close

- *Darrick's career tackle total of 459 at Illinois eclipsed such Illini linebacking greats as Dick Butkus, Ray Nitschke and Scott Studwell.*



CAREER HIGHLIGHTS

- In 1994, Darrick's 27 tackles on special teams were the most by a Cowboy since the team began compiling such records in 1988.
- Darrick has led his team in special teams tackles in each of the past three seasons.
- Darrick blocked two punts as a rookie in 1991: at Houston on November 10 and in Dallas' first round playoff game at Chicago on December 29.

How Acquired: Signed as an unrestricted free agent on March 16, 1995.

NFL Acquisition: Selected in fifth round of the 1991 college draft (132nd overall) by the Cowboys.

Games Played/Started: 63/4 [4/0] - DAL 1991 (16/0) [2/0]; TB 1992 (16/4); 1993 (15/0); DAL 1994 (16/0) [2/0]

1994 Season: Over the span of 12 days last March, the Redskins special teams got some very good news and the NFC East rival Cowboys didn't. During that span, the Skins signed Cowboys special team leaders Darrick Brownlow and Matt Vanderbeek. Brownlow led the Cowboys with 27 special teams tackles, unofficially tied for 4th in the NFL last season and the most by a Dallas player since the team began keeping such stats seven years ago.

Leading Special Teams Tacklers, NFL 1994 (Unofficial)

Ken Rose, Philadelphia	31
Mark Pike, Buffalo.....	31
Bobby Abrams, Minnesota.....	28
Marc Woodard, Philadelphia	27
Darrick Brownlow, Dallas	27

Darrick's special teams play earned him two game balls: versus Green Bay on November 24 and at New Orleans on December 19. He also backed up Cowboys' starting middle linebacker Robert Jones and filled in there in short yardage situations. He saw his most action at middle linebacker on November 17 against the Giants and had a season-high five tackles. Darrick went to training camp with the Raiders, but was released the first week of camp and signed with Dallas on July 18. He had joined the Raiders as a free agent following his 1993 season with Tampa Bay.

Career: 1993: Darrick led the Buccaneers with 11 special teams tackles. **1992:** After his rookie season with Dallas, he signed with Buffalo as a Plan B free agent but was released in camp. Tampa Bay claimed him off waivers on September 1, and he started four of the last five games of the season for the Bucs. Darrick made his first NFL start at Green Bay on November 29 and responded with five tackles. He followed that with a career-high seven tackles (6 solo) against the Rams on December 6. For the season his nine special teams tackles tied for the team lead. **1991:** He spent his rookie season with Dallas as a special teams standout and a back-up to middle linebacker Jack Del Rio. He was also active in short yardage and goal-line situations. His 17 special teams tackles were third on the team. He also blocked two punts that season: at Houston on November 10 and in a 17-13 win at Chicago on December 29 in the first round of the


CAREER STATISTICS

Year	Team	Tackles			Sacks	Interceptions				Fumbles	
		Solos	Assists	Total		No	Yds	LG	TD	Rec.	Forc.
1991	Cowboys	3	1	4	0	0	0	0	0	0	0
1992	Bucs	14	6	20	0	0	0	0	0	0	0
1993	Bucs	1	8	9	0	0	0	0	0	0	0
1994	Cowboys	4	4	8	0	0	0	0	0	0	0
Totals		22	19	41	0	0	0	0	0	0	0

Additional Statistics: Blocked Punts (2): November 10, 1991 at Houston and December 29, 1991 at Chicago in NFC playoffs; Special Teams Tackles: 1991 (17); 1992 (9); 1993 (11); 1994 (27); Totals: (64).

playoffs.

College, Personal: A first team all-America and three time all-Big Ten linebacker, Darrick finished his collegiate career at Illinois as the Illini's second leading tackler. His career total of 459 eclipsed such linebacking greats as Dick Butkus, Ray Nitschke and Scott Studwell. He capped his career with the Big Ten Defensive Player of the Year award and finished second to Colorado's Alfred Williams for the Butkus Award. Following the season, Brownlow was chosen defensive MVP of the Hula Bowl after making nine stops, intercepting a pass and recovering a fumble. He was honorable mention all-America as a junior after tallying 130 tackles to finish third in the Big Ten. This followed a sophomore season in which he led the conference with 155 tackles and was chosen as one of the 10 finalists for the Butkus Award. Darrick helped lead Cathedral High School in Indianapolis, IN, to a football state championship as a senior. He has a degree in communications from Illinois.



25 TOM CARTER

CB • 3rd Yr. • 6-0 • 181 • Notre Dame • 09/05/72

Up Close

• *Tom completed his degree requirements this past spring receiving his bachelor's degree in finance from Notre Dame. After leaving school at the end of his junior year, he promised his mother that he would go back each offseason until he earned his degree.*

CAREER HIGHLIGHTS

- Tom led all NFL rookies and tied for second in the NFC with six interceptions in 1993, the most by a Redskins rookie since Paul Krause set the club rookie record with 12 in 1964.
- His nine career interceptions are the most by a Redskin over the past two seasons.

How Acquired: Selected in the first round of 1993 draft (17th overall).

Games Played/Started: 30/27 - 1993 (14/11); 1994 (16/16)

1994 Season: It's not easy being the "other" cornerback opposite Darrell Green, but Tom more than met the challenge last season. With each passing week, Tom made it more and more difficult for opposing offenses to single him out. "Tom had a year that was much better than it looked at times," said defensive coordinator Ron Lynn. "He has great athletic ability, he's very smart and is a hard worker. Those are qualities that are going to make him an outstanding cornerback in this league. We expect him to really step up this season and have a great year." While the life of a cornerback has its up and downs, Tom worked through the downs and tied for second on the team with three interceptions and played in 1,106 of a possible 1,160 defensive snaps (95%) last year. All those opportunities left him tied for second with 16 passes defended and

a career-best 45 tackles. In the season opener against former Notre Dame teammate Rick Mirer, Tom had six tackles and one pass defended. He came up with a season-best seven tackles in week six vs. the Eagles. He had interceptions against New Orleans in week two, Dallas in week five and a 40-yard interception return against the Cardinals in week seven.

Pro Career: 1993: Four weeks into his rookie season, Tom was inserted into the starting lineup and ended up leading the team and finishing second in the NFC with six interceptions. Against Dan Marino and the Dolphins in his starting debut, Tom had a first quarter interception, which was his second pick off of the season. He followed that up with interceptions in three of the next five games. Tom was named the Redskins transition player following the season.

College, Personal: Tom entered the draft following an outstanding junior season. He was named a second-team all-America, recording a career-high 40 tackles and equaling a career-best five interceptions. His top performances came against Michigan State with a season-best 10 stops, plus an interception and three passes defended. Tom started every game at right cornerback and played more minutes than anyone on the team. He led the Irish with five interceptions. His interception against Tennessee was a 79-yard TD, the longest Irish interception return in 10 years, and the 10th longest in Notre Dame history. He played in every game as a true freshman but the season opener against Michigan. He broke into the starting lineup just three games into his freshman season. Tom also ran track at Notre Dame and was the Midwestern Collegiate Conference 55-meter indoor sprint champion in 1992. Tom was rated one of the top 100 incoming freshmen following an outstanding prep career at Lakewood High School in St. Petersburg, FL. He was a first-team all-state as a defensive back, while earning first-team all-city and all-conference honors at quarterback. He earned three letters in football as a cornerback, quarterback and wide receiver. His career totals included 2,000 passing yards and 1,000 rushing yards. Tom also earned three letters in basketball, two in track and one in baseball. He was an all-county pick in basketball and an all-league choice in track. He completed his degree in finance during this past offseason at Notre Dame. Tom and his wife, Renee, have a son, Alexander, 1, and they reside in Ashburn, VA.

CAREER STATISTICS

Year	Solos	Tackles		Interceptions				Fumble Recoveries
		Assists	Total	No	Yds	LG	TD	
1993	31	7	38	6	54	29	0	0
1994	36	9	45	3	58	40	0	0
Totals	67	16	83	9	112	40	0	0

Additional Statistics: Passes Defended (18): 1993 (4); 1994 (14). Special Teams Tackles (3): 1993 (2); 1994 (1).



85 HENRY ELLARD

WR • 13th Yr. • 5-11 • 185 • Fresno State • 07/21/61

Up Close

• *Henry loves to fly radio-controlled planes (3'-4' wingspan). He presently owns three and has flown them over the fields at Redskin Park. "I've always been fascinated by airplanes. I would have probably gone into the Air Force if I hadn't made it in the NFL." said Henry.*



CAREER HIGHLIGHTS

- Henry is 7th all-time with 667 career catches, 4th among actives, 9 behind Buffalo's Andre Reed and 5 ahead of Miami's Gary Clark.
- Henry's 11,158 career receiving yards is 7th all-time and he is one of only 9 players in NFL history with over 10,000 yards receiving.
- Over the past 6 seasons (1988-94) only Jerry Rice has compiled more receiving yardage in the NFL...See chart below.
- Henry finished 2nd in the NFL last season in receiving yards with 1,397 and had the best yards-per-catch average in the NFL (18.9 avg.) among the league's 56 receivers with 50 or more catches.
- His 1,397 yards receiving is the second most in one season in Redskins history behind Bobby Mitchell's club record 1,436 in 1963.
- Henry led the NFC in receiving in 1988 with 86 catches, breaking the Rams team record of 84 set by Tom Fears in 1950, while under the tutelage of Rams receivers coach Norv Turner.
- He has a current streak of 69 consecutive starts. The streak began after he sat out a game on November 25, 1990, with a hamstring injury.
- Is the Rams all-time leader in pass receptions (593), receiving yards (9,761), total offense (11,663), and 100-yard games (26).

How Acquired: Signed as an unrestricted free agent on April 13, 1994.

NFL Acquisition: Selected in second round of 1983 draft (32nd overall) by the Rams.

Games Played/Started: (174/159) [10/8]- RAMS 1983 (12/0) [2/0]; 1984 (16/16) [1/1]; 1985 (16/16) [2/2]; 1986 (9/8) [1/1]; 1987 (12/12); 1988 (16/16) [1/1]; 1989 (14/12) [3/3]; 1990 15/15; 1991 (16/16); 1992 (16/16); 1993 (16/16); WASH 1994 (16/16)

1994 Season: Henry caught 74 passes last year. Amazingly, 71 of them were for first downs. No one had to wonder why he was tagged with the nickname "Hank the Bank" by his teammates. Besides those 71 first downs, Henry finished second in the NFL in receiving yards with 1,397 yards and was the league's top receiver in yards per catch averaging 18.9 yards per game. "Henry is a pro," said receivers coach Terry Robiskie. "I just tell the young guys to watch him and learn from him. He studies hard, he practices hard and he has great preparation. He's the epitome of a professional football player." Henry opened the year in full stride hauling in seven receptions for 105 yards against Seattle. The next three weeks he was even better. He caught three passes for 72 yards in week two at New Orleans, including touchdown grabs of 41 yards and 14 yards. In week three at New York, Henry


was spectacular catching 10 passes for a season high 197 yards and one touchdown. His 197 yards receiving was the highest total by an NFC receiver in 1994 and the second-highest of his career (230 vs. Colts, 9/17/89). In week four vs. Atlanta, Henry gained 162 yards, including a 73-yard TD catch, on six receptions. His 536 yards after the first four weeks of the season were the most by an NFL receiver since Bobby Boyd of the Rams had 555 after four weeks in 1954. Henry added two more 100-yard games. In week eight he gained 108 yards on six receptions and in week 14 at Arizona he hauled in eight receptions for 191 yards, including a 52-yard TD catch. He finished the season with two of the five top receiving games in the NFL - 197 vs. the Giants and 191 vs. the Cardinals. Big plays became Henry's trademark. He had 30 of his 74 receptions going for 20 yards or more, which was six more than the entire Redskins team in 1993. Henry became the only player in NFL history to catch 70 passes and average as much as 18.9 yards per catch in two different seasons.

Pro Career: 1993: Of the top 43 pass catchers in the NFL in '93, only Miami's Irving Fryar

Henry Ellard (1988-94)

Most Receiving Yards (1988-94)		Most Receiving Yards (1990's)	
Jerry Rice	9,700	Jerry Rice	6,878
Henry Ellard.....	8,211	Sterling Sharpe	5,920
Sterling Sharpe	8,134	Michael Irvin.....	5,903
Andre Reed.....	7,408	Andre Rison.....	5,633
Gary Clark.....	7,074	Henry Ellard.....	5,415

had a better-yards-per-catch average (15.8 to 15.5). In addition, Henry's 945 receiving yards were 7th in the NFL. Henry enjoyed three 100-yard games, one more than he had in 1991 and 1992 combined: September 12 vs. Pittsburgh (9 catches, 127 yards); September 26 at Houston (6 catches, 132 yards) and December 12 vs. Cleveland (8 catches, 114 yards). **1992:** He started every game despite being bothered by nagging hamstring problems. In week two at New England, he was held without a catch snapping his club record string of 81 consecutive games with a reception. **1991:** Henry led the Rams in receiving for the eighth straight season and celebrated his fourth consecutive 1,000-yard season. He and San Francisco's Jerry Rice were the only two in the NFL to crack that barrier in each of those seasons. No other Rams receiver has had more than two 1,000-yard campaigns. **1990:** Henry began his mission of rewriting the Rams' record books by breaking Tom Fears' 42-year old record for most catches in a career and Elroy Hirsch's 41-year old mark for most receiving yardage. He passed Hirsch's total of 6,289 yards on October 21 versus Atlanta and surpassed Fears on December 2 at Cleveland when he snagged his 401st pass. **1989:** He missed two games with a hamstring injury but still finished fourth in the NFL with 1,382 receiving yards. He averaged 19.2 yards per reception, 3rd in the NFL. Teammate Flipper Anderson led the league with a 26.0 mark. His longest play of the season, a 53-yard pass reception, came on the last week of the season against New England setting up the Rams game-winning score late in the 4th quarter of the 24-20 win that clinched a wild card berth. He caught 12 passes for over 200 yards combined in the Rams two post-season victories including eight catches for 125 yards in LA's 19-13 overtime win at Giants Stadium that led them to the NFC championship game the following week. **1988:** The Southern California



Henry Ellard and the NFL

NFL All-Time Receiving Yards Leaders

1. James Lofton	14,004
2. Jerry Rice	13,275
3. Steve Largent	13,089
4. Art Monk	12,607
5. Charlie Joiner	12,146
6. Don Maynard	11,834
7. Henry Ellard	11,158
8. Gary Clark	10,331
9. Drew Hill	9,831
10. Andre Reed	9,408

NFL All-Time Receiving Leaders

1. Art Monk	934
2. Jerry Rice	820
3. Steve Largent	819
4. James Lofton	764
5. Charlie Joiner	750
6. Andre Reed	671
7. Henry Ellard	667
8. Gary Clark	662
Ozzie Newsom	662
10. Charley Taylor	649

Sports Broadcasters voted Henry the Rams Most Valuable Player. It was an honor richly deserved as Henry led the NFL with 1,414 receiving yards on an NFC-high 86 catches. The only Ram to amass more receiving yards in a season was Elroy Hirsch who had an amazing 1,495 yards in 1951. Henry caught a touchdown pass in the last four games of the season. **1987:** Henry first made his mark in the NFL as one of the league's premier punt returners. He entered the 1987 season with a career average of 12.9 yards per return, the highest career mark in NFL history. That season, however, the Rams chose to emphasize pressuring the punter rather than focus on punt returns and Henry returned just 15 punts for a 7.1 average. **1986:** Henry led the team in receptions despite missing the first seven games of the season because of contract negotiations. **1985:** An 80-yard punt return against the Eagles in week two highlighted the season for him as he went on to lead the NFC in punt return average for the third straight season. **1984:** A Pro Bowl selection as a punt returner, Henry took two punts back for scores during the regular season: an 83-yarder versus the NY Giants on September 30 and a 69-yarder against Atlanta on October 22. **1983:** As a rookie, Henry led the NFL in punt returns with a 13.6 average and broke a 72-yard return for a touchdown in the season finale against New Orleans that clinched the Rams wild card berth. In his first game as a pro, he caught three passes for 91 yards but broke his collarbone and missed the next three contests.

College, Personal: Henry was named Offensive Player of the Year in the Pacific Coast Athletic Association (PCAA) in 1982 when he caught 62 passes for 1,510 yards and 15 touchdowns at Fresno State. Three times he had more than 200 yards in a game. For his career, he had 138 catches for 2,947 yards and 39 touchdowns, the sixth best average in NCAA history. A top intercollegiate triple jumper, he posted a 54-3 1/2 mark in the 1981 NCAA meet and had a wind-aided 56-5 1/2 once. Henry Austin Ellard excelled in football

CAREER STATISTICS

Year	Team	Receiving					Punt Returns					
		No	Yds	Avg	LG	TD	No	FC	Yds	Avg	LG	TD
1983	Rams	16	268	16.8	44	0	16	4	217	13.6	72t	1
1984	Rams	34	622	18.3	63t	6	30	3	403	13.4	83t	2
1985	Rams	54	811	15.0	64t	5	37	9	501	13.5	80t	1
1986	Rams	34	447	13.1	34t	4	14	11	127	9.1	20	0
1987	Rams	51	799	15.7	81t	3	15	6	107	7.1	29	0
1988	Rams	86	1,414	16.4	69	10	17	3	119	7.0	19	0
1989	Rams	70	1,382	19.7	53	8	2	0	20	10.0	10	0
1990	Rams	76	1,294	17.0	50t	4	2	0	15	7.5	8	0
1991	Rams	64	1,052	16.4	38	3	0	0	0	0.0	0	0
1992	Rams	47	727	15.5	33t	3	0	0	0	0.0	0	0
1993	Rams	61	945	15.5	54	2	2	8	18	9.0	13	0
1994	Wash.	74	1,397	18.9	73t	6	0	0	0	0.0	0	0
Totals		667	11,158	16.7	81t	54	135	44	1,527	11.2	83t	4

Additional Statistics: Kickoff Returns (19/364/19.2/0). Rushing (17/32/1.8/0).

and track at Hoover High School in Fresno. He posted a 45-foot jump in the triple jump on his first try as a high school junior and once high jumped 6-10. He has spent several of his off-seasons competing in the amateur track circuit. During the 1992 off-season he tripled jumped 54-1, qualifying him for the Olympic trials. He has two children: Henry Austin, Jr., 10, and Whitney, 8. Henry hosts an annual golf tournament to benefit Cystic Fibrosis and has done counseling work with juveniles in Fresno. He, and his wife Lillian, reside in Ashburn, VA.

1994 GAME-BY-GAME RECEIVING

Date	Opp.	No	Yds	Avg	LG	TD
09/04	Seahawks	7	105	15.0	25	0
09/11	@ Saints	3	72	24.0	41	2
09/18	@ Giants	10	197	19.7	36	1
09/25	Falcons	6	162	27.0	73t	1
10/02	Cowboys	3	51	17.0	19	0
10/09	@ Eagles	2	43	21.5	22	0
10/16	Cardinals	3	50	16.7	26	0
10/23	@ Colts	6	108	18.0	21	0
10/30	Eagles	5	84	16.8	26	0
11/06	49ers	7	93	13.3	23	0
11/20	@ Cowboys	0	0	0.0	0	0
11/27	Giants	4	81	20.3	26	0
12/04	@ Bucs	1	19	19.0	19	0
12/11	@ Cardinals	8	191	23.9	52t	1
12/18	Bucs	4	60	15.0	20	1
12/24	@ Rams	5	81	16.2	22	0

Top Yards Per Catch Averages in NFL History

Minimum 70 Catches

1961	Charley Hennigan	Houston	.72	21.3
1960	Bill Groman	Houston	.82	20.5
1967	Don Maynard	NY Jets	.71	20.2
1984	Roy Green	Cardinals	.78	19.9
1989	Henry Ellard	Rams	.70	19.7
1981	Alfred Jenkins	Atlanta	.70	19.4
1962	Bobby Mitchell	Washington	.72	19.2
1991	Gary Clark	Washington	.70	19.1
1984	Mark Clayton	Miami	.73	19.0
1994	Henry Ellard	Washington	.74	18.9
1966	Lance Alworth	San Diego	.73	18.9

PLAYOFF STATISTICS

Year	Team	No	Receiving		LG	TD
			Yds	Avg		
1983	Rams	4	61	15.3	22	0
1984	Rams	2	22	11.0	20	0
1985	Rams	3	38	12.7	21	0
1986	Rams	1	14	14.0	14	0
1988	Rams	4	54	13.5	29	0
1989	Rams	14	230	16.4	39t	1
Totals	Rams	28	419	15.0	39t	1

Additional Statistics: Kickoff Returns (9/157/17.4/0). Rushing (1/2/2.0/0).

SINGLE-GAME HIGHS

Catches			Yards		
12	(230 vs Colts	09/17/89	230 (12)	vs Colts	09/17/89
11	(167) at Broncos	11/27/88	197 (10)	at Giants	10/18/94
10	(197) at Giants	10/18/94	191 (8)	at Cardinals	12/11/94
9	(120) vs 49ers	10/27/85	167 (11)	at Broncos	11/27/88
8	(7 times) most recent:		166 (7)	at Eagles	11/06/88
8	191 at Cardinals	12/11/94	165 (8)	vs Falcons	10/08/89
			162 (6)	vs Falcons	09/25/94

Longest Catch

81t	at Lions	12/06/87	54t	at Broncos	11/27/88
73t	vs Falcons	09/25/94	54	at Falcons	10/09/88
64t	vs Falcons	09/29/85	54	at Cardinals	12/05/93

ELLARD 100-YARD GAMES

Yards	Date	Opponent	Yards	Date	Opponent
230	Sep 17, 1989	vs Indianapolis	125	Jan 7, 1990	at NY Giants
197	Sep 18, 1994	at NY Giants	123	Sep 29, 1985	vs Atlanta
191	Dec 11, 1994	at Arizona	121	Dec 14, 1986	vs Miami
171	Dec 6, 1987	at Detroit	120	Oct 27, 1985	vs San Francisco
167	Nov 27, 1988	at Denver	116	Sep 1, 1991	vs Phoenix
166	Nov 6, 1988	at Philadelphia	114	Dec 26, 1993	vs Cleveland
165	Oct 8, 1989	vs Atlanta	111	Dec 24, 1989	at New England
163	Nov 19, 1989	vs Phoenix	109	Oct 21, 1990	vs Atlanta
162	Sep 25, 1994	vs Atlanta	108	Oct 23, 1994	at Indianapolis
160	Nov 10, 1991	vs Kansas City	107	Dec 9, 1990	vs New Orleans
145	Sep 23, 1990	vs Philadelphia	106	Sep 9, 1990	at Green Bay
134	Oct 9, 1988	at Atlanta	105	Sep 4, 1994	vs Seattle
132	Sep 26, 1993	at Houston	101	Oct 23, 1988	vs Seattle
132	Dec 5, 1988	vs Chicago	100	Oct 29, 1989	at Chicago
130	Dec 31, 1990	at New Orleans	100	Oct 7, 1990	vs Cincinnati
129	Nov 16, 1986	vs New England			
127	Sep 12, 1993	vs Pittsburgh			

(32) including one in postseason

ELLARD VS. THE NFL

Opp.	Games	No	Yds	Avg	LG	TD
49ers	21	89	1,329	14.9	39	6
Falcons	21	76	1,359	17.9	73t	9
Saints	20	64	1,102	17.2	43	9
Cardinals	10	43	864	20.1	54	5
Giants	11	31	648	20.9	44	2
Packers	8	31	459	14.8	30	1
Eagles	6	27	568	21.0	37	2
Bucs	7	23	351	15.3	33	3
Oilers	4	22	352	16.0	48	1
Seahawks	4	20	291	14.6	25	0
Browns	4	20	290	14.5	34	0
Cowboys	7	20	252	12.6	22t	1
Bears	7	19	399	21.0	63t	2
Vikings	5	19	270	14.2	34	2
Steelers	3	19	262	13.8	33	0
Colts	2	18	338	18.8	29t	3
Lions	5	18	304	16.9	81t	2
Patriots	3	15	298	19.9	53	2
Broncos	2	14	205	14.6	54t	2
Bengals	3	12	190	15.8	29	0
Dolphins	2	12	194	16.2	33	1
Raiders	3	12	183	15.3	21	0
Jets	4	11	154	14.0	30	0
Chiefs	2	9	166	18.4	27	1
Redskins	4	8	102	12.8	23	0
Bills	3	6	78	13.0	24	0
Rams	1	5	81	16.2	22	0
Chargers	2	4	90	22.5	31	0
Totals	174	667	11,158	16.7	81t	54

Combined Net Yards Leaders Among Active Players

	Total	Rush	Receiving	Punt Return	Kick Return
Marcus Allen	14,863	10,018	4,845	0	0
Herschel Walker	14,640	7,996	4,387	0	2,257
Jerry Rice	13,792	511	13,275	0	6
Henry Ellard	13,099	50	11,158	1,527	364

ELLARD GAME-BY-GAME RECEIVING

1983

Date	Opponent	No.	Yds.	Avg.	TD
09/04	@ NY Giants	3	91	30.3	0
09/11	New Orleans	DNP-injured			
09/18	@ Green Bay	DNP-injured			
09/25	@ NY Jets	DNP-injured			
10/02	Detroit	1	5	5.0	0
10/09	@ San Francisco	1	12	12.0	0
10/16	Atlanta	0	0	0.0	0
10/23	San Francisco	3	32	10.6	0
10/30	@ Miami	DNP-injured			
11/06	Chicago	1	3	3.0	0
11/14	@ Atlanta	1	6	6.0	0
11/20	Washington	0	0	0.0	0
11/27	Buffalo	0	0	0.0	0
12/04	@ Philadelphia	3	61	20.3	0
12/11	New England	3	58	19.3	0
12/18	@ New Orleans	0	0	0.0	0
*12/26	@ Dallas	1	22	22.0	0
*01/01	@ Washington	3	39	13.0	0

1984

Date	Opponent	No.	Yds.	Avg.	TD
09/03	Dallas	3	22	7.3	0
09/09	Cleveland	2	21	10.5	0
09/16	@ Pittsburgh	3	36	12.0	0
09/23	@ Cincinnati	1	22	22.0	0
09/30	NY Giants	2	69	34.5	0
10/07	Atlanta	1	14	14.0	1
10/14	@ New Orleans	2	42	21.0	1
10/22	@ Atlanta	1	9	9.0	1
10/28	San Francisco	4	94	23.5	0
11/04	@ St. Louis	2	28	14.0	0
11/11	Chicago	3	93	31.0	1
11/18	@ Green Bay	2	28	14.0	0
11/25	@ Tampa Bay	1	23	23.0	0
12/02	New Orleans	2	50	25.0	2
12/09	Houston	3	49	16.3	0
12/14	@ San Francisco	2	22	11.0	0
*12/23	NY Giants	2	22	11.0	0

1985

Date	Opponent	No.	Yds.	Avg.	TD
09/08	Denver	3	38	12.6	0
09/15	@ Philadelphia	3	69	23.0	0
09/23	@ Seattle	3	42	14.0	0
09/29	Atlanta	5	123	24.6	1

10/06	Minnesota	2	23	11.5	0
10/13	@ Tampa Bay	6	62	10.3	0
10/20	@ Kansas City	1	6	6.0	0
10/27	San Francisco	9	120	13.3	1
11/03	New Orleans	2	28	14.0	1
11/10	@ NY Giants	4	60	15.0	0
11/17	@ Atlanta	2	34	17.0	0
11/24	Green Bay	1	7	7.0	0
12/01	@ New Orleans	2	21	10.5	0
12/09	@ San Francisco	7	98	14.0	1
12/15	St. Louis	3	63	21.0	1
12/23	LA Raiders	1	17	17.0	0
*01/04	Dallas	2	33	16.5	0
*01/12	@ Chicago	1	5	5.0	0

1986

Date	Opponent	No.	Yds.	Avg.	TD
09/06	@ St. Louis	DNP-holdout			
09/14	San Francisco	DNP-holdout			
09/21	@ Indianapolis	DNP-holdout			
09/28	@ Philadelphia	DNP-holdout			
10/05	Tampa Bay	DNP-holdout			
10/12	@ Atlanta	DNP-holdout			
10/19	Detroit	DNP-holdout			
10/26	Atlanta	0	0	0.0	0
11/03	@ Chicago	0	0	0.0	0
11/09	@ New Orleans	3	39	13.0	0
11/16	New England	8	129	16.1	2
11/23	New Orleans	3	34	11.3	0
11/30	NY Jets	5	47	9.4	0
12/07	Dallas	4	36	9.0	1
12/14	Miami	8	121	15.1	1
12/21	@ San Francisco	3	41	13.6	0
*12/28	@ Washington	1	14	14.0	0

1987

Date	Opponent	No.	Yds.	Avg.	TD
09/13	@ Houston	6	74	12.3	0
09/20	Minnesota	3	10	3.3	0
10/26	@ Cleveland	4	65	16.2	0
11/01	San Francisco	4	91	22.7	0
11/08	New Orleans	5	73	14.6	0
11/15	@ St. Louis	3	20	6.7	0
11/23	@ Washington	1	17	17.0	0
11/29	Tampa Bay	5	82	16.4	1
12/06	@ Detroit	7	171	24.4	1
12/13	Atlanta	6	97	16.1	1

12/21	Dallas	5	75	15.0	0
12/27	@ San Francisco	2	24	12.0	0

1988

Date	Opponent	No.	Yds.	Avg.	TD
09/04	@ Green Bay	3	36	12.0	1
09/11	Detroit	1	12	12.0	0
09/18	@ LA Raiders	5	71	14.2	0
09/25	@ NY Giants	3	74	24.6	1
10/02	Phoenix	6	96	16.0	0
10/09	@ Atlanta	7	134	19.1	1
10/16	San Francisco	7	83	11.9	1
10/23	Seattle	7	101	14.4	0
10/30	@ New Orleans	5	64	12.8	0
11/06	@ Philadelphia	7	166	23.7	1
11/13	New Orleans	4	66	16.5	0
11/20	San Diego	2	46	23.0	0
11/27	@ Denver	11	167	15.2	2
12/05	Chicago	6	132	22.0	1
12/11	Atlanta	6	92	15.3	1
12/18	@ San Francisco	6	74	12.3	1
*12/26	@ Minnesota	4	54	13.5	0

1989

Date	Opponent	No.	Yds.	Avg.	TD
09/10	@ Atlanta	5	99	19.8	1
09/17	Indianapolis	12	230	19.1	3
09/24	Green Bay	5	79	15.8	0
10/01	@ San Francisco	5	63	12.6	0
10/08	Atlanta	8	165	20.6	0
10/16	@ Buffalo	4	70	17.5	0
10/22	New Orleans	7	95	13.6	1
10/29	@ Chicago	5	100	20.0	0
11/05	@ Minnesota	4	82	20.5	1
11/12	NY Giants	1	30	30.0	0
11/19	Phoenix	5	163	32.6	2
11/26	@ New Orleans	DNP-injured			
12/03	@ Dallas	DNP-injured			
12/11	San Francisco	2	38	19.0	0
12/17	NY Jets	3	57	19.0	0
12/24	@ New England	4	111	27.7	0
*12/31	@ Philadelphia	4	87	21.8	1
*01/07	@ NY Giants	8	125	15.6	1
*01/14	@ San Francisco	2	18	9.0	0

1990

Date	Opponent	No.	Yds.	Avg.	TD
09/09	@ Green Bay	6	106	17.6	0
09/16	@ Tampa Bay	4	62	15.5	1

09/23	Philadelphia	7	145	20.7	1
10/07	Cincinnati	7	100	14.3	0
10/14	@ Chicago	3	47	15.6	0
10/21	Atlanta	6	109	18.2	1
10/29	@ Pittsburgh	7	99	14.1	0
11/04	Houston	7	97	13.9	0
11/11	NY Giants	1	14	14.0	0
11/18	Dallas	3	45	15.0	0
11/25	@ San Francisco	DNP-injured			
12/02	@ Cleveland	6	90	15.0	0
12/09	New Orleans	5	107	21.4	1
12/17	San Francisco	4	68	17.0	0
12/23	@ Atlanta	5	75	15.0	0
12/31	@ New Orleans	5	130	26.0	0

1991

Date	Opponent	No.	Yds.	Avg.	TD
09/01	Phoenix	7	116	16.4	0
09/08	@ NY Giants	1	6	6.0	0
09/15	@ New Orleans	1	19	19.0	0
09/22	@ San Francisco	5	85	17.0	0
09/29	Green Bay	4	60	15.0	0
10/13	San Diego	2	44	22.0	0
10/20	@ LA Raiders	6	95	15.8	0
10/27	@ Atlanta	3	46	15.3	0
11/03	New Orleans	4	71	17.8	0
11/10	Kansas City	8	160	20.0	1
11/17	@ Detroit	5	84	16.8	1
11/25	San Francisco	4	67	16.8	0
12/01	Washington	4	53	13.3	0
12/08	Atlanta	2	31	15.5	0
12/15	@ Minnesota	5	72	14.4	1
12/22	@ Seattle	3	43	14.3	0

1992

Date	Opponent	No.	Yds.	Avg.	TD
09/06	@ Buffalo	2	8	4.0	0
09/13	New England	0	0	0.0	0
09/20	@ Miami	4	73	18.3	0
09/27	NY Jets	3	50	16.6	0
10/04	@ San Francisco	3	33	11.0	0
10/11	@ New Orleans	5	89	17.8	0
10/18	NY Giants	0	0	0.0	0
11/01	@ Atlanta	2	35	17.5	0
11/08	Phoenix	3	54	18.0	1
11/15	@ Dallas	2	23	11.5	0
11/22	San Francisco	3	59	19.7	1
11/29	Minnesota	5	83	16.6	0


12/06	@ Tampa Bay	2	43	21.5	0
12/13	New Orleans	4	70	17.5	1
12/20	@ Green Bay	8	94	11.8	0
12/27	Atlanta	1	13	13.0	0

1993

Date	Opponent	No.	Yds.	Avg.	TD
09/05	@ Green Bay	2	28	14.0	0
09/12	Pittsburgh	9	127	14.1	0
09/19	@ NY Giants	2	26	13.0	0
09/26	@ Houston	6	132	22.0	1
10/03	New Orleans	2	32	16.0	0
10/14	@ Atlanta	6	62	10.3	0
10/24	Detroit	4	32	8.0	0
10/31	@ San Francisco	3	42	14.0	0
11/14	Atlanta	3	53	17.7	0
11/21	Washington	3	32	10.7	0
11/28	San Francisco	5	90	18.0	1
12/05	@ Phoenix	3	83	27.7	0
12/12	@ New Orleans	0	0	0.0	0
12/19	@ Cincinnati	4	68	17.0	0
12/26	Cleveland	8	114	14.3	0
01/02	Chicago	1	24	24.0	0

1994

Date	Opponent	No.	Yds.	Avg.	TD
09/04	Seattle	7	105	15.0	0
09/11	@ New Orleans	3	72	24.0	2
09/18	@ NY Giants	10	197	19.7	1
09/25	Atlanta	6	162	27.0	1
10/02	Dallas	3	51	17.0	0
10/09	@ Philadelphia	2	43	21.5	0
10/16	Arizona	3	50	16.7	0
10/23	@ Indianapolis	6	108	18.0	0
10/30	Philadelphia	5	84	16.8	0
11/06	San Francisco	7	93	13.3	0
11/20	@ Dallas	0	0	0.0	0
11/27	NY Giants	4	81	20.3	0
12/04	@ Tampa Bay	1	19	19.0	0
12/11	@ Arizona	8	191	23.9	1
12/18	Tampa Bay	4	60	15.0	1
12/24	@ LA Rams	5	81	16.2	0



12 GUS FREROTTE

QB • 2nd Yr. • 6-2 • 221 • Tulsa • 07/03/71

Up Close

• Gus and his wife, the former Ann Beckwith, were married this past February 1 in Hawaii on the island of Maui. Ann is the daughter of Gus' football coach at Ford City (PA) High School. The two didn't meet until three years ago at her father's 50th birthday party. Ann has a nursing degree from the University of Pittsburgh.

CAREER HIGHLIGHTS

- He was named NFC Offensive Player of the Week after his first NFL game last October 23 in which he led the Redskins to a 41-27 win at Indianapolis in Week 8. His 17 completions and 226 yards that game were the most ever by a Redskin rookie in his first game.
- He was the 10th rookie to start a game at quarterback for the Redskins; the first to win his debut since Jack Scarbath in 1953.
- In his second start against Philadelphia last October 30, he became the first Redskin rookie in 40 years to throw three touchdown passes in a game.
- His 61.3 quarterback rating last season was the second highest ever by a Redskin rookie behind Eddie LeBaron's 65.2 mark in 1952.

How Acquired: Selected in the seventh round of 1994 draft (197th overall).

Games Played/Started: 4/4 - 1994 (4/4)

1994 Season: The heralded list of NFL quarterbacks that have come from Western Pennsylvania got a little longer last season. Gus Frerotte's (fur-OTT) name may not yet carry the same weight as Joe Montana, Dan Marino, Joe Namath, Johnny Unitas, Terry Bradshaw, Jim Kelly, George Blanda, Jeff Hostetler, Terry Hanratty or Johnny Lujack, but unlike Gus, none of them were named player of the week after their first NFL game. A native of Ford Cliff, some 40 miles north of Pittsburgh, Frerotte, the Redskins seventh round draft choice in 1994, stood behind veteran John Friesz and fellow rookie Heath Shuler through the first seven games of the regular season. After Shuler went down with an ankle sprain against Arizona on October 16, Gus got his chance and in a span of seven days went from never having taken a snap in an NFL regular season game, to NFC offensive player of the week. His debut came at Indianapolis on October 23, and with several hundred relatives and friends watching the game on TV back home in the Ford Cliff firehouse, Gus completed 17 of 32 passes for 226 yards and two touchdowns as the Skins won 41-27 snapping a five-game losing streak. Frerotte and the Redskins trailed 17-3 in the second quarter, before he rallied them for 24 unanswered points. It was the best debut ever by a Redskin rookie quarterback and the most points scored by the Redskins in 27 games. He became only the fourth NFL rookie quarterback to be named NFC offensive player of the week joining Bernie Kosar (11th game in 1985); Rodney Peete (2nd game in 1989) and Rick Mirer (5th game in 1993). It was the most yards by a rookie in his NFL debut since Todd Marinovich passed for 243 yards in his first game for the Raiders in 1991. Frerotte's second start came the following week and in a losing effort against the Eagles. He completed 13 of 30 passes for 189 yards and became the first Redskin rookie to throw three touchdown passes in a game since Al Dorow threw four in 1954. He was the first rookie to throw five touchdown passes in his first two starts since Miami's Dan Marino in 1984. "Gusmania" gripped the Nation's Capital for another two weeks as Frerotte started against San Francisco and Dallas before a healthy Shuler returned to the lineup. "In starting four games, he's shown he's capable of being a good quarterback in this league," says head coach Norv Turner. "He's shown he has a promising future. We go into camp with two outstanding young quarterbacks. They're going to have great competition. We'll give Heath the first opportunity to be the quarterback. But Gus has gone from being third to second, which is a lot closer."

College, Personal: Gus finished his college career at Tulsa as the Golden Hurricanes' all-time second leading passer behind T.J. Rubley (Rams, 1993-94). He and Rubley were teammates for two years, 1991-92. He passed for 5,480 yards and 32 touchdowns while completing 432 of 860 attempts. As a senior in 1993, he completed 214 of 383 passes (55.9) for 21 touchdowns and 2,871 yards, most by a Tulsa quarterback in 28 years. Gus had the biggest day of his career as a senior against East Carolina when he completed 26 of 40 passes for 358 yards, six touchdowns and no interceptions. In 11 games as a senior, Gus passed for 300 or more yards five times and 200 or more nine times. Gus sat out the '89 season as a redshirt freshman, but in 1990 he started eight games at quarterback after Rubley suffered a season-ending injury in the third week of the season. Frerotte made his first collegiate start in front of 70,325 at Oklahoma and threw a 55-yard scoring pass in a losing cause. As a sophomore he backed up Rubley

and was Tulsa's punter averaging 35.5 yards per punt. As a freshman at Ford City High School he suffered a football injury that left him with a crushed vertebra in his neck. He spent nine weeks in a neck brace but returned the next season, and two seasons later, led Ford City to the district final for the first time in school history. Gus earned four letters in baseball and three in football and basketball. He pitched and played third base for Ford City's state championship team in 1987. A recreation major at Tulsa, Gus spent his last semester as a corporate fitness consultant to baseball's Pittsburgh Pirates. His cousin, Mitch, played guard for Bills (1987, 1990-92) and has spent the last two seasons on the Seahawks injured reserve list. Last May, Gus was an active host of The Gus Frerotte Celebrity Golf Tournament in Reston, VA, to benefit the American Heart Association. He and his wife, Ann, reside in Centreville, VA.

CAREER STATISTICS

Year	Att	Comp	Yds	Passing			LG	Rating	Rushing		
				Pct	TD	Int			No	Yds	TD
1994	100	46	600	46.0	5	5	51	61.3	4	1	0

SINGLE-GAME HIGHS

Yards			Attempts		
226	at Indianapolis	10/23/94	32	at Indianapolis	10/23/94
189	vs Philadelphia	10/30/94	32	vs San Francisco	11/06/94
167	vs San Francisco	11/06/94	30	vs Philadelphia	10/30/94

Completions			Touchdowns		
17	at Indianapolis	10/23/94	3	vs Philadelphia	10/30/94
15	vs San Francisco	11/06/94	2	at Indianapolis	10/23/94
13	vs Philadelphia	10/30/94			


Longest					
51	at Indianapolis	10/23/94	26	vs Philadelphia	10/30/94
28	vs Philadelphia	10/30/94	23	vs San Francisco	11/06/94

GAME-BY-GAME

Date	Opponent	1994						
		Att	Comp	Yds	Pct	TD	Int	LG
9/04	Seattle			DNP				
9/11	@ New Orleans			DNP				
9/18	@ NY Giants			DNP				
9/25	Atlanta			DNP				
10/02	Dallas			DNP				
10/09	@ Philadelphia			DNP				
10/16	Arizona			DNP				
10/23	@ Indianapolis	32	17	226	53.1	2	0	51
10/30	Philadelphia	30	13	189	43.3	3	2	28
11/06	San Francisco	32	15	167	46.8	0	2	23
11/20	@ Dallas	6	1	18	16.7	0	1	18

FREROTTE GAME-BY-GAME (continued)

Date	Opponent	1994						
		Att	Comp	Yds	Pct	TD	Int	LG
11/27	NY Giants			DNP				
12/04	@ Tampa Bay			DNP				
12/11	@ Arizona			DNP				
12/18	Tampa Bay			DNP				
12/24	@ LA Rams			DNP				



45 SCOTT GALBRAITH

TE • 6th Yr. • 6-2 • 255 • USC • 01/07/67

Up Close

• *Scott's father, Albert, is pastor of the Church of God and Christ in Sacramento, and Scott grew up singing in the church choir. He has been known to sing during practice and even sometimes during games.*

CAREER HIGHLIGHTS

- Scott has caught a career-high four passes in a game twice, both in 1991 for the Browns: December 1 at Indianapolis and December 15 against Houston.
- On October 25, 1992, Scott recorded the biggest catch of his career and his first career touchdown reception when he caught a six-yard pass from Mike Tomczak with 31 seconds to play giving the Browns a 19-17 come-from-behind win at New England.

How Acquired: Signed as an unrestricted free agent on May 16, 1995.

NFL Acquisition: Selected by the Cleveland Browns in the seventh round of the 1990 draft (178th overall).

Games Played/Started: 69/18 [5/0] - CLE 1990 (16/1); 1991 (16/13); 1992 (14/2); DAL 1993 (7/0) [3/0]; 1994 (16/2) [2/0]

1994 Season: Scott saw most of his action in the Cowboys two tight end formations, but he did see extensive duty in two games due to Jay Novacek's injured abdominal muscle. Scott earned his first career start with the Cowboys vs. the New York Giants on November 7 and hauled in two catches for nine yards. He received a game ball against Philadelphia on October 16 for his blocking and clutch 15-yard catch in the second quarter to help set up Dallas first TD in 24-13 win. He recorded his first career postseason reception on a one-yard touchdown toss from Troy Aikman in the second quarter of the Cowboys 35-9 win over Green Bay in the division playoffs.

Pro Career: 1993: Scott went to camp with the Browns but was released on the final cutdown. He was signed by Dallas on November 11 when injuries left the Cowboys

thin at tight end. He played in the final seven games of the regular season and all three postseason contests, primarily in two tight end sets. He caught his lone pass of the season at Atlanta in his first game, a one-yard TD toss from his former quarterback at Cleveland, Bernie Kosar. **1992:** Scott missed the first two weeks of the season after a contractual holdout kept him out of training camp. He saw most of his action in the Browns two tight end formations and on special teams. He caught only four passes that year but one of them was a six-yard pass from Mike Tomczak with 31 seconds to play, giving the Browns a 19-17 come-from-behind win at New England on October 25. **1991:** Scott emerged as the Browns' starting tight end and caught a career-high 27 passes, including 17 in the final six games. He caught a career-high four passes twice and three passes in three games. He grabbed a career high 42-yard pass from Kosar at Cincinnati on November 3. On November 17 at Houston he enjoyed one of his best all-around games when he caught three passes for 39 yards and recovered an Oilers fumbled punt. **1990:** As a rookie he finished third on the Browns with 10 special teams tackles. Of his four receptions that season, three came at Houston on December 9 for 60 yards. He made his first start the next week against Atlanta and caught one two-yard pass.

College, Personal: Scott earned first team All-Pac 10 honors as a junior and senior and helped lead USC to the Rose Bowl each season. He redshirted in 1985 and caught one pass as a freshman in 1986, a two-yard scoring pass against Arizona. He moved into the starting lineup as a junior and in his senior season was a third team all-America with 21 receptions for 311 yards and two touchdowns. Scott earned all Northern California honors at Highlands High School in North Highlands, CA, where he recorded 34 receptions and six touchdowns as a tight end and also led team in tackles while playing on the defensive line. He also earned league MVP honors in basketball averaging 16 points per game. Scott earned his degree in public administration from Southern Cal and is about two semesters from earning his master's degree in education from National University in Sacramento. During the 1994 season in Dallas, Scott spent Tuesday off-days speaking to youngsters at Williams High School in Plano, TX. Scott has worked as a crisis counselor at Martin Luther King Jr. Junior High School in Sacramento. He also worked in the California public school system as a student teacher in the spring of 1992 and was a deputy probation officer for the Los Angeles Police Department in the spring and summer of 1990. He is a national member of the Churches of God in Christ, Inc.

CAREER STATISTICS

Year	Team	No	Receiving			TD
			Yds	Avg	LG	
1990	Clev.	4	62	15.5	28	0
1991	Clev.	27	328	12.1	42	0
1992	Clev.	4	63	15.8	28	1
1993	Dall.	1	1	1.0	1	1
1994	Dall.	4	31	7.8	15	0
Totals		40	485	12.1	42	2

Additional Statistics: Kickoff Returns: 5/29/5.8/10/0. Playoffs: Receiving: 1/1/1.0/1/1



63 JOHN GESEK

C • 9th Yr. • 6-5 • 282 • Cal St-Sacramento • 02/18/63

Up Close

• *John owns and manages Riviera Properties, a home construction and property development company in Dallas. Riviera specializes in building single family homes from 2,000 to 4,000 square feet.*

CAREER HIGHLIGHTS

- John started all eight postseason games (7-1) for the Cowboys from 1991-93.
- In 1989, the year before his arrival, the Cowboys running game averaged 88 yards a game. During his four years there Dallas averaged 93 yards in 1990, 106 in 1991, 133 in 1992 and 135 in 1993.
- John was the only Cowboys lineman to appear in all 30 of Emmitt Smith's 100-yard games from 1990-93.
- The Cowboys were 36-15 (.706) in his 51 starts; 14-7 (.667) otherwise.

How Acquired: Signed as an unrestricted free agent on March 17, 1994.

NFL Acquisition: Selected in 10th round of 1987 draft (265th overall) by Raiders.

Games Played/Started: 92/66 [8/8]- RAI 1987 (3/1); 1988 (12/6); 1989 (16/16); DAL 1990 (15/12); 1991 (16/15) [2/2]; 1992 (16/16) [3/3]; 1993 (14/0) [3/3]; WASH 1994 (15/12)

1994 Season: Although he had started only five games at center in his NFL career, including all three of the Cowboys' postseason games in 1993, John was penciled in as the Redskins starter at that position when Norv Turner made him one of his first acquisitions as head coach. But a bulging disk located between the L4 and L5 vertebrae forced John to miss all but one day of training camp. The bulge, while putting pressure on nerve roots, did not require surgery and John was ready to play by the second week of the regular season taking part in 34 of 72 snaps against New Orleans. He was inserted into the starting lineup in week five against his former Dallas teammates and remained there the rest of the season. "John had a very positive influence on our offensive line," said offensive line coach Jim Hanifan. "He's

Since Norv

Since Norv Turner became head coach in 1994, the Redskins roster has seen dramatic changes. Of the current 80-man training camp roster, 66 have been acquired since Turner became head coach.

a leader, a hard worker and a very intelligent football player. You have to admire his work ethic. He missed training camp with a painful back that really bothered him all year, yet he came back and was a big reason for our improvement over the last half of the season.” The running game improved steadily during the second half of the season. The Redskins averaged 68.4 yards rushing per game through first seven games, and averaged 104 yards per game during the final nine games of the season.

Pro Career: 1993: John entered 1993 having started at guard for 64 of his team’s last 69 games, including 47 of Dallas’ previous 49 games at right guard. However, he suffered a sprained left foot in a preseason game against the Raiders on August 14 and was deactivated for the first two games of the season. It wasn’t until the postseason when John worked his way back into the starting lineup. Although he hadn’t played center since a two-game stint with the Raiders in 1988, John started there for both NFC playoff games and the Super Bowl replacing Frank Cornish and Mark Stepnoski who were injured. **1992:** He started all 16 games at right guard and helped Emmitt Smith to his second of three straight NFL rushing titles and 10 100-yard rushing games. At Philadelphia in the 4th game of the season, John experienced a rare treat when he snagged his first career reception, a four-yarder off a deflected Troy Aikman pass. In the second matchup with Philadelphia that season, on November 1, he earned a game ball from the coaching staff as his blocking helped spring Smith for 163 yards against the NFL’s top-ranked defense. Smith became the first to rush for 100 yards against the Eagles in 53 games. **1991:** John started the first 14 games of the season before suffering a sprained left ankle against New Orleans on December 8. He played briefly the next week, but returned to the starting lineup for the regular season finale and for both playoff games. **1990:** Six days before the season opener, John was acquired by Dallas from the Raiders for a fifth round choice in the 1991 draft. John’s position with the Raiders had been taken by all-Pro Max Montoya, who was signed by the Raiders as a Plan B free agent. By the 5th week of the season, he was the Cowboys regular at right guard. That season several of the key building blocks of the Cowboys offense were fused as veteran linemen Nate Newton and Mark Tuinei were joined by center Mark Stepnoski (a back-up for most of his rookie season in 1989), and newcomers Gesek, tight end Jay Novacek, and super back Emmitt Smith. **1989:** John was the Raiders starting left guard the entire season. **1988:** He started six games, including two at center before being placed on injured reserve the final three weeks of the season. **1987:** Back and knee injuries limited John to just three games and one start.

College, Personal: As a senior at Cal-State Sacramento, John was the only returning starter on the offensive line that paved the way for 401 yards per game and won the Western Football Conference title. He earned all-conference honors his final two seasons after moving from defensive end to offensive tackle prior to his junior year. He tallied 34 tackles and four sacks as a sophomore. John transferred to Cal-State Sacramento after a year at Diablo Junior College where he did not play football. John was born in San Francisco and graduated from San Ramon High School in nearby Danville, CA. He also attended Long Beach’s Bellflower High School in Southern California as a sophomore and junior. John and his wife, Gina, have two children: Tanner, 4, and Presley, 2, and they reside in Coppell, TX.




26 ALAN GRANT

CB • 6th Yr. • 5-10 • 187 • Stanford • 10/01/66

Up Close

- *Alan's hobbies include instruction in Tai Kwon Do and free-lance writing.*



CAREER HIGHLIGHTS

- In 1990, Alan returned an interception 25 yards for the winning touchdown with :50 seconds remaining to beat the Redskins in Indianapolis.
- He had a career-high 50 tackles in 1990.

How Acquired: Signed as a free agent on September 20, 1994.

NFL Acquisition: Selected in fourth round of 1990 draft (103rd overall) by Cincinnati.

Games Played/Started: 73/9 [2/0] - IND 1990 (16/7); 1991 (16/1); SF 1992 (16/0) [2/0]; 1993 (3/0); CIN 1993 (9/0); WASH 1994 (13/0)

1994 Season: Alan probably made the Redskin roster in 1993, not 1994, when Ron Lynn was the defensive coordinator for the Cincinnati Bengals. Alan played for Ron that season and when the Bengals released him at the end of training camp, he was on the NFL unemployment line for only a short while. When the Redskins needed to add another cornerback for the Falcons run-and-shoot offense in week 4, Alan's name was at the top of the list. "It's not easy for a player to join a team during the season and expect that player to be ready to play in just a week," said Lynn. "But Alan is a player you don't have to worry about. He's smart and he gets himself prepared to play. He's the kind of guy coaches love to coach." Alan stepped into the Redskins defensive backfield that week against the Falcons and recorded one tackle. He played in 251 out of a possible 1,160 defensive plays (22%) as a regular in the Redskins nickel package. Alan's top defensive efforts came against the Cardinals in week eight with a season-best four tackles and picked up his third-career interception against Tampa Bay in week 15. Alan also was a regular on the Redskins special teams recording five tackles.

Pro Career: 1993: Waived by the 49ers after three games, Alan was claimed by the Bengals on September 23 and made his Bengal debut on October 24 at Houston. He totaled nine tackles and had one interception, a 17-yarder against the Oilers. **1992:** Waived by the Colts, Alan was claimed on September 1 by San Francisco and led the 49ers in punt returns averaging 8.6 yards on 29 returns, including a 46 yarder against the Jets. As a result of injuries to the receiving corps, Alan even lined up as a receiver late in that Jets game. **1991:** Alan appeared in all 16 games for the Colts. He registered a season-high three tackles against Detroit and three tackles, one pass defensed, and one forced fumble at

Green Bay. **1990:** Alan posted a career-high 50 tackles, including a career-high four stops against the Redskins in week 15. Alan also returned a Mark Rypien pass 25 yards for the winning touchdown with under a minute to play.

College, Personal: Alan did not miss a start in his 44-game college career at Stanford. He posted 167 tackles and had 18 passes defended during his career, while also establishing school records for punt returns (93) and yardage (894). He had a career-long 77-yard punt return vs. Washington as a sophomore. He earned first-team all-Pac 10 honors as a return specialist and third team all-America selection as a junior. Born in Pasadena, CA, Alan attended St. Francis High School in La Canada, CA, where he gained 1,450 yards and 13 touchdowns as a senior. He also competed in the 300-meter hurdles. His hobbies included Tai Kwon Do and free-lance writing. He and his wife, Keir, reside in Fairfax, VA.

CAREER STATISTICS

Year	Team	Tackles			Interceptions				Fumble Recoveries
		Solos	Assists	Total	No	Yds	LG	TD	
1990	Ind.	38	12	50	1	25	25t	1	1
1991	Ind.	19	2	21	0	0	0	0	0
1992	SF	11	0	11	0	0	0	0	0
1993	SF/Cin.	9	0	9	1	17	17	0	0
1994	Wash.	10	7	17	1	0	0	0	0
Totals		87	21	108	3	42	25t	1	1

Additional Statistics: Punt Returns: (33/261/7.9/0): 1990 (2/6/3.0/0); 1991 (2/6/3.0/0); 1992 (29/249/8.5/0). Kickoff Returns: (21/370/17.6/0): 1990 (15/280/18.7/0); 1991 (3/20/6.70); 1992 (3/70/23.3/0). Forced Fumbles: (2): 1991 (1); 1992 (1). Postseason: Punt Returns: 1992 (3/10/3.3/0). Kickoff Returns: 1992 (2/35/17.5/0).

Receiving Edge

The Redskins were the only NFL club to have three receivers average 18 or more yards per catch while catching an average of at least one ball per game in 1994. Henry Ellard (18.9), Desmond Howard (18.2) and Tydus Winans (18.1) each surpassed 18.0 yards per reception. It was only the third time in team history that it had been done. The only two other occasions it's happened in Redskins history were 1963 (Bobby Mitchell, Dick James and Bill Anderson) and 1947 (Eddie Saenz, Hugh Taylor and Joe Duckworth). The Redskins had an NFL high 10 different players catch a touchdown pass, most by a Redskin team since Sammy Baugh threw scoring passes to 10 different targets in 1948. He threw touchdown passes to 11 different Redskins in 1947.



28 DARRELL GREEN

CB • 13th Yr. • 5-9 • 182 • Texas A&I • 02/15/60

Up Close

• *The Darrell Green Learning Center completed its first year with great success. The center currently has 33 youngsters enrolled with plans to have 70 children by the end of 1995. His plan is to duplicate the centers all over the city and eventually nationwide.*


CAREER HIGHLIGHTS

- Darrell has been named to five Pro Bowls (1984, 1986, 1987, 1990, 1991).
- Darrell is the Redskins career interception leader with 37 career thefts.
- His 52-yard punt return for a TD vs. the Bears put the Redskins into the 1987 NFC Championship game.
- Darrell's 78-yard fumble return for a TD vs. the Colts in 1993 is the longest in team history.
- He had a career-high three interceptions vs. Detroit in 1987.
- Two of Darrell's three interception returns for TDs in regular season have come against the Cowboys (1990 and 1984). He returned a 27 yarder in 1994 against the Cardinals.
- He had a 32-yard INT return for a TD vs. Detroit in the NFC championship game in 1991 and an INT vs. Buffalo in Super Bowl XXVI.
- Only three other defensive players in Redskins history (Monte Coleman, 216, Dave Butz, 203, Chris Hanburger, 187) have played in more games than Darrell who has played in 170 games.

How Acquired: Selected in first round of 1983 draft (28th overall).

Games Played/Started: 170/168 [15/15] - 1983 (16/16) [3/3]; 1984 (16/16) [1/1]; 1985 (16/16); 1986 (16/15) [3/3]; 1987 (12/12) [3/3]; 1988 (15/15); 1989 (7/7); 1990 (16/16) [2/2]; 1991 (16/16) [3/3]; 1992 (8/7) [1/0]; 1993 (16/16); 1994 (16/16)

1994 Season: Near the end of the 1994 season, Darrell was asked about his future. "Can you play?" he answered. "If you can play, then there is a place for you. If you can't play, hey, face the music." Although he has completed 12 years in the National Football League, the facts are simple, Darrell can still run, he can still cover and he can still play. "Darrell is a big part of the tradition and the success of this organization," said head coach Norv Turner. "Darrell's a guy who knows what it takes to win and those are things that he can teach to the younger players. Also, he's still one of the top players at his position." Last year, Darrell played in 1,116 of a possible 1,160 defensive snaps (96%) and led the team with 20 passes defended. His highlight came in week seven vs. the Cardinals when he had a pair of interceptions, including a 27 yarder for a touchdown. The interceptions were the 36th and 37th of his career which surpassed Brig Owens for the top spot in Redskins history. Darrell opened the year with seven tackles and two passes defended against the Seahawks and



NFL Active Interception Leaders

1. Ronnie Lott63
2. Eugene Robinson41
2. Albert Lewis.....38
4. Darrell Green.....37
5. Eric Allen34

followed that up with a season-best eight tackles the following week at New Orleans. He also registered seven tackles against the Eagles in week six, including an interception, and tied his season-best tackle effort with eight against Dallas in week 11 and Tampa Bay in week 15.

Pro Career: 1993: His 90 tackles were his best mark since his rookie season. He led the team with 13 passes defensed, and he was second on the team with four interceptions. Darrell also sprinted 78 yards with a fumble recovery for a touchdown against the Colts in week 12, which is the longest in team history. In addition, he was the only player in the NFC with two interceptions in a game in 1993, and he did it twice. He picked off a pair against the Eagles in week three and at Tampa Bay in week 12. **1992:** It was a broken right forearm that sidelined Darrell from weeks 3 through 10 which left him off the Pro Bowl roster for the first time since 1989. His top performance came against the Cowboys in week 14 with nine tackles, three passes defensed and a key forced fumble on Michael Irvin in the fourth quarter. But it was a fracture of the radius midway up his right forearm, suffered with 4:15 left in the game against the Falcons, that took a big chunk out of Darrell's season. He did miss the Redskins playoff win with a bruised heel, but bounced back to see action in nickel coverage the following week at San Francisco. **1991:** He was chosen to his fifth Pro Bowl (his second straight as a starter) and was an unanimous all-Pro. Darrell tied for the team lead with five interceptions (his best output since 1986) and a team-best 21 passes defensed. Twice Darrell came up with two interceptions in the same game vs Detroit in week one and Philadelphia in week five. It was Darrell's pivotal interception in overtime against the Oilers in week nine that led to the game winning field goal. And in the postseason, Darrell again was superb with two interceptions. Darrell's regular season best included a season-high 10 tackles vs. Dallas in week 12. His postseason honors included: Pro Bowl, AP all-Pro, UPI all-NFC, all-Madden, College and *Pro Football Newsweekly* NFL all-Pro, *Sports Illustrated* all-Pro, *Football News* all-NFL, PFWA all-Pro, NEA all-Pro, *The Sporting News* all-Pro, *Pro Football Weekly* all-NFL. **1990:** Darrell was named a Pro Bowl starter - his fourth appearance; a first-team on the all-NFC team by UPI, *Football News* and *Pro Football Weekly* and a second-team all-NFL choice by AP. Darrell opened the year with interceptions the first three weeks of the season (a career first). In week three vs. Dallas, Darrell had seven tackles, two pass deflections and capped the Redskin win with an 18-yard interception return for a touchdown. He posted a season-best 10 tackles against the 49ers and also came up with an interception. He also had interceptions against Phoenix and New Orleans to finish with four (the most since his five thefts in 1986). He also had an interception in the playoff win over Philadelphia. **1989:** A fractured wrist in week seven against Tampa Bay prematurely ended his season. Against Phoenix, Darrell had two first quarter interceptions as the Redskins jumped to an early lead. Despite missing the final nine games, his five pass deflections were third on the squad. **1988:** Darrell's worth was again evident in his absence. A broken hand in the first quarter of the week 15 contest versus Dallas opened the door to three Cowboy touchdown passes in a 24-17 loss. He led the Skins in pass deflections with 14 and also provided a spark on special

teams with several timely punt returns. Returns of 13 and 18 yards against the Steelers set up a field goal and touchdown in a 30-29 victory. The best was a 32-yard fourth quarter return versus the Giants. **1987:** In the NFC championship game, Darrell made the last-second hit on the goal line that helped jar the football out of the hands of running back Darrin Nelson, preventing the Vikings from forcing overtime. The performance came despite torn rib cartilage that kept his playing status in question throughout the week. Green had suffered the injury the previous week during his 52-yard punt return for a touchdown in the first round playoff game against the Bears. The return gave the Redskins a 21-14 lead and provided the winning margin. The highlight of his regular season came against Detroit with a career-high three interceptions. The last came on the Lions final possession and preserved a 20-13 victory. His overall performance resulted in a third Pro Bowl appearance. **1986:** A succession of big plays led Darrell to his second Pro Bowl. In week two, Darrell's interception in the end zone with 30 seconds remaining sealed a 10-6 victory against the Raiders. He was slowed in week 12 against Dallas when a bruised shoulder forced Darrell from the lineup for the first time in his career. His five interceptions were a team high. In the playoffs, Darrell intercepted a pass to set up the go-ahead touchdown in a 27-13 upset of the Bears. **1985:** Lady Luck did not smile on Darrell when punt returns of 99 yards and 73 yards were nullified on successive weeks. Nevertheless, his 13.4-yard average on 16 punt returns

CAREER STATISTICS

Year	Solos	Tackles		Total	Interceptions			TD	Fumble Recoveries
		Assists			No	Yds	LG		
1983	79	30		109	2	7	7	0	1
1984	68	19		87	5	91	50	1	0
1985	60	24		84	2	0	0	0	1
1986	58	12		70	5	9	7	0	0
1987	38	10		48	3	65	56	0	1
1988	50	13		63	1	12	12	0	0
1989	21	8		29	2	0	0	0	0
1990	56	22		78	4	20	18t	1	0
1991	64	15		79	5	47	24	0	0
1992	25	10		35	1	15	15	0	0
1993	72	18		90	4	10	6	0	2
1994	50	14		64	3	32	27t	1	0
Totals	641	195		836	37	308	56	3	5

Additional Statistics: Touchdowns (7): 1983 (72 int. return vs. Rams, playoffs); 1984 (32 int. return vs. Cowboys; 26 fumble return vs. Eagles); 1987 (52 punt return vs Bears, playoffs); 1990 (18 int. return vs Cowboys); 1991 (32 int. return vs Lions, playoffs); 1993 (78 fumble return vs. Colts). Punt Returns: (51/576/11.3/37/0).

was the highest by a Redskin since Eddie Brown's 13.5 in 1976. **1984:** There was no sophomore slump for Darrell, who earned a starting Pro Bowl spot in his second season. He had five interceptions, 87 tackles, and a team-high 14 deflections, but cemented his all-star berth with one dramatic performance. With the Skins trailing Dallas 21-6 at halftime, Green turned the game around with a 32-yard pass interception for a touchdown. Later he stopped a Cowboy drive with an interception in the end zone, and the Redskins rallied for a 30-28 come-from-behind victory. **1983:** Darrell set the tone for his NFL career the first time he touched the football with a 61-yard punt return in a preseason game against Atlanta. A contract dispute by Jeris White thrust him into the starting lineup against the Cowboys, and Darrell left his calling card when he pulled Tony Dorsett down from behind. He completed the year as the team's fourth best tackler with 109, including a team-high 79 solo stops. His regular season play earned him a runner-up spot as AP NFL Defensive Rookie of the Year, and *Football Digest* and AP all-rookie teams. However, he saved his best for the postseason where he ran back an interception 72 yards for a touchdown against the Rams.

College, Personal: Darrell is legendary at Texas A&I, where he was named to the Football Coaches all-American Division II team with 56 tackles and four interceptions in 1982. The Lone Star Conference Defensive Player of the Year, Darrell was also selected as an AP 1st-team Little all-America. He returned two punts for touchdowns as a senior (76 and 96 yards). However, football was only half the story. A 10.08 100-meter clocking was second behind Carl Lewis as a senior. Showing no preference, Darrell was all-state in track and all-city in football at Jones High School in Houston. He has won the "NFL Fastest Man" competition three times, winning the 60-yard event over such notable track stars as Willie Gault, Ron Brown and Herschel Walker. Darrell added the title "World's Fastest Athlete," in 1991, winning a competition that included several events. On the personal side, Darrell is very active in local youth groups. He founded the Darrell Green Youth Life Foundation which provides financial and moral support for DC youth and their families. His Darrell Green Learning Center will be a model educational program for youth that he hopes will become a nationwide program. Besides computers donated by IBM, the facility is equipped with up-to-date education programs such as the Reader Rabbit system, which teaches spelling and word selection. Participants in the program must attend for 10 hours each week, open a savings account, get a library card and, for those older than 18, get a voter registration card. He serves as a local VP of the Fellowship of Christian Athletes. He also devoted charity time to the Big Brothers of America in the DC area, the homeless, and has worked in several anti-drug campaigns. He has an annual golf tournament to benefit Hope Springs Farm which provides care for orphans, foster children and underprivileged children. Darrell also has testified at a Senate Judiciary Panel for drug prevention as well as appeared as the Redskins representative in the league sponsored United Way commercial. A native of Houston, he attended Jesse Jones High School. Darrell and his wife, Jewell, have three children Jarrel, 8, Jared, 5, and Joi, 4, and reside in Ashburn, VA.

GREEN'S CAREER INTERCEPTIONS

By quarterback

42 total, 37 regular season, 5 postseason

Cunningham, Randall	*4
Lomax, Neil	3
Long, Chuck	*3
White, Danny	3
Montana, Joe	2
Erickson, Craig	2
Beuerlein, Steve	2
Peete, Rodney	2
Ryan, Pat	2
Aikman, Troy	1
Awalt, Robert	1
Campbell, Scott	1
Danielson, Gary	1
Evans, Vince	1
Ferragamo, Vince	*1
Flutie, Doug	*1
Hogeboom, Gary	1
Jaworski, Ron	1
Kelly, Jim	*1
Kenney, Bill	1
Moon, Warren	1
Moroski, Mike	1
Pelleur, Steve	1
Rosenbach, Tim	1
Simms, Phil	1
Walsh, Steve	1
Ware, Andre	*1
Wilson, Marc	1

* One in Post Season • One Game

Darell Green's Interceptions

42, 37 regular season, 5 postseason

Date	Opponent	(QB)	YDS	TD
09/18/83	Kansas City	(Kenney)	7	0
12/11/83	@ Dallas	(White)	0	0
01/01/84	*Rams	(Ferragamo)	72	1
11/11/84	Detroit	(Danielson)	TB	0
12/05/84	Atlanta	(Moroski)	50	0
12/09/84	@ Dallas	(White)	32	1
12/09/84	@ Dallas	(White)	19	0
12/16/84	St.Louis	(Lomax)	TB	0
10/07/85	St.Louis	(Lomax)	0	0
12/24/85	@ Pittsburgh	(Campbell)	0	0
09/07/86	Philadelphia	(Jaworski)	7	0
09/14/86	Raiders	(Wilson)	TB	0
11/17/86	San Fran.	(Montana)	0	0

11/23/86	@ Dallas	(Pelleur)	2	0
12/07/86	NY Giants	(Simms)	0	0
01/03/87	*@ Chicago	(Flutie)	17	0
11/15/87	Detroit	(Long)	56	0
11/15/87	Detroit	(Long)	0	0
11/15/87	Detroit	(Long)	9	0
10/16/88	Phoenix	(Lomax)	12	0
10/08/89	Phoenix	(Awalt)	0	0
10/08/89	Phoenix	(Hogeboom)	0	0
09/09/90	Phoenix	(Rosenbach)	-1	0
09/16/90	@ San Fran.	(Montana)	3	0
09/23/90	Dallas	(Aikman)	18	1
11/18/90	New Orleans	(Walsh)	TB	0
01/05/91	*@ Phila.	(Cun'ham)	0	0
09/01/91	Detroit	(Peete)	12	0
09/01/91	Detroit	(Peete)	0	0
09/30/91	Philadelphia	(Ryan)	24	0
09/30/91	Philadelphia	(Ryan)	TB	0
11/03/91	Houston	(Moon)	2	0
01/12/92	*Detroit	(Ware)	32	1
01/26/92	*Buffalo	(Kelly)	0	0
12/26/92	Raiders	(Evans)	15	0
09/19/93	@ Phila.	(Cun'ham)	0	0
09/19/93	@ Phila.	(Cun'ham)	TB	0
12/05/93	@ Tampa Bay	(Erickson)	4	0
12/05/93	@ Tampa Bay	(Erickson)	6	0
10/09/94	@ Phila.	(Cun'ham)	0	0
10/16/94	Arizona	(Beuerlein)	27	1
10/16/94	Arizona	(Beuerlein)	5	0

* Playoffs • Super Bowl

By Team

Cardinals	8
Philadelphia	7
Detroit	7
Dallas	5
San Francisco	2
Tampa Bay	2
LA Raiders	2
Pittsburgh, Rams, Chicago, Houston, Atlanta, Buffalo, Kansas City, Giants, New Orleans	1

By Stadium

RFK	29
Veterans	4
Texas	3
Tampa	2
Metrodome, Candlestick, Soldier Field, Three Rivers	1



10 TRENT GREEN

QB • 2nd Yr. • 6-3 • 212 • Indiana • 07/09/70

Up Close

• *Trent was a prolific touchdown maker as a college quarterback while at Indiana. He accounted for 43 scores (23 passing and 20 rushing).*

CAREER HIGHLIGHTS

- Trent made the Chargers roster as a rookie suiting up for all 16 games as San Diego's third quarterback.

How Acquired: Signed as a free agent on February 14, 1995.

NFL Acquisition: Selected in eighth round of 1993 draft (222nd overall) by San Diego.

Games Played/Started: 0/0 - SD 1993 (0/0)

1994 Season: Trent was competing to keep his roster spot with the AFC champion San Diego Chargers, but was waived on August 22 as the team trimmed down to 60 players. With Heath Shuler and Gus Frerotte firmly in place as the Redskins quarterbacks, Trent will be looking to fill out the Skins' QB rotation in the number three spot, a role he had in San Diego as a rookie. "Trent has size, a good strong arm and the tools to develop into an NFL quarterback," said quarterbacks coach Cam Cameron. "He was a third quarterback with the Chargers, so he knows what's expected of him in that role." After being waived by the Chargers, Trent had a tryout with the Steelers but wasn't signed and missed the entire 1994 regular season.

Pro Career: 1993: San Diego's eighth round draft selection from Indiana, Trent landed a spot on the Chargers roster as the team's third quarterback. He suited up but was inactive for all 16 games as the Chargers's third quarterback.

College, Personal: Trent concluded his Indiana career third on the Hoosiers all-time passing charts with 5,400 yards, while his 5,916 yards in total offense also ranks third on the all-time list. Trent completed 421 of 755 pass attempts with 23 going for touchdowns. He also gained 516 rushing yards and scored 20 touchdowns, including a 57-yard TD scamper. As a senior, he passed for 1,780 yards (154 of 278), including 294 yards and three touchdowns vs. Kentucky. He set a school record with 2,627 yards passing and 2,829 yards in total offense as a junior passing for more than 200 yards in nine games. He also threw for 12 TDs and rushed for 11 that season while guiding the Hoosiers to a 24-0 victory over Baylor in the Copper Bowl. Against Auburn in the Peach Bowl as a sophomore, Trent rushed for three scores. He was a three-time all-conference and all-district choice during his three-year prep career at Vianney High in St. Louis and added all-state and all-metro honors after completing 114 of 228 passes for 1,458 yards and 14 touchdowns as a senior. He also was twice named his team's MVP in basketball. He and his wife, Julie, reside in Ashburn, VA.



57 KEN HARVEY

LB • 8th Yr. • 6-2 • 245 • California • 05/06/65

Up Close

• *Ken wishes he had taken acting lessons while at Cal. His lone theatrical role to this point was the lead in "Romeo and Juliet" for a charity play in Phoenix. Ken also has written a children's book that he hopes to get published.*

CAREER HIGHLIGHTS

- Ken was named a Pro Bowl starter in 1994.
- He became the first Redskin to lead the NFC in sacks (tied with Minnesota's John Randle) with 13.5 sacks last season and only the fourth linebacker in NFC history to lead the conference in sacks joining the Saints' Renaldo Turnbull in 1993 and Pat Swilling in 1991, and the Giants Lawrence Taylor in 1986.
- Ken set a Redskins record for most sacks in a season by a linebacker, breaking Monte Coleman's mark of 10.5 set in 1984.
- Ken has led his team in sacks in each of the past six seasons (5 with the Cardinals and 1 with the Redskins).
- He has 61 career sacks (8.7 avg. sacks per year during his career) and 48 over the past five seasons.
- He has had seven games in his career with 10 or more tackles, four of them against the Redskins.

How Acquired: Signed as an unrestricted free agent on March 8, 1994.

NFL Acquisition: Selected in 1st round of 1988 draft (12th overall) by Arizona.

Games Played/Started: 106/80- PHOE 1988 (16/0); 1989 (16/16); 1990 (16/16); 1991 (16/16); 1992 (10/10); 1993 (16/6); WASH 1994 (16/16)

1994 Season: Ken made a promise to his wife, Janice, that one day he would take her to Hawaii...but only if he was selected to the Pro Bowl. After a seven-year wait, Ken delivered that promised trip to the Hawaiian islands with a starting assignment in the Pro Bowl last season. The Redskins most coveted free agent acquisition during the 1994 offseason, Ken proved better than what was hoped for when they signed him to a four-year deal. "You couldn't ask for anything more from a linebacker," said linebackers coach Mike Haluchak. "He's the best combination pass rusher-linebacker in the league. He can do everything. There's not a better overall linebacker in this league." Ken proved that last year leading the NFC (tied with Minnesota's John Randle) and finishing second in the NFL with a career-high 13.5 sacks. Despite the constant double-teams, Ken produced nine sacks in the final 10 games of the season and led the Redskins with 20 quarterback hurries (the next closest player on the team had eight). He also led the team with four forced fumbles and tied for the team lead with nine tackles for losses. Besides putting a tremendous amount of pressure on the quarterback, Ken was third on the team with a career-high 130 tackles. A model of consistency all season long, recording at least a sack or a QB hurry in 13 of 16 games.

I'm A Big Boy Now!™



 Kimberly-Clark



AVAILABLE AT



PHARMACIES

*With over
100 locations
in the Greater
Washington DC area*

Ken posted four multiple sack games getting two sacks week four vs. Atlanta, week 7 vs. the Cardinals, week 8 at Indianapolis and week 10 vs. the 49ers. In addition, Ken had four multiple QB hurry games with a season-best five hurries in week 2 at New Orleans. He also earned four in week 11 at Dallas, and three each against Seattle in week 1 and Philadelphia in week 6. Ken also notched four double-digit tackle efforts: week 6 at Philadelphia with 11, week 7 vs. Arizona with 12, week 10 vs. San Francisco with 10 and week 15 vs. Tampa Bay with 13 tackles. One of the Redskins most durable defensive players, Ken was on the field for 1,128 of a possible 1,160 defensive snaps (97%) which was second on the team behind Darryl Morrison (1,155).

Pro Career: 1993: Fully recovered from reconstructive knee surgery nine months

GAME-BY-GAME

Date	Opponent	1994			QB Hurries	Fumbles	
		Tackles	For Loss	Sacks		Forced	Recovered
09/04/94	Seattle	8	0	0	3	0	0
09/11/94	@ New Orleans	3	0	.5	5	0	0
09/18/94	@ NY Giants	6	1	1	1	0	0
09/25/94	Atlanta	9	0	2	1	0	0
10/02/94	Dallas	8	2	0	1	0	0
10/09/94	@ Philadelphia	11	0	1	3	1	0
10/16/94	Arizona	12	0	2	1	1	0
10/23/94	@ Indianapolis	7	1	2	0	0	0
10/30/94	Philadelphia	6	0	0	0	0	0
11/06/94	San Francisco	10	2	2	0	1	0
11/20/94	@ Dallas	5	1	0	4	0	0
11/27/94	NY Giants	5	0	.5	0	0	0
12/04/94	@ Tampa Bay	7	0	0	0	0	0
12/11/94	@ Arizona	6	0	1	0	0	1
12/18/94	Tampa Bay	12	1	0	0	0	0
12/24/94	@ LA Rams	6	1	1.5	1	1	0
Totals		121	9	13.5	20	4	1

earlier, Ken racked up a club-high 9.5 sacks, the third best mark of his career. No one felt his presence more than the Redskins against whom he recorded four sacks and forced two fumbles combined in two games. On September 12, at RFK Stadium, he tied his career high (third time) with three sacks and forced a fumble in the Cards' 17-10 win. **1992:** Ken suffered a torn anterior cruciate ligament in his right knee at Atlanta in week 10. The injury occurred in the first quarter, but Ken continued to play until the 4th quarter while registering five tackles and a sack. Three days later he underwent reconstructive knee surgery. The previous two weeks before the injury, Harvey had his two biggest games of the season. On November 1, he sacked 49ers quarterback Steve Young twice, and on San Francisco's first possession, he stripped Young of the ball on a third-and-one from the Phoenix one-yard line setting the tone for the Cards' 24-14 win. In the fourth quarter the next week at Los Angeles, Harvey forced a fumble by the Rams' Cleveland Gary on the Cards' 27-yard line. Cornerback Aeneas Williams recovered and returned it 39 yards setting up Phoenix's winning score. **1991:** Ken was on the field for 933 of the Cards' 965 defensive plays, best

NFL Top Five Sack Leaders Among Linebackers (Last 5 yrs.)

Player	Sacks
Derrick Thomas.....	67
Kevin Green.....	52.5
Pat Swilling.....	48.5
Ken Harvey.....	48
Rickey Jackson.....	46


among Cards defenders. He finished eighth in the NFC with a career-high 10 sacks. On November 3, Ken matched his career-high with three sacks of Troy Aikman, all in the first half of the Cards' 27-7 loss. **1990:** During the open date in the Cards' schedule midway through the season, Phoenix shifted from a 4-3 defense to a 3-4 to take advantage of Ken's outstanding athletic ability. The first week it was employed, the Cards held Dallas to 100 total yards of offense in a 20-3 win. In a December 9, 24-13 win over Atlanta, Ken racked up a career-high three sacks. **1989:** Ken assumed the starting left linebacker spot after the departure of veteran E.J. Junior. He rolled up seven or more tackles in 9 games including a career-best 15 tackles against Denver on December 16. **1988:** His rookie season was the only campaign in which he didn't lead the Cardinals in sacks. He finished with six, second to Freddie Joe Nunn's 14. Ken saw more action as the season wore on and appeared in more plays in the last five games of the season (195) than in the first 11 (128).

College, Personal: Harvey was an all-Pac 10 selection with nine sacks as a senior at California. He went on to win defensive player of the game honors at the 1988 East-West Shrine game and was the most valuable player at the Senior Bowl. California head coach Joe Kapp nicknamed him "EF Harvey" because when he goes into the weight room everybody stops and watches. Ken set a weight lifting record at Cal with a combined lift of 1,885 pounds (425 bench, 525 squat, 600 dead and 335 clean). He transferred to California from Laney (Oakland, CA) Community College where he was honorable mention all-America. He now endows a \$10,000 scholarship annually to the school. Prior to his senior year at Lanier High School in Austin, TX, he dropped out of school and worked in a McDonald's franchise as a line cook. He returned to school but didn't play football as a senior, earning his high school equivalency degree while working 14 hours a day at two jobs (lumber yard and International House of

CAREER STATISTICS

Year	Team	Tackles			Sacks	Interceptions				Fumble
		Solos	Assists	Total		No	Yds	LG	TD	Recoveries
1988	Cardinals	33	3	36	6	0	0	0	0	0
1989	Cardinals	87	33	120	7	0	0	0	0	0
1990	Cardinals	60	39	99	10	0	0	0	0	1
1991	Cardinals	48	31	79	9	0	0	0	0	2
1992	Cardinals	39	12	51	6	0	0	0	0	2
1993	Cardinals	32	20	52	9.5	0	0	0	0	0
1994	Wash.	83	47	130	13.5	0	0	0	0	1
Totals		382	185	567	61	0	0	0	0	6

Pancakes) to support himself and to pay for his tuition at Laney. While at Cal, he spent a night on the streets to see what it was like to be homeless. His hobbies include bowling, martial arts, comic books (Thor, Spiderman), drawing, jazz and New Age music, and watching TV reruns of "The Twilight Zone." Ken is one of seven children. He and his wife, Janice, have two sons, Anthony, 4, and Marcus, 2, and suffered the devastating loss of another son, Nathaniel, to AIDS. They reside in Phoenix, AZ.



88 JAMES JENKINS

TE • 5th Yr. • 6-2 • 241 • Rutgers • 08/17/67

Up Close

• *A schoolboy whiz in chess, James studies "Modern Chess Openings." His childhood hero wasn't a pro football player, but chess great Bobby Fisher. He learned to play the game when he was eight years old from his aunt.*

CAREER HIGHLIGHTS

- James finished third on the team with four TD receptions last year on only eight catches. He had not caught a pass in 24 career games prior to last year.
- He caught two TD passes against the Colts last season.
- James snared his first NFL career pass at New Orleans last year.
- James led the Redskins with 16 special teams tackles in 1993.
- He became the first player from Staten Island, NY, to play in a Super Bowl since the Raiders Mike Siani in 1977 when he made the Redskins as a rookie free agent in 1991.

How Acquired: Signed as a free agent on April 25, 1991.

Games Played/Started: 40/9 [5/1] - 1991 (4/0) [3/0]; 1992 (5/1) [2/1]; 1993 (15/5); 1994 (16/3)

1994 Season: James likens his position on the football field much like a player on a chess board, "We're like bishops or rooks. The idea is to leave a passageway so that the rest of your pieces can bust through." And while the Redskins top blocking tight end fulfilled that role in 1994, he meanwhile became a scoring threat with half of his career-high eight pass receptions resulting in touchdowns. "James is our best blocker," said tight ends coach Russ Grimm. "He works hard, and last year he even caught a few passes. But he's on

this team because of his blocking ability and his special teams play. He's a guy we count on to do a lot of things." James continued to be one of the Redskins top special teamers finishing fourth on the squad with 11 tackles, including two inside the 20-yard line. James' top day came in week 8 at Indianapolis catching two TD scores of five yards and one yard. He followed that up with another TD grab a week later against the Eagles at RFK. In week 16, James' one-yard TD score with :49 seconds remaining in the third quarter proved to be the winning margin in the 24-21 Redskins win in the Rams final game in Los Angeles.

Pro Career: 1993: He led the Redskins with 16 special teams tackles and was third with 87 total hits. A shoulder injury in week 15 at Dallas sidelined him on injured reserve for the final game of the season. **1992:** Troubled by a back injury, James was forced to sit on the sidelines for 11 weeks. In the remaining five games, he posted 17 total special teams hits, including a season-best six hits against the Giants. He also was tabbed for his first NFL start against the Giants in week 13. **1991:** James cleared waivers after the final 47-player roster was set and was brought back the following day and placed on the practice squad. He was activated Nov. 30 when Ron Middleton was injured. James played as a backup H-back and on special teams the final four weeks of the season and into the postseason. He posted 11 total special teams hits with a season-best five hits vs. the Eagles in week 16.

College, Personal: James was named the Most Valuable Player at Rutgers after catching a team-high 31 passes for 325 yards as a senior. A back-up tight end as a freshman and sophomore, he started four games at linebacker as a junior before making the switch back to tight end as a senior. James was a championship-caliber chess player while growing up on Staten Island. He played in tournaments until high school and now plays just for fun. He studied criminal justice while at Rutgers and plans to enter graduate school and work toward a master's degree in forensics. A third-year bowling kegger with a 196 league average and a perfect game to his credit, James tapes Pro Bowlers Association tour events and studies them. A pro bowling career is something he would consider once his football career is over. His best tournament game was a 268 after bowling eight straight strikes, and he once bowled a 644 series. He attended Curtis High School Staten Island, NY, where he was a high school teammate of Tampa Bay's Vernon Turner. James resides in Sterling, VA.

CAREER STATISTICS

Year	No	Yds	Receiving		TD	Special Teams Tackles
			Avg	LG		
1991	0	0	0.0	0	0	5
1992	0	0	0.0	0	0	5
1993	0	0	0.0	0	0	16
1994	8	32	4.0	9	4	11
Totals	8	32	4.0	9	4	37



78 TIM JOHNSON

DT • 9th Yr. • 6-3 • 286 • Penn State • 01/29/65

Up Close

• *Tim, along with teammate Darrell Green, appeared on a Fellowship of Christian Athletes video called Cross Training. Tim also is a founder, along with former teammates Art Monk, Earnest Byner and Charles Mann, of the Good Samaritan Foundation in DC.*

CAREER HIGHLIGHTS

- Tim was named NFC Defensive Player of the Week in Wild Card playoff victory over Philadelphia in 1990.
- He was named the Quarterback Club Redskin of the Year in 1993.
- He had a career-high 103 tackles and a team-high 18 QB hurries in 1993.
- Tim's 103 tackles in 1993 were the most by a Redskins defensive lineman since Darryl Grant's 107 tackles in 1988.
- He had a career-high 20 tackles vs. the Jets in 1993.
- He picked up his first career interception vs. Philadelphia in 1991.
- He has had three two-sack games during his career.
- Tim had a career-high 5 1/2 sacks in 1992.

How Acquired: Obtained on August 22, 1990, in a trade with Pittsburgh for a fourth round draft choice in 1991.

NFL Acquisition: Selected in 6th round of 1987 draft (141st overall) by Pittsburgh.

Games Played/Started: 118/88 [9/9] - PGH 1987 (12/0); 1988 (15/12); 1989 (14/14) [2/2]; WASH 1990 (16/2) [2/2]; 1991 (16/16) [3/3]; 1992 (16/16) [2/2]; 1993 (15/15); 1994 (14/13)

1994 Season: Tim's 1994 season didn't start out the way he had planned. On the first morning of the first day of Norv Turner's first mini-camp, Tim tore his hamstring. The injury sidelined him the remainder of the spring, training camp and the first two weeks of the regular season. He saw his first action of the year in week 3 at New York and made his first start of the season the following week against the Falcons. "Tim is a leader by example," said defensive line coach Bob Karmelowicz. "He works hard in the weight room, on the practice field and he gives everything during a game. He's a professional in every sense of the word." In his week 4 start against Atlanta, Tim registered a season-best three tackles for losses. His season best came against the Giants in week 12 when he totaled 13 tackles. Tim's other top tackle games came in week 6 at Philadelphia with seven tackles and week 7 against the Cardinals when he tallied seven stops. Tim tied for the team lead with nine tackles for loss and played in 716 of a possible 1,160 snaps (62%) last season.

Pro Career: 1993: His 103 tackles were the most by a Redskins defensive lineman since 1988 and were a personal best. He led the team with 18 QB hurries and was the team leader with five tackles for losses. And in the week 13 loss to the Jets, Tim's

CAREER STATISTICS

Year	Team	Solos	Tackles		Sacks	Fumble Recoveries	Forced
			Assists	Total			
1987	Pgh.	5	0	5	0	0	0
1988	Pgh.	25	9	34	4	0	0
1989	Pgh.	33	2	35	4.5	0	1
1990	Wash.	12	14	26	3	1	1
1991	Wash.	50	32	82	3.5	0	0
1992	Wash.	52	27	79	5.5	1	0
1993	Wash.	54	49	103	4	1	1
1994	Wash.	47	37	84	1	0	0
Totals		278	170	448	25.5	3	3

Additional Statistics: Interceptions: 1 vs. Eagles 12/22/91.

character was never more evident when he tackled 20 Jet ball carries, including 11 solo stops and one behind the line of scrimmage. He sandwiched that game between an 11-tackle effort a week earlier in Tampa Bay and another 11-tackle day week 14 against the Falcons. His other noteworthy outing included a 13 tackle day and a sack vs. the Giants in week five. **1992:** Despite playing the final six weeks with a cracked rib, he played right tackle on the run and left tackle on the pass and was one of only four players to start every game. In addition, he finished second on the team with 5 1/2 sacks (tops among defensive linemen) and was second on the team with 26 QB hurries. Tim posted a season-best 11 tackles in Week 8 vs. the Giants and also had another outstanding effort vs. the Eagles in week six with four tackles, three hurries, a sack and a fumble recovery. **1991:** Tim led all Redskins defensive linemen with a career-high 82 tackles. He also added 3 1/2 sacks, tied for fifth on the team with 17 quarterback hurries and was second on the team with eight tackles for losses. His season bests included nine tackles (one tackle for loss) vs. the Giants in week eight and eight tackles (two for loss) vs. Dallas in week 12. Against Atlanta in week 10 Tim had seven tackles and a season-best 1 1/2 sacks. Tim also registered his first career interception against Philadelphia in week 16. **1990:** Making his first start at defensive tackle vs. Philadelphia in the playoffs, Tim sacked Randall Cunningham twice (for 16 yards in losses), pressured him into another sack, had five tackles and one forced fumble. His performance was instrumental in the Redskins 20-6 win as he was chosen NFC Defensive Player of the Week. Tim had mostly been used in passing situations throughout the regular season, starting only two games. In week six, Tim again was a nemesis to the Eagles with two sacks and a QB hurry in the Redskins win. **1989:** Tim started 14 games for Pittsburgh, finished with 35 tackles (33 solos) and 4 1/2 sacks. He notched a career-high two sacks vs. Minnesota to earn the game ball. **1988:** Tim led the Steelers with four sacks and was the second leading tackler on the defensive line with 34 stops. He had a season-high six tackles, including one sack against Philadelphia. Tim posted a season-high two sacks vs. the Jets. **1987:** Tim played in 12 games as a backup at defensive tackle.

College, Personal: A two-year starter and four-year letterman at defensive end and

defensive tackle, Tim compiled 91 tackles, nine sacks and one interception during his career at Penn State. He had five sacks as a senior right defensive tackle, earning first-team Walter Camp all-America honors and was named second-team by the Associated Press. He graduated with bachelor of arts degree in hotel, restaurant and institutional management. He, along with Pat Carter and David Daniels, conduct a football camp in Sarasota, FL, during the offseason. Tim is an active participant in the community helping out with Christmas food distribution and speaking at assemblies. He sits on the board for the Glayden School in Lucketts, VA, which is a camp for underprivileged children. He is also an active member of the Fellowship of Christian Athletes in Washington, DC. Tim is from Sarasota, FL and attended Sarasota High School. He and his wife, LeChelle, have three daughters, Christa, 8, Kayla, 4, and Karah, born this past spring. They reside in Ashburn, VA.



77 TRÉ JOHNSON

G • 2nd Yr. • 6-2 • 338 • Temple • 08/30/71

Up Close

• *Tré graduated with a degree in social administration from Temple in 1993 and received his master's degree in social work in 1994 during his redshirt fifth year.*

CAREER HIGHLIGHTS

- Tré made his first NFL start week 7 against the Cardinals at left tackle.

How Acquired: Selected in 2nd round of 1994 draft (31st overall).

Games Played/Started: 14/1 - 1994 (14/1)

1994 Season: As the 1994 season wore down to its conclusion, Redskins offensive line coach Jim Hanifan said, "It's getting closer, and closer, and closer." Translation - After spending last season learning the ins and outs of line play in the NFL, Tré Johnson is now ready to assume full-time Hog status. "There is no doubt that he can become one of the very best offensive lineman in this league," continued Hanifan. "He has the size, strength and the smarts. Plus, he has an attitude that won't back down from any challenge." The challenge for Tré this season will be his move to the Redskins starting right guard spot with the departure of veterans Raleigh McKenzie (Eagles) and Mark Schlereth (Broncos). Last season, Tré was primarily used on special teams and filled in at both tackle spots for Jim Lachey and Ed Simmons. He made his first NFL start in week 7 against the Cardinals at RFK replacing an injured Jim Lachey. He also saw extensive action in the Cardinals rematch in week 14 when Lachey was felled with a deep laceration to his leg. Tré took 29 snaps in that contest before spraining his right foot. The injury kept him out of the final two regular season games.

College, Personal: "I'm a real Hog. It's a lineman's dream to come to an organization like this," said Tré on draft day in 1994. A second-team all-America as a senior, Tré was also a first-team all-Big East selection as a senior. Tré was a third-team all-America choice by *Football News* and a second-team selection to the all-Big East squad. He registered 75 knockdown blocks while more than 80% of the Owls' 1,257 rushing yards came over his territory. Tré played in every game as a sophomore and was named a second-team all-Big East choice after posting 55 knockdowns. As a freshman, Tré started nine games at left tackle and had 47 knockdown blocks, including 38 in his last six games. Tré was redshirted as a freshman. He graduated from Temple with both a bachelor's degree in social administration and a master's degree in social work. Tré was an all-league, all-county and all-section choice as an offensive lineman at Peekskill (NY) High School. He also earned those same honors while handling shot put and discus duties for the track team. Born Edward Stanton Johnson III, he was nicknamed "Tré" by his mother because he is the third to bear that family name. He resides in Arlington, VA.



62 ALAI KALANIUVALU

G • 1st Yr. • 6-3 • 302 • Oregon State • 10/23/71

Up Close

- *Born in Hawaii, he hails from Tonga ancestry and is considered a Tongan. He has six brothers and sisters: Tulutulu, Alui, Jr., Solomon, Papahlamea, Soakai and Keolu. His name is pronounced: a-LIE Ka-La-new-VA-loo.*

How Acquired: Signed as a free agent on September 21, 1994.

NFL Acquisition: Selected in 3rd round of 1994 draft (99th overall) by Atlanta.

Games Played/Started: 0/0

1994 Season: With an eye to rebuilding the offensive line, the Redskins added Tré Johnson and Joe Patton in the 1994 draft. The Redskins were still on the lookout for young offensive linemen when Alai became available after Atlanta waived him on the final cutdown to the 53-man roster. "Alai has some very good skills," said offensive line coach Jim Hanifan. "He was an excellent run blocker in college and he's working on his pass blocking, which takes time, but Alai is a hard worker." Alai was claimed off waivers by the Redskins on August 29 and was placed on the Skins' active 53-man roster. He was inactive for the season opener against Seattle and was waived on September 7. Alai was claimed by Green Bay the following day. He was inactive for one game and was waived by the Packers on September 19. Alai was then resigned as a free agent by the Redskins and spent the remainder of the season on the Skins' practice squad.

College, Personal: Alai earned honorable mention all-America as a senior at Oregon State as a guard after switching from defensive tackle. He opened his junior year as the Beavers'

starter at defensive tackle for the first five games of the season before suffering a sprained left foot and shoulder against California. He saw limited action for the remainder of the season. Alai transferred to Oregon State following two years at Walla Walla (WA) Community College. He earned second team all-region honors from the National Junior College Athletic Association. He went to Walla Wall CC after a splendid prep career at Franklin High School in Seattle. He was a first-team all-Metro League pick as a junior and senior center and a first-team tackle on defense as a senior. Alai is the son of Socaia and Mele Kalaniuvalu of Honolulu. He has six brothers and sisters: Tulutulu, Alui, Jr., Solomone, Papahlamea, Soakai, and Keolu. He hails from Tonga ancestry and is considered a Togan. He was born in Hawaii but his mother, Mele, is from Tonga, a small island country in the South Pacific. Tonga's nearest neighbors are Fiji to the west and New Zealand to the south. It's only 270 square miles (smaller than New York City) and has a population of 108,000. There is no organized football in Tonga, and rugby is the most popular sport. He resides in Ashburn, VA.



79 JIM LACHEY

T • 11th Yr. • 6-6 • 294 • Ohio State • 06/04/63

Up Close

- Jim was the honorary chairman for "Beat Hunger '93" which supports the Capital Area Community Food Bank.
- He contributes an endowment to Ohio State which generates an annual football scholarship.

CAREER HIGHLIGHTS

- Jim has played in three Pro Bowls. Twice as a member of the NFC squad (1990 and 1991) and once on the AFC (1987) team.
- The NFL selected an all-decade team to commemorate the league's 75th anniversary, and Jim was named to the NFL's "Stars of the '90s" team.
- He was voted the NFL Alumni Offensive Lineman of the Year in 1991.
- He was named NFC Offensive Player of the Week vs. Miami in 1990.
- Jim was an unanimous first-team all-Pro selection in 1989, 1990 and 1991.

How Acquired: Obtained on September 3, 1988, in trade with Los Angeles Raiders for Jay Schroeder.

NFL Acquisition: Selected in 1st round of the 1985 draft (12th overall) by San Diego.

Games Played/Started: 128/126 [7/7] - SD 1985 (16/16); 1986 (16/15); 1987 (12/12); RAI 1988 (1/1); WASH 1988 (15/14); 1989 (14/14); 1990 (16/16) [2/2]; 1991 (15/15) [3/3]; 1992 (10/10) [2/2]; 1993 (IR); 1994 (13/13)

1994 Season: Jim began getting ready for the 1994 season on September 7, 1993. That was the date he began rehabilitation work on his reconstructed right knee.

By mid-November he was walking on a treadmill for 20 minutes. By the first of December he was jogging and then running by the end of the month. By mid-January, he was doing leg workouts in the Redskin Park weight room. On July 21, Jim was on the practice field for the team's first training camp workout at 9:00 am. "Jim Lachey is the consummate professional," said offensive line coach Jim Hanifan. "His approach to everything is the same whether he's rehabbing his knee, getting ready for practice, or getting ready to play in a Super Bowl. The man is one of the finest players I have ever had the good fortune of coaching and his value to the team is, well, beyond words." After missing the entire 1993 season after tearing the anterior cruciate ligament in his right knee, Jim played in his first regular season game since December 26, 1992, when he opened up at left tackle against Seattle. He took every snap for the first six weeks of the season before missing the week 7 contest against the Cardinals with a sprained knee. He was back in the lineup the following week and did not miss a play for the next six weeks until the week 14 game at Arizona. He suffered a deep, six-inch-long gash to his left calf in the first quarter of the Cardinals game. Inactive the following week, Jim was placed on injured reserve for the season finale at Los Angeles.

Pro Career: 1993: Unfortunately for Jim and the Redskins, he only wore his burgundy and gold uniform for barely one quarter. Against the Browns in the preseason opener he severed the anterior cruciate ligament in his right knee.

1992: In the 10 games that Jim was able to line up at his customary left tackle position, the Skins rushing game averaged 122.5 yards a game. In his five-game absence with a torn medial collateral ligament to his right knee suffered in week 5 against Denver, the Skins ground game virtually came to a halt averaging just 83.7 yards per contest. With him, the Redskins allowed just 10 sacks in 10 games and 14 sacks in the five games without him. In addition, the Redskins rushed for over 100 yards in seven of the 10 games that he manned the left tackle spot.

Despite missing six games, Jim was named to the *College and Pro Football Newsweekly* NFL all-Pro team. **1991:** Jim was tabbed a Pro Bowl starter for the second straight year, and again was a unanimous 1st-team all-pro selection by AP, UPI, all-Madden, *College and Pro Football Newsweekly*, *Football News*,

PFWA, NEA, *The Sporting News* and *Pro Football Weekly*. Jim was named offensive player of the week by Redskin coaches three times, following week 8 vs. the Giants, week 14 vs. Rams and week 15 vs. Cardinals. He missed only one game (week 10 vs. Atlanta) with a sprained knee suffered in the week nine win over Houston. **1990:** Jim was named the top vote getter at left tackle for the Pro Bowl, and was named the NFC's Offensive Lineman of the Year. He was named the NFC Offensive Player of the Week in the week 12 win over Miami (only the second offensive lineman in six years to win the award). In addition, he did not give up a sack all season on his way to earning first-team honors from AP, PFWA, *The Sporting News*, *Football Digest*, *Pro Football Newsweekly*, *Pro Football Weekly*, NEA, UPI, *Football News* and all-Madden. **1989:** Jim regained the form that put him in the 1987 Pro Bowl as he was named a first team all-Pro by AP, *The Sporting News*, *Pro Football Weekly*, all-Madden and first team all-NFC by UPI. He was a second team all-Pro by *College and Pro Football Newsweekly*. His crunching blow to the Raiders' Jerry Robinson in week eight was chosen as *Sport Magazine's* Hit of the Year and epitomized his strength and

power. As the season progressed, Jim overcame a variety of injuries missing week 9 vs. Dallas with a bruised shoulder and week 10 vs. the Eagles with a dislocated thumb. Despite several changing faces around him, he became the cornerstone of a line that allowed the second fewest sacks (21) in the league. **1988:** It was a year of transition for Jim. Just prior to training camp he was traded from San Diego to the LA Raiders. Following LA's opener he was sent from the Raiders to Washington. Before he could even catch his breath, he was switched from right to left tackle. Through it all, Jim started 14 games and gave the Redskins a solid season. **1987:** Jim made this first Pro Bowl appearance when an injury moved him into the game from his alternate slot. He was also a second team all-NFL choice by AP and first team all-AFC choice by UPI while earning his second straight lineman of the year selection from his teammates. **1986:** There was no sophomore slump for Jim, who was voted Pro Bowl alternate by AFC players. Charger teammates voted him as the team's lineman of the year. **1985:** The fifth offensive lineman selected in 1985 draft and the 12th player overall, Jim made an immediate impact with the Chargers. He moved into the starting lineup at left tackle on opening day playing beside veteran Ed White and displayed a maturity and savvy unusual for a first-year player. His performance did not go unnoticed. Jim was named to the all-rookie teams by UPI, *Football Digest*, and the PFWA. UPI also named him second team all-AFC and first team all-Pro by the *Rocky Mountain News*.

College, Personal: Jim left a mark on Ohio athletics at the high school and college levels. He played guard for the Ohio State Buckeyes and earned all-America honors from the Football Writers and UPI as a senior along with all-Big 10 honors and earned an invitation to play in the East-West Shrine game. He earned a degree in marketing from OSU. Green Bay Packer quarterback Mike Tomczak was the best man at Jim's wedding. Jim has served as the honorary chairman for the 1991 Multiple Sclerosis READaTHON Program and also was co-chairman of the 24 Challenge Math Program with over 120,000 area DC school children participating. A positive example to his home area, Jim has made personal appearances, public service announcements, and fund-raising assistance for the Citizens Drug-Free Network in Mercer County, Ohio. He is a board member for the Saliesian Boys Club, an Arch-diocese of Columbus (OH) sponsored program in Ohio's state capital, where he also has a home. Jim also owns shares of four furniture stores in Pittsburgh and is a computer and history buff. Buckeye bred, he grew up in St. Henry, OH, and played football, basketball and track for the St. Henry High School Redskins where his father is the athletic director. In track, Jim ran the 100 meters (11.2), 200 meters (22.7), 400-meter relay, and shot put (61-5) and started as a sophomore forward on the state basketball championship team. While at OSU, he developed a close friendship with Buckeye great Woody Hayes. Like all of the all-Americans that came before and after Jim at Ohio State, a tree has been planted in his name outside Ohio Stadium. Jim has even been courted to run for the Ohio State House. Jim and his wife, Ann, have two daughters, Paige, 3, and Emily, 1. They reside in Purcellville, VA.



20 MARC LOGAN

FB • 8th Yr. • 6-0 • 212 • Kentucky • 05/09/65

Up Close

- *Marc relaxes by playing the saxophone or listening to gospel music. He also sings in his church choir in Lexington, Kentucky.*

CAREER HIGHLIGHTS

- Marc was the 49ers starting fullback in 22 of the last 37 regular season games he was with the team.
- He averaged 4.6 yards per carry in three years with San Francisco (99 atts, 467 yards).
- In 1993, he started 12 games for the 49ers filling in for the injured Tom Rathman and enjoyed career highs in rushing touchdowns (7), receptions (37) and receiving yards (348).
- In the first two games of his career in 1987, as a member of the Bengals replacement team, he rushed for 95 yards (on 14 carries) against San Diego and 103 yards (on 16 carries) at Seattle.
- Three times he has led his team in kickoff returns, including 1989 with Miami when he was 3rd in the NFL with a 25.5 average.

How Acquired: Signed as an unrestricted free agent on April 25, 1995.

NFL Acquisition: Selected in 5th round of the 1987 draft (130th overall) by Cincinnati.

Games Played/Started: 94/25 [9/0] - CIN 1987 (3/3); 1988 (9/0) [1/0]; MIA 1989 (10/4); 1990 (16/0) [2/0]; 1991 (16/0); SF 1992 (16/1) [2/0]; 1993 (14/12); [2/0]; 1994 (10/5) [2/0]

1994 Season: The Redskins five returning running backs average 25 years of age and less than three years of NFL experience. With that in mind, the Skins signed Marc, whose resume includes five trips to me postseason. "he's versatile and has a good feel for the game," says running backs coach Bobby Jackson. "He should be a good influence on the younger players." Marc opened last season as the 49ers starting fullback and started the first five games of the season before yielding to rookie William Floyd. During the first 5 games he had caught 14 passes for 86 yards (1 TD) and carried 16 times for 75 yards (1 TD). Marc missed the last six games of the regular season and the NFC playoff win over the Bears with a left calf injury. He returned to play on the 49ers' special teams in the NFC Championship and Super Bowl wins. In the 49ers' 37-22 win at RFK, Logan rushed seven times for 39 yards including a 22-yard run in the 4th quarter, all season highs. His best overall game came in SF's 24-13 win over New Orleans when he rushed three times for 35 yards and caught four passes for another 36. He caught the first touchdown pass of his career on October 23 vs. Tampa Bay, a one-yarder from Elvis Grbac, the first of his career as well.

Pro Career, 1993: Marc started 12 games at fullback when Tom Rathman suffered a right shoulder injury the first week of the season. Marc established career highs in rushing touchdowns (7), receptions (37) and receiving yards (348) while averaging 4.8 yards per carry. He rushed for 33 yards and added 30 more on receptions in his first start in week 2 at Cleveland. The following week in a 37-30 win over Atlanta he ran for 57 yards and caught five passes for another 57 yards. In week 4 he scored on a 23-yard run and caught five passes for 23 yards at New Orleans. In week 6 at Dallas he rushed eight times for 67 yards, including a season-high 45-yard scamper, and caught four passes for 33 yards. Two weeks later he enjoyed the only multi-TD game of his career when he scored on a pair of one-yard runs in a 40-17 win over the Rams. In the 49ers 44-3 win over the Giants in the NFC divisional playoffs, Marc ran nine times for 40 yards and a touchdown. **1992:** Marc led the 49ers in kickoff returns (22) and kickoff return yardage (478) and had a season-high 82-yard return to set up a touchdown vs. Miami. He made his first start as a 49er in the final regular season game in place of an injured Rathman and scored the go-ahead touchdown in San Francisco's 24-6 win over the Lions in the rain on a Monday night. **1991:** For the 3rd straight year, Logan was a key special teams player for the Dolphins. Logan tied for the team lead with 10 special teams tackles and returned 12 kicks for a 15.9 average. He also blocked two punts in a

CAREER STATISTICS

Year	Team	Rushing					Receiving				
		No	Yds	Avg	LG	TD	No	Yds	Avg	LG	TD
1987	Cin	37	203	5.5	51	1	3	14	4.6	18	0
1988	Cin	2	10	5.0	9	0	2	20	10.0	17	0
1989	Mia	57	201	3.5	14	0	5	34	6.8	11	0
1990	Mia	79	317	4.0	17	2	7	54	7.7	12	0
1991	Mia	4	5	1.3	2	0	0	0	0.0	0	0
1992	SF	8	44	5.5	26	1	2	17	8.5	13	0
1993	SF	58	280	4.8	45	7	37	348	9.4	24	0
1994	SF	33	143	4.3	22	1	16	97	6.1	15	1
Totals		278	1,203	4.3	51	12	72	584	8.1	24	1

Year	Team	Kickoff Returns				Special Teams	
		No	Yds	Avg	LG	TD	Tackles
1987	Cin	3	31	10.3	16	0	3
1988	Cin	4	80	20.0	24	0	7
1989	Mia	24	613	25.5	97t	1	0
1990	Mia	20	367	18.4	35	0	3
1991	Mia	12	191	15.9	31	0	10
1992	SF	22	478	21.7	82	0	9
1993	SF	0	0	0.0	0	0	2
1994	SF	0	0	0.0	0	0	0
Totals		85	1760	20.7	97t	1	38

3-week span: on November 10 to set up a field goal in a 30-20 win over New England and November 24 in a 16-13 overtime win at Chicago. His punt block inside the Bears' 10 yard line with 2:01 left to play set up the game-tying touchdown. **1990:** He was the Dolphins leading kickoff returner for the second year in a row and was second on the team in rushing. Marc also set a Dolphins' playoff record when he returned eight kickoffs in a 44-34 loss at Buffalo on January 12. **1989:** Logan signed as a Plan B free agent with Miami and ranked second in the AFC and third in the NFL with 613 kickoff return yards and a 25.5 yard average. He scored two special teams touchdowns: returned a kickoff 97 yards at Houston on October 1 and recovered a blocked punt in the end zone on September 10 against Buffalo. **1988:** Marc was credited with 10 special teams tackles for the AFC champion Bengals. **1987:** Marc was waived by the Bengals in preseason, but re-signed for their replacement team. He started all three replacement games and rushed for 95 yards on 14 carries against San Diego, including a career best 51-yard run. The next week he ran for 103 yards and a touchdown on 16 carries in a 17-10 win over Seattle.

College, Personal: Marc was a three-year starter at Kentucky. He started every game at fullback his senior season and was a starter at tailback as a junior. As a senior, he rushed for 546 yards on 109 carries, second on the team. In his junior year he led the Wildcats in rushing (715 yards) and receiving (32 catches for 314 yards). As a sophomore he led the Southeast Conference in kickoff returns with a 26.2 average. He was named the MVP in the 1984 Hall of Fame Bowl leading Kentucky to a 20-19 win over Wisconsin. A native of Lexington, KY, Marc attended Bryan Station High School and participated in football and track & field. He was a three-time all-state selection and was named Kentucky's best running back after rushing for 1,587 yards and 14 TDs as a senior. He ran the 100 meter dash in 10.3 as a senior, tops in the state. He earned a BS in political science. He and his son Marc Anthony II, 6, and daughter Allegra, 4, live in Lexington, KY, during the offseason. Marc is the cousin of Pittsburgh's all-pro center Dermontti Dawson.

PLAYOFF STATISTICS

Year	Team	Rushing					Receiving				
		No	Yds	Avg	LG	TD	No	Yds	Avg	LG	TD
1988	Cin	0	0	0.0	0	0	0	0	0.0	0	0
1990	Mia	12	33	1.9	7	0	2	8	4.0	6	0
1992	SF	0	0	0.0	0	0	0	0	0.0	0	0
1993	SF	9	40	4.4	15	1	4	29	7.3	8	0
1994	SF	0	0	0.0	0	0	0	0	0.0	0	0
Totals		20	73	3.7	15	1	6	37	6.2	8	0

Year	Team	No	Kickoff Returns		LG	TD
			Yds	Avg		
1990	Mia	9	162	18.0	44	0
1992	SF	5	106	21.2	50	0
1993	SF	2	20	10.0	14	0
Totals		16	288	18.0	50	0

SINGLE-GAME HIGHS

Carries		Rushing Yards	
16 at Seahawks	10/11/87	103 (16) at Seahawks	10/11/87
16 vs Patriots	12/10/89	95 (14) vs Chargers	10/04/87
		67 (8) at Cowboys	10/17/93
Longest Run		Touchdowns	
51t vs Chargers	10/04/87	2 vs Rams	10/31/93
Catches		Receiving Yards	
5 (60) vs Eagles	01/03/94	60 vs Eagles	01/03/94
5 (57) vs Falcons	09/19/93	57 vs Falcons	09/19/93
5 (23) at Saints	09/26/93	36 at Saints	09/25/94
Longest Catch			
24 vs Falcons 9/19/93			



8 CHIP LOHMILLER

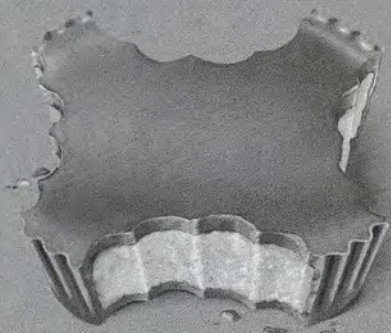
K • 8th Yr. • 6-3 • 215 • Minnesota • 07/16/66

Up Close

• *Chip won the hardest shot competition at the Washington Capitals Skill Competition in 1993. Chip hit the puck a whopping 94.3 mph. It was not beginner's luck, Chip started playing hockey at the age of 4.*

CAREER HIGHLIGHTS

- Chip's 787 points are the most by any player in NFL history after seven years.
- He booted a field goal in 28 straight games (1988-90) which is second in NFL history behind Minnesota's Fred Cox who made at least one field goal in 31 consecutive games.
- He kicked 213 consecutive PATs from Oct. 2, 1988 to Nov. 7, 1993. He owns the third longest streak of all-time (234 by Tommy Davis, 49ers. 221 by Jim Turner, Jets and Broncos).
- Chip has scored 90-or-more points in six of his seven seasons.
- In 1991, Chip became the first player to outscore an entire team over a season since 1945, when he outscored the Colts 149-145.
- Chip led the NFL in scoring and field goals (tied) in 1991.
- Chip led the NFL in field goals (tied) in 1991 and 1992.
- He led the NFC in scoring and field goals in 1990, 1991 and 1992.
- He tied a club record with five field goals vs. the Bills in 1990, at Philadelphia in 1991 and at Minnesota in 1992.
- Chip tied an NFL record with two 50+ field goals in the same quarter vs. Indianapolis in 1990 and vs. Dallas in 1991 (week 2).
- He kicked a career-long 56-yarder at Indianapolis in 1990.



*"I try to eat equally from all sides."
(Sanford Evans, Politician)*

THERE'S
NO WRONG WAY
TO EAT A

*Reese's*TM

PEANUT BUTTER CUPS[®]

- He has booted eight -game winning field goals.
- Chip has a career field goal percentage of 76.5 (62/81) between 30-39 yards.

How Acquired: Selected in 2nd round of 1988 draft (55th overall).

Games Played/Started: 112/0 [7/0] - 1988 (16/0); 1989 (16/0); 1990 (16/0) [2/0]; 1991 (16/0) [3/0]; 1992 (16/0) [2/0]; 1993 (16/0); 1994 (16/0)

1994 Season: After making just five of his first nine attempts, and coming off a sub-par 1993 season when his field goal percentage dipped to a career-low 57.1%, Chip had reached the lowest point of his career. But in week 8 at Indianapolis, Chip booted two field goals of 21 and 28 yards and continued that success by making 12 of 14 field goal attempts over the next six weeks. From week 8 on, Chip was 15 of 19 (78.9%) and clearly had re-established himself as one of the league's top kickers. "Chip went through a tough beginning last year," said special teams coach Pete Rodriguez. "All kickers go through what he went through. He hung in there and kicked well over the second half of the season. Chip has had a good career. He needs to prove he's one of the top kickers in the league by going out and being consistent year after year." Chip continued his streak week 9 against Philadelphia connecting on three straight field goals from 54, 23 and 40 yards. His 54 yarder matched the longest in the NFL in 1994. Chip ran the streak to seven straight with two field goals against the 49ers before missing a lone 53-yard attempt at Dallas in week 11. He quickly bounced back with four straight against the Giants in week 12. In the Skins' 21-19 loss, Chip was perfect from 43, 29, 29 and 46 yards.

Pro Career: 1993: Chip's final output was the lowest of his six-year career. After posting 30+ made field goals in each of the past three seasons and owning a career 73.5% field goal percentage, those totals dipped to 16 made field goals and a 57.1% percentage rate. But those numbers only reflected a Redskins offense that produced its lowest point total since 1961 (not including the nine-game strike shortened 1982 season). Chip also had his consecutive streak of made extra points snapped at 213 against the Colts in week 8 when he missed his first extra point since October 2, 1988.

1992: Chip again scored over 100 points for the fourth consecutive season and led the NFC in scoring for the third straight year. Not only were Chip's 120 points tops in the NFC (along with New Orleans' Morten Andersen), but his 30 field goals were tied for the best mark in the NFL and his 40 field goal attempts were the most in the NFL. He provided the Skins with all their points in the 15-13 win over the Vikings in week seven, connecting on five field goals (for the third time in his career and tying a club record he already shares) of 22, 52, 25, 45 and 49 yards. And it was his 49-yarder with just 1:09 remaining that gave the Skins the win. It was also the eighth time in his career that his foot provided the winning points. **1991:** Named to the Pro Bowl, Chip led the NFL in scoring with 149 points (2nd most in club history). He was chosen the NFC Offensive Player of the Week after kicking field goals of 53, 52, 45 and 46 yards in the Redskin Monday Night win over Dallas in week two. He was a model of consistency inside the 40-yard line, making 37 of his last 39 attempts. There were also plenty of pressure opportunities for Chip in 1991. He hit the game winning 41-yard field goal (7th game winning kick of his career) in overtime vs. Houston in week nine. Against Phoenix in week 14, his 42 and 27-yard fourth quarter field goals provided the decisive points in the 20-14 win. In the 56-17 win over Atlanta in week 10, Chip

CAREER STATISTICS

Year	Made	Field Goals			Made	Extra Points			Points
		Att	LG	Pct		Att	Pct		
1988	19	26	46	.731	40	41	.976	97	
1989	29	40	48	.725	41	41	1.000	128	
1990	30	40	56	.750	41	41	1.000	131	
1991	31	43	53	.721	56	56	1.000	149	
1992	30	40	53	.750	30	30	1.000	120	
1993	16	28	51	.571	24	26	.923	72	
1994	20	28	54	.714	30	32	.937	90	
Totals	175	245	56	.714	262	267	.981	787	

CAREER FIELD GOALS

	1-19	20-29	30-39	40-49	50+
1988	1/1	6/8	5/7	7/10	0/0
1989	2/2	11/11	13/15	3/11	0/1
1990	2/2	10/10	12/14	3/6	3/8
1991	0/0	9/9	10/12	10/17	2/5
1992	2/2	9/9	9/15	8/12	2/2
1993	2/2	4/4	8/12	1/4	1/6
1994	0/0	9/11	5/6	5/8	1/3
Totals	9/9	58/62	62/81	37/68	9/25

CAREER HIGHS

Yards	Longest Field Goals		Yards	Game Winning Field Goals		
	Opponent	Date		Opponent	Time Left	Date
56	at Colts	12/22/90	49	at Vikings	1:09	10/25/92
55	vs Cowboys	09/23/90	41	vs Oilers	OT	11/03/91
54	vs Eagles	10/30/94	34	at Lions	OT	11/04/90
53	at Colts	12/22/90	35	vs Bears	2:14	12/09/90
53	at Cowboys	09/09/91	18	at Saints	11:11	10/01/89
53	vs Lions	09/20/92	19	vs Steelers	:10	09/11/88
52	at Cowboys	09/09/91	23	vs Saints	:47	11/06/88
52	at Vikings	10/25/92	44	at Eagles	:01	12/04/88

PLAYOFF STATISTICS

Year	Field Goals				Extra Points			Points
	Made	Att	LG	Pct	Made	Att	Pct	
1990	3	3	44	1.000	3	3	1.000	12
1991	6	10	39	.600	12	12	1.000	30
1992	3	5	48	.600	4	4	1.000	16
Totals	12	18	48	.667	19	19	1.000	58

converted on 8 PATs (2nd most in club history and the most in one game since 1966). Chip ended the regular season at Philadelphia in typical style tying a club record five field goals in a game (21, 35, 38, 47 and 47 yards). His other honors included selection to the UPI all-NFC team, *College and Pro Football Newsweekly* NFL all-Pro 1st team, *Football News* all-NFC, AP all-Pro second team, *The Sporting News* all-Pro, and *Pro Football Weekly* all-NFC. **1990:** He entered the NFL record book by pushing his consecutive games field goal streak to 28 games (the streak ended November 12 at Philadelphia when he did not have an attempt), which is tied for second all-time with Jim Turner. Chip's 131 points were tops in the NFC and second in the NFL, and was the third best mark in Redskins history. His 30 field goals were the most made by any NFC kicker and were second in the league. At the end of the year, Chip connected on 12 straight field goals (including three for three in the playoffs). He tied a club record with five field goals vs. Buffalo and tied an NFL record with two 50+ field goals (53 and 56) in one quarter at Indianapolis. His 56-yarder was the second longest in club history. Chip closed out the year nailing 20 of his final 23 attempts with all three misses coming from 50+ yards. He also booted two game winning field goals, defeating the Lions with a 34-yarder in overtime and a 35-yarder vs. Chicago with 2:14 remaining. He was a second team all-NFL choice by *Pro Football Weekly*. **1989:** Chip's 128 points were second in the NFL and his 40 field goal attempts were tops in the league, while his 29 converted field goals tied him for second in the NFL. In weeks 1-8, Chip hit 16-of-18 field goals (including the last eight games of '88, he was 25-of-28 over a 16-game span) and had a streak of 10 straight, including three each in consecutive wins at Dallas and New Orleans in weeks three and four. Against the Saints, Chip hit the game-winner (an 18-yarder) in the 16-14 victory. In the come-from-behind win over San Diego in week 14, Chip nailed four field goals (including a 28-yarder that sealed the win) and received a game ball for his efforts. For the year Chip had consecutive FG made streaks of 10, 6 and 8 and his 29 made were the third best in Redskin history. **1988:** Chip kicked three game-winning FGs in his rookie year and finished the year making nine of his last 10. In week 10 vs. New Orleans, Chip nailed a 23-yarder with under a minute to play to give the 'Skins a 27-24 win. Four weeks later, Chip improved on his flair for the dramatics when he connected on a 44-yarder with :01 second remaining to beat Philadelphia, 20-19.

College, Personal: Chip is regarded as the best kicker in University of Minnesota history, and his records reflect that reputation. He broke school records for the longest field goal (62 yards), field goals made (53), and points scored (254). As a senior, he converted 16 of 19 field goals and all 27 extra point tries. For his career, he converted 57 of 73 field goal tries and 97 of 99 extra points. He was chosen first team all-Big 10 as a junior and second team as a senior. As a sophomore, he kicked a school record 10

consecutive field goals. He also picked up valuable punting experience, punting 20 times for 693 yards (34.7 avg.). Chip's charity work includes the Chip Lohmiller Kick-off Classic Golf Tournament to benefit the American Kidney Fund, March of Dimes, Ronald McDonald House "McKicks for Kids" and the Say No to Drugs campaign. He also has a pilot's license. Chip formed his own merchandise company in Minneapolis called "Recognition Apparel" which specializes in corporate logo sportswear. As a junior high school student in Dallas, Chip was teammate of current Green Bay Packers kicker Chris Jacke. Chip was an all-state performer at Woodbury (MN) High School, and also earned letters in hockey, golf, and track. His hobbies include snowmobiling, fishing and golf. His parents reside in Antwerp, Belgium, where his father manages operations for 3M. Chip resides in Reston, VA.



64 TREVOR MATICH

C • 11th Yr. • 6-4 • 297 • BYU • 10/09/61

Up Close

• *During an interview, Trevor once remarked, "I would like to spend one lifetime living in a Manhattan penthouse, another on a ranch in Montana, another at a cabin in Tahoe, another at a beach house in the Caribbean and one more sailing around the world."*

CAREER HIGHLIGHTS

- Trevor first volunteered to give long snapping a try with the Jets in 1990.
- Trevor has played all six positions on the offensive line and has started at each one except right tackle. His 22 career starts break down this way: C (8), RG (6), LT (5), LG (2), TE (1)
- As the Jets' third tight end, he caught a three-yard touchdown pass from Ken O'Brien with 0:57 to play, giving the Jets a 28-21 win on November 17, 1991 at New England.

How Acquired: Signed as an unrestricted free agent on April 8, 1994.

NFL Acquisition: Selected in 1st round of the 1985 draft (28th overall) by New England.

Games Played/Started: 116/22 [2/0]- NE 1985 (1/0); 1986 (11/1) [1/0]; 1987 (6/4); 1988 (8/6); DET 1989 (11/0); NYJ 1990 (16/6); 1991 (15/0) [1/0]; IND 1992 (16/1); 1993 (16/4); WASH 1994 (16/0)

1994 Season: While much of the attention, and deservedly so, went to free agents Ken Harvey and Henry Ellard last season, Trevor also lived up to every expectation when he was signed as an unrestricted free agent from Indianapolis. One of the NFL's best long snappers, Trevor proved his worth time after time last season, helping Reggie Roby to a Pro Bowl with his precision snapping and helping Chip Lohmiller to a 71.4 field goal percentage after Lohmiller had slumped to 57.1 mark the year before. "Trevor's as good as any snapper I have ever been around," said special teams coach Pete Rodriguez. "He is one of the few guys who is a blind snapper. He doesn't have to look through his legs on

long snaps so he's able to block as soon as the ball is snapped, which is a big advantage and helps our punt coverage tremendously." Last season, Trevor snapped in all 16 games and the Redskins punting unit was second in the league in gross punting average (44.4) and sixth in net punting average (36.7). Most importantly, the Skins did not have a punt blocked and Trevor finished the year with five tackles on punt coverage.

Pro Career: 1993: Primarily the Colts' long snapper through the first 12 weeks of the season, Match started the final four games of the season at left tackle when two-time Pro Bowler Will Wolford went down with a shoulder injury. **1992:** Trevor saw most of his action as the Colts' long snapper, but he did get one start at left guard in week eight at San Diego when veteran Randy Dixon was out with a concussion. He also saw action at right guard when Ron Solt was injured in week 10 against the New England. **1991:** He played center, guard and tackle for the Jets and became their third tight end over the final 10 weeks of the season catching three passes for 23 yards and a touchdown (see above under "Career Highlights"). Trevor's first catch was a 14-yarder against Indianapolis ("the first pass anyone threw to me since eighth grade recess"). **1990:** Aside from his duties as a long snapper, Trevor was called on to start at right guard from weeks six thru 11 replacing injured Dave Cadigan. He also filled in earlier in the season at right tackle. **1989:** He was waived in the pre-season by New England and signed with Detroit after the season opener. **1988:** Started the first four games of the season at center and had two more starts later in the year at left tackle filling in for injured Danny Villa. **1987:** Trevor missed the first two months with a broken foot, but returned in mid-November and started the final four games of the season for New England at center. **1986:** Injuries along the offensive line allowed Match to fill in at both guard and tackle for the Patriots. He made the first start of his career on November 1 at New Orleans at left guard. **1985:** Trevor suffered an ankle injury in his first NFL game and spent the remainder of the season on injured reserve.

College, Personal: In his four years at Brigham Young (1979-80 and 1983-84), the Cougars were 47-3 and won the Western Athletic Conference (WAC) each year. BYU finished 13-0 his senior year and were national champions beating Michigan, 24-17, in the Holiday Bowl. After his sophomore season in which BYU had gone 12-1 and defeated SMU in the Holiday Bowl, Trevor left football for two seasons while spending 18 months on a Mormon mission in Mexico. He was the center for some outstanding quarterbacks at BYU: Jim McMahon, Marc Wilson, Steve Young and Robbie Bosco. Trevor was born in Sacramento, CA and went to high school there at Rio Americano where as a freshman he was one of the smallest students in his class. He grew 10 inches during his four years there and despite not starting a game until his senior year got a scholarship to BYU. His father, Tony, played college football at the University of San Francisco where he played with such greats as Ollie Matson and Gino Marchetti. His mother has a master's degree in Nutrition. His sister sang in the San Diego Opera. Trevor is owner of his own company called "The Resource Network," which he formed to put together companies and consumers with the help of new technology in distribution, specifically interactive television. Fluent in Spanish, Trevor operates an international marketing company with business in Spain, Mexico and Korea. He has also served as a guest host for several talk shows in the Boston area including a national sports program. Like teammate Chip Lohmiller, Trevor has his pilot's license. He also plays guitar. Single, he resides in Sacramento, CA.



72 LAMAR MILLS

DT • 2nd Yr. • 6-5 • 307 • Indiana • 01/26/71

Up Close

• *Realizing he would not get drafted, Lamar predicted to his older brother, Mel, that not only would he make the team that signed him as a free agent, but he would play. He did even better, starting four games for the Redskins as a rookie last year.*

CAREER HIGHLIGHTS

- Lamar was the only NFL rookie free agent to start the season opener last year.

How Acquired: Signed as a free agent on April 28, 1994.


Games Played/Started: 13/4 - 1994 (13/4)

1994 Season: First, he wasn't drafted. Then, when the Redskins reported to training camp, he was told by defensive line coach Bob Karmelowicz that he was the lowest ranked defensive lineman on the depth chart. When the NFL kicked off its 75th anniversary season on September 4, 1994, Lamar was the only NFL rookie free agent to start that day. "In camp he was the last guy on our list," said Karmelowicz. "Then we started playing preseason games and he kept getting better and better. He's a success story, a Walter Mitty kind of thing. But now he has to realize to stay in this league he has to work harder each year. He's proved one thing, he's a tough guy who likes to play the game. He also has what I call football IQ." Lamar's improvement and rise up the depth chart coincided with injuries to Tim Johnson (hamstring), Bobby Wilson (pinched nerve) and Shane Collins (knee). Thrust into the Redskins starting lineup on opening day at right defensive tackle, he totaled a season-best four tackles against the Seahawks. He also started the following two weeks before Tim Johnson returned from his injury.

College, Personal: Lamar totaled 130 tackles during his career at Indiana, including 53 tackles, nine for loss, and four sacks as a senior. He posted 22 tackles for losses during his career. As a junior, he led the Hoosiers with 13 tackles for loss. He earned his degree in geography with an emphasis on urban planning. He specialized in population growth, housing development, zoning and traffic flow. A graduate of St. Martin DePorres High School in Detroit, Lamar followed in the footsteps of his brother, Mel, who went on to play football at Louisville and two cousins who played at Michigan and Ohio State. Lamar has helped fund the Ron Thompson Fund, named for his high school coach who won more state football titles than any prep coach in Michigan history. The endowed scholarship goes to help underprivileged students pay their high school tuition. Lamar also enjoys fresh water fishing and music. His 200-or-more CDs include various artists in Rap, R&B and rock, including Pearl Jam and Nirvana. Single, Lamar resides in Reston, VA.

CAREER STATISTICS

Year	Solos	Tackles Assists	Total	Sacks	Fumble Recoveries	Forced Fumbles
1994	7	8	15	0	0	0



30 BRIAN MITCHELL

RB • 6th Yr. • 5-10 • 221 • SW Louisiana • 08/18/68

Up Close

• *Brian has formed the "Brian Mitchell Returning To Your Roots Program." It will support youth in Mitchell's hometown of Plaquemine, LA, and the Washington, D.C. metropolitan area with academic scholarships, after school athletic programs and Holiday dinners.*

CAREER HIGHLIGHTS

- Brian led the NFL in punt returns with a 14.1 avg. in 1994 (second highest in team history).
- He set an NFL record for Most Combined Punt and Kickoff Return Yardage in a season with 1,930 last year.
- His 1,478 kickoff return yards in 1994 is the second highest total in NFL history.
- Brian's 2,477 all-purpose yards last season broke the Redskins record of 1,852 set by Bobby Mitchell in 1963 and is the second highest total in NFL history behind San Diego's Lionel James who had 2,535 in 1985.
- He was named to the 1994 *Football News* all-NFC first-team and 1994 *Pro Football Weekly*/Pro Football Writers of America all-pro team as a punt returner. He was named to the AP all-Pro 2nd team as a kick returner.
- Brian returned two punts for touchdowns last season (74 at New Orleans and 78 at the Rams) tying his club record. He also had two TD returns in 1991 (69 vs. Detroit and 66 at Cincinnati).
- Brian gained 209 total yards in the Vikings playoff game in 1992, including 109 yards rushing. He followed that up with 152 total yards the next playoff game at San Francisco.
- He threw a lateral to Desmond Howard on a punt return that resulted in a 55-yard touchdown run in 1992.
- He was second in the NFL in 1991 with a 13.3-yard punt return average.
- He is second on the Redskins all-time punt return list with 147 returns and second with 1,623 career return yards.
- Brian ranks second on the Redskins all-time kick return list with 161 returns and third in yards with 3,596 career return yards.
- Brian has played running back, quarterback, punt returner, kick returner and plays on all coverage teams.
- He is one of just seven players in NFL history to return five punts for touchdowns joining Jack Christiansen (8), Rick Upchurch (8), Billy Johnson (6), Dave Meggett (6), Emlen Tunnell (5) and Eric Metcalf (5).

How Acquired: Selected in 5th round of 1990 draft (130th overall).

Games Played/Started: 79/11 [7/0] - 1990 (15/0) [2/0]; 1991 (16/0) [3/0]; 1992 (16/0) [2/0]; 1993 (16/4); 1994 (16/7)

1994 Season: Not since the days when the other Mitchell, Hall of Famer Bobby



Redskin Records Set By Brian Mitchell in 1994

- Most Kickoff Return Yards, Season - 1,478, breaking old mark of 1,099 set by Mike Nelms (1981).
- Most Combined Punt and Kickoff Return Yardage, Season (NFL record) - 1,930, breaking the Redskin mark of 1,594 set by Mike Nelms (1981) and the NFL mark of 1,737 set by the Cardinals' Stump Mitchell (1981).
- Most Combined Net yards, Season - 2,477, breaking old mark of 1,852 set by Bobby Mitchell (1963).
- Most Kickoff Returns, Season - 58, breaking mark of 47 set by Larry Jones (1975).
- Most Punt Returns for TD, Season - 2, tying mark accomplished four other times, including one other time by himself (1991).
- Most Punt Returns for TD, Career - 5, breaking mark of 3 held by three others including himself.

Mitchell (1962-68), terrorized opponents, have the Redskins had a player of such rare all-around abilities of a Brian Mitchell. Brian clearly is the NFL's top all-purpose yard gainer. His league-leading 2,477 all-purpose yards (1,478 kickoff returns, 452 punt returns, 311 rushing, 236 receiving) gained in 1994 is testimony to that claim. But there's more. Besides returning kickoffs and punts, he covers kickoffs and punts. He's also the emergency quarterback. "I consider myself a football player," Mitchell said. "People can say I'm a return specialist, but I line up in the backfield, I run the ball and I can catch the ball out of the backfield. I guarantee one thing, when I do line up back there, the defense isn't saying, 'OK, we've got a return specialist back there.'" Redskins coach Norv Turner agrees, "Brian is one of our most valuable players," he said. "He does so much for this team that our biggest concern is not to overwork him." Brian, however, did get plenty of work in 1994. He became the Redskins first punt returner since Speedy Duncan in 1971 to lead the NFL in returns with a 14.1 avg. He also finished fourth in the NFC in kickoff returns with a career-best 25.5 avg., while returning a Redskin record 58 kicks. Besides his special team duties, Brian was the club's second leading rushers with 311 yards and fourth leading receiver catching 26 passes. He was named the NFC Special Teams Player of the Week following his week 2 performance in New Orleans. Brian gained 225 all-purpose, including a 74-yard punt return for a touchdown and an 86-yard kickoff return that set up another score in the Redskins win. His 225 total yards were the most by a Redskins since Herb Mulkey gained 225 vs. the Cardinals on Sept. 23, 1973. In week 4 vs. Atlanta, Brian caught six passes for 57 yards. He had three catches for a career-high 65 yards against the Cardinals in week 7, including a 46-yard TD. Against the Eagles in week 9, Brian rushed for a season-best 85 yards and posted the Redskins longest run from scrimmage with a 33 yarder. Brian registered his second 200-yard all-purpose game against Dallas in week 11 gaining 229 yards (180 kick return, 32 punt return, 11 receiving, 6 rushing). Brian led the team in rushing week 14 at Arizona gaining 60 yards on 17 carries. In the season ending game at LA against the Rams, Brian secured the NFL punt return and combined yardage titles with 174 all-purpose yards, including a 78-yard punt return for a touchdown. **Honors:** Week 2 NFC Special Teams Player of the Week; AP all-Pro 2nd team (kick returner); *Football News* all-NFC team (punt returner); *Pro Football Weekly*/Pro Football Writers of America all-Pro team (punt returner).

Pro Career: 1993: In the season opening Monday Night win over Dallas, Brian recorded a career-high 116 yards rushing, including a 29-yard TD run that put the finishing touches on the victory. Brian finished the year with 246 yards rushing and three touchdowns, while snagging 20 passes for 157 yards. Brian finished 10th in the NFC in kick returns with a 20.5-yard average and 11th in the NFC in punt returns gaining 6.7 yards. Against the Giants in week 5, Brian not only netted a career-high seven receptions, he also carried a kickoff return 68 yards and threw a 50-yard pass to Ricky Sanders that turned out to be the Redskins second longest pass completion of the season. **1992:** In no game were his many talents showcased more than the Vikings playoff game. He returned a punt 54 yards. He ran 38 yards on a fake punt that eventually set up his own eight-yard touchdown run. He completed a lateral pass on a kickoff. He rushed for 109 yards on 16 carries. He caught three passes for 16 yards. In all, Brian gained 209 total yards. In week 2 vs. the Falcons, not only did Brian return one kickoff for 33 yards, he returned punts for 22 and 14 yards and threw a perfect

CAREER STATISTICS

Year	No	Rushing				TD	No	Receiving			
		Yds	Avg	LG	TD			Yds	Avg	LG	TD
1990	15	81	5.4	21	1	2	5	2.5	5	0	
1991	3	14	4.7	8	0	0	0	0.0	0	0	
1992	6	70	11.7	33	0	3	30	10.0	17	0	
1993	63	246	3.9	29t	3	20	157	7.9	18	0	
1994	78	311	4.0	33	0	26	236	9.1	46t	1	
Totals	165	722	4.4	33	4	51	428	8.4	46t	1	

Year	No	Punt Returns				TD	No	Kick Returns			
		Yds	Avg	LG	TD			Yds	Avg	LG	TD
1990	12	107	8.9	26	0	18	365	20.3	37	0	
1991	45	600	13.3	69t	2	29	583	20.1	35	0	
1992	29	271	9.3	84t	1	23	492	21.4	47	0	
1993	29	193	6.7	48	0	33	678	20.5	68	0	
1994	32	452	14.1	78t	2	58	1,478	25.5	86	0	
Totals	147	1,623	11.0	84t	5	161	3,596	28.5	86	0	

Additional Statistics: Special Teams Tackles (84): 1990 (26); 1991 (26); 1992 (22); 1993 (10). Playoff Statistics: Punt Returns (11/142/12.9/54/0); Kick Returns (11/210/19.1/35/0); Rushing (25/152/6.1/38/1); Receiving (9/80/8.9/25/0).

SINGLE-GAME HIGHS

Carries			Rushing Yards		
21 (116)	vs Dallas	09/06/93	116 (21)	vs Dallas	09/06/93
17 (60)	at Arizona	12/11/94	85 (16)	vs Philadelphia	10/30/94
16 (85)	vs Philadelphia	10/30/94	60 (17)	at Arizona	12/11/94
Longest Run			Touchdowns		
33	at Kansas City	11/15/92	2	vs Dallas	09/06/93
33	vs Philadelphia	10/30/94			
29	vs Dallas	09/06/93			
Catches			Receiving Yards		
7	at Giants	11/14/93	65	vs Arizona	10/16/94
6	vs Atlanta	09/25/94	57	vs Atlanta	09/25/94
			52	at Giants	11/14/93
Longest Catch					
46t vs Arizona 10/16/94					
24 vs Atlanta 09/25/94					
22 at Tampa Bay 12/18/94					
Longest Kickoff Return			Longest Punt Return		
86	vs New Orleans	09/11/94	84t	vs NY Giants	11/01/92
68	at Philadelphia	10/09/94	78t	vs Rams	12/23/94
68	vs NY Giants	10/10/93	74t	vs New Orleans	09/11/94

cross field lateral to Desmond Howard on a punt return that resulted in a 55-yard TD run. As a returner, Brian finished sixth in the NFC in punt returns with a 9.3-yard average and eighth in kickoff returns with a 21.4-yard average. In addition, he had an 84-yard TD punt return in week 8 vs. the Giants (second longest in the NFL). He finished first on the team with 22 special teams tackles and fifth with 59 total hits.

1991: In the season opener, he broke a 69-yard punt return for a touchdown against the Lions (the first by a Redskin in regular season since Mike Nelms in 1981). In week three he broke a 70-yarder vs. Phoenix for a score, but it was called back because of a penalty. The following week he broke a 66-yarder for a touchdown vs. Cincinnati. He became the first Redskin (only the fourth in team history), to return two punts for touchdowns in a single-season. Brian finished the year second in the NFL in punt returns with a 13.3-yard average (third highest in team history and the best since Eddie Brown in 1976). His 600 yards in punt returns led the NFL and was the second most in club history. Brian finished eighth in the NFC in kickoff returns with a 20.1-yard average and was named to the AP all-Pro second team, College and Pro Football Newsweekly NFL all-Pro first team and Football News all-NFC. **1990:** The first time Brian touched the ball as a pro, he returned the opening kickoff of preseason 92 yards for a touchdown against Atlanta. At various times during his rookie season, Brian played running back, quarterback and returned both kicks and punts. He also finished second on the club with 26 special teams tackles and led the team with a 20.3-yard kick return average. When both Jeff Rutledge and Stan Humphries went down with injuries against Philadelphia on Monday Night, Brian took over the signal caller duties. In his only series, he directed the Skins to a touchdown, completing three passes for 40 yards and had two rushes for 11 yards, including a one-yard touchdown keeper. In his most extensive duty at running back, he rushed a season-high seven times for 36 yards against the Dolphins in week 12.

College, Personal: Brian became the first player in NCAA history to pass for over 5,000 yards (5,447) and run over 3,000 yards (3,335) during his career. Brian also held the NCAA record for rushing touchdowns by a quarterback with 47. As a senior, he rushed for 1,311 yards and passed for 1,966 yards. He totaled 25 touchdowns (six passing, 19 rushing) and 3,277 yards in offense. As a junior, Brian was chosen the state's outstanding collegiate football player, when he totaled 2,550 yards in offense (1,897 passing, 743 rushing). Brian also rushed for 15 touchdowns and tossed nine TD passes. He was named to the all-America Fight Against Drugs Team by the Maxwell Football Club of Philadelphia. Besides a football scholarship, he was offered a chemical engineering scholarship. He won a Dow Chemical grant at SW Louisiana and scored 28 out of a possible 35 on his ACT college board test. Brian completed an outstanding prep career at Plaquemine (LA) High School leading the team to the state title and was selected the state's offensive player of the year. He majored in management at SW Louisiana. Brian generously donates his time to charity events and speaking engagements throughout the Washington, D.C. metro area. He is helping fund a new basketball floor at Plaquemine High School. Brian is also one of the team's best chiefs bringing his Cajun cooking to Redskin Park. He is the youngest of seven children in his family. Brian and his wife, Monica, have a daughter, Brian, 1, and they reside in Centreville, VA.



37 DARRYL MORRISON

S • 2nd Yr. • 5-11 • 200 • Arizona • 05/19/71

Up Close

- *Darryl didn't begin playing football until his senior year in high school at Camelback H.S. in Phoenix, AZ.*

CAREER HIGHLIGHTS

- Darryl returned a fumble 32 yards for a touchdown vs. the 49ers last season.
- He played in a team-high 1,155 of a possible 1,160 defensive snaps.
- He had a career-high 14 tackles vs. Seattle in the 1994 season opener.
- Darryl finished fifth on the team with 99 tackles last season.

How Acquired: Selected in 6th round of 1993 draft (155th overall).

Games Played/Started: 20/16 - 1993 (4/0); 1994 (16/16)

1994 Season: With the release of veteran free safety Brad Edwards in the offseason, the Redskins decided not to go outside the organization for his replacement, instead, Darryl's first start at free safety was also his first NFL start in the season opener against Seattle. He responded with a career-high 14 tackles. "Overall, Darryl did a good job for us," said defensive coordinator Ron Lynn. "He had to call our signals and formations, make adjustments and react to the play. That's difficult for a veteran, let alone for a player who was playing his first year. With the additions of Stanley Richard and James Washington this year, that will be a plus for Darryl's development. He'll be able to see how those guys handle situations." Darryl finished the year with 99 tackles and was tied for fourth on the team with five passes defended. Besides his 14 tackle day against the Seahawks, Darryl also posted 10 tackles against Dallas in week 5. One of the Redskins top special teams players, he finished third on the team with 12 tackles.

Pro Career: 1993: After spending 11 weeks on the practice squad, Darryl was activated to the 47-man roster for the week 12 contest at Tampa Bay. Seeing only special teams duty, he recorded seven total hits. In just four games (he was inactive for the week 14 game vs. Atlanta) he totaled 23 hits, including a season-best nine total special team hits against the Cowboys.

College, Personal: Darryl had only played five years of organized football and only two years of major college football, before entering the ranks of the NFL after transferring to Arizona from Phoenix College. Still, Darryl stepped right in at Arizona and started both his junior and senior years for the Wildcats. As a senior, he was tabbed a second-team all-Pac 10 choice at cornerback after recording 37 tackles and two interceptions. Darryl started every game and recorded a career-high 60 tackles and three interceptions, including a 67-yard touchdown return as a junior. Also a special teams standout, Darryl blocked three punts. His career-best day came against

CAREER STATISTICS

Year	Tackles			Interceptions				Special Teams
	Solos	Assists	Total	No	Yds	LG	TD	Tackles
1993	0	0	0	0	0	0	0	5
1994	70	29	99	0	0	0	0	12
Totals	70	29	99	0	0	0	0	17

Additional Statistics: Passes Defensed: (5). Recoverd Fumbles: (1): 1994 (32 TD vs. 49ers)

USC when he single-handedly put together a highlight tape. He made a pair of tackles, broke up two passes, recovered a fumble in the end zone for a touchdown and raced 67 yards for another score on an interception in the 31-14 win over the Trojans. Not surprisingly, Darryl was named the Pac 10 Defensive Player of the Week. A two-year standout at Phoenix College, he intercepted 10 passes and finished with 116 tackles. In his final year, he had seven pass thefts, including four coming against Eastern Arizona Community College. He had a 96-yard interception return for a touchdown against Snow College. Darryl only played one full year of high school football at Camelback High in Phoenix, AZ. He did play briefly on the freshman team at Central High School in Phoenix. He majored in psychology at Arizona. He and his wife, JoAnn, have a daughter, Faith, born this past offseason and they reside in Ashburn, VA.



92 DEXTER NOTTAGE

DE • 2nd Yr. • 6-4 • 290 • Florida A&M • 11/14/70

Up Close

• *After leaving college to support his family, one of his jobs was hauling phone cable, "I was the guy on the ground pulling on the rope that lifted the cable up to the poles. I'd use one set of muscles until they got tired, then I'd use another. And after that, I'd have to try to find time to get to the gym to work out."*

CAREER HIGHLIGHTS

- Led Redskin rookies with 34 tackles, three QB hurries and one sack.
- Dexter recorded his first NFL sack against the Falcons in week 4.
- He made his first NFL start against the 49ers in week 10.

How Acquired: Selected in 6th round of 1994 draft (163rd overall).

Games Played/Started: 15/1 - 1994 (15/1)

1994 Season: Charley Casserly called Dexter a "fun pick," when the Redskins chose him in the sixth round of the 1994 draft. After all, he hadn't strapped on a chin strap in more

CAREER STATISTICS

Year	Solos	Tackles Assists	Total	Sacks	Fumble Recoveries	Forced Fumbles
1994	19	15	34	1	0	0


Additional Statistics: Special Teams Tackles: (3).

than two years after leaving Florida A&M at the end of his sophomore year. He was expected to stick around on the practice squad, gain experience and wait for 1995 to roll around. Dexter did more than that. He played in 32% of the defensive plays last season (373 of a possible 1,160 snaps) and led Redskin rookies with 34 tackles. Heading into this season, even more is expected from Dexter. "He's got the chance to be something special," said defensive line coach Bob Karmelowicz. "He's got speed, size and the desire to be a great football player. He surprised everyone last year and worked even harder this offseason. The high end of Dexter is awesome." His top tackle games came against Tampa Bay in week 15 with five tackles and Dallas in week 11 when he notched four stops. Against the Cardinals in week 14, Dexter recorded a team-high two tackles for loss, while assisting in two tackles. He came up with his first NFL sack against the Falcons sacking Jeff George for minus-5 yards.

College, Personal: His road to the NFL was a difficult one. After his mother's health began to deteriorate with heart trouble, and his sister was injured when she was struck by a van, Dexter left division I-AA Florida A&M at the end of his sophomore year in 1992. To support his family, Dexter worked for an office supply company, taking inventory and hauling office furniture. He also washed new cars for a Toyota dealership, worked as a parking attendant, hauled telephone cable, and worked nights as a security guard, all of which helped Dexter focus on his goal of playing in the NFL. That hard work left Dexter with surprising speed, strength, and a maturity beyond his years. It was his wife, Roxanne, who called the NFL to find out how Dexter could become eligible for the draft. As a freshman at Florida A&M, Dexter earned MEAC Rookie of the Week honors with a 10-tackle two-sack performance against North Carolina A&T. He became a starter by mid season and played in six games recording 36 tackles (7 for loss) and 4.5 sacks. As a sophomore, he played in seven games, recording 29 tackles (5 for loss) and 2 sacks. An all-state performer at defensive tackle and fullback out of Hollywood Hills (FL) High School, Dexter was heavily recruited by FAMU, Auburn, and Florida State. He chose Florida A&M because it was the only school that stressed education during his recruiting visit. He won the state discus title as a senior with a throw of 180 feet and 2 inches. Dexter and his wife, the former Roxanne Jenkins, eloped after class on January 22, 1991. He picked her up at her dormitory, they drove to a Tallahassee courthouse, had dinner at the Dragon Room Restaurant, and returned to their separate dorms. They lived apart until that spring when they moved into an apartment. The currently reside in Reston, VA, with their son.

George Preston Marshall

Founder and charter member of the Pro Football Hall of Fame, George Preston Marshall, was responsible for the two-division system with a championship game and elaborate halftime shows. He proposed the Pro Bowl game and a slimmer football to encourage more passing.



97 STERLING PALMER

DE • 3rd Yr. • 6-5 • 277 • Florida State • 02/04/71

Up Close

- *His sister thwarted a break-in at her home by striking the would-be robber on the head with a frying pan.*

CAREER HIGHLIGHTS

- Sterling tied for the team lead with 9 tackles for loss last season.
- His 90 tackles were a career-high last season and led all Skins' defensive linemen.
- As a rookie, he tied for the team lead with 5 tackles for losses and was second with 15 QB hurries.
- His 4.5 sacks were third best on the team and tops among Redskins defensive linemen in 1993.

How Acquired: Selected in 4th round of 1993 draft (101st overall).

Games Played/Started: 30/26 - 1993 (14/10); 1994 (16/16)

1994 Season: After a sparkling rookie season when injuries to starters Charles Mann and Shane Collins thrust Sterling into starting 10 games, expectations were running high in 1994. While his sack and QB pressures were down last season, his tackles and tackles for loss totals were up. "Sterling played better than he was given credit for," said defensive coordinator Ron Lynn. "He knows we need more big plays from him, but he has worked harder this offseason than he has worked in his entire career. He knows that to become a sack leader he has to work hard and he's accepted that challenge." Sterling led all Redskin defensive linemen with 90 tackles last season and he tied for the team lead with nine tackles for loss. His top tackle performance came in week 5 with a season-best 11 tackles, plus one QB hurry, against Dallas. He also posted nine tackles in week 14 at Arizona and in week 3 at New York. Sterling also contributed another big game against the Cardinals in week 7 with eight tackles, including two tackles for losses and one QB hurry.

Pro Career: 1993: He led all Redskins defensive linemen with 4.5 sacks and was second on the team with 15 quarterback hurries. In his NFL debut against the Cowboys on Monday Night, Sterling recorded one sack and one QB hurry before leaving the game with a knee sprain. Against the Rams in week 10, he totaled nine tackles, including two behind the line of scrimmage. He followed that up in successive weeks with seven tackles and two hurries against the Eagles; and nine tackles and four hurries at Tampa Bay; a season-high 10 total tackles, one hurry, and two blocked punts against the Jets and five tackles, two sacks, two hurries, and a forced fumble that led to Monte Coleman's 29-yard TD return in week 14 vs. the Falcons.

College, Personal: Sterling recorded eight sacks and 111 total tackles during his Seminole career. As a senior he played every game at left outside linebacker and

CAREER STATISTICS

Year	Solos	Tackles Assists	Total	Sacks	Fumble Recoveries	Forced Fumbles
1993	36	26	62	4.5	1	1
1994	43	47	90	1	0	1
Totals	79	73	152	5.5	1	2

Additional Statistics: QB Hurries (22): 1993 (15), 1994 (7).

finished the year with 37 tackles and three sacks. Sterling came on at the end of his junior season, starting the final two games of the year. He ended the season with a career-high 44 tackles, four sacks and 15 pressures. A valuable contributor to the Seminole defense as a redshirt freshman, Sterling totaled 24 tackles and one quarterback sack. A foot injury sidelined him after one game during his freshman season. One of the most heralded high school players in the nation as a senior, Sterling was rated the number two linebacker in the country at St. Thomas Aquinas High School in Ft. Lauderdale, FL. A first-team all-America, all-state and all-South selection, he concluded a brilliant senior season with 115 tackles, eight sacks and five passes defended. A two-sport star, Sterling also won the state discus title with a 175-3 throw his senior season. Single, Sterling resides in Centreville, VA.



68 JOE PATTON

G • 2nd Yr. • 6-5 • 288 • Alabama A&M • 01/05/72

Up Close

• *Joe didn't receive any scholarship offers and was all set to join the Navy. But just a few days before he was to ship out for basic training, a friend who was an alumnus of Alabama A&M, talked the school into offering Joe a scholarship.*

How Acquired: Selected in 3rd round of 1994 draft (97th overall).

Games Played/Started: 2/0 - 1994 (2/0)

1994 Season: As the season was winding down to its close in late December, offensive line coach Jim Hanifan made this quick observation of Joe's rookie year, "His progress has been, in truth, remarkable," Hanifan said. Joe was on the Redskins inactive list for the first 14 weeks before being activated for the final two games of the season. He played four snaps against the Bucs in week 15 and seven snaps at left guard against the Rams in week 16. "He has the size, intelligence and temperament to be a really fine offensive lineman. He's awfully young, he has tremendous potential, but he's going to be a good player for a long time in this league," said Hanifan.

College, Personal: A three-year starter at guard, Joe capped off his brilliant career

at Alabama A&M with another selection to the all-Southern Intercollegiate Athletic Conference first team. Joe was the only Bulldog honored on the all-SIAC offensive team. Joe emerged as one of the top offensive players in the SIAC earning first team honors as a junior and was the only Bulldog named to the conference's first team. After not seeing action as a freshman, Joe joined the starting lineup as a sophomore and gave a preview of what to expect during his career. He started every game and by the end of the season he was considered one of the finest young offensive linemen in the SIAC. Joe's route to Alabama A&M took some interesting turns. After not receiving any scholarship offers, Joe decided to join the Navy and was all set to go. But just a few days before he was to leave for basic training, a friend who was an alumnus of Alabama A&M, talked the school into offering Joe a scholarship. Although a walk-on on the football program originally, it didn't take long for them to offer Joe a full scholarship. He majored in electrical engineering at Alabama A&M. His hobbies include playing basketball, and despite his size, he enjoys playing tennis. Single, Joe resides in Reston, VA.



53 MARVCUS PATTON

LB • 6th Yr. • 6-2 • 240 • UCLA • 05/01/67

Up Close

• *Marv Marcus' mother, Barbara, started at linebacker for the LA Dandelions of the National Women's Football League from 1972 to 1976. It was full contact football, with practice four nights a week and a paycheck of \$25 a game.*

CAREER HIGHLIGHTS

- Marv Marcus and former Bills teammates Carwell Gardner, Mike Lodish, Glenn Parker and James Williams are the only players in league history to have played on a Super Bowl team in each of their first four seasons in the NFL.
- In his five-year career at Buffalo, Marv Marcus did not miss a regular season game.
- His 219 tackles the past two seasons were second on the Bills' behind Darryl Talley.
- Including postseason, he started 43 of the Bills' last 47 games since the middle of the 1992 season, most at left inside linebacker. Of his 45 starts with the Bills, 35 were at left inside linebacker, nine were left outside linebacker and one (his first NFL start) was at right outside linebacker.
- During his college (UCLA) and NFL career (Bills), his teams have a combined 98-42-2 (.704) record.

How Acquired: Signed as an unrestricted free agent on February 22, 1995.

NFL Acquisition: Selected in 8th round of the 1990 draft (208th overall) by Buffalo.

Games Played/Started: 80/39 [11/6] - BUFF 1990 (16/0) [1/0]; 1991 (16/2) [3/0]; 1992 (16/5) [4/3]; 1993 (16/16) [3/3]; 1994 (16/16)

1994 Season: The Redskins' first free agent signing of 1994 was a physical specimen of a linebacker whom they felt could be a first-time Pro Bowl player. The Redskins first free agent signing of 1995 was a physical specimen of a linebacker who they feel can be a first-time Pro Bowl player. The Skins were right in 1994 with Ken Harvey and hope they are right again with Marcus Patton, who started the Bills last 35 games at inside linebacker in Buffalo's 3-4 defense. "We hope Marcus can have the same type of impact," said head coach Norv Turner. "He's a very aggressive player. He does everything well. We'll find a place for him to play. Hopefully he can be on the field the entire game." In 1994, for the second straight season, Marcus was Buffalo's second leading tackler with 101 behind Darryl Talley. In his second season as a full-time starter, Patton helped the Bills improve from 21st in the NFL against the run in 1993 to eighth in 1994. He totaled a career high 14 tackles in Week 7 against Indianapolis as the Bills held fab rookie Marshall Faulk to just 64 yards on 26 carries. Patton intercepted a Dan Marino pass at the goal line in the fourth quarter to help preserve the Bills' 42-31 win over the Dolphins in week 13. He also picked off a Drew Bledsoe pass at New England in week 2 to stall a Patriots drive deep in Bills territory.

Pro Career: 1993: At the start of the season, Patton was moved from outside to inside linebacker, a position he had never before played, after the Bills lost veterans Carlton Bailey and Shane Conlan to free agency. He finished with 118 tackles in the regular season and 26 in the playoffs. He also came up big for the Bills in the turnover department with two interceptions, two forced fumbles, and three fumble recoveries. On October 3, Patton intercepted a Phil Simms pass, the first of his career, as the Bills beat the Giants, 17-13. He also had 13 tackles that day. **1992:** Marcus started five of the last eight regular season games and three of the Bills' four postseason games at left outside linebacker. He had seven solo tackles in the Bills' Super Bowl loss to Dallas. **1991:** Marcus made two starts and saw some time on third down situations. He made his first start on September 8 against Pittsburgh at left outside linebacker when the Bills went to an unusual 2-5 alignment. He also started the next week against the Jets. Marcus was credited with one tackle in the Bills' loss to the Skins in Super Bowl XXVI. **1990:** Patton was named to *Pro Football Weekly's* All-Rookie team. He was a key member of the Bills' kick coverage team which ranked first in the NFL. Marcus broke his lower leg on the opening kickoff of the Bills' first round playoff game against Miami.

CAREER STATISTICS

Year	Team	Tackles			Sacks	Interceptions				Fumble Recoveries
		Solos	Assists	Total		No	Yds	LG	TD	
1990	Buffalo	8	4	12	0.5	0	0	0	0	0
1991	Buffalo	9	1	10	0	0	0	0	0	0
1992	Buffalo	20	5	25	2	0	0	0	0	0
1993	Buffalo	76	42	118	1	2	0	0	0	3
1994	Buffalo	68	33	101	0	2	8	8	0	0
Totals		181	85	266	3.5	4	8	8	0	3

Playoff Statistics: Tackles (44) 1991 (1); 1992 (17); 1993 (26)

College, Personal: Marcus was recruited by Cal-State Fullerton and San Diego State, but after being accepted at UCLA he made the team as a walk-on. Redskins secondary coach Tom Hayes was the defensive coordinator at UCLA at the time. He became a full-time starter as a senior and led the team with 11 sacks. He was a Sporting News honorable mention all-America and a second team All-Pac 10 his final season. He was also a Pac-10 All-Academic honorable mention three times. New teammate James Washington was his fraternity brother at UCLA. Marcus played at Leuzinger High School in Lawndale, CA. He was born in Los Angeles. His full name is Marcus Raymond Patton. He received the name Marcus from his late father, Ray, a Los Angeles police officer killed in the line of duty when Marcus was nine. Marcus on his name: "My father liked Marcus, but he wanted me to be a little different, so he put the 'v' in there. I guess it worked, I'm the only Marcus I know." Marcus has a degree in political science and hopes to become a lawyer one day. Last year he was selected as having the NFL's third best physique by Muscle and Fitness Magazine. His body-fat count is 4%. His mother, Barbara, who played at 5-4, 130 pounds, in the National Football Women's League, once split another woman's helmet while making a tackle. She works for the government's General Services Administration and attends most of Marcus' games. Single, Marcus resides in West Hollywood, CA.



24 STANLEY RICHARD

S • 5th Yr. • 6-2 • 197 • Texas • 10/21/67

Up Close

• At Texas, he found an authentic five-pointed tin sheriff's star in an Austin store, bought it, and began wearing it around campus. On the field, he began "laying down the law" in the Longhorns' secondary and a nickname was born. He currently has a large collection of sheriff's badges, many of them sent to him by admirers.

CAREER HIGHLIGHTS

- In 1994, he intercepted four passes and returned them for a combined total of 224 yards, the second highest total in Chargers' history and second in the NFL last season behind Deion Sanders, who had 303 return yards on six interceptions.
- His 99-yard interception return for a touchdown the first week of the season at Denver was the NFL's longest in 1994 and matched the fourth longest in Chargers' history.
- Stanley missed only four starts (out of 69 games including playoffs) for the Chargers since joining them as their first round draft choice in 1991.
- Over the past four seasons, only one Charger- Junior Seau- has made more tackles.

How Acquired: Signed as an unrestricted free agent on March 11, 1995.

NFL Acquisition: Drafted in the 1st round of 1991 draft (9th overall) by San Diego.

Games Played/Started: 61/60 [5/5] - SD 1991 (15/14); 1992 (14/14) [2/2]; 1993

(16/16); 1994 (16/16) [3/3]

1994 Season: During his four years at San Diego, Stanley Richard went from an unproven rookie, thrown into the starting free safety spot three weeks after arriving in training camp, to a big play, hard-hitting defensive signal caller. The Chargers, meanwhile, went from 4-12 in 1991 to a 30-18 record during his last three years capped by a Super Bowl berth last year. "He's at that point in his career that he has the strong desire to stand up and be counted with the elite guys at his position," says Redskins defensive coordinator Ron Lynn, who was on the Chargers' staff during Richard's rookie season. In 1994, Stanley, who was selected as an alternate for the the Pro Bowl, specialized in the big play. He intercepted a team-high four passes and returned them for a combined total of 224 yards, the most return yards by a Charger defender in 33 years and 2nd most in team history. In the season opener, he intercepted a John Elway pass and returned it 99 yards for a touchdown in the Chargers' 37-34 win at Denver. It was the longest in the NFL in 1994 and fourth longest in Chargers' history. Two weeks later, Stanley picked off a Rick Mirer aerial at Seattle and returned it 73 yards for a score in San Diego's 24-10 win. That return was the 11th longest in team history. He also added an interception off Joe Montana in the Chargers' 14-13 win at Kansas City in week 10. His final interception came week 12 in a 31-17 win over the Rams. He returned that interception "only" 43 yards. He added six tackles from his free safety spot and five more on special teams in that game. Counting his 15 special teams tackles- 2nd most on the team - he finished with 94 total tackles- second on the Chargers behind all-pro Junior Seau.

Career: 1993: He started all 16 games at free safety for the Chargers and recorded his first two sacks: at Seattle on October 3 and at Kansas City on December 19. He played part of the season with a fractured ring finger on his right hand. His lone interception came in the Chargers' 31-0 win over the Colts on Monday night football. **1992:** Stanley led all Chargers' defensive backs and was second on the team with 79 tackles. He had three interceptions, all in Chargers' wins. He had a career-high 11 tackles in the Chargers' 27-21 win at Phoenix. He was out for weeks 14 and 15 with a hip flexor injury suffered in practice, but two weeks later he forced one fumble and recovered another in 17-0 playoff win over Kansas City on January 2. **1991:** Stanley was the ninth player selected in the college draft, but was a holdout and missed the first several weeks of training camp. He returned with three weeks to go before the season opener and was in the starting lineup at free safety for the season opener. He

CAREER STATISTICS

Year	Team	Tackles			Interceptions				Fumble
		Solos	Assists	Total	No	Yds	LG	TD	Rec./Forced
1991	SD	50	9	59	2	5	3	0	0/1
1992	SD	59	20	79	3	26	20	0	1/0
1993	SD	69	8	77	1	2	2	0	0/1
1994	SD	69	10	79	4	224	99t	2	0/2
Total		247	47	294	10	253	99t	2	1/4

Additional Statistics: Sacks: (2); Playoff statistics: Tackles 1992: (5); 1994: (10).

intercepted his first pass on September 29 off Kansas City's Steve DeBerg. It is the only interception out of his 10 career pickoffs that didn't come in a winning cause. Stanley suffered a shoulder injury on November 17 versus New Orleans and didn't play the following week. He returned as a starter for the final three games of the season and intercepted his second pass - this one thrown by Miami's Dan Marino in San Diego's 38-30 win on December 15.

College, Personal: Stanley was a consensus first team All-America as a senior free safety at Texas. He was also the Southwest Conference's Defensive Player of the Year. His 13 career interceptions are second in school history. He had a career-high 18 tackles in Texas' 14-13 win over Oklahoma in 1990. Stanley made nine starts as a junior and started every game as a sophomore. He also played in every game as a freshman in 1987 including five games at cornerback. Richard played in two games in 1986, but suffered a sprained ankle and received a medical redshirt for the remainder of the season. He was rated one of the top three safeties in the state of Texas as a senior at Hawkins High School, where he was also a National Honor Society student. He also excelled in track, winning the state intermediate hurdles title while finishing second in the high hurdles. He enjoys riding horses and his newest hobby is jet skiing. He is one semester shy of earning a degree in social work. His minor was in criminal justice. Single, he resides in San Diego.



39 TYRONE RUSH

RB • 2nd Yr. • 5-11 • 201 • North Alabama • 02/05/71

Up Close

• *Every time he touches the football, Tyrone says "God, here we go again." The first time he said that he was starting his first game as a sophomore in high school and ran back the opening kickoff 95 yards for a touchdown. Now he says it before each play.*

CAREER HIGHLIGHTS

- Tyrone returned three kicks for 45 yards (15.0 avg.), including a 25 yarder against the Giants in week 12 last season.

How Acquired: Signed as a free agent on April 28, 1994.

Games Played/Started: 5/0 - 1994 (5/0)

1994 Season: The first time Tyrone had ever been to an NFL football game was his own NFL debut against the Buffalo Bills on August 8. Eerily it was almost his last. On the third play of the second half, he and a defensive back collided head-on with their helmets. For 10 to 15 seconds, Tyrone felt nothing. He wanted to remain in the game, but as a precaution he was carried from the field on a stretcher. After a battery of tests, visits to two specialists, and the signing of a waiver by Tyrone acknowledging the Redskins informed him of the risks of playing, he was activated from the practice

squad for the week 4 contest against Atlanta at RFK. "He has a tremendous attitude," said head coach Norv Turner. "He works hard everyday. He has a great desire to be an NFL football player, and he has the ability. He's the kind of young player that you love seeing getting better and better." Tyrone played in five games, seeing duty on special teams. He recorded three special teams tackles, with two coming inside the 20-yard line. Tyrone also returned three kicks for 45 yards (15.0 avg.), including two returns vs. the Giants in week 12 for 25 and 12 yards. In week 5, he suffered a sprained medial collateral ligament in his right knee that sidelined him for the next two weeks. Although healthy by week 8, he was inactive until the week 12 contest against the Giants.

College, Personal: Tyrone was one of the nation's top Division II players during his prolific rushing career at North Alabama. He gained 4,377 career yards on 775 attempts and rushed for 35 career touchdowns leading the team in rushing all four years. A first-team Kodak, AP and Football Gazette all-America selection as a senior, Tyrone gained 1,442 yards on 221 carries and totaled 18 touchdowns leading North Alabama to the Division II national championship. He was named the Gulf South Conference Offensive Player of the Year as a junior and senior, and was a first-team selection as a sophomore, junior and senior. He finished his career as a runner-up for the Harlon Hill Trophy awarded to the NCAA Division II Player of the Year. A standout prep player at Neshoba Central High School in Philadelphia, Mississippi, Tyrone was an all-state choice in football and led the baseball team in batting. Regarding his medical condition, Tyrone has mild spinal stenosis, a narrowing of his spinal column that can cause the nerves to be aggravated more easily on impact. Despite the condition, doctors have told Tyrone that his risk of being permanently paralyzed playing football is no greater than anyone else's. One of seven children, Tyrone is single and resides in Reston, VA.



23 SEBASTIAN SAVAGE

S • 1st Yr. • 5-10 • 187 • North Carolina State • 02/16/71

Up Close

- *Sebastian earned all-Atlantic Coast Conference honors in two sports. He was a first-team selection on the all-ACC football team as a cornerback and an all-ACC choice on the track team as a member of the Wolfpack's 4X400 relay team.*

How Acquired: Signed as a free agent on September 6, 1994.


NFL Acquisition: Drafted in the 5th round of 1993 draft (139th overall) by Buffalo.

Games Played/Started: 1/0 - 1994 (1/0)

1994 Season: The third time was the charm for Sebastian who failed to make the Buffalo roster in 1993 and Denver's roster in 1994. Signed to the Redskins practice squad following his Broncos release, Sebastian was activated week 3 vs. the Giants. He saw action on special teams and recorded two tackles. Waived on Sept. 20, and re-

signed the next day, Sebastian was on the practice squad until week 16 when he was placed on the Redskins inactive list.

College, Personal: An all-ACC first-team selection as a senior at North Carolina State, Sebastian totaled 269 tackles and nine interceptions during his four-year Wolfpack career. As a junior, he was the ACC and *The Sporting News* National Defensive Player of the Week after returning an interception 99 yards (the longest play in the ACC in 1991) for a touchdown and picking off another pass near the goal line in a win over heated rival North Carolina. He finished his junior year second in the ACC with five interceptions. Sebastian was also a standout on the track lettering as a sophomore and senior. He earned all-ACC honors as a member of the school's 4X400 relay team. As a prep player at Union High School in Carlisle, South Carolina, he led the state in punt returns and was a member of the National Honor Society. He majored in mechanical engineering while at North Carolina State. Sebastian resides in Columbia, SC.



86 LESLIE SHEPHERD

WR • 2nd Yr. • 5-11 • 189 • Temple • 11/03/69

Up Close

- *Leslie grew up a die-hard Redskin fan while growing up in the Washington, D.C. metropolitan area in nearby Forestville, Maryland.*

CAREER HIGHLIGHTS

- Leslie caught his first NFL pass week 13 at Tampa Bay last season.

How Acquired: Signed as a free agent on September 4, 1994.

NFL Acquisition: Signed as a free agent by Tampa Bay in 1992.

Games Played/Started: 3/0 - 1994 (3/0)

1994 Season: The first time Redskins fans noticed Leslie came in preseason after he caught two passes for 74 yards, including a 54-yard touchdown pass. He was, however, wearing a Steelers uniform when he made that second quarter TD grab. That was on August 26th. On August 30th, Pittsburgh waived Leslie and on September 4th, he was wearing a Redskins uniform. "He has tremendous speed," said wide receivers coach Terry Robiskie. "But he's also a tough guy who will go get the ball. He's worked hard this offseason and has done everything that we've asked him to do to get ready for this season." Assigned to the Redskins practice squad, he was activated for the Redskins week 2 contest in New Orleans but did not play. Waived Sept. 16th, Leslie was re-signed the next day and remained on the practice squad until week 13 at Tampa Bay. Leslie caught his first NFL pass, an eight yarder from

Heath Shuler. Inactive the following week at Arizona, Leslie saw reserve duty the final two games of the year against Tampa Bay and the Rams.

College, Personal: Temple's top deep threat and receiver, Leslie led the Owls in receiving as a senior with 26 receptions for 436 yards (16.8 avg.) and four touchdowns. He completed his career with 45 catches for 629 yards (14.0 avg.) and five touchdowns. He also doubled as Temple's kick return specialist. Born in Washington, D.C., Leslie graduated from Forestville (MD) High School, where he earned all-state, all-county and all-metro honros. He was rated as the number one receiver in the nation by *Parade Magazine* following his senior year. He resides in Ashburn, VA.



5 HEATH SHULER

QB • 2nd Yr. • 6-2 • 221 • Tennessee • 12/31/71

Up Close

• Heath took the controls of a F-16 fighter plane this past spring. He was the invited guest of the Air Force at Andrews Air Force Base in Washington, D.C.

CAREER HIGHLIGHTS

- Heath set a Redskins rookie record averaging 190 yards per start breaking Norm Snead's mark of 167 yards per game set in 1961.
- His 4.6 interception percentage was the best mark ever by a Redskin rookie quarterback.
- In back-to-back games Heath threw for 278 yards at Tampa Bay and 286 yards at Arizona. Only one other active rookie QB has thrown for 275 or more yards in consecutive weeks: John Elway in 1983.
- Heath became only the second rookie in NFL history to throw two touchdown passes of 75 or more yards in the same game, joining Houston's Jacky Lee who did it with the Oilers on November 10, 1960 against Denver.
- Heath's 1,658 yards passing were the second most yards ever by a Redskins rookie QB trailing only Norm Snead who passed for 2,337 yards in 1961.
- He posted the third and fourth best rookie passing games in Redskins history with his 286 yards vs. the Cardinals and 278 vs. the Buccaneers.
- Heath's QB rating in December was an outstanding 84.4 which included six TDs, three interceptions, and 914 yards passing.
- His 10 touchdown passes were thrown to eight different receivers. Five of those 10 TD tosses were 40 yards-or-longer (81, 77, 52, 46 & 41).
- He became the first rookie QB to start for the Redskins since Norm Snead in 1961.

How Acquired: Selected in the first round of 1994 draft (3rd overall).

Games Played/Started: 11/8 - 1994 (11/8)

1994 Season: When the final seconds ticked off the clock on Christmas Eve at Anaheim Stadium the smile on Norv Turner's face wasn't just for the Redskins win, it was for the anticipation of things to come from his quarterback: Heath Shuler. Heath was 13 of 28 for 149 yards, and his one-yard scoring pass to James Jenkins produced the only points of the second half and provided the margin of victory. Over the final month of the regular season, no other quarterback in the rugged NFC East threw more touchdown passes or had more passing yards than Heath. In addition, his 914 yards and six touchdowns were tops and fourth best among NFC quarterbacks. "I think the progress that Heath made from the beginning of the season to the end was the most encouraging," said Head Coach Norv Turner. "He's obviously a very gifted athlete, but he also is a worker. He practices hard, he studies hard and those are attributes of all great quarterbacks. Now that he has a year under his belt, he'll be more comfortable with what we're doing and when a quarterback feels comfortable you'll see even greater improvement and even better results. I'm excited, as I'm sure Heath is about the upcoming season." It was the month of December that gave Turner, and Heath's Redskin teammates a preview of what to expect. In week 13 at Tampa Bay, he started his fifth game of the year and established career highs with 278 yards passing and 13 completions. He also threw two touchdown passes of 81 and 77 yards and became the first Redskins quarterback since Sonny Jurgensen in 1964 to throw two TDs of more than 75 yards in one game. The following week against the then number one ranked defense in the NFL, Heath completed 16 of 27 passes for 286 yards and one touchdown against the Cardinals. He also had a 52-yard TD toss to Henry Ellard and had seven completions over 20 yards. In the rematch against the Buccaneers in week 15, Heath completed 17 of 35 for 201 yards and two touchdowns without an interception. Then came the season finale when he led the Redskins to his first career win. While Heath ended the year on a high note, his season opened with a 13-day training camp holdout. He made his professional debut at 5:59 of the second quarter in the season opener against Seattle and played two series before halftime and one series in the fourth quarter finishing three of eight for 14 yards. He also took over at quarterback in the fourth quarter of week 4 vs. Atlanta and directed the Skins on a 50-yard touchdown drive. His first NFL start came the following week against the defending Super Bowl Champion Dallas Cowboys at RFK Stadium. He finished 11 of 30 for 96 yards, one TD and one interception. The following week at Philadelphia he hooked up with fellow rookie Tydus Winans for two scoring strikes of 41 and 27 yards. His season low came the next week against the Cardinals throwing five interceptions and suffering a sprained ankle that sidelined him for the next three weeks. He saw action in week 11 at Dallas before resuming the starting QB spot week 12 against the Giants.


College Career: 1993: The Redskins used the third pick in the draft to take Heisman Trophy runner-up Heath Shuler from Tennessee. It was the Skins earliest pick in the draft since 1964 (when they took eventual Hall of Famer Charley Taylor in the first round) and Shuler's selection ended a 33-year stretch in which Washington did not take a quarterback in the first round, the longest such streak in NFL history. In just two seasons as a starter, Shuler left Tennessee third on the school's all-time passing list with 4,088 yards and fourth on the Volunteers' all-time total offense chart (4471). Shuler tied or broke six UT records including most touchdown passes in a game (five vs. Florida in 1993), season (25 in 1993) and career (36). In 1993, he was a consensus second-team all-

STAPLES®

The Office Superstore



**Proud Sponsor
of the
Washington
Redskins**



Turning It Around In 1994

	Att	Cmp	Pct	Yds	Yds/Att	Td	Int	Rating
Shuler's first 6 games/4 starts	150	61	.407	744	4.96	4	9	40.3
Shuler last 4 games/4 starts	115	59	.513	914	7.94	6	3	84.4

America and a first-team all-Southeast Conference. He was also named the SEC's Offensive Player of the Year and was honored by The Touchdown Club of Washington last January as the NCAA Back of the Year. Heath threw 17 touchdown passes the first five weeks of the '93 season. He capped that stretch on October 2 against Duke by completing 16 of 18 passes, for a school record 88.9%. **1992:** He started all 12 games leading the Volunteers to a 9-3 record and a 38-23 win over Boston College in the Hall of Fame Bowl. He passed for two scores that game and ran for a pair before being named the game's MVP. His 11 rushing touchdowns during the season were a school record for a quarterback. He finished third in the Southeastern Conference with 1,998 yards total offense and his 58.0 completion percentage was second in the conference, 17th in the nation. In his first collegiate start, he completed eight of nine passes for 130 yards and two touchdowns against Southwestern Louisiana. In his second start, he led Tennessee on a 14-play, 80-yard drive in the final six minutes to lead the Vols to a 34-31 upset win at Georgia. He threw for 152 yards that game and rushed for a career-high 81. In week eight against South Carolina he combined for 359 yards total offense with 63 yards rushing and 296 yards passing. **1991:** Heath played in 6 games as a freshman, but didn't start.

Personal: His full name is Joseph Heath Shuler. Heath came about because his mother liked Lee Majors' character in the television show "Big Valley". His younger brother Benjie was a freshman receiver at Tennessee last fall. Heath was born and raised in Bryson City, NC, a town of 1,200 located in the western part of the state. As a fifth grader, his father challenged him to give up something he loved to test his mental discipline. They chose soft drinks and his father told him if he could go 25 years without one, he would give him \$1,000. Heath hasn't had one since. Heath led Swain County High School to a 40-5 record and three state championships. As a senior he was named first team All-America by Parade Magazine and USA Today. Heath was also chosen 1-A state player of the year as a junior and senior and was first team All-State defensive back as a two-year starter at safety. During his career he completed 389 of 695 passes for 7,684 yards and 74 touchdowns. He also rushed for 2,530 yards and 30 touchdowns. As a senior he hit on 190 of 332 passes for 3,626 yards and 42 touchdowns. Heath also high-jumped 6-9 in high school winning the state championship. He batted .390 as a starting catcher on the baseball team at Swain County and played center on the basketball team. His uniform number 5 for the Redskins has been worn by only three others in club history: K Curt Knight (1969-73), P Jeff Hayes (1982-85) and QB Gary Hogeboom (1992). Heath chose to wear number 5, his peeewee football number because of baseball hero George Brett, and his grandmother's preference for the number since its meaning is grace in Biblical doctrine. He was a marketing major at Tennessee and carried a 3.88 grade point average in his last semester. As a college student, Heath was a hero to dozens of young members of the Boys and Girls Clubs of Greater Knoxville. During the summer of 1992, Shuler was one of a select group of Tennessee athletes chosen to serve as mentors, teachers, and role models to members of the Boys and Girls Clubs of Greater Knoxville. The summer reading program encouraged reading for all age groups as the athletes would read and have the older kids in the group read to them. Heath is also an active participant in the Redskins GamePlan program reaching out to area school children encouraging academic achievement, and staying away from alcohol and drugs. Single, Heath resides in Ashburn, VA.

CAREER STATISTICS

Year	Att	Comp	Yds	Passing			Int	LG	Rating	Rushing		
				Pct	TD					No	Yds	TD
1994	265	130	1,658	45.3	10	12	81t	59.6	26	103	0	

SINGLE-GAME HIGHS

Yards			Attempts		
286	at Arizona	12/11/94	35	vs Tampa Bay	12/18/94
278	at Tampa Bay	12/04/94	32	vs Arizona	10/16/94
201	vs Tampa Bay	12/18/94	30	vs Dallas	10/02/94
Completions			Touchdowns		
17	vs Tampa Bay	12/18/94	2	at Philadelphia	10/09/94
16	at Arizona	12/11/94	2	at Tampa Bay	12/04/94
13	at Tampa Bay	12/04/94	2	vs Tampa Bay	12/18/94
13	at Rams	12/24/94			
Longest					
81t	at Tampa Bay	12/04/94	46t	vs Arizona	10/16/94
77t	at Tampa Bay	12/04/94	41t	at Philadelphia	10/09/94
52t	at Arizona	12/11/94			

GAME-BY-GAME

1994								
Date	Opponent	Att	Comp	Yds	TD	Int	LG	Sack
9/04	Seattle	8	3	14	0	0	8	0/0
9/11	@ New Orleans			DNP				
9/18	@ NY Giants			DNP				
9/25	Atlanta	16	10	93	0	1	24	0/0
10/02	Dallas	30	11	96	1	1	19	2/14
10/09	@ Philadelphia	27	10	186	2	1	41t	2/15
10/16	Arizona	32	11	158	1	5	46t	1/9
10/23	@ Indianapolis			Inactive				
10/30	Philadelphia			Inactive				
11/06	San Francisco			Inactive				
11/20	@ Dallas	9	5	32	0	0	12	0/0
11/27	NY Giants	28	11	165	0	1	27	1/4
12/04	@ Tampa Bay	25	13	278	2	1	81t	3/20
12/11	@ Arizona	27	16	286	1	1	52t	1/3
12/18	Tampa Bay	35	17	201	2	0	30	1/7
12/24	@ LA Rams	28	13	149	1	1	39	1/11



76 ED SIMMONS

T • 9th Yr. • 6-5 • 325 • E. Washington • 12/31/63

Up Close

• *Eastern Washington offered Ed a football scholarship without seeing him play. The high school game film was of such poor quality the Eastern Washington coaches couldn't pick Ed out. Instead they sent an assistant coach to see Ed play in a basketball game.*

CAREER HIGHLIGHTS

- Has started 64 games (60 at right tackle, 3 at left tackle, 1 at left guard).

How Acquired: Selected in 6th round of 1987 draft (164th overall).

Games Played/Started: 102/64 [5/2] - 1987 (6/3); 1988 (16/0); 1989 (16/8); 1990 (13/11); 1991 (6/2) [3/0]; 1992 (16/11) [2/2]; 1993 (13/13); 1994 (16/16)

1994 Season: For the first time since 1989, Ed enjoyed a full season without an injury, or rehabilitating a previous injury. He started all 16 games and played in 942 of a possible 1,016 offensive snaps. "Ed probably had the finest year of his career," said offensive line coach Jim Hanifan. "Ed gets overlooked a lot of times, but he has great size, excellent footwork for such a big man, and he has great desire. He and Tré Johnson will be one heckuva right side for us this season." Ed was one of three offensive linemen to start all 16 games and didn't miss a snap in nine games.

Pro Career: 1993: In week 7, on the Redskins second offensive series against Buffalo on Monday Night, Ed went down with a sprained right knee that kept him out of action for the next three games. He returned for the week 11 contest against the Eagles and remained in the lineup until week 13 vs. the Jets when he had to leave after re-injuring the knee. Ed returned the following week and went the rest of the way without injury. **1992:** Although he began the season as a backup at right tackle, once his knee (reconstructive surgery in the offseason) was fully sound, Ed was inserted into the starting lineup at right tackle in week 5 vs. Denver where, except for a week 10 start at left tackle at Kansas City, he remained a fixture the entire year.

1991: A promising start became grounded when Ed sprained his right knee vs. the Cowboys in week two. He was placed on IR on Sept. 11 and missed the next eight games. Ed did return for the week 11 contest at Pittsburgh and saw action in all three playoff games. **1990:** After 17 straight weeks as the starter at right tackle (final eight games of 1989 and the first nine games of 1990), Ed was on the brink of becoming one of the top young tackles in the league. Only a season-ending knee injury in week 13 against the Bears temporarily halted that progress. **1989:** Given an extended starting role for the first time in his career, Ed truly did the job. He filled in for the injured Jim Lachey (weeks 9 and 10) and Joe Jacoby (weeks 11-16) at left and right tackle. **1988:** Ed served as a quality backup to Lachey and Jacoby at both tackle spots, but saw primary action in all 16 games as a member of the special teams. **1987:** Ed made 3 starts (his debut came against Philadelphia's Reggie White) at different spots along the line in his rookie year, but a knee injury against Detroit in week 9, and

subsequent arthroscopy, sidelined him for the remainder of the season.

College, Personal: Ed was a starter at Eastern Washington for four years and did not miss a play his final two seasons. He was named to the Kodak all-America team his senior season. His first two college seasons were hampered by nagging knee injuries. Despite his size, Ed already had demonstrated his athletic ability at Nathan Hale High School in Seattle by lettering twice each in football, basketball and soccer. He averaged 14.1 points with 13 rebounds in basketball, and it was on the court where Eastern Washington got their only look of Ed. He was offered a football scholarship to Eastern Washington although the coaching staff had never seen him play. The film the coaches received after Ed's senior year was too grainy to make out individuals, so an EWU assistant traveled to see him play in a high school basketball game. Ed enjoys bowling as an offseason pastime and once bowled eight consecutive strikes. He also plays video games to unwind. He was born in French Camp, CA. Ed and his wife, Marci, have two daughters, Cheyanne, 5, and Olivia, 3, and they reside in Great Falls, VA.



34 CEDRIC SMITH

FB • 4th Yr. • 5-10 • 237 • Florida • 05/27/68

Up Close

• *Cedric, who has a degree in rehabilitative counseling, worked in a mental hospital in Gainesville, FL while waiting for another opportunity in the NFL. His job was to provide one-on-one counseling, or to control patients if they got "overly stimulated."*

CAREER HIGHLIGHTS

- Cedric scored his first NFL TD against the Saints last season on a 1-yard pass reception.
- He was given a game ball following the Redskins win over the Colts.

How Acquired: Signed as a free agent on April 8, 1994.

NFL Acquisition: Selected in the 5th round of 1990 draft (131st overall) by Minnesota.

Games Played/Started: 35/9 - MINN 1990 (15/1); NO 1991 (6/0); WASH 1994 (14/8)

1994 Season: Immediately following the Redskins win over the Indianapolis Colts, Norv Turner stood in the middle of the locker room holding the game ball aloft ready to present it to the player of the game. In his first pro start Gus Frerotte had thrown two TD passes. Wide receiver Henry Ellard had caught six passes for 108 yards. Running back Ricky Ervins had gained 90 yards and two scores. Turner tossed the ball to Cedric Smith. He had gained five yards on one carry and caught one pass for six yards. Though he had just one carry, he helped the Redskins gain 100 yards while taking on Colts linebackers 32 times. "He was outstanding that game," said Turner.

"Cedric did a good job for us last year. He's a blue collar kind of guy who you can depend on. He's a physical blocker and that's what you need in a fullback." Cedric almost didn't get a chance to earn that game ball against the Colts. Waived at the end of training camp, but re-signed the next day, Cedric saw back-up duty the first three weeks of the season. He even caught a one-yard TD pass against the Saints, but he was released the following week. Two days after the Cowboys game in week 5, Cedric was brought back and he got his first start three weeks later against the Colts. Cedric's other highlights included a career-high 28-yard pass reception week 9 vs. the Eagles and a career-high 24 yards rushing against the Rams in week 16. He also caught a season-best three passes vs. the Rams.

Pro Career: 1993: Cedric's opportunity at making an NFL roster ended when the Dolphins waived him in training camp and he sat out the remainder of the year. **1992:** Cedric was a member of the New Orleans Saints training camp but was waived on the final roster cutdown. **1991:** Cedric was signed by the Saints after being waived by the Vikings in training camp. Signed by New Orleans on November 6, he was waived November 9 and resigned on the 11th. He played in six games and recorded a pair of special teams tackles. **1990:** Cedric was a fifth round draft choice (131st overall) by the Vikings and played in 15 games with one start against the Packers.

College, Personal: A four-year letterwinner and three-year starter at Florida, Cedric cleared the way for running back Emmitt Smith in the Gators backfield. He finished his collegiate career with 389 rushing yards and four touchdowns on just 102 carries. An excellent student, he was named to the Southeastern Conference all-Academic team during each of his final three years. He holds a bachelor of science degree in rehabilitative counseling. A prep standout at Enterprise (AL) High School, he was an all-county and a second-team all-state selection at fullback as a senior. He and his wife, Nicole, have a son, and reside in Centreville, VA.

CAREER STATISTICS

Year	Team	Rushing					Receiving				
		No	Yds	Avg	LG	TD	No	Yds	Avg	LG	TD
1990	Minn.	9	19	2.1	0	0	0	0	0	0	0
1991	NO	0	0	0.0	0	0	0	0	0	0	0
1994	Wash.	10	48	4.8	13	0	15	118	7.9	28	1
Totals		19	67	3.5	13	0	15	118	7.9	28	0

Additional Statistics: Kickoff Returns: 1990 (1/16/16.0/0)

Redskins and Eagles

Since 1987, the Redskins and Eagles have played it close. Not only have 13 of the previous 16 games been decided by a touchdown or less, 11 of those games have been decided by six points or less. The last six games have been decided by a total of 22 points, while the last five games have been decided in the final minute of play with the Eagles coming out on top each time.



61 VERNICE SMITH

G • 7th Yr. • 6-3 • 298 • Florida A&M • 06/15/66

Up Close

• Vernice is the owner of a Cobblestone Shoe Repair franchise in Alpharetta, GA, near his home in Duluth. He's even thinking about opening a car wash.

CAREER HIGHLIGHTS

- Vernice has started 12 games during his NFL career with three different teams: the Cardinals, Bears and Redskins.

How Acquired: Signed as a free agent on November 9, 1994.

NFL Acquisition: Signed as a free agent in 1987 by Miami.

Games Played/Started: 48/12 - CARDS 1990 (15/1); 1991 (14/7); 1992 (12/2); CHI 1993 (5/5); WASH 1993 (8/3); 1994 (3/0)


1994 Season: For 12 of the 16 weeks during the regular season, Vernice would show up for work on Sundays, put on a grey t-shirt and shorts and get a workout in before most of the team had arrived for the game. He would also be showered and dressed before most of the team had arrived. Inactive for 12 games, Vernice saw action in only three games (did not play in week 7 against the Cardinals) last season. "Vernice did an excellent job for us last year," said offensive line coach Jim Hanifan. "He has a great attitude. He prepared himself every week to play. He's quick, explosive and smart. He's a very valuable backup for us, a guy every team is lucky to have." He only saw action in week 1, and the final two games of the season.

Pro Career: 1993: Vernice began the season with the Bears after signing with Chicago as a restricted free agent from the Cardinals. He started the first five games of the season before being released. After signing with the Redskins he was immediately pressed into service playing nearly the entire game week 9 against the Giants when Mark Schlereth was forced to the sidelines with an illness. He started the following week against the Eagles and also earned a start week 15 at Dallas.

1992: Vernice started the first two games of the season for the Cardinals before seeing action in 10 other games as a reserve guard. **1991:** He played in 14 games with eight starting roles at left guard after Joe Wolf suffered a shoulder injury. He saw his first real playing time in the second half against the Redskins at RFK. Vernice started his first NFL game at left guard against New England. An Achilles injury, however, put Vernice on the inactive squad, and he missed the next two games. He regained his starting guard spot at Dallas and remained a starter for the rest of the season. **1990:** After spending the previous year on the Cardinals practice squad, Vernice convinced the Cards coaching staff that he could play in the NFL and saw action in 11 games. **1989:** Vernice's season began in the Browns' training camp where he was waived during the final roster cutdown. He was signed by the Cardinals and spent the entire

year on the practice squad. **1988:** Vernice spent his his summer with the Dallas Cowboys but was released during the final roster cuts. **1987:** Signed as a free agent rookie by Miami, Vernice impressed the Dolphins coaching staff throughout training camp but was released during the final roster cutdowns.

College, Personal: A three-year starter for the Rattlers of Florida A&M, he played every position on the offensive line during his college playing career. A native Floridian, Vernice has been very active in charitable events as a player in Phoenix and Washington going to local elementary schools as part of the Redskins Game Plan program. Vernice played prep football at Oak Ridge High School in Orlando, FL. He and his wife, Era, have a daughter, Alexandria, 3, and reside in Duluth, GA.



99 ROD STEPHENS

LB • 7th Yr. • 6-1 • 237 • Georgia Tech • 06/14/66

Up Close

• **Rod's full name is Rodrequis La'Vant Stephens. He was named after his father's roommate in the Navy.**

CAREER HIGHLIGHTS

- Rod has been Seattle's leading tackler over the past two seasons with 233 stops.
- His team-high 129 tackles in 1994 were the most by a Seahawk in 13 years (Michael Jackson in 1981).
- Rod tied an NFL record when he recorded two safeties in 1993. He also added the only touchdown of his career that season when he recovered a fumble in the endzone at Cincinnati for the go-ahead score in Seattle's 19-10 win.
- Rod became the Seahawks' starting middle linebacker in the 12th week of the 1992 season and started 34 of 37 games since.

How Acquired: Signed as an unrestricted free agent on March 8, 1995.

NFL Acquisition: Signed as an undrafted free agent by Seattle on April 26, 1989.

Games Played/Started: 75/34 - SEA 1989 (10/0); 1990 (4/0); 1991 (16/0); 1992 (16/5); 1993 (13/13); 1994 (16/16)

1994 Season: After being cut three times by two teams and left unprotected from Plan B free agency twice during the first three years of his career, Rod reached new heights last season as he led Seattle with 129 tackles, most by a Seahawk since Michael Jackson had 141 in 1981. "He is a rags to riches story," said Rusty Tillman, a former overachieving linebacker with the Redskins in the George Allen era and Stephens' linebacker coach at Seattle. "Rod started at the bottom and kept beating people out that were ahead of him. He developed into one of our team leaders. I'm really proud of the kid. He was in the same position I was in when I came up with the

Redskins but he's taken it to another level." Stephens also led the team with three forced fumbles and recovered two more. He started all 16 games at middle linebacker for the Seahawks including their season-opening 28-7 win over the Redskins in which he was credited with a team-high 5 tackles. Rod had a career-high 16 tackles, including 14 solo, against Cincinnati in Week 9.

Pro Career: 1993: Rod opened the season as the Seahawks starting middle linebacker and started all but three games when injuries forced him out. He missed weeks 9-10 with a dislocated elbow and week 14 with an ankle injury, but still finished as the team's third leading tackler and scored 10 points, the most by a Seattle defender in eight seasons. He forced and recovered a fumble in the endzone against Cincinnati with 4:38 to play giving Seahawks the go-ahead touchdown in a 19-10 win. He was also credited with two safeties that season, tying an NFL record. He accounted for half of Seattle's total of four, which equaled the league record. Rod returned from the aforementioned elbow injury to collect 13 tackles and a safety against Denver in Week 11. **1992:** Stephens started the final five games of the season when regular David Wyman went down with an injury. **1991:** Rod played in 16 games on special teams and as a short yardage linebacker. He finished with a team highs 12 special teams tackles including four inside the 20 on kickoff coverage. **1990:** Rod signed as a Plan B free agent on April 1 and was waived on August 23. He was planning to go to work as a baggage handler at Hartsfield Airport in Atlanta in 1990 when the Seahawks called and signed him on December 5 after losing linebacker Rufus Porter to an injury. Rod played in the last four games on special teams. **1989:** Stephens alternated much of the season between Seattle's active roster and the developmental squad.

College, Personal: Rod was a four-year letterman at Georgia Tech where he played under Bobby Ross his last two years ('87-'88). He redshirted in 1985. Rod was second on the team in tackles in 1988 with 86. He earned a degree in textile engineering at Tech. He lettered in track, football and basketball at North Fulton High School in Atlanta, Georgia. Rod enjoys bowling, shooting pool, listening to light jazz, and is a big boxing fan. Rod and his wife, Kim, were married 5-1/2 weeks before the start of the 1995 training camp - June 10 in Atlanta, GA.

CAREER STATISTICS

Year	Team	Tackles			Sacks	Interceptions				Fumble Rec./Forc.
		Solos	Assists	Total		No	Yds	LG	TD	
1989	Seattle	10	0	10	0	0	0	0	0	0/0
1990	Seattle	1	1	2	0	0	0	0	0	0/0
1991	Seattle	14	2	16	0	0	0	0	0	1/1
1992	Seattle	49	16	65	0	0	0	0	0	0/2
1993	Seattle	75	30	105	0	0	0	0	0	1/2
1994	Seattle	95	34	129	0	0	0	0	0	2/3
Total		244	83	327	0	0	0	0	0	4/8

Additional Statistics: Touchdowns (1), recovered fumble in endzone vs. Bengals, 9/26/83; Safeties (2), vs. Broncos, 11/28/93 and at Raiders, 12/12/93.



27 KEITH TAYLOR

S • 7th Yr. • 5-11 • 212 • Illinois • 12/21/64



Up Close

• *Keith would rattle off to his wife, Kim, what the players were doing in practice or in meetings at a particular time. On Sunday's he would tell her when the players were getting to the Stadium, getting dressed and going to warm-ups. Finally, she told him it was an annoying habit and to stop.*

CAREER HIGHLIGHTS

- Keith had never missed a game in his NFL career, playing in 84 straight since he was signed late in the 1988 season by Indianapolis, until his injury last season.
- Although he didn't start a game in 1989, Keith intercepted a team-leading seven passes and returned them for an NFL-high 225 yards, currently the 14th best total in league history.
- On October 22, 1989, he intercepted 2 Boomer Esiason passes and forced a fumble to earn AFC Defensive Player of the Week for the Colts.

How Acquired: Signed as an unrestricted free agent on May 6, 1994.

NFL Acquisition: Selected in the 5th round of 1988 draft (134th overall) by New Orleans.

Games Played/Started: (84/45) [1/1]- IND 1988 (3/0); 1989 (16/0); 1990 (16/16); 1991 (16/10); NO 1992 (16/4) [1/1]; 1993 (16/14); WASH (1/1)

1994 Season: When Keith limped off the RFK Stadium turf in the second quarter of the season opener against Seattle, he thought he had been kicked in the back of his right ankle. Nothing serious. In the locker room, he found out that the "kick" he felt in the back of his right ankle was actually a ruptured right Achilles tendon. His season was over. Period. Ahead of him were endless hours of rehabilitation on the treadmill in the weight room and in the training room. "He has done a remarkable job," said trainer Bubba Tyer. "We had hoped he would be ready for training camp, but he was ready for mini-camp. He put in a tremendous amount of work. What he went through was painful, but he was here every day getting ready for this season. He deserves to have a good season."

Pro Career: 1993: In his last season in New Orleans, Keith's 82 tackles were fourth on the team. He intercepted two passes including one from Pittsburgh's Neil O'Donnell on October 17, snapping the quarterback's string of 109 passes without an interception. He also picked off a Steve Young pass in the Saints' 16-13 win over San Francisco. **1992:** Taylor was signed by the Saints as a free agent in April and began the season as a back-up. He ended up starting four games for the Saints at strong safety following a season-ending injury to Brett Maxie in week 10. His first start was November 23 against the Redskins, a 20-3 Saints' win. He had interceptions in back-to-back starts: December 3 against Atlanta's Wade Wilson and December 13 against

CAREER STATISTICS

Year	Team	Tackles			Interceptions				Fumble Recoveries
		Solos	Assists	Total	No	Yds	LG	TD	
1988	Ind.	4	0	4	0	0	0	0	0
1989	Ind.	22	14	36	7	225	80t	1	0
1990	Ind.	78	32	110	2	51	40	0	1
1991	Ind.	35	21	56	0	-2	-2	0	1
1992	NO	20	3	23	2	20	20	0	0
1993	NO	55	28	83	2	32	30	0	1
1994	Wash.	1	2	3	0	0	0	0	0
Totals		215	100	315	13	326	80t	1	3

Additional Statistics: Blocked Kick (1, PAT, 1990); Playoff Tackles (2/0/2)

the Rams' Jim Everett. He also started the Saints playoff game against the Eagles. **1991:** A 16-game starter at strong safety in 1990, he started 10 games at free safety in 1991 in place of injured Mike Pryor. The Colts defense was fifth in the NFL against the pass. **1990:** Keith intercepted 2 passes in 1990, both in Colts victories including one off Mark Rypien in Indianapolis' 35-28 win over the Redskins on December 22. He also intercepted Steve DeBerg in a win over the Chiefs on October 7. In a November 18 win over the Jets, he registered a career-high 11 tackles. **1989:** He played on special teams and nickel situations for the Colts, but still intercepted seven passes, tied for third in the NFL. His 225 return yards set a Colts' record (for more see above under "Career Highlights"). Keith had an 80-yard interception return in a 37-14 win over Buffalo on October 8, one of two pickoffs he had that game. On December 10, he intercepted a Bernie Kosar pass and returned it 77 yards to set up a late touchdown in the Colts' eventual 23-17 overtime win over Cleveland. **1988:** A fifth round pick of the Saints, he was waived on August 29. He signed with the Colts on November 30 and was activated the final month of the season.

College, Personal: Keith's college career was marred by injuries suffered off the field. He sat out all of 1984 with a broken neck suffered in a car accident on the Pennsylvania Turnpike when he fell asleep at the wheel on his way to school for the fall semester. He then missed most of 1985 when a state of Illinois maintenance truck backed over him while he was working as a flagman on a summer road construction crew breaking his left arm, crushing his foot and ripping skin off his ankle, as well as, receiving burns on his back. He was dubbed, "Schlep-rock," after the lovable klutz on the Fred Flintstone cartoons by his Illini teammates. A cornerback, Keith was honorable mention all-Big Ten as a senior and played in the Blue-Gray game. Keith was born in Camden, New Jersey and like his brother, John, played on state championship teams at Pennsauken High School, the same school that produced NFL players David Greggs (killed this past offseason) and Todd McNair of the Chiefs and former 49ers standout Dwight Hicks. Keith's teams are 1-5 against his brother's 49ers teams. His lone win came in 1993 when the Saints beat the the 49ers in week 4. Keith helped in the win with an interception. Keith and his wife, Kim, have two sons, Kerry, 6, and Kendyl, 1. They reside in Sterling, VA.



84 OLANDA TRUITT

WR • 3rd Yr. • 6-0 • 186 • Mississippi State • 01/04/71

Up Close

• *A fitness management major at Mississippi State University, Olanda is a member of the Southeastern Consortium for Minorities in Engineering.*

CAREER HIGHLIGHTS

- Olanda's first NFL TD was a 77 yarder from Heath Shuler vs Tampa Bay in week 13 last season.

How Acquired: Signed as a free agent on August 30, 1994.

NFL Acquisition: Selected in the 5th round of 1993 draft (125th overall) by the Raiders.

Games Played/Started: 17/0 - MINN 1993 (8/0); WASH 1994 (9/0)

1994 Season: With :28 seconds remaining in the first half against the Tampa Bay Buccaneers in Tampa, Olanda completed his 77-yard touchdown reception from Heath Shuler that gave the Redskins a 21-17 halftime margin. It was only one of 974 offensive snaps for the Redskins in 1994, but it showcased Olanda's big-play capabilities. "He has great speed," said wide receivers coach Terry Robiskie who got a first hand look at Olanda during the 1993 training camp with the Raiders. "He still needs more experience running routes, but he has the speed and good hands to play in this league." Released by Minnesota at the end of training camp, Olanda was immediately snatched up the Redskins. Olanda came up with his first reception as a Redskin in week 11 at Dallas catching a 12 yarder in the fourth quarter. Two weeks later against the Bucs in Tampa Bay, he snared his 77-yard touchdown.

Pro Career: 1993: Drafted by the Raiders in the fifth round, Olanda was claimed off waivers by Minnesota on August 31. He was inactive for the first three games of the season before making his NFL debut against San Francisco. He caught his first NFL pass, a 13-yarder vs. New Orleans. He was chosen with the highest choice used on a Mississippi State wide receiver since 1983, when Glen Young was taken by Philadelphia in the third round.

College, Personal: A starter in 23 games in three seasons, Olanda caught 86 passes for 1,533 yards (17.8 avg.) during his collegiate career. He only played one season at Mississippi State sitting out the 1991 season after transferring from Pittsburgh. He still stands ninth on the Panthers all-time receiving yardage list despite playing only two seasons. As a sophomore at Pitt, he averaged 18.3 yards per grab while making a team-high 49 catches, which at the time were the fourth most in a season in school history. A starter in five games as a freshman, he caught four passes for 124 yards (31.0 avg.), including a 59-yard reception to set up a TD to help Pitt to its first bowl win since 1982. Born in Bessemer, AL, Olanda earned all-state honors at A.H. Parker

High School in Birmingham, AL., where he caught 31 passes for 671 yards (21.7 avg.) and 10 touchdowns as a senior. He also earned four letters in basketball and competed in the finals of the state track meet in the long jump, high jump, 4x100-meter and 4x400-meter relays. Olanda was on the honor roll in high school. Single, he resides in Bessemer, AL.

CAREER STATISTICS

Year	Team	No	Yds	Receiving			Special Teams
				Avg	LG	TD	Tackles
1993	Minn.	4	40	10.0	13	0	2
1994	Wash.	2	89	44.5	77t	1	0
Totals		6	129	21.5	77t	1	2



91 MATT VANDERBEEK

LB • 6th Yr. • 6-3 • 243 • Michigan State • 08/16/67

Up Close

• *In April, Matt fulfilled a life-long desire: he went skydiving. Matt and three friends jumped out of a plane at 11,000 feet over Cincinnati, Ohio. He doesn't plan to do it again.*

CAREER HIGHLIGHTS

- Matt has been credited with 56 special teams tackles over the past three seasons.
- He has made eight NFL starts, all with the Colts: four at left inside linebacker and four at right inside linebacker. Seven of those starts came in 1990 when he made the Colts as an undrafted rookie.
- The top game of his career came at Philadelphia on September 30, 1990 when he was credited with 9 tackles for the Colts.

How Acquired: Signed as an unrestricted free agent on March 28, 1995.

NFL Acquisition: Signed as an undrafted free agent by the Indianapolis Colts on April 30, 1990.

1995 Unrestricted Free Agents

Here's the list of unrestricted free agent veterans added to the 1995 Washington Redskins roster: Marcus Patton (Bills), James Washington (Cowboys), Stanley Richard (Chargers), Scott Galbraith (Cowboys), Rod Stephens (Seahawks), Marc Logan (49ers), Darrick Brownlow (Cowboys) and Matt Vanderbeek (Cowboys). The Redskins also added veteran free agent Terry Allen (Vikings). This group has played in a combined 10 Super Bowls.

Games Played/Started: 64/8 [5/0] - IND 1990 (16/7) (0/0);1991 (5/1); 1992 (15/0); DAL 1993 (16/0) [3/0]; 1994 (12/0) [2/0]

1994 Season: Matt missed four games due to a pulled right hamstring and sprained left ankle, but it didn't stop him from furthering his reputation as one of the premier special teams players in the NFL. "He just dominates people with his strength and all-out play," says Redskins special teams coach Pete Rodriguez. "You just don't block him." Matt finished with 16 special teams tackles and added a team-high four in postseason, all against Green Bay on January 8. He earned a game ball for his special teams play at Arizona on October 23 despite playing most of the game on a sprained ankle. Vanderbeek also played inside linebacker in short yardage and goal line situations.

Pro Career, 1993: After being waived by the Colts on August 30, he signed with Dallas the next day, seven days before the season opener with the Redskins. He downed a punt on the Redskins four-yard line in that game. For the season he finished second on the Cowboys with 22 special teams tackles and in three postseason games he recorded a team-high 7 special team stops. In the second Redskins game that season, Vanderbeek led Dallas with three special teams tackles as the Cowboys held Brian Mitchell and Desmond Howard to a 17.7 yard average for six kickoffs. **1992:** The Colts' leader in special teams tackles with 18, Vanderbeek saw action in the final 15 games of the season. **1991:** Vanderbeek signed as a Plan B free agent with the Vikings on March 18, but suffered a hand injury during training camp and was placed on injured reserve August 27. He remained on the Vikings' injured reserve until his release on October 8. He re-signed with the Colts on October 23 and saw action in five games, including a start at left inside linebacker on December 1 against Cleveland in place of an injured Scott Radejic. It is his most recent start. A week earlier at Green Bay on November 24, he had a season-high five tackles on defense and added two more on special teams. **1990:** Vanderbeek made the Colts as a rookie free agent and played in all 16 games including seven starts. His first NFL start came against Buffalo on September 9 and he recorded seven tackles from his left inside linebacker position. On September 30 at Philadelphia, he finished with a career-high nine tackles. Following the Eagles game he was moved back into a reserve role until an injury to Fredd Young landed Vanderbeek back in the starting

CAREER STATISTICS

Year	Team	Solos	Tackles		Sacks	Fumble Recoveries	Forced
			Assists	Total			
1990	Ind.	30	16	46	0	0	1
1990	Ind.	6	5	11	0	0	0
1992	Ind.	0	0	0	0	0	0
1993	Dallas	0	0	0	0	0	0
1994	Dallas	0	0	0	0	0	0
Totals		36	21	57	0	0	1

Additional Statistics: Special Teams Tackles: 1990 (7); 1991 (2); 1992 (18); 1993 (22); 1994 (16); Returned one kickoff for 6 yards in 1992.

lineup, this time at right inside linebacker, where he started the final four games of the season including the Colts' 35-28 win over Washington on December 22.

College, Personal: A two year starter at Michigan State, Vanderbeek had 119 career tackles, five quarterback sacks and 21 tackles for losses. He was honorable mention all-Big 10 his senior year with 60 tackles, two sacks and 11 tackles for losses, five fumble recoveries and one forced fumble. Following the season he was selected to both the 1989 Martin Luther King Jr. Classic and the 1989 Aloha Bowl. He earned a degree in Communications from Michigan State. Matt grew up along the shore of Lake Michigan and enjoys all water sports. He was an all-state selection as a senior at West Ottawa High School in Holland, MI. He is single and recently purchased a home in Independence, KY.



37 JAMES WASHINGTON

S • 8th Yr. • 6-1 • 209 • UCLA • 01/10/65

Up Close

• *James and three college fraternity brothers formed Summation Financial Co. in Los Angeles. He oversees community services projects for the company. SFC spends a lot of energy and money backing community improvements.*

CAREER HIGHLIGHTS

- He led the Cowboys in interceptions three times in his five seasons in Dallas (1990, 1992, 1994).
- James finished second in the balloting for Most Valuable Player in Super Bowl XXVII as he forced a fumble, intercepted a pass and returned a fumble 46 yards for a touchdown in the Cowboys' 30-12 win over the Bills. He also led the team with 10 solo tackles that day.
- James has an interception in both of his Super Bowl appearances (both off Buffalo's Jim Kelly in Super Bowls XXVII and XXVIII) making him one of only five players to intercept a pass in more than one Super Bowl.
- He is the latest of five players in Super Bowl history to return a fumble for a touchdown and one of only nine players to score a defensive touchdown in a Super Bowl.
- Of his 14 regular season interceptions with Dallas, 12 came against NFC East opponents. He has a career-high four interceptions against the Redskins and Cardinals.
- Among his 66 starts for the Cowboys (including postseason), Washington started at free safety 36 times and strong safety on 30 occasions. He has played primarily free safety since mid 1992.

How Acquired: Signed as an unrestricted free agent on March 2, 1995.

NFL Acquisition: Selected in 5th round of the 1988 draft (137th overall) by the Rams.



IN THE **real world,**

THEY DRINK THE **real stuff.**

LIFE IS SPORT
DRINK IT UP™
Gatorade®
Thirst Quencher

Games Played/Started: 101/58 [14/8]- RAMS (16/0) [1/0]; 1989 (8/0) [3/0]; DAL (15/10); 1991 (16/16) [2/2]; 1992 (16/15) [3/3]; 1993 (14/1) [3/1]; 1994 (16/15) [2/2]

1994 Season: Nowhere is James Washington's hard-hitting, aggressive, leadership more appreciated than at his new home at Redskin Park. The Redskins' new defensive backfield coach, Tom Hayes, coached him at UCLA. The Skins' assistant defensive backfield coach, Ray Horton, played alongside him in Dallas. Fellow free agent addition Marcus Patton was his frat brother and teammate in college. And, of course, Washington and Norv Turner both played key roles in the Cowboys' back-to-back Super Bowl wins following the 1992 and 1993 seasons. "James brings intelligence and leadership as well as a physical presence to our defense," says Turner. "He has a great work ethic and is an outgoing guy and that personality carries over onto the practice field. That's the mentality you want. You can always have a guy back off, it's when you're worried about picking up the pace all the time is where you get problems. I think the enthusiasm, the liveliness on a daily basis helps you get better and helps everyone around him." As the senior member of Dallas' young secondary and a starter all season, Washington definitely helped the people around him. For the second time in the past three years, the Cowboys defense was ranked number one in the NFL in total defense. The Cowboys were also number one against the pass in 1994. Washington picked off a career-high five passes, tying him with Darren Woodson for the team lead and good enough for 10th in the NFL. It was the most interceptions by a Dallas safety since 1986 when Michael Downs had six. James intercepted at least one pass against all four NFC East opponents and had a season-high two against the Skins, one each against rookie quarterbacks Heath Shuler (Week 5 at RFK) and Gus Frerotte (Week 11 at Dallas). Washington also recovered a fumble in Dallas' 34-7 win at RFK. He was fifth on the team with 101 tackles, including a season-high 13 against Detroit in Week 3.

Pro Career: 1993: James started two games in 1993- the season opener at RFK Stadium in which he sprained his right knee, and the Super Bowl in which he enjoyed perhaps the finest game of his career. In between, he was used primarily in the Cowboys' nickel defense. His lone interception of the regular season came against the Skins in Dallas' 38-3 win in Week 15. James started the Super Bowl at free safety when Darren Woodson moved to a linebacker spot against Buffalo's wide-open offense. In the

CAREER STATISTICS

Year	Team	Tackles			Interceptions				Fumble Rec./TD
		Solos	Assists	Total	No	Yds	LG	TD	
1988	Rams	14	3	17	1	7	7	0	0/0
1989	Rams	12	2	14	0	0	0	0	0/0
1990	Dallas	43	27	70	3	24	13	0	2/0
1991	Dallas	75	38	113	2	9	9	0	0/0
1992	Dallas	51	44	95	3	31	16	0	1/0
1993	Dallas	28	14	42	1	38	38	0	1/0
1994	Dallas	57	44	101	5	43	25	0	1/0
Total		280	172	452	15	152	38	0	5/0

Playoff Statistics: Interceptions 3/46/21/0; Fumble Recoveries 1/46/46/1

first half, he forced a Thurman Thomas fumble that led to a first quarter field goal. Early in the second half, he scooped up another Thomas fumble and ran 46 yards for a touchdown tying the score at 13-13. In the fourth quarter, he intercepted a Jim Kelly pass and returned it 13 yards to the Bills' 34-yard line to set up another touchdown which made the score 27-13. For his work, James was runner-up to Emmitt Smith for the Super Bowl MVP. **1992:** He led the Cowboys defensive backs in tackles for the third consecutive year and the Cowboys' defense was ranked number one in the NFL. James alternated between strong and free safety after starting the season at strong safety. His three regular season interceptions directly led to 17 points. He also added two more interceptions in the postseason, including the game clincher at the Cowboys' 23-yard line with 1:58 left in the fourth quarter of the NFC Championship game at San Francisco. On the same Rose Bowl field he played on in college, James returned an interception to the Buffalo 47-yard line to set up Dallas' first touchdown against the Bills in Super Bowl XXVII. **1991:** In his first year as a full-time starter, James finished second on the team with 113 tackles and led Dallas with four double-figure tackle games including a single game career-high 16 tackles at Giants Stadium on November 17. He also had another 10+ tackle game against the Giants at home and added two more against the Cardinals keeping with what has been a James Washington tradition of playing his best games against the NFC East. In the Cowboys' playoff-clinching win at Philadelphia on December 15, James intercepted one pass and knocked down two others. **1990:** A plan B free agent from the Rams, he earned his first NFL start at free safety against San Diego on Sep 9. He went on to start 10 games, the last eight at strong safety, led the Cowboys in forced fumbles with five, and tied for the team lead in interceptions with three. His 70 tackles led Cowboys' defensive backs and his three interceptions and two fumble recoveries led to four Dallas touchdowns and a field goal. He earned NFC Defensive Player of the Week honors against Phoenix on December 16 when he intercepted two passes and forced and recovered a fumble, all of which led to 21 points in a 41-10 win. On November 22, he picked off his first pass as a Cowboy at Texas Stadium off Mark Rypien in a 27-17 win over the Redskins. **1989:** A thigh injury kept him out of the second half of the season for the Rams, but he returned to play on special teams in the team's three postseason games. **1988:** He finished second on the team in special teams tackles as a rookie and intercepted his first NFL pass against Seattle on October 23.

College, Personal: James was a four-year starter at UCLA where he led the Bruins in tackles his first two years. He also led the team in interceptions as a freshman. He was an honorable mention all-America his first year and a second team all-America his second season. His UCLA teammates included new Redskin free agent Marvyn Patton, a fraternity brother. James earned a history degree from UCLA. He was an all-America at Jordan High School in Los Angeles, and despite not playing until his junior season, he ended up catching 31 touchdown passes and 12 interceptions. He also set a city record with a 95-yard interception return. James was active with Easter Seals in Dallas. He has also organized a student outreach program in Los Angeles to motivate youngsters to stay in school and away from drugs. Two days after Dallas' win in Super Bowl XXVIII, just as he does every year, James rented a truck, drove to the practice site of the Rams and picked up a load of surplus football equipment. Then he distributed it to South Central schools and playgrounds. He and Cowboys teammate Nate Newton hosted a radio show in Dallas. James has a son, Richard, 4, and a daughter, Shanel, 11.



94 BOBBY WILSON

DT • 5th Yr. • 6-2 • 307 • Michigan State • 03/04/68

Up Close

- Bobby manages a rap and rhythm and blues band named "Tré". The band, named after his son, is based in the Washington, D.C. area.

CAREER HIGHLIGHTS

- When Bobby was taken as the team's first pick in the first round in 1991, he was the Redskins' first pick in the first round since Darrell Green in 1983.
- He recorded a career-high two sacks vs. the Giants in Week 15 in 1991.
- He had a career-high 4 1/2 sacks in 1991.
- Bobby was second among Redskins defensive linemen in 1993 with a career-high 66 tackles.

How Acquired: Selected in 1st round of 1991 draft (17th overall).

Games Played/Started: 42/24 [3/0] - 1991 (16/1) [3/0]; 1992 (5/5); 1993 (12/9); 1994 (9/9)

1994 Season: The training camp headline said it was "Time to Shine," for Bobby after injuries in 1992 and 1993 forced him to miss 15 games. With the departures of long-time Redskins on the defensive line, Bobby was thrust into the starting left defensive tackle spot, a position he had held as a back-up to Eric Williams since his rookie season in 1991. The season started out well with Bobby recording five tackles in week 1 against Seattle. He followed that up with a season-best eight tackles in week 3 at New York, a sack against the Falcons in week 4 and six tackles against the Cardinals in week 7. He had 33 tackles, five hurries and one tackle for loss through the first seven weeks of the season. But like in years past, he couldn't shake loose from the injury bug. He pulled a groin in the first quarter in week 8 at Indianapolis, then missed the following week on the inactive list. But the worse was yet to come for Bobby. In week 10, he suffered a broken right thumb, and a permanent screw was inserted in the thumb to help it set. He was lost for the remainder of the season. "It's time for Bobby to step up," said defensive line coach Bob Karmelowicz. "We need him for 16 games. He has to come into this season prepared. He's got size, strength. He needs to be healthy and ready to play."

Pro Career: 1993: While he came back from lumbar surgery on his L5 disk, he was not free from injury. After seeing action on passing downs during the first three games of the season, Bobby made his first start of the year on Monday Night at Miami and came up with three tackles. He followed that game with a torrid five game tackling spree with 35 total tackles and four QB hurries from weeks 5 through 9. Highlights included a season-best nine tackles in week 5 vs. the Giants and week 7 at Buffalo. But against the Giants Bobby suffered a sprained knee that sidelined him for four games. When he did return for the final three games, he again showed his

CAREER STATISTICS

Year	Solos	Tackles		Sacks	Fumble Recoveries	Forced Fumbles
		Assists	Total			
1991	15	10	25	4.5	1	1
1992	12	11	23	2	0	0
1993	31	35	66	2	0	0
1994	21	15	36	2.5	0	0
Totals	79	71	150	10.5	1	1

midseason form stacking up 19 tackles, including eight stops and a sack vs. the Falcons and seven tackles in the season finale against Minnesota. **1992:** Bobby posted a career-high eight tackles (two behind the line) and one sack against the Lions in week 3. He continued that progress the next week at Phoenix with five tackles and a season-high three QB hurries, and four tackles and a sack in week 5 against Denver. But he developed back spasms the following week and was then placed on injured reserve for the remainder of the year. He had offseason lumbar surgery on his lower back to correct a ruptured disc. **1991:** The team's first pick in the first round since Darrell Green in 1983, Bobby tied for fourth on the club with 4 1/2 sacks and finished with 25 tackles. In the Giants rematch in Week 15, Bobby had 3 tackles and a season-best two sacks. And in his first NFL start vs. Atlanta in Week 10, he recorded three tackles, 1 1/2 sacks, and recovered a fumble. His 1st NFL sack came against the Cardinals in week three.

College, Personal: Bobby was being touted as one of the best kept secrets in college football. But his senior season convinced the Redskins that he was one of the premier defensive linemen in the country. In his only season as a starter at Michigan State, he was a first-team all-Big 10 selection. Bobby recorded 77 tackles and had 5 sacks, including a season-high 15 tackles vs. Notre Dame. As a junior, Bobby had 4 sacks and 37 tackles as a backup at defensive tackle in his first year with the Spartans after transferring back to Michigan State from Northeast Oklahoma A&M. While at Northeast Oklahoma A&M, Bobby was a dominating force coming up with 55 tackles and 4 sacks after transferring there from Michigan State where he sat out the year under Prop 48. Off the field, one of his interests is singing. In his Chicago neighborhood, Bobby and his buddies would get together and sing old hits by the Temptations, Luther Vandross and other legendary Motown artists. Bobby attended high school at Austin (IL) Community Academy. Bobby and his wife Crystal, have two sons, Tre, 3, and Marquise, born this past offseason. They reside in Ashburn, VA.

Slingin' Sammy

At the time of his retirement in 1952, Sammy Baugh held six NFL passing records. During his 16 years, he set NFL marks for most passing attempts (3,097), most pass completions (1,751), most passing yards (22,085), most touchdown passes (193), most completions in a season (210) and most passing yards in a season (2,938).



83 TYDUS WINANS

WR • 2nd Yr. • 5-11 • 180 • Fresno State • 07/26/72

Up Close

• *Tydus discovered this past year that he's related to gospel singers B.B. and C.C. Winans. Carvin Winans contacted Tydus after seeing him catch a 51-yard pass in the Redskins 41-27 victory at Indianapolis on Oct. 23.*

CAREER HIGHLIGHTS

- Tydus' 18.1 yards per catch was second among NFL rookies last year behind Cincinnati's Darnay Scott (18.8 avg.) and the best by a Redskin rookie since 1982 (Charley Brown, 21.6 avg.).
- Tydus became the first Redskin rookie to catch two TDs in a single-game when he snared two (27 and 41 yards) against Philadelphia in week 6.

How Acquired: Selected in 3rd round of 1994 draft (67th overall).

Games Played/Started: 15/0 - 1994 (15/0)

1994 Season: Tydus has a simple philosophy that readily applies to football, "It's better to be prepared for an opportunity and not have it come than to have an opportunity come and not be prepared." Last season, Tydus followed his own advice. "Tydus needs to keep on working," said wide receivers coach Terry Robiskie. "He made great progress last year, but that was last year. He's got a chance to be a starter eventually if he keeps going the way he's going." Tydus first gained league-wide notice catching two touchdown passes from Heath Shuler at Philadelphia in week 6 with grabs of 27 and 41 yards. And in week 8 at Indianapolis, Tydus again came up with big plays snaring a 51 yarder from Gus Frerotte that set up the Redskins first score. In week 10, Tydus caught a season-best four passes for 54 yards against the 49ers. His 28-yard reception week 11 at Dallas and 30 yards vs. Tampa Bay in week 15 were the team's longest plays of the afternoon.

College, Personal: In Fresno State's pass oriented offense, Tydus was in a rotation of six or seven receivers and didn't stand out as the primary pass catcher. But each time the Redskins coaches and scouts reviewed Fresno State game tapes, one receiver did stand out. As a senior, Tydus led the Bulldogs in receiving with a career-high 42 passes for 623 yards (14.8-yard average) and three touchdowns. He also earned honorable mention all-WAC honors. An honorable mention all-WAC selection as a junior, Tydus finished second on the team with 36 catches for 494 yards and four touchdowns. His biggest catch of his Bulldogs career came in the final seconds of

CAREER STATISTICS

Year	No	Receiving				No	Rushing			
		Yds	Avg	LG	TD		Yds	Avg	LG	
1994	19	344	18.1	51	2	1	5	5.0	5	0

Fresno State's 45-41 comeback win over San Diego State. Tydus' one-handed snare of Trent Dilfer's pass in the corner of the endzone with :14 seconds remaining in the game was instrumental in the Bulldogs sharing the WAC crown. A backup receiver as a sophomore, Tydus finished seventh on the team in receptions with 15. He had eight of those catches during the final three games. His 20.3 yards per catch led the Bulldogs and against New Mexico he gained 111 yards on just three receptions. He sat out his freshman year fulfilling NCAA eligibility requirements. Tydus was a first team all-Marine League choice as well as a second team all-*Los Angeles Times* selection after totaling 23 receptions for 673 yards and five touchdowns in just eight games as a senior. Tydus majored in speech communications while at Fresno State. Tydus was named after the Biblical "Titus," who was a disciple of the Apostle Paul and was the recipient of Paul's letter that became a book of the New Testament. Tydus is also learning more about his wife Tana's culture. She's Cambodian. They have a son, Tydus II, 1, and reside in Ashburn, VA.



98 TONY WOODS

DE • 9th Yr. • 6-4 • 282 • Pittsburgh • 10/11/65

Up Close

- *Tony is an avid ten pin bowler and carried a 175 average in league play while in Seattle.*
- *He was inducted into the Newark, New Jersey Sports Hall of Fame last year.*

CAREER HIGHLIGHTS

- His 4.5 sacks and 81 tackles last season were his best since 1988 when he totaled 82 tackles and 5 sacks.
- His 79 starts with Seattle are 10th all-time among that club's defensive players.
- In his first NFL start on November 9, 1987 against the New York Jets he racked up a career-high 12 tackles at the Meadowlands, which is just a few minutes by car from his hometown of Newark, NJ.
- Of his 102 career starts, 17 have been at left linebacker, 18 at right linebacker, 45 at right end and 22 at left end.

How Acquired: Signed as an unrestricted free agent on April 4, 1994.

NFL Acquisition: Selected in the 1st round of 1987 draft (18th overall) by Seattle.

Games Played/Started: 118/102 [2/1] - SEA 1987 (12/7) [1/0]; 1988 (16/16) [1/1]; 1989 (16/12); 1990 (16/15); 1991 (14/14); 1992 (15/15); RAMS 1993 (14/8); 1994 WASH (15/15)

1994 Season: Linebacker Ken Harvey called Tony "the unsung hero" of Washington's 1994 free agent class. While Ken was going to the Pro Bowl and Henry Ellard was putting up Pro Bowl numbers, Tony was quietly putting up his best

season since 1988. "Tony is so smooth and has such marvelous balance, it looks like he's hardly moving," said defensive line coach Bob Karmelowicz. "He has great body control and understands leverage. He had a super year and looks very comfortable at left end." Tony opened the year against Seattle, his former teammates, and finished with five tackles, including one for loss and the team's only sack. It was only a preview of the consistency he would show all season long. He had nine tackles and a .5 sack against another former team, the Rams, in the season finale. In between those two games, Tony registered a season-best 11 tackles, one sack, two QB hurries and two tackles for losses week 7 against the Cardinals. He also had five tackles and a sack vs. Atlanta in week 4.

Pro Career: 1993: After starting all but eight of 80 games for the Seahawks at defensive end or linebacker between 1988 and 1992, Tony was released after the team's final pre-season game and signed by the Rams on September 2. He worked his way into the starting lineup in week 8 and started all but one of the Rams' last nine games. His best effort came the final week of the season when he led the Rams with six solo tackles as they held the Bears to 163 total yards in a 20-6 win. **1992:** Tony started 15 games at right defensive end missing only the Redskins game with an injured hamstring. The Seahawks were 2-14 that year, but only once all season did the defense give up more than two touchdowns in one game. **1991:** Making a successful recovery from a knee injury sustained in the 1990 season finale, Tony started 14 games in 1991, all at right end. He tied for the club lead with four fumble recoveries. **1990:** During the off-season, he moved from left outside linebacker to right end gaining 25 pounds for the change. The only game he didn't start that season was on December 2 against Houston when Seattle opened with six defensive backs. He was pressed into duty at linebacker later in the game due to injuries and forced a key fumble in overtime against the Oilers that set up the game-winning field goal. For the only time in his career, Tony recorded two sacks against Green Bay on December 9. **1989:** Tony didn't sign a contract with Seattle until August 30 and as a result played as a reserve the first four weeks of the regular season. He did start the Seahawks' last 12 games and wound up with 61 tackles, the second best total of his

CAREER STATISTICS

Year	Team	Tackles			Sacks	Interceptions				Fumble Recoveries
		Solos	Assists	Total		No	Yds	LG	TD	
1987	Seattle	30	15	45	0	0	0	0	0	1
1988	Seattle	59	23	82	5	0	0	0	0	2
1989	Seattle	46	15	61	3	0	0	0	0	0
1990	Seattle	42	1	43	3	0	0	0	0	0
1991	Seattle	23	5	28	2	0	0	0	0	4
1992	Seattle	37	10	47	3	0	0	0	0	0
1993	Rams	37	8	45	1	0	0	0	0	0
1994	Wash.	48	33	81	4.5	0	0	0	0	0
Totals		322	110	432	21.5	0	0	0	0	7

Additional Statistics: Kickoff Returns (1/13/13.0/0); Forced Fumbles (4).

Champions
allow only
the best
on their field

NOTHING RUNS
LIKE A DEERE®



John Deere: Supplier to the Washington Redskins

career. **1988:** Tony had his best season with career highs in sacks (5) and tackles (82) as the Seahawks won the AFC Western Division title. **1987:** He did not open his rookie season as a starter, but was a regular for the last seven games at outside linebacker.

College, Personal: Tony was the 18th player selected in the 1987 draft by Seattle. At Pittsburgh, he was a first team all-America selection by the Football Writers Association, *The Sporting News* and UPI as a senior. In four years at Pitt, Tony finished with 242 tackles and 31 sacks, including 15 as a junior and 13 as a senior. In 1985, he played the final three games of his junior season with a broken thumb. Woods was selected to play in the Blue-Gray and Senior Bowl games. Tony was born and raised in Newark, NJ, where he attended Seton Hall Prep. His brother, Darrel, played linebacker with him in high school and at Pittsburgh for 2 seasons (1985-86). His hometown hosted Tony Woods Day on October 26, 1992, when the Seahawks played the Giants at the Meadowlands the day before. He and his wife, Jill, have 2 daughters: Courtney, 5, and Kaegan, 3, and they reside in Woodinville, WA.



89 FRANK WYCHECK

TE • 3rd Yr. • 6-3 • 247 • Maryland • 10/14/71

Up Close

- One of the most popular Redskins, Frank, nicknamed "Crash," has a tattoo of the University of Maryland Terrapin on his calf.

CAREER HIGHLIGHTS

- Frank caught Heath Shuler's first NFL TD pass (8 yds) vs. the Cowboys.
- Frank set career-highs against the Colts and Cowboys with four receptions.

How Acquired: Selected in 6th round of 1993 draft (160th overall).

Games Played/Started: 18/8 - 1993 (9/7); 1994 (9/1)

1994 Season: It wasn't the kind of season Frank imagined back in mini-camp when new coach Norv Turner inserted him into the starting lineup at fullback. The season began with a concussion that sent him to the hospital for three nights in training camp. The season ended with a four-game suspension for steroid use (he unwittingly applied a steroid-laced topical anti-inflammatory called DMSO in July after pulling a thigh muscle in July getting ready for training camp). In between, his move to fullback never really worked out and he suffered a groin injury that sidelined him for two games (weeks 9 and 10). Now he heads into the 1995 season with a new number (89) and a new position (tight end). "Frank has great hands and can get downfield," said tight ends coach Russ Grimm. "He's even better after he catches the ball. Playing tight end will be much more comfortable for Frank than fullback was last year." Frank's top reception game came against Dallas in week 11 with three catches for 13 yards. His only TD grab

CAREER STATISTICS

Year	No	Receiving			LG	TD
		Yds	Avg			
1993	16	113	7.1		20	0
1994	7	55	7.9		20	1
Totals	23	168	7.3		20	1

SINGLE-GAME HIGHS

Catches	Yards				
4 (31) vs Colts	11/07/93	34 (2)	vs Eagles	11/28/93	
4 (16) vs Cowboys	12/26/93	31 (4)	@ Rams	11/21/93	

Longest Catch

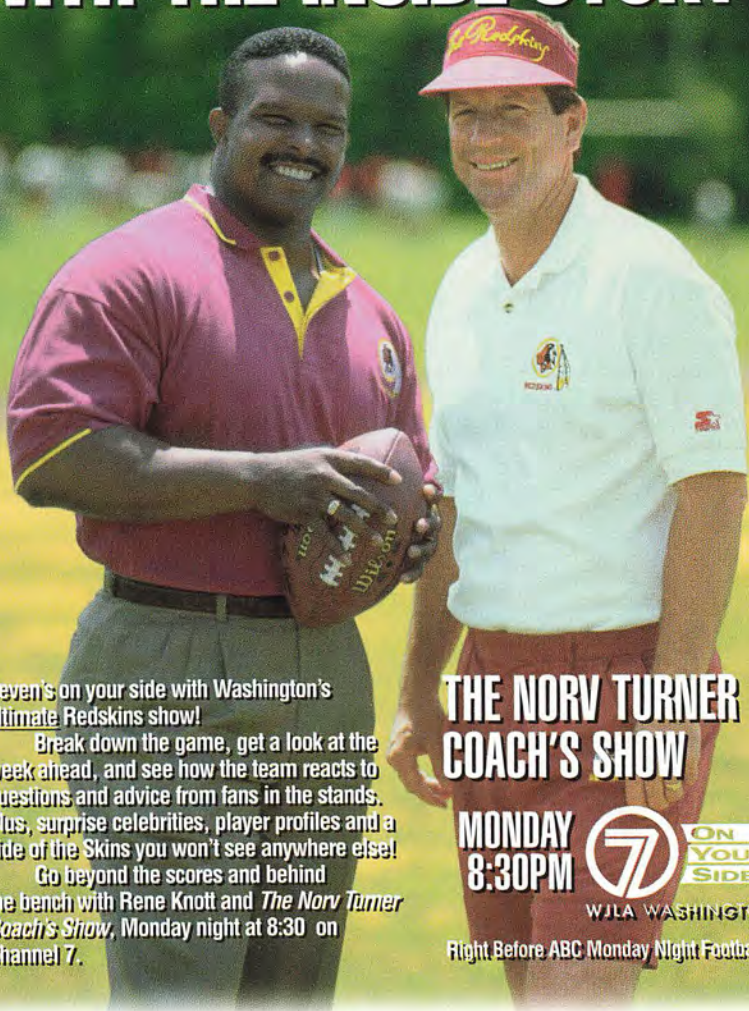
20 vs Cardinals 10/16/95
 20 vs Eagles 11/28/93
 14 vs Colts 11/07/93
 11 at Bills 11/01/93

came against Dallas in week 5 on an eight-yard toss from Heath Shuler.

Pro Career: 1993: A concussion in the Redskins final preseason game kept him out of the lineup until week seven. In his NFL debut on Monday Night against the Bills, Frank caught one pass for 11 yards. He followed that up the next week against the Colts with a team-high four receptions for 31 yards. Frank made the leap to starter week 10 against the Rams and caught two passes.

College, Personal: Frank decided to enter the NFL draft a year early after his tight end position was phased out of Maryland's run-and-shoot offense. Maryland's all-time leading receiver with 134 receptions for 1,195 yards, he caught 31 passes for 236 yards and one touchdown as a redshirt senior. But it was in the last three games of that season that he caught the attention of the Redskins. Used primarily as an H-back, Frank gained 326 yards rushing and had four touchdowns, while catching 14 passes for 90 yards. Against North Carolina, Frank gained 102 yards on 19 carries with two touchdowns, while catching eight passes for 58 yards in his dual role. He followed that game up with 17 carries for 62 yards and one TD, to go along with five catches for 21 yards vs. Florida State. Frank ended the year with a career-best 162 yards rushing on 30 carries and one TD against Clemson in the season finale. He ended the year with 77 carries for 369 yards and five touchdowns. A 2nd-team all-ACC pick, as a sophomore he finished second in the ACC in receptions with 48 catches. He was named ACC Offensive Lineman of the Week in the season opener against Virginia with five catches for 61 yards. A redshirt freshman, Frank led the ACC in receiving with 58 catches for 509 yards and one touchdown. His 58 receptions set an all-time Maryland single-season record. In his first game, he caught a school record 14 passes for 106 yards and one touchdown against Virginia Tech. He also had a 12-catch game against North Carolina State. Frank was a second-team all-Catholic and all-City first-team selection as a junior and senior at Archbishop Ryan High School in Philadelphia, PA. He also was a first-team all-Scholastic choice as a junior and senior. Besides earning three letters in football, Frank earned a letter each in basketball and baseball. He majored in criminal justice while at Maryland. Frank resides Ashburn, VA.

SEVEN'S ON YOUR SIDE WITH THE INSIDE STORY



Seven's on your side with Washington's
ultimate Redskins show!

Break down the game, get a look at the week ahead, and see how the team reacts to questions and advice from fans in the stands. Plus, surprise celebrities, player profiles and a side of the Skins you won't see anywhere else!

Go beyond the scores and behind the bench with Rene Knott and *The Norv Turner Coach's Show*, Monday night at 8:30 on Channel 7.

THE NORV TURNER COACH'S SHOW

MONDAY
8:30PM



ON
YOUR
SIDE

WJLA WASHINGTON

Right Before ABC Monday Night Football!



1995 ALPHABETICAL VETERAN ROSTER

No	Name	Pos	Ht	Wt	Birthdate	Exp	College	How Acquired
21	Allen, Terry	RB	5-10	208	02/21/68	6	Clemson	FA '95
56	Anderson, Erick	LB	6-1	240	10/07/68	4	Michigan	FA '94
36	Bell, William	RE	5-11	212	07/22/71	2	Georgia Tech	FA '94
93	Boutte, Marc	DT	6-4	311	07/26/69	4	LSU	FA '94
40	Brooks, Reggie	RE	5-8	211	01/19/71	3	Notre Dame	D2 '93
67	Brown, Ray	G	6-5	312	12/12/62	10	Arkansas State	PB '89 (AZ)
50	Brownlow, Darrick	LB	6-0	243	12/28/68	5	Illinois	FA '95
25	Carter, Tom	CB	6-0	181	09/05/72	3	Notre Dame	D1 '93
85	Ellard, Henry	WR	5-11	185	07/21/61	13	Fresno State	UFA '94 (RAMS)
12	Frerotte, Gus	QB	6-2	221	07/03/71	2	Tulsa	D7 '94
45	Galbraith, Scott	TE	6-2	255	01/07/67	6	USC	UFA '95 (DAL)
63	Gesek, John	C	6-5	282	02/18/63	9	Cal St-Sacr.	UFA '94 (DAL)
26	Grant, Alan	CB	5-10	187	10/01/66	6	Stanford	FA '94
28	Green, Darrell	CB	5-8	180	02/15/60	13	Texas A&I	D1 '83
10	Green, Trent	QB	6-3	212	07/09/70	2	Indiana	FA '95
57	Harvey, Ken	LB	6-2	245	05/06/65	8	California	UFA '94 (AZ)
88	Jenkins, James	TE	6-2	241	08/17/67	5	Rutgers	FA '91
78	Johnson, Tim	DT	6-3	286	01/29/65	9	Penn State	TR '90 (PGH)
77	Johnson, Tre'	G	6-2	338	08/30/71	2	Temple	D2 '94
79	Lachey, Jim	T	6-6	294	06/04/63	11	Ohio State	TR '88 (RAI)
20	Logan, Marc	FB	6-0	212	05/09/65	8	Kentucky	UFA '95 (SF)
8	Lohmiller, Chip	K	6-3	215	07/16/66	8	Minnesota	D2 '88
64	Match, Trevor	C	6-4	297	10/09/61	11	BYU	UFA '94 (IND)
72	Mills, Lamar	DT	6-5	307	01/26/71	2	Indiana	FA '94
30	Mitchell, Brian	RE	5-10	221	08/18/68	6	SW Louisiana	D5 '90
38	Morrison, Darryl	S	5-11	200	05/19/71	2	Arizona	D6a '93
80	Newman, Patrick	WR	6-0	209	09/10/68	5	Utah State	FA '95
92	Nottage, Dexter	DE	6-4	290	11/14/70	2	Florida A&M	D6 '94
41	Oliver, Muhammad	DB	5-11	185	03/12/69	4	Oregon	UFA '95 (MIA)
97	Palmer, Sterling	DE	6-5	277	02/04/71	3	Florida State	D4 '93
68	Patton, Joe	G	6-5	288	01/05/72	2	Alabama A&M	D3b '94
53	Patton, Marvcs	LB	6-2	240	05/01/67	6	UCLA	UFA '95 (BUF)
24	Richard, Stanley	S	6-2	197	10/21/67	5	Texas	FA '95
39	Rush, Tyrone	RB	5-11	201	02/05/71	2	North Alabama	FA '94
86	Shepherd, Leslie	WR	5-11	189	11/03/69	2	Temple	FA '94
5	Shuler, Heath	QB	6-2	221	12/31/71	2	Tennessee	D1 '94
76	Simmons, Ed	T	6-5	325	12/31/63	9	E. Washington	D6'87
34	Smith, Cedric	FB	5-10	237	05/27/68	4	Florida	FA '94
61	Smith, Vernice	G	6-3	298	10/24/65	7	Florida A&M	FA '93
99	Stephens, Rod	LB	6-1	237	06/14/66	7	Georgia Tech	UFA '95 (SEA)
6	Sullivan, Kent	P	6-0	202	05/15/67	3	Cal-Lutheran	FA '95
27	Taylor, Keith	S	5-11	212	12/21/64	7	Illinois	UFA '94 (NO)
84	Truitt, Olanda	WR	6-0	186	01/04/71	3	Mississippi State	FA '94
91	Vanderbeek, Matt	LB	6-3	243	08/16/67	6	Michigan State	FA '95
37	Washington, James	S	6-1	209	01/10/65	8	UCLA	UFA '95 (DAL)
94	Wilson, Bobby	DT	6-2	307	03/04/68	5	Michigan State	D1 '91
83	Winans, Tydus	WR	5-11	180	07/26/72	2	Fresno State	D3a '94
98	Woods, Tony	DE	6-4	282	10/11/65	9	Pittsburgh	UFA '94 (Rams)
89	Wycheck, Frank	TE	6-3	247	10/14/71	3	Maryland	D6b '93



ALPHABETICAL FIRST-YEAR & ROOKIE ROSTER

Name	Pos	Ht	Wt	Birthdate	Exp	College	How Acquired
Abraham, Zach	WR	6-0	180	04/24/72	R	West Virginia	FA '95
Abrams, Anthony	DT	6-4	298	02/16/71	1	Clark	FA '94
Alexander, Patrise	LB	6-1	255	10/23/72	R	SW Louisiana	FA '95
Asher, Jamie	TE	6-3	243	10/31/72	R	Louisville	D5a '95
Bell, Coleman	TE	6-2	243	04/22/70	1	Miami	FA '94
Blanton, Scott	K	6-2	223	07/01/73	R	Oklahoma	FA '95
Brest, Brad	QB	6-5	218	08/17/70	1	Cal-State-Hayward	FA '95
Burrest, Damon	DT	6-3	311	10/11/71	R	New Mexico	FA '95
Carpenter, Kareem	TE	6-6	225	10/14/72	R	Eastern Michigan	FA '95
Dammann, Ken	G	6-5	285	01/17/72	R	Rutgers	FA '95
Esposito, Dan	HB	5-11	205	05/11/72	R	Millersville State	FA '95
Frazier, Joe	FB	6-0	212	04/13/72	R	Auburn	FA '95
Henson, Don	T	6-5	297	01/30/71	1	Sam Houston State	FA '94
Hunter, Marcus	LB	6-2	245	12/29/71	R	North Alabama	FA '95
Jones, Larry	RB	6-0	244	02/16/71	R	Miami	D4 '95
Jones, Reggie	WR	6-0	175	05/05/71	R	LSU	FA '95
Kalaniuvalu, Alai	G	6-3	302	10/23/71	1	Oregon State	FA '94
Killian, P.J.	LB	6-2	240	05/19/71	1	Virginia	FA '95
Lewis, Ron	G	6-3	299	11/17/72	R	Washington State	FA '95
Mahone, Elic	DE	6-4	260	03/07/72	R	USC	FA '95
Olive, Bobby	WR	6-0	167	04/22/69	1	Ohio State	FA '95
Owens, Rich	DE	6-6	255	05/22/72	R	Lehigh	D5b '95
Pounds, Darryl	CB	5-10	177	07/21/72	R	Nicholls St	D3 '95
Raymer, Cory	C	6-2	293	03/03/73	R	Wisconsin	D2 '95
Savage, Sebastian	S	5-10	187	12/12/69	1	North Carolina St.	FA '94
Sutton, Eric	DB	5-10	170	10/24/72	R	San Diego State	FA '95
Talanoa, Ken	DE	6-4	271	12/14/72	R	Arizona State	FA '95
Thompson, Ernie	FB	6-0	260	10/25/69	1	Indiana	FA '95
Thure, Brian	OT	6-5	300	09/03/73	R	Oklahoma	D6 '95
Turk, Matt	P	6-5	230	06/16/68	1	Wis.-Whitewater	FA '95
Turner, Scott	CB	5-10	178	02/26/72	R	Illinois	D7 '95
Videtch, Steve	K	6-1	200	11/04/71	R	North Carolina State	FA '95
Westbrook, Michael	WR	6-3	215	07/07/72	R	Colorado	D1 '95

STOCK & CUSTOM



**DIE-CUT
ENVELOPES**

SINCE 1917

Double Envelope is a pioneer in the manufacture of stock and custom envelope formats for direct marketing, fund raising, health services, insurance, banking, consumer goods, etc. D/E can help you be more productive: every service is in-house – one call gets it all!

For samples and details call today.



Double Envelope

7702 Plantation Rd., NW, Roanoke, VA 24019

1-800-800-9007

FAX 1-703-366-8401



Take advantage of Alamo's ground game.

There's a lot of ground to cover in Alamo Territory. And that's why with Alamo Rent A Car's great rates on every rental, you're sure to be a winner every time.

For reservations, call Carlson Wagonlit Travel at 1-800-CARLSON or call Alamo Rent A Car at 1-800-327-9633.



**Carlson
Wagonlit
Travel**
™



It comes with the territory.

Alamo features fine General Motors cars like this Pontiac Grand Am.



1995 NUMERICAL ROSTER

No	Name	Pos	Ht	Wt	Age	Exp	College	How Acquired
1	Matt Turk	P	6-5	230	26	1	Wis-Whitewater	FA '95
4	Scott Blanton	K	6-2	223	21	R	Oklahoma	FA '95
5	Heath Shuler	QB	6-2	221	23	2	Tennessee	D1 '94
6	Kent Sullivan	P	6-0	202	28	3	Cal-Lutheran	FA '95
8	Chip Lohmiller	K	6-3	215	28	8	Minnesota	D2 '88
10	Trent Green	QB	6-3	212	24	2	Indiana	FA '95
12	Gus Frerotte	QB	6-3	221	23	2	Tulsa	D7 '94
13	Steve Videtich	K	6-1	200	23	R	NC State	FA '95
14	Zach Abraham	WR	6-0	180	23	R	West Virginia	FA '95
15	Bobby Olive	WR	6-0	167	26	1	Ohio State	FA '95
16	Brad Bretz	QB	6-5	218	25	1	Cal State-Hayward	FA '95
18	Reggie Jones	WR	6-0	175	23	R	LSU	FA '95
19	Rod Moore	WR	6-2	195	26	1	Utah State	FA '95
20	Marc Logan	FB	6-0	212	29	8	Kentucky	UFA '95
21	Terry Allen	RB	5-10	208	27	6	Clemson	FA '95
22	Larry Jones	RB	6-0	244	24	R	Miami	D4 '95
23	Sebastian Savage	S	5-10	187	25	1	NC State	FA '94
24	Stanley Richard	S	6-2	197	28	5	Texas	FA '95
25	Tom Carter	CB	6-0	181	22	3	Notre Dame	D1 '93
26	Alan Grant	CB	5-11	187	28	6	Stanford	FA '94
27	Keith Taylor	S	5-11	212	30	7	Illinois	UFA (NO) '94
28	Darrell Green	CB	5-8	180	35	13	Texas A&I	D1 '83
29	Scott Turner	CB	5-10	178	23	R	Illinois	D7 '95
30	Brian Mitchell	RB	5-10	221	26	6	SW Louisiana	D5 '90
31	Darryl Pounds	CB	5-10	177	22	R	Nicholls State	D3 '95
32	Joe Frazier	FB	6-0	212	23	R	Auburn	FA '95
34	Cedric Smith	FB	5-10	237	26	4	Florida	FA '94
35	Dan Esposito	HB	5-11	205	22	R	Millersville State	FA '95
36	William Bell	RB	5-11	212	23	R	Georgia Tech	FA '94
37	James Washington	S	6-1	209	30	8	UCLA	UFA (DAL) '95
38	Darryl Morrison	S	5-11	200	23	2	Arizona	D6a '93
39	Tyrone Rush	RB	5-11	201	24	2	North Alabama	FA '94
40	Reggie Brooks	RB	5-8	211	24	3	Notre Dame	D2 '93
41	Muhammad Oliver	DB	5-11	185	26	4	Oregon	FA '95 (MIA)
45	Scott Galbraith	TE	6-2	255	28	6	USC	UFA '95 (DAL)
46	Jamie Asher	TE	6-3	243	29	R	Louisville	D5a '95
47	Eric Sutton	DB	5-10	170	22	R	San Diego State	FA '95
48	Ernie Thompson	FB	6-0	260	25	1	Indiana	FA '95
50	Darrick Brownlow	LB	6-0	243	26	5	Illinois	FA '95
52	Cory Raymer	C	6-2	293	22	R	Wisconsin	D2 '95
53	Marcus Patton	LB	6-2	240	27	6	UCLA	UFA (BUF) '95
54	Marcus Hunter	LB	6-2	245	23	R	North Alabama	FA '95
56	Erick Anderson	LB	6-1	240	26	4	Michigan	FA '94
57	Ken Harvey	LB	6-2	245	29	8	California	UFA (AZ) '94
58	Patrise Alexander	LB	6-1	255	22	R	SW Louisiana	FA '95
59	P.J. Killian	LB	6-2	240	23	1	Virginia	FA '95
60	Ken Dammann	G	6-5	285	23	R	Rutgers	FA '95
61	Vernice Smith	G	6-3	298	29	7	Florida A&M	FA '93
62	Alai Kalaniuvalu	G	6-3	302	23	1	Oregon State	FA '94

63	John Gesek	C	6-5	282	32	9	Cal-St. Sacramento	UFA (DAL) '94
64	Trevor Matich	C	6-4	297	33	11	BYU	UFA (IND) '94
67	Ray Brown	G	6-5	312	32	10	Arkansas State	PB (AZ) '89
68	Joe Patton	G	6-5	280	23	2	Alabama A&M	D3b '94
69	Damon Burrest	DT	6-3	311	23	R	New Mexico	FA '95
71	Ken Talanoa	DE	6-4	271	22	R	Arizona State	FA '95
72	Lamar Mills	DT	6-5	307	24	2	Indiana	FA '94
73	Don Henson	T	6-5	297	24	1	Sam Houston State	FA '94
74	Brian Thure	OT	6-5	300	21	R	California	D6 '95
75w	Ron Lewis	G	6-3	299	22	R	Washington State	FA '95
75r	Elic Mahone	DE	6-4	260	23	R	USC	FA '95
76	Ed Simmons	T	6-5	325	31	9	E Washington	D6b '87
77	Tré Johnson	G	6-2	338	23	2	Temple	D2 '94
78	Tim Johnson	DT	6-3	286	30	9	Penn State	TR (PGH) '90
79	Jim Lachey	T	6-6	294	31	11	Ohio State	TR (RAI) '88
80	Patrick Newman	WR	6-0	209	26	5	Utah State	FA '95
82	Michael Westbrook	WR	6-3	215	22	R	Colorado	D1 '95
83	Tyodus Winans	WR	5-11	180	22	2	Fresno State	D3a '94
84	Olanda Truitt	WR	6-0	186	24	3	Mississippi State	FA '94
85	Henry Ellard	WR	5-11	185	33	13	Fresno State	UFA (RAMS) '94
86	Leslie Shepherd	WR	5-11	189	25	2	Temple	FA '94
87	Coleman Bell	TE	6-2	243	23	2	Georgia Tech	FA '94
88	James Jenkins	TE	6-2	241	27	5	Rutgers	FA '91
89	Frank Wycheck	TE	6-3	247	23	3	Maryland	D6b '93
90	Terry Crews	LB	6-2	245	26	1	Western Michigan	FA '95
91	Matt Vanderbeek	LB	6-3	243	28	6	Michigan State	FA '95
92	Dexter Nottage	DE	6-4	290	24	2	Florida A&M	D6 '94
93	Marc Boutte	DT	6-4	311	25	3	LSU	FA '94
94	Bobby Wilson	DT	6-2	307	27	5	Michigan State	D1 '90
95	Anthony Abrams	DT	6-4	298	24	1	Clark	FA '94
96w	Kareem Carpenter	TE	6-6	225	22	R	Eastern Michigan	FA '95
96r	Rich Owens	DE	6-6	255	22	R	Lehigh	D5a '95
97	Sterling Palmer	DE	6-5	277	24	3	Florida State	D4 '93
98	Tony Woods	DE	6-4	282	29	9	Pittsburgh	UFA (LAR) '94
99	Rod Stephens	LB	6-1	237	28	7	Georgia Tech	UFA (SEA) '95


Roster Notes

Since Norv Turner became head coach in 1994, the Redskins roster has seen dramatic changes. Of the current 80-man roster, 66 players have been acquired since Turner became head coach...on defense, only five starters were on the Redskins roster prior to Turner's arrival (Darrell Green, Tim Johnson, Tom Carter, Sterling Palmer and Bobby Wilson) and only four on offense (Jim Lachey, Ed Simmons, Ray Brown and Brian Mitchell)...the Redskins current depth chart, although young, does have plenty of Super Bowl experience. Defensively, five players have started in a Super Bowl (Darrell Green, Tim Johnson, James Washington, Stanley Richard and Marcus Patton). Offensively, two players have started in a Super Bowl (Jim Lachey and John Gesek).




1995 DRAFT CHOICES





1995 Washington Redskins Draft Picks

Round	No	Name	Pos	Ht	Wt	College
1	4	Michael Westbrook	WR	6-3	215	Colorado
2	37	Cory Raymer	C	6-2	293	Wisconsin
3	68	Darryl Pounds	CB	5-10	177	Nicholls State
4	103	Larry Jones	FB	6-0	244	Miami
5a	137	Jamie Asher	TE	6-3	243	Louisville
5b	152	Rich Owens	DE	6-6	255	Lehigh
6	176	Brian Thure	T	6-5	300	California
7	226	Scott Turner	CB	5-9	178	Illinois



82 MICHAEL WESTBROOK

WR • Rookie • 6-3 • 215 • Colorado • 07/07/72

Up Close

- Michael's only other "offer" to play college football came from a University of Minnesota assistant coach who suggested he could walk-on to the Gopher football program.

How Acquired: Selected in 1st round of 1995 draft (4th overall).

College Career: 1994: Colorado's all-time leading receiver with 167 career receptions for 2,548 yards and 19 touchdowns. Michael earned first-team all-America honors from the American Football Coaches Association, Walter Camp Foundation and *The Sporting News*. He also was named to the first-team NCAA Consensus all-America Football Team and a first-team all-Big Eight selection after catching 36 passes for 689 yards (19.1 yards per catch) and four touchdowns. Michael's brightest day came against Michigan catching seven passes for 157 yards and a pair of touchdowns, including his leaping TD catch in the end zone for a 64-yard score with just :06 seconds left in the game in the Buffaloes 27-26 win over the Wolverines in Ann Arbor. He also had a big day against Kansas catching six passes for 117 yards and closed out his career with 70 yards on four receptions vs. Notre Dame in the Fiesta Bowl. He wrapped up his college career winning the East-West Shrine game with a late touchdown catch. He finished the game with four catches for 60 yards, two touchdowns and was named the game's MVP. **1993:** Michael caught 33 passes for 490 yards and two touchdowns as Colorado switched to an option style offense. Although the Buffaloes were throwing less, Michael was still one of the Big Eight's most explosive offensive threats. He had a season-high six catches

for for 132 yards, including a 72-yard TD in Colorado's 31-14 win over Oklahoma. He was an all-America honorable mention selection by Football News while earning second-team all-Big Eight honors. **1992:** A second-team AP all-America and all-Big Eight choice, Michael set a Colorado school record with 76 receptions for 1,060 yards (13.9 avg.) and eight touchdowns. He averaged 96.4 yards per game and 6.91 catches per game. Only six Colorado players had more receiving yards in a career than he had in a season. His top efforts included a school record 11 receptions for 186 yards and a 52-yard TD vs. Baylor. He pulled down nine passes for 104 yards, including a 41-yard TD in the 24-24 tie with Oklahoma. He also caught eight passes for 135 yards vs. Minnesota and had eight receptions for 128 yards against Missouri. Michael also surpassed the 100-yard mark against Kansas with eight catches for 166 yards. **1991:** Michael played in every game as a redshirt freshman, including four starting assignments, while catching 22 passes for 309 yards (14.0 avg.) and five touchdowns. His five TDs set a school record for freshman. He scored his first career TD on a 20-yard reception vs. Stanford. He top day came against Kansas State with seven receptions for 91 yards.

Personal: Michael was a prep all-American selection and earned all-Metro first-team honors from the *Detroit News* while playing at Chadsey High School in Detroit. He also was an all-Midwest selection while earning preseason all-American by *Street & Smith*. He finished his prep career with 120 receptions for 1,764 yards (14.7 avg.) and 16 touchdowns, including an 87-yard TD off a screen pass as a senior. Michael also participated on the track team, with a career-best 6-7 in the high jump and a best of 23-0 in the long jump, and played basketball and baseball. He majored in communications and sociology and was a member of Colorado's "Academic Starters" team. Michael's older brother, Alonzo, is a reporter for a television station in Dayton, Ohio and his sister, Falesha, works in management in Florida. He was born July 7, 1972 in

CAREER STATISTICS

Year	Team	GP/S	No	Yds	Receiving		TD
					Avg	LG	
1990	Colorado	Redshirt - Freshman					
1991	Colorado	11/3	22	309	14.0	35	5
1992	Colorado	11/11	76	1,060	13.9	52	8
1993	Colorado	10/10	33	490	14.8	72	2
1994	Colorado	9/9	36	689	19.1	64	4
Totals	Colorado	41/33	167	2,548	15.3	72	19
Bowls	Colorado	4/3	14	283	20.2	62	1

Additional Statistics: East-West Shrine Game MVP - 4 rec./60 yds./2 TDs.



52 CORY RAYMER

C • Rookie • 6-2 • 293 • Wisconsin • 03/03/73

Up Close

- *Cory was destined to be a football player. When he was born, he weighed 10 pounds and the doctor took one look at him and told his mother, Sue, "he has shoulders like a football player."*



How Acquired: Selected in 2nd round of 1995 draft (37th overall).

College Career: 1994: Cory was regarded as the premier center in college football earning first-team all-America honors from the Associated Press, American Football Coaches Association, UPI and the Walter Camp Foundation. A consensus all-American, he was honored by the Big 10 with a first-team selection to their all-conference squad. The anchor of the Badgers offensive line, Wisconsin finished ninth in the nation in rushing, averaging 240.8 yards per game. Cory was one of 12 nominees for the 1994 Lombardi Award, presented to college football's top lineman. **1993:** Cory also had a big junior year earning honorable mention selection to the AP all-America team. He became the first Badger center since former Pittsburgh Steeler standout Mike Webster in 1973 to earn unanimous all-Big 10 Conference first-team selection. **1992:** In his first season as a full-time starter, Cory was in the starting lineup for every game earning all-Big 10 Conference honorable mention. **1991:** Cory opened his freshman year as a backup at center after moving to the offensive line from defensive tackle. But once he became adjusted to the switch he moved into the starting lineup for the final four games of the season.

Personal: Cory grew up a Dallas Cowboys fan, despite living in the heart of Green Bay Packer country. A *USA Today* all-American honorable mention at Goodrich High School in Fond du Lac, Wisconsin, he was a consensus first-team all-state honors as a defensive tackle. He broke his thumb as a freshman and begged his parents to let him remove the cast and play. Finally, before the final gem of the year, his parents relented and he shed the cast for one day to play in the game. Besides football, his other passion is riding motorcycles. He rides a Suzuki GSXR, which he laughingly calls his "crotch rocket." His sister, Lisa, is a special education teacher in Chicago who would bring her students to the Badger games. Cory would escort the young visitors around the Wisconsin locker room after the game. He once wrote a second grade paper of his intention of being a football player. He wrote that he wanted to play football on the moon. He was enrolled in Wisconsin's College of Letters & Sciences. Cory was born March 3, 1973 in Fond du Lac, Wisconsin.



31 DARRYL POUNDS

CB • Rookie • 5-10 • 177 • Nicholls State • 07/21/72

Up Close

• *Darryl will celebrate and spend his 23rd birthday on the practice field. The team's first day of training camp begins July 21st at Frostburg State University in Frostburg, Maryland.*

How Acquired: Selected in 3rd round of 1995 draft (68th overall).

College Career: 1994: Only the third player in Southland Conference history to be named a four-time, first-team all-SLC selection, Darryl was named a first-team AP all-America after leading the Nicholls State secondary with 77 total tackles. He finished his outstanding college career ranked third in school history with 14 career interceptions, 321 career tackles (ninth in school history) and is the Nicholls State's all-time leading kick returner averaging 21.9 yards on 71 returns. As a senior, he returned 25 kicks for 565 yards (22.6 avg.). He had a season-high 15 tackles against Troy State and 11 tackles vs. Stephen F. Austin. **1993:** Darryl led the Colonels in tackles with 99, including 74 solos while forcing a team-high four fumbles. He continued his outstanding role as a kickoff returner finishing ninth in the conference (29th nationally) with a 23.3 yard average returning 25 kicks for 583 yards. He opened the year with a 11 tackles at Livingston, including an interception, a forced fumble and a 45-yard kickoff return which earned him Southland Conference Defensive Player of the Week. His other double digit tackle efforts included a career-high 16 stops against Stephen F. Austin, 13 tackles against Troy State and 11 tackles against Sam Houston State. He also had blocked punt to go along with five tackles vs. Southern. **1992:** Despite a hamstring injury suffered early in the season, Darryl finished with 66 tackles (third highest on team) and four interceptions. Three of those four interceptions came in one game against Central Florida. He led the Colonels in tackles in the last three weeks of the year from his free safety spot with 25 tackles. He had a season-high nine tackles and blocked a kick against Northwestern State. **1991:** Darryl was named second-team all-America selection by the Associated Press the Southland Conference's Freshman of the Year. He led the conference with eight interceptions (fourth in the nation), including pickoffs in his first three career games. Darryl finished as the team's third-leading tackler with 79 stops, including a season-high 13 tackles against North Texas. **1990:** Darryl was redshirted as a freshman.

Personal: Darryl was an all-district, all-area and all-Pike Count selection for state champion South Pike High School. An honor-roll student at Nicholls, he took 22 credit hours in the fall to earn his bachelors degree. Darryl was born July 21, 1972 in Ft. Worth Texas.



22 LARRY JONES

RB • Rookie • 6-0 • 244 • Miami • 02/16/71

Up Close

• *Larry was selected as the Orange Bowl MVP as a freshman when he rushed for an Orange Bowl record 144 yards in the Miami win over Nebraska.*



How Acquired: Selected in 4th round of 1995 draft (103rd overall).

College Career: 1994: A second-team all-Big East choice, Larry shared the tailback duties with Larry Stewart, starting two games as a senior. He ended the year with a career-high 409 yards rushing on 88 carries (4.6 avg.) to add to his career totals of 1,495 yards on 295 carries. His top efforts as a senior came against Virginia Tech when he rushed for 66 yards on 16 carries, including a touchdown, and against Temple gaining 64 yards on eight carries and one score. **1993:** Larry played in every game and had five starting assignments gaining 400 yards on 57 carries and four touchdowns. His 7.02-yard average led the Hurricanes and is the third highest rushing average in school history. He also enjoyed his most productive receiving year with 12 catches for 72 yards. Larry opened the year with 81 yards on eight carries against Boston College then followed that effort with 68 yards on eight carries, including a five-yard TD. His top effort came against Pittsburgh gaining 135 yards on eight attempts with an 88-yard touchdown run. His 88 yarder was the second longest in run from scrimmage in Miami history, and the longest since 1955. **1992:** As a reserve fullback, Larry carried the ball 85 times for 360 yards and six touchdowns. His top game came against West Virginia picking up 88 yards on six carries, including a 70-yard touchdown and caught two passes for 23 yards. His 11-yard scoring run gave Miami a 16-10 win over Syracuse. **1991:** His freshman year was capped by a brilliant performance in the Orange Bowl when he was selected the game's Most Valuable Player. Coming off the bench, Larry set a Miami bowl record gaining a career-high 144 yards on 30 attempts, including a one-yard TD dive in the 22-0 win over Nebraska. During the regular season, Larry gained 326 yards on 65 carries as a reserve fullback. **1990:** He was redshirted as a freshman.

Personal: Larry completed his prep career in the shadow of Florida Field at Gainesville High School in Gainesville, Florida. An all-state pick as a junior gaining 969 yards with 12 touchdowns, he did not play as a senior due to a knee injury. He received his degree in criminal justice at Miami in 1994. Larry was born February 16, 1971 in Gainesville, Florida.



46 JAMIE ASHER

TE • Rookie • 6-3 • 243 • Louisville • 10/31/72

Up Close


• *An outdoorsman at heart, Jamie killed his first buck with a bow and arrow at the age of 12. He and his father - who is nicknamed "Daniel," as in Boone, also have won a couple of bass fishing tournaments.*



How Acquired: Selected in 5th round of 1995 draft (137th overall).

College Career: 1994: A first-team UPI all-America, Jamie was college football's top receiving tight end last season with 70 catches for 794 yards (11.3 avg.) and one touchdown. He finished his career as Louisville's all-time leading pass catcher with 151 career receptions. His 1,741 career receiving yards is second on the Cardinals' all-time list behind NFL veteran Mark Clayton (2,005 yards). He opened the '94 season by setting a Louisville single-game reception mark grabbing 12 passes for 107 yards vs. Kentucky. He also had double-digit receptions vs. Army (10 for 144 yards) and vs. Navy (11 for 108) becoming the first Cardinal receiver to record three 100-yard receiving games in a single season. **1993:** Jamie led the Cardinals in receiving catching 52 passes for 658 yards (12.7 avg.) and three scores. He became only the fourth player in Louisville history to record 50-or-more receptions in a season. **1992:** He played in nine games with seven starts coming at fullback. He finished the year second on the team with 21 catches for 176 yards (8.4 avg.) and one touchdown. **1991:** Jamie saw action in a reserve capacity at tight end catching 10 passes for 113 yards (11.3 avg.), including a season-high five catches vs. Florida State.

Personal: Jamie was a three-year starter in football, basketball and baseball at Warren Central High School in Indianapolis, IN. He started out as a quarterback and defensive back before winding up at wide receiver and linebacker as a senior at Clay County High School in Clay, KY. He went on to become all-state in baseball as a senior. Jamie's other passions are fishing and hunting. He killed his first buck with a bow and arrow when he was 12, and his father - nicknamed "Daniel," as in Boone - estimates they have killed 80 to 100 deer together. He and his father have also teamed up to win a couple of bass fishing tournaments. as in An education major at Louisville, he was born October 31, 1972 in Indianapolis.



96 RICH OWENS

DE • Rookie • 6-6 • 263 • Lehigh • 05/22/72


Up Close

• *Rich was a three-sport prep player at Lincoln High School in Philadelphia, PA, where he combined football, wrestling and track.*

How Acquired: Selected in 5th round of 1995 draft (152nd overall).

College Career: **1994:** An outstanding prospect, Rich saw limited playing time his first three years but blossomed into an NFL caliber defensive lineman during his senior year. He recorded 36 tackles (22 solos), five sacks and 10 tackles for loss. **1993:** Nagging injuries, along with maintaining his academic work load, curtailed his junior season. **1992:** As a sophomore, Rich was used sparingly recording one assisted tackle. **1991:** Rich did not see any playing time as a freshman.

Personal: Rich was a two-year letterwinner at defensive end and tight end at Lincoln High School in Philadelphia, PA. A co-captain his senior year, he also ran track and wrestled in high school. An architecture major, Rich was born May 22, 1972 in Philadelphia.



74 BRIAN THURE

T • Rookie • 6-5 • 300 • California • 09/03/73

Up Close


• *Brian comes from a University of California family, his father was a member of the Golden Bears crew team from 1963-66.*

How Acquired: Selected in 6th round of 1995 draft (176th overall).

College Career: **1994:** A three-year starter at California, Brian capped off his college career with an honorable mention selection to the all-Pac 10 Conference football team. A strong run blocker, he was a two-year starter at Berkeley. **1993:** Voted the team's most improved lineman following his junior campaign, Brian started 12 of 13 games. He gained 20 pounds and strength during a rigorous offseason conditioning program. **1992:** Brian stepped into the starting lineup at tackle and started 10 of 11 games for the Golden Bears as a

sophomore. **1991:** A true freshman without a redshirt year, Brian played a reserve role at tackle.

Personal: Brian was one of Cal's finest student-athlete's earning all-Pac 10 academic honors. He received his degree from the prestigious Haas School of Business with a 3.2 GPA. A dominant prep performer at Salinas High School where he earned all-league and all-county honors. He also lettered twice in basketball and three times in track throwing the shot put and discus. Brian was a first-team all-state academic selection with a 4.0 GPA in high school following in his parents footsteps who both attended Cal. His father, Douglas (deceased), was a member of the Bears crew team from 1963-66. Brian was born September 3, 1973 in Downey, CA.



29 SCOTT TURNER

CB • Rookie • 5-9 • 178 • Illinois • 02/26/72

Up Close

- *Besides being a standout football player for the Illini, he was the 1991 Big 10 Track and Field Freshman of the Year.*

How Acquired: Selected in 7th round of 1995 draft (226th overall).

College Career: 1994: A four-year letterwinner at Illinois, he started every game at cornerback in 1994 recording two interceptions. Also the Illini's top special teams player, he shared the team's special teams player of the year award. He was the fastest player on the Illini roster. **1993:** Scott made the successful transition from offense to defense as a junior moving from split end to cornerback. He was an outstanding contributor on special teams. **1992:** A broken jaw suffered in practice before the Minnesota game kept him of action for the rest of the season after starting at split end for th first three games of the season. **1991:** It was a year of transition and change for Scott as he shuffled back and forth from offense to defense, then back to offense. He opened the year moving from wide receiver to cornerback, then was moved back to wide receiver when injuries hurt that unit. He caught four passes for 43 yards and returned four kickoffs for 55 yards. **1990:** Redshirted as a freshman.

Personal: Scott earned his bachelor's degree in speech communications before the start of his final football season. He was the 1991 Big 10 Indoor Track and Field Freshman of the Year and was a two-time conference 400-meter sprint champion. He was born February 26, 1972 in Richardson, TX.


No	Name	Pos	Ht	Wt	Birthdate	Exp	College	How Acquired
	Abraham, Zach	WR	6-0	180	04/24/72	R	West Virginia	FA '95
	Alexander, Patrise	LB	6-1	255	10/23/72	R	SW Louisiana	FA '95
	Blanton, Scott	K	6-2	223	07/01/73	R	Oklahoma	FA '95
	Bretz, Brad	QB	6-5	218	08/17/70	1	Cal-State Hayward	FA '95
	Burrest, Damon	DT	6-3	311	10/11/71	R	New Mexico	FA '95
	Carpenter, Kareem	TE	6-6	225	10/14/72	R	Eastern Michigan	FA '95
	Crews, Terry	LB	6-2	245	07/30/68	1	Western Michigan	FA '95
	Dammann, Ken	G	6-5	285	01/17/72	R	Rutgers	FA '95
	Espósito, Dan	HB	5-11	205	05/11/72	R	Millersville State	FA '95
	Frazier, Joe	FB	6-0	212	04/13/72	R	Auburn	FA '95
	Henson, Don	T	6-5	297	01/30/71	1	Sam Houston State	FA '94
	Hunter, Marcus	LB	6-2	245	12/29/71	R	North Alabama	FA '95
	Jones, Reggie	WR	6-0	175	05/05/71	R	LSU	FA '95
	Killian, P.J.	LB	6-2	240	05/19/71	1	Virginia	FA '95
	Lewis, Ron	G	6-3	299	11/17/72	R	Washington State	FA '95
	Mahone, Elic	DE	6-4	260	03/07/72	R	USC	FA '95
	Moore, Rod	WR	6-2	195	12/16/68	1	Utah State	FA '95
	Newman, Patrick	WR	6-0	209	09/10/68	5	Utah State	FA '95
	Olive, Bobby	WR	6-0	167	04/22/69	1	Ohio State	FA '95
	Oliver, Muhammad	DB	5-11	185	03/12/69	4	Oregon	FA '95
	Sullivan, Kent	P	6-0	202	05/15/67	3	Cal-Lutheran	FA '95
	Sutton, Eric	DB	5-10	170	10/24/72	R	San Diego State	FA '95
	Talanoa, Ken	DE	6-4	271	12/14/72	R	Arizona State	FA '95
	Thompson, Ernie	FB	6-0	260	10/25/69	1	Indiana	FA '95
	Turk, Matt	P	6-5	230	06/16/68	1	Wis.-Whitewater	FA '95
	Videtic, Steve	K	6-1	200	11/04/71	R	North Carolina State	FA '95

Abraham was voted the Mountaineers 1994 most valuable player by his teammates. He had his finest season last year with 41 receptions for 752 yards and six touchdowns, including a 60-yard touchdown with just :15 left to win the Pittsburgh game. Zack continued his big play antics with two TDs against Boston College, including the game-winning 19 yarder with just 4:52 remaining. He was chosen the Big East and ECAC player of the week following the Pitt game. He caught 51 passes for 926 yards in two seasons at West Virginia. He attended Wheeling Park High School in Wheeling, WV.

Alexander earned all-conference honors leading USL in tackles with 110 total tackles (63 solos, 47 assists) and 16 tackles for loss last season. Alexander also registered three sacks, four interceptions and three forced fumbles as a senior. A two-year starter, his career totals included 205 total tackles and 24 tackles for loss. He attended Ball High School in Galveston, TX.

Blanton finished 1994 as the top-rated field goal kicker in the Big Eight Conference connecting on 11 of 16 attempts. He also handled punting for the Sooners with a 35.3-yard average on 29 punts. In his four years at Oklahoma, Blanton connected on 41 of 61 field goals and punted 77 times for a 36.8 average. He ended his career seventh on the Sooners' all-time scoring list with 237 points. He attended Norman High School in Norman, OK.

Bretz spent this past off-season playing for the Frankfurt Galaxy of the World League. He completed 24 of 36 passes for 269 yards and three touchdowns. Most of



Joe Jacoby was signed as an unheralded free agent in 1981 from the University of Louisville. He played 13 years, made four Pro Bowl appearances and started four Super Bowls.

his work came in week 9 when he earned World League Offensive Player of the Week honors in the Galaxy's 37-24 victory over the Scottish Claymores. Brad, replaced injured starter Paul Justin on Frankfurt's second play from scrimmage and completed 22 of 33 passes for 252 yards, three touchdowns and one interception. He signed as a rookie free agent by Dallas in 1993 and was in the Cowboys training camp in 1993 and 1994. A two-year starter and all-Northern California Athletic Conference selection at Cal State-Hayward, Brad completed 180 of 293 passes (61.4%) for 2,339 yards, 16 touchdowns, and 13 interceptions in his senior year. He completed his career ranked first in career completions (370), second in total offense (4,475), third in passing yardage (4,370) and touchdown passes (32). He attended West Valley Jr. College and Branham High School in San Jose, CA.

Burrest a three-year letterman on the defensive line, played in 33 games with 19 starts in three years at New Mexico. He finished with 7.5 career sacks and 119 total tackles. Last season Burrest started eight games with four sacks, 44 tackles and seven forced fumbles. He transferred to New Mexico in 1992 after spending one season at junior college national champion Northeast Oklahoma A&M. He attended Tabb (VA) High School.

Carpenter did not play college football, but played college basketball at Idaho State and then Eastern Michigan. He scored 860 career points to rank 26th on the Eastern Michigan all-time scoring list and his 585 career rebounds is 9th all time. He was named a first-team all-Mid-American Conference as a junior and a second-team as a senior. He set the EMU single-game record with 27 rebounds against Western Michigan. He attended Huron High School in Ann Arbor, MI.

Crews spent this past spring with Germany's Rhein Fire of the World League where he was the Fire's fourth leading tackler with 50 tackles and the team leader with five sacks. He was originally an 11th round draft choice by the Rams in 1991 from Western Michigan. Released by the Rams, he was signed by the Chargers and waived in training camp in 1993. He also spent part of his 1993 preseason with the Green Bay Packers before being waived. He attended Flint Academy in Flint, MI.

Dammann earned all-Big East honors as a senior and honorable mention all-America mention at offensive tackle. Switched from defensive end to the offensive line in the spring of his redshirt freshman season. He started the final four games of the year at tackle and then held down that spot for the next three seasons. Ken attended Red Bank Regional High School in Little Silver, NJ. His name is pronounced DAY-men.

Dubose finished his career at Clark University as one of the most dominating linebackers in SIAC. He started four years on defense and one on offense. As a defensive player he made a total of 151 tackles (84 solos, 67 assists) and 19 sacks. He also caused six fumbles and recovered four fumbles. On offense he caught six passes for 58 yards and two touchdowns. He was named all-conference four straight years and was an honorable mention all-conference pick as a senior at tight end. He attended Decatur (GA) High School.

Esposito totaled 1,654 career rushing yards (5.9 avg.) and 11 touchdowns during his four-year career at Millersville (PA) University. Dan posted career-best

numbers as a senior gaining 1,010 (6.0 avg.) and six touchdowns earning ECAC Division II honors. He also caught 46 career passes for 592 yards (12.9 avg.) and five touchdowns during his career. Dan was named NCAA Division II co-national offensive player of the week after his performance against Clarion rushing for 177 yards and three touchdowns. Dan attended Lake Brantley High School in Altamonte Springs, FL for three years before finishing at Abraham Lincoln High School in Philadelphia.

Frazier started all 11 games at fullback for Auburn in 1994, after making switch back to offense from linebacker. Finished 1994 with 139 yards and one touchdown on 38 carries and added one reception for 10 yards. Led team in rushing as a redshirt freshman in 1991 with 651 yards and four touchdowns on 140 carries. Finished career at Auburn with 859 yards and six touchdowns on 198 carries and 21 receptions for 244 yards and a touchdown. He attended Sidney Lanier High School in Montgomery, AL.

Henson promising college career was cut short with a knee injury that forced him to miss his senior year at Sam Houston State. An honorable mention all-conference offensive tackle as a senior, has spent the past two seasons rehabilitating his injured knee. He attended Nimitz High School in Aldine, TX.

Hunter started 50 games at defensive end for Division II powerhouse North Alabama. He finished his career with 198 total tackles, including 69 tackles as a senior. He also recorded 17.5 sacks during his Lion career with a season-best 6.5 sacks last year. Marcus added 14 tackles for loss, including a career-high 12 tackles for loss during his senior campaign. He was selected Gulf South Conference Freshman of the year and was a first-team all-Gulf South Conference selection as a sophomore. He attended Hale County High School in Moundville, AL.

Jones did not play football at LSU, but was an All-American in track for the Tigers. He set the school record in triple jump in 1992 at LSU with a leap of 56-foot-2 inches and was a two-time junior college national champion in the indoor and outdoor triple jump at Butler County Community College. He attended Wyandotte High School in Kansas City, MO.

Killian spent the 1994 preseason with the Browns before being waived at the end of training camp. Signed as a free agent by Cleveland after a stellar career at the University of Virginia where he finished as the third leading tackler (316 total) in Wahoo history. A series of injuries curtailed his senior year forcing him to miss five games. He attended Fox Chapel High School in Pittsburgh, PA.

Lewis transferred to Washington State from West Los Angeles Community College where he was an all-Western State Conference first team. He played one year at Washington State after sitting out his redshirt year. He started the final 10 games of the year last season helping the Cougars to the Alamo Bowl. He attended Dorsey High School in Los Angeles, CA.

Mahone returned to the field in 1994 after redshirting in 1993. He started the first two games before injuries sidelined him for the next five games. He returned for the final five games of the season and started the Cotton Bowl against Texas Tech. Began college career as a tight end before switching to defensive end as a

junior in 1992. He attended John Muir High School in Pasadena, CA.

Moore caught 31 passes for 409 yards (13.2 avg.) and three touchdowns this spring for Germany's Rhein Fire. Before joining Rhein, Moore was in the San Francisco 49ers training camp last year before being waived. He signed as a free agent by the Seattle Seahawks in 1992 from Utah State where he ended his college career with 153 receptions for 2,422 yards. He attended John F. Kennedy High School in Richmond, CA.

Newman has played four years in the NFL. Signed by the Browns as a free agent last year, he was released in training camp but was re-signed by Cleveland on October 5 and spent the next seven weeks on the Browns' inactive squad before being waived for a second time on December 7. Originally drafted in the 10th round by the Vikings in 1990 (249th overall), he spent the entire season on injured reserve with an ankle injury. He signed as a Plan B free agent in 1991 with New Orleans and played in 33 games for the Saints. He was on the Saints' practice squad for the first nine week of the 1991 season before playing in the final seven contests on special teams. He played in the first three games of the 1992 season before being released. He was re-signed by the Saints and played in the final seven games, primarily as a punt returner (23 returns for 6.9 avg.). He played in all 16 games in 1993, totalling six special teams tackles and two defensive tackles. He also recorded eight catches for 121 yards and one TD, plus one punt return for 14 yards. He was a three-year starter at Utah State finishing as the school's second all-time leading receiver with 145 catches for 2,221 yards and 17 TDs. He attended Lincoln Senior High School in San Diego, CA.

Olive led Germany's Frankfort Galaxy in receiving catching 57 passes for 899 yards (15.8 avg.) and two touchdowns during the 10-game season. Olive was originally an 11th round draft choice from Ohio State by the Kansas City Chiefs in 1991. He spent his rookie year on the Chiefs developmental squad. He was signed as a free agent by Atlanta in 1992 and was waived during training camp. Olive was signed as a free agent by the Cleveland Browns in 1994 before being waived in training camp. Bobby attended Frederick Douglass High School in Atlanta.

Oliver has played three years in the NFL. He played in 13 games with two starts for Dolphins in 1994 and finished with one interception and eight tackles. Drafted in the ninth round of the 1992 draft by Denver and saw action in the first three games of the season, before he partially tore a ligament in his left knee and was placed on injured reserve the remainder of the season. He spent parts of the 1993 season on the rosters of Denver, Kansas City and Green Bay before arriving in Miami on December 21. He attended North High School in Phoenix, AZ.

Sullivan has punted in five NFL games for three different teams since 1991. His first bid at an NFL roster spot came in 1989 when he signed as a free agent from Cal-Lutheran with the Chicago Bears. Released at the end of training camp he re-signed with the Bears in 1990 and was again released at the end of training camp. In 1991, Kent punted for San Antonio of the World League, finishing with a 38.2-yard average on 10 punts. He recorded the second-longest punt in WFL history with a 74-yard effort. He signed with Houston after the World League season and punted in the Oilers season opener vs. the Raiders (3 for 35.3 avg.) before being

released. He completed his second season with San Antonio the following spring leading the World League with a 41.6-yard average. He signed with the Chiefs and was waived prior to the start of the season. He re-signed with the Chiefs in December and punted in one game averaging 41.2 yards on six punts. He began the 1993 season in the 49ers training camp and was released. He signed with San Diego and punted in two games averaging 41.6 yards on 13 punts. Waived again by the Chargers on Oct. 15, he signed with Houston on Nov. 13 and punted in one game. He re-signed with San Diego in December but was inactive for one game before being released a second time. His career totals include: 24 punts/967 yards/59 long/49.3 avg./1 TB/9 inside-20/37.0 net average. He attended Northridge High School in Middlebury, IN.

Sutton intercepted three passes last year at San Diego State finishing his career with nine interceptions. A WAC honorable mention pick as both a junior and senior when he started every game for the Aztecs at cornerback. He attended at Inglewood High School in Inglewood, CA.

Talanoa played in nine games last season, starting eight at the right defensive tackle position. He recorded five sacks and 22 tackles in 1994 for Arizona State. He transferred to Arizona State in 1993 from El Camino Junior College, where he recorded 11 sacks and 54 tackles in 1992 and was a All-American first team selection by J.C. Gridwire. He attended El Segundo (CA) High School.


Thompson was a 12th round draft choice by the Rams in 1991 and spent the first 12 weeks of the season on the practice squad before playing in the final four games of the years. He had his only two carries of the season for nine yards vs. the Redskins. He was released by the Rams at the end of the 1992 training camp and did not play for another team the rest of the season. In 1993, Ernie signed with the Kansas City Chiefs as a free agent. He played in all 16 games, including two starts, and gained 28 yards on 11 carries. He also caught four passes for 33 yards. In three playoff contests for the Chiefs, he had one reception for 12 vs. Buffalo. He was waived last year by the Chiefs in training camp and did not play the remainder of the year. His career NFL stats: Rushing (13/27/2.8/14/0); Receiving (6/68/11.2/22/1). He attended North High School in Terre Haute, IN.

Turk will be making his third attempt at an NFL roster spot after previous tries with Green Bay in 1993 and the Rams in 1994. As a collegiate punter at Wisconsin-Whitewater, he punted 110 times for 3,991 yards while averaging 36.3 yards per punt. He is the younger brother of veteran Raiders center Dan Turk. He attended Greenfield High School in Greenfield, WI.

Videtch hasn't missed a field goal inside 40 yards the past two years for N.C. State (22-22). He connected on 16 of 18 field goal attempts last season and was 12 of 13 in 1993 for a .903 average the past two seasons. He attended Ledford High School in Thomasville, NC.



STATISTICS & RECORDS





1994 NFL FINAL STANDINGS

AMERICAN CONFERENCE**Eastern Division**

	W	L	T	PCT
Miami	10	6	0	.625
* New England	10	6	0	.625
Indianapolis	8	8	0	.500
Buffalo	7	9	0	.438
NY Jets	6	10	0	.375

Central Division

Pittsburgh	12	4	0	.750
* Cleveland	11	5	0	.688
Cincinnati	3	13	0	.188
Houston	2	14	0	.125

Western Division

San Diego	11	5	0	.688
* Kansas City	9	7	0	.563
LA Raiders	9	7	0	.563
Denver	7	9	0	.438
Seattle	6	10	0	.375

* Wild Card

NATIONAL CONFERENCE**Eastern Division**

	W	L	T	PCT
Dallas	12	4	0	.750
NY Giants	9	7	0	.563
Arizona	8	8	0	.500
Philadelphia	7	9	0	.438
Washington	3	13	0	.188

Central Division

Minnesota	10	6	0	.625
* Green Bay	9	7	0	.563
* Detroit	9	7	0	.563
* Chicago	9	7	0	.563
Tampa Bay	6	10	0	.375

Western Division

San Francisco	13	3	0	.813
New Orleans	7	9	0	.438
Atlanta	7	9	0	.438
LA Rams	4	12	0	.250

1994 NFL POSTSEASON**AFC First Round Playoff Games**

MIAMI 27, Kansas City 17
 CLEVELAND 20, New England 13

AFC Divisional Playoff Games

PITTSBURGH 29, Cleveland 9
 SAN DIEGO 22, Miami 21

AFC Championship Game

San Diego 17, PITTSBURGH 13

NFC First Round Playoff Games

GREEN BAY 16, Detroit 12
 Chicago 35, MINNESOTA 18

NFC Divisional Playoff Games

SAN FRANCISCO 44, Chicago 15
 DALLAS 35, Green Bay 9

NFC Championship Game

SAN FRANCISCO 38, Dallas 28

HOME TEAM IN CAPS

Super Bowl XXIX at Joe Robbie Stadium, Miami, Florida
 SAN FRANCISCO 49, San Diego 26

AFC-NFC Pro Bowl at Honolulu, Hawaii
 AFC 41, NFC 13

1994 STATISTICS

WON 3, LOST 13

Sept. 4	L	7-28	Seattle	52,930
Sept. 11	W	38-24	at New Orleans	58,049
Sept. 18	L	23-31	at New York Giants	77,298
Sept. 25	L	20-27	Atlanta	53,238
Oct. 2	L	7-34	Dallas	55,394
Oct. 9	L	17-21	at Philadelphia	63,947
Oct. 16	L	16-19	• Arizona	50,019
Oct. 23	W	41-27	Indianapolis	57,879
Oct. 30	L	29-31	Philadelphia	53,530
Nov. 6	L	22-37	San Francisco	54,335
Nov. 20	L	7-31	at Dallas	64,644
Nov. 27	L	19-21	New York Giants	43,384
Dec. 4	L	21-26	at Tampa Bay	45,121
Dec. 11	L	15-17	at Arizona	53,790
Dec. 18	L	14-17	Tampa Bay	47,315
Dec. 24	W	24-21	at L.A. Rams	25,705

• overtime

Redskins Opponents

TOTAL FIRST DOWNS	269	331
Rushing.....	79	129
Passing.....	166	182
Penalty.....	24	20
3rd Down; Made/Att.....	75/209	87/223
3rd Down Pct.....	35.9	39.0
4th Down; Made/Att.....	4/13	5/10
4th Down Pct.....	30.8	50.0
POSSESSION AVG.	26:55	33:05
TOTAL NET YARDS	4,793	5,609
Avg. Per Game.....	299.6	350.6
Total Plays.....	974	1080
Avg. Per Play.....	4.9	5.2
NET YARDS RUSHING ..	1,415	1,975
Avg. Per Game.....	88.4	123.4
Total Rushes.....	407	556
NET YARDS PASSING ...	3,378	3,634
Avg. Per Game.....	211.1	227.1
Sacked/Yards Lost.....	21/146	28/165
Gross Yards.....	3,524	3,799
Att./Completions.....	546/271	496/300
Completion Pct.....	49.6	60.5
Had Intercepted.....	27	17
PUNTS/AVERAGE	82/44.4	87/40.3
NET PUNTING AVG.	82/36.1	87/33.0
PENALTIES/YARDS	88/730	98/839
FUMBLES/BALL LOST ..	21/13	21/6
TOUCHDOWNS	37	52
Rushing.....	5	24
Passing.....	25	22
Returns.....	7	6

PASSING	Att	Comp	Yds	Cmp%	Yds/Att	TD	TD%	Int	Int%	Long	Sack/Lost	Rating
Shuler.....	265	120	1,658	45.3	6.26	10	3.8	12	4.5	81t	12/83	59.6
Friesz.....	180	105	1,266	58.3	7.03	10	5.6	9	5.0	73t	6/45	77.7
Frerotte.....	100	46	600	46.0	6.00	5	5.0	5	5.0	51	3/18	61.3
Mitchell.....	1	0	0	0.0	0.00	0	0.0	1	100.0	0	0/0	0.0
REDSKINS	546	271	3,534	49.6	6.45	25	4.6	27	4.9	81t	21/146	65.0
Opponents.....	496	300	3,799	60.5	7.66	22	4.4	17	3.4	85t	28/165	84.9

SCORE BY PERIODS

	1	2	3	4	OT	TOTAL
REDSKINS	44	137	62	77	0	320
Opponents.....	95	128	81	105	3	412

RUSHING

	No.	Yds	Avg	Long	TD
Ervins.....	185	650	3.5	49	3
Mitchell.....	78	311	4.0	33	0
Brooks.....	100	297	3.0	15	2
Shuler.....	26	103	4.0	26	0
C. Smith.....	10	48	4.8	13	0
Winans.....	1	5	5.0	5	0
Howard.....	1	4	4.0	4	0
Frerotte.....	4	1	0.3	2	0
Friesz.....	1	1	1.0	1	0
Ellard.....	1	-5	-5.0	-5	0
REDSKINS	497	1,415	3.5	49	5
Opponents.....	556	1,975	3.6	38	24

RECEIVING

	No.	Yds	Avg	Long	TD
Ellard.....	74	1,397	18.9	73t	6
Ervins.....	51	293	5.7	21	1
Howard.....	40	727	18.2	81t	5
Mitchell.....	26	236	9.1	46t	1
Winans.....	19	344	18.1	51	2
Horton.....	15	157	10.5	20	3
C. Smith.....	15	118	7.9	28	1
Brooks.....	13	68	5.2	16	0
Jenkins.....	8	32	4.0	9	4
Wyeheck.....	7	55	7.9	20	1
Truitt.....	2	89	44.5	77t	1
Shepherd.....	1	8	8.0	8	0
REDSKINS	271	3,524	13.0	81t	25
Opponents.....	300	3,799	12.7	85t	22

INTERCEPTIONS

	No.	Yds	Avg	Long	TD
A. Collins.....	4	150	37.5	92t	2
Carter.....	3	58	19.3	40	0
Bayless.....	3	38	12.7	19	0
Green.....	3	32	10.7	27t	1
Hollingquest.....	1	39	39.0	39	0
Gouveia.....	1	7	7.0	7	0
Stowe.....	1	2	2.0	2	0
Grant.....	1	0	0.0	0	0
REDSKINS	17	326	19.2	92t	3
Opponents.....	27	482	17.9	73t	4

SCORING	TD-Ru-Pa-Rt	PAT	FG	S	TP
Lohmiller	0 0 0 0	30/32	20/28	0	90
Ellard	6 0 6 0	0/0	0/0	0	36
Howard	5 0 5 0	0/0	0/0	0	32
Ervins	4 3 1 0	0/0	0/0	0	24
Jenkins	4 0 4 0	0/0	0/0	0	24
Mitchell	3 0 1 2	0/0	0/0	0	20
Horton	3 0 3 0	0/0	0/0	0	18
Winans	2 0 2 0	0/0	0/0	0	14
Brooks	2 2 0 0	0/0	0/0	0	12
A. Collins	2 0 0 2	0/0	0/0	0	12
Bayless	1 0 0 1	0/0	0/0	0	6
Green	1 0 0 1	0/0	0/0	0	6
Morrison	1 0 0 1	0/0	0/0	0	6
C. Smith	1 0 1 0	0/0	0/0	0	6
Truitt	1 0 1 0	0/0	0/0	0	6
Wycheck	1 0 1 0	0/0	0/0	0	6
REDSKINS	37 5 25 7	30/32	20/28	1	320
Opponents	52 24 22 6	47/47	17/28	0	412

2-pt Conversions: Howard, Mitchell, Winans, REDSKINS 3-5. Opponents 1-5

FIELD GOALS	1-19	20-29	30-39	40-49	50+	Totals	Yds/Att	Yds/Made	Yds/Miss	Long
Lohmiller	0/0	9/11	5/6	5/8	1/3	20/28	35.1	33.0	40.4	54
Opponents	0/0	7/7	6/9	2/8	2/4	17/28	37.4	33.5	43.4	53
	.000	1.000	.667	.250	.500	.607				
Lohmiller: (34N) (31G) (25G, 41G, 23N, 35G) (47N) (47G) (51B) (21G, 27G) (54G, 23G, 40G) (22G, 23G) (53N) (43G, 29G, 29G, 46G) (34G, 31G, 29N, 21G) (44N) (37G, 42N)										
Opponents: (29G, 53N) (34G) (30G, 22G) (28G, 47G) (35G, 43N, 45N, 29G) (50G, 28G) (49N, 42N, 30G) (32G) (32G, 51N) (43N, 34N) (53G, 22G) (27G) (42G, 46N, 38N) (33N)										

PUNTING	No.	Yds	Avg	Net	TB	In 20	Long	Blk
Roby	82	3,639	44.4	36.1	12	21	65	0
REDSKINS	82	3,639	44.4	36.1	12	21	65	0
Opponents	87	3,506	40.3	33.0	9	27	59	0

SACKS (28): Harvey 13.5, Woods 4.5, Wilson 2.5, Marshall 2.0, A. Collins 1.5, T. Johnson 1.0, Nottage 1.0, Palmer 1.0, Coleman 0.5, Hollinquest 0.5. Opponents 21.

PUNT RETURNS	Ret	FC	Yds	Avg	Lg	TD
Mitchell	32	24	452	14.1	78t	2
REDSKINS	32	24	452	14.1	78t	2
Opponents	45	11	441	9.8	83t	1

KICKOFF RETURNS	No.	Yds	Avg	Lg	TD
Mitchell	58	1,478	25.5	86	0
Wycheck	4	84	21.0	43	0
Rush	3	45	15.0	25	0
W. Bell	2	43	21.5	25	0
A. Collins	1	0	0.0	0	0
Ervins	1	17	17.0	17	0
Haws	1	10	10.0	10	0
Jenkins	1	4	4.0	4	0
Tr. Johnson	0	4	---	4	9
REDSKINS	71	1,685	23.7	86	0
Opponents	62	1,389	22.4	96t	1

Offensive Line Led NFC

The Redskins offensive line provided the best pass protection in the NFC in 1994 allowing only one sack per 26 pass attempts. New Orleans (one sack every 23.7 passes) and Dallas (one per 22.4) were second and third. The Redskins ratio was also the fourth best in team history. The Redskins finished fifth overall in the NFL behind Cleveland, Kansas City, New England and Miami.



DEFENSIVE STATISTICS

	Solos	Assists	Tackles For Loss	Total
1. Andre Collins.....	99	65	7	171
2. Tyronne Stowe.....	80	73	4	157
3. Ken Harvey.....	74	47	9	130
4. Martin Bayless.....	75	48	4	127
5. Darryl Morrison.....	70	29	0	99
6. Sterling Palmer.....	34	47	9	90
7. Tim Johnson.....	38	37	9	84
8. Tony Woods.....	40	33	8	81
9. Darrell Green.....	48	14	2	64
10. Kurt Gouveia.....	31	12	7	50
11. Tom Carter.....	36	9	0	45
12. Bobby Wilson.....	19	15	2	36
13. Dexter Nottage.....	16	15	3	34
14. Monte Coleman.....	15	7	0	22
Leonard Marshall.....	12	8	2	22
16. Shane Collins.....	8	8	3	19
Lamont Hollinquest.....	12	7	0	19
18. Alan Grant.....	10	7	0	17
19. Lamar Mills.....	6	8	1	15
20. Marc Boutte.....	7	5	1	13
21. Deral Boykin.....	4	6	0	10
22. Alvoid Mays.....	6	2	0	8
23. Keith Taylor.....	1	2	0	3
24. AJ Johnson.....	1	0	0	1

Sacks

Ken Harvey.....	13.5
Tony Woods.....	4.5
Bobby Wilson.....	2.5
Leonard Marshall.....	2
Andre Collins.....	1.5
Tim Johnson.....	1
Sterling Palmer.....	1
Dexter Nottage.....	1
Lamont Hollinquest.....	.5
Monte Coleman.....	.5

Total..... 28

QB Hurries

Ken Harvey.....	20
Leonard Marshall.....	8
Sterling Palmer.....	7
Bobby Wilson.....	6
Andre Collins.....	6
Tim Johnson.....	5
Tony Woods.....	5
Dexter Nottage.....	3
Kurt Gouveia.....	1
Shane Collins.....	1
Lamar Mills.....	1
Marc Boutte.....	1

Total..... 64

Interceptions

Andre Collins.....	4•#
Darrell Green.....	3°
Tom Carter.....	3
Martin Bayless.....	3
Kurt Gouveia.....	1
Tyronne Stowe.....	1
Alan Grant.....	1
Lamont Hollinquest.....	1
• 21-yard TD at Colts	
# 92-yard TD at Bucs	
° 27-yard TD vs Cardinals	

Total.....17

Passes Defensed	
Darrell Green	18
Tom Carter	14
Martin Bayless.....	6
Andre Collins	5
Darryl Morrison.....	5
Ken Harvey	3
Lamont Hollinquest.....	3
Alan Grant.....	2
Kurt Gouveia.....	1
Alvoid Mays.....	1
Marc Boutte.....	1
Total.....	59

Forced Fumbles	
Ken Harvey	4
Andre Collins	2
Alvoid Mays.....	1
Tyronne Stowe	1
Martin Bayless.....	1
Sterling Palmer.....	1
Total.....	10

Recovered Fumbles	
Darryl Morrison.....	*2
Martin Bayless.....	• 1
Ken Harvey	1
Andre Collins	1
* 32-yard TD vs 49ers	
• 60-yard TD vs Giants	
Total.....	5



SPECIAL TEAMS

	Tackles	Inside 20	Assists	Total	Blks	Forced Fumbles	Recovered Fumbles
Bayless	0	0	2	2	6	0	0
Boykin	6	2	1	9	3	0	0
Carter	1	0	0	1	18	0	0
Coleman	3	1	3	7	39	0	0
A. Collins.....	0	0	0	0	53	0	1
Eilers	8	1	12	21	52	0	1
Ervins.....	0	0	0	0	7	0	0
Gouveia	7	0	7	0	20	0	0
Green.....	2	0	0	2	9	0	0
Harvey.....	0	0	0	0	1	0	0
Hollinquest	14	5	7	26	47	0	1
Horton.....	0	0	0	0	2	0	0
Jenkins.....	6	2	3	11	35	0	0
AJ Johnson	4	1	2	7	7	0	0
Tré Johnson	0	0	0	0	33	0	0
Match	2	0	3	5	0	0	0
McKenzie	0	0	0	0	8	0	0
Mitchell	3	0	5	8	1	0	0
Morrison.....	10	0	2	12	22	0	0
Nottage.....	1	1	1	3	0	0	0
C. Smith.....	3	0	2	5	21	0	0
V. Smith	0	0	0	0	3	0	0
Stowe.....	6	0	0	6	8	2	0
Thomas.....	5	2	3	10	33	1	0
Wycheck.....	2	0	2	4	21	0	0
Savage.....	1	0	1	2	2	0	0
Grant.....	3	0	2	5	2	0	0
Rush	1	2	2	5	8	0	0
Hamilton	0	0	0	0	1	0	0
W. Bell.....	1	0	2	3	14	0	0
Anderson.....	3	0	2	5	4	0	0

GAME-BY-GAME RUSHING

Opponent	Ervins				Mitchell				Brooks			
	No	Yds	LG	TD	No	Yds	LG	TD	No	Yds	LG	TD
Seattle	2	-6	-1	0	4	18	8	0	12	31	9	0
@ New Orleans	6	33	13	0	7	27	7	0	32	92	11	0
@ NY Giants.....	6	19	7	0	2	4	7	0	13	57	13	0
Atlanta	3	13	5	1	0	0	0	0	10	27	11	1
Dallas	7	9	4	0	2	10	9	0	5	5	4	0
@ Philadelphia	12	42	9	0	0	0	0	0	Inactive			
Arizona	20	57	12	0	6	16	6	0	Inactive			
@ Indianapolis	27	90	11	2	2	4	2	0	0	0	0	0
Philadelphia.....	16	83	25	0	16	85	33	0	0	0	0	0
San Francisco	18	52	9	0	5	17	7	0	0	0	0	0
@ Dallas.....	12	37	8	0	2	6	3	0	10	33	12	0
NY Giants	14	92	49	0	5	36	12	0	1	1	1	0
@ Tampa Bay	8	14	8	0	1	-5	-5	0	2	2	2	0
@ Arizona	9	25	10	0	17	60	16	0	Did Not Play			
Tampa Bay.....	17	57	10	0	0	0	0	0	2	-1	1	0
@ LA Rams.....	9	33	15	0	9	33	11	0	13	50	15	1

Others: Shuler: Seattle (1/1-1/0); Atlanta (1/4/4/0); Dallas (4/4/2/0); @ Philadelphia (2/16/10/0); Arizona (3/12/9/0); NY Giants (4/23/10/0); @ Tampa Bay (1/1-1/0); @ Arizona (2/38/26/0); Tampa Bay (2/6/8/0); @ LA Rams (4/10/8/0). **C. Smith:** @ Philadelphia (1/2/2/0); @ Indianapolis (1/5/5/0); San Francisco (1/2/2/0); @ Dallas (3/8/6/0); Tampa Bay (1/7/7/0); @ LA Rams (3/24/13/0). **Winans:** San Francisco (1/5/5/0). **Howard:** Tampa Bay (1/4/4/0). **Frerotte:** @ Indianapolis (3/1/1/0); San Francisco (1/0/0/0). **Friesz:** @ New Orleans (1/1/1/0). **Ellard:** @ Philadelphia (1/5-5/0).

GAME-BY-GAME RECEIVING

Opponent	Ellard				Ervins				Howard			
	No	Yds	LG	TD	No	Yds	LG	TD	No	Yds	LG	TD
Seattle	7	105	25	0	4	35	21	0	1	27	27t	1
@ New Orleans	3	72	41	2	4	28	11	0	2	37	31t	1
@ NY Giants.....	10	197	36	1	8	56	12	0	4	56	20	0
Atlanta	6	162	73t	1	9	51	12	0	1	25	25	0
Dallas	3	51	19	0	2	5	4	0	0	0	0	0
@ Philadelphia	2	43	22	0	3	9	5	0	2	46	28	0
Arizona	3	50	26	0	2	4	3	0	0	0	0	0
@ Indianapolis	6	108	21	0	1	9	9	0	2	12	6	0
Philadelphia.....	5	84	26	0	0	0	0	0	3	34	15	1
San Francisco	7	93	23	0	7	41	11	0	1	12	12	0
@ Dallas.....	0	0	0	0	1	4	4	0	7	107	20	1
NY Giants	4	81	26	0	3	12	5	0	3	59	27	0
@ Tampa Bay	1	19	19	0	2	6	5	0	5	130	81t	1
@ Arizona	8	191	52t	1	1	6	6	0	4	83	25	0
Tampa Bay.....	4	60	20	1	3	18	15t	1	4	60	23	0
@ LA Rams.....	5	81	22	0	1	9	9	0	1	39	39	0



GAME-BY-GAME RECEIVING

Opponent	Mitchell				Winans				Horton			
	No	Yds	LG	TD	No	Yds	LG	TD	No	Yds	LG	TD
Seattle	2	13	8	0	0	0	0	0	1	18	18	0
@ New Orleans	0	0	0	0	0	0	0	0	3	35	17	0
@ NY Giants	3	22	14	0	2	22	14	0	3	16	11	1
Atlanta	6	57	24	0	0	0	0	0	0	0	0	0
Dallas	2	11	7	0	2	19	11	0	1	2	2	0
@ Philadelphia	0	0	0	0	2	68	41t	2	1	20	20	0
Arizona	3	65	46t	1	0	0	0	0	0	0	0	0
@ Indianapolis	2	16	15	0	2	66	51	0	1	3	3	0
Philadelphia	0	0	0	0	1	23	23	0	1	15	15t	1
San Francisco	1	6	6	0	4	52	17	0	2	17	13	1
@ Dallas	2	11	6	0	2	37	28	0	1	18	18	0
NY Giants	0	0	0	0	1	13	13	0	0	0	0	0
@ Tampa Bay	1	22	22	0	Inactive				1	13	13	0
@ Arizona	1	1	1	0	1	4	4	0	0	0	0	0
Tampa Bay	3	12	11	0	1	30	30	0	0	0	0	0
@ LA Rams	0	0	0	0	1	10	10	0	0	0	0	0

Others: **C. Smith:** @ New Orleans (1/1/1t/1); Arizona (2/19/10/0); @ Indianapolis (1/6/6/0); Philadelphia (2/32/28/0); San Francisco (1/3/3/0); @ Dallas (2/25/17/0); @ Tampa Bay (1/3/3/0); Tampa Bay (2/21/15/0); @ LA Rams (3/8/7/0). **Brooks:** Seattle (3/12/5/0); @ New Orleans (1/16/16/0); @ NY Giants (2/12/9/0); Atlanta (3/11/7/0); @ Dallas (3/16/9/0); @ LA Rams (1/1/1/0). **Jenkins:** @ New Orleans (1/6/6/0); Atlanta (2/17/9/0); @ Indianapolis (2/6/5t/2); Philadelphia (1/1/1t/1); @ Arizona (1/1/1/0); @ LA Rams (1/1/1t/1). **Wycheck:** Seattle (2/14/9/0); Dallas (1/8/8t/1); Arizona (1/20/20/0); @ Dallas (3/13/5/0). **Truitt:** @ Dallas (1/12/12/0); @ Tampa Bay (1/7/7t/1). **Shepherd:** @ Tampa Bay (1/8/8/0).



GAME-BY-GAME PASSING

Opponent	Shuler						Friesz							
	Att	Cmp	Yds	TD	Int	LG	Sack	Att	Cmp	Yds	TD	Int	LG	Sack
Seattle	8	3	14	0	0	8	0/0	32	17	210	1	2	27t	0/0
@ New Orleans	Did Not Play						22	15	195	4	0	41t	1/5	
@ NY Giants	Did Not Play						50	32	381	2	2	36	1/5	
Atlanta	16	10	93	0	1	24	0/0	29	17	230	1	3	73t	1/13
Dallas	30	11	96	1	1	19	2/14	0	0	0	0	0	0	0
@ Philadelphia	27	10	186	2	1	41t	2/15	0	0	0	0	0	0	0
Arizona	32	11	158	1	5	46t	1/9	0	0	0	0	0	0	0
@ Indianapolis	Inactive						0	0	0	0	0	0	0	0
Philadelphia	Inactive						0	0	0	0	0	0	0	0
San Francisco	Inactive						12	8	57	1	0	18	1/8	
@ Dallas	9	5	32	0	0	12	0/0	35	16	193	1	2	28	2/14
NY Giants	28	11	165	0	1	27	1/4	0	0	0	0	0	0	0
@ Tampa Bay	25	13	278	2	1	81t	3/20	0	0	0	0	0	0	0
@ Arizona	27	16	286	1	1	52t	1/3	0	0	0	0	0	0	0
Tampa Bay	35	17	201	2	0	30	1/7	0	0	0	0	0	0	0
@ LA Rams	28	13	149	1	1	39	1/11	0	0	0	0	0	0	0

Others: **Ferrotte:** @ Indianapolis (32-17/226/2/0/51/0-0); Philadelphia (30-13/189/3/2/28/1-8); San Francisco (32-15/167/0/2/23/2-10); @ Dallas (6-1/18/0/1/18/0-0). **Mitchell:** @ Dallas (1-0/0/0/1/0/0-0).

PLAYER PARTICIPATION

Name	GP	GS	DNP	IA	Name	GP	GS	DNP	IA
Anderson, Erick, LB	2	0	0	2	Johnson, Tré, T	14	1	0	2
Bayless, Martin, S	16	15	0	0	Lachey, Jim, T	13	13	0	2
Bell, Coleman, TE	0	0	0	1	Lohmiller, Chip, K	16	0	0	0
Bell, William, RB	8	0	0	7	Kalaniuvalu, Alai, G	0	0	0	1
Boutte, Marc, DT	9	3	0	7	Marshall, Leonard, DT	16	3	0	0
Boykin, Deral, S	12	0	0	0	Matich, Trevor, C	16	0	0	0
Brooks, Reggie, RB	13	5	1	2	Mays, Alvoid, CB	2	0	0	2
Brown, Ray, G	16	16	0	0	McKenzie, Raleigh, G/C	16	16	0	0
Carter, Tom, CB	16	16	0	0	Mills, Lamar, DT	13	4	0	3
Coleman, Monte, LB	16	0	0	0	Mitchell, Brian, RB	16	7	0	0
Collins, Andre, LB	16	16	0	0	Morrison, Darryl, S	16	16	0	0
Collins, Shane, DE	7	0	0	8	Nottage, Dexter, DE	15	1	0	1
Eilers, Pat, S	16	0	0	0	Palmer, Sterling, DE	16	16	0	0
Ellard, Henry, WR	16	16	0	0	Patton, Joe, G	2	0	0	14
Ervin, Ricky, RB	16	10	0	0	Roby, Reggie, P	16	0	0	0
Frerotte, Gus, QB	4	4	0	12	Rush, Tyrone, RB	5	0	0	8
Friesz, John, QB	16	4	0	0	Savage, Sebastian, S	1	0	0	1
Gesek, John, C	15	12	1	0	Schlereth, Mark, G	16	6	0	0
Gouveia, Kurt, LB	14	1	0	2	Shepherd, Leslie, WR	3	0	1	1
Grant, Alan, CB	13	0	0	0	Shuler, Heath, QB	11	8	2	3
Green, Darrell, CB	16	16	0	0	Simmons, Ed, T	16	16	0	0
Hamilton, Rick, LB	1	0	0	1	Smith, Cedric, FB	14	8	0	0
Harvey, Ken, LB	16	16	0	0	Stowe, Tyrone, LB	16	15	0	0
Haws, Kurt, TE	6	0	2	8	Taylor, Keith, S	1	1	0	0
Hollinquest, Lamont, LB	15	0	0	1	Thomas, Johnny, CB	16	0	0	0
Horton, Ethan, TE	16	15	0	0	Truitt, Olanda, WR	9	0	0	7
Howard, Desmond, WR	16	15	0	0	Wilson, Bobby, DT	9	9	0	0
Jenkins, James, TE	16	3	0	0	Winans, Tydus, WR	15	0	0	1
Johnson, AJ, CB	11	0	0	5	Woods, Tony, DE	15	15	0	1
Johnson, Tim, DT	14	13	0	2	Wycheck, Frank, FB	9	1	0	3

GAME-BY-GAME STARTERS

Offense

OPP	WR	LT	LG	C	RG	RT	TE	WR	QB	RB	FB
Seattle.....	Howard	Lachey	Brown	McKenzie	Schlereth	Simmons	Horton	Ellard	Friesz	Brooks	Mitchell
@ NO.....	Howard	Lachey	Brown	McKenzie	Schlereth	Simmons	Horton	Ellard	Friesz	Brooks	Mitchell
@ NYG.....	Howard	Lachey	Brown	McKenzie	Schlereth	Simmons	Horton	Ellard	Friesz	Brooks	Mitchell
Atlanta.....	Howard	Lachey	Brown	McKenzie	Schlereth	Simmons	Horton	Ellard	Friesz	Brooks	Mitchell
Dallas.....	Howard	Lachey	Brown	Gesek	McKenzie	Simmons	Jenkins	Ellard	Shuler	Brooks	Wycheck
@ Phila.....	Howard	Lachey	Brown	Gesek	McKenzie	Simmons	Horton	Ellard	Shuler	Ervin	Mitchell
Arizona.....	Howard	T. Johnson	Brown	Gesek	McKenzie	Simmons	Jenkins	Ellard	Shuler	Ervin	Mitchell
@ Ind.....	Howard	Lachey	Brown	Gesek	McKenzie	Simmons	Horton	Ellard	Frerotte	Ervin	C. Smith
Phila.....	Howard	Lachey	Brown	Gesek	McKenzie	Simmons	Horton	Ellard	Frerotte	Ervin	C. Smith
SF.....	Howard	Lachey	Brown	Gesek	McKenzie	Simmons	Horton	Ellard	Frerotte	Ervin	C. Smith
@ Dallas.....	Howard	Lachey	Brown	Gesek	McKenzie	Simmons	Horton	Ellard	Frerotte	Ervin	C. Smith
NYG.....	Howard	Lachey	Brown	Gesek	McKenzie	Simmons	Horton	Ellard	Shuler	Ervin	C. Smith
@ TB.....	Howard	Lachey	Brown	Gesek	McKenzie	Simmons	Horton	Ellard	Shuler	Ervin	C. Smith
@ Ariz.....	Howard	Lachey	Brown	Gesek	McKenzie	Simmons	Horton	Ellard	Shuler	Mitchell	Jenkins
TB.....	Howard	Brown	McKenzie	Gesek	Schlereth	Simmons	Horton	Ellard	Shuler	Ervin	C. Smith
@ Rams.....	Jenkins	Brown	McKenzie	Gesek	Schlereth	Simmons	Horton	Ellard	Shuler	Ervin	C. Smith

Defense

OPP	LE	LT	RT	RE	LLB	MLB	RLB	LCB	RCB	SS	FS
Seattle.....	Woods	Wilson	Mills	Palmer	Harvey	Stowe	A. Collins	Carter	Green	Taylor	Morrison
@ NO.....	Woods	Wilson	Mills	Palmer	Harvey	Stowe	A. Collins	Carter	Green	Bayless	Morrison
@ NYG.....	Woods	Wilson	Mills	Palmer	Harvey	Stowe	A. Collins	Carter	Green	Bayless	Morrison
Atlanta.....	Woods	Wilson	T. Johnson	Palmer	Harvey	Gouveia	A. Collins	Carter	Green	Bayless	Morrison
Dallas.....	Woods	Wilson	T. Johnson	Palmer	Harvey	Stowe	A. Collins	Carter	Green	Bayless	Morrison

GAME-BY-GAME STARTERS

Defense

OPP	LE	LT	RT	RE	LLB	MLB	RLB	LCB	RCB	SS	FS
@ Phila.....	Woods	Wilson	T. Johnson	Palmer	Harvey	Stowe	A. Collins	Carter	Green	Bayless	Morrison
Ariz.....	Woods	Wilson	T. Johnson	Palmer	Harvey	Stowe	A. Collins	Carter	Green	Bayless	Morrison
@ Ind.....	Woods	Wilson	T. Johnson	Palmer	Harvey	Stowe	A. Collins	Carter	Green	Bayless	Morrison
Phila.....	Woods	Mills	T. Johnson	Palmer	Harvey	Stowe	A. Collins	Carter	Green	Bayless	Morrison
SF.....	Woods	Wilson	T. Johnson	Palmer	Harvey	Stowe	A. Collins	Carter	Green	Bayless	Morrison
@ Dallas.....	Woods	Marshall	T. Johnson	Palmer	Harvey	Stowe	A. Collins	Carter	Green	Bayless	Morrison
NYG.....	Woods	Marshall	T. Johnson	Palmer	Harvey	Stowe	A. Collins	Carter	Green	Bayless	Morrison
@ TB.....	Woods	Marshall	T. Johnson	Palmer	Harvey	Stowe	A. Collins	Carter	Green	Bayless	Morrison
@ Ariz.....	Woods	Boutte	T. Johnson	Palmer	Harvey	Stowe	A. Collins	Carter	Green	Bayless	Morrison
TB.....	Woods	Boutte	T. Johnson	Palmer	Harvey	Stowe	A. Collins	Carter	Green	Bayless	Morrison
@ Rams.....	Woods	Boutte	T. Johnson	Palmer	Harvey	Stowe	A. Collins	Carter	Green	Bayless	Morrison

1994 IN REVIEW

Game 1: September 4, 1994

Seahawks 28 Redskins 7

RFK Stadium 52,930

Norv Turner's head coaching debut started with the Redskins taking the opening drive 82 yards on 8 plays ending with a 27-yard touchdown pass from John Friesz to Desmond Howard.

The Redskins forced Seattle to punt on their first possession, but Brian Mitchell fumbled the punt on the Redskins 12-yard line. On Seattle's next offensive play Chris Warren ran around right end for 12 yards and a touchdown.

The Redskins' next 10 possessions resulted in seven punts, two interceptions and a missed field goal.

The game also marked the debut of quarterback Heath Shuler. His first career pass completion was a four-yard toss to Ricky Ervins on first and 10 from the Redskins 18-yard line with 6:23 left in the game.

Seattle	7	14	7	0	28
Washington	7	0	0	0	7
W - Howard	27 pass from Friesz (Lohmiller kick)				
S - Warren	12 run Kasay kick				
S - Wooden	69 int. return (Kasay kick)				
S - Blades	5 pass from Mirer (Kasay kick)				
S - Warren	4 run (Kasay kick)				

TEAM STATISTICS

	Seahawks	Redskins
First Downs	23	17
Net Yards	360	258
Offensive Plays	67	61
Rushes-Yards	38-184	21-34
Yards Passing	176	224
Att-Comp-Int	28-17-0	40-20-2
Sacks Allowed	1-7	0-0
Punts-Average	8-33.1	7-43.0
Start of Drive	37	21

Penalties	6-53	5-34
Fumbles-Lost	2-0	1-0
Time of Possession	33:14	26:46

Rushing

Redskins - Brooks 12-31, Mitchell 4-18, Ervins 2-(6), Shuler 3-(9).

Seahawks - Warren 22-100-2, Vaughn 8-58, Smith 3-20, Mirer 4-14, Blades 1-(8).

Passing

Redskins - Friesz 32-17-2, 210 yards, 1 TD, Shuler 8-3-0, 14 yards.

Seahawks - Mirer 28-17-0, 183 yards, 1 TD.

Receiving

Redskins - Ellard 7-105, Ervins 4-35, Brooks 3-12, Wycheck 2-14, Mitchell 2-13, Howard 1-27-1, Horton 1-18.

Seahawks - Blades 5-43-1, Martin 4-59, Warren 3-42, Green 2-14, Smith 1-13, Edmunds 1-6, Johnson 1-6.

Interceptions

Redskins - None.

Seahawks - Wooden 1-69-1, Gray 1-0.

Game 2: September 11, 1994

Redskins 38 Saints 24

Louisiana Superdome 58,049

Not only was it a special day for Norv Turner, who earned his first NFL victory, it was a special day for special teamer Brian Mitchell.

Mitchell returned three punts and two kickoffs for a total of 225 yards, the most by a Redskin in more than 20 years (Herb Mul-key had 225 total return yards on 9/23/73 against St. Louis). Mitchell had a 74-yard punt return for a touchdown in the first quarter and an 86-yard kickoff return to start the second half that led to another touchdown.

Henry Ellard was again outstanding grabbing two touchdown passes. His 14-yard catch in the first

quarter gave the Redskins a 7-3 lead and his 41 yarder in the third quarter gave the Skins a 28-9 lead minutes after the Saints had driven 74 yards to narrow the Redskins lead to 21-9.

Ellard's scores were just two of the career-high four touchdown passes thrown by John Friesz who became only the third Redskins QB since 1979 to throw four TD passes in a regular season game.

Washington	14	0	14	10	38
New Orleans	3	0	6	15	24
NO - Anderson 29 FG					
W - Ellard 14 pass from Friesz (Lohmiller kick)					
W - Mitchell 74 punt ret. (Lohmiller kick)					
W - Smith 1 pass from Friesz (Lohmiller kick)					
NO - Haynes 17 pass from Everett (2-pt failed)					
W - Ellard 41 pass from Friesz (Lohmiller kick)					
W - Lohmiller 31 FG					
W - Howard 31 pass from Friesz (Lohmiller kick)					
NO - Small 4 pass from Everett (Small-Everett pass)					
NO - Muster 3 run (Andersen kick)					

TEAM STATISTICS

	Redskins	Saints
First Downs	22	27
Net Yards	343	408
Offensive Plays	69	65
Rushes-Yards	46-153	15-28
Yards Passing	190	380
Att-Comp-Int	22-15-0	49-33-1
Sacks Allowed	1-5	1-8
Punts-Average	2-46.0	4-40.3
Start of Drive	47	31
Penalties	6-28	5-29
Fumbles-Lost	2-1	3-2
Time of Possession	33:34	26:26

Rushing

Redskins - Brooks 32-92, Ervins 6-33, Mitchell 7-27, Friesz 1-1.
 Saints - Brown 9-17, Bates 4-9, Muster 1-3, Neal 1-(1).

Passing

Redskins - Friesz 22-15-0, 195 yards, 4 TDs.
 Saints - Everett 46-31-1, 376 yards, 2 TDs, Wilson 3-2-0, 12 yards.

Receiving

Redskins - Ervins 4-28, Ellard 3-72-2, Horton 3-35, Howard 2-37-1, Brooks 1-16, Jenkins 1-6, Smith 1-1-1.
 Saints - Haynes 6-87-1, Early 5-83, Small 5-59-1, Muster 5-50, Brown 5-30, Smith 4-39, Walls 3-40.

Interceptions

Redskins - Carter 1-16.
 Saints - None.

Game 3: September 18, 1994

Giants 31	Redskins 23
Giants Stadium 77,298	

Mistakes and penalties negated an outstanding

effort by the Redskins who scored on four of their first five drives and led 20-17 into the third quarter.

Trailing 24-20 entering the final stanza, the Skins moved inside the Giants 10-yard line but a holding call took a away a second and four at the Giants eight and the Skins had to settle for a Lohmiller field goal to narrow the lead to 24-23. The Giants responded with a 10-play, 81-yard drive that culminated in a Meggett one-yard scoring plunge. But penalties thwarted the next two Redskin possessions and an interception at the Giants three-yard line on the game's final play ended any hope of a Redskins comeback.

Friesz's 32 completions tied the club record held by Sonny Jurgensen, and his seven TD passes through three games were the most by a Redskin QB since Billy Kilmer started the 1975 season with seven scoring passes in the first three games.

Washington	3	17	0	3	23
New York	10	7	7	7	31
NY - Meggett 2 run (Treadwell kick)					
W - Lohmiller 25 FG					
NY - Treadwell 34 FG					
W - Ellard 3 pass from Friesz (Lohmiller kick)					
W - Lohmiller 41 FG					
NY - Sherrard 30 pass from Brown (Treadwell kick)					
W - Horton 4 pass from Friesz (Lohmiller kick)					
NY - Pierce 16 pass from Meggett (Treadwell kick)					
W - Lohmiller 35 FG					
NY - Meggett 1 run (Treadwell kick)					

TEAM STATISTICS

	Giants	Redskins
First Downs	20	24
Net Yards	337	456
Offensive Plays	55	72
Rushes-Yards	33-109	21-80
Yards Passing	228	376
Att-Comp-Int	20-15-0	50-32-2
Sacks Allowed	2-9	1-5
Punts-Average	3-43.7	1-42.0
Start of Drive	33	29
Penalties	4-35	10-86
Fumbles-Lost	2-0	0-0
Time of Possession	27:51	32:09

Rushing

Redskins - Brooks 13-57, Ervins 6-19, Mitchell 2-4.
 Giants - Meggett 26-82-2, Brown 4-17, Downs 2-7, Rasheed 1-3.

Passing

Redskins - Friesz 50-32-2, 381 yards, 2 TDs.
 Giants - Brown 19-14-0, 221 yards, 1 TD, Meggett 1-1-0, 16 yards, 1 TD.

Receiving

Redskins - Ellard 10-197-1, Ervins 8-56, Howard 4-56, Mitchell 3-22, Horton 3-16-1, Winans 2-22, Brooks 2-12.
 Giants - Meggett 4-52, Sherrard 3-71-1, Calloway 3-51, Pierce 2-45-1, Rasheed 1-9, Cross 1-5, Marshall 1-4.

Interceptions

Redskins - None.
 Giants - Booty 1-36, Miller 1-6.

Game 4: September 25, 1994

Falcons 27 Redskins 20
 RFK Stadium 53,238

For the second week in a row the Redskins saw a third quarter lead evaporate. This time, the Redskins were undone by four second half turnovers leading to 20 points in a 27-20 loss to Atlanta.

Leading 13-7 at the half, Atlanta grabbed the lead following a 31-yard TD pass from Jeff George to Bert Emmanuel and a 30-yard Norm Johnson field goal. On Washington's next series, following Johnson's field goal that gave the Falcons a 17-13 lead, John Friesz's fumble was recovered by the Falcons and was converted into a 6-play, 27-yard scoring drive that pushed the Atlanta lead to 24-13 at the end of the quarter.

Washington opened the fourth quarter with a Friesz interception that was again converted into Falcon points. This time, Johnson booted a 22-yard field goal that gave Atlanta a 27-13 lead. The Redskins comeback attempt was again halted on the next series with another Friesz interception. Replaced by Shuler, the Redskins mounted a scoring drive narrowing the Falcons lead to 27-20 on a three-yard TD run by Ricky Ervins. The Redskins last attempt to tie the game ended on the Falcons 10-yard line when Shuler was intercepted with :11 seconds left in the game.

Atlanta 7 0 17 3 27
 Washington 0 13 0 7 20

A - Mathis 4 pass from George (Johnson kick)
 W - Brooks 2 run (Lohmiller kick)
 W - Ellard 73 pass from Friesz (kick failed)
 A - Emmanuel 31 pass from George (Johnson kick)
 A - Johnson 30 FG
 A - Heyward 1 run (Johnson kick)
 A - Johnson 22 FG
 W - Ervins 3 run (Lohmiller kick)

TEAM STATISTICS

	Falcons	Redskins
First Downs	19	18
Net Yards	309	354
Offensive Plays	69	60
Rushes-Yards	28-71	14-44
Yards Passing	238	310
Att-Comp-Int	35-22-1	45-27-4
Sacks Allowed	6-32	1-13
Punts-Average	7-39.6	5-46.0
Start of Drive	32	36
Penalties	6-40	8-88
Fumbles-Lost	3-0	1-1
Time of Possession	35:30	24:30

Rushing

Redskins - Brooks 10-27-1, Ervins 3-13-1, Shuler 1-4.
 Falcons - Pegram 12-29, Heyward 7-23-1, George 9-19.

Passing

Redskins - Friesz 29-17-3, 230 yards, 1 TD,
 Shuler 16-10-1, 93 yards.

Falcons - George 35-22-1, 270 yards 2 TDs.

Receiving

Redskins - Ervins 9-51, Ellard 6-162-1, Mitchell 6-57, Brooks 3-11, Jenkins 2-17, Howard 1-25.
 Falcons - Mathis 9-92-1, Rison 4-74, Emmanuel 4-64-1, Pegram 3-19, Heyward 1-15, Sanders 1-6.

Interceptions

Redskins - A. Collins 1-34.
 Falcons Walker 1-25, Clark 1-22, Case 1-0,
 Johnson 1-0.

Game 5: October 2, 1994

Cowboys 34 Redskins 7
 RFK Stadium 55,394

Heath Shuler became the first rookie to start at quarterback for the Redskin since Norm Snead in 1961. Shuler completed only 5 of his first 20 passes for 28 yards before hitting 6 of his last 10 for 68 yards.

In the Redskins 34-7 loss to the Cowboys, the Skins managed just 110 yards total offense which was the fewest yards by a Redskins team since November 26, 1961 when the Baltimore Colts limited the Redskins to 97 yards.

The Redskins committed four turnovers against Dallas, including three fumbles in their first four possessions which allowed Dallas to run their first 34 plays from Washington territory. By halftime, the Redskins trailed 31-0, their worst first half since they trailed Chicago 35-0 on November 9, 1980.

TEAM STATISTICS

	Cowboys	Redskins
First Downs	26	12
Net Yards	323	110
Offensive Plays	74	50
Rushes-Yards	46-142	18-28
Yards Passing	181	82
Att-Comp-Int	28-20-1	30-11-1
Sacks Allowed	0-0	2-14
Punts-Average	4-42.5	6-44.8
Start of Drive	43	27
Penalties	9-95	8-85
Fumbles-Lost	1-0	4-3
Time of Possession	40:01	19:59

Rushing

Redskins - Mitchell 2-10, Ervins 7-9, Brooks 5-5,
 Shuler 4-4.
 Cowboys - Coleman 22-74-1, Smith 16-48-2,
 Johnston 3-17, Agee 2-3, Aikman 3-0.

Passing

Redskins - Shuler 30-11-1, 96 yards, 1 TD.
 Cowboys - Aikman 28-20-1, 181 yards, 1 TD.

Receiving

Redskins - Ellard 3-51, Winans 2-19, Mitchell 2-11,
 Ervins 2-5, Wychek 1-8-1, Horton 1-2.
 Cowboys - Irvin 5-49, Johnston 5-43, Williams 3-23,
 Novacek 2-8-1, Coleman 2-7, Smith 2-5,
 Harper 1-46.

	Cardinals	Redskins
Yards Passing	173	149
Att-Comp-Int	34-16-3	32-11-5
Sacks Allowed	3-21	1-9
Punts-Average	8-46.3	10-44.8
Start of Drive	34	33
Penalties	9-70	7-61
Fumbles-Lost	2-0	0-0
Time of Possession	41:10	28:54

Rushing

Redskins - Ervins 20-57, Mitchell 6-16, Shuler 3-12.
Cardinals - Moore 28-118-1, Centers 8-26, Hearst 6-7, Beuerlein 4-6, Feagles 1(-4), Levy 1(-2).

Passing

Redskins - Shuler 32-11-5, 158 yards 1 TD.
Cardinals - Beuerlein 34-16-3, 194 yards 1 TD.

Receiving

Redskins - Mitchell 3-65-1, Ellard 3-50, Smith 2-19, Ervins 2-4, Wycheck 1-20.
Cardinals - Centers 6-66, Proehl 5-63-1, Clark 3-36, Hill 2-29.

Interceptions

Redskins - Green 2-32-1, Carter 1-40.
Cardinals - A. Williams 2-43, J. Williams 2-19, Hoage 1-23.

Game 8: October 23, 1994

Redskins 41	Colts 27
RCA Dome 57,879	

Gus Frerotte, the Redskins 7th round draft choice from Tulsa, made his first NFL start by completing 17 of 32 passes for 226 yards, 2 touchdowns and no interceptions. The 10th rookie to ever start a game for the Redskins, his 226 yards were the most ever by a Redskin rookie in his first game.

After having not started a rookie QB for 33 years (Norm Snead in 1961), the Redskins, for the first time in team history, started or played two in the same season. Since 1970, only three other teams ('89 Dallas, '83 Denver and '71 Houston) have started or played more than one rookie QB in a season.

Down 17-3 in the second quarter, the Redskins defense held the Colts' Marshall Faulk to only 35 yards on 19 carries, including 10 yards on nine carries in the second half, after Faulk had gained 51 yards rushing on his first three carries and caught an 85-yard TD pass in the game's first 20 minutes. The Skins offense, however, went on to score 24 unanswered points.

Washington	0	13	14	14	41
Indianapolis	3	14	0	10	27
I - Biasucci	50 FG				
I - Dawkins	24 pass from Harbaugh (Biasucci kick)				
W - Lohmiller	21 FG				
I - Faulk	85 pass from Harbaugh (Biasucci kick)				
W - Lohmiller	27 FG				
W - Jenkins	1 pass from Frerotte (Lohmiller kick)				



Gus Frerotte's 226 yards passing against the Colts were the most ever by a Redskin rookie in his first game.

W - Ervins	1 run (Lohmiller kick)	
W - Jenkins	5 pass from Frerotte (Lohmiller kick)	
I - Biasucci	28 FG	
W - Collins	21 int. return (Lohmiller kick)	
W - Ervins	3 run (Lohmiller kick)	
I - Jackson	13 pass from Majkowski (Biasucci kick)	

TEAM STATISTICS

	Redskins	Colts
First Downs	20	20
Net Yards	326	381
Offensive Plays	65	64
Rushes-Yards	33-100	30-109
Yards Passing	226	272
Att-Comp-Int	32-17-0	30-18-3
Sacks Allowed	0-0	4-23
Punts-Average	4-46.8	3-39.7
Start of Drive	42	25
Penalties	6-50	8-68
Fumbles-Lost	1-0	1-0
Time of Possession	29:08	30:52

Rushing

Redskins - Ervins 27-90-2, Smith 1-5, Mitchell 2-4, Frerotte 3-1.
Colts - Faulk 22-86, Harbaugh 3-12, Potts 5-11.

Passing

Redskins - Frerotte 32-17-0, 226 yards 2 TDs.
Colts - Harbaugh 18-11-2, 186 yards 2 TDs, Majkowski 12-7-1, 109 yards 1 TD.

Receiving

Redskins - Ellard 6-108, Winans 2-66, Mitchell 2-16,

Howard 2-12, Jenkins 2-6-2, Ervins 1-9, Smith 1-6, Horton 1-3.

Colts - Faulk 8-127-1, Turner 4-67, Dawkins 3-55-1, Jackson 2-22-1, Cash 1-24.

Interceptions

Redskins - Hollinquest 1-39, Collins 1-21-1, Bayless 1-19.

Colts - None.

Game 9: October 30, 1994

Eagles 31	Redskins 29
RFK Stadium 53,530	

For the fifth straight time the Redskins and Eagles decided their game in the final minute of play, and for the fifth straight time the Eagles came out the winner. This time, Eddie Murray's 30-yard field goal with :19 seconds left erased a 29-28 Redskins lead. It was the fourth straight game the Redskins had led in the fourth quarter, and only once, against the Colts, had they held on for the victory.

Trailing 28-20 in the fourth quarter, the Redskins mounted scoring drives of 60 yards and 36 yards with Gus Frerotte tossing a one-yard TD to James Jenkins and Chip Lohmiller adding a 40-yard field that gave the Skins a 29-28 edge. But Philadelphia countered with a 12 play, 63-yard drive that ended with Murray's field goal.

Frerotte, in his second NFL start, threw three TD passes, and his five TD passes (including two vs. the Colts) were the most by an NFL rookie in his first two starts since Dan Marino in 1984 threw six. He gave the Redskins a 14-0 lead with scoring strikes of 13 yards to Desmond Howard and 15 yards to Ethan Horton. Lohmiller's 54-yard field goal at the close of the first half gave the Redskins a 17-7 halftime lead.

But the Eagles' Greg Jackson picked off a Frerotte pass and returned it 55 yards for a TD on the third play of the second half, and Philadelphia added two short TD runs to take a 28-20 lead in the final quarter.

Philadelphia	0	7	7	17	31
Washington	7	10	3	9	29
W	- Howard 13 pass from Frerotte (Lohmiller kick)				
W	- Horton 15 pass from Frerotte (Lohmiller kick)				
P	- Walker 11 pass from Cunningham (Murray kick)				
W	- Lohmiller 54 FG				
P	- Jackson 55 int. return (Murray kick)				
W	- Lohmiller 23 FG				
P	- Walker 1 run (Murray kick)				
P	- Hebron 6 run (Murray kick)				
W	- Jenkins 1 pass from Frerotte (2-pt. failed)				
W	- Lohmiller 40 FG				
P	- Murray 30 FG				

TEAM STATISTICS

	Eagles	Redskins
First Downs	19	20
Net Yards	296	349

Offensive Plays	64	63
Rushes-Yards	32-131	32-168
Yards Passing	165	181
Att-Comp-Int	31-18-0	30-13-2
Sacks Allowed	1-8	1-8
Punts-Average	5-40.8	3-39.3
Start of Drive	40	29
Penalties	5-54	4-15
Fumbles-Lost	0-0	1-1
Time of Possession	29:42	30:18

Rushing

Redskins - Mitchell 16-85, Ervins 16-83.
Eagles - Hebron 8-47-1, Garner 12-38, Walker 5-16-1, Joseph 4-16, Cunningham 3-14.

Passing

Redskins - Frerotte 30-13-2, 189 yards 3 TDs.
Eagles - Cunningham 31-18-0, 173 yards 1 TD.

Receiving

Redskins - Ellard 5-84, Howard 3-34-1, Smith 2-32, Winans 1-23, Horton 1-15-1, Jenkins 1-1-1.
Eagles - Joseph 5-40, Walker 4-36-1, Barnett 2-32, Bavaro 2-11, Williams 1-14, Garner 1-12, Bailey 1-11, Hebron 1-9, Johnson 1-8.

Interceptions

Redskins - None.
Eagles - Jackson 1-55-1, McMillian 1-5.

Game 10: November 6, 1994

49ers 37	Redskins 22
RFK Stadium 54,335	

The 49ers offensive juggernaut rolled right through RFK Stadium cruising to a 37-6 lead in the fourth quarter before the Redskins added two touchdowns, one a 32-yard fumble return by Darryl Morrison that narrowed the final margin to 37-22.

With the 49ers leading 10-3 with under 2:00 minutes to play in the first half, Jerry Rice raced 55 yards with a Steve Young pass when Redskins cornerback Tom Carter tried for the interception and missed. With a first and 10 on the Redskins 23-yard line, Ricky Watters galloped 22 yards to the one-yard line where Young sneaked across on the next play to push the 49ers lead to 17-3 at the half.

The Niners put the game away in the third quarter. Leading 17-3, Tim McDonald intercepted Gus Frerotte and returned the interception 73 yards for a touchdown.

San Francisco	10	7	13	7	37
Washington	0	3	3	16	22
SF	- Brien 32 FG				
SF	- Jones 69 pass from Young (Brien kick)				
W	- Lohmiller 22 FG				
SF	- Young 1 run (Brien kick)				
SF	- McDonald 73 int. return (Brien kick)				
W	- Lohmiller 23 FG				
SF	- Carter 96 kickoff return (Brien kick)				
SF	- Rice 28 run (Brien kick)				
W	- Horton 4 pass from Friesz (Mitchell run)				

W - Morrison 32 fumble ret. (Winans-Friesz pass)

TEAM STATISTICS

	49ers	Redskins
First Downs	17	20
Net Yards	421	282
Offensive Plays	58	73
Rushes-Yards	28-117	26-76
Yards Passing	304	206
Att-Comp-Int	28-18-1	44-23-2
Sacks Allowed	2-3	3-18
Punts-Average	4-42.5	7-50.0
Start of Drive	26	33
Penalties	7-60	5-25
Fumbles-Lost	1-1	3-1
Time of Possession	27:35	32:25

Rushing

Redskins - Ervins 18-52, Mitchell 5-17, Winans 1-5, Smith 1-2, Frerotte 1-0.

49ers - Watters 11-46, Logan 7-39, Rice 1-28-1, Loville 3-9, Young 1-1-1, Floyd 4 (-1), Carter 1 (-5).

Passing

Redskins - Frerotte 32-15-2, 167 yards, Friesz 12-8-0, 57 yards, 1 TD.

49ers - Young 25-15-1, 291 yards 1 TD, Grbac 3-3-0, 16 yards.

Receiving

Redskins - Ellard 7-93, Ervins 7-41, Winans 4-52, Horton 2-17-1, Howard 1-12, Mitchell 1-6, Smith 1-3.

49ers - Watters 6-66, Floyd 4-36, Rice 3-90, Singleton 2-37, Jones 1-69-1, Carter 1-5, Logan 1-4.

Interceptions

Redskins - Gouveia 1-7.

49ers - McDonald 1-73-1, Cook 1-18.

Game 11: November 20, 1994

Cowboys 31	Redskins 7
Texas Stadium 64,644	

For the first time since 1985 the Cowboys swept the season series from the Redskins with a 31-7 win at Texas Stadium. The Cowboys win also marked the first sweep in the series since 1987 when the Redskins took two from Dallas.

In the loss, Washington committed five turnovers and allowed an 83-yard punt return for a touchdown as the Redskins fell for the 13th consecutive time to an NFC East opponent. Dallas led 17-0 at the end of the first quarter, but the rest of the game, the Redskins held the Cowboys to 95 yards total offense (40 plays) and five first downs.

Brian Mitchell broke two Redskin season records. With 229 total yards (KR - 180, PR - 32, Rush - 6, Rec - 11) it gave him 1,873 yards breaking Bobby Mitchell's mark of 1,852 in 1963. He also broke Mike Nelms' record of most kickoff return yards in a season.

Washington	0	7	0	0	7
Dallas	17	7	7	0	31

D - Smith 8 run (Boniol kick)

D - Smith 3 run (Boniol kick)

D - Boniol 32 FG

W - Howard 19 pass from Friesz (Lohmiller kick)

D - Harper 15 pass from Peete (Boniol kick)

D - Williams 83 punt return (Boniol kick)

TEAM STATISTICS

	Cowboys	Redskins
First Downs	15	20
Net Yards	241	313
Offensive Plays	61	80
Rushes-Yards	38-130	27-84
Yards Passing	111	229
Att-Comp-Int	23-11-05	1-22-4
Sacks Allowed	0-0	2-14
Punts-Average	8-40.0	5-50.2
Start of Drive	37	32
Penalties	8-61	6-52
Fumbles-Lost	1-1	1-1
Time of Possession	30:35	29:25

Rushing

Redskins - Ervins 12-37, Brooks 10-33, Smith 3-8, Mitchell 2-6.

Cowboys - Smith 21-85-2, Coleman 9-21, Johnston 3-12, Aikman 2-12, Peete 1-2, Garrett 2 (-2).

Passing

Redskins - Friesz 35-16-2, 193 yards, 1 TD, Shuler 9-5-0, 32 yards, Frerotte 6-1-1, 18 yards.

Cowboys - Aikman 13-8-0, 87 yards, Peete 5-2-0, 20 yards, 1 TD, Garrett 5-1-0, 4 yards.

Receiving

Redskins - Howard 7-107-1, Brooks 3-16, Wycheck 3-13, Winans 2-37, Smith 2-25, Mitchell 2-11.

Horton 1-18, Truitt 1-12, Ervins 1-4.

Cowboys - Irvin 3-36, Novacek 2-34, Johnston 2-14, Smith 2-8, Harper 1-15-1, Coleman 1-4.

Interceptions

Redskins - None.

Cowboys - Smith 2-11, Washington 1-15, Marion 1-11.

Game 12: November 27, 1994

Giants 21	Redskins 19
RFK Stadium 43,384	

A Martin Bayless 60-yard fumble return for a touchdown trimmed the Giants lead to 21-19 with 4:44 left in the game. But the Giants followed that with a ball control drive that ate up all but :10 seconds on the game clock, and for the seventh time at RPK this season the Redskins were left on the short end of the score, 21-19.

The game marked the return of Heath Shuler as a starter. It was his first start since a Week 7 loss to Arizona in which he suffered a sprained right ankle. He was 11 of 28 for 165 yards.

The Redskins ran for 145 yards in the first half, but had the ball for only 18 plays in the second half. The Giant held the ball for over 22 minutes of the second half, including 14 minutes in the fourth quarter.



Ken Harvey registered his 11th sack against the Giants. He finished the year with 13.5 sacks which set a Redskin record for most sacks in a season by a linebacker.

With a half a sack against the Giants, Ken Harvey registered his 11th sack of the season which set a Redskin record for most sacks in a season by a linebacker. He broke the old mark of 10 1/2 set by Monte Coleman in 1984.

New York	7	7	7	0	21
Washington	3	6	3	7	19
W - Lohmiller	43 FG				
NY - Brown	1 run (Treadwell kick)				
W - Lohmiller	29 FG				
NY - Calloway	34 pass from Brown (Treadwell kick)				
W - Lohmiller	29 FG				
NY - Sherrard	6 pass from Brown (Treadwell kick)				
W - Lohmiller	46 FG				
W - Bayless	60 fumble return (Lohmiller kick)				

TEAM STATISTICS

	Giants	Redskins
First Downs	20	14
Net Yards	291	313
Offensive Plays	63	53
Rushes-Yards	45-131	24-152
Yards Passing	160	161
Att-Comp-Int	17-10-0	28-11-1
Sacks Allowed	1-1	1-4
Punts-Average	5-39.4	4-35.8
Start of Drive	38	24
Penalties	2-15	9-97
Fumbles-Lost	2-1	0-0
Time of Possession	34:48	25:12

Rushing

Redskins - Ervins 14-92, Mitchell 5-36, Shuler 4-23, Brooks 1-1.

Giants - Hampton 34-106, Meggett 3-12, Brown 5-10-1, Calloway 3-3.

Passing

Redskins - Shuler 28-11-1, 165 yards.

Giants - Brown 17-10-0, 161 yards, 2 TDs.

Receiving

Redskins - Ellard 4-81, Howard 3-59, Ervins 3-12, Winans 1-13.

Giants - Hampton 3-24, Calloway 2-47-1, Pierce 2-21, Marshal 1-34, Cross 1-29, Sherrard 1-6-1.

Interceptions

Redskins - None.

Giants - Booty 1-25.

Game 13: December 4, 1994

Buccaneers 26	Redskins 21
Tampa Stadium 45,121	

For the sixth time this season the Redskins lost after leading in the second half, and the third time in the past seven weeks they lost after leading with less than a minute to play. Against the Buccaneers, Craig Erickson took Tampa Bay 80 yards in 11 plays ending the drive with a 1-yard sneak that gave the Bucs a 26-21 lead with :32 seconds to play.

The Redskins rushed for only 10 yards, the fewest in a game in Redskin history, while Tampa Bay's Erric Rhett ran for 192 yards on 40 carries, the second highest total ever against Washington.

The Redskins had taken a 21-17 lead into the fourth quarter mainly on the use of big plays. Linebacker Andre Collins returned an interception 92 yards for a TD which was the third longest in Redskin history.

Heath Shuler racked up 278 yards, the 3rd best day ever by a Redskin rookie with an 81-yard TD pass to Desmond Howard and a 77-yarder to Olanda Truitt. He became the first Redskin to throw two scoring passes of 75 yards or more in the same game since Sonny Jurgensen threw a pair of 80-yard scoring strikes on November 15, 1964.

Washington	7	14	0	0	21
Tampa Bay	3	14	0	9	26
W - Collins	92 int. return (Lohmiller kick)				
TB - Husted	53 FG				
TB - Rhett	2 run (Husted kick)				
W - Howard	81 pass from Shuler (Lohmiller kick)				
TB - McDowell	13 pass from Erickson (Husted kick)				
W - Truitt	77 pass from Shuler (Lohmiller kick)				
TB - Husted	22 FG				
TB - Erickson	1 run (2-pt. failed)				

TEAM STATISTICS

	Buccaneers	Redskins
First Downs	29	7
Net Yards	464	268
Offensive Plays	83	40
Rushes-Yards	48-213	12-10
Yards Passing	251	258

Att-Comp-Int	35-18-2	25-13-1
	Buccaneers	Redskins
Sacks Allowed	0-0	3-20
Punts-Average	5-44.2	6-56.0
Start of Drive	32	22
Penalties	5-35	3-30
Fumbles-Lost	0-0	2-2
Time of Possession	42:14	17:46

Rushing

Redskins - Ervins 8-14, Brooks 2-2, Mitchell 1(-)-5, Shuler 1(-)-1.

Bucs - Rhett 40-192-1, Workman 4-16, McDowell 1-3, Erickson 3-2-1.

Passing

Redskins - Shuler 25-13-1, 278 yards, 2 TDs.

Bucs - Erickson 35-18-2, 251 yards, 1 TD.

Receiving

Redskins - Howard 5-130-1, Ervins 2-6, Truitt 1-77-1, Mitchell 1-22, Ellard 1-19, Horton 1-13, Shepherd 1-8, Smith 1-3.

Bucs - Dawsey 5-91, Hawkins 5-65, McDowell 3-28-1, Armstrong 2-26, Copeland 1-19, Moore 1-13, Workman 1-9.

Interceptions

Redskins - Collins 1-92-1, Bayless 1-0.

Bucs - McGruder 1-0.

Game 14: December 11, 1994

Cardinals 17	Redskins 15
Sun Devil Stadium 53,790	

Greg Davis' 27-yard field goal on the last play of the game marked the seventh time this season the Redskin have lost after leading in the fourth quarter and the fourth time in the past eight games after they were leading with less than a minute to play.

Washington took the lead with 2:54 left in the game when Chip Lohmiller connected on a 21-yard field goal to give the Skins a 15-14 lead. Earlier, Heath Shuler connected with Henry Ellard for a 52-yard scoring play that narrowed the gap to 14-12 after the two-point conversion failed.

The Redskins had opportunities to put more points on the board. In each quarter the Skins penetrated inside the 20-yard line, including two first and goal situations. But all they could muster was three field goals.

Washington	3	3	0	9	15
Arizona	7	0	0	10	17

A - Proehl 48 pass from Schroeder (Davis kick)

W - Lohmiller 34 FG

W - Lohmiller 31 FG

A - Moore 1 run (Davis kick)

W - Ellard 52 pass from Shuler (2-pt. failed)

W - Lohmiller 21 FG

A - Davis 27 FG

TEAM STATISTICS

	Cardinals	Redskins
First Downs	14	19

Net Yards	278	406
Offensive Plays	56	56
Rushes-Yards	28-84	28-123
Yards Passing	194	283
Att-Comp-Int	25-16-0	27-16-1
Sacks Allowed	3-22	1-3
Punts-Average	7-39.6	4-33.3
Start of Drive	22	35
Penalties	5-40	5-30
Fumbles-Lost	1-1	2-1
Time of Possession	28:26	31:34

Rushing

Redskins - Mitchell 17-60, Shuler 2-38, Ervins 9-25.
Cardinals - Moore 10-43-1, Hearst 5-28, Centers 5-10, Higgs 4-4, Schroeder 4(-)-1.

Passing

Redskins - Shuler 27-16-1, 286 yards, 1 TD.

Cardinals - Schroeder 25-16-0, 216 yards, 1 TD.

Receiving

Redskins - Ellard 8-191-1, Howard 4-83, Ervins 1-6, Winans 1-4, Jenkins 1-1, Mitchell 1-1.

Cardinals - Centers 5-56, Proehl 4-89-1, Hearst 3-34, Fann 3-20, Samuels 1-17.

Interceptions

Redskins - None.

Cardinals - A. Williams 1-0.

Game 15: December 18, 1994

Buccaneers 17	Redskins 14
RFK Stadium 47,315	

Washington's 17-14 loss to the Buccaneers followed a familiar pattern. From weeks 7 through 15 (9 games) the Redskins had a lead in four of those games with under :35 seconds left. Each time the results were the same: a Redskin loss.

Leading 14-10 heading into the 4th quarter against the Bucs, the Redskins had the ball on three possessions and could not sustain a drive. Meanwhile, Tampa Bay's go ahead scoring drive was set up by a 37-yard punt return by Vernon Turner to the Washington 28-yard line. The Bucs quickly moved upfield in five plays ending with a three-yard TD run by Erriett Rhett. The Redskins could do little with their final two possessions.

The Redskins did manage to contain the Buccaneers' rushing game in the rematch. Two weeks earlier Tampa Bay gained 213 yards on the ground with Rhett gaining 192 yards. This time around, the Redskins limited Tampa Bay to 108 yards with Rhett picking up 64 yards on 23 carries (2.8 avg.).

Tampa Bay	0	10	0	7	17
Washington	0	14	0	0	14

W - Ervins 15 pass from Shuler (Lohmiller kick)

TB - Husted 42 FG

TB - Rhett 1 run (Husted kick)

W - Ellard 8 pass from Shuler (Lohmiller kick)

TB - Rhett 3 run (Husted kick)

TEAM STATISTICS

	Buccaneers	Redskins
First Downs	20	14
Net Yards	375	267
Offensive Plays	67	59
Rushes-Yards	33-108	23-73
Yards Passing	267	194
Att-Comp-Int	34-19-2	35-17-0
Sacks Allowed	0-0	1-7
Punts-Average	4-31.5	6-40.5
Start of Drive	31	33
Penalties	6-41	3-20
Fumbles-Lost	0-0	1-0
Time of Possession	34:06	25:54

Rushing

Redskins - Ervins 17-57, Smith 1-7, Shuler 2-6,
Howard 1-4, Brooks 2(-1).
Bucs - Rhett 23-64-2, Workman 6-17, Wilson 2-15,
Erickson 2-12.

Passing

Redskins - Shuler 35-17-0, 201 yards, 2 TDs.
Bucs - Erickson 34-19-2, 267 yards.

Receiving

Redskins - Ellard 4-60-1, Howard 4-60, Ervins 3-18-1,
Mitchell 3-12, Smith 2-21, Winans 1-30.
Bucs - Dawsey 7-116, Wilson 3-71, Rhett 3-26,
McDowell 3-16, Armstrong 2-22, Thomas 1-16.

Interceptions

Redskins - Stowe 1-2, Grant 1-0.
Bucs - None.

Game 16: December 24, 1994

Redskins 24	Rams 21
Anaheim Stadium 25,705	

For the second time in team history the Redskins played a game on Christmas Eve. The Skins defeated the Packers in the 1972 NFC Playoffs and made it 2-0 with a 24-21 season ending win over the Rams.

The Redskins snapped a seven game losing streak coming from behind in the second half after trailing 21-17 at halftime. The Skins scored the only points in the second half with a 12 play, 80-yard drive that consumed 5:25 of the third quarter. The drive ended with a Heath Shuler one-yard scoring toss to tight end James Jenkins.

The victory was Shuler's first in eight starts this season, who over the last month of the season had more TD passes (6) and more passing yards (914) than any other quarterback in the NFC East to go along with a QB rating of 84.4.

Pro Bowl linebacker Ken Harvey picked up 1.5 sacks against the Rams to push his season total to an NFC leading 13.5 sacks (tied with Minnesota's John Randle). His 13.5 sacks were the most by a Redskin since 1986 and he became the first Redskin to lead the NFC in sacks.

Brian Mitchell became the first Redskin to lead the NFL in punt returns since 1971 with the aid of a

78-yard punt return for a touchdown that tied the game at 14-14 in the second quarter. It was Mitchell's second punt return for a touchdown and the fifth of his career (both club records).

Washington	0	17	7	0	24
Los Angeles	7	14	0	0	21
LA - Newman	22 int. return (Zendejas kick)				
W - Brooks	2 run (Lohmiller kick)				
LA - Kinchen	34 pass from Miller (Zendejas kick)				
W - Mitchell	78 punt return (Lohmiller kick)				
W - Lohmiller	37 FG				
LA - Ross	36 pass from Miller (Zendejas kick)				
W - Jenkins	1 pass from Shuler (Lohmiller kick)				

TEAM STATISTICS

	Redskins	Rams
First Downs	19	18
Net Yards	288	370
Offensive Plays	66	63
Rushes-Yards	37-150	21-77
Yards Passing	138	293
Att-Comp-Int	28-13-1	40-27-1
Sacks Allowed	1-11	2-11
Punts-Average	5-40.6	7-46.0
Start of Drive	32	28
Penalties	2-9	5-46
Fumbles-Lost	0-0	1-0
Time of Possession	30:49	29:11

Rushing

Redskins - Brooks 13-50-1, Mitchell 9-33, Ervins 8-33, Smith 3-24, Shuler 4-10.
Rams - Bettis 15-48, Miller 2-17, Bailey 2-5, Drayton 1-4, Giffith 1-3.

Passing

Redskins - Shuler 28-13-1, 149 yards 1 TD.
Rams - Miller 40-27-1, 304 yards, 2 TDs.

Receiving

Redskins - Ellard 5-81, Smith 3-8, Howard 1-39,
Winans 1-10, Ervins 1-9, Brooks 1-1, Jenkins 1-1-1.
Rams - Bailey 7-49, Hester 5-66, Bettis 3-26, Lang 3-17,
Kinchen 2-50-1, Anderson 2-39, Griffith 2-12,
Ross 1-36-1, Drayton 1-8, Lester 1-1.

Interceptions

Redskins - Bayless 1-19.
Rams - Newman 1-22-1.



TEAM RECORDS

SCORING

Most Points, Season

* 541.....	1983
485.....	1991
426.....	1984
386.....	1989
381.....	1990
379.....	1987
*NFL Record	

Fewest Points, Season

55.....	1932
---------	------

Most Points, Game

72.....vs Giants (41).....	11/27/66
59.....vs Yanks (21).....	10/31/48
56.....vs Falcons (17).....	11/10/91
49.....@ Giants (14).....	12/05/37
49.....vs Giants (13).....	09/28/75

Most Points, One Half

38.....vs Giants.....	11/27/66
35.....vs Lions.....	09/01/91

Most Points, One Quarter

24.....vs Giants.....	11/27/66
-----------------------	----------

Most Points, Both Teams, Game

*113.....Redskins, 72 vs Giants, 41.....	11/27/66
95.....Redskins, 47 @ Packers, 48.....	10/17/83
87.....Redskins, 42 @ Eagles, 45.....	09/28/47
*NFL Record	

Fewest Points, Both Teams, Game

0.....	4 times
--------	---------

Most TDs, Season

63.....	1983
56.....	1991
51.....	1984
47.....	1987
47.....	1967

Fewest TDs, Season

6.....	1932
--------	------

Most TDs, Game

* 10.....vs Giants.....	11/27/66
8.....vs Falcons.....	11/10/91
8.....vs Yanks.....	10/31/48
*NFL Record	

Most TDs, Both Teams, Game

* 16.....Redskins, 10 vs Giants, 6.....	11/27/66
12.....Redskins, 6 @ Eagles, 6.....	09/28/47
11.....Redskins, 5 vs Eagles, 6.....	09/17/89
*NFL Record	

Most PATs, Season

62.....	1983
56.....	1991
48.....	1984
43.....	1987

42.....	1967
---------	------

Most PATs, Game

9.....vs Giants.....	11/27/66
8.....vs Falcons.....	11/10/91
8.....vs Yanks.....	10/31/48

Most PATs, Both Teams, Game

* 14.....Redskins, 9 vs Giants, 5.....	11/27/66
*NFL Record	

Most FG Attempts, Season

* 49.....	1971
47.....	1983
43.....	1991
42.....	1973
*NFL Record	

Fewest FG Attempts, Season

5.....	1940
--------	------

Most FGs, Season

33.....	1983
31.....	1991
30.....	1992
30.....	1990
29.....	1971
29.....	1989

Fewest FGs, Season

0.....	1935
--------	------

Most FGs, Game

5.....	7 times
Most recently @ Vikings.....10/25/92	

Most FG Attempts, Game

7.....vs Oilers.....	10/10/71 (5 made)
6.....most recently @ Eagles.....	12/22/91

Most FG Attempts, Both Teams, Game

* 11.....Redskins, 6 @ Bears, 5.....	11/14/71
11.....Redskins, 6 @ Giants, 5.....	11/14/76
*NFL Record	

Most FGs, Both Teams, Game

* 8.....Redskins, 5 @ Bears, 3.....	11/14/71
*NFL Record	

FIRST DOWNS

Most First Downs, Season

353.....(165, 173, 15).....	1983
339.....(154, 164, 21).....	1984
338.....(101, 217, 20).....	1989
334.....(136, 173, 25).....	1980

Fewest First Downs, Season

95.....	1935
---------	------

Most First Downs, Game

* 39.....@ Lions.....	11/04/90
(14 rush, 25 pass, 0 pen)	
35.....vs Bears.....	11/26/89
(9 rush, 22 pass, 4 pen)	

33@ Packers.....	10/17/83
	(12 rush, 21 pass, 0 pen)	
33@ Browns.....	11/26/67
	(9 rush, 22 pass, 2 pen)	
30vs 49ers.....	11/12/67
	(8 rush, 16 pass, 6 pen)	

*NFL Record

Fewest First Downs, Game

4@ Browns.....	11/07/54
	(2 rush, 1 pass, 1 pen)	

Most First Downs, Rushing, Season

165	1983
154	1984
147	1985
136	1981

Fewest First Downs, Rushing, Season

55	1943
55	1961

Most First Downs, Passing, Season

217	1989
202	1988
193	1990
179	1991
173	1981
173	1983

Fewest First Downs, Passing, Season

55	1961
----	-------	------

Most First Downs, Penalty, Season

29	1987
28	1978
27	1979
26	1947
26	1962

Fewest First Downs, Penalty, Season

4	1944
---	-------	------

TOTAL YARDS**Most Yards Gained, Season**

6,253	1989
6,139	1983
5,741	1991
5,679	1988
5,623	1981

Fewest Yards Gained, Season

2,015	1935
-------	-------	------

Most Yards Gained, Game

676vs Lions.....	11/04/90
	(194 rush, 482 pass)	
625vs Yanks.....	10/31/48
	(124 rush, 501 pass)	

Fewest Yards Gained, Game

64@ Browns.....	11/07/54
	(33 rush, 31 pass)	

Most Yards Gained, Both Teams, Game

1,027Redskins, 676 @ Lions, 351	11/04/90
-------	---------------------------------	----------

1,025Redskins, 552 @ Packers, 473	10/17/83
1,013Redskins, 487 vs Vikings, 526	11/02/86
988Redskins, 419 @ Cardinals, 569	09/17/59

Most Total Plays, Season

1,135	1985
1,127	1983
1,121	1984
1,116	1989
1,083	1981

Fewest Total Plays, Season

639	1936
-----	-------	------

RUSHING**Most Yards Gained, Season**

2,625	1983
2,523	1985
2,328	1979
2,274	1984
2,157	1981

Fewest Yards Gained, Season

904	1944
-----	-------	------

Most Yards Gained, Game

352vs Rams.....	11/25/51
307@ Falcons.....	11/03/85
299@ Bills.....	11/01/87
296vs Giants.....	12/09/45

Fewest Yards Gained, Game

10@ Buccaneers.....	12/04/94
14@ Eagles.....	09/28/47

Most Yards Gained, Both Teams, Game

531Redskins, 255 vs Browns, 276	11/15/59
-----	-----------------------------------	----------

Most Attempts, Season

629	1983
609	1979
588	1984
571	1985
548	1976

Fewest Attempts, Season

320	1943
-----	-------	------

Most Attempts, Game

64vs Rams.....	11/25/51
----	-------------------	----------

Highest Avg., Season

4.7	1959
4.6	1970
4.4	1943
4.4vs Giants.....	1945

Most TDs, Season

30	1983
23	1986
21	1991
20	1984
20	1985

Fewest TDs, Season	
4	1977

PASSING

Most Net Yards, Season	
4,349	1989
4,136	1988
3,869	1986
3,730	1967
3,692	1991

Fewest Net Yards, Season	
752	1935

Fewest Net Yards, Game	
-28vs Steelers.....	12/07/58

Most Net Yards, Game	
501vs Yanks.....	10/31/48

Most Net Yards, Both Teams, Game	
849	Redskins, 378; Vikings, 471 11/02/86
731	Redskins, 411; Bears, 320 10/26/47
711	Redskins, 368; Packers, 403 10/17/83

Most Attempts, Season	
592	1988
581	1989
546	1994
542	1986
536	1990

Fewest Attempts, Season	
113	1933
152	1934

Most Attempts, Game	
63 ... (43 comp)@ Lions	11/04/90
63 ... (32)@ Raiders.....	10/29/89
58 ... (30)vs 49ers.....	12/01/85
57 ... (33)vs Bears.....	10/25/64
54 ... (26)@ Cowboys.....	11/22/90

Fewest Attempts, Game	
7	vs Giants12/11/60

Most Attempts, Both Teams, Game	
100	Redskins, 40 vs 49ers, 6011/17/86

Most Completions, Season	
337	1989
327	1988
307	1981
301	1990
301	1967

Fewest Completions, Season	
34	1933
44	1934

Most Completions, Game	
43	@ Lions11/04/90
33	vs Bears10/25/64
32	@ Browns11/26/67
32	@ Raiders10/29/89

32	@ Giants09/18/94
----------	------------------------

Fewest Completions, Game	
0	vs Giants12/11/60

Most Completions, Both Teams, Game	
57	Redskins, 20 vs Cardinals, 3712/16/84
56	Redskins, 43 @ Lions, 1311/04/90
54	Redskins, 17 vs Colts, 3711/07/93
51	Redskins, 26 vs Bears, 2510/26/47
50	Redskins, 27 @ Packers, 2310/17/83
50	Redskins, 17 vs 49ers, 3311/17/86

Highest Completion Pct., Season	
64.0	(253 atts/162 comp)1982
64.0	(228 atts/146 comp)1945
61.9	(444 atts/275 comp)1969
61.5	(413 atts/254 comp)1974

Most TD Passes, Season	
33	1988
31	1967
30	1991
29	1983
28	1966
28	1947
28	1975

Fewest TD Passes, Season	
1	1933

Most TD Passes, Game	
6	vs Falcons11/10/91
6	vs Cardinals.....11/23/47
6	@ Brooklyn.....10/31/43

Most Passes Intercepted, Season	
34	1963
32	1954

Fewest Passes Intercepted, Season	
9	(253 attempts)1982
10	(228 attempts)1945
10	(342 attempts)1970

Most Passes Intercepted, Game	
7	@ Steelers.....12/03/50
7	@ Giants12/08/63

Most Passes Intercepted, Both Teams, Game	
11	Redskins, 7 @ Giants, 412/08/63

SACKS

Most Sacks, Season	
66	1984
55	1986
53	1987
53	1973
51	1983

Most Sacks, Game	
10	@ Buccaneers.....10/09/77
8	vs Cowboys.....09/23/90

Fewest Times Sacked, Season	
9	1991
11	1972
17	1971

19	1967
Most Times Sacked, Season	
52	1977
52	1985
48	1984

TURNOVERS/TAKEAWAYS

Most Opponents' Fumbles, Season	
46	1983

Most Opponents' Fumbles Recovered, Season	
32	1936

Fewest Opponents' Fumbles Recovered, Season	
6	1945
6	1994

Most Opponents' Fumbles Recovered, Game	
*8 vs Cardinals.....	10/25/76
*NFL Record	

Most Own Fumbles Recovered, Season	
26	1940

Fewest Own Fumbles Recovered, Season	
*2	1958
*NFL Record	

Most Total Fumbles Recovered, Game	
*10 vs Cardinals.....	10/25/76
*NFL Record	

Most Fumbles, Both Teams, Game	
13Redskins, 8 @ Steelers, 5.....	11/14/37
13Redskins, 6 @ Giants, 7.....	11/06/60
13Redskins, 4 vs Cardinals, 9.....	10/25/76

Most TD Fumble Recoveries, Game	
*2 vs Chargers.....	09/16/73
2 vs Vikings.....	11/29/84
*NFL Record	

Most Interceptions, Season	
34	1966
34	1983
33	1980

Fewest Interceptions, Season	
11	1982
11	1991
13	1959
14	1988

Most Takeaways, Season	
61	1983

Fewest Turnovers, Season	
16	1982
18	1983

Highest Turnover/Takeaway Ratio, Season	
* +43	1983
*NFL Record	

PENALTIES

Most Penalties, Season	
122	1948
117	1978
114	1980
105	1989
102	1990

Fewest Penalties, Season	
40	1958

Most Penalties, Game	
17 @ Steelers.....	10/10/48
16 vs Yanks.....	11/11/45
16 vs Eagles.....	11/02/47
16 vs Giants.....	10/03/48

Most Penalty Yards, Season	
1,110	1948
1,009	1980
999	1978
940	1981

Fewest Penalty Yards, Season	
332	1939

Most Penalty Yards, Game	
160 @ Steelers.....	10/10/48
152 vs Giants.....	10/13/46
150 @ Eagles.....	11/24/46

RFK Stadium

The Redskins are 164-94-3 all-time at RFK Stadium, including 11-1 in postseason. It is currently the 5th toughest place to play for opponents (for more see page 10). The Skins played their first game at D.C. Stadium (re-named RFK Stadium in 1970) on October 1, 1961. A crowd of 36,767 filled the new \$24 million facility as the Redskins lost to the Giants, 24-21, despite leading 21-7 after the first quarter. A pair of veteran QBs, 40-year old Charley Conerly and 35-year old Y.A. Title led the Giants offense. Title connected on 23 of 41 passes for 315 yards and one TD and scored the game-winner in the 4th quarter on a 1-yard run. Redskin Jim Kerr fumbled the opening kickoff and Pat Summerall, who later in the game would kick the first field goal at D.C. Stadium, recovered the loose ball for the Giants. Conerly then threw a 17-yard scoring pass to Kyle Rote for the first points in stadium history. The Redskins first points came when rookie QB Norm Snead passed three yards to Don Bosseler. Later in the quarter, Skins DB Dale Hackbart intercepted a pass from Conerly and returned it 48 yards for a touchdown. The Giants defense held Washington to 145 total offense. The Redskins dropped their first six games at the stadium until they defeated the Cowboys, 34-24 in the 1961 season finale ending a 23-game winless streak. Dick James scored a team record four TDs.

INDIVIDUAL RECORDS

SCORING

Most Points, Career

Mark Moseley	1974-86	1,207
Chip Lohmiller	1988-94	787
Charley Taylor	1964-77	540
John Riggins	1976-79, 81-85	510
Curt Knight	1969-73	475
Art Monk	1980-93	390
Jerry Smith	1965-77	360
Gary Clark	1985-92	348
Hugh Taylor	1947-54	348
Larry Brown	1969-76	330
Bobby Mitchell	1962-68	330

Most Points, Season

Mark Moseley	1983	161
Chip Lohmiller	1991	149
John Riggins	1983	144
Chip Lohmiller	1990	131
Chip Lohmiller	1989	128
Chip Lohmiller	1992	120
Mark Moseley	1984	120
Curt Knight	1971	114
Mark Moseley	1979	114
George Rogers	1986	108
Charlie Gogolak	1966	105

Most Points, No TDs, Season

Mark Moseley	1983	*161
Chip Lohmiller	1991	149
Chip Lohmiller	1990	131
Chip Lohmiller	1989	128
Chip Lohmiller	1992	120
Mark Moseley	1984	120

*NFL Record

Most Points, Game

24	Dick James vs Cowboys	12/17/61	(4 TDs)
24	Larry Brown vs Eagles	12/16/73	(4 TDs)
20	Andy Farkas vs Rams	09/25/38	(3 TDs, 2 PATs)

Most Consecutive Games Scoring

Chip Lohmiller	92	(1st in 1988-13th in 1993)
Mark Moseley	91	(12th in 1980-5th in 1986)
Mark Moseley	70	(1st in 1974-14th in 1978)

Most TDs, Career

Charley Taylor	1964-77	90
John Riggins	1976-79, 81-85	85
Art Monk	1980-93	65
Jerry Smith	1965-77	60
Gary Clark	1985-92	58
Hugh Taylor	1947-54	58
Larry Brown	1969-76	55
Bobby Mitchell	1962-68	55
Andy Farkas	1938-44	35

Most TDs, Season

John Riggins	1983	*24
George Rogers	1986	18
Charley Taylor	1966	15
Larry Brown	1973	14
John Riggins	1984	14
John Riggins	1981	13

*NFL Record

Most TDs, Game

4	Dick James vs Cowboys	12/17/61
4	Larry Brown vs Eagles	12/16/73

Most Consecutive Games TD Scored

John Riggins	1982-83	13
George Rogers	1985-86	12

KICKING

Most PATs, Career

Mark Moseley	1974-86	417
Chip Lohmiller	1988-94	262

Most PATs, Season

Mark Moseley	1983	62
Chip Lohmiller	1991	56
Mark Moseley	1984	48
Chip Lohmiller	1990	41
Chip Lohmiller	1989	41
Curt Knight	1972	40
Chip Lohmiller	1988	40

Most PATs, Game

9	Charlie Gogolak vs Giants	11/27/66
8	Chip Lohmiller vs Falcons	11/10/91
8	Dick Poillon vs Yanks	10/31/48

Most PAT Attempts, Career

Mark Moseley	1974-86	442
Chip Lohmiller	1988-94	267
Curt Knight	1969-73	176

Most PAT Attempts, Season

Mark Moseley	1983	63
Chip Lohmiller	1991	56
Mark Moseley	1984	51
Charlie Gogolak	1966	42
Curt Knight	1972	42
Mark Moseley	1981	42

Most PAT Attempts, Game

10	Charlie Gogolak vs Giants	11/27/66
----	---------------------------	----------

Most Consecutive PATs, Career

Chip Lohmiller	1988-93	213
----------------	---------	-----

Most FGs, Career

Mark Moseley	1974-86	263
Chip Lohmiller	1988-94	175
Curt Knight	1969-73	101
Sam Baker	1953, 56-59	54
Bob Khayat	1960, 62-63	38

Most FGs, Season

Mark Moseley	1983	33
--------------	------	----

Chip Lohmiller.....1991.....31
Chip Lohmiller.....1992.....30
Chip Lohmiller.....1990.....30
Chip Lohmiller.....1989.....29
Curt Knight.....1971.....29

Most FGs, Game

5.....Chip Lohmiller @ Vikings.....10/25/92 (22, 42, 25, 45, 49)
5.....Chip Lohmiller @ Eagles.....12/22/91 (21, 35, 47, 47, 38, missed 49)
5.....Chip Lohmiller vs Bills.....12/30/90 (37, 24, 19, 43, 32)
5.....Curt Knight vs Oilers.....10/10/71 (15, 36, 13, 17, 39, missed 47, 33)
5.....Curt Knight @ Bears.....11/14/71 (30, 12, 37, 9, 27, missed 45)
5.....Curt Knight vs Colts.....11/18/73 (35, 18, 37, 42, 29)
5.....Mark Moseley vs Saints.....10/26/80 (50, 28, 35, 52, 38, missed 50)

Most FG Attempts, Career

Mark Moseley.....1974-86.....397
Chip Lohmiller.....1988-94.....245
Curt Knight.....1969-73.....175

Most FG Attempts, Season

Curt Knight.....1971.....49
Mark Moseley.....1983.....47
Chip Lohmiller.....1991.....43
Curt Knight.....1973.....42
Chip Lohmiller.....1992.....40
Chip Lohmiller.....1990.....40
Chip Lohmiller.....1989.....40

Most FG Attempts Game

7.....Curt Knight vs Oilers.....10/10/71
--

Most Consecutive FGs

Mark Moseley.....1981-82.....23

Most Consecutive FGs, Season

Mark Moseley.....1982.....20

Most Consecutive Games, FG Made

Chip Lohmiller.....1988-90.....28
Mark Moseley.....1976-77.....15

Best FG Pct., Season (20 Atts)

Mark Moseley.....1982.....* 952 (20-21)
Mark Moseley.....1984.....774 (24-31)
Mark Moseley.....1979.....759 (25-33)
Chip Lohmiller.....1990.....750 (30-40)
Chip Lohmiller.....1992.....750 (30-40)
*NFL Record

Longest Field Goals

57.....Steve Cox vs Seahawks.....09/28/86
56.....Chip Lohmiller @ Colts.....12/22/90
55.....Chip Lohmiller vs Cowboys.....09/23/90
55.....Steve Cox vs Eagles.....09/07/86
54.....Chip Lohmiller vs Eagles.....10/30/94
54.....Mark Moseley @ Eagles.....11/13/77
53.....Chip Lohmiller vs Lions.....09/20/92
53.....Chip Lohmiller vs Cowboys.....09/09/91
53.....Chip Lohmiller @ Colts.....12/22/90
53.....Mark Moseley @ Falcons.....09/30/79
53.....Mark Moseley @ Cowboys.....10/16/77

RUSHING**Most Yards Gained, Career**

John Riggins.....1976-79, 81-85.....7,472
Larry Brown.....1969-76.....5,875
Earnest Byner.....1989-93.....3,950
Mike Thomas.....1975-78.....3,360
Don Bosseler.....1957-64.....3,112
Cliff Battles.....1933-37.....3,037
George Rogers.....1985-87.....2,909
Charley Harraway.....1969-73.....2,659
Rob Goode.....1949-51, 54-55.....2,247
Joe Washington.....1981-84.....2,070

Most Yards Gained, Season

John Riggins.....1983.....1,347
John Riggins.....1984.....1,239
Earnest Byner.....1990.....1,219
Larry Brown.....1972.....1,216
George Rogers.....1986.....1,203
John Riggins.....1979.....1,153
Larry Brown.....1970.....1,125
Mike Thomas.....1976.....1,101
George Rogers.....1985.....1,093
Reggie Brooks.....1993.....1,063
Earnest Byner.....1991.....1,048
John Riggins.....1978.....1,014

Most Yards Gained, Game

221 (29 atts).....Gerald Riggs vs Eagles 09/17/89
215 (16 atts).....Cliff Battles vs Giants 10/08/33
206 (34 atts).....George Rogers @ Cardinals 12/21/85
195 (31 atts).....Mike Thomas @ Cardinals 11/21/76
191 (29 atts).....Larry Brown vs Giants 10/29/72
190 (18 atts).....John Olszewski vs Browns 11/15/59

Most Rushing Attempts, Career

John Riggins.....1976-79, 81-85.....1,988
Larry Brown.....1969-76.....1,530
Earnest Byner.....1989-93.....990
Mike Thomas.....1975-78.....877
Cliff Battles.....1933-37.....725
Charley Harraway.....1969-73.....719
George Rogers.....1985-87.....697
Andy Farkas.....1938-44.....556

Most Rushing Attempts, Season

John Riggins.....1983.....374
John Riggins.....1984.....327
George Rogers.....1986.....303
Earnest Byner.....1990.....297
Larry Brown.....1972.....285
Earnest Byner.....1991.....274
Earnest Byner.....1992.....262
John Riggins.....1979.....260

Most Rushing Attempts, Game

* 45.....Jamie Morris @ Bengals.....12/17/88
39.....Earnest Byner @ Patriots.....12/15/90
36.....John Riggins vs Cowboys.....1/22/83
36.....George Rogers @ Eagles.....12/08/85
* NFL Record

Most 100-Yard Games, Career

John Riggins	1976-79, 81-85	19
Larry Brown	1969-76	19
Earnest Byner	1989-92	12
George Rogers	1985-87	12

Most 100-Yard Games, Season

Rob Goode	1951	7
Larry Brown	1970	6
Larry Brown	1972	6
Earnest Byner	1990	5
John Riggins	1984	5
George Rogers	1986	5

Most TDs Rushing, Career

John Riggins	1976-79, 81-85	79
Larry Brown	1969-76	35
George Rogers	1985-87	31

Most TDs Rushing, Season

John Riggins	1983	*24
George Rogers	1986	18
John Riggins	1984	14
John Riggins	1981	13
Gerald Riggs	1991	11
*NFL Record		

Most TDs Rushing, Game

3	Cliff Battles vs Giants	10/17/37
3	Andy Farkas @ Brooklyn	11/12/39
3	Dick James vs Cowboys	12/17/61
3	John Riggins @ Cardinals	10/09/83
3	John Riggins vs Lions	10/13/85
3	Earnest Byner vs Dolphins	12/02/90
3	Gerald Riggs @ Bengals	09/22/91

Most Consecutive Games, Rushing TDs

John Riggins	1982-83	*13
George Rogers	1985-86	12
John Riggins	1983-84	8
*NFL Record		

Longest Run From Scrimmage

88t	Billy Wells @ Cardinals	11/21/54
85t	Reggie Brooks @ Eagles	09/19/93
80t	Rob Goode @ Packers	09/24/50

Highest Avg. Gain, Career (min 250 carries)

Joe Theismann	1974-85	5.1
Charley Justice	1950, 52-54	4.8
Joe Washington	1981-84	4.6
Rob Goode	1949-51, 54-55	4.3
Dick Todd	1939-42, 45-48	4.3

Highest Avg. Gain, Season (min 100 carries)

Frank Atkins	1945	5.42 (147-797)
Don Bosseler	1959	5.41 (119-644)
Charley Justice	1953	5.36 (115-616)
Joe Washington	1983	5.32 (145-772)

PASSING**Most Yards Gained Passing, Career**

Joe Theismann	1974-85	25,206
Sonny Jurgensen	1964-74	22,585
Sammy Baugh	1937-52	22,085
Mark Rypien	1987-93	15,928
Billy Kilmer	1971-78	12,352

Most Yards Gained Passing, Season

Jay Schroeder	1986	4,109
Mark Rypien	1989	3,768
Sonny Jurgensen	1967	3,747
Joe Theismann	1983	3,714
Joe Theismann	1981	3,568
Mark Rypien	1991	3,564
Joe Theismann	1984	3,391
Mark Rypien	1992	3,282
Sonny Jurgensen	1966	3,209
Sonny Jurgensen	1969	3,102
Norm Snead	1963	3,043

Most Yards Gained Passing, Game

446 (17-24)	Sammy Baugh vs Yanks	10/31/48
442 (16-31)	Mark Rypien vs Falcons	11/10/91
430 (30-52)	Doug Williams vs Steelers	09/11/88
424 (23-40)	Norm Snead vs Steelers	11/17/63
420 (22-40)	Jay Schroeder @ Giants	10/27/86
418 (32-50)	Sonny Jurgensen @ Browns	11/26/67
417 (23-39)	Joe Theismann vs Raiders	10/02/83
411 (26-43)	Sonny Jurgensen vs Cowboys	11/28/65

Most Pass Attempts, Career

Joe Theismann	1974-85	3,602
Sonny Jurgensen	1964-74	3,155
Sammy Baugh	1937-52	3,016
Mark Rypien	1987-93	2,207
Billy Kilmer	1971-78	1,791
Eddie LeBaron	1952-53, 55-59	1,104
Norm Snead	1961-63	1,092
Jay Schroeder	1984-87	1,017

Most Pass Attempts, Season

Jay Schroeder	1986	541 (276 comp)
Sonny Jurgensen	1967	508 (288)
Joe Theismann	1981	496 (293)
Mark Rypien	1992	479 (269)
Joe Theismann	1984	477 (283)
Mark Rypien	1989	476 (280)
Joe Theismann	1983	459 (276)
Joe Theismann	1980	454 (262)
Sonny Jurgensen	1969	442 (274)

Most Pass Attempts, Game

58 (30 comp)	Jay Schroeder vs 49ers	12/01/85
54 (26)	Mark Rypien @ Cowboys	11/22/90
53 (27)	Mark Rypien @ Raiders	10/29/89
52 (30)	Doug Williams vs Steelers	09/11/88
51 (20)	Jay Schroeder vs Giants	12/07/86
50 (32)	John Friesz @ Giants	09/18/94

50 (32).....	Sonny Jurgensen @ Browns	11/26/67
50 (30).....	Sonny Jurgensen vs Eagles	12/03/67

Most Pass Completions, Career

Joe Theismann.....	1974-85	2,044
Sonny Jurgensen.....	1964-74	1,831
Sammy Baugh.....	1937-52	1,709
Mark Rypien.....	1987-93	1,244
Billy Kilmer.....	1971-78	953

Most Pass Completions, Season

Joe Theismann.....	1981	293
Sonny Jurgensen.....	1967	288
Joe Theismann.....	1984	283
Mark Rypien.....	1989	280
Joe Theismann.....	1983	276
Jay Schroeder.....	1986	276
Sonny Jurgensen.....	1969	274
Mark Rypien.....	1992	269
Joe Theismann.....	1980	262
Sonny Jurgensen.....	1966	254

Most Pass Completions, Game

32 (50 atts).....	Sonny Jurgensen @ Browns	11/26/67
32 (50).....	John Friesz @ Giants	09/18/94
30 (47).....	Mark Rypien vs Bears	11/26/89
30 (50).....	Sonny Jurgensen vs Eagles	12/03/67
30 (52).....	Doug Williams vs Steelers	09/11/88
30 (58).....	Jay Schroeder vs 49ers	12/01/85
30 (42).....	Jeff Rutledge @ Lions	11/04/90

Highest Completion Pct., Career (min 1,000 atts)

Sonny Jurgensen.....	1964-74	58.0
Joe Theismann.....	1974-85	56.7
Mark Rypien.....	1987-93	56.4
Sammy Baugh.....	1937-52	56.7
Billy Kilmer.....	1971-78	53.2

Highest Completion Pct., Season (min 150 atts)

Sammy Baugh.....	1945	70.3 (128-182)
Sonny Jurgensen.....	1974	64.1 (107-167)
Joe Theismann.....	1982	63.9 (161-252)
Sammy Baugh.....	1947	62.7 (111-177)
Sonny Jurgensen.....	1969	62.0 (274-442)
Joe Theismann.....	1983	60.1 (276-459)

Highest Completion Pct., Game (min 15 atts)

87.5 (14-16).....	Sammy Baugh vs Steelers	11/03/40
-------------------	-------------------------	----------

Longest Pass Completion

* 99t.....	Frank Filchock to Andy Farkas vs Steelers	10/15/39
99t.....	George Izo to Bobby Mitchell @ Browns	09/15/63
99t.....	Sonny Jurgensen to Gerry Allen @ Bears	09/15/68

*NFL Record (tied)

Highest QB Rating, Career (min 1,000 atts)

Sonny Jurgensen.....	1964-74	85.0
Mark Rypien.....	1987-93	80.2
Joe Theismann.....	1974-85	77.4
Billy Kilmer.....	1971-78	77.0
Jay Schroeder.....	1984-87	72.6
Sammy Baugh.....	1937-52	72.0

Highest QB Rating, Season

Sammy Baugh.....	1945	109.7
Mark Rypien.....	1991	97.9
Joe Theismann.....	1983	97.0
Sonny Jurgensen.....	1974	94.6
Sammy Baugh.....	1947	92.3
Joe Theismann.....	1982	91.3
Eddie LeBaron.....	1957	88.6
Mark Rypien.....	1989	88.1
Sonny Jurgensen.....	1967	87.6
Joe Theismann.....	1984	86.6

Most TD Passes, Career

Sammy Baugh.....	1937-52	187
Sonny Jurgensen.....	1964-74	179
Joe Theismann.....	1974-85	160
Billy Kilmer.....	1971-78	103
Mark Rypien.....	1987-92	98

Most TD Passes, Season

Sonny Jurgensen.....	1967	31
Joe Theismann.....	1983	29
Mark Rypien.....	1991	28
Sonny Jurgensen.....	1966	28
Sammy Baugh.....	1947	25
Sammy Baugh.....	1943	24
Sonny Jurgensen.....	1964	24
Joe Theismann.....	1984	24

Most TD Passes, Game

6.....	Mark Rypien vs Falcons	11/10/91
6.....	Sammy Baugh vs Cardinals	11/23/47
6.....	Sammy Baugh @ Brooklyn	10/31/43

Most Consecutive Games, TD Pass

Sonny Jurgensen.....	1966-68	23
Joe Theismann.....	1982-83	15

Most Consecutive Passes, No Interceptions

Joe Theismann.....	1983	162
--------------------	------	-----

Most Consecutive Games, No Interceptions

Joe Theismann.....	1983	5
--------------------	------	---

Lowest Interception Pct., Career (min 1,000 atts)

Mark Rypien.....	1987-93	3.3
Jay Schroeder.....	1984-87	3.6
Joe Theismann.....	1974-85	3.8
Sonny Jurgensen.....	1964-74	5.9
Eddie LeBaron.....	1952-53, 55-59	6.3
Norm Snead.....	1961-63	6.5
Sammy Baugh.....	1937-52	6.7

Lowest Interception Pct., Season

Sammy Baugh.....	1945	2.1 (4-182)
Jay Schroeder.....	1985	2.3 (5-209)
Joe Theismann.....	1983	2.3 (11-459)
Mark Rypien.....	1991	2.6 (11-421)

Joe Theismann.....	1984.....	2.7	(13-477)
Mark Rypien.....	1989.....	2.7	(13-476)
Sonny Jurgensen.....	1970.....	2.9	(10-337)
Sonny Jurgensen.....	1974.....	2.9	(5-167)

Most Interceptions, Career

Sammy Baugh.....	1937-52.....	205
Joe Theismann.....	1974-85.....	138
Sonny Jurgensen.....	1964-74.....	116
Eddie LeBaron.....	1952-53, 55-59.....	88
Mark Rypien.....	1987-93.....	75
Billy Kilmer.....	1971-78.....	75

Most Interceptions, Season

Norm Snead.....	1963.....	27
Sammy Baugh.....	1948.....	23
Norm Snead.....	1962.....	22
Norm Snead.....	1961.....	22
Jay Schroeder.....	1986.....	22
Sammy Baugh.....	1943.....	21

Most Interceptions, Game

6.....	Sammy Baugh @ Giants.....	11/11/51
6.....	Jay Schroeder vs Giants.....	12/07/86

RECEIVING

Most Receptions, Career

Art Monk.....	1980-93.....	*888
Charley Taylor.....	1964-77.....	649
Gary Clark.....	1985-92.....	549
Jerry Smith.....	1965-77.....	421
Ricky Sanders.....	1986-93.....	414
Bobby Mitchell.....	1962-68.....	393
Hugh Taylor.....	1947-54.....	272
Don Warren.....	1979-92.....	244
Larry Brown.....	1969-76.....	238
Roy Jefferson.....	1971-76.....	208
*NFL Record		

Most Receptions, Season

Art Monk.....	1984.....	106
Art Monk.....	1985.....	91
Art Monk.....	1989.....	86
Ricky Sanders.....	1989.....	80
Gary Clark.....	1989.....	79
Charlie Brown.....	1983.....	78
Gary Clark.....	1990.....	75
Gary Clark.....	1986.....	74
Henry Ellard.....	1994.....	74
Ricky Sanders.....	1988.....	73
Art Monk.....	1986.....	73
Bobby Mitchell.....	1962.....	72
Art Monk.....	1988.....	72
Charley Taylor.....	1966.....	72
Gary Clark.....	1985.....	72
Art Monk.....	1991.....	71
Charley Taylor.....	1969.....	71
Gary Clark.....	1991.....	70
Charley Taylor.....	1967.....	70
Joe Washington.....	1981.....	70

Most Receptions, Game

13 (168 yards).....	Art Monk @ Lions.....	11/04/90
13 (230).....	Art Monk vs Bengals.....	12/15/85

13 (130).....	Kelvin Bryant vs Giants.....	12/07/86
12 (158).....	Ricky Sanders @ Raiders.....	10/29/89
12 (118).....	Clarence Harmon vs Chargers.....	12/07/80
12 (183).....	Bobby Mitchell vs Eagles.....	10/11/64

Most Yards Gained Receiving, Career

Art Monk.....	1980-93.....	13,026
Charley Taylor.....	1964-77.....	9,140
Gary Clark.....	1985-92.....	8,742
Bobby Mitchell.....	1962-68.....	6,491
Ricky Sanders.....	1986-93.....	5,854
Jerry Smith.....	1965-77.....	5,496
Hugh Taylor.....	1947-54.....	5,233
Roy Jefferson.....	1971-76.....	3,119
Bill Anderson.....	1958-63.....	2,930
Don Warren.....	1979-92.....	2,536

Most Yards Gained Receiving, Season

Bobby Mitchell.....	1963.....	1,436
Henry Ellard.....	1994.....	1,397
Bobby Mitchell.....	1962.....	1,384
Art Monk.....	1984.....	1,372
Gary Clark.....	1991.....	1,340
Gary Clark.....	1986.....	1,265
Gary Clark.....	1989.....	1,229
Art Monk.....	1985.....	1,226
Charlie Brown.....	1983.....	1,225
Art Monk.....	1989.....	1,186
Ricky Sanders.....	1988.....	1,143
Ricky Sanders.....	1989.....	1,138
Charley Taylor.....	1966.....	1,119
Gary Clark.....	1990.....	1,112
Art Monk.....	1986.....	1,068
Gary Clark.....	1987.....	1,066
Art Monk.....	1991.....	1,049

Most Yards Gained Receiving, Game

255 (7 rec).....	Anthony Allen vs Cardinals.....	10/04/87
241 (11).....	Gary Clark @ Giants.....	10/27/86
230 (13).....	Art Monk vs Bengals.....	12/15/85
218 (11).....	Bobby Mitchell vs Steelers.....	11/17/63
213 (7).....	Wilbur Moore vs Brooklyn.....	10/31/43
212 (8).....	Hugh Taylor @ Eagles.....	09/28/47
203 (4).....	Gary Clark vs Falcons.....	11/10/91
200 (11).....	Frank Grant vs 49ers.....	11/07/76
200 (10).....	Art Monk vs 49ers.....	09/10/84

Most TD Receptions, Career

Charley Taylor.....	1964-77.....	79
Art Monk.....	1980-93.....	65
Jerry Smith.....	1965-77.....	60
Gary Clark.....	1985-92.....	58
Hugh Taylor.....	1947-54.....	58

Most TD Receptions, Season

Ricky Sanders.....1988.....12
Charley Taylor.....1966.....12
Hugh Taylor.....1952.....12
Jerry Smith.....1967.....12
Bobby Mitchell.....1962.....11

Most TD Receptions, Game

3.....Gary Clark vs Falcons.....11/10/91
3.....Art Monk @ Colts.....10/07/84
3.....Anthony Allen vs Cardinals.....10/04/87
3.....Larry Brown vs Eagles.....12/16/73
3.....Jerry Smith vs Cowboys.....11/16/69
3.....Pat Richter @ Bears.....09/15/68
3.....Jerry Smith @ Rams.....10/22/67
3.....Hugh Taylor vs Cardinals.....12/12/54
3.....Hugh Taylor @ Giants.....12/07/52
3.....Hugh Taylor vs Cardinals.....10/22/50
3.....Hugh Taylor @ Colts.....09/17/50
3.....Hal Crisler vs Bulldogs.....10/16/49
3.....Hugh Taylor @ Eagles.....09/28/47

INTERCEPTIONS**Most Interceptions, Career**

Darrell Green.....1983-94.....37
Brig Owens.....1966-77.....36
Sammy Baugh.....1937-52.....31
Mike Bass.....1969-75.....30
Joe Lavender.....1976-82.....29
Paul Krause.....1964-67.....28
Pat Fischer.....1968-77.....27
Mark Murphy.....1977-83.....27

Most Interceptions, Season

Dan Sandifer.....1948.....13
Paul Krause.....1964.....12
Sammy Baugh.....1943.....11
Don Doll.....1953.....10
Dick Alban.....1954.....9
Lemar Parrish.....1979.....9
Mark Murphy.....1983.....9
Barry Wilburn.....1987.....9

Most Interceptions, Game

4.....Sammy Baugh vs Lions.....11/14/43
4.....Dan Sandifer vs Yanks.....10/31/48

Consecutive Games, with Interception

Paul Krause.....1964.....7
Lemar Parrish.....1978-79.....6
Barry Wilburn.....1987.....6

Most Yards Interception Returns, Career

Brig Owens.....1966-77.....686
Mike Bass.....1969-75.....478
Pat Fischer.....1968-77.....412
Chris Hanburger.....1965-78.....347
Joe Lavender.....1976-82.....338

Most Yards Interception Returns, Season

Dan Sandifer.....1948.....258
George Cheverko.....1948.....168
Brig Owens.....1966.....165
Mike Bass.....1973.....161
Brad Edwards.....1992.....157

Longest Interception Return

100t.....Barry Wilburn @ Vikings.....12/26/87
93t.....Dick Poillon @ Eagles.....11/21/48

Most Interception Returns for TDs, Career

Darrell Green.....1983-94.....3
Andre Collins.....1990-94.....3
Brig Owens.....1966-77.....3
Mike Bass.....1969-75.....3

Most Interception Ret. for TDs, Season

Dan Sandifer.....1948.....2
Dale Hackbart.....1961.....2
Vernon Dean.....1984.....2
Andre Collins.....1994.....2

SACKS**Most Sacks, Career**

Dexter Manley.....1981-89.....97.5
Charles Mann.....1983-93.....82.0
Dave Butz.....1975-88.....59.5
Monte Coleman.....1979-94.....56.5
Diron Talbert.....1971-80.....56.0
Bill Brundige.....1970-77.....48.5

Most Sacks, Season

Dexter Manley.....1986.....18.0
Coy Bacon.....1979.....15.0
Dexter Manley.....1985.....15.0
Charles Mann.....1985.....14.5
Ken Harvey.....1994.....13.5
Dexter Manley.....1984.....13.5
Verlon Biggs.....1973.....13.0
Bill Brundige.....1973.....13.0

Most Sacks, Game

4.0.....Diron Talbert vs Giants.....09/28/75
4.0.....Dexter Manley vs Giants.....10/02/88

PUNTING**Most Punts, Career**

Mike Bragg.....1968-79.....896
Pat Richter.....1963-70.....338
Sammy Baugh.....1937-52.....334

Most Punts, Season

Mike Bragg.....1978.....103
Mike Bragg.....1977.....91
Mike Bragg.....1976.....90
Pat Richter.....1964.....90

Most Punts, Game

14.....Sammy Baugh vs Eagles.....11/05/39

Longest Punt

85.....Sammy Baugh vs Eagles.....12/01/40
81.....Sammy Baugh vs Lions.....11/14/43
77.....Steve Cox @ Bills.....11/01/87
76.....Sammy Baugh vs Rams.....11/04/44
76.....Dick Poillon @ Packers.....10/24/48

Highest Punting Avg., Career

Sammy Baugh.....1937-52.....*45.1
Sam Baker.....1953, 55-59.....44.9
*NFL Record

Highest Punting Avg., Season

Sammy Baugh	1940.....	*51.4
Sammy Baugh	1941.....	48.7
Sam Baker	1959.....	45.5
Sam Baker	1958.....	45.4
*NFL Record		

Highest Punting Avg., Game

59.4.....	Sammy Baugh vs Lions	10/27/40
-----------	----------------------------	----------

Most Punts Inside 20, Season

Mike Bragg.....	1977.....	29
Jeff Hayes.....	1983.....	29

KICKOFF RETURNS**Most KO Returns, Career**

Mike Nelms.....	1980-84.....	174
Brian Mitchell.....	1990-94.....	161
Dick James.....	1956-63.....	155
Rickie Harris.....	1965-70.....	101
Eddie Saenz.....	1946-51.....	81

Most KO Returns, Season

Brian Mitchell.....	1994.....	58
Larry Jones.....	1975.....	47
Mike Nelms.....	1984.....	42
Ken Jenkins.....	1985.....	41
Mike Nelms.....	1980.....	38

Longest KO Return

102t.....	Larry Jones vs Eagles.....	11/24/74
99t.....	Joe Johnson @ Raiders.....	10/29/89
99t.....	Dale Atkeson vs Eagles.....	10/17/54
99t.....	Tony Green @ Cardinals.....	09/17/78

Most Yards, Career

Mike Nelms.....	1980-84.....	4,128
Dick James.....	1956-63.....	3,959
Brian Mitchell.....	1990-94.....	3,596
Rickie Harris.....	1965-70.....	2,305
Eddie Saenz.....	1946-51.....	1,995

Most Yards, Season

Brian Mitchell.....	1994.....	1,478
Mike Nelms.....	1981.....	1,099
Larry Jones.....	1975.....	1,086
Ken Jenkins.....	1985.....	1,018
Herb Mul-Key.....	1973.....	1,011

Highest Avg. Return, Career

Bobby Mitchell.....	1962-68.....	28.5
Herb Mul-Key.....	1972-74.....	27.8
Joe Seudero.....	1954-58.....	25.9
Dick James.....	1956-63.....	25.5
Mike Nelms.....	1980-84.....	23.7

Highest Avg. Return, Season (min 20 returns)

Mike Nelms.....	1981.....	29.7
Dick James.....	1961.....	29.4
Larry Jones.....	1974.....	29.2
Herb Mul-key.....	1973.....	28.1
Joe Seudero.....	1955.....	28.0

PUNT RETURNS**Most Punt Returns, Career**

Mike Nelms.....	1980-84.....	212
Brian Mitchell.....	1990-94.....	147
Rickie Harris.....	1965-70.....	118
Eddie Brown.....	1975-77.....	111
Dick James.....	1956-63.....	99

Most Punt Returns, Season

Eddie Brown.....	1977.....	57
Larry Jones.....	1975.....	53
Mike Nelms.....	1984.....	49
Eddie Brown.....	1976.....	48
Mike Nelms.....	1980.....	48

Most Punt Returns, Game

* 11.....	Eddie Brown vs Bucs.....	10/09/77
9.....	Mike Nelms vs Cardinals.....	12/21/80
*NFL Record		

Longest Punt Return

96t.....	Bill Dudley vs Steelers.....	12/03/50
86t.....	Rickie Harris vs Giants.....	10/19/69

Most Yards, Career

Mike Nelms.....	1980-84.....	1,948
Brian Mitchell.....	1990-94.....	1,623
Eddie Brown.....	1975-77.....	1,150
Rickie Harris.....	1965-70.....	1,012
Dick James.....	1956-63.....	805

Most Yards, Season

Eddie Brown.....	1976.....	646
Brian Mitchell.....	1991.....	600
Mike Nelms.....	1981.....	492
Brian Mitchell.....	1994.....	452
Eddie Brown.....	1977.....	452

Highest Avg. Return, Career (min 40 ret.)

John Williams.....	1952-53.....	12.8
Bill Dudley.....	1950-51, 53.....	11.4
Darrell Green.....	1983-93.....	11.3
Eddie Saenz.....	1946-51.....	11.2
Brian Mitchell.....	1990-94.....	11.0

Highest Avg. Return, Season (min 20 ret.)

John Williams.....	1952.....	15.3
Brian Mitchell.....	1994.....	14.1
Eddie Brown.....	1976.....	13.5
Brian Mitchell.....	1991.....	13.3
Eddie Saenz.....	1947.....	12.8
Rickie Harris.....	1965.....	12.8

Most TD Returns, Career

Brian Mitchell.....	1990-94.....	5
Mike Nelms.....	1980-84.....	3
Rickie Harris.....	1965-70.....	3

Most TD Returns, Season

Brian Mitchell.....	1994.....	2
Brian Mitchell.....	1991.....	2
Mike Nelms.....	1981.....	2
Bert Zagers.....	1957.....	2
John Williams.....	1952.....	2

COMBINED RETURNS**Most Combined Returns, Career**

Mike Nelms.....1980-84.....	386
Brian Mitchell.....1990-94.....	308
Dick James.....1956-63.....	254
Rickie Harris.....1965-70.....	219

Most Combined Returns, Season

Larry Jones.....1975.....	*100
Eddie Brown.....1977.....	91
Mike Nelms.....1984.....	91
Brian Mitchell.....1994.....	90
Mike Nelms.....1980.....	86

*NFL Record

Most Combined Yards, Career

Mike Nelms.....1980-84.....	6,076
Brian Mitchell.....1990-94.....	5,219
Dick James.....1956-63.....	4,874
Rickie Harris.....1965-70.....	3,317

Most Combined Yards, Season

Brian Mitchell.....1994.....	1,930
Mike Nelms.....1981.....	1,594
Larry Jones.....1975.....	1,493
Tony Green.....1978.....	1,313

COMBINED NET YARDS**Most Combined Net Yards, Career****(Rushing, Receiving, Returns)**

Art Monk.....1980-93.....	12,358
(332-12,026-0)	
Charley Taylor.....1964-77.....	10,833
(1,488-9,140-205)	
Gary Clark.....1985-1992.....	8,845
(41-8,742-62)	
John Riggins.....1976-79, 81-85.....	8,400
(7,472-928-0)	
Larry Brown.....1969-76.....	8,360
(5,875-2,485-0)	
Bobby Mitchell.....1962-68.....	8,162
(438-6,492-1,232)	
Dick James.....1956-63.....	8,153
(1,741-1,528-4,874)	
Brian Mitchell.....1990-94.....	6,369
(722-428-5,219)	
Mike Nelms.....1980-84.....	6,076
(0-0-6,076)	
Ricky Sanders.....1986-93.....	5,970
(94-5,854-22)	
Jerry Smith.....1965-77.....	5,552
(56-5,496-0)	

Most Combined Net Yards, Season

Brian Mitchell.....1994.....	2,477
(311-236-1,930)	
Bobby Mitchell.....1963.....	1,852
(24-1,436-392)	
Bobby Mitchell.....1962.....	1,794
(5-1,384-405)	
Dick James.....1963.....	1,713
(384-262-1,067)	
Larry Brown.....1972.....	1,689
(1,216-473-0)	

Mike Nelms.....1981.....	1,594
(0-0-1,594)	
Charley Taylor.....1964.....	1,589
(755-814-20)	
Charley Taylor.....1966.....	1,542
(262-1,119-151)	
Larry Jones.....1975.....	1,526
(0-33-1,493)	

SERVICE**Most Seasons, Redskin**

Sammy Baugh.....1937-52.....	16
Monte Coleman.....1979-94.....	16
Art Monk.....1980-93.....	14
Don Warren.....1979-92.....	14
Dave Butz.....1975-88.....	14
Jeff Bostic.....1980-93.....	14
Len Hauss.....1964-77.....	14
Charley Taylor.....1964-77.....	14
Chris Hanburger.....1965-78.....	14
Joe Jacoby.....1981-93.....	13
Jerry Smith.....1965-77.....	13
Mark Moseley.....1974-86.....	13
Darrell Green.....1983-94.....	12
Brig Owens.....1966-77.....	12
George Starke.....1973-84.....	12
Joe Theismann.....1974-85.....	12

Most Consecutive Games Played, Redskin

Len Hauss.....1964-77.....	196
Mark Moseley.....1974-86.....	170
Joe Theismann.....1974-85.....	163
Brig Owens.....1966-77.....	154

Most Games Played, Redskin

Monte Coleman.....1979-94.....	216
Art Monk.....1980-93.....	205
Dave Butz.....1975-88.....	203
Len Hauss.....1964-77.....	196
Don Warren.....1979-92.....	194
Chris Hanburger.....1965-78.....	187
Jeff Bostic.....1980-93.....	184
Mark Moseley.....1974-86.....	182
Mike Bragg.....1968-79.....	172
Darrell Green.....1983-94.....	170
Joe Jacoby.....1981-93.....	170
Jerry Smith.....1965-77.....	168
Joe Theismann.....1974-85.....	167
Charley Taylor.....1964-77.....	165
Charles Mann.....1983-93.....	163
Brig Owens.....1966-77.....	158
George Starke.....1973-84.....	156

Most Consecutive Games Started

Len Hauss.....1964-77.....	192
----------------------------	-----

Most Consecutive Pro Bowl Appearances

Ken Houston.....1973-79.....	7
(10 overall, 1970-72 Houston)	

Most Pro Bowl Appearances

Chris Hanburger.....1966-69, 72-76.....	9
Charley Taylor.....1964-67, 72-75.....	8
Ken Houston.....1973-79.....	7

DEFENSIVE RECORDS

SCORING

Most Points Allowed, Season	
432	1954
Most Points Allowed, Game	
*73vs Bears	12/08/40
62@ Browns	11/07/54
*NFL Championship Game	
Fewest Points Allowed, Season	
79	1932
Fewest Points Allowed, Game	
0	51 times Last: vs. Eagles.....09/30/91
Most Touchdowns Allowed, Season	
57	1954
Most Touchdowns Allowed, Game	
*11vs Bears	12/08/40
8vs Bears	10/26/47
8@ Browns	11/07/54
*NFL Championship Game	
Fewest Touchdowns Allowed, Season	
12	1939
Most PATs Allowed, Season	
49	1961
Most PATs Allowed, Game	
8vs Bears	10/26/47
8@ Browns	11/07/54
Fewest PATs Allowed, Season	
7	1932
Most FGs Allowed, Season	
24	1978



Most FGs Allowed, Game	
5	vs. Giants.....12/17/83
Fewest FGs Allowed, Season	
21	943

FIRST DOWNS

Most First Downs Allowed, Season	
331	1994
Most First Downs Allowed, Game	
33 (15-16-2).....@ Browns.....	11/07/54
Fewest First Downs Allowed, Season	
82	1937
Fewest First Downs Allowed, Game	
0	vs Giants.....09/27/42
Most First Downs Allowed Rushing, Season	
149	1969
Most First Downs Allowed Rushing, Game	
25	vs Eagles.....12/02/51
Fewest First Downs Allowed Rushing, Season	
52	1942
Fewest First Downs Allowed Rushing, Game	
0	vs Giants.....09/28/42
Most First Downs Allowed Passing, Season	
196	1983
Most First Downs Allowed Passing, Game	
24	vs Eagles.....09/17/89
Fewest First Downs Allowed Passing, Season	
34	1943



From 1984-1989, Dexter Manley (left) and Charles Mann (right) formed one of the best pass rushing duos in the NFL combining for 130 sacks. Manley and Mann finished their Redskins career 1-2 in career sacks with Manley getting 97.5 sacks while Mann totaled 82 career sacks.

Fewest First Downs Allowed Passing, Game	
0vs Giants.....	09/28/42
Most First Downs Allowed by Penalty, Season	
36.....	1965
Most First Downs Allowed by Penalty, Game	
8@ Cowboys.....	12/26/93
Fewest First Downs Allowed by Penalty, Season	
3.....	1957

TOTAL YARDS

Most Yards Allowed, Season	
5,609.....	1994
Most Yards Allowed, Game	
602@ Giants.....	10/28/62
Fewest Yards Allowed, Season	
1,950.....	1943
Fewest Yards Allowed, Game	
51 (1 rush, 50 pass).....vs Giants.....	09/27/42
51 (-1 rush, 52 pass).....vs Giants.....	12/11/60

RUSHING

Most Yards Allowed, Season	
2,536.....	1978
Most Yards Allowed, Game	
382vs Bears.....	12/08/40
Fewest Yards Allowed, Season	
848.....	1942
Fewest Yards Allowed, Game	
-29.....vs Rams.....	10/11/42
Most Attempts Allowed Season	
625.....	1978
Most Attempts Allowed, Game	
64vs Eagles.....	12/02/51
64vs Steagles.....	11/28/43
Fewest Attempts Allowed, Season	
348.....	1991
Fewest Attempts Allowed, Game	
11@ Colts.....	12/22/90
Most TDs Allowed, Season	
24.....	1994

Fewest TDs, Allowed, Season	
8.....	1955
8.....	1942
Most TDs Allowed, Game	
5@ Eagles.....	10/23/49
5vs Eagles.....	10/17/48

PASSING

Most Yards Allowed, Season	
3,975.....	1983
Most Yards Allowed, Game	
505@ Giants.....	10/28/62
Fewest Yards Allowed, Season	
1,026.....	1943
Fewest Yards Allowed, Game	
-12 (26 att, 6 comp).....@ Cardinals.....	12/21/80
Most Attempts Allowed, Season	
575.....	1984
Most Attempts Allowed, Game	
60 (33 comp).....vs Eagles.....	12/01/40
Fewest Attempts Allowed, Season	
166.....	1935
Fewest Attempts Allowed, Game	
1 (50 yard TD).....vs Giants.....	09/27/42
Most Completions Allowed, Season	
318.....	1984
Most Completions Allowed, Game	
37 (59 atts).....vs Colts.....	11/07/93
Fewest Completions Allowed, Season	
62.....	1936
Fewest Completions Allowed, Game	
1vs Giants.....	10/01/39
Most TD Passes Allowed, Season	
37.....	1961
Most TD Passes Allowed, Game	
7vs Eagles.....	12/01/40
7@ Giants.....	10/28/62
Fewest TD Passes Allowed, Season	
5.....	1942

September 16, 1937

The Washington Redskins play their first game in the Nation's Capital as 19,941 fans come out to see the Skins take on the Giants at flood-lighted Griffith Stadium. Riley Smith scores all of the Redskins points with two field goals, a 60-yard touchdown romp with an intercepted pass and boots the extra point in the 13-3 victory over Eastern Conference rival New York.



OPPONENT INDIVIDUAL RECORDS

SCORING

Most Points

25 Bobby Joe Conrad, Cardinals09/27/59

Touchdowns

4 Bob Shaw, Rams12/11/49
 4 Ollie Matson, Cardinals11/21/54
 4 Wilbert Montgomery, Eagles09/10/78
 4 Wilbert Montgomery, Eagles10/07/79

Points After Touchdown

7 Ray McLean, Bears10/26/47
 7 Bobby Joe Conrad, Cardinals09/27/59
 7 Pat Summerall, Giants11/05/61

Field Goals

5 Ali-Haji-Sheikh, Giants12/17/83

Field Goals Attempted

6 Ali-Haji-Sheikh, Giants12/17/83

Longest Field Goal

58 Nick Lowery, Chiefs09/18/83

RUSHING

Most Yards Gained

234 Bobby Mitchell, Browns11/15/59

Most Attempts

36 Wayne Morris, Cardinals11/18/78

Most Touchdowns

3 Joe Morris, Giants10/28/84
 3 Joe Morris, Giants11/18/85
 3 Wilbert Montgomery, Eagles09/10/78
 3 Wilbert Montgomery, Eagles10/07/79
 3 Tom Matte, Colts11/02/69
 3 Pete Banaszak, Raiders11/23/75

Longest Run

90 Bobby Mitchell, Browns11/15/59

PASSING

Most Yards Gained

505 Y.A. Title, Giants10/28/62

Most Attempts

60 Davy O'Brien, Eagles12/01/40

Most Completions

37 Jeff George (59 att), Colts11/07/93

Most Touchdowns

*7 Adrian Burk, Eagles10/17/54
 *7 Y.A. Title, Giants10/28/62
 *NFL Record

Most Interceptions

6 Ed Luther, Chargers10/31/83

Longest Completion

99t Jim Plunkett (to Cliff Branch), Raiders
 10/02/83

RECEIVING

Most Receptions

14 Don Looney, Eagles12/01/40

Most Yards Gained

269 (11 receptions) DeJ Shofner, Giants
 10/28/62

Most Touchdowns

4 Bob Shaw, Rams12/11/49

Longest

99t Cliff Branch (from Jim Plunkett), Raiders
 10/02/83

INTERCEPTIONS

Most Interceptions

4 Jack Butler, Steelers12/13/53
 4 Jerry Norton, Cardinals11/20/60

Most Yards Gained

121 Mike Gachter, Cowboys11/03/63

Most Touchdowns

2 Robert Massey, Cardinals10/04/92

Longest Interception Return

96 Dennis Thurman, Cowboys09/06/81
 99 George Buksar, Colts ran 18, lateralled
 to Ernie Zaleski who ran 8111/26/50

KICKOFF RETURNS

Most KO Returns

8 Harlan Huckleby, Packers10/17/83

Most Yards Gained

208 Harlan Huckleby, Packers10/17/83

Longest KO Return

105t. Ollie Matson, Cardinals10/14/56

PUNT RETURNS

Most Punt Returns

8 Stump Mitchell, Cardinals01/02/83
 8 Leon Bright, Giants09/13/81

Most Yards Gained

107 Charlie West, Vikings11/03/68

Longest Punt Return

98t Charlie West, Vikings11/03/68

FUMBLE

Longest Return

77t Jim Jeffcoat, Cowboys09/24/89

ALL-TIME TEAM RECORDS

CHAMPIONSHIPS

World: 5	1937 (8-3 record)	Defeated Bears 28-21, in title game
	1942 (10-1 record)	Defeated Bears 14-6, in title game
	1982 (12-1 record)	Defeated Dolphins 27-17, in SB XVII
	1987 (14-4 record)	Defeated Broncos 42-10, in SB XXII
	1991 (17-2 record)	Defeated Bills 37-24, in SB XXVI
Eastern: 12	1936, 1937, 1940, 1942, 1943, 1945, 1972, 1982, 1983, 1984, 1987, 1991	
NFC: 5	1972	Defeated Cowboys 26-3, Dec 31, 1972 (at RFK)
	1982	Defeated Cowboys 31-17, Jan 22, 1983 (at RFK)
	1983	Defeated 49ers 24-21, Jan 8, 1984 (at RFK)
	1987	Defeated Vikings 17-10, Jan 17, 1988 (at RFK)
	1991	Defeated Lions 41-10, Jan 12, 1992 (at RFK)
Playoff Appearances (since 1970 merger): 13	1971, 1972, 1973, 1974, 1976, 1982, 1983, 1984, 1986, 1987, 1990, 1991, 1992	

GAMES

Regular Season: 1932-1994	Won 432, Lost 376, Tied 21 (.534)
Playoff Record: 1937-1992	Won 21, Lost 14 (.660)
Most Victories, Season: 1991	17 (14-2 regular season, 3-0 playoffs, 17-2 overall)
Best Winning Pct., Season: 1982	.923 (8-1 regular season, 4-0 playoffs, 12-1 overall)
Worst Winning Pct., Season: 1961	.071 (1-12-1 regular season)
Most Consecutive Victories: 14	10/04/42 - 11/07/43
Most Consecutive Games Without Defeat: 17	10/04/42 - 11/28/43 (16 wins, 1 tie)
Most Consecutive Losses: 17	10/30/60 - 11/19/61
Most Consecutive Games Without Victory: 23	10/16/60 - 12/17/61 (20 losses, 3 ties)

ATTENDANCE RECORDS

Largest Home Attendance: 56,437	12/13/92 (vs Dallas Cowboys)
Largest Road Attendance: 103,667	01/30/83 (Super Bowl XVII, Pasadena, CA, Miami Dolphins)

SINGLE-GAME RECORDS

From Scrimmage

by Redskins:	88	Billy Wells @ Cardinals	11/21/54
vs Redskins:	90	Bobby Mitchell, Browns	11/15/59
in Washington:	90	Bobby Mitchell, Browns	11/15/59

Pass Play

by Redskins:	99	Andy Farkas vs Steelers, 10/15/39 (pass from Frank Filchock); Bobby Mitchell @ Browns, 09/15/63 (pass from George Izo); Gerry Allen @ Bears, 09/15/68 (pass from Sonny Jurgensen)
vs Redskins:	99	Cliff Branch, Raiders, 10/02/83 (pass from Jim Plunkett)

Punt Return

by Redskins:	96	Bill Dudley @ Steelers	12/03/50
vs Redskins:	98	Charlie West, Vikings	11/03/68
in Washington:	97	Greg Pruitt, Raiders	10/02/83

Kickoff Return

by Redskins:	102	Larry Jones vs Eagles	11/24/74
vs Redskins:	105	Ollie Matson, Cardinals	10/14/56
in Washington:	105	Ollie Matson, Cardinals	10/14/56



Billy Wells



Steve Cox

With Intercepted Pass

by Redskins:	100.....	Barry Wilburn @ Vikings	12/26/87
vs Redskins:	99.....	George Buksar, Colts, ran 18, lateralled to Ernie Zaleski who ran 81,	11/26/50
in Washington:	99.....	Buksar-Zaleski play above	11/26/50

With Fumble

by Redskins:	78t.....	Darrell Green vs Colts	11/07/93
vs Redskins:	77t.....	Jim Jeffcoat, Cowboys	09/24/89
in Washington:	78t.....	Darrell Green vs Colts	11/07/93

Field Goal

by Redskins:	57.....	Steve Cox vs Seahawks	09/28/86
vs Redskins:	58.....	Nick Lowery, Chiefs	09/18/83
in Washington:	58.....	Nick Lowery, Chiefs	09/18/83

**THE LAST TIME****Kickoff Returned for Touchdown**

by Redskins:	10/29/89.....	Joe Johnson @ Raiders	99 yds
vs Redskins:	11/06/94.....	Dexter Carter, 49ers	96

Punt Returned for Touchdown

by Redskins:	12/23/94.....	Brian Mitchell @ Rams	78 yds
vs Redskins:	11/20/94.....	Kevin Williams, Cowboys	83

Pass Interception for Touchdown

by Redskins:	12/04/94.....	Andre Collins @ Bucs	92 yds
		(Craig Erickson passed)	
vs Redskins:	12/24/94.....	Anthony Newman, Rams	22
		(Heath Shuler)	

Punt was Blocked

by Redskins:	11/24/85.....	Otis Wonsley @ Steelers	
vs Redskins:	09/07/92.....	Issiac Holt, Cowboys	

Field Goal was Blocked

by Redskins:	10/10/93.....	Lamont Hollinquest vs Giants	
		David Treadwell attempted 29-yd field goal	
vs Redskins:	10/16/94.....	Seth Joyner, Cardinals	
		Chip Lohmiller attempted 51-yd field goal	

Extra Point Missed

by Redskins:	10/09/94.....	Chip Lohmiller @ Eagles	
vs Redskins:	10/10/93.....	David Treadwell, Giants	

Shutout was Scored

by Redskins:	09/30/91.....	Redskins 23 vs Eagles 0	
vs Redskins:	12/11/93.....	Redskins 0 vs Jets 3	

Fumble Returned for Touchdown

bs Redskins:	11/27/94.....	Martin Bayless vs Giants	60 yds
vs Redskins:	10/13/91.....	Vince Newsome, Browns	37

Safety Scored

by Redskins:	10/16/94.....	vs Cardinals (punt snap downed in end zone)	
vs Redskins:	10/17/93.....	Reggie Brooks @ Cardinals	
		(tackled in end zone on run)	

400 Yards Passing

by Redskins:	11/10/91.....	Mark Rypien @ Falcons	442 yds
vs Redskins:	09/17/89.....	Randall Cunningham, Eagles	447



Joe Johnson



Mark Rypien



Gary Clark

Four Touchdown Passes

by Redskins:	09/11/94	John Friesz @ Saints
vs Redskins:	10/02/86	Tommy Kramer, Vikings

Five Touchdown Passes

by Redskins:	10/11/64	Sonny Jurgensen vs Eagles
vs Redskins:	09/17/89	Randall Cunningham, Eagles

Six Touchdown Passes

by Redskins:	11/10/91	Mark Rypien vs Falcons
vs Redskins:	Never	

200 Yards Receiving

by Redskins:	11/10/91	Gary Clark vs Falcons	203 yds
vs Redskins:	11/07/93	Reggie Langhorne, Colts	203

Three Touchdown Receptions

by Redskins:	11/10/91	Gary Clark vs Falcons
vs Redskins:	09/19/93	Calvin Williams, Eagles

200 Yards Rushing

by Redskins:	09/17/89	Gerald Riggs vs Eagles	221 yds
vs Redskins:	11/15/59	Bobby Mitchell, Browns	232

Three Touchdowns Rushing

by Redskins:	09/22/91	Gerald Riggs @ Bengals
vs Redskins:	11/15/85	Joe Morris, Giants

Four Touchdowns Rushing

by Redskins:	Never	
vs Redskins:	11/21/54	Ollie Matson, Cardinals

Four Field Goals

by Redskins:	11/27/94	Chip Lohmiller vs Giants
vs Redskins:	09/16/90	Mike Cofer, 49ers

Five Field Goals

by Redskins:	10/25/92	Chip Lohmiller @ Vikings
vs Redskins:	12/17/83	Ali Haji-Sheikh, Giants

Three Interceptions

by Redskins:	11/29/92	Brad Edwards vs Cardinals
vs Redskins:	12/09/90	Mark Carrier, Bears

Four Interceptions

by Redskins:	10/31/48	Dan Sandifer vs Yanks
vs Redskins:	11/20/60	Jerry Norton, Cardinals



Dan Sandifer

**SINGLE-GAME BESTS****TEAM****Most Points Scored**

1.	72	vs Giants	11/27/66
2.	59	vs Yanks	10/31/48
3.	56	vs Falcons	11/10/91
4.	* 51	vs Rams	01/01/84
5.	49	vs Giants	09/28/75
	49	@ Giants	12/05/37
8	48	@ Brooklyn	10/31/43
9	47	@ Packers	10/17/83
10	46	vs Lions	11/14/48
11.	45	vs Lions	09/01/91
	45	vs Cardinals	11/06/83
	45	vs Cardinals	11/09/58
	45	vs Cardinals	11/23/47

Most Points Allowed

1.	* 73	vs Bears	12/08/40
2.	62	@ Browns	11/07/54
3.	56	vs Bears	10/26/47
4.	53	@ Giants	11/05/61
5.	49	@ Giants	10/28/62
	49	vs Cardinals	09/15/59
	49	vs Eagles	10/17/54
	49	@ Eagles	10/23/49
9.	48	@ Packers	10/17/83
	48	@ Giants	09/29/68
	48	vs Browns	11/30/52
	48	@ Bears	11/28/48

Largest Margin of Victory

1.	45	vs Lions	09/01/91
----	----	----------	----------

2.	* 44vs Rams01/01/84
3.	42vs Bears12/15/74
	42@ Brooklyn11/12/39
5.	39vs Falcons11/10/91
6.	38vs Cardinals11/29/92
	38vs Cardinals11/06/83
	38vs Saints09/21/75
	38vs Chargers09/16/73
	38vs Yanks10/31/48
	38@ Brooklyn10/31/43

Largest Margin of Defeat

1.	* 73vs Bears12/08/40
2.	59@ Browns11/07/54
3.	53@ Giants11/05/61
4.	45@ Browns10/14/51
	45vs Eagles10/17/48
6.	36vs Bears10/26/47
	36@ Giants12/04/38
8.	35@ Cowboys12/26/93
	35@ Bears09/29/85
	35@ Cardinals11/06/60
	35@ Eagles10/23/49
	35@ Bears11/28/48

INDIVIDUAL**Longest Run**

1.	88tBilly Wells @ Cardinals11/21/54
2.	85tReggie Brooks @ Eagles09/19/93
3.	80tRob Goode @ Packers09/24/50
4.	78tReggie Brooks @ Bucs12/05/93
5.	75tLarry Brown @ 49ers09/20/70
	75tCliff Battles @ Giants12/05/37
	75tWilbur Moore vs Cards10/29/44
8.	74tPete Stout @ Steelers10/03/49
	74tLeon Heath @ Packers10/05/52
10.	71tCliff Battles vs Steelers10/17/37
	71tMax Krause @ Eagles09/11/38
	71tCharlie Justice @ Eagles10/29/50

Longest Pass

1.	99tAndy Farkas from Frank Filchock vs Steelers, 10/15/39
2.	99tBobby Mitchell from George Izo @ Browns, 09/15/63
	99tGerry Allen from Sonny Jurgensen @ Bears, 09/15/68
3.	96tFrank Grant from Billy Kilmer @ Giants, 11/09/75
4.	91tDick Todd from Sammy Baugh vs Cardinals, 10/13/40
5.	89tLarry Brown from Billy Kilmer @ Jets, 11/05/72
6.	88tCharley Taylor from Sonny Jurgensen vs Cowboys, 11/16/69
	88tAnthony Allen from Ed Rubbert vs Cardinals, 10/04/87
8.	86tCharley Taylor from Sonny Jurgensen vs Falcons, 10/09/66
	86tCharley Taylor from Sonny Jurgensen @ Rams, 10/22/67
	86tDan Sandifer from Sammy Baugh @ Giants, 12/12/48

Longest Kickoff Return

1.	102tLarry Jones vs Eagles11/24/74
2.	99tJoe Johnson @ Raiders10/29/89
	99tDale Atkeson vs Eagles10/17/54
	99tTony Green @ Cards09/17/78
5.	97tHerb Mul-Key vs Cards10/21/73
6.	96tDan Sandifer @ Packers10/24/48
	96tJohn Love @ Eagles09/17/67
8.	95tRay Hare vs Eagles11/01/42
	95tAndy Farkas @ Giants11/15/42
	95tKenny Jenkins @ Steelers11/24/85

Longest Punt Return

1.	96tBill Dudley @ Steelers12/03/50
2.	86tRickie Harris vs Giants10/19/69
3.	84tBrian Mitchell vs Giants11/01/92
4.	80tDick Todd @ Brooklyn11/12/39
	80tTony Green vs Eagles09/10/78
6.	78tBrian Mitchell @ Rams12/23/94
7.	78tDick Todd vs Giants09/22/40
8.	76tCliff Battles vs Eagles10/10/37
	76tBert Zagers @ Giants10/27/57
10.	75tMike Nelms vs Patriots10/25/81

Longest Interception Return

1.	100tBarry Wilburn @ Vikings12/26/87
2.	93tDick Poillon @ Eagles11/21/48
3.	92tAndre Collins @ Buccaneers12/04/94
4.	78tJim Steffen vs Cowboys09/29/63
5.*	77tJeris White vs Lions01/08/83
6.	76tCliff Battles @ Giants12/05/37
7.	74tSammy Baugh vs Giants10/28/45
8.*	72tDarrell Green vs Rams01/01/84
9.	70tMel Kaufman vs Cardinals11/06/83
10.	69tAj Johnson vs Falcons12/19/93

*Playoff Game



Hall of Famer Charley Taylor has three of the longest receptions in Redskin history.



YEARLY RUSHING LEADERS

Year	Individual	Carries	Yards	Avg.	TDs
1932	Cliff Battles.....	148	576	3.9	3
1933	Jim Musick.....	173	809	4.7	5
1934	Cliff Battles.....	103	511	5.0	6
1935	Bill Shepherd.....	143	425	3.0	4
1936	Cliff Battles.....	176	614	3.5	5
1937	Cliff Battles.....	216	874	4.1	6
1938	Andy Farkas.....	75	315	4.2	6
1939	Andy Farkas.....	139	547	3.9	6
1940	Dick Todd.....	76	408	5.3	5
1941	Frank Filchock.....	115	383	3.3	2
1942	Andy Farkas.....	125	468	3.7	4
1943	Andy Farkas.....	110	327	3.0	5
1944	Bob Seymour.....	92	315	3.4	3
1945	Frank Akins.....	147	797	5.4	6
1946	Dick Todd.....	41	266	6.5	3
1947	Jim Castiglia.....	104	426	4.2	5
1948	Jim Castiglia.....	97	330	3.4	0
1949	Rob Goode.....	61	261	4.3	2
1950	Rob Goode.....	136	560	4.1	5
1951	Rob Goode.....	208	951	4.6	9
1952	Leon Heath.....	90	388	4.3	2
1953	Charlie Justice.....	115	616	5.4	2
1954	Billy Wells.....	100	516	5.2	3
1955	Vic Janowicz.....	93	397	4.3	4
1956	Leo Elter.....	145	544	3.8	2
1957	Don Bosseler.....	119	673	4.0	7
1958	John Olszewski.....	98	505	5.2	2
1959	Don Bosseler.....	119	644	5.4	3
1960	Don Bosseler.....	109	428	3.9	2
1961	Dick James.....	71	374	5.3	3
1962	Billy Barnes.....	159	492	3.1	3
1963	Dick James.....	104	384	3.7	4
1964	Charley Taylor.....	199	755	3.8	5
1965	Charley Taylor.....	145	402	2.8	3
1966	A.D. Whitfield.....	93	472	5.0	2
1967	A.D. Whitfield.....	91	384	4.2	1
1968	Gerry Allen.....	123	399	3.2	4
1969	Larry Brown.....	202	888	4.4	4
1970	Larry Brown.....	237	1,125	4.8	5
1971	Larry Brown.....	253	948	3.7	4
1972	Larry Brown.....	285	1,216	4.3	8
1973	Larry Brown.....	273	860	3.2	8
1974	Larry Brown.....	163	430	2.6	3
1975	Mike Thomas.....	236	919	3.9	4
1976	Mike Thomas.....	254	1,101	4.3	5
1977	Mike Thomas.....	228	806	3.5	3
1978	John Riggins.....	248	1,014	4.1	5
1979	John Riggins.....	260	1,153	4.4	9
1980	Wilbur Jackson.....	176	708	4.0	3
1981	Joe Washington.....	210	916	4.4	4
1982	John Riggins.....	177	553	3.1	3
1983	John Riggins.....	*375	*1,347	3.6	*24
1984	John Riggins.....	327	1,239	3.8	14
1985	George Rogers.....	231	1,093	4.7	7
1986	George Rogers.....	303	1,203	4.0	18
1987	George Rogers.....	163	613	3.8	6
1988	Kelvin Bryant.....	108	498	4.6	1
1989	Gerald Riggs.....	201	834	4.1	4
1990	Earnest Byner.....	•297	1,219	4.1	6
1991	Earnest Byner.....	274	1,048	3.8	5
1992	Earnest Byner.....	262	998	3.8	6
1993	Reggie Brooks.....	223	1,063	4.8	3
1994	Ricky Ervins.....	185	650	3.5	3

•NFL Leader °NFC Leader *Redskin Record



YEARLY PASSING LEADERS

Year	Individual	Att	Comp	Yards	Pct.	TDs	Long	Int	Avg. Att	Rating
1932	Honolulu Hughes	10	2	47	.200	0	-	0	7.70	
1933	Not Available.....									
1934	Steve Hokuf.....	51	13	203	.254	3	-	10	4.00	
1935	Bill Shepherd.....	64	28	417	.437	2	-	0	6.50	
1936	Eddie Britt.....	44	18	294	.409	1	-	6	6.70	
1937	• Sammy Baugh.....	171	81	1,127	.473	7	59	14	6.59	48.5
1938	Sammy Baugh.....	128	63	853	.492	5	60	11	6.66	48.0
1939	Sammy Baugh.....	96	53	518	.552	6	44	9	9.70	67.5
1940	• Sammy Baugh.....	177	111	1,367	.627	12	81	10	7.72	85.8
1941	Sammy Baugh.....	193	105	1,236	.549	10	55	19	6.40	52.3
1942	Sammy Baugh.....	225	132	1,524	.587	16	53	11	6.77	82.5
1943	• Sammy Baugh.....	239	133	1,754	.556	23	72	19	7.34	77.8
1944	Frank Filchock.....	147	84	1,139	.571	13	61	9	7.75	85.9
1945	• Sammy Baugh.....	182	128	1,669	*.703	11	70	4	9.17	*109.7
1946	Sammy Baugh.....	161	87	1,163	.540	8	51	17	7.22	54.3
1947	• Sammy Baugh.....	354	210	2,938	.593	25	74	15	8.30	92.3
1948	Sammy Baugh.....	315	185	2,599	.587	22	86	23	8.25	78.3
1949	• Sammy Baugh.....	225	145	1,903	.659	18	76	14	7.56	81.3
1950	Sammy Baugh.....	166	90	1,130	.542	10	56	11	6.81	68.1
1951	Sammy Baugh.....	154	67	1,104	.435	7	53	17	7.17	43.5
1952	Eddie LeBaron.....	194	95	1,420	.490	14	70	15	7.23	65.0
1953	Jack Scarbath.....	129	45	862	.349	9	71	12	6.68	43.6
1954	Jack Scarbath.....	109	44	789	.404	7	60	7	7.32	60.9
1955	Eddie LeBaron.....	178	79	1,270	.440	9	70	15	7.13	50.1
1956	Al Dorow.....	112	55	730	.491	8	51	8	6.52	64.9
1957	Eddie LeBaron.....	167	99	1,508	.593	11	82	9	9.03	88.6
1958	• Eddie LeBaron.....	145	79	1,365	.545	11	71	10	*9.48	83.6
1959	Eddie LeBaron.....	173	77	1,077	.445	8	49	11	6.23	51.4
1960	Ralph Guglielmi.....	223	125	1,547	.561	9	50	19	6.94	55.7
1961	Norman Sneed.....	375	172	2,337	.459	11	80	22	6.23	52.8
1962	Norman Sneed.....	354	184	2,926	.520	22	85	22	8.27	74.7
1963	Norman Sneed.....	363	175	3,043	.482	13	77	27	8.38	58.2
1964	Sonny Jurgensen.....	385	207	2,934	.538	24	80	13	7.62	85.2
1965	Sonny Jurgensen.....	356	190	2,367	.534	15	55	16	6.65	69.6
1966	Sonny Jurgensen.....	436	254	3,209	.583	28	86	19	7.36	84.3
1967	• Sonny Jurgensen.....	508	288	3,747	.567	*31	86	16	7.41	87.6
1968	Sonny Jurgensen.....	292	167	1,980	.572	17	#99	11	6.78	81.5
1969	• Sonny Jurgensen.....	442	274	3,102	.620	22	88	15	7.01	85.5
1970	Sonny Jurgensen.....	337	202	2,354	.599	23	66	10	6.99	91.3
1971	Billy Kilmer.....	306	166	2,221	.542	13	71	13	7.26	74.0
1972	Billy Kilmer.....	225	120	1,648	.533	19	89	11	7.30	84.6
1973	Billy Kilmer.....	228	122	1,656	.537	14	64	9	7.30	81.3
1974	◊ Sonny Jurgensen.....	167	107	1,185	.641	11	44	5	7.10	94.6
1975	Billy Kilmer.....	346	178	2,440	.514	23	96	16	7.10	77.1
1976	Billy Kilmer.....	206	108	1,252	.524	12	53	10	6.10	70.0
1977	Billy Kilmer.....	201	99	1,187	.493	8	59	7	5.91	66.6
1978	Joe Theismann.....	391	187	2,593	.478	13	63	18	6.63	60.7
1979	Joe Theismann.....	395	233	2,797	.590	20	62	13	7.08	84.0
1980	Joe Theismann.....	454	262	2,952	.577	17	54	16	6.52	75.1
1981	Joe Theismann.....	496	*293	3,566	.591	19	79	20	7.19	77.3
1982	◊ Joe Theismann.....	252	161	2,033	.639	13	78	9	8.07	91.3
1983	Joe Theismann.....	459	276	3,714	.601	29	84	11	8.09	97.0
1984	Joe Theismann.....	477	283	3,391	.593	24	80	13	7.10	86.6
1985	Joe Theismann.....	301	167	1,774	.555	8	55	16	5.89	59.6
1986	Jay Schroeder.....	*541	276	*4,109	.510	22	71	22	7.60	72.9
1987	Jay Schroeder.....	267	129	1,878	.483	12	84	10	7.09	71.0
1988	Doug Williams.....	380	213	2,609	.561	15	58	12	6.87	77.4
1989	Mark Rypien.....	476	280	3,786	.588	22	80	13	7.92	88.1
1990	Mark Rypien.....	304	166	2,070	.546	16	53	11	6.81	78.4
1991	Mark Rypien.....	421	249	*3,564	.591	*28	82	11	8.47	97.9
1992	Mark Rypien.....	479	269	3,282	.562	13	62	17	6.85	71.7
1993	Mark Rypien.....	319	166	1,514	.520	4	43	10	4.75	56.3
1994	Heath Shuler.....	265	120	1,658	.453	10	81	12	6.26	59.6

•NFL Leader

◊NFC Leader

*Redskin Record

#NFL Record



YEARLY RECEIVING LEADERS

Year	Player	Catches	Yards	Avg.	TD
1932	Cliff Battles	4	70	17.5	1
1933	Roy Horstmann	11	185	16.8	0
1934	Charley Malone	11	121	11.0	2
1935	Charley Malone	22	433	19.7	2
1936	Wayne Millner	18	211	11.7	0
1937	Charley Malone	28	419	14.9	4
1938	Charley Malone	24	257	10.7	1
1939	Wayne Millner	19	294	15.5	4
1940	Jimmy Johnston	29	350	12.1	3
1941	Wayne Millner	20	262	13.1	0
1942	Dick Todd	23	328	14.3	4
1943	Joe Aquirre	37	420	11.4	7
1944	Joe Aquirre	34	410	12.1	4
1945	Steve Bagarus	39	637	16.3	5
1946	Steve Bagarus	31	438	14.1	3
1947	Bob Nussbaumer	47	597	12.7	4
1948	Dick Todd	37	550	14.9	6
1949	Hugh Taylor	45	781	17.4	9
1950	Hugh Taylor	39	833	21.4	9
1951	Hugh Taylor	29	444	15.3	3
1952	Hugh Taylor	41	961	*23.4	*12
1953	Hugh Taylor	35	703	20.1	8
1954	Hugh Taylor	37	659	17.8	8
1955	John Carson	23	443	19.3	3
1956	John Carson	39	504	12.9	3
1957	John Carson	34	583	17.1	3
1958	Joe Walton	32	532	16.6	5
1959	Bill Anderson	35	734	20.9	6
1960	Bill Anderson	38	488	12.8	3
1961	Fred Dugan	53	817	15.4	4
1962	• Bobby Mitchell	72	1,384	19.2	11
1963	Bobby Mitchell	69	*1,436	20.8	7
1964	Bobby Mitchell	60	904	15.1	10
1965	Bobby Mitchell	60	866	14.4	6
1966	• Charley Taylor	72	1,119	15.5	*12
1967	• Charley Taylor	70	990	14.1	9
1968	Charley Taylor	48	650	13.5	5
1969	Charley Taylor	71	883	12.4	8
1970	Jerry Smith (Taylor 42 for 593)	43	575	13.3	9
1971	Roy Jefferson	47	701	14.9	4
1972	Charley Taylor	49	673	13.4	7
1973	Charley Taylor	59	801	13.6	7
1974	Charley Taylor	54	738	13.7	5
1975	Charley Taylor (Grant 41 for 776)	53	744	14.0	6
1976	Frank Grant	50	818	16.4	5
1977	Jean Fuggett	36	631	17.5	5
1978	Danny Buggs	36	575	15.9	2
1979	Danny Buggs	46	631	13.7	1
1980	Art Monk	58	797	13.7	3
1981	Joe Washington (Monk 56 for 894)	70	558	7.8	3
1982	Art Monk (Brown 32 for 690)	35	447	12.8	1
1983	• Charlie Brown	78	1,225	15.7	8
1984	• Art Monk	*106	1,372	12.9	7
1985	Art Monk	91	1,226	13.4	2
1986	Gary Clark	74	1,265	17.1	7
1987	Gary Clark	56	1,066	19.0	7
1988	Ricky Sanders	73	1,148	15.7	*12
1989	Art Monk	86	1,186	13.8	8
1990	Gary Clark	75	1,112	14.8	8
1991	Art Monk (Clark 70 for 1,340)	71	1,049	14.7	8
1992	Gary Clark	64	912	14.3	5
1993	Ricky Sanders	58	638	11.0	4
1994	Henry Ellard	74	1,397	18.9	6

*NFL Leader

°NFC Leader

*Redskin Record

#NFL Record



YEARLY SCORING LEADERS

Year	Player	TDs	EPA	EPM	FGA	FGM	Total
1932	Cliff Battles.....	6	0	0	0	0	24
1933	Jim Musick.....	5	12	11	1	1	44
1934	Cliff Battles.....	7	3	1	0	0	43
1935	Bill Shepherd.....	4	2	1	0	0	25
1936	Cliff Battles.....	7	0	0	0	0	42
1937	Riley Smith.....	3	23	22	7	5	55
1938	Andy Farkas.....	6	2	1	0	0	37
1939	• Andy Farkas.....	11	3	2	1	0	68
1940	Dick Todd.....	9	0	0	0	0	54
1941	Joe Aguirre.....	2	9	8	5	2	26
1942	Andy Farkas.....	6	3	3	0	0	39
1943	Andy Farkas.....	9	0	0	0	0	54
1944	Joe Aguirre.....	4	18	15	8	4	51
1945	Joe Aguirre.....	0	24	23	13	7	44
1946	Dick Poillon.....	1	21	21	16	6	45
1947	Dick Poillon.....	6	41	37	6	4	85
1948	Dick Poillon.....	3	38	33	7	5	66
1949	Hugh Taylor.....	9	0	0	0	0	54
1950	Bill Dudley.....	3	31	31	0	5	64
1951	Bill Dudley.....	3	22	21	13	10	69
1952	Hugh Taylor.....	12	0	0	0	0	72
1953	Bill Dudley.....	0	25	25	22	11	58
1954	Hugh Taylor.....	8	0	0	0	0	48
1955	Vic Janowicz.....	7	31	28	20	6	88
1956	Sam Baker.....	0	19	16	25	17	67
1957	• Sam Baker.....	1	30	29	23	14	77
1958	Sam Baker.....	0	25	25	26	13	64
1959	Sam Baker.....	0	22	21	22	10	54
1960	Bob Khayat.....	0	19	19	23	15	64
1961	John Aveni.....	1	23	21	28	5	42
1962	Bobby Mitchell.....	12	0	0	0	0	72
1963	Bob Khayat.....	0	34	33	26	12	69
1964	Jim Martin.....	0	39	35	26	12	71
1965	Bob Jencks.....	0	32	29	17	10	59
1966	Charlie Gogolak.....	0	41	39	32	22	105
1967	Jerry Smith.....	12	0	0	0	0	72
1968	Charlie Gogolak.....	0	31	30	19	9	57
1969	Curt Knight.....	0	36	35	27	16	83
1970	Curt Knight.....	0	34	33	27	20	93
1971	◦ Curt Knight.....	0	27	27	*49	29	114
1972	Curt Knight.....	0	42	40	30	14	82
1973	Curt Knight.....	0	37	37	42	22	103
1974	Mark Moseley.....	0	30	27	30	18	81
1975	Mark Moseley.....	0	39	37	24	16	85
1976	◦ Mark Moseley.....	0	32	31	34	22	97
1977	Mark Moseley.....	0	19	19	37	21	82
1978	Mark Moseley.....	0	31	30	30	19	87
1979	◦ Mark Moseley.....	0	39	39	33	25	114
1980	Mark Moseley.....	0	30	27	33	18	81
1981	Mark Moseley.....	0	42	38	30	19	95
1982	Mark Moseley.....	0	19	16	21	20	76
1983	• Mark Moseley.....	0	*63	*62	47	*33	#161
1984	Mark Moseley.....	0	51	48	31	24	120
1985	Mark Moseley.....	0	33	31	34	22	97
1986	George Rogers.....	18	0	0	0	0	108
1987	Ali Haji-Sheikh.....	0	32	29	19	13	68
1988	Chip Lohmiller.....	0	41	40	26	19	97
1989	Chip Lohmiller.....	0	41	41	40	29	128
1990	◦ Chip Lohmiller.....	0	41	41	40	30	131
1991	• Chip Lohmiller.....	0	56	56	43	31	149
1992	◦ Chip Lohmiller.....	0	30	30	40	30	120
1993	Chip Lohmiller.....	0	26	24	28	16	72
1994	Chip Lohmiller.....	0	32	30	28	20	90

•NFL Leader ◦NFC Leader *Redskin Record #NFL Record



YEARLY INTERCEPTION LEADERS

Year	Player	No	Yards	Avg	LG	TD
1942	Sammy Baugh	5	77	15.4	29	0
1943	• Sammy Baugh	11	112	10.2	23	0
1944	Wilbur Moore	5	53	10.6	35	0
1945	Sammy Baugh	4	114	28.5	74	0
	Dick Todd	4	35	8.7	22	0
	Bob Seymour	4	27	7.0	8	0
1946	Steve Bagarus	4	66	16.5	41	0
	Dick Todd	4	26	6.5	20	0
1947	Tom Farmer	6	27	4.5	22	0
1948	• Dan Sandifer	13	258	19.9	54	2
1949	Dan Sandifer	5	82	16.4	59	0
1950	Hall Haynes	4	77	19.3	40t	1
	Harry Dawda	4	27	6.9	28t	1
1951	Harry Gilmer	5	79	17.0	30	0
	Ed Salem	5	26	5.2	21	0
1952	Johnny Williams	5	97	19.4	38t	1
1953	Don Doll	10	102	10.2	28	0
1954	Dick Alban	9	81	9.0	27	0
1955	Norb Hecker	6	52	8.7	26	0
1956	Norb Hecker	8	26	3.3	26	0
1957	Don Shula	3	48	16.0	30	0
	Norb Hecker	3	39	13.9	22	0
1958	Dick James	4	43	10.8	-	0
1959	Dick James	3	47	15.7	25	0
1960	Ben Scotti	4	76	19.0	30	0
1961	Jim Kerr	7	93	13.3	38	0
1962	Claude Crabb	6	30	5.0	13	0
1963	Jim Steffen	5	140	28.0	78t	1
1964	• Paul Krause	12	140	11.7	35t	1
1965	Paul Krause	6	118	19.7	43	0
	John Sample	6	57	9.5	28	0
1966	Brig Owens	7	165	23.6	60t	1
1967	Paul Krause	8	75	9.4	32	0
1968	Brig Owens	8	109	13.6	38	0
1969	Rickie Harris	4	81	20.3	47	0
1970	Brig Owens	4	86	21.5	32	0
	Mike Bass	4	37	9.3	22	0
1971	Mike Bass	8	78	9.8	38	1
1972	Chris Hanburger	4	98	24.5	41	1
	Pat Fischer	4	61	15.3	35	0
1973	Ken Houston	6	32	5.3	22	0
1974	Ken Stone	5	95	19.0	31	0
1975	Mike Bass	4	85	21.3	30	0
	Ken Houston	4	33	8.3	19	0
1976	Joe Lavender	8	77	9.6	28	0
1977	Ken Houston	5	69	13.8	31	0
1978	Jake Scott	7	72	10.3	39	0
1979	Lemar Parrish	9	65	7.2	23	0
1980	Lemar Parrish	7	13	1.9	9	0
1981	Mark Murphy	7	68	9.7	29	0
1982	Vernon Dean	3	62	20.7	26	0
	Jeris White	3	4	1.3	4	0
1983	• Mark Murphy	9	127	14.1	48	0
1984	Vernon Dean	7	114	16.3	36t	2
1985	Curtis Jordan	5	88	17.5	36	0
	Vernon Dean	5	8	1.6	8	0
1986	Darrell Green	5	9	1.8	7	0
1987	• Barry Wilburn	9	135	15.0	100t	1
1988	Barry Wilburn	4	24	6.0	14	0
1989	AJ Johnson	4	94	23.5	59t	1
	Alvin Walton	4	58	14.5	29t	1
	Brian Davis	4	40	10.0	15	0
1990	Martin Mayhew	7	20	2.9	15	0
1991	Wilber Marshall	5	75	15.0	54t	1
	Darrell Green	5	47	9.4	24	0
1992	Brad Edwards	6	157	26.2	53t	1
1993	Tom Carter	6	54	9.0	29	0
1994	Andre Collins	4	150	37.5	92t	2

•NFL Leader •NFC Leader *Redskin Record #NFL Record



YEARLY PUNTING LEADERS

Year	Player	No	Avg	Net Avg	Inside 20	LG
1939	Sam Baugh.....	26	38.0			69
1940	• Sam Baugh.....	35	# 51.4			* 85
1941	• Sam Baugh.....	30	48.7			75
1942	• Sam Baugh.....	37	46.6			74
1943	• Sam Baugh.....	50	45.9			81
1944	Sam Baugh.....	44	40.6			76
1945	Sam Baugh.....	33	43.3			57
1946	Sam Baugh.....	33	45.1			73
1947	Sam Baugh.....	35	43.7			67
1948	Dick Poillon.....	51	42.2			76
1949	Dick Poillon.....	66	40.9			59
1950	Charlie Justice.....	22	41.3			57
1951	Billy Cox.....	38	40.0			61
1952	Eddie LeBaron.....	51	42.2			63
1953	Eddie LeBaron.....	41	39.3			60
1954	Charlie Justice.....	61	40.3			63
1955	Eddie LeBaron.....	62	41.6			57
1956	Sam Baker.....	59	42.5			56
1957	Sam Baker.....	50	42.8			63
1958	• Sam Baker.....	48	45.2			64
1959	Sam Baker.....	49	45.5			66
1960	Eagle Day.....	59	41.9			56
1961	Sam Horner.....	63	38.2			62
1962	Doug Elmore.....	54	34.4			52
1963	Pat Richter.....	53	41.7			61
1964	Pat Richter.....	• * 91	41.2			63
1965	Pat Richter.....	54	43.8			72
1966	Pat Richter.....	68	42.4			60
1967	Pat Richter.....	72	41.3			58
1968	Mike Bragg.....	76	43.3			64
1969	Mike Bragg.....	70	42.2			63
1970	Mike Bragg.....	61	40.9			66
1971	Mike Bragg.....	58	40.5			59
1972	Mike Bragg.....	59	38.5			62
1973	Mike Bragg.....	64	39.8			57
1974	Mike Bragg.....	74	38.1			57
1975	Mike Bragg.....	72	40.6			63
1976	Mike Bragg.....	90	38.9	32.9	15	56
1977	Mike Bragg.....	91	38.5	35.1	* 29	56
1978	Mike Bragg.....	* 103	39.4	33.9	23	56
1979	Mike Bragg.....	78	38.4	34.1	12	74
1980	Mike Connell.....	85	39.2	33.4	11	57
1981	Mike Connell.....	73	40.0	33.4	13	57
1982	Jeff Hayes.....	51	38.0	33.3	10	58
1983	Jeff Hayes.....	72	38.8	32.6	* 29	56
1984	Jeff Hayes.....	72	39.4	34.9	11	59
1985	Steve Cox.....	52	41.8	32.4	14	57
1986	Steve Cox.....	75	43.6	35.0	19	71
1987	Steve Cox.....	63	40.8	35.0	14	77
1988	Greg Coleman.....	39	38.6	29.2	8	53
1989	Ralf Mojsiejenko.....	62	43.0	33.3	21	74
1990	Ralf Mojsiejenko.....	43	39.2	34.2	17	53
1991	Kelly Goodburn.....	42	39.8	33.1	16	61
1992	Kelly Goodburn.....	64	39.9	32.7	17	66
1993	Reggie Roby.....	78	44.2	* 37.2	25	68
1994	Reggie Roby.....	82	44.4	36.1	21	65

•NFL Leader °NFC Leader *Redskin Record #NFL Record



YEARLY PUNT RETURN LEADERS

Year	Player	No	Yards	Avg	LG	TD
1941	Dick Todd	14	238	*17.0	73t	1
1942	Andy Farkas	16	219	13.7	51	0
1943	• Andy Farkas	15	168	11.2	33	0
1944	Frank Seno	10	129	12.9	• 60	0
1945	Steve Bagarus	• 21	• 251	11.0	28	0
1946	Steve Bagarus	18	192	10.7	33	0
1947	Eddie Saenz	24	308	12.8	30	0
1948	Dan Sandifer	20	236	11.8	35	0
1949	Dan Sandifer	18	199	11.1	41	0
1950	Bill Dudley	12	185	15.4	• 96t	1
1951	Bill Dudley	22	172	7.8	27	0
1952	John Williams	24	366	15.3	74t	• * 2
1953	John Williams	18	172	9.6	62	0
1954	Joe Scudero	14	53	3.8	25	0
1955	Joe Scudero	25	241	9.6	49t	1
1956	Joe Scudero	10	50	5.0	12	0
1957	• Bert Zagers	14	217	15.5	76t	* 2
1958	Joe Scudero	8	27	3.4	8	0
1959	Dick James	21	95	4.5	26	0
1960	Dick James	7	46	6.6	20	0
1961	Dick James	12	90	7.5	18	0
1962	Dick James	19	145	7.6	33	0
1963	• Dick James	16	214	13.4	39	0
1964	Pervis Atkins	13	138	10.6	68	0
1965	Rickie Harris	31	377	12.2	57t	1
1966	Rickie Harris	18	108	6.0	52t	• 1
1967	Rickie Harris	23	208	9.0	51	1
1968	Rickie Harris	19	144	7.6	20	0
1969	Rickie Harris	14	158	11.3	• 86t	• 1
1970	Rickie Harris	14	10	0.7	8	0
1971	• Les Duncan	22	233	10.6	33	0
1972	Ted Vactor	17	88	5.2	28	0
1973	Les Duncan	28	228	8.1	18	0
1974	Joe Theismann	15	157	10.5	44	0
1975	Larry Jones	• 53	407	7.7	52t	1
1976	• Eddie Brown	48	* 646	13.5	• 71t	1
1977	Eddie Brown	• 57	452	7.9	43	0
1978	Tony Green	42	443	10.5	• 80t	1
1979	Buddy Hardeman	24	207	8.6	52	0
1980	Mike Nelms	48	487	10.1	64	0
1981	Mike Nelms	45	492	10.9	75t	• * 2
1982	Mike Nelms	32	252	7.9	28	0
1983	Mike Nelms	38	289	7.6	35	0
1984	Mike Nelms	49	428	8.7	46	0
1985	Ken Jenkins	26	272	10.5	28	0
1986	Ken Jenkins	28	270	9.6	30	0
1987	Eric Yarber	37	233	7.4	33	0
1988	Derrick Shepard	12	52	4.3	15	0
1989	Joe Howard-Johnson	21	200	9.5	38	0
1990	Walter Stanley	24	176	7.3	32	0
1991	Brian Mitchell	45	• 600	13.3	69t	• * 2
1992	Brian Mitchell	29	271	9.3	84t	1
1993	Brian Mitchell	29	193	6.7	48	0
1994	• Brian Mitchell	32	452	14.1	78t	* 2

•NFL Leader °NFC Leader *Redskin Record #NFL Record



YEARLY KICK RETURN LEADERS

Year	Player	No	Yards	Avg	LG	TD
1942	Andy Farkas.....	4	206	*51.5	95t	1
1943	Frank Seno.....	3	61	20.3	25	0
1944	Andy Farkas.....	11	229	20.8	35	0
1945	Steve Bagarus.....	12	325	27.0	55	0
1946	Steve Bagarus.....	13	332	25.5	51	0
1947	• Eddie Saenz.....	•29	•797	27.4	94t	*2
1948	Dan Sandifer.....	•26	•594	22.8	96t	1
1949	Dan Sandifer.....	•24	518	21.6	70	0
1950	Eddie Saenz.....	12	347	28.9	71	0
1951	Harry Dowda.....	13	341	26.2	39	0
1952	John Williams.....	20	486	24.3	48	0
1953	John Williams.....	9	224	24.9	33	0
1954	Dale Atkeson.....	24	623	26.0	99t	1
1955	Joe Scudero.....	25	699	28.0	94t	•1
1956	Tom Runnels.....	17	375	22.0	37	0
1957	Bert Zagers.....	15	348	23.2	35	0
1958	Sid Watson.....	19	443	23.3	47	0
1959	Dick James.....	23	503	21.9	38	0
1960	Dick James.....	19	458	24.1	48	0
1961	Dick James.....	21	617	29.4	48	0
1962	Dick James.....	32	889	27.8	72	0
1963	Dick James.....	30	830	27.7	48	0
1964	Billie Clay.....	19	482	25.4	84	0
1965	Bill Hunter.....	18	432	24.0	50	0
1966	Fred Mazurek.....	21	505	24.0	58	0
1967	John Love.....	17	422	24.8	96t	1
1968	Rickie Harris.....	23	579	25.2	49	0
1969	Rickie Harris.....	19	458	24.1	54	0
1970	Ted Vactor.....	27	700	25.0	51	0
1971	Les Duncan.....	27	724	26.8	48	0
1972	Les Duncan.....	15	364	24.3	41	0
1973	Herb Mul-Key.....	*36	*1,011	28.1	*97t	1
1974	Larry Jones.....	23	672	29.2	*102t	1
1975	Larry Jones.....	•47	•1,086	23.1	44	0
1976	Eddie Brown.....	30	738	24.6	67	0
1977	Eddie Brown.....	34	852	25.1	60	0
1978	Tony Green.....	34	*870	25.6	99t	1
1979	Buddy Hardeman.....	19	404	21.3	33	0
1980	Mike Nelms.....	38	810	21.3	51	0
1981	• Mike Nelms.....	37	1,099	29.7	84	0
1982	Mike Nelms.....	23	*557	24.2	58	0
1983	Mike Nelms.....	35	802	22.9	41	0
1984	Mike Nelms.....	42	860	20.5	36	0
1985	Ken Jenkins.....	41	1,018	24.8	95	0
1986	Ken Jenkins.....	27	554	20.5	37	0
1987	Keith Griffin.....	25	478	19.1	54	0
1988	Jamie Morris.....	21	413	19.7	35	0
1989	Joe Howard-Johnson.....	21	522	24.9	99t	*1
1990	Joe Howard-Johnson.....	22	427	19.4	35	0
1991	Brian Mitchell.....	29	583	20.1	35	0
1992	Brian Mitchell.....	23	492	21.4	47	0
1993	Brian Mitchell.....	33	578	20.5	68	0
1994	Brian Mitchell.....	58	*1,478	25.5	86	0

•NFL Leader °NFC Leader *Redskin Record #NFL Record



100-YARD RUSHING GAMES

Date	Opp	Player	Att	Yds	TD	Date	Opp	Player	Att	Yds	TD
10/30/32	vs Bears	Cliff Battles	24	144	0	11/12/72	vs Giants	Larry Brown	30	106	2
11/06/32	vs Staten Is.	Oran Pape	4	122	1	12/24/72	vs Green Bay	Larry Brown	25	101	0
10/04/33	@ Pittsburgh	Cliff Battles	13	115	1	11/22/73	@ Detroit	C. Harraway	18	107	0
10/08/33	vs New York	Cliff Battles	16	215	1	12/16/73	vs Philadelphia	Larry Brown	26	150	1
10/28/33	vs Pittsburgh	Jim Musiek	21	132	0	12/22/73	@ Minnesota	Larry Brown	29	115	1
11/19/33	vs Green Bay	Jim Musiek	21	132	2	12/15/74	vs Chicago	Duane Thomas	8	102	1
10/21/34	vs Philadelphia	Cliff Battles	6	122	1	10/13/75	vs St. Louis	Mike Thomas	18	100	2
11/03/35	vs Philadelphia	Bill Shepherd	19	129	1	10/26/75	@ Cleveland	Mike Thomas	27	124	1
09/20/36	@ Philadelphia	Cliff Battles	16	125	2	11/09/75	@ Giants	Mike Thomas	25	123	0
10/10/37	vs Philadelphia	Cliff Battles	26	132	0	09/19/76	vs Seattle	Mike Thomas	27	143	1
10/17/37	vs Pittsburgh	Cliff Battles	18	135	3	11/14/76	@ Giants	Mike Thomas	24	106	0
10/24/37	@ Philadelphia	Cliff Battles	34	103	0	11/21/76	@ St. Louis	Mike Thomas	31	195	1
12/05/37	@ New York	Cliff Battles	25	165	2	12/05/76	@ Jets	John Riggins	19	104	1
09/11/38	@ Philadelphia	Max Krause	6	132	2	09/17/78	@ St. Louis	John Riggins	16	108	0
10/23/38	vs Philadelphia	Andy Farkas	21	126	2	09/24/78	vs Jets	John Riggins	21	114	0
11/12/39	@ Brooklyn	Andy Farkas	25	124	3	10/07/79	@ Philadelphia	John Riggins	23	115	1
11/01/42	vs Philadelphia	Andy Farkas	24	166	1	10/21/79	vs Philadelphia	John Riggins	19	120	0
10/21/45	vs Philadelphia	Frank Akins	24	168	2	12/16/79	@ Dallas	John Riggins	22	151	2
12/09/45	vs New York	Frank Akins	23	150	1	10/13/80	@ Denver	Wilbur Jackson	12	104	1
11/10/46	vs Boston	Dick Todd	14	117	2	11/23/80	@ Dallas	Wilbur Jackson	21	128	1
12/14/47	vs Boston	Jim Castiglia	19	136	2	12/21/80	@ St. Louis	B. Hammond	17	135	0
11/06/49	vs Pittsburgh	Pete Stout	7	107	2	09/20/81	@ St. Louis	Wilbur Jackson	22	104	0
09/24/50	@ Green Bay	Rob Goode	8	102	1	10/11/81	@ Chicago	John Riggins	23	126	2
10/29/50	@ Philadelphia	Bill Dudley	11	101	0	11/08/81	vs Detroit	Joe Washington	27	144	2
10/21/51	vs Cardinals	Rob Goode	18	104	0	09/19/82	@ Tampa Bay	John Riggins	34	136	0
10/28/51	@ Philadelphia	Rob Goode	27	123	1	01/08/83	vs Detroit	John Riggins	25	119	0
11/18/51	@ Pittsburgh	Rob Goode	22	108	2	01/15/83	vs Minnesota	John Riggins	37	185	1
11/25/51	vs Los Angeles	Rob Goode	23	148	2	01/22/83	vs Dallas	John Riggins	36	140	2
12/02/51	vs Philadelphia	Rob Goode	16	100	2	01/30/83	vs Miami	John Riggins	38	166	1
12/09/51	@ Cardinals	Rob Goode	23	108	1	09/11/83	@ Philadelphia	John Riggins	27	100	1
12/16/51	vs Pittsburgh	Rob Goode	22	107	0	10/09/83	@ St. Louis	John Riggins	22	115	3
11/08/53	vs Cardinals	Charley Justice	15	120	0	10/23/83	vs Detroit	Joe Washington	22	147	0
11/21/54	@ Cardinals	Billy Wells	6	100	1	12/17/83	vs Giants	John Riggins	30	122	1
11/27/55	@ Pittsburgh	Leo Elter	19	136	2	01/01/84	vs Rams	John Riggins	25	119	3
12/11/55	vs Pittsburgh	Jim Monachino	15	104	0	01/08/84	vs San Francisco	John Riggins	36	123	2
10/19/58	vs Green Bay	J. Olszewski	21	165	1	09/23/84	@ New England	John Riggins	33	140	1
11/09/58	vs Cardinals	J. Olszewski	19	136	1	09/30/84	vs Philadelphia	John Riggins	28	104	1
12/07/58	vs Pittsburgh	Don Bosseler	25	145	2	10/14/84	vs Dallas	John Riggins	32	165	0
10/18/59	vs Pittsburgh	Don Bosseler	18	136	0	11/05/84	vs Atlanta	John Riggins	32	100	2
11/01/59	@ Philadelphia	Don Bosseler	23	168	2	11/11/84	vs Detroit	Keith Griffin	32	114	0
11/15/59	vs Cleveland	J. Olszewski	18	190	1	12/09/84	@ Dallas	John Riggins	24	111	1
12/17/61	vs Dallas	Dick James	27	146	3	10/07/85	vs St. Louis	George Rogers	25	104	0
10/01/67	vs Giants	Bobby Mitchell	21	110	1	10/07/85	vs St. Louis	John Riggins	17	103	0
10/19/69	vs Giants	Larry Brown	17	105	0	10/13/85	vs Detroit	John Riggins	21	114	3
11/23/69	vs Atlanta	Larry Brown	23	102	1	10/27/85	@ Cleveland	John Riggins	30	112	1
12/07/69	@ Philadelphia	Larry Brown	19	138	1	11/03/85	@ Atlanta	Keith Griffin	16	164	2
09/27/70	@ St. Louis	Larry Brown	17	114	1	11/03/85	@ Atlanta	George Rogers	16	124	1
10/04/70	@ Philadelphia	Larry Brown	27	110	1	12/08/85	@ Philadelphia	George Rogers	36	150	1
10/11/70	vs Detroit	Larry Brown	22	101	1	12/21/85	@ St. Louis	George Rogers	34	206	1
10/25/70	vs Cincinnati	Larry Brown	22	110	0	09/07/86	vs Philadelphia	George Rogers	20	104	1
11/22/70	vs Dallas	Larry Brown	22	119	0	09/28/86	vs Seattle	George Rogers	25	115	2
11/29/70	vs Giants	Larry Brown	17	139	0	10/05/86	@ New Orleans	George Rogers	31	110	1
10/03/71	@ Dallas	C. Harraway	18	111	1	10/19/86	vs St. Louis	George Rogers	30	118	1
10/17/71	vs St. Louis	Larry Brown	25	150	0	11/17/86	vs San Francisco	George Rogers	24	104	1
10/31/71	vs New Orleans	Larry Brown	20	113	0	12/28/86	vs Rams	George Rogers	29	115	1
12/05/71	vs Giants	Larry Brown	25	129	2	10/11/87	@ Giants	Lionel Vital	27	128	1
09/18/72	@ Minnesota	Larry Brown	21	105	1	10/19/87	@ Dallas	Lionel Vital	26	136	0
09/24/72	vs St. Louis	Larry Brown	26	148	0	11/01/87	@ Buffalo	George Rogers	30	125	0
10/01/72	@ New England	Larry Brown	20	113	0	12/06/87	@ St. Louis	George Rogers	29	133	1
10/15/72	@ St. Louis	Larry Brown	23	110	0	01/31/88	vs Denver	Timmy Smith	22	204	2
10/29/72	@ Giants	Larry Brown	29	191	1	09/05/88	@ Giants	Timmy Smith	20	100	0

100-YARD RUSHING GAMES

Date	Opp	Player	Att	Yds	TD
09/18/88	vs Philadelphia	Timmy Smith	31	107	1
10/09/88	@ Dallas	Kelvin Bryant	23	118	1
10/23/88	@ Green Bay	Kelvin Bryant	27	140	0
12/17/88	@ Cincinnati	Jamie Morris	45	152	0
09/11/89	vs Giants	Gerald Riggs	24	111	0
09/17/89	vs Philadelphia	Gerald Riggs	29	221	1
09/24/89	@ Dallas	Jamie Morris	26	100	1
10/08/89	vs Phoenix	Earnest Byner	14	100	0
11/18/90	vs New Orleans	Earnest Byner	26	116	0
12/02/90	vs Miami	Earnest Byner	32	157	3
12/09/90	vs Chicago	Earnest Byner	28	121	0
12/15/90	@ New England	Earnest Byner	39	149	1
12/22/90	@ Indianapolis	Earnest Byner	31	154	0
09/09/91	@ Dallas	Earnest Byner	22	101	0
09/15/91	vs Phoenix	Earnest Byner	23	109	1
10/13/91	vs Cleveland	Ricky Ervins	13	133	2
11/03/91	vs Houston	Earnest Byner	21	112	1
12/08/91	@ Phoenix	Earnest Byner	25	116	0
01/04/92	@ Atlanta	Ricky Ervins	23	104	1
09/20/92	vs Detroit	Earnest Byner	30	120	1
12/06/92	@ Giants	Earnest Byner	20	100	2

Date	Opp	Player	Att	Yds	TD
01/02/93	@ Minnesota	Brian Mitchell	16	109	1
09/06/93	vs Dallas	Brian Mitchell	21	116	2
09/19/93	@ Philadelphia	Reggie Brooks	22	154	1
11/01/93	@ Buffalo	Reggie Brooks	24	117	1
11/07/93	vs Indianapolis	Reggie Brooks	21	105	0
12/05/93	@ Tampa Bay	Reggie Brooks	20	128	1

100 Yard Rushing Games: 149 total, including postseason, by 39 players: John Riggins (25); Larry Brown (21); George Rogers (12); Earnest Byner (12); Cliff Battles (9); Rob Goode (8); Mike Thomas (6); Reggie Brooks (4); Andy Farkas (3); Johnny Olszewski (3); Tim Smith (3); Wilbur Jackson (3); Don Bosseler (3); Jim Musick (2); Joe Washington (2); Keith Griffin (2); Charley Harraway (2); Jamie Morris (2); Gerald Riggs (2); Lionel Vital (2); Kelvin Bryant (2); Brian Mitchell (2); Ricky Ervins (2); Frank Akins (2); Bobby Mitchell (1); Bill Dudley (1); Bill Shepherd (1); Oran Pape (1); Max Krause (1); Dick Todd (1); Duane Thomas (1); Bobby Hammond (1); Dick James (1); Jim Castiglia (1); Pete Stout (1); Charley Justice (1); William Wells (1); Leo Elter (1); Jim Monachino (1).

300-YARD PASSING GAMES

Date	Opp	Player	Att-Cmp-Yds-TD-Int
12/12/37	@ Bears	Sammy Baugh	33-18-335-3-1
10/31/43	@ Brooklyn	Sammy Baugh	28-16-376-6-3
09/28/47	@ Phila.	Sammy Baugh	34-21-364-5-2
11/23/47	vs Cardinals	Sammy Baugh	33-25-355-6-2
12/14/47	vs Boston	Sammy Baugh	41-25-343-3-1
10/31/48	vs Boston	Sammy Baugh	24-17-446-4-0
12/12/48	@ New York	Sammy Baugh	42-25-354-3-3
12/11/49	@ Rams	Sammy Baugh	48-29-308-3-2
10/28/62	@ Giants	Norm Snead	40-17-346-4-3
12/08/62	@ Baltimore	Norm Snead	33-18-350-3-3
10/20/63	@ Pittsburgh	Norm Snead	28-13-309-1-3
11/17/63	vs Pittsburgh	Norm Snead	40-23-424-2-2
12/01/63	vs Baltimore	Norm Snead	33-18-332-1-2
10/11/64	vs Phila.	Sonny Jurgensen	33-22-385-5-2
11/22/64	vs Dallas	Sonny Jurgensen	33-20-307-1-1
11/29/64	vs Giants	Sonny Jurgensen	43-24-319-4-0
11/28/65	vs Dallas	Sonny Jurgensen	43-26-411-3-2
11/13/66	vs Dallas	Sonny Jurgensen	46-26-347-3-0
12/11/66	@ Dallas	Sonny Jurgensen	33-18-308-3-1
09/17/67	@ Phila.	Sonny Jurgensen	46-25-324-1-0
10/15/67	@ Atlanta	Sonny Jurgensen	41-28-326-3-2
10/22/67	@ Rams	Sonny Jurgensen	41-18-334-4-0
11/26/67	@ Cleveland	Sonny Jurgensen	50-32-418-3-1
12/03/67	vs Phila.	Sonny Jurgensen	50-30-366-4-2
11/02/69	@ Baltimore	Sonny Jurgensen	38-28-339-2-2
11/16/69	vs Dallas	Sonny Jurgensen	35-24-338-4-4
11/23/69	vs Atlanta	Sonny Jurgensen	32-26-300-2-1
09/26/71	@ Giants	Billy Kilmer	32-23-309-2-0
10/13/74	vs Miami	Sonny Jurgensen	39-26-303-2-3
11/02/75	vs Dallas	Billy Kilmer	39-21-301-3-4
12/07/75	@ Atlanta	Billy Kilmer	38-25-320-3-1
11/07/76	@ San Fran.	Joe Theismann	32-20-302-3-2

Date	Opp	Player	Att-Cmp-Yds-TD-Int
10/19/80	vs St. Louis	Joe Theismann	31-21-307-2-1
11/09/80	@ Chicago	Joe Theismann	34-24-305-2-2
09/13/81	vs Giants	Joe Theismann	48-27-318-1-1
09/20/81	@ St. Louis	Joe Theismann	37-25-388-4-1
12/13/81	vs Baltimore	Joe Theismann	36-23-339-2-1
09/12/82	@ Phila.	Joe Theismann	39-28-382-3-0
09/05/83	vs Dallas	Joe Theismann	38-28-325-2-1
10/02/83	vs Raiders	Joe Theismann	39-23-417-3-0
10/17/83	@ Green Bay	Joe Theismann	39-27-398-2-0
10/31/83	@ San Diego	Joe Theismann	46-25-324-1-1
01/01/84	vs Rams	Joe Theismann	23-18-302-2-0
09/10/84	@ San Fran.	Joe Theismann	43-24-331-2-0
11/25/84	vs Buffalo	Joe Theismann	33-26-311-2-1
12/01/85	vs San Fran.	Jay Schroeder	58-30-348-0-2
09/21/86	@ San Diego	Jay Schroeder	36-16-341-1-0
10/27/86	@ Giants	Jay Schroeder	40-22-420-1-2
11/02/86	vs Minnesota	Jay Schroeder	47-24-378-2-1
11/23/86	vs Dallas	Jay Schroeder	31-16-325-2-1
12/07/86	vs Giants	Jay Schroeder	51-28-309-1-6
10/04/87	vs St. Louis	Ed Rubbert	24-14-334-3-1
11/23/87	vs Rams	Doug Williams	46-24-308-2-1
11/29/87	vs Giants	Jay Schroeder	46-28-331-3-2
01/31/88	vs Denver	Doug Williams	29-18-340-1-4
09/11/88	vs Pittsburgh	Doug Williams	52-30-430-2-1
09/25/88	@ Phoenix	Mark Rypien	41-36-303-3-1
10/16/88	vs Phoenix	Mark Rypien	27-15-303-4-1
09/11/89	vs Giants	Mark Rypien	32-22-349-2-1
10/08/89	vs Phoenix	Mark Rypien	42-23-333-3-1
10/29/89	@ Raiders	Mark Rypien	53-27-364-1-3
11/26/89	vs Chicago	Mark Rypien	47-30-401-4-1
12/10/89	vs San Diego	Mark Rypien	39-23-302-2-1
11/04/90	@ Detroit	Jeff Rutledge	42-30-363-1-0

Date	Opp	Player	Att-Cmp-Yds-TD-Int
11/18/90	vs N.Oleans	Mark Rypien	38-26-311-4-0
01/12/91	@ San Fran.	Mark Rypien	48-27-361-1-3
10/10/91	vs Atlanta	Mark Rypien	31-16-442-6-0
11/17/91	@ Pittsburgh	Mark Rypien	28-21-325-2-0
09/18/94	@ Giants	John Friesz	50-32-381-2-2

300 Yard Passing Games: 69 total, including postseason, by 11 players; including Sonny Jurgensen (15), Joe Theismann (14), Mark Rypien (11), Sammy Baugh (8), Jay Schroeder (7), Norm Snead (5), Doug Williams (3), Billy Kilmer (3), Ed Rubbert (1), Jeff Rutledge (1), John Friesz (1).



100-YARD RECEIVING GAMES

Date	Opp	Player	No	Yds	TD	Date	Opp	Player	No	Yds	TD
09/24/37	vs Cardinals	Wayne Millner	7	117	0	12/06/59	vs Philadelphia	Bill Anderson	5	108	1
12/12/37	@ Bears	Wayne Millner	9	160	2	09/24/61	@ Philadelphia	Fred Dugan	6	168	1
10/15/39	vs Pittsburgh	Andy Farkas	3	112	1	10/08/61	@ Cleveland	Fred Dugan	7	120	0
11/19/39	vs Cardinals	Andy Farkas	3	145	2	11/19/61	@ Dallas	Bill Anderson	10	168	0
10/13/40	vs Cardinals	Dick Todd	2	101	1	09/16/62	@ Dallas	Bobby Mitchell	6	135	2
11/03/40	vs Pittsburgh	James Johnston	4	106	2	09/30/62	vs St. Louis	Bobby Mitchell	7	147	2
11/10/40	@ Brooklyn	Dick Todd	7	126	0	10/14/62	@ St. Louis	Bobby Mitchell	7	158	1
10/10/43	vs Brooklyn	Wilbur Moore	5	121	2	10/21/62	@ Philadelphia	Bobby Mitchell	8	147	2
10/31/43	@ Brooklyn	Joe Aguirre	4	100	2	10/28/62	@ Giants	Bobby Mitchell	5	158	2
10/31/43	@ Brooklyn	Wilbur Moore	7	213	2	11/25/62	vs Giants	Dick James	5	117	2
12/26/43	@ Bears	Wilbur Moore	5	108	0	12/02/62	vs Philadelphia	Bobby Mitchell	8	114	0
10/29/44	vs Card-Pitt	Joe Aguirre	3	117	2	12/08/62	@ Baltimore	Bobby Mitchell	7	107	0
10/28/45	@ Giants	Steve Bagarus	8	162	0	12/08/62	@ Baltimore	Leroy Jackson	3	122	1
11/18/45	vs Bears	Steve Bagarus	6	103	1	12/16/62	vs Pittsburgh	Dick James	5	140	2
09/28/47	@ Philadelphia	Hugh Taylor	8	212	3	09/15/63	@ Cleveland	Bobby Mitchell	4	122	1
10/26/47	vs Bears	J. Duckworth	5	102	2	10/13/63	vs Philadelphia	Bobby Mitchell	3	112	2
10/26/47	vs Bears	Eddie Saenz	9	143	1	10/20/63	@ Pittsburgh	Bobby Mitchell	4	173	0
11/23/47	vs Cardinals	Paul McKee	7	103	2	11/03/63	@ Dallas	Bobby Mitchell	5	100	0
11/30/47	@ Boston	B. Nussbaumer	8	113	1	11/17/63	vs Pittsburgh	Bobby Mitchell	11	218	2
12/07/47	@ Giants	Eddie Saenz	7	118	1	12/08/63	@ Giants	Bobby Mitchell	8	197	1
09/26/48	vs Pittsburgh	Harold Crisler	6	130	0	09/13/64	vs Cleveland	Bobby Mitchell	4	115	0
10/31/48	vs Boston	T. Farmer	5	103	0	10/11/64	vs Philadelphia	Bobby Mitchell	12	183	2
10/31/48	vs Boston	Dick Todd	5	158	2	11/08/64	@ Cleveland	Bobby Mitchell	7	113	2
11/14/48	vs Detroit	Harold Crisler	5	119	0	11/22/64	vs Dallas	Angelo Coia	6	107	1
11/21/48	@ Philadelphia	Harold Crisler	2	109	2	11/29/64	vs Giants	P. Carpenter	7	117	1
12/12/48	@ Giants	Hugh Taylor	9	194	2	10/10/65	vs St. Louis	Bobby Mitchell	8	164	1
10/03/49	@ Pittsburgh	Hugh Taylor	5	111	2	11/28/65	vs Dallas	Charley Taylor	7	139	1
10/09/49	vs Giants	Hugh Taylor	4	136	2	12/12/65	vs Giants	Bobby Mitchell	8	118	1
10/16/49	vs NY Bulldogs	Harold Crisler	7	118	3	09/18/66	@ St. Louis	Bobby Mitchell	9	119	1
10/30/49	@ NY Bulldogs	Hugh Taylor	6	109	1	10/02/66	vs Pittsburgh	Bobby Mitchell	6	150	2
10/30/49	@ NY Bulldogs	Harold Crisler	8	144	0	10/09/66	vs Atlanta	Charley Taylor	3	105	1
09/17/50	@ Baltimore	Hugh Taylor	5	150	3	11/06/66	@ Baltimore	Charley Taylor	8	111	1
09/24/50	@ Green Bay	H. Livingston	4	141	2	11/13/66	vs Dallas	Charley Taylor	11	199	2
10/01/50	vs Pittsburgh	Hugh Taylor	4	102	1	11/27/66	vs Giants	Charley Taylor	6	124	2
10/22/50	vs Cardinals	Hugh Taylor	4	121	3	12/11/66	@ Dallas	Charley Taylor	4	145	1
10/19/52	@ Pittsburgh	Hugh Taylor	3	111	2	12/18/66	vs Philadelphia	Jerry Smith	7	137	2
11/02/52	vs Pittsburgh	Hugh Taylor	4	139	1	09/17/67	@ Philadelphia	Charley Taylor	8	144	0
12/07/52	@ Giants	Hugh Taylor	6	196	3	10/01/67	vs Giants	Charley Taylor	7	106	0
10/02/53	@ Philadelphia	Hugh Taylor	4	113	2	10/15/67	@ Atlanta	Bobby Mitchell	6	114	1
11/15/53	vs Bears	Hugh Taylor	2	100	1	10/22/67	@ Los Angeles	Charley Taylor	3	148	1
10/02/54	@ Pittsburgh	Hugh Taylor	8	111	0	10/22/67	@ Los Angeles	Jerry Smith	7	102	3
12/12/54	vs Cardinals	Hugh Taylor	5	106	3	11/12/67	vs San Francisco	Jerry Smith	9	101	2
10/06/57	@ Cardinals	John Carson	5	104	1	11/12/67	vs San Francisco	Bobby Mitchell	5	103	0
10/13/57	vs Giants	John Carson	6	100	1	11/26/67	@ Cleveland	A.D. Whitfield	8	102	0
10/13/57	vs Giants	Jim Podoley	3	104	1	11/26/67	@ Cleveland	Charley Taylor	11	123	2
10/04/58	@ Cardinals	John Carson	8	142	1	11/26/67	@ Cleveland	Bobby Mitchell	6	106	1
11/02/58	@ Pittsburgh	Joe Walton	4	106	1	12/03/67	@ Philadelphia	Jerry Smith	9	145	2
11/09/58	vs Cardinals	Jim Podoley	5	121	2	09/15/68	@ Chicago	Gerry Allen	4	121	1
12/14/58	vs Philadelphia	Bill Anderson	3	105	1	11/17/68	vs Dallas	Charley Taylor	5	114	2
09/27/59	@ Cardinals	Bill Anderson	6	123	0	11/28/68	@ Dallas	Jerry Smith	6	116	1
10/04/59	@ Pittsburgh	Bill Anderson	3	106	1	12/08/68	vs Cleveland	Jerry Smith	7	103	1

100-YARD RECEIVING GAMES

Date	Opp	Player	No	Yds	TD	Date	Opp	Player	No	Yds	TD
10/12/69	vs St. Louis	Bob Long	9	110	0	11/28/84	@ Minnesota	C. Muhammad	5	115	1
11/16/69	vs Dallas	Charley Taylor	6	155	1	12/16/84	vs St. Louis	Art Monk	11	136	2
11/23/69	vs Atlanta	Bob Long	10	108	0	12/16/84	vs St. Louis	C. Muhammad	5	110	0
11/23/69	vs Atlanta	C. Harraway	6	110	1	12/30/84	vs Chicago	Art Monk	10	122	0
10/04/70	@ Philadelphia	Jerry Smith	8	104	1	10/20/85	@ Giants	Gary Clark	11	193	0
10/11/70	vs Detroit	Charley Taylor	6	124	2	11/03/85	@ Atlanta	Art Monk	6	106	1
10/19/70	@ Oakland	Charley Taylor	7	102	1	11/10/85	vs Dallas	Art Monk	5	103	0
11/15/70	@ Giants	Charley Taylor	5	100	1	11/18/85	vs Giants	Art Monk	7	130	0
11/29/70	vs Giants	Walt Roberts	4	109	1	12/01/85	vs San Francisco	Gary Clark	10	116	0
12/13/70	vs Philadelphia	Jon Henderson	6	120	1	12/01/85	vs San Francisco	Art Monk	8	150	0
09/26/71	@ Giants	Charley Taylor	6	125	2	12/08/85	@ Philadelphia	Art Monk	7	109	0
10/24/71	@ Kansas City	Charley Taylor	7	125	2	12/15/85	vs Cincinnati	Art Monk	13	230	1
12/13/71	@ Los Angeles	Roy Jefferson	8	137	2	12/21/85	@ St. Louis	Gary Clark	8	118	1
10/01/72	@ New England	Charley Taylor	7	134	2	09/07/86	vs Philadelphia	Gary Clark	7	100	0
10/22/72	vs Dallas	Larry Brown	7	100	1	09/21/86	@ San Diego	Gary Clark	6	144	1
12/31/72	vs Dallas	Charley Taylor	7	146	2	09/21/86	@ San Diego	Art Monk	7	174	0
09/23/73	@ St. Louis	Charley Taylor	9	132	1	09/28/86	vs Seattle	Art Monk	5	103	0
10/21/73	vs St. Louis	Charley Taylor	7	153	1	10/27/86	@ Giants	Gary Clark	11	241	1
12/16/73	vs Philadelphia	Larry Brown	3	105	3	11/02/86	vs Minnesota	Art Monk	6	102	1
10/13/74	vs Miami	Roy Jefferson	7	111	1	11/02/86	vs Minnesota	Gary Clark	6	123	1
11/10/74	@ Philadelphia	Charley Taylor	9	155	1	11/23/86	vs Dallas	Gary Clark	8	152	1
12/15/74	vs Chicago	Frank Grant	4	119	0	12/07/86	vs Giants	Kelvin Bryant	13	130	1
09/28/75	vs Giants	Roy Jefferson	5	106	2	12/13/86	@ Denver	Art Monk	6	129	1
11/02/75	vs Dallas	Frank Grant	6	105	1	01/11/87	@ Giants	Art Monk	8	126	0
11/09/75	@ Giants	Frank Grant	2	109	1	09/13/87	vs Philadelphia	Gary Clark	8	102	0
12/07/75	@ Atlanta	Frank Grant	5	135	1	10/04/87	vs St. Louis	Anthony Allen	7	255	3
10/10/76	vs Kansas City	Frank Grant	8	138	1	10/19/87	@ Dallas	Craig McEwen	7	108	0
11/07/76	@ San Francisco	Frank Grant	11	200	0	11/08/87	@ Philadelphia	Gary Clark	5	119	1
11/19/78	vs St. Louis	J. McDaniel	4	119	1	11/29/87	vs Giants	Gary Clark	7	112	1
09/30/79	@ Atlanta	Danny Buggs	10	134	0	12/06/87	@ St. Louis	Gary Clark	5	130	1
11/18/79	vs Dallas	Danny Buggs	5	111	0	12/13/87	vs Dallas	Gary Clark	9	187	1
11/09/80	@ Chicago	Art Monk	8	124	0	12/26/87	@ Minnesota	Ricky Sanders	8	164	2
12/07/80	vs San Diego	C. Harmon	12	118	0	01/31/88	vs Denver	Ricky Sanders	9	193	2
09/06/81	vs Dallas	Joe Washington	10	124	1	09/11/88	vs Pittsburgh	Ricky Sanders	5	145	1
09/21/81	@ St. Louis	R. Thompson	7	106	2	10/02/88	vs Giants	Ricky Sanders	7	141	2
09/20/81	@ St. Louis	Art Monk	4	128	1	11/13/88	vs Chicago	Craig McEwen	3	120	0
09/27/81	@ Philadelphia	Terry Metcalf	8	123	0	12/04/88	@ Philadelphia	Ricky Sanders	10	128	1
11/08/81	vs Detroit	Virgil Seay	8	145	0	12/11/88	vs Dallas	Art Monk	7	103	0
12/13/81	vs Baltimore	Virgil Seay	7	104	1	12/11/88	vs Dallas	Terry Orr	3	104	1
12/13/81	vs Baltimore	Art Monk	7	148	1	12/17/88	@ Cincinnati	Ricky Sanders	6	120	1
09/12/82	@ Philadelphia	Art Monk	8	134	1	09/11/89	vs Giants	Gary Clark	6	101	0
11/28/82	vs Philadelphia	Charlie Brown	3	124	1	09/11/89	vs Giants	Ricky Sanders	6	143	1
12/05/82	vs Dallas	Art Monk	7	100	0	09/17/89	vs Philadelphia	Gary Clark	4	153	2
12/26/82	@ New Orleans	Charlie Brown	4	156	2	09/24/89	@ Dallas	Art Monk	6	114	0
01/08/83	vs Detroit	Alvin Garrett	6	110	3	10/08/89	vs Phoenix	Art Monk	8	102	1
09/05/83	vs Dallas	Alvin Garrett	10	101	0	10/29/89	@ Raiders	Gary Clark	8	145	1
10/02/83	vs Raiders	Charlie Brown	11	180	1	10/29/89	@ Raiders	Ricky Sanders	12	158	1
10/17/83	@ Green Bay	Art Monk	5	105	0	11/26/89	vs Chicago	Gary Clark	8	124	1
10/31/83	@ San Diego	Art Monk	7	106	0	11/26/89	vs Chicago	Art Monk	9	152	2
10/31/83	@ San Diego	Charlie Brown	8	101	0	12/17/89	@ Atlanta	Ricky Sanders	7	167	0
11/20/83	@ Rams	Charlie Brown	8	140	1	12/17/89	@ Atlanta	Art Monk	6	131	2
11/27/83	vs Philadelphia	Charlie Brown	7	147	1	12/23/89	@ Seattle	Gary Clark	9	149	1
12/11/83	@ Dallas	Art Monk	6	119	1	09/16/90	@ San Francisco	Gary Clark	7	106	0
01/01/84	vs Rams	Charlie Brown	6	171	0	09/30/90	@ Phoenix	Gary Clark	8	162	2
01/08/84	vs San Francisco	Charlie Brown	5	137	1	11/04/90	@ Detroit	Art Monk	13	168	0
09/10/84	@ San Francisco	Art Monk	10	200	0	11/04/90	@ Detroit	Gary Clark	8	132	1
10/07/84	@ Indianapolis	Art Monk	8	141	3	11/04/90	@ Detroit	Ricky Sanders	11	132	0
10/14/84	vs Dallas	C. Muhammad	5	104	1	11/18/90	vs New Orleans	Gary Clark	8	131	2
10/28/84	@ Giants	Art Monk	4	104	0	10/12/91	@ San Francisco	Art Monk	10	163	1
11/1/84	vs Detroit	C. Muhammad	7	105	0	09/01/91	vs Detroit	Gary Clark	6	107	1
11/25/84	vs Buffalo	Art Monk	11	104	1	10/13/91	vs Cleveland	Art Monk	7	106	1

Date	Opp	Player	No	Yds	TD
11/10/91	vs Atlanta	Art Monk	7	164	2
11/10/91	vs Atlanta	Gary Clark	4	203	3
11/17/91	@ Pittsburgh	Art Monk	8	130	1
12/15/91	vs Giants	Gary Clark	3	129	2
01/26/92	vs Buffalo	Art Monk	7	113	0
01/26/92	vs Buffalo	Gary Clark	7	114	1
10/04/92	@ Phoenix	Gary Clark	4	106	0
12/20/92	@ Philadelphia	Ricky Sanders	7	114	1
01/09/93	@ San Francisco	Gary Clark	7	100	0
09/04/94	vs Seattle	Henry Ellard	7	105	0
09/18/94	@ Giants	Henry Ellard	10	197	1
09/25/94	vs Atlanta	Henry Ellard	6	162	1
10/23/94	@ Indianapolis	Henry Ellard	6	108	0
11/20/94	@ Dallas	D. Howard	7	107	1
12/04/94	@ Tampa Bay	D. Howard	5	130	1
12/11/94	@ Arizona	Henry Ellard	8	191	1

100 Yard Pass Receiving Games: Total (240, including postseason, by 54 players); Art Monk (36); Gary Clark (28); Bobby Mitchell (23); Charley Taylor (23); Hugh Taylor (15); Ricky Sanders (11); Charlie Brown (8); Jerry Smith (7); Frank

Grant (6); Bill Anderson (5); Henry Ellard (5); Harold Crisler (5); Calvin Muhammad (4); Dick Todd (3); Wilbur Moore (3); Roy Jefferson (3); John Carson (3); Desmond Howard (2); Wayne Millner (2); Andy Farkas (2); Joe Aguirre (2); Steve Bagarus (2); Eddie Saenz (2); Jim Podoley (2); Fred Dugan (2); Dick James (2); Bob Long (2); Alvin Garrett (2); Larry Brown (2); Danny Buggs (2); Virgil Seay (2); Craig McEwen (2); Joseph Duckworth; James Johnston; Thomas Farmer; Joe Walton; Angelo Coia; Preston Carpenter; AD Whitfield; Gerry Allen; Anthony Allen; Charley Harraway; Jon Henderson; Johnny McDaniel; Clarence Harmon; Joe Washington; Ricky Thompson; Terry Metcalf; Kelvin Bryant; Terry Orr; Paul McKeel; Howie Livingston; Leroy Jackson; Bob Nussbaumer (1).

150 Yard Pass Receiving Games: Total (49, including postseason, by 16 players); Bobby Mitchell (8); Art Monk (8); Gary Clark (7); Hugh Taylor (4); Ricky Sanders (4); Charley Taylor (4); Charlie Brown (3); Henry Ellard (3); Wayne Millner; Wilbur Moore; Steve Bagarus; Dick Todd; Fred Dugan; Bill Anderson; Anthony Allen; Frank Grant.



PRO BOWL REDSKINS

1950 **Pos.**
Bill DudleyHB
Harry GilmerQB
Paul LipscombT

1951
Sammy BaughQB
Bill DudleyRB
Rob GoodeFB
Paul LipscombT
Laurie NiemiT

1952
Harry GilmerQB
Paul LipscombT

Laurie NiemiT
Hugh TaylorE
John WilliamsHB

1953
Gene BritoE
Don BollT
Paul LipscombT

1954
Dick AlbanHB
Rob GoodeFB
Hugh TaylorE
Bill WellsHB

1955
Gene BritoE

Chuck DrazenovichLB
Eddie LeBaronQB
Volney PetersT
Joe ScuderoHB
Torgy TorgesonLB
Harry UllinskiC

1956
Sam BakerP
Gene BritoE
Al DorowQB
Chuck DrazenovichLB
Leo ElterRB
Dick StanfelG
Torgy TorgesonLB



Ken Houston
7 Pro Bowls



Chris Hanburger
9 Pro Bowls



Charley Taylor
8 Pro Bowls

1957

Gene Brito.....E
John Carson.....E
Chuck Drazenovich.....LB
Eddie LeBaron.....QB
Jim Podoley.....RB
Dick Stanfel.....G

1958

Gene Brito.....E
Chuck Drazenovich.....LB
Eddie LeBaron.....QB
Jim Schrader.....C
Dick Stanfel.....G

1959

Bill Anderson.....E
Don Bosseler.....RB
Jim Schrader.....C
Bob Toneff.....DT

1960

Bill Anderson.....E
Bob Khayat.....DT
Bob Toneff.....DT

1961

Dickie James.....RB
Ray Lemek.....T
Jim Schrader.....C
Bob Toneff.....DT

1962

Rod Breedlove.....LB
Bobby Mitchell.....FL
John Nisby.....G

1963

Bobby Mitchell.....FL
Vince Promuto.....G
Joe Rutgens.....DT
Norm Snead.....QB

1964

Sam Huff.....LB
Sonny Jurgensen.....QB
Paul Krause.....DB
Bobby Mitchell.....FL
John Paluck.....DE
Vince Promuto.....G
Charley Taylor.....RB

1965

Paul Krause.....DB
Joe Rutgens.....DT
Charley Taylor.....RB

1966

Chris Hanburger.....LB
Sonny Jurgensen.....QB
Charley Taylor.....WR

1967

Chris Hanburger.....LB
Len Hauss.....C
Sonny Jurgensen.....QB
Jerry Smith.....TE
Charley Taylor.....WR

1968

Chris Hanburger.....LB
Len Hauss.....C

1969

Larry Brown.....RB
Pat Fischer.....CB
Chris Hanburger.....LB
Len Hauss.....C
Sonny Jurgensen.....QB
Jerry Smith.....TE

1970

Larry Brown.....RB
Len Hauss.....C

1971

Larry Brown.....RB
Len Hauss.....C
Roy Jefferson.....WR
Curt Knight.....K

1972

Larry Brown.....RB
Speedy Duncan.....PR
Chris Hanburger.....LB
Len Hauss.....C
Billy Kilmer.....QB
Charley Taylor.....WR

1973

Chris Hanburger.....LB
Ken Houston.....FS
Herb Mul-Key.....PR
Charley Taylor.....WR

1974

Chris Hanburger.....LB
Ken Houston.....SS
Diron Talbert.....DT
Charley Taylor.....WR

1975

Chris Hanburger.....LB
Ken Houston.....SS
Charley Taylor.....WR

1976

Eddie Brown.....PR
Chris Hanburger.....LB
Ken Houston.....SS
Mike Thomas.....RB

1977

Eddie Brown.....PR
Jean Pugett.....TE
Ken Houston.....SS

1978

Tony Green.....PR
Ken Houston.....SS

1979

Ken Houston.....SS
Mark Moseley.....K
Lemar Parrish.....CB

1980

Mike Nelms.....PR
Lemar Parrish.....CB

1981

Mike Nelms.....PR

1982

Charlie Brown.....WR
Mark Moseley.....K
Mike Nelms.....PR
Tony Peters.....SS
Joe Theismann.....QB

1983

Jeff Bostic.....C
Charlie Brown.....WR
Dave Butz.....DT
Russ Grimm.....G
Joe Jacoby.....T
Mark Murphy.....FS
Joe Theismann.....QB

1984

Darrell Green.....CB
Russ Grimm.....G
Joe Jacoby.....T
Art Monk.....WR

1985

Russ Grimm.....G
Joe Jacoby.....T
Art Monk.....WR

1986

Gary Clark.....WR
Darrell Green.....CB
Russ Grimm.....G
Joe Jacoby.....T
Dexter Manley.....DE
Art Monk.....WR
Jay Schroeder.....QB

1987

Gary Clark.....WR
Darrell Green.....CB
Charles Mann.....DE

1988

Charles Mann.....DE
Mark May.....T

1989

Charles Mann.....DE
Mark Rypien.....QB

1990

Earnest Byner.....RB
Gary Clark.....WR
Darrell Green.....CB
Jim Lachey.....T

1991

Earnest Byner.....RB
Gary Clark.....WR
Darrell Green.....CB
Jim Lachey.....T
Chip Lohmiller.....K
Charles Mann.....DE
Mark Rypien.....QB
Mark Schlereth.....G

1992

Wilber Marshall.....LB

1994

Ken Harvey.....LB
Reggie Roby.....P

COACHING RECORDS

Coach	Regular Season				Playoffs		Yrs.
	W	L	T	Pct.	W	L	
Ray Flaherty.....	47	16	3	.735	2	1	1937-42
Arthur "Dutch" Bergman	6	3	1	.650	1	1	1943
Dud DeGroot.....	14	5	1	.725	0	1	1944-45
A.G. "Turk" Edwards.....	16	18	1	.471	0	0	1946-48
John Whelchel.....	3	3	1	.500	0	0	1949
Herman Ball.....	4	16	0	.200	0	0	1949-51
Dick Todd	5	4	0	.556	0	0	1951
Earl "Curly" Lambeau.....	10	13	1	.438	0	0	1952-53
Joe Kuharich.....	26	32	2	.450	0	0	1954-58
Mike Nixon	4	18	2	.208	0	0	1959-60
Bill McPeak	21	46	3	.321	0	0	1961-65
Otto Graham.....	17	22	3	.440	0	0	1966-68
Vince Lombardi.....	7	5	2	.571	0	0	1969
Bill Austin.....	6	8	0	.429	0	0	1970
George Allen.....	67	30	1	.689	2	5	1971-77
Jack Pardee.....	24	24	0	.500	0	0	1978-80
Joe Gibbs.....	124	60	0	.674	16	5	1981-92
Richie Petitbon.....	4	12	0	.250	0	0	1993
Norv Turner.....	3	13	0	.188	0	0	1994



Joe Gibbs



George Allen



Ray Flaherty

OVERTIME GAMES

In 1974, the NFL established overtime to decide regular season games. Since then, the Redskins have compiled a 9-4 record in overtime games, tied with Buffalo for the best in the NFL.

- November 2, 1975 - RFK Stadium Washington 30, Dallas 24
Ken Houston returned a Roger Staubach interception 14 yards, and Billy Kilmer scored the winning touchdown after 6:34 of overtime action.
- November 16, 1975 - Busch Stadium.....St. Louis 20, Washington 17
Cards scored with 20 seconds remaining on "Mel Gray catch" to force overtime. St. Louis won coin toss and marched to 37-yard Jim Bakken field goal to win after seven minutes of play.
- November 23, 1975 - RFK Stadium.....Oakland 26, Washington 23
George Blanda's 27-yard field goal decided contest after 7:13.
- September 27, 1976 - Veterans Stadium Washington 20, Philadelphia 17
Mark Moseley's 29-yard field goal won Monday night game with 12:49 elapsed in overtime.



OVERTIME GAMES

- November 12, 1978 - RFK Stadium.....Washington 16, New York Giants 13
Redskins won on Moseley's 45-yard field goal after 3:32 elapsed.
- November 15, 1981 - Giants Stadium.....Washington 30, New York Giants 27
Moseley kicked 49-yard field goal on game's final play to force overtime and a 48-yard field goal to win with 3:44 elapsed.
- September 12, 1982 - Veterans Stadium.....Washington 37, Philadelphia 34
Redskins sent the game into overtime on a 48-yard field goal by Moseley with :01 to play. Moseley won the game with a 26-yarder with 4:47 elapsed.
- November 2, 1986 - RFK Stadium.....Washington 44, Minnesota 38
Jay Schroeder engineered a four play 63-yard drive with Gary Clark scoring from 38 yards out to win.
- December 26, 1987 - Metrodome.....Washington 27, Minnesota 24
Ricky Sanders' 51-yard touchdown reception from Doug Williams with less than two minutes remaining ties score at 24. Haji-Sheikh kicks 26-yard game-winning field goal after Sanders' 36-yard kickoff return in overtime.
- December 17, 1988 - Riverfront Stadium.....Cincinnati 20, Washington 17
Jim Breech connected from 20 yards out seven minutes into sudden death.
- November 4, 1990 - Pontiac Silverdome.....Washington 41, Detroit 38
Chip Lohmiller's 34-yard field goal 9:10 into overtime capped the Redskins' comeback that equalled the team's greatest in history. Down by 21 points in the third quarter and 17 points entering the fourth, Jeff Rutledge's 12-yard run tied the game with :18 seconds remaining.
- November 3, 1991 - RFK Stadium.....Washington 16, Houston 13
Darrell Green intercepted Warren Moon and Lohmiller's 41-yard field goal 5:01 into overtime moved the Redskins to 9-0. The Oilers tied the game with less than two minutes remaining and had a chance to win in regulation after Brian Mitchell fumbled the kickoff, but Ian Howfield's 33-yard attempt sailed wide left.
- October 16, 1994 - RFK Stadium.....Arizona 19, Washington 16
Arizona scored the tying TD with:19 left to play and scored the winning points with 4:56 left in overtime. Prior to the loss the Redskins had the NFL's best record in overtime, 9-3. In overtime, the Redskins Chip Lohmiller and the Cardinals Todd Peterson both missed field goals with Lohmiller's miss coming from 51 yards and Peterson's from 45 yards. Arizona's game-winner was set up by Terry Hoage who intercepted a Heath Shuler pass at the Redskins 35-yard line and returned it 12 yards to the 23. Peterson claimed the game-winning 29-yard field goal.



DRAFT CHOICES 1970-1995

1970

Bd and Player	Overall	College
1. Choice to San Francisco		
2. DE Bill Brundage	43	Colorado
3. Choice to St. Louis		
4. Choice to Baltimore		
T Paul Larvee	103	Iowa
(from Minnesota through LA Rams through New Orleans)		
5. DT Manny Sistrunk	114	Ark A&M
(from New Orleans)		
RB Danny Pierce	121	Memphis St
6. Choice to Atlanta		
7. WR Roland Merritt	173	Maryland
DT James Harris	178	Howard
(from Los Angeles)		
8. DB Bob Johnson	200	Penn State
9. T Ralph Sontag	225	Maryland
10. Choice to Green Bay		
11. TE Mack Alston	277	Md. State

12. LB James Kates	303	Penn State
13. T Joe Patterson	339	Lawrence
14. RB Tony Moro	355	Dayton
15. C Vic Lewandowsky	381	Holy Cross
16. WR Steve Bushore	407	Emporia St
17. DT Earl Maxfield	433	Baylor

1971

1. Choice to Los Angeles		
2. WR Cotton Speyer	58	Texas
3. Choice to Los Angeles		
4. Choice to New Orleans		
5. Choice to Green Bay		
6. G Conway Hayman	141	Delaware
7. DB Willie Germany	161	Morgan St
8. Choice to New Orleans		
9. DE Mike Finucci	219	Arizona St
10. RB Jesse Taylor	244	Cincinnati
11. T George Starke	272	Columbia
12. DB Jeff Severson	297	Long Beach

13. C Dan Ryzek	322	Virginia
14. QB Bill Rynum	349	W. New Mex
15. G Anthony Christovich	375	Lacrosse
16. LB Glenn Tucker	500	N. Texas St
17. Choice to New Orleans		

1972

1. Choice to NY Jets		
2. Choice to Baltimore		
3. Choice to New England through Los Angeles		
4. Choice to New Orleans through LA and Philadelphia		
5. Choice to Los Angeles		
6. Choice to Los Angeles		
7. Choice to NY Giants		
8. RB Moses Denson	203	Maryland St
9. DE Steve Bookholder	229	Drake
10. WR Mike Oldham	255	Michigan
11. DB Jeff Welch	281	Arkansas St

12. QB Don Bunce307.....Stanford
 13. WR Frank Grant332.....S. Colorado
 14. G Mike O'Quinn365.....McNeese St
 15. DE Carl Taber385.....Colorado
 16. DB S Higginbotham411.....Alabama
 17. LB Kevin Clemente437.....Boston Coll

1973

1. Choice to San Diego through Baltimore
 2. Choice to New Orleans through NY Jets
 3. Choice to Buffalo
 4. Choice to Buffalo
 5. G Charles Cantrell117.....Lamar
 (from Atlanta)
 Choice to Los Angeles
 6. Choice to NY Jets
 7. Choice to Buffalo
 8. Choice to New Orleans
 TE Mike Hancock193.....Idaho State
 (from Los Angeles)
 9. RB Rich Galbo218.....Ohio State
 (from Baltimore)
 LB Eddie Sheats233.....Kansas
 10. DB Ken Stone245.....Vanderbilt
 (from Los Angeles)
 11. Choice to Los Angeles
 12. G Ernie Webster311.....Pittsburgh
 13. DT Dennis Johnson337.....Delaware
 14. DB Herb Marshall363.....Cameron
 15. Choice to Los Angeles
 16. K Mike Wedman415.....Colorado
 17. RB Jeff Davis441.....Mars Hill

1974

1. Choice to Chicago through Los Angeles
 2. Choice to San Francisco
 3. Choice to NY Jets
 4. Choice to Los Angeles
 5. Choice to New England through N. Orleans
 6. TE Jon Keyworth144.....Colorado
 (from Kansas City)
 7. Choice to New England
 LB Mike Varty180.....Northwestern
 (from Los Angeles)
 8. RB Durwin Robinson196.....Dakota State
 Choice to Buffalo
 9. DE Mark Sens216.....Colorado
 (from New England)
 K Mike Platter228.....Colorado
 School of Mines
 TE Jim Kennedy233.....Colorado St
 (from Los Angeles)
 10. DB Johnny Vann258.....South Dakota
 11. T Joe Miller282.....Villanova
 12. Choice to Baltimore
 13. LB Stu O'Dell302.....Indiana
 14. QB Don Van Galder361.....Utah
 15. Choice to San Diego
 16. RB Nate Anderson411.....E. Illinois
 17. Choice to Baltimore

1975

1. Choice to San Diego
 2. Choice to Green Bay
 3. Choice to San Francisco
 4. Choice to Buffalo

5. Choice to San Diego through LA
 RB Mike Thomas106.....UNLV
 6. Choice to Cleveland
 T Mark Dook147.....Nebraska
 (from Denver)
 7. Choice to Chicago through St. Louis
 8. Choice to San Diego
 9. DE Dallas Hickman228.....California
 10. Choice to Miami
 11. DB Ardel Johnson277.....Nebraska
 (from Denver)
 DE Jerry Hackenbruck282.....Oregon St
 12. Choice to New England
 13. DB Morris McKie344.....N. Caro. A&T
 14. LB Dave Benson359.....Weber State
 15. C Art Koehn384.....UCLA
 16. G Dennis Pavelka412.....Nebraska
 17. DE Carl Taylor437.....Memphis St

1976

1. Choice to Miami
 2. Choice to Detroit through San Diego
 3. Choice to New Orleans through San Diego
 4. Choice to Oakland through San Diego
 5. Choice to St. Louis
 G Mike Hughes145.....Baylor
 (from St. Louis)
 6. Choice to Kansas City
 DB Tom Marvaso179.....Cincinnati
 (from Los Angeles)
 7. Choice forfeited
 8. Choice to Buffalo through Atlanta
 WR Bryan Fryer234.....Alberta
 (selection voided)
 9. G Curtis Akins254.....Hawaii
 10. LB Paul Strohmeier272.....Washington
 (from Chicago)
 Choice to Miami
 11. DE Dean Gissler308.....Nebraska
 12. DB Walter Tullis342.....Delaware St
 13. DB Waymon Britt364.....Michigan
 14. DB Quinn Buckner393.....Indiana
 (selection voided)
 15. Choice to St. Louis
 RB John Monroe426.....Bluefield St
 (from St. Louis)
 16. Choice to Baltimore through Baltimore and
 St. Louis
 17. DB Chuck Willis476.....Oregon

1977

1. Choice to St. Louis
 2. Choice to Los Angeles through San Diego
 3. Choice to San Diego
 4. DE Duncan McColl97.....Stanford
 (from Miami)
 Choice to Kansas City
 5. Choice to Los Angeles
 6. Choice to Atlanta
 7. Choice to Oakland through Houston and NY
 Giants
 TE Reggie Haynes198.....UNLV
 (from Los Angeles)
 8. Choice to Kansas City
 9. Choice to Atlanta

- RB Mike Northington246.....Purdue
 (from Los Angeles)
 10. RB James Sykes273.....Rice
 11. DB Don Harris300.....Rutgers
 12. DE Curtis Kirkland327.....Missouri

1978

1. Choice to St. Louis
 2. Choice to Los Angeles
 3. Choice to Los Angeles
 4. Choice to Cleveland through Los Angeles
 5. Choice to Philadelphia
 6. Choice to New Orleans through Houston
 RB Tony Green159.....Florida
 (from Minn. through San Francisco)
 7. Choice to Kansas City
 8. WR Walker Lee202.....N. Carolina
 (from San Francisco)
 Choice to Atlanta
 LB Don Hower219.....Wash. St
 (from Los Angeles)
 9. QB John Hurley243.....Santa Clara
 10. DE Scott Hertenstein270.....Asus Pacific
 11. DE Mike Williams297.....Texas A&M
 12. G Steve McCabe324.....Bowdoin

1979

1. Choice to Cincinnati
 2. Choice to Oakland through St. Louis
 3. Choice to Baltimore through Houston
 4. Choice to Philadelphia
 TE Don Warren103.....San Diego St
 5. Choice to Cleveland
 6. Choice to Baltimore
 7. Choice to New England
 LB Rich Milot182.....Penn State
 (from Seattle)
 8. Choice to Miami
 9. WR Kris Haines233.....Notre Dame
 10. Choice to Kansas City
 11. LB Monte Coleman289.....Arkansas St
 WR Tony Hull300.....Knoxville
 (from New England)
 12. Choice to Cleveland

1980

1. WR Art Monk18.....Syracuse
 2. Choice to Los Angeles
 DE Matt Mendenhall55.....BYU
 3. Choice to San Fran. through Los Angeles
 4. Choice to Tampa Bay
 5. Choice to Buffalo
 6. LB Farley Bell155.....Cincinnati
 7. G Melvin Jones187.....Houston
 8. Choice to Miami
 9. WR Lawrence McCullough241.....Illinois
 10. RB Lewis Walker268.....Utah
 11. DE Mike Matocha295.....Tex. Arlington
 12. DE Marverne Emmett327.....N. Alabama

1981

1. Choice to Los Angeles
 T Mark May20.....Pittsburgh
 (from Los Angeles)
 2. Choice to San Francisco
 3. Choice to Los Angeles

- G Russ Grimm.....69.....Pittsburgh
(from Miami through Los Angeles)
4. QB Tom Flick.....90.....Washington
(from Green Bay)
Choice to Cleveland
5. DE Dexter Manley.....119.....Okla.St
G Gary Sayre.....132.....Cameron
(from Los Angeles)
6. LB Larry Kulin.....148.....Penn State
Choice to Los Angeles
7. WR Charlie Brown.....201.....S. Carolina St
9. G Darryl Grant.....231.....Rice
10. QB Phil Kessel.....257.....N. Michigan
T Allan Kennedy.....267.....Wash. St
(from New England through Cleveland)
11. WR Jerry Hill.....284.....N. Alabama
12. WR Clint Didier.....314.....Portland St

1982:

1. Choice to Baltimore through Los Angeles
2. Choice to New Eng. through San Fran.
DB Vernon Dean.....49.....San Diego St
(from San Diego through Los Angeles)
3. WR Carl Powell.....61.....Jackson St
(from Los Angeles)
4. DE Todd Liebenstein.....99.....UNLV
Choice to St. Louis
TE Michael Williams.....133.....Ala. A&M
(from Buffalo)
6. LB Lamont Jeffers.....153.....Tennessee
7. LB John Schachtner.....180.....N. Arizona
8. Choice to Cleveland
DT Ralph Warthen.....223.....Gardner Web
(from San Fran. through New Orleans)
9. DB Ken Coffey.....226.....SW Texas St
(from New Orleans)
DT Randy Troutman.....238.....Boise State
10. DE Harold Smith.....254.....Kentucky St
(from New Orleans)
DB Terry Daniels.....265.....Tennessee
11. K Dan Miller.....281.....Miami
(from Miami)
QB Bob Holly.....294.....Princeton
12. T Don Laster.....309.....Tennessee St
(from New Orleans)
LB Jeff Goff.....322.....Arkansas

1983:

1. DB Darrell Green.....28.....Texas A&I
2. RB Richard Williams.....36.....Memphis St
3. DE Charles Mann.....84.....Nevada
4. Choice to Buffalo through New Orleans
5. Choice to Pittsburgh
6. T Bob Winkler.....166.....Wisconsin
(from LA Raiders)
QB Babe Laufenberg.....168.....Indiana
7. RB Kelvin Bryant.....196.....N. Carolina
8. T Todd Hallstrom.....224.....Minnesota
9. RB Marcus Gilbert.....251.....TCU
10. LB Jeff Gandy.....279.....Baylor
11. Choice to San Diego
12. Choice to NY Giants

1984:

1. Choice to NY Giants

2. DT Bob Slater.....31.....Oklahoma
(from NY Giants)
DE Steve Hamilton.....55.....E. Carolina
3. QB Jay Schroeder.....83.....UCLA
4. RB Jimmy Smith.....102.....Eton
(from LA Rams through Houston)
Choice to Pittsburgh
5. LB Jeff Pogue.....125.....E. Carolina
(from Chicago through San Diego, Seattle and NY Giants)
Choice to San Fran. through LA Raiders
6. T Curt Stinger.....167.....Tennessee
7. WR Mark Smith.....195.....N. Carolina
8. DB Jeff Smith.....223.....Missouri
9. Choice to New England
10. RB Keith Griffin.....279.....Miami
11. TE Anthony Jones.....306.....Wichita St
12. WR Curtland Thomas.....335.....Missouri

1985:

1. Choice to New Orleans
2. DB Tory Nixon.....33.....San Diego St
(from Atlanta)
Choice to St. Louis through Atlanta
3. Choice to LA Raiders through Houston
4. Choice to LA Raiders
5. RB Raphael Cherry.....122.....Hawaii
(from New Orleans)
Choice to Pittsburgh
6. TE Danzell Lee.....163.....Lamar
7. KR Jamie Harris.....177.....Oklahoma St
(from Philadelphia)
RB Lionel Vital.....185.....Nicholls St
(from St. Louis through Kansas City)
Choice to LA Raiders through New Eng.
8. DB Barry Wilburn.....219.....Mississippi
9. G Mitch Geier.....247.....Troy State
10. RB Terry Orr.....263.....Texas
(from New Orleans)
Choice to LA Raiders
11. G Raleigh McKenzie.....290.....Tennessee
(from New Orleans)
DB Garry Rimbale.....304.....San Hou. St
12. DT Dean Hamel.....309.....Tulsa
(from Buffalo)
LB Bryan Winn.....331.....Houston

1986:

1. Choice to Atlanta
2. DE Markus Koch.....30.....Boise State
(from Atlanta)
WR Walter Murray.....45.....Hawaii
(from San Francisco)
Choice to Phila. through LA Raiders
3. DB Alvin Walton.....75.....Kansas
4. Choice to San Fran. through LA Rams
5. LB Kevin Caldwell.....113.....Arkansas
(from Atlanta)
Choice to Philadelphia through Atlanta
6. QB Mark Bryien.....146.....Wash. St
(from Kansas City)
G Jim Huddleston.....156.....Virginia
(from San Francisco)
Choice to Atlanta
7. RB Rick Badanjek.....186.....Maryland

8. LB Kurt Gouveia.....213.....BYU
9. DB Wayne Asberry.....239.....Texas A&M
10. Choice to San Francisco
11. RB Kenny Felis.....297.....Henderson St
12. WR Eric Varber.....333.....Idaho

1987:

1. Choice to San Francisco
2. DB Brian Davis.....30.....Nebraska
(from Indianapolis)
T Wally Kleme.....48.....Notry Dame
(from NY Jets through LA Raiders)
Choice to LA Raiders
3. Choice to Raiders through New England
4. Choice to Buffalo
5. RB Timmy Smith.....117.....Texas Tech
(from Buffalo)
Choice to Tampa Bay
6. DB Steve Gage.....144.....Tulsa
(from Buffalo)
T Ed Simmons.....164.....E. Wash.
7. DB Johnny Thomas.....192.....Baylor
8. DB Clarence Vaughn.....219.....N. Illinois
9. RB Alfred Jenkins.....248.....Arizona
10. WR Ted Wilson.....274.....C. Florida
11. WR Laron Brown.....304.....Texas
12. C Ray Hitchcock.....331.....Minnesota

1988:

1. Choice to Chicago
2. K Chip Lohmiller.....55.....Minnesota
3. KR Mike Olyphant.....66.....Puget Sound
(from LA Rams)
Choice to LA Rams
4. RB Jamie Morris.....109.....Michigan
5. DB Carl Mims.....127.....San Hou. St
(from New England)
Choice to LA Rams
6. QB Stan Humphries.....159.....NE Louisiana
(from Indianapolis)
Choice to LA Rams
7. DB Harold Hicks.....193.....San Diego St
8. RB Darryl McGill.....221.....Wake Forest
9. LB Blake Peterson.....249.....Mass College
10. T Herry Brown.....277.....Ohio State
11. DE Curt Koch.....305.....Colorado
12. P Wayne Ross.....315.....San Diego St
(from LA Rams)
Choice to LA Rams

1989:

1. Choice to Chicago
2. Choice to Dallas through LA Raiders
3. DT Rucker.....96.....Auburn
4. Choice to New England
WR Erik Affholter.....110.....USC
(from Chicago through LA Raiders)
5. Choice to Green Bay
DB Tim Smiley.....129.....Arkansas St
(from Indianapolis)
DE Lybrant Robinson.....139.....Delaware St
(from San Fran. through LA Raiders)
6. DB AJ Johnson.....149.....SW Texas St
7. LB Kevin Hendrix.....179.....S. Carolina
8. Choice to Green Bay
9. TE Charles Darrington.....233.....Kentucky

10. C Mark Schlereth.....263.....Idaho
 11. Choice to Tampa Bay through LA Rams
 12. TE Jimmy Johnson.....316.....Howard
 (from San Diego)
 RB Joe Mickles.....317.....Mississippi

1990

1. Choice to Atlanta
 2. LB Andre Collins.....46.....Penn State
 3. G Moe Elewonthi.....76.....BYU
 4. QB Cary Conklin.....86.....Washington
 Choice to Indianapolis
 DB Rico Labbe.....109.....Boston Coll.
 (from San Fran. through LA Raiders)
 5. RB Brian Mitchell.....130.....SW Louisiana
 6. DT Kent Wells.....160.....Nebraska
 7. Choice to San Diego
 Choice to Indianapolis
 9. G Tim Modney.....243.....Ohio State
 10. DB D'Juan Francisco.....262.....Notre Dame
 (from Miami)
 DT Thomas Rayam.....270.....Alabama
 11. LB Jon Leverenz.....297.....Minnesota
 12. Choice to San Diego

1991

1. DT Bobby Wilson.....17.....Michigan St.
 (from Houston through New Eng. and Dallas)
 Choice to Dallas
 2. Choice to San Diego
 3. RB Ricky Ervins.....76.....USC
 4. Choice to Pittsburgh
 5. Choice to Dallas
 6. TE Dennis Ransom.....159.....Texas A&M
 7. WR Keith Cash.....188.....Texas
 8. DB Jimmy Spencer.....215.....Florida
 9. DB Charles Bell.....243.....Baylor

10. P Cris Shale.....270.....Bowling Green
 11. S David Gullede.....299.....Jacksonville St
 12. WR Keenan McCardell.....326.....UNLV

1992

1. WR Desmond Howard.....4.....Michigan
 (from Cincinnati)
 Choice to Cincinnati
 2. DE Shane Collins.....47.....Arizona St
 (from Kansas City through Dallas)
 Choice to Detroit through Dallas
 3. G Paul Siever.....74.....Penn State
 (from Kansas City through Dallas)
 Choice to Cincinnati
 4. QB Chris Hake.....112.....William & Mary
 5. Choice to San Diego
 6. TE Ray Rowe.....168.....San Diego St
 7. DB Calvin Holmes.....196.....USC
 8. G Darryl Moore.....224.....UTEP
 9. LB Boone Powell.....252.....Texas
 10. LB Tony Barker.....280.....Rice
 11. WR Terry Smith.....308.....Penn State
 12. C Matt Elliott.....336.....Michigan

1993

1. DB Tom Carter.....17.....Notre Dame
 2. RB Reggie Brooks.....45.....Notre Dame
 3. LB Rick Hamilton.....71.....Central Florida
 P Ed Bunn.....80.....UTEP
 (from San Diego)
 4. DE Sterling Palmer.....101.....Florida St
 5. C Greg Huntington.....128.....Penn State
 6. DB Darryl Morrison.....155.....Arizona
 TE Frank Wybeck.....160.....Maryland
 (from Minnesota)
 7. Choice to Pittsburgh

8. LB Lamont Hollingquest.....212.....USC

1994

1. QB Heath Shuler.....3.....Tennessee
 2. T Tre' Johnson.....31.....Temple
 3. WR Tydus Winans.....67.....Fresno State
 G Joe Patton.....97.....Ala. A&M
 4. TE Kurt Haws.....105.....Utah
 5. Choice to Minnesota
 6. DE Dexter Nottage.....163.....Florida A&M
 7. QB Gus Ferrotte.....197.....Tulsa

1995

1. WR Michael Westbrook.....4.....Colorado
 2. C Cory Raymer.....37.....Wisconsin
 3. CB Darryl Pounds.....68.....Nicholls State
 4. RB Larry Jones.....103.....Miami
 5. TE Jamie Asher.....137.....Louisville
 DE Rich Owens.....152.....Lehigh
 6. T Brian Thure.....176.....California
 7. CB Scott Turner.....226.....Illinois



Monte Coleman was an 11th round draft choice (289th overall) from Central Arkansas in 1979. He went on to play 16 seasons with the Redskins (tied with Sammy Baugh) and played in a team record 216 games from 1979-94.



FIRST PICKS (1936-1995)

Year	Rd	Player	Team
1936	1	QB Riley Smith	Alabama
1937	1	QB Sammy Baugh	TCU
1938	1	B Andy Farkas	Detroit
1939	1	T I.B. Hale	TCU
1940	1	B Ed Boell	NYU
1941	1	B Forrest Evashevski	Michigan
1942	1	B Ordan Sanders	Texas
1943	1	B Jack Jenkins	Missouri
1944	1	B Mike Micka	Colgate
1945	1	B Jim Hardy	USC
1946	1	B Cal Rossi	UCLA
1947	1	B Cal Rossi	UCLA
1948	1	B Harry Gilmer	Alabama
1949	1	FB Rob Goode	Texas A&M
1950	1	HB George Thomas	Oklahoma
1951	1	FB Leon Heath	Oklahoma
1952	1	QB Larry Isbell	Baylor
1953	1	QB Jack Scarbath	Maryland
1954	1	TE Steve Melinge	Kentucky
1955	1	QB Ralph Guglielmi	Notre Dame
1956	1	RB Ed Vereb	Maryland
1957	1	FB Don Bosseler	Miami
1958	2	RB Mike Sommer	G. Washington
1959	1	QB Don Allard	Boston College
1960	1	QB Richie Lucas	Penn State
1961	1	T Joe Rutgens	Illinois
1961	1	QB Norman Snead	Wake Forest
1962	1	RB Ernie Davis	Syracuse
1963	1	TE Pat Richter	Wisconsin
1964	1	RB Charley Taylor	Arizona State
1965	2	T Bob Breitenstein	Tulsa

Year	Rd	Player	Team
1966	1	K Charlie Gogolak	Princeton
1967	1	FB Ray McDonald	Idaho
1968	1	DB Jim Smith	Oregon
1969	2	DB Eugene Epps	UTEP
1970	2	DE Bill Brundige	Colorado
1971	2	WR Cotton Speyrer	Texas
1972	8	RB Moses Denson	Maryland
1973	5	G Charles Cantrell	Lamar
1974	6	TE Jon Keyworth	Colorado
1975	5	RB Mike Thomas	UNLV
1976	5	T Mike Hughes	Baylor
1977	4	DE Duncan McColl	Stanford
1978	6	RB Tony Green	Florida
1979	4	TE Don Warren	San Diego State
1980	1	WR Art Monk	Syracuse
1981	1	T Mark May	Pittsburgh
1982	2	CB Vernon Dean	San Diego State
1983	1	CB Darrell Green	Texas A&I
1984	2	DT Bob Slater	Oklahoma
1985	2	CB Tory Nixon	San Diego State
1986	2	DE Markus Koch	Boise State
1987	2	CB Brian Davis	Nebraska
1988	2	K Chip Lohmiller	Minnesota
1989	3	DT Tracy Rocker	Auburn
1990	2	LB Andre Collins	Penn State
1991	1	DT Bobby Wilson	Michigan State
1992	1	WR Desmond Howard	Michigan
1993	1	CB Tom Carter	Notre Dame
1994	1	QB Heath Shuler	Tennessee
1995	1	WR Michael Westbrook	Colorado



Joe Rutgens



Art Monk



Bill Brundige

Sellouts

RFK Stadium has been sold out for every regular season game since the beginning of the 1966 season. The Redskins have sold out 213 consecutive home games and with postseason contests the total reaches 225 over the 29-year period.



HISTORY OF THE NFL

Sept. 17, 1920	Chicago Cardinals and Decatur (Ill.) Staley's.
Aug. 27, 1921	Green Bay Packers.
Jan. 28, 1922	Decatur Staley's transferred to Chicago Bears.
Aug. 1, 1925	New York Giants: Detroit (withdrew July 27, 1927); reinstated Aug. 12, 1928; declared inactive July 12, 1930; Portsmouth franchise moved to Detroit June 30, 1934.
July 8, 1932	Inactive Boston franchise transferred to syndicate headed by George Preston Marshall, named Boston Braves, changed to Redskins in 1933.
July 8, 1933	Pittsburgh Steelers.
July 9, 1933	Philadelphia Eagles (Bert Bell awarded franchise forfeited by Frankford Yellowjackets).
Feb. 12, 1937	Cleveland Rams (suspended operation for one season April 6, 1943; resumed operations April 19, 1944).
Feb. 13, 1937	Boston Redskins franchise moves to Washington.
April 19, 1944	Boston Yanks (merged with Brooklyn Tigers April 10, 1945; NFL cancels Boston franchise and awards franchise to Ted Collins as the New York Bulldogs, later the Yanks Jan. 21, 1949; League purchases assets of Yanks, awards franchise to Dallas Texans Jan. 19, 1952; franchise transferred to Baltimore Jan. 23, 1953).
Jan. 12, 1946	Cleveland Rams transferred to Los Angeles Rams.
Dec. 9, 1949	Baltimore Colts, Cleveland Browns, San Francisco 49ers join the NFL from the AAC. Baltimore disbanded following 1950 season..
Jan. 23, 1953	Baltimore (See Boston Yanks above, April 19, 1944).
Aug. 14, 1959	AFL organization meeting; New York, Dallas, Denver, Los Angeles, Minneapolis, Houston.
Nov. 22, 1959	Buffalo Bills admitted to AFL.
Jan. 27, 1960	Boston Patriots admitted to AFL.
Jan. 28, 1960	Minneapolis withdraws from AFL. Dallas Cowboys awarded NFL franchise for 1960; Minnesota Vikings awarded NFL franchise for 1961.
Jan. 30, 1960	Oakland Raiders admitted to AFL.
March 13, 1960	Chicago Cardinals franchise moves to St. Louis.
Feb. 10, 1961	AFL Los Angeles Chargers transferred to San Diego.
Feb. 8, 1963	AFL Dallas Texans transferred to Kansas City Chiefs.
June 30, 1965	Atlanta Falcons awarded NFL franchise for 1968.
Aug. 16, 1965	Miami Dolphins awarded AFL franchise for 1966.
June 3, 1966	NFL and AFL agree to form combined league of 24 teams under title of NFL, with regular season competition to begin in 1970. Pre-season games and the Super Bowl to begin in 1967. Pete Rozelle named commissioner.
Nov. 1, 1966	New Orleans Saints awarded NFL franchise for 1967.
May 24, 1967	Cincinnati Bengals awarded AFL franchise for 1968.
May 17, 1970	Baltimore, Cleveland, and Pittsburgh agree to join AFL teams to form American Conference, while remaining NFL teams form National Conference.
April 24, 1974	Tampa Bay Buccaneers awarded NFL franchise for 1976.
June 4, 1974	Seattle Seahawks awarded NFL franchise for 1976.
May 7, 1982	Oakland Raiders franchise moves to Los Angeles.
March 28, 1984	Baltimore Colts franchise moves to Indianapolis.
March 24, 1988	St. Louis Cardinals franchise moves to Phoenix.
October 26, 1993	Carolina Panthers awarded NFL franchise.
November 30, 1993	Jacksonville Jaguars awarded NFL franchise.
January 18, 1995	Los Angeles Rams franchise announces move to St. Louis.



REDSKINS MEMORY LANE

- The Start**
July 9, 1932
George P. Marshall heads syndicate (Vincent Bendix, Jay O'Brien, Dorland Doyle) that buys NFL franchise for Boston, MA. They contract to play in Braves-Field, home of National League Baseball team, and are called "The Braves."
- The Name**
July 8, 1933
The Boston Gridders move to Fenway Park, home of the American League Red Sox, and "The Braves" become "The Redskins."
- The Franchise**
Feb. 13, 1937
The Washington Redskins are officially born! The National Football League approves transfer of Boston Redskins franchise to Washington, DC, and a new history begins.
- The Band**
Aug. 9, 1937
The famed Redskins Band founded. First of its kind.
- First Victory**
Sept. 16, 1937
The First Game! Thursday night opener draws 19,941 fans to flood-lighted Griffith Stadium. Riley Smith scores on 60-yard run with interception, two field goals and an extra point. Redskins 13, Giants 3.
- First Title**
Dec. 5, 1937
Ten thousand fans stomp up Broadway behind brass band. Sammy Baugh completes 11 of 15, Cliff Battles runs 75 and 76 yards for TDs, Giants routed 49-14, for Eastern Championship.
- World Champs!**
Dec. 12, 1937
Freezing weather, frozen field, icy-nerved Bears can't stop Baugh. Completes 17 of 33 for 335 yards and 3 TDs. Wayne Millner, the all-time Notre Dame great, escapes with nine catches for 160 yards, including 77 and 55-yd. TD spring.
- Westward Ho!**
Aug. 2, 1939
Redskins set forth on first coast-to-coast football training trip. Training site: Eastern State Normal School in Cheney, Washington.
- Zero Hour**
Oct. 1, 1939
Only scoreless tie in Redskin history as Giants are battled in mud and rain.
- Record Pass**
Oct. 15, 1939
From kick formation, standing deep in end zone, Frank Filchock flips pass to Andy Farkas who goes all the way for the touchdown. Longest pass play in National Football League history, 99 yards.
- Eastern Champs**
Dec. 1, 1940
Miniature-sized Davy O'Brien of Eagles completes 33 passes in 60 attempts, but Redskins win 13-6 to clinch Eastern Championship.
- 73-to-Ohhh!**
Dec. 8, 1940
Redskins get more first downs than Bears in World Championship Game at Griffith Stadium, but lose 73-0.
- California**
Aug. 18, 1941
Redskins bring pro football on large scale for first time to California. Establish training quarters in San Diego at Brown Military Academy.
- Title Escapes**
Nov. 23, 1941
Fifty seconds to go in the Eastern Championship Game, Redskins hold 13-10 lead. But Giants get field goal and touchdown to win, 20-13.
- Only Loss**
Sept. 27, 1942
Giants don't make first down, gain only ONE yard rushing, complete just ONE pass...but it's good for TD; then they capture another TD on interception...and Redskins suffer their only 1942 defeat, 14-7.
- World Champs!**
Dec. 13, 1942
Bears take early lead on errant pass from center. But Sam Baugh's 85-yd. quick kick sets them back on their heels. Wilbur Moore then makes a vital interception and follows with a sensational catch for 38-yd TD. Andy Farkas caps victory by carrying ball 10 of 12 times on 80-yd TD tour. Score: 14-6.
- Division Title**
Dec. 19, 1943
After two straight losses, Redskins bounce back in Eastern Title playoff game to trash Giants 28-0.
- Runner Up**
Dec. 26, 1943
Sam Baugh suffers concussion early tackling Sid Luckman on punt return and Bears go on to win NFL title 41-21.
- To a T**
July 30, 1945
Redskins abandon their double-wing formation and adopt the T-formation.

- Eastern Champs
Dec. 9, 1945
- One Point Shy
Dec. 16, 1945
- Charity Game
Sept. 6, 1946
- High Note
June 13, 1947
- Champs Trumped
Nov. 23, 1947
- First on TV
June 14, 1950
- Baugh-to-Bach
Oct. 10, 1954
- TD Torrent
Oct. 1, 1955
- The Alumni
Oct. 15, 1958
- Here to Stay
Dec. 24, 1959
- New Home
Oct. 1, 1961
- 4 of a Kind
Dec. 17, 1961
- Sonny and Sam
1964
- A Sunny Day
Oct. 11, 1964
- Record Rally
Nov. 28, 1965
- Graham Era
Jan. 25, 1966
- TD Jamboree
Nov. 27, 1966
- Record Breakers
1967
- Lombardi Hired
Feb. 7, 1969
- George Preston
Marshall Dies
Aug. 9, 1969
- Second straight shutout (Steelers 24-0 Dec. 2) vs. Giants 17-0, wins Eastern title.
- In subzero weather, Redskins lose world title to Rams, 15-14, on incredibly freakish plays. Baugh's pass from end zone hits goal-post for safety (no longer allowed); and Waterfield's try-for-point hits crossbar and bounces over.
- First Annual Redskins-Rams game for benefit in Los Angeles Times Charities, Inc. draws 68,188 to Memorial Coliseum and nets Times Boys Club \$96,711.23.
- Redskins Band performs at Philadelphia Inquirer's Famed Festival of Music alongside Whiteman, Waring and the Philharmonic.
- Fans give auto to Sam Baugh who thanks them with 6 TD tosses, routing champion Cards, 45-21.
- American Oil announces plans to televise all Redskins games - no other pro team on TV.
- Dr. Howard Mitchell leads his National Symphony Orchestra at mid-field in a half-time show.
- Twenty-one points in 137 seconds! Eagles lead 16-0 in 3rd quarter. Brito recovers fumble on their 32 and LeBaron passes to Janowicz for TD. Torgeson recovers fumble on Eagles 13. Janowicz goes over. Redskins win, 31-30.
- Redskins Alumni Association organized. Twenty-three former players residing here adopt formal constitution and by-laws and invite all non-resident ex-Redskins to join.
- Redskins sign 30-year lease to play in proposed D.C. Stadium and Congress gives go-ahead to build.
- First game in new D.C. Stadium draws 37,767. Redskins fail to hold 21-7 lead, Giants win 24-21.
- Dick James scores 4 TDs to set Redskins single game scoring record in 34-24 win over Dallas.
- Redskins stun public by trading QB Norman Snead to Eagles for veteran QB Sonny Jurgensen. Then repeat performance, shipping favorite Dick James to N.Y. for Sam Huff.
- Sonny Jurgensen out-duels Norm Snead by pitching four TD's against the Eagles in the first meeting of the traded quarterbacks.
- Sonny Jurgensen sparks greatest comeback win in Redskin history. Down 21-0, Redskins record 34-31 victory over the Cowboys as Sonny passes for over 400 yds and 3 TDs.
- Redskins appoint former Cleveland star, Otto Graham, as Head Coach and General Manager.
- The Redskins and Giants score the most points in NFL history as they tie or set many team and league records in Washington's rout of New York, 72-41.
- Sonny Jurgensen sets new Redskin and NFL passing records for most attempts, completions, and yards. Receivers Charley Taylor, Jerry Smith and Bobby Mitchell finish 1, 2 and 4 in the League; highest ever by receivers on the same team.
- The unbelievable happened - Vince Lombardi leaves Green Bay to become head coach of the Redskins.
- George Preston Marshall, founder of the Washington Redskins, dies at his home at the age of 72.

A Winning Season Dec. 14, 1969	Redskins defeat New Orleans by score of 17-14 to insure their first winning season since 1955. Victory also keeps Coach Lombardi's record of never having coached a losing NFL team intact.
Lombardi Dies Sept. 3, 1970	The sports world is grieved by the death of Vincent T. Lombardi, Head Coach and Executive Vice President of the Redskins.
1,000-Yard Club Dec. 13, 1970	Larry Brown, on second offensive play of game with Eagles and needing 4 yards to break the 1,000 yard barrier, gains 12 yards to become the first Redskin in history to become a member of the 1,000-yard club.
NFL Rushing Leader Dec. 20, 1970	Larry Brown ends the season as the top rusher in the NFL with a total of 1125 yards in 237 attempts for a 4.7 avg. He is the first Redskin since Cliff Battles in 1937 to win an NFL rushing title.
Allen Hired Jan. 6, 1971	George Allen, winningest coach in the NFC, named Head Coach and General Manager.
A New Home June 2, 1971	Groundbreaking ceremonies for Redskins new home, Redskin Park, near Dulles Airport.
Coach of Year 1971	George Allen voted NFL and NFC "Coach of Year."
Future is Now 1971	Allen guides Redskins to most wins, 9 in 29 years with 9-4-1 record. First time in 26 years Redskins gained championship playoff game.
NFC Champions Super Bowl 1972	Redskins win first title in 30 years with a convincing 26-3 win over defending world champion Dallas Cowboys in RFK Stadium following 16-3 playoff victory over Green Bay. Redskins lose 14-7 to Miami in Super Bowl VII in the LA Coliseum.
Larry Brown - NFL "Player of Year" 1972	Larry Brown honored by all selections as NFL "Player of Year," wins NFC rushing title setting new Redskins rushing record with his 1,216 yards, his second over 1,000 year.
NFC Coach of Year 1972	For second year in a row, George Allen accorded "Coach of Year" honors.
Wild Card 1973	Redskins and Cowboys tied for best record in the NFC East, but Dallas wins division in tiebreaker based on better point differential of net 13 points.
4th Straight Playoffs 1974	For the fourth consecutive year, George Allen's "Over the Hill Gang" reach the playoffs.
All-time Receiver Dec. 21, 1975	Redskins wide receiver Charley Taylor becomes all-time reception leader in NFL history with 634th career catch against the Eagles in season's finale.
Jurgensen Retires May 1, 1975	Redskin quarterback Sonny Jurgensen retires after playing for 18 seasons in the NFL, 11 in a Redskin uniform.
Death Claims Milton King Jan. 23, 1976	Milton King, vice president and treasurer of the Redskins, dies at the age of 85.
Return to Playoffs 1976	By winning final four games, including wins at Dallas and at St. Louis, Redskins make playoffs for fifth time in six years under Allen.
Pardee Hired Jan. 24, 1978	Jack Pardee, former Redskin player and coach, named 16th head coach in Redskin history.
Presidential Visit Oct. 2, 1978	President Jimmy Carter became the second President to ever attend a regular season NFL game when he and Mrs. Carter, along with son Chip and wife Caron, see the

- Monday night Cowboy-Redskin clash.
- Off to the Races**
1978
By winning the first six games, including wins over rivals Dallas and St. Louis and playoff bound New England, the Redskins enjoy their best start in over 35 years.
- Good News, Bad News**
1979
The 10-6 record marked the ninth consecutive year Redskins finished .500 or better. Both the division title and wild card playoff game were lost in final seconds of final game in Dallas, 35-34.
- 100 Straight**
1980
Redskins extend NFL's longest consecutive streak of sellouts to 100, dating back to 1966.
- Gibbs Hired**
Jan. 13, 1981
Joe Gibbs, offensive coordinator of the San Diego Chargers, becomes the 17th head coach in Redskin history.
- Finishing Kick**
1981
Victorious in 8 of their final 11 games, Coach Gibbs and his Redskins set or tie 13 club records.
- Huff Inducted**
Aug. 7, 1982
Sam Huff, former Redskin linebacker and assistant coach, is inducted into the Pro Football Hall of Fame.
- A New Beginning**
Sept. 12, 1982
With the 0-5 start of a year ago, the 0-4 preseason fresh on everyone's mind, Mark Moseley lifts the burden with 26-yard overtime field goal to give the Redskins a victory over Philadelphia. Moseley had only minutes earlier sent the game into overtime with a 48-yarder.
- Strike!**
Sept. 21, 1982
The NFL players walk out in a strike that would last until Nov. 17. In all, eight games were missed, seven cancelled.
- Holy Moseley!**
Dec. 19, 1982
With time running out, with the game on the line, with an NFL record at stake, Mark Moseley beats the odds and the Giants by booting his 21st straight field goal in a snowy RFK Stadium. The kick breaks Garo Yepremian's record of 20 and gives the Redskins a 15-14 win. Also in the game, John Riggins becomes only the fifth back in NFL history to exceed 2,000 carries (Payton, Simpson, Brown, and Harris are the others).
- A Whitewash**
Jan. 2, 1983
For first time since 1980, the Redskins are on the right side of a shutout, whitewashing the Cardinals 28-0. Their 8-1 record is the best in the NFC, giving them home-field advantage throughout the playoffs. The 128 points given up by the Redskin defense is the fewest in the NFL.
- Hogs Take Their Bows**
Jan. 15, 1983
The celebrated Hogs create enough holes in the Minnesota Viking defense for Ground Hog John Riggins to plow for a Redskin playoff record of 185 yards, leading Washington to a 21-7 win and a spot in the NFC Championship. Before leaving the game, Riggins gallantly bows to the 54,000-plus Redskins faithful who roar in approval.
- Sweet revenge**
Jan. 22, 1983
The Redskins avenge their only loss of the season, setting back the Cowboys, 31-17, to reach their second Super Bowl, and first in ten years.
- Super Bowl Win!**
Jan. 30, 1983
By drowning the Dolphins 27-17 in Super Bowl XVII, the Redskins earn their first world title in 40 years. Their win streak reaches eight, and 15 of 16 and 20 of 24 over two seasons. Jack Kent Cooke accepts the Super Bowl Trophy from Commissioner Pete Rozelle in the locker room as MVP Riggins boasts, "Ron may be President, but for tonight I'm King." Coach Gibbs receives a congratulatory phone call from President Reagan. The Redskins' 12-1 record is the fifth best NFL mark in the last 50 years, and their best ever.
- Hails from the Chief**
Jan. 31, 1983
President and Mrs. Reagan are at Dulles Airport to greet the World Champion Redskins as they arrive back from California.
- Parade of Stars**
Feb. 2, 1983
The entire city of Washington celebrates as the Redskins are paraded before some 500,000 fans in a downtown ceremony amidst pouring rain. Coach Gibbs holds up the Super Bowl Trophy and proclaims, "This is for you."

- High Honors**
1983
- Joe Gibbs is named Coach of the Year. Mark Moseley is named NFL MVP by Associated Press, Joe Theismann Miller Man of the Year, and five Redskins (the most since 1972) are named to the Pro Bowl: Moseley, Theismann, Tony Peters, Charlie Brown, and Mike Nelms. Later, Bobby Beathard is named Executive of the Year. And Riggins, who had four straight 100-yard rushing playoff games, the first ever to do so, wins a car as Super Bowl MVP.
- Jurgensen to Mitchell**
July 30, 1983
- Former Redskin greats quarterback Sonny Jurgensen and receiver Bobby Mitchell are inducted into Pro Football's Hall of Fame.
- Monday Night Fever**
Oct. 17, 1983
- The Redskins lose 48-47, in the highest scoring game in Monday night football history. The Redskins and the Packers combine for over 1,000 yards total offense.
- The Diesel Keeps on Trucking**
Nov. 20, 1983
- John Riggins sets NFL record. His consecutive games with rushing touchdowns reaches 12 while notching his 19th touchdown of the year to tie that NFL mark. John's streak ends at 13 consecutive games while he goes on to establish an NFL record 24 touchdowns.
- Doomsday Showdown for Dallas**
Dec. 11, 1983
- Dressed in army fatigues, the Redskins marched into Dallas to do battle. The result was a convincing 31-10 victory and sole possession of first place in the NFC East. It was a game that saw Tony Dorsett held to 34 yards on 14 carries (one yard of five carries in the second half) and scores from four different Redskins.
- Alone on a Hill**
Dec. 17, 1983
- For the second year in a row the Redskins finished with the best record in the NFL. Their 31-22 victory over the Giants capped a remarkable 14-2 regular season. It is the first time in the history of the League that an NFC team has compiled so many victories.
- One-Two Punch**
1983
- Mark Moseley's NFL kick scoring record of 161 points, and Riggins' total of 144 points, top entire NFL. It is the first time since 1951 that the number one and two scorers played on the same team. Their total of 305 points surpasses the totals of eight other clubs.
- Ring Out the Rams**
Jan. 1, 1984
- The Redskins ring in the New Year by drubbing the L.A. Rams 51-7 in the most lopsided playoff in 26 years. Team sets or ties 13 club playoff marks with the 44-point margin of victory, the greatest in the 47-year history of the Redskins.
- Three of a Kind**
1985
- The 10 victories marks a third consecutive season the Redskins won 10 or more games, equalling a club best streak set from 1972-74. The 35 wins in those three seasons were a club record for the successes for a three-year period. Threes were also meaningful for offensive linemen Joe Jacoby and Russ Grimm, who each earned a third consecutive trip to the Pro Bowl. Receiver Art Monk (91 catches) was sent for second straight time.
- Happy Birthday**
Feb. 13, 1986
- The Washington Redskins entered their 50th season in the Nation's Capital, celebrating the franchise's move from Boston to Washington.
- Rally Ho**
Sept. 6, 1986
- Headed by Coach Ray Flaherty of the 1937 World Champions, former players and coaches gathered to kickoff the 1986 season.
- Little Mr. Big**
Oct. 27, 1986
- WR Gary Clark accounted for 241 receiving yards (on 11 catches) to break teammate Art Monk's club record on Monday Night TV.
- Showdown**
Nov. 23, 1986
- Anxious to avenge their first loss of 1986, the Redskins came out smokin' against Dallas. The 34-0 first half lead marked the most points the Cowboys had ever allowed in a single half of play. The Redskins 41-14 win were their most points ever against the Cowboys.
- Gibbs Gets #70**
Jan. 3, 1987
- Head Coach Joe Gibbs became the winningest coach in Redskin history gaining his 70th win as the team defeated the Bears 27-13 in a divisional playoff.
- A Giant Step**
Jan. 11, 1987
- With 15 new faces on the roster, the Washington Redskins played in their third NFC Championship game in five years.

Pro Bowlers, Again,
Feb. 1, 1987

Hogs Russ Grimm and Joe Jacoby returned to the Islands of Hawaii for the fourth consecutive season. Joined by Art Monk, Darrell Green, Gary Clark, Dexter Manley, and Jay Schroeder, the Redskins equalled a club record seven participants in the annual classic.

NFLPA Strike
1987

NFL players walk out following the second week of the regular season.

Perfect
Oct. 19, 1987

Redskin "replacement" players close out their season with a perfect 3-0 mark. Team holds on to defeat Dallas, 13-7, in Texas Stadium.

Relief Pitcher
Dec. 26, 1987

Quarterback Doug Williams connects on 11 of 22 for 217 yards and two TDs in Minnesota. The 27-24 overtime victory is highlighted by a Ricky Sanders 51-yard catch-and-run to force sudden death. Haji-Sheikh kicks the game winner.

The Bear Facts
Jan. 10, 1988

For the second time in two years, 'Skins travel to Chicago for Divisional Playoff. After trailing 14-0 in the second quarter, team rallies to win 21-17. Darrell Green provides the game-winning points on an electrifying 52-yard punt return, as Redskins advance to the NFC Championship Game for the fourth time in six seasons.

NFC Champs!
Jan. 17, 1988

Redskins are 17-10 victors over the Minnesota Vikings as Doug Williams connects with Gary Clark to break a 10-10 fourth quarter deadlock. Washington becomes the first team to advance to the Super Bowl three times in the 1980s.

World Champs!
Jan. 31, 1988

Twenty Super Bowl records are broken en route to 42-10 decision over the Denver Broncos. Quarterback Doug Williams is named the game's MVP as he connects on 18 of 29 for a record 340 yards. His four touchdown passes tie another record as team scores five times in five possessions in the second quarter alone.

100 Wins
Dec. 10, 1989

Joe Gibbs registered his 100th career win as head coach of the Redskins as the team defeated San Diego, 26-21. Only six other coaches reached 100 wins faster than Gibbs.

Monk Moves Up
Dec. 10, 1989

Art Monk moved into third place on the all-time NFL receiving list, ahead of friend and receivers coach Charley Taylor, in Washington's 26-21 win over the Chargers.

A Lion of a Comeback
Nov. 4, 1990

The Redskins equalled the greatest comeback in club history with a 41-38 overtime win at Detroit. Down by 21 points in the third quarter and 17 points entering the fourth, Jeff Rutledge rallied the Redskins by passing for 363 second-half yards (30-42). The game winning points came on a Chip Lohmiller 34-yards field goal in overtime.

700 Catches
Nov. 18, 1990

Art Monk became only the third player in NFL history to catch 700 passes when he hauled in four receptions against the Saints in RFK.

Ring in the
New Year
Jan. 5, 1991

The Redskins pushed their playoff record to 12-3 under Joe Gibbs with a solid team effort 20-6 win over the Eagles at Veterans Stadium.

Perfect Start
1991

For the first time in franchise history the Redskins opened the year with 11 straight victories.

One of the Best
1991

The Redskins became only the sixth team in NFL history to record 17-or-more wins in a single season by posting a 17-2 overall mark (best in team history).

Hog Protection
1991

In 16 games, the "Hogs" only allowed a league low and club record nine sacks. It was the third lowest total in NFL history.

A Class Act
Dec. 22, 1991

Art Monk becomes only the second player in NFL history to catch 800 passes when he caught five passes in the season finale at Philadelphia.

NFC Champs
Jan. 12, 1992

For the fourth time under Joe Gibbs, and for the fifth time in franchise history, the Redskins earned a berth in the Super Bowl with a 41-10 win over the Lions in the NFC title game.

World Champs!
Jan. 26, 1992

The Redskins claim their third Super Bowl win under Gibbs. The Skins knocked out Buffalo 37-24 and Mark Rypien was named Super Bowl MVP completing 18 passes and

Pro Bowl Record
Feb. 2, 1992

throwing two TDs. Gary Clark and Art Monk both caught seven passes, with Clark gaining 114 yards and one TD, and Monk adding 113 yards. Brad Edwards had two interceptions, and the defense sacked Bills QB Jim Kelly five times.

New Redskin Park
Opens
Aug. 24, 1992

The Redskins set a club record with eight players earning selection to the Pro Bowl. Jim Lachey and Darrell Green are named starters while Gary Clark, Chip Lohmiller, Charles Mann, Earnest Byner and Mark Schlereth also were named to the NFC squad.

Monk is #1
October 12, 1992

The Redskins move into their new training complex set on a picturesque 160 acres in Loudoun County, Virginia. The building is over 70,000 square feet to compliment four practice fields.

Art Monk becomes the NFL's all-time leading pass receiver against the Broncos on Monday Night in Week 5. His 820th career catch was a 10-yarder with 3:12 remaining in the 4th quarter.

Joe Gibbs Resigns
March 5, 1993

After 12 seasons guiding the Redskins to four Super Bowls, three Super Bowl championships, a 16-5 playoff mark and a 140-65 career record, Joe Gibbs steps down as head coach of the Washington Redskins.

Turner Hired
Feb. 2, 1994

Norv Turner, offensive coordinator of the Dallas Cowboys, becomes the 19th head coach in Redskins history.

Coleman Becomes All-
Time Leader
Oct. 9, 1994

Linebacker Monte Coleman plays in his 206th career game as a Redskin breaking Art Monk's team record for games played. Monte, tied with Sammy Baugh for most seasons as a Redskin with 16, ended his career with 216 games played.

Pro Bowl Redskins
Feb. 5, 1994

Linebacker Ken Harvey and punter Reggie Roby earned selection the NFC squad. Harvey led the NFC in sacks with 13.5 and Roby became the first Redskin punter selected to the Pro Bowl since Sam Baker in 1958.



HALL OF FAMERS



Cliff Battles

Since the Hall of Fame opened its doors in Canton, Ohio on September 7, 1963, 180 NFL players/coaches/administrators have been inducted for enshrinement into the Hall of Fame. The 18 Redskins enshrined in the Hall are the fourth most of any team.

Cliff Battles (West Virginia Wesleyan), RB, 1932-37, Inducted in 1968

Sammy Baugh (TCU), QB, 1937-52, Charter Member in 1963

Bill Dudley (Virginia), RB, 1950-51, 53, Inducted in 1966

Turk Edwards (Washington State), T, 1932-40, Inducted in 1969

Ray Flaherty (Gonzaga), Coach, 1937-42, Inducted in 1976

Otto Graham (Northwestern), Coach, 1966-68, Inducted in 1965

Ken Houston (Prairie View), S, 1973-80, Inducted in 1986

Sam Huff (West Virginia), LB-Coach, 1964-67, 69, Inducted in 1982

David (Deacon) Jones (Mississippi Vocational), DE, 1974, Inducted in 1980

Stan Jones (Maryland), DT, 1966, Inducted in 1991

Christian (Sonny) Jurgensen (Duke), QB, 1964-74, Inducted in 1983

Earl (Curly) Lambeau (Notre Dame), Coach, 1952-53, Charter Member in 1963

Vince Lombardi (Fordham), Coach, 1969, Inducted in 1971

George Preston Marshall, Founder of Redskins, Charter Member in 1963

Wayne Millner (Notre Dame), End, 1936-41, 45, Inducted in 1968

Bobby Mitchell (Illinois), RB/KR, 1962-68, Inducted in 1983

John Riggins (Kansas), RB, 1976-79, 81-85, Inducted in 1992

Charley Taylor (Arizona State), WR, 1964-77, Inducted in 1984



John Riggins



Bobby Mitchell

A Special Team

Six members of the 1937 World Champion Washington Redskins are in the Pro Football Hall of Fame in Canton, Ohio.

George Preston Marshall, Owner

Ray Flaherty, Coach

Sammy Baugh, Quarterback

Cliff Battles, Running Back

Turk Edwards, Tackle

Wayne Millner, End

HONOR ROLL



A	
Absher, Dick, LB, Maryland.....	1967
Adams, John, T, Notre Dame.....	1945-49
Adams, Willie, LB, New Mexico State.....	1965-66
Adickes, Mark, G, Baylor.....	1990-1991
Aducci, Nick, B, Nebraska.....	1954-55
Aguirre, Joe, E, St. Mary's (CA).....	1941, 1943-45
Akins, Frank, B, Washington State.....	1943-46
Alban, Dick, B, Northwestern.....	1952-55
Aldrich, Ki, C, TCU.....	1941-43, 1945-46
Alford, Bruce, K, TCU.....	1967
Allen, Gerry, B, Nebraska-Omaha.....	1967-69
Allen, John, C, Purdue.....	1955-58
Alston, Mack, TE, Maryland State.....	1970-72
Ananis, Vito, B, Boston College.....	1945
Anderson, Bill, E, Tennessee.....	1958-63
Anderson, Bob, RB, Colorado.....	1975
Anderson, Bruce, E, Willamette.....	1970
Anderson, Erick, LB, Michigan.....	1994
Anderson, Gary, G, Stanford.....	1980
Anderson, Stuart, LB, Virginia.....	1982-85
Anderson, Terry, WR, Bethune-Cookman.....	1978
Andrako, Steve, C, Ohio State.....	1940-41
Apsit, Megs, B, USC.....	1933
Archer, David, QB, Iowa State.....	1988
Arenz, Arnie, LB, St. Louis.....	1934
Acri, Obed, K, Clemson.....	1987
Arneson, Jim, G, Arizona.....	1975
Arnold, Walt, TE, New Mexico.....	1984
Artman, Corrie, T, Stanford.....	1932
Atkeson, Dale, B, No College.....	1954-56
Atkins, Pervis, RB, New Mexico State.....	1964
Atkinson, Jess, K, Maryland.....	1986-87
Audet, Earl, T, USC.....	1945
Aveni, John, K, Indiana.....	1961
Avery, Don, T, USC.....	1946-47
Avery, Jim, E, Northern Illinois.....	1966
B	
Bacon, Coy, DE, Jackson State.....	1978-81
Badaczewski, John, G, Western Reserve.....	1949-51
Badanjek, Rick, RB, Maryland.....	1986
Badgar, Steve, RB, Notre Dame.....	1945-46, 1948
Bagdon, Ed, G, Michigan State.....	1952
Baker, Sam, K, Oregon State.....	1953, 1956-59
Baltzell, Vic, DB, Southwestern (Kan.).....	1935
Bandy, Don, G, Tulsa.....	1967-68
Banks, Carl, LB, Michigan State.....	1993
Banks, Willie, G, Alcorn A&M.....	1968-69
Banta, Jack, RB, USC.....	1941
Barber, Ernie, C, San Francisco.....	1945
Barber, Jim T, San Francisco.....	1935-41
Barfoot, Ken, E, Virginia Tech.....	1968
Barfield, Ken, T, Mississippi.....	1954
Barker, Ed, E, Washington State.....	1954
Barker, Tony, LB, Rice.....	1992
Barnes, Billy Ray, RB, Wake Forest.....	1962-63
Barnes, Walt, DT, Nebraska.....	1966-68
Barnett, Doug, DE, Azusa Pacific.....	1985
Barnett, Steve, T, Oregon.....	1964
Barnhardt, Tom, P, North Carolina.....	1988
Barni, Roy, B, San Francisco.....	1955-56
Barnwell, Malcolm, WR, Virginia Union.....	1985
Barrington, Tom, B, Ohio State.....	1966
Barry, Paul, B, Tulsa.....	1953
Bartkowski, Steve, QB, California.....	1985
Bartos, Hank, G, North Carolina.....	1938
Bartos, Joe, B, Navy.....	1950
Bass, Mike, CB, Michigan.....	1969-75
Bassi, Dick, G, Santa Clara.....	1937
Battles, Cliff, B, West Virginia Wesleyan.....	1932-37
Baugh, Sam, QB, TCU.....	1937-52
Baughan, Maxie, LB, Georgia Tech.....	1971
Bausch, Frank (Pete), C, Kansas.....	1934-36
Bayless, Martin, S, Bowling Green.....	1994
Beasley, Tom, DL, Virginia Tech.....	1984-86
Beatty, Ed, C, Mississippi.....	1961
Beban, Gary, QB, UCLA.....	1968-69
Bedore, Tom, G, No College.....	1944
Beinor, Ed, T, Notre Dame.....	1942
Bell, Coleman, TE, Miami.....	1994
Bell, William, RB, Georgia Tech.....	1994
Benish, Dan, DT, Clemson.....	1987
Benson, Cliff, TE, Purdue.....	1987
Berrang, Ed, E, Villanova.....	1949-52
Berschert, Merve, G, Illinois.....	1954-55
Bigby, Keiron, WR, Brown.....	1987
Biggs, Verlon, DE, Jackson State.....	1971-75
Bingham, Guy, C, Montana.....	1992-93
Birlem, Keith, B, San Jose State.....	1939
Boensch, Fred, G, Stanford.....	1947-48
Boll, Don, T, Nebraska.....	1953-59
Bond, Chuck, T, Washington.....	1937-38
Bond, Randal, B, Washington.....	1938
Bonner, Brian, LB, Minnesota.....	1989
Bosch, Frank, DT, Colorado.....	1968-70
Bosseler, Don, B, Miami.....	1957-64
Bostic, Jeff, C, Clemson.....	1980-93
Boswell, Ben, T, TCU.....	1934
Boutte, Marc, DT, LSU.....	1994
Bowles, Todd, S, Temple.....	1986-90, 92-93
Boykin, Deral, S, Louisville.....	1994
Braatz, Tom, DE, Marquette.....	1957-59
Bradley, Harold, E, Elon.....	1938
Bragg, Mike, P, Richmond.....	1968-79
Branch, Reggie, RB, East Carolina.....	1985-89
Brandes, John, TE, Cameron.....	1990-92
Brantley, John, LB, Georgia.....	1992-93
Breeding, Ed, LB, Texas A&M.....	1967-68
Breedlove, Rod, LB, Maryland.....	1960-64
Brewer, Homer, B, Mississippi.....	1960
Briggs, Bill, DE, Iowa.....	1966-67
Briggs, Bob, B, Central Oklahoma State.....	1965
Brizl, Darrick, G, Oregon State.....	1987
Brito, Gene, DE, Loyola (CA).....	1951-53, 1955-58
Britt, Ed, B, Holy Cross.....	1937
Britt, Oscar, G, Mississippi.....	1946
Brooks, Perry, DT, Southern.....	1978-84
Brooks, Reggie, RB, Notre Dame.....	1993-94
Brown, Buddy, G, Arkansas.....	1951-52
Brown, Charlie, WR, South Carolina State.....	1982-84
Brown, Dan, E, Villanova.....	1950
Brown, Eddie, S, Tennessee.....	1975-77
Brown, Hardy, LB, Tulsa.....	1950

Brown, Larry, RB, Kansas State.....	1969-76
Brown, Ray, T, Arkansas State.....	1989-94
Brown, Tom, DB, Maryland.....	1969
Brueckman, Charley, C, Pittsburgh.....	1958
Brundige, Bill, DE, Colorado.....	1970-77
Brunet, Bob, RB, Louisiana Tech.....	1968, 1970-77
Bryant, Kelvin, RB, North Carolina.....	1986-88, 1990
Bryant, Trent, CB, Arkansas.....	1981
Buck, Jason, DE, BYU.....	1991-93
Budd, Frank, WR, Villanova.....	1963
Buggs, Danny, WR, West Virginia.....	1976-79
Bukich, Rudy, QB, USC.....	1957-58
Buksar, George, B, Purdue.....	1951-52
Bunch, Derek, LB, Michigan State.....	1987
Burks, Shawn, LB, LSU.....	1986
Burkus, Carl, T, George Washington.....	1948
Burman, George, G, Northwestern.....	1971-72
Burmeister, Danny, S, North Carolina.....	1987
Burrell, John, WR, Rice.....	1966-67
Busch, Sam, E, Ohio State.....	1936
Butkus, Carl, T, George Washington.....	1948
Butsko, Harry, LB, Maryland.....	1963
Butz, Dave, DT, Purdue.....	1975-88
Byner, Earnest, RB, East Carolina.....	1989-93

C

Cafego, George, QB, Tennessee.....	1943
Caldwell, Ravin, LB, Arkansas.....	1987-92
Campiglio, Bob, B, W. Liberty State.....	1933
Campofreda, Nick, C, Western Maryland.....	1944
Campora, Don, T, Pacific.....	1953
Caravello, Joe, TE, Tulane.....	1987-88
Carlson, Mark, T, S. Connecticut State.....	1987
Carpenter, Brian, CB, Michigan.....	1983-84
Carpenter, Preston, E, Arkansas.....	1964-66
Carr, Jim, LB, Morris Harvey.....	1964-65
Carroll, Jim, LB, Notre Dame.....	1966-68
Carroll, Leo, DE, San Diego State.....	1969-70
Carroll, Vic, T, Nevada.....	1936-42
Carson, John, E, Georgia.....	1954-59
Carter, Toni, CB, Notre Dame.....	1993-94
Casares, Rick, RB, Florida.....	1965
Caster, Rich, TE, Jackson State.....	1981-82
Castiglia, Jim, B, Georgetown.....	1947-48
Cherne, Hal, T, DePaul.....	1933
Cherry, Raphael, S, Hawaii.....	1985
Cheverko, George, B, Ohio State.....	1948
Christensen, Erik, E, Richmond.....	1956
Churchwell, Don, T, Mississippi.....	1959
Cichowski, Gene, B, Indiana.....	1958-59
Cifers, Ed, E, Tennessee.....	1941-42, 1946
Clair, Frank, E, Ohio State.....	1941
Claitt, Rickey, FB, Bethune-Cookman.....	1980-81
Clark, Algy, DB, Ohio State.....	1932
Clark, Gary, WR, James Madison.....	1985-92
Clark, Jim, G, Oregon.....	1952-53
Clark, Mike, DE, Florida.....	1981
Clay, Billie, B, Mississippi.....	1966
Clay, Ozzie, B, Iowa State.....	1964
Clifton, Gregory, WR, Johnson C. Smith.....	1993
Cloud, John, B, William & Mary.....	1952-53
Cochran, Tom, B, Auburn.....	1949
Cofar, Joe, S, Tennessee.....	1987
Coffey, Ken, S, SW Texas State.....	1983-86
Coia, Angelo, WR, USC.....	1964-65
Coleman, Greg, P, Florida A&M.....	1988
Coleman, Monte, LB, Central Arkansas.....	1979-94
Collier, Jim, E, Arkansas.....	1963
Collins, Andre, LB, Penn State.....	1990-94
Collins, Paul, (Rip), E, Pittsburgh.....	1932-35
Collins, Shane, DE, Arizona State.....	1992-94
Concannon, Rick, G, NYU.....	1934-36
Condit, Merle, B, Carnegie Tech.....	1945
Conklin, Cary, QB, Washington.....	1990-93
Conkright, Bill, C, Oklahoma.....	1943
Connell, Mike, P, Cincinnati.....	1980-81
Copeland, Anthony, LB, Louisville.....	1987
Copeland, Danny, S, Eastern Kentucky.....	1991-93
Corbitt, Don, C, Arizona.....	1948
Coupee, Al, B, Iowa.....	1946
Cowne, John, C, Virginia Tech.....	1987
Cox, Bill, B, Duke.....	1951-52, 1955
Cox, Steve, P, Arkansas.....	1985-88
Coyle, Eric, C, Colorado.....	1987-88
Crabb, Claude, CB, Colorado.....	1962-63
Crane, Dennis, DT, USC.....	1968-69
Crisler, Harold, E, San Jose State.....	1948-49
Crissy, Cris, WR, Princeton.....	1981
Crotcheck, Don, G, Indiana.....	1965-66
Cronan, Peter, LB, Boston College.....	1981-85
Cronin, Gene, DE, Pacific.....	1961-62
Crossan, Dave, C, Maryland.....	1965-69
Crotty, Jim, B, Notre Dame.....	1960-61
Crow, Orien, C, Haskell Indian School.....	1933-34
Cudzik, Walt, C, Purdue.....	1954
Cunningham, Doug, RB, Mississippi.....	1974
Cunningham, Jim, RB, Pittsburgh.....	1961-63
Curtis, Bobby, LB, Savannah State.....	1987
Curtis, Mike, LB, Duke.....	1977-78
Curtis, Travis, S, West Virginia.....	1988, 1991
Cvercko, Andy, G, Northwestern.....	1963

D

Dale, Roland, E, Mississippi.....	1950
Daniels, Calvin, LB, North Carolina.....	1986
Darre, Bernie, G, Tulane.....	1961
Davidson, Ben, DT, Washington.....	1962-63
Davis, Andy, B, George Washington.....	1952
Davis, Brian, CB, Nebraska.....	1987-90
Davis, Fred, T, Alabama.....	1941-42, 1945
Davis, Jack, G, Maryland.....	1959
Davis, Wayne, DB, Indiana State.....	1989-90
Davlin, Mike, T, San Francisco.....	1955
Day, Eagle, QB, Mississippi.....	1959-60
Deal, Rufus, B, Auburn.....	1942
Dean, Fred, G, Texas Southern.....	1978-82
Dean, Vernon, CB, San Diego State.....	1982-87
DeCarlo, Art, DB, Georgia.....	1956-57
DeCorvont, Bill, B, Northwestern.....	1945
Dee, Bob, DE, Holy Cross.....	1957-58
Deeks, Don, T, Washington.....	1947
DeFrance, Chris, WR, Arizona State.....	1979
DeFruiter, Bob, B, Nebraska.....	1945-47
Dekker, Al, WR, Michigan State.....	1963
Deloplain, Jack, RB, Salem College.....	1978
Dennison, Glenn, TE, Miami.....	1987
Denson, Moses, RB, MD Eastern Shore.....	1974-75
DeMaio, Al, C, Duquesne.....	1945-53
Dess, Darrell, G, North Carolina State.....	1965-66
Didier, Clint, TE, Portland State.....	1982-87

Didion, John, LB, Oregon State.....	1969-70
Doll, Don, DE, USC.....	1953
Donnalley, Rick, C, North Carolina.....	1984-85
Doolan, John, B, Georgetown.....	1945
Dorow, Al, QB, Michigan State.....	1954-56
Dow, Ken, B, Oregon State.....	1941
Dowda, Harry, DB, Wake Forest.....	1949-53
Dowler, Boyd, WR, Colorado.....	1971
Drazenovich, Chuck, LB, Penn State.....	1950-59
Dubinetz, Greg, G, Yale.....	1979
DuBois, Phil, TE, San Diego State.....	1979-80
Duckworth, Joe, E, Colgate.....	1947
Dudley, Bill, RB, Virginia.....	1950-51, 1953
Dugan, Fred, WR, Dayton.....	1961-63
Duich, Steve, G, San Diego State.....	1969
Duncan, Leslie, DB, Jackson State.....	1971-73
Dunn, Coyle, B, USC.....	1943
Dunn, K.D., TE, Clemson.....	1987
Dupard, Reggie, RB, SMU.....	1989-90
Dusek, Brad, LB, Texas A&M.....	1974-81
Dwyer, Jack, DB, Loyola (CA).....	1951
Dye, Les, E, Syracuse.....	1944-45
Dyer, Henry, RB, Grambling.....	1969-70

E

Ecker, Enrique, T, John Carroll.....	1952
Edwards, Brad, S, South Carolina.....	1990-93
Edwards, Turk, T, Washington State.....	1932-40
Edwards, Weldon, T, TCU.....	1948
Eilers, Pat, DB, Notre Dame.....	1992-94
Elewonibi, Moe, T, BYU.....	1990-93
Ellard, Henry, WR, Fresno State.....	1994
Elliott, Matt, C, Michigan.....	1992
Ellstrom, Marv, B, Oklahoma.....	1943
Ellstrom, Swede, FB, Oklahoma.....	1934
Elmore, Doug, DB, Mississippil.....	1962
Elter, Leo, RB, Duquesne.....	1955-57
Erhardt, Clyde, C, Georgia.....	1946-49
Erickson, Carl, C, Washington.....	1938-39
Erwins, Ricky, RB, USC.....	1991-94
Etherly, David, CB, Portland State.....	1987
Evans, Charles, RB, USC.....	1974
Evans, Reggie, RB, Richmond.....	1983

F

Fanucci, Mike, DE, Arizona State.....	1972
Farkas, Andy, FB, Detroit.....	1938-44
Farman, Dick, G, Washington State.....	1939-43
Farmer, Tom, B, Iowa.....	1947-48
Faulkner, Jeff, DE, Southern.....	1993
Feagin, Tom, G, Houston.....	1963
Felber, Nip, E, North Dakota.....	1932
Felton, Ralph, LB, Maryland.....	1954-60
Ferris, Neil, DB, Loyola (CA).....	1951-52
Filchock, Frank, QB, Indiana.....	1938-41, 1944-45
Fiorentino, Al, G, Boston College.....	1943-44
Fischer, Pat, CB, Nebraska.....	1968-77
Fisher, Bob, T, USC.....	1940
Flick, Tom, QB, Washington.....	1981
Foltz, Vernon, C, St. Vincent's.....	1944
Forté, Ike, RB, Arkansas.....	1978-80
Frahm, Dick, B, Nebraska.....	1935
Frain, Todd, TE, Nebraska.....	1986
Francis, Dave, FB, Ohio State.....	1963
Frankian, Ike, E, St. Mary's.....	1933

Frazier, Frank, G, Miami.....	1987
Freeman, Bob, DB, Auburn.....	1962
Frerrote, Gus, QB, Tulsa.....	1994
Friesz, John, QB, Idaho.....	1994
Fritsch, Ted, C, St. Norbert.....	1976-79
Fryer, Brian, WR, Alberta (Canada).....	1976-78
Fugett, Jean, TE, Amherst.....	1976-79
Fuleher, Bill, G, Georgia Tech.....	1956-58
Fuller, Larry, B, No College.....	1944-45

G

Gaffney, Jim, B, Tennessee.....	1945-46
Gage, Steve, S, Tulsa.....	1987-88
Gannon, Rich, QB, Delaware.....	1993
Garner, Dwight, RB, California.....	1986
Garrett, Alvin, WR, Angelo State.....	1981-84
Garzon, Mike, B, USC.....	1947
Geathers, James, DT, Wichita State.....	1990-92
Gentry, Lee, B, Tulsa.....	1941
German, Jim, QB, Centre College.....	1939
Gesek, John, C, Cal State Sacramento.....	1994
Giaquinto, Nick, RB, Connecticut.....	1981-83
Gibson, Alec, DT, Illinois.....	1987
Gibson, Joe, B, Tulsa.....	1943
Gilmer, Harry, QB, Alabama.....	1948-52, 1954
Glick, Gary, DB, Colorado A&M.....	1959-61
Gob, Art, E, Pittsburgh.....	1959-60
Gogolak, Charlie, K, Princeton.....	1966-68
Goodburn, Kelly, P, Emporia State.....	1990-93
Goode, Bob, RB, Texas A&M.....	1949-51, 1954-55
Goodnight, Clyde, E, Tulsa.....	1949-50
Goodyear, John, B, Marquette.....	1942
Goosby, Tom, G, Baldwin-Wallace.....	1966
Gouveia, Kurt, LB, BYU.....	1987-94
Graf, Dave, LB, Penn State.....	1981
Graf, Rick, LB, Wisconsin.....	1993
Graham, Don, LB, Penn State.....	1989
Grant, Alan, CB, Stanford.....	1994
Grant, Bob, LB, Wake Forest.....	1971
Grant, Darryl, DT, Rice.....	1981-90
Grant, Frank, WR, S, Colorado State.....	1973-78
Gray, Bill, G, Oregon State.....	1947-48
Green, Durrell, CB, Texas A&I.....	1983-94
Green, Tony, RB, Florida.....	1978
Griffin, Keith, RB, Miami.....	1984-88
Grimm, Dan, C, Colorado.....	1969
Grimm, Russ, G, Pittsburgh.....	1981-91
Guglielmi, Ralph, QB, Notre Dame.....	1955, 1958-60
Gulledge, David, FS, Jacksonville State.....	1992
Gundlach, Herman, G, Harvard.....	1935

H

Hackbart, Dale, DB, Wisconsin.....	1961-63
Hageman, Fred, C, Kansas.....	1961-64
Haight, Mike, T, Iowa.....	1992
Haines, Kris, WR, Notre Dame.....	1979
Haji-Sheikh, Ali, K, Michigan.....	1987
Haley, Dick, DB, Pittsburgh.....	1959-60
Hall, Galen, QB, Penn State.....	1962
Hall, Windlan, DB, Arizona State.....	1977
Hamel, Dean, DT, Tulsa.....	1985-88
Hamilton, Rick, LB, Central Florida.....	1993-94
Hamilton, Steve, DE, East Carolina.....	1985-88
Hamlin, Gene, C, Western Michigan.....	1970
Hammond, Bobby, RB, Morgan State.....	1979-80

- Hanburger, Chris, LB, North Carolina1965-78
 Hancock, Mike, TE, Idaho State1973-75
 Hanna, Zip, G, South Carolina1945
 Hansen, Ron, G, Minnesota1954
 Harbour, Dave, C, Illinois1988-89
 Hardeman, Buddy, RB, Iowa State1979-80
 Hare, Cecil, FB, Gonzaga1941-42, 1945
 Hare, Ray, QB, Gonzaga1940-43
 Harlan, Jim, T, Howard Payne1978
 Harmon, Clarence, RB, Mississippi State1977-82
 Harold, George, B, Allen1968
 Harraway, Charley, RB, San Jose State1969-73
 Harris, Don, S, Rutgers1978-79
 Harris, Hank, G, Texas1947-48
 Harris, Jim, DB, Howard Payne1970
 Harris, Joe, LB, Georgia Tech1977
 Harris, Rickie, DB, Arizona1965-70
 Harrison, Kenny, WR, SMU1980
 Harry, Carl, WR, Utah1989, 92
 Hart, Jim, QB, Southern Illinois1984
 Hartley, Howard, B, Duke1948
 Hartman, Bill, B, Georgia1938
 Harvey, Ken, LB, California1994
 Harvin, Allen, RB, Cincinnati1987
 Hatcher, Ron, FB, Michigan State1962
 Hauss, Len, C, Georgia1964-77
 Haws, Kurt, TE, Utah1994
 Hayden, Ken, C, Arkansas1943
 Hayes, Jeff, P, North Carolina1982-85
 Haymond, Alvin, DB, Southern1972
 Haynes, Hall, DB, Santa Clara1950, 1953-55
 Haynes, Reggie, TE, UNLV1978
 Hazelwood, Ted, T, North Carolina1953
 Heath, Leon, FB, Oklahoma1951-53
 Hecker, Norb, DB, Baldwin-Wallace1955-57
 Heenan, Pat, E, Notre Dame1960
 Hegarty, Bill, T, Villanova1960
 Heinz, Bob, DT, Pacific1978
 Hendershot, Larry, LB, Arizona State1967
 Henderson, Jon, WR, Colorado State1970
 Hendren, Bob, T, USC1949-51
 Hennessey, Jerry, DE, Santa Clara1952-53
 Hermeling, Terry, T, Nevada1970-80
 Hernandez, Joe, WR, Arizona1964
 Hickman, Dallas, DE, California1976-81
 Hickman, Donnie, G, USC1978
 Hill, Calvin, RB, Yale1976-77
 Hill, Irv, B, Trinity1933
 Hill, Nate, DE, Auburn1989
 Hitchcock, Ray, C, Minnesota1987
 Hoage, Terry, S, Georgia1991
 Hobbs, Stephen, WR, North Alabama1990-92
 Hochertz, Martin, DE, Southern Illinois1993
 Hodgson, Pat, TE, Georgia1966
 Hoffman, Bob, QB, USC1940-41
 Hoffman, John, DE, Hawaii1969-70
 Hokuf, Steve, B, Nebraska1933-35
 Hollar, John, B, Appalachian State1948-49
 Hollinquest, Lamont, LB, USC1993-94
 Holloway, Derek, WR, Arkansas1986
 Holly, Bob, QB, Princeton1982-83
 Holman, Walter, RB, West Virginia State1987
 Holman, Willie, DE, South Carolina State1973
 Holmer, Walt, B, Northwestern1933
 Horner, Sam, B, VMI1960-61
 Horstmann, Roy, FB, Purdue1933
 Horton, Ethan, TE, North Carolina1994
 Houghton, Jerry, T, Washington State1950
 Houston, Ken, S, Prairie View1973-80
 Houston, Walt, G, Purdue1955
 Hover, Don, LB, Washington State1978-79
 Howard, Desmond, WR, Michigan1992-94
 Howell, Dixie, B, Alabama1937
 Hudson, Bob, G, Clemson1959
 Huff, Ken, G, North Carolina1983-85
 Huff, Sam, LB, West Virginia1964-67, 1969
 Hughley, George, FB, Central Oklahoma State1965
 Hull, Mike, RB, USC1971-74
 Humphries, Stan, QB, NE Louisiana1989-91
 Huntington, Greg, C, Penn State1993
 Hunter, Bill, DB, Syracuse1965
 Hurley, George, G, Washington State1932-33
 Hyatt, Fred, WR, Auburn1973
- I
- Imhof, Martin, DE, San Diego State1974
 Intrieri, Marne, G, Loyola, Md.1933-34
 Irwin, Don, FB, Colgate1936-39
 Izo, George, QB, Notre Dame1961-64
- J
- Jackson, Charles, S, Texas Tech1987
 Jackson, Leroy, RB, Western Illinois1962-63
 Jackson, Steve, LB, Texas-Arlington1966-67
 Jackson, Trenton, WR, Illinois1967
 Jackson, Wilbur, FB, Alabama1980-82
 Jacobs, Jack, QB, Oklahoma1946
 Jacoby, Joe, T/G, Louisville1981-93
 Jaffurs, John, G, Penn State1946
 Jagielski, Harry, T, Indiana1956
 James, Dick, RB, Oregon1956-63
 Janowicz, Vic, B, Ohio State1954-55
 Jaqua, Jon, S, Lewis & Clark1970-72
 Jefferson, Roy, WR, Utah1971-76
 Jencks, Bob, K/E, Miami (OH)1965
 Jenkins, Jacque, FB, Vanderbilt1943, 1946
 Jenkins, James, TE, Rutgers1991-94
 Jenkins, Ken, RB, Bucknell1985-86
 Jessie, Tim, RB, Auburn1987
 Johnson, AJ, SW Texas State1989-94
 Johnson, Billy, WR, Widener1988
 Johnson, Dennis, DT, Delaware1974-77
 Johnson, Jimmie, TE, Howard1989-91
 Johnson (Howard), Joe, WR, Notre Dame1989-91
 Johnson, Larry, C, Haskell Indian1933-35, 1944
 Johnson, Mitch, T, UCLA1966-68, 1972
 Johnson, Randy, QB, Texas A&I1975-76
 Johnson, Richard, WR, Colorado1987
 Johnson, Sidney, CB, California1990-92
 Johnson, Tim, DT, Penn State1990-94
 Johnson, Tré, T, Temple1994
 Johnston, Jim, B, Washington1939-40
 Jones, Anthony, TE, Wichita State1984-88
 Jones, Chuck, E, George Washington1955
 Jones, David, C, Texas1987
 Jones, Deacon, DE, Mississippi Vocational1974
 Jones, Harvey, B, Baylor1947
 Jones, Jimmie, DE, Wichita State1971-73
 Jones, Joe, DE, Tennessee State1979-80
 Jones, Larry, WR, NE Missouri State1974-77

Jones, Melvin, G. Houston	1981
Jones, Stan, DT, Maryland	1966
Jordan, Curtis, FS, Texas Tech	1981-86
Jordan, Jeff, RB, Washington	1971-72
Junker, Steve, E, Xavier	1961-62
Junkin, Trey, LB, Louisiana Tech	1984
Jurgensen, Sonny, QB, Duke	1964-74
Justice, Charlie, RB, North Carolina	1950, 1952-54
Justice, Ed, B, Gonzaga	1936-42
Juzwik, Steve, B, Notre Dame	1942

K

Kahn, Ed, G, North Carolina	1935-37
Kalaniuvatu, Alai, G, Oregon State	1994
Kamp, Jim, T, Oklahoma City	1933
Kammerer, Carl, DE, Pacific	1963-69
Kane, Rick, RB, San Jose State	1984
Kantor, Joe, RB, Notre Dame	1966
Karamatic, George, B, Gonzaga	1938
Karas, Emil, E, Dayton	1959
Karcher, Jim, G, Ohio State	1936-39
Karras, Lou, T, Purdue	1950-51
Karras, Ted, DT, Northwestern	1987
Katrishen, Mike, T, Southern Mississippi	1948-49
Kaufman, Mel, LB, Cal Poly SLO	1981-88
Kawal, Ed, C, Illinois	1937
Keating, Chris, LB, Maine	1985
Keenan, Jack, T, South Carolina	1944-45
Kebr, Rick, G, Carthage	1987-88
Kelley, Gordon, LB, Georgia	1962-63
Kelly, John, T, Florida A&M	1966-67
Kennally, Gus, E, St. Boneventure	1932
Kerr, Jim, DB, Penn State	1961-62
Khayat, Bob, K, Mississippi	1960, 1962-63
Khayat, Ed, DT, Tulane	1957, 1962-63
Kiick, Jim, RB, Wyoming	1977
Kilmer, Bill, QB, UCLA	1971-78
Kimball, Bruce, G, Massachusetts	1983-84
Kimble, Garry, CB, Sam Houston State	1987
Kimmel, J.D., T, Houston	1955-56
Kimmel, John, LB, Colgate	1987
Kincaid, Jim, B, South Carolina	1954
Kirk, Randy, LB, San Diego State	1990
Knight, Curt, K, Coast Guard	1969-73
Koch, Markus, DE, Boise State	1986-91
Koniszewski, John, T, Geo. Wash.	1945-46, 1948
Kopay, Dave, RB, Washington	1969-70
Kovatch, John, E, Notre Dame	1942-46
Krakoski, Joe, B, Illinois	1961
Krakoski, Joe, LB, Washington	1988
Krause, Max, FB, Gonzaga	1937-40
Krause, Paul, DB, Iowa	1964-67
Krause, Red, C, St. Louis	1938
Kresky, Joe (Mink), G, Wisconsin	1932
Kreuger, Al, RB, USC	1941-42
Krouse, Ray, T, Maryland	1960
Kruczek, Mike, QB, Boston College	1980
Kubin, Larry, LB, Penn State	1982-84
Kuchta, Frank, C, Notre Dame	1959
Kupp, Jake, G, Washington	1966
Kuziel, Bob, G, Pittsburgh	1975-80

L

Laaveg, Paul, G, Iowa	1970-75
Lachey, Jim, T, Ohio State	1988-94

Lane, Skip, S, Mississippi	1987
Lapka, Ted, E, St. Ambrose	1943-44, 1946
LaPresta, Benny, B, St. Louis	1933
Larson, Bill, TE, Colorado State	1977
Larson, Pete, RB, Cornell	1967-68
Lasse, Dick, LB, Syracuse	1960-61
Lathrop, Kit, DT, Arizona State	1987
Laster, Donald, T, Tennessee State	1982-83
Laufenberg, Babe, QB, Indiana	1983-85
Lavender, Joe, CB, San Diego State	1976-82
Law, Dennis, WR, East Tennessee State	1979
Lawrence, Don, T, Notre Dame	1959-61
LeBaron, Eddie, QB, Pacific	1952-53, 1955-59
Lemek, Ray, T, Notre Dame	1957-61
Lennan, Reid, G, No College	1945
Leon, Tony, G, Alabama	1943
Lewis, Dan, RB, Wisconsin	1965
Liebenstein, Todd, DE, UNLV	1982-85
Lipscomb, Paul, T, Tennessee	1950-54
Livingston, Howie, B, Fullerton JC	1948-50
Lockett, J.W., B, Central Oklahoma State	1964
Lohmiller, Chip, K, Minnesota	1988-94
Lolatai, Al, G, Weber State	1945
Long, Bob, WR, Wichita State	1969
Lookabaugh, John, E, Maryland	1946-47
Looney, Joe Don, RB, Oklahoma	1966-67
Lorch, Karl, DT, USC	1976-81
Love, John, WR, North Texas State	1967
Lowe, Gary, B, Michigan State	1956-57
Lowry, Quentin, LB, Youngstown State	1981-83
Luce, Law, B, Penn State	1961
Lynch, Dick, B, Notre Dame	1958

M

MacAfee, Ken, E, Alabama	1959
Macioszek, Art, FB, Western Michigan	1948
MacMurdo, Jim, T, Pittsburgh	1932-33
Madarik, Elmer, B, Detroit	1948
Malinchak, Bill, WR, Indiana	1970-74, 1976
Malone, Benny, RB, Arizona State	1978-79
Malone, Charley, E, Texas A&M	1934-40, 1942
Mandeville, Chris, DB, Cal-Davis	1989
Manley, Dexter, DE, Oklahoma State	1981-89
Mann, Charles, DE, Nevada-Reno	1983-93
Manton, Tillie, FB, TCU	1938
Manusky, Greg, LB, Colgate	1988-90
Marciniak, Ron, C, Kansas State	1955
Marcus, Pete, E, Kentucky	1944
Marshall, Leonard, DT, LSU	1994
Marshall, Rich, T, Stephen F. Austin	1966
Marshall, Wilber, LB, Florida	1988-92
Martin, Aaron, DB, North Carolina College	1968
Martin, Jim, K, Notre Dame	1964
Martin, Steve, DE, Jackson State	1987
Mason, Tommy, RB, Tulane	1971-72
Masterson, Bob, E, Miami	1938-43
Matic, Trevor, C, BYU	1994
Mattson, Riley, T, Oregon	1961-64
Mauti, Rich, WR, Penn State	1984
May, Mark, T, Pittsburgh	1981-89
Mayhew, Martin, CB, Florida State	1989-92
Mays, Alvoid, CB, West Virginia	1990-94
Mazurek, Fred, B, Pittsburgh	1965-66
McCabe, Dick, B, Pittsburgh	1959
McChesney, Bob, E, UCLA	1936-42

- McCrory, Greg, TE, Clark1978, 1981
 McDaniel, John, WR, Lincoln.....1978-80
 McDaniel, Le Charls, CB, Cal Poly SLO1981-82
 McDole, Ron, DE, Nebraska.....1971-78
 McDonald, Ray, RB, Idaho.....1967-68
 McEwen, Craig, TE, Utah.....1987-88
 McGee, Tim, WR, Tennessee.....1993
 McGee, Tony, DE, Bishop (TX).....1982-84
 McGrath, Mark, WR, Montana State.....1983-85
 McGriff, Curtis, DT, Alabama.....1987
 McKee, Paul, E, Syracuse.....1947-48
 McKeever, Marlin, LB, USC.....1968-70
 McKenzie, Raleigh, G, Tennessee.....1985-94
 McKinney, Zion, WR, South Carolina.....1980
 McLinton, Harold, LB, Southern.....1969-78
 McNeil, Clifton, WR, Grambling.....1971-72
 McPhail, Hal, FB, Xavier.....1934-35
 McQuaid, Dan, T, UNLV.....1985-87
 McQuiken, Kim, QB, Lehigh.....1978-80
 McAra, Stan, E, Michigan State.....1946
 Meade, Jim, B, Maryland.....1939-40
 Meads, Johnny, LB, Nicholls State.....1992
 Meadows, Ed, DB, Duke.....1959
 Melinger, Steve, E, Kentucky.....1956-57
 Mendenhall, Mat, DE, BYU.....1981-82
 Merkle, Ed, G, Oklahoma A&M.....1944
 Mercein, Chuck, RB, Yale.....1969
 Metcalf, Terry, RB, San Diego State.....1981
 Michaels, Ed, G, Villanova.....1937
 Micka, Mike, FB, Colgate.....1944
 Mickles, Joe, RB, Mississippi.....1989
 Middleton, Ron, TE, Auburn.....1988, 1990-93
 Millen, Matt, LB, Penn State.....1991
 Miller, Allen, LB, Ohio.....1962-63
 Miller, Clark, DE, Utah State.....1969
 Miller, Dan, K, Florida.....1982
 Miller, Fred, T, Pacific.....1955
 Miller, John, T, Boston College.....1956, 1958-59
 Miller, Tom, B, Hampden-Sydney.....1945
 Millner, Wayne, E, Notre Dame.....1936-41, 1945
 Mills, Lamar, DT, Indiana.....1994
 Milot, Rich, LB, Penn State.....1979-87
 Mingo, Gene, K, No College.....1967
 Mitchell, Bobby, FL, Illinois.....1962-68
 Mitchell, Brian, RB, SW Louisiana.....1990-94
 Mitchell, Michael, CB, Howard Payne.....1987
 Modzelewski, Dick, DT, Maryland.....1953-54
 Mojsiejenko, Ralf, P, Michigan State.....1989-90
 Momsen, Tony, C, Michigan.....1952
 Monachino, Jim, B, California.....1955
 Monaco, Ray, G, Holy Cross.....1944
 Monasco, Don, B, Texas.....1954
 Monk, Art, WR, Syracuse.....1980-92
 Mont, Tommy, QB, Maryland.....1947-49
 Moore, Chuck, G, Arkansas.....1962
 Moore, Darryl, G, UTEP.....1992-93
 Moore, Jeff, RB, Jackson State.....1984
 Moore, Wilbur, B, Minnesota.....1939-46
 Moran, Jim, G, Holy Cross.....1935-36
 Morgan, Bob, DT, Maryland.....1954
 Morgan, Boyd, S, USC.....1939-40
 Morgan, Mike, LB, LSU.....1968
 Morley, Sam, E, Stanford.....1954
 Morris, Jamie, RB, Michigan.....1988-89
 Morrison, Darryl, S, Arizona.....1993-94
 Morrison, Tim, CB, North Carolina.....1986-87
 Mortensen, Fred, QB, Arizona State.....1979
 Morton, Michael, RB, UNLV.....1985
 Moseley, Mark, K, Stephen F. Austin.....1974-86
 Moss, Eddie, RB, SE Missouri State.....1977
 Moss, Joe, T, Maryland.....1952
 Muhammad, Calvin, WR, Texas Southern.....1984-85
 Mul-Key, Herb, RB, No College.....1972-74
 Murphy, Mark, S, Colgate.....1977-84
 Musgrove, Spain, DT, Utah State.....1967-69
 Musick, Jim, FB, USC.....1932-33, 1935-36
 Myslinski, Tom, G, Tennessee.....1992
- N
- Natowich, Andy, B, Holy Cross.....1944
 Nelms, Mike, KR, Baylor.....1980-84
 Nelson, Ralph, RB, No College.....1975
 Niemi, Laurie, T, Washington State.....1949-53
 Nichols, Gerald, DT, Florida State.....1993
 Ninowski, Jim, QB, Michigan State.....1967-68
 Nisby, John, G, Pacific.....1962-64
 Nix, Doyle, B, SMU.....1958-59
 Nobile, Leo, G, Penn State.....1947
 Noble, James, WR, Stephen F. Austin.....1986
 Nock, George, RB, Morgan State.....1972
 Noga, Al, DE, Hawaii.....1993
 Norman, Jim, T, No College.....1955
 Narris, Hal, B, California.....1955-56
 North, Jim T, Central Washington.....1944
 Norton, Jim, T, Washington.....1969
 Nott, Doug, B, Detroit.....1935
 Nottage, Dexter, DE, Florida A&M.....1994
 Nugent, Dan, G, Auburn.....1976-78, 1980
 Nussbaumer, Bob, E, Michigan.....1947-48
- O
- O'Brien, Fran, T, Michigan State.....1960-66
 O'Brien, Gail, T, Nebraska.....1934-36
 O'Dell, Stu, LB, Indiana.....1974-76
 Ogrin, Pat, DT, Wyoming.....1981-82
 Oliphant, Mike, RB, Puget Sound.....1988
 Olkewicz, Neal, LB, Maryland.....1979-89
 Olsson, Les, G, Mercer.....1934-38
 Olszewski, John, B, California.....1958-60
 Orr, Terry, TE, Texas.....1986-92
 Osborne, Tom, WR, Hastings (NE).....1960-61
 Ostrowski, Chet, E, Notre Dame.....1954-59
 Owen, Tom, QB, Wichita State.....1982
 Owens, Brian, DB, Cincinnati.....1966-77
 Owens, Don, T, Southern Mississippi.....1957
- P
- Paine, Jeff, LB, San Jose State.....1986
 Paluck, John, DE, Pittsburgh.....1956, 1959-65
 Palmer, Sterling, DE, Florida State.....1993-94
 Papat, John, B, Virginia.....1951-53
 Pardee, Jack, LB, Texas A&M.....1971-72
 Parks, Mickey, C, Oklahoma.....1938-40
 Parrish, Lemar, CB, Lincoln.....1978-81
 Pasqua, Joe, T, SMU.....1943
 Paternoster, Angelo, G, Georgetown.....1943
 Patton, Joe, G, Alabama A&M.....1994
 Pebbles, Jim, E, Vanderbilt.....1946-49, 1951
 Peiffer, Dan, C, Southeast Missouri State.....1980
 Pellegrini, Bob, LB, Maryland.....1962-65

Pepper, Gene, G, Missouri.....	1950-53
Pergine, John, LB, Notre Dame.....	1973-75
Perrin, Lonnie, RB, Illinois.....	1979
Peters, Floyd, T, San Francisco State.....	1970
Peters, Tony, S, Oklahoma.....	1979-82, 1984-85
Peters, Volney, T, USC.....	1954-57
Peterson, Nelson, RB, West Virginia Wesleyan.....	1987
Petty, Phil, G, Missouri.....	1987
Petitbon, Richie, S, Tulane.....	1971-72
Phillips, Joe, WR, Kentucky.....	1985-87
Pisacek, Al, E, Duke.....	1943-45
Pierce, Dan, RB, Memphis State.....	1970
Pinckert, Erny, FB, USC.....	1932-40
Planutis, Jerry, B, Michigan State.....	1956
Podoley, Jim, RB, Central Michigan.....	1957-60
Poillon, Dick, B, Canisius.....	1942, 1946-49
Poffoot, Fran, E, Washington State.....	1953
Polski, Myron, LB, Notre Dame.....	1971-73
Presley, Leo, C, Oklahoma.....	1945
Prestel, Jim, T, Idaho.....	1966-67
Promuto, Vince, G, Holy Cross.....	1960-70

Q

Quinlan, Bill, DE, Michigan State.....	1965
Quirk, Ed, B, Missouri.....	1948-51

R

Raab, Marc, C, USE.....	1993
Raba, Bob, TE, Maryland.....	1981
Rae, Mike, QB, USC.....	1981
Ramsey, Knox, G, William & Mary.....	1952-53
Reaves, Willard, RB, Northern Arizona.....	1989
Rector, Ron, B, Northwestern.....	1966
Reed, Alvin, TE, Prairie View.....	1973-75
Reed, Bob, G, Tennessee State.....	1965
Reger, John, LB, Pittsburgh.....	1964-66
Renfro, Will, T, Memphis State.....	1957-59
Reynolds, Mack, QB, LSU.....	1960
Ribar, Frank, G, Duke.....	1943
Ricca, Jim, C, Georgetown.....	1951-54
Richardson, Grady, TE, Cal St. Fullerton.....	1979-80
Richardson, Huey, LB, Florida.....	1992
Richter, Pat, WR, Wisconsin.....	1963-70
Riggins, John, RB, Kansas.....	1976-79, 1981-85
Riggs, Gerald, RB, Arizona State.....	1989-91
Riggs, Jim, TE, Clemson.....	1993
Riley, Jack, T, Northwestern.....	1933
Roberts, Jack, B, Georgia.....	1932
Roberts, Walter, WR, San Jose State.....	1969-70
Robinson, Dave, LB, Penn State.....	1973-74
Robinson, Lybrant, DE, Delaware State.....	1989
Robinson, Tony, QB, Tennessee.....	1987
Rohy, Reggie, P, Iowa.....	1993-94
Rock, Walter, T, Maryland.....	1968-73
Rocker, Tracy, DT, Auburn.....	1989-90
Roehnel, Bill, LB, Bradley.....	1960
Rogers, George, RB, South Carolina.....	1985-87
Rosato, Sal, B, Villanova.....	1945-47
Rose, Carlton, LB, Michigan.....	1987
Rosso, George, B, Ohio State.....	1954
Roussel, Tom, LB, Southern Mississippi.....	1968-70
Roussos, Mike, T, Pittsburgh.....	1948-49
Rowe, Ray, TE, San Diego State.....	1992
Rubbert, Ed, QB, Louisville.....	1987
Runnels, Tom, RB, North Texas State.....	1956-57

Rush, Tyrone, RB, North Alabama.....	1994
Russell, Bo, T, Auburn.....	1939-40
Rutgens, Joe, DT, Illinois.....	1961-69
Ruthstrom, Ralph, B, SMU.....	1947
Rutledge, Jeff, QB, Alabama.....	1990-92
Ryan, Frank, QB, Rice.....	1969-70
Ryzek, Dan, C, Virginia.....	1973-75
Rykovich, Jules, B, Illinois.....	1952-53
Rymek, Lou, T, Notre Dame.....	1943
Rypien, Mark, QB, Washington State.....	1987-93
Rzempoluch, Ted, DB, Virginia.....	1963

S

Saenz, Eddie, RB, USC.....	1946-51
Sagnella, Anthony, DT, Rutgers.....	1987
Salem, Ed, B, Alabama.....	1951
Salter, Bryant, S, Pittsburgh.....	1974-75
Sample, Johnny, DB, Maryland State.....	1963-65
Sanchez, John, T, San Francisco.....	1947-49
Sanders, Lonnie, DB, Michigan State.....	1963-67
Sanders, Ricky, WR, SW Texas State.....	1986-93
Sandifer, Dan, DB, LSU.....	1948-49
Sanford, Haywood, E, Alabama.....	1940
Sarboe, Phil, DB, Washington State.....	1934
Sawyer, John, TE, Southern Mississippi.....	1983
Saul, Ron, G, Michigan State.....	1976-81
Sardisco, Tony, G, Tulane.....	1956
Savage, Sebastian, CB, North Carolina State.....	1994
Scafield, John, T, Tulane.....	1933
Scanlan, Jerry, T, Hawaii I.....	1980-81
Scarbath, Jack, QB, Maryland.....	1953-54
Schick, Doyle, LB, Kansas.....	1961
Schilling, Ralph, E, Oklahoma City.....	1946
Schlereth, Mark, G, Idaho.....	1989-94
Schmidt, Kermit (Dutch), E, Cal Poly-Pomona.....	1932
Schoenke, Ray, G, SMU.....	1966-75
Schrader, Jim, C, Notre Dame.....	1954, 1956-61
Schroeder, Jay, QB, UCLA.....	1984-88
Scissum, Willard, G, Alabama.....	1987
Scott, Jake, S, Georgia.....	1976-78
Scotti, Ben, DB, Maryland.....	1959-61
Scudero, Joe, B, San Francisco.....	1954-58
Scully, Mike, C, Illinois.....	1988
Seals, George, G, Missouri.....	1964
Seay, Virgil, WR, Troy State.....	1981-84
Sebek, Nick, B, Indiana.....	1950
Seedborg, John, E, Arizona State.....	1965
Seno, Frank, B, George Washington.....	1943-44, 1949
Settles, Tony, LB, Elon.....	1987
Severson, Jeff, DB, Long Beach State.....	1972
Seymour, Bob, B, Oklahoma.....	1940-45
Sharp, Everett, T, California Tech.....	1944-45
Shepard, Derrick, WR, Oklahoma.....	1987-88
Shepherd, Bill, FB, Western Maryland.....	1935
Shepherd, Leslie, WR, Temple.....	1994
Shiner, Dick, QB, Maryland.....	1964-66
Shoener, Herb, E, Iowa.....	1948-49
Shorter, Jim, DB, Detroit.....	1964-67
Shugart, Clyde, G, Iowa State.....	1939-43
Shula, Don, DB, John Carroll.....	1957
Shuler, Heath, QB, Tennessee.....	1994
Siano, Tony, C, Fordham.....	1932
Siegert, Herb, G, Illinois.....	1949-51
Siemering, Larry, C, San Francisco.....	1935-36

- Siever, Paul, T, Penn State 1992-93
 Simmons, Ed, T, Eastern Washington 1987-94
 Simmons, Roy, G, Georgia Tech 1983
 Sinko, Steve, T, Duquesne 1934-36
 Sistrunk, Manny, DT, Arkansas AM&N 1970-75
 Slivinski, Steve, G, Washington 1939-43
 Smith, Ben, E, Alabama 1937
 Smith, Cedric, FB, Florida 1994
 Smith, Dick, DB, Northwestern 1967-68
 Smith, Ed, FB, NYU 1936
 Smith, George, C, California 1937, 1941-43
 Smith, Hugh, E, Kansas 1962
 Smith, Jerry, TE, Arizona State 1965-77
 Smith, Jim, DB, Oregon 1968
 Smith, Jimmy, RB, Elon 1984
 Smith, Jack, E, Stanford 1943
 Smith, John, WR, North Texas State 1978
 Smith, Larry, RB, Florida 1974
 Smith, Paul, DE, New Mexico 1979-80
 Smith, Ricky, CB, Alabama State 1984
 Smith, Riley, QB, Alabama 1936-38
 Smith, Timmy, RB, Texas Tech 1987-88
 Smith, Vernice, G, Florida A&M 1993-94
 Snead, Norm, QB, Wake Forest 1961-63
 Sneddon, Bob, B, St. Mary's (CA) 1944
 Snidow, Ron, DE, Oregon 1963-67
 Snipes, Angelo, LB, West Georgia 1986
 Snowden, Jim, T, Notre Dame 1965-72
 Sobolenski, Joe, G, Michigan 1949
 Sommer, Mike, B, Geo. Wash. 1958-59, 1961
 Sommers, John, C, UCLA 1947
 Spaniel, Frank, B, Notre Dame 1950
 Sparks, Dave, G, South Carolina 1954
 Spirida, John, E, St. Anselm's 1939
 Stacco, Ed, T, Colgate 1948
 Stallings, Don, E, North Carolina 1960
 Stanfel, Dick, G, San Francisco 1956-58
 Stanley, Walter, WR, Mesa (CO) 1990
 Starke, George, T, Columbia 1973-84
 Stasica, Leo, B, Colorado 1943
 Staton, Jim, T, Wake Forest 1951
 Steber, John, G, Georgia Tech 1946-50
 Steffen, Jim, DB, UCLA 1961-65
 Stenn, Paul, T, Villanova 1946
 Stensrud, Mike, DT, Iowa State 1989
 Stephens, Louis, G, San Francisco 1955-60
 Steponovich, Mike, G, St. Mary's 1933
 Stief, Dave, WR, Portland State 1983
 Stits, Bill, DB, UCLA 1959
 Stock, Mark, WR, VMI 1993
 Stokes, Fred, DE, Georgia Southern 1989-92
 Stokes, Tim, T, Oregon 1975-77
 Stone, Ken, S, Vanderbilt 1973-75
 Stout, Pete, B, TCU 1949-50
 Stovall, Dick, C, Abilene Christian 1949
 Stowe, Tyronne, LB, Rutgers 1994
 Stralka, Clem, G, Georgetown 1938-42, 1945-46
 Stuart, Jim, T, Oregon 1938
 Sturt, Fred, G, Bowling Green 1974
 Stynchula, Andy, DT, Penn State 1960-63
 Suminski, Dave, G, Wisconsin 1953
 Sutton, Ed, B, North Carolina 1957-59
 Sweeney, Walt, G, Syracuse 1974-75
 Sykes, Bob, B, San Jose State 1952
 Szafaryn, Len, T, North Carolina 1949
- T
- Talbert, Diron, DT, Texas 1971-80
 Tamm, Ralph, T, West Chester 1991
 Taylor, Charley, WR, Arizona State 1964-77
 Taylor, Hugh (Bones), E, Oklahoma City 1947-54
 Taylor, Keith, S, Illinois 1994
 Taylor, Mike, T, USC 1971
 Taylor, Roosevelt, DB, Grambling 1972
 Temple, Mark, B, Oregon 1936
 Tereshinski, Joe, E, Georgia 1947-54
 Theismann, Joe, QB, Notre Dame 1974-85
 Theofilesdes, Harry, QB, Waynesburg 1968
 Thielemann, R.C., G, Arkansas 1985-88
 Thomas, Duane, RB, West Texas State 1973-74
 Thomas, George, B, Oklahoma 1950-51
 Thomas, Johnny, CB, Baylor 1988-90, 92-94
 Thomas, Mike, RB, UNLV 1975-78
 Thomas, Ralph, E, San Francisco 1955-56
 Thomas, Spencer, S, Washburn 1975
 Thompson, Ricky, WR, Baylor 1978-81
 Thompson, Steve, DT, Minnesota 1987
 Thurlow, Steve, RB, Stanford 1966-68
 Tice, Mike, TE, Maryland 1989
 Tillman, Rusty, LB, Northern Arizona 1970-77
 Tilton, Ron, G, Tulane 1986
 Titchenal, Bob, C, San Jose State 1940-42
 Todd, Dick, RB, Texas A&M 1939-42, 1945-48
 Toibin, Brendan, K, Richmond 1987
 Toneff, Bob, DT, Notre Dame 1959-64
 Torgeson, LaVern, LB, Washington State 1955-57
 Tosi, Flavio, E, Boston College 1934-36
 Towns, Morris, T, Missouri 1984
 Tracy, Tom, B, Tennessee 1963-64
 Truitt, Dave, TE, North Carolina 1987
 Truitt, Olanda, WR, Mississippi State 1994
 Tuckey, Dick, FB, Manhattan 1938
 Turley, Doug, E, Scranton 1944-48
 Turner, J.T., G, Duke 1984
 Turner, Jay, B, George Washington 1938-39
 Turner, Kevin, LB, Pacific 1981
 Tyrer, Jim, T, Ohio State 1974
- U
- Ucovich, Mitchell, T, San Jose State 1944
 Ulinski, Harry, C, Kentucky 1950-51, 1953-56
 Ungerer, Joe, T, Fordham 1944-45
- V
- Vactor, Ted, DB, Nebraska 1969-74
 Varty, Mike, LB, Northwestern 1974
 Vaughn, Clarence, S, Northern Illinois 1987-91
 Venuto, Sam, B, Guilford 1952
 Verdin, Clarence, WR, SW Louisiana 1986-87
 Vereb, Ed, RB, Maryland 1960
 Vital, Lionel, RB, Nicholls State 1987
 Voytek, Ed, G, Purdue 1957-58
- W
- Waddy, Ray, CB, Texas A&I 1979-80
 Wade, Bob, DB, Morgan State 1969
 Ward, David (Nubbin), E, Haskell Indian 1933
 Waehler, Henry, DT, Nebraska 1987
 Wahler, Jim, DT, UCLA 1992-93
 Walker, Rick, TE, UCLA 1980-85
 Walters, Tom, DB, Southern Mississippi 1964-67

Walton, Alvin, S, Kansas.....	1986-91
Walton, Frank, G, Pittsburgh.....	1944-45
Walton, Joe, E, Pittsburgh.....	1957-60
Watters, Dale (Muddy), T, Florida.....	1932-33
Ward, Bill, G, Washington State.....	1946-47
Warren, Don, TE, San Diego State.....	1979-92
Washington, Anthony, CB, Fresno State.....	1983-84
Washington, Fred, T, North Texas State.....	1968
Washington, Joe, RB, Oklahoma.....	1981-84
Washington, Mickey, CB, Texas A&M.....	1992
Watson, Jim, C, Pacific.....	1945
Watson, Sid, B, Northwestern.....	1958
Watts, George, T, Appalachian State.....	1942
Weatherall, Jim, T, Oklahoma.....	1958
Weaver, Charlie, LB, USC.....	1981
Weil, Jack, P, Wyoming.....	1989
Weisenbaugh, Heinie, B, Pittsburgh.....	1935-36
Welch, Herb, DB, UCLA.....	1989
Weldon, Larry, QB, Presbyterian.....	1944-45
Weller, Rabbit (Bub), B, Haskell Indian.....	1933
Wells, Billy, B, Michigan State.....	1954, 1956-57
Westfall, Ed, B, Ohio Wesleyan.....	1932-33
Whisenhunt, Ken, TE, Georgia Tech.....	1990
White, Jeris, CB, Hawaii.....	1980-82
Whited, Marvin, G, Oklahoma.....	1942-45
Whitfield, A.D., RB, North Texas State.....	1966-68
Whitlow, Bob, C, Arizona.....	1960-61
Wilbur, John, G, Stanford.....	1971-73
Wilburn, Barry, CB, Mississippi.....	1985-89
Wilde, George, B, Texas A&M.....	1947
Wilder, James, RB, Missouri.....	1990
Wilkinson, Basil, E, Oklahoma City.....	1932
Wilkin, Willie, T, St. Mary's (CA).....	1939-43
Wilkins, Roy, LB, Georgia.....	1960-61
Williams, Clarence, RB, South Carolina.....	1982
Williams, Doug, QB, Grambling.....	1986-89
Williams, Eric, DT, Washington State.....	1990-93
Williams, Fred, T, Arkansas.....	1964-65
Williams, Gerard, DB, Langston.....	1976-78
Williams, Greg, FS, Mississippi State.....	1982-84
Williams, Jeff, T, Rhode Island.....	1978-80
Williams, John, B, USC.....	1952-53
Williams, Kevin, CB, Iowa State.....	1985, 1988
Williams, Marvin, TE, Fullerton State.....	1987
Williams, Michael, TE, Alabama A&M.....	1982-84
Williams, Robert, CB, Baylor.....	1993
Williams, Sid, LB, Southern.....	1967
Williamson, Ernie, T, North Carolina.....	1947
Willis, Keith, DT, Northeastern.....	1993
Willis Larry, S, Texas-El Paso.....	1973
Wilson, Bobby, DT, Michigan State.....	1991-94
Wilson, Eric, LB, Maryland.....	1987
Wilson, Ted, WR, Central Florida.....	1987
Wilson, Wayne, RB, Shepard.....	1987
Winans, Tydus, WR, Fresno State.....	1994
Windham, David, LB, Jackson State.....	1987
Wingate, Heath, C, Bowling Green.....	1967
Winslow, Doug, WR, Drake.....	1976-77
Witucki, Casimir, G, Indiana.....	1950-51, 1953-56
Wonsley, Otis, RB, Alcorn State.....	1981-85
Woodberry, Dennis, CB, S. Arkansas.....	1987-88
Woodruff, Lee, FB, Mississippi.....	1932
Woods, Tony, DE, Pittsburgh.....	1994
Woodward, Dick, C, Iowa.....	1952
Wooten, John, G, Colorado.....	1968
Wooten, Mike, C, VMI.....	1987
Wright, Steve, T, Alabama.....	1970
Wright, Ted, B, North Texas State.....	1934-35
Wulff, Jim, B, Michigan State.....	1960-61
Wyant, Fred, QB, West Virginia.....	1956
Wyche, Sam, QB, Furman.....	1971-73
Wycheck, Frank, TE-FB, Maryland.....	1993-94
Wycoff, Doug, FB, Georgia Tech.....	1934
Wynne, William, DE, Tennessee State.....	1977
Wysocki, Pete, LB, Western Michigan.....	1975-80

Y

Yarber, Eric, WR, Idaho.....	1986-87
Yonaker, John, E, Notre Dame.....	1952
Youel, Jim, B, Iowa.....	1946-48
Young, Bill, T, Alabama.....	1937-42, 1946
Young, Roy, T, Texas A&M.....	1938
Young, Wilburn, DE, William Penn.....	1981
Youngblood, Jim, LB, Tennessee Tech.....	1984
Yowarsky, Walt, E, Kentucky.....	1951-54

Z

Zagers, Bert, B, Michigan State.....	1955, 1957-58
Zendejas, Max, K, Arizona.....	1986
Zeno, Joe, G, Holy Cross.....	1942-44
Zimmerman, Roy, B, San Jose State.....	1940-42

*Hall of Famers in Italics



ASSISTANT COACHES

A

Aldrich, Charles "Ki".....	1947
Arapoff, Jason.....	1992-94
Austin, Bill.....	1969-70, 1973-77

B

Baker, Ray.....	1937-39
Ball, Herman.....	1952-54
Bass, Marvin.....	1952
Banker, Chuck.....	1987-88
Bielski, Dick.....	1973-76

Bowser, Bob.....	1978-80
Breaux, Don.....	1981-93
Bugel, Joe.....	1981-89
Burns, Jack.....	1989-91

C

Cabrelli, Larry.....	1951
Callahan, Ray.....	1978-80
Cameron, Cam.....	1994
Carpenter, Ken.....	1968
Carpenter, Lew.....	1969-70

Cerundolo, Charles	1964-65
D	
DePaul, Bobby	1989-93
Diange, Joe	1987
Dickson, George	1969-70, 1978-80
Doll, Don	1966-70
Dowhower, Rod	1990-93
Dowler, Boyd	1971-72
Dudley, Bill	1953
Dunn, John	1984-86
E	
Edwards, Glenn "Turk"	1940-45, 1949
Evans, Dick	1955-58
G	
Gibron, Abe	1960-64
Grimm, Russ	1992-94
H	
Haluchak, Mike	1994
Hanifan, Jim	1990-94
Hawkins, Ralph	1972-77
Hefferle, Ernie	1959
Henning, Dan	1981-82, 1987-88
Hiekman, Bill	1973-77, 1981-88
Hilton, John	1978-80
Hilyer, Jim	1975-76
Horton, Ray	1994
Huff, Sam	1969-70
Hughes, Ed	1964-67
J	
Jackson, Bobby	1994
K	
Karmelowicz, Bob	1994
Kilroy, Frank	1962-64
Kuharich, Joe	1954
L	
Lanham, Paul	1973-77, 1987-88
Levy, Marv	1971-72
Lynn, Ron	1994
M	
Marchibroda, Ted	1961-65, 1971-74
Mathews, Ray	1968
Matuszak, Marv	1977
McCormack, Mike	1966-72
McCulley, Pete	1977
McPeak, Bill	1959
Mee, Kirk	1974-77

Millner, Wayne	1946-48, 1954
Moore, Wilber	1947-50
N	
Neri, Jerry	1952
Nixon, Mike	1954-58
O	
O'Connor, Fred	1979-80
P	
Pardee, Jack	1973
Peccatiello, Larry	1981-93
Petitbon, Richie	1978-92
R	
Reed, Max	1950
Raines, Frank	1988-89
Renfro, Ray	1966-67
Rhame, Jerry	1983-87
Riley, Dan	1982-94
Robiskie, Terry	1994
Rodriguez, Pete	1994
S	
Scarry, Mike	1966-68
Sevier, Wayne	1981-86, 1989-93
Siemering, Larry	1953
Simmons, Warren "Rennie"	1981-93
Speros, Jim	1982-83
Sullivan, Joe	1971-72
Stautner, Ernie	1965
Svare, Harland	1969-70
T	
Taylor, Charley	1981-93
Temerario, Tim	1960-65
Tereshinski, Joe	1955-59
Thomas, Emmitt	1986-94
Todd, Dick	1951
Torgeson, Torgy	1959-61, 1971-77, 1981-93
Tuttle, Orville	1951
U	
Urich, Richard "Doc"	1978-80
W	
Waller, Charlie	1972-77
Walton, Frank	1948
Walton, Joe	1974-80
Wetzel, Steve	1990-91
Wilson, George	1965
Willsey, Ray	1962-63
Winner, Charley	1971-72

Cradle of Coaches

Nine members of the 1972 NFC champion Washington Redskins have held the title of NFL head coach, including George Allen. On Allen's coaching staff were former NFL head coaches: Charlie Waller (San Diego, 1969-70) and Charley Winner (St. Louis, 1966-70), while three other assistants later became NFL head coaches: Marv Levy (Kansas City, 1978-82, Buffalo 1986-present), Ted Marchibroda (Baltimore, 1975-79, Indianapolis, 1992-present) and Mike McCormack (Philadelphia, 1973-75, Baltimore, 1980-81). Allen also had three players who would later become head coaches: Richie Petitbon (Washington, 1993), Jack Pardee (Chicago, 1975-77, Washington, 1978-80, Houston, 1990-94) and Sam Wyche (Cincinnati, 1984-91, Tampa Bay 1992-present).

PRESEASON 1961-94

1961		Won 0, Lost 5	
Aug. 11	7 Los Angeles	26 (A)
Aug. 19	13 Chicago (Charleston, SC)	29 (N)
Aug. 26	7 Baltimore (Norfolk, VA)	41 (N)
Sept. 2	10 Philadelphia (Bristol, TN)	17 (N)
Sept. 9	24 Green Bay (Columbus, GA)	31 (N)

1962		Won 1, Lost 4	
Aug. 11	7 Los Angeles	37 (A)
Aug. 16	14 Baltimore	34 (H)
Aug. 25	7 Philadelphia (Charlotte, NC)	24 (N)
Sept. 1	29 Chicago (Norfolk, VA)	28 (N)
Sept. 8	14 Green Bay (Columbus, GA)	20 (N)

1963		Won 0, Lost 4	
Aug. 15	26 Chicago	28 (H)
Aug. 24	13 Philadelphia (Charlotte, NC)	41 (N)
Aug. 31	13 Baltimore (Norfolk, VA)	27 (N)
Sept. 6	17 Green Bay	28 (H)

1964		Won 2, Lost 3	
Aug. 8	27 Detroit (Charlotte, NC)	28 (N)
Aug. 15	13 Chicago (Richmond, VA)	14 (N)
Aug. 22	27 New York (Ithaca, NY)	24 (N)
Aug. 27	14 Baltimore	41 (H)
Sept. 5	17 St. Louis (Norfolk, VA)	10 (N)

1965		Won 3, Lost 3	
Aug. 3	37 Philadelphia (Hershey, PA)	0 (N)
Aug. 12	30 Chicago	31 (H)
Aug. 21	13 St. Louis (Richmond, VA)	7 (N)
Aug. 28	16 Minnesota (Charlotte, NC)	20 (N)
Sept. 4	23 Baltimore (Norfolk, VA)	33 (N)
Sept. 12	20 Detroit (Canton, OH)	3 (N)

1966		Won 1, Lost 3	
Aug. 3	0 Baltimore	35 (H)
Aug. 20	10 Chicago (Norfolk, VA)	24 (N)
Aug. 26	27 Minnesota (Cleveland, OH)	30 (N)
Sept. 3	35 Philadelphia	20 (H)

1967		Won 4, Lost 1	
Aug. 9	37 Chicago	14 (H)
Aug. 19	31 New York (Raleigh, NC)	13 (N)
Aug. 26	13 Boston	7 (A)
Aug. 31	17 Baltimore	23 (H)
Sept. 9	16 Pittsburgh (Norfolk, VA)	10 (N)

1968		Won 3, Lost 3	
Aug. 1	3 Houston	9 (A)
Aug. 10	16 Atlanta/Tampa, FL	14 (N)
Aug. 16	13 Baltimore	15 (H)
Aug. 24	13 Chicago (Raleigh, NC)	45 (N)
Aug. 29	16 Detroit	10 (H)
Sept. 7	24 Pittsburgh (Norfolk, VA)	17 (N)

1969		Won 2, Lost 4	
Aug. 2	13 Chicago	7 (H)
Aug. 8	17 Buffalo	21 (A)
Aug. 23	24 Atlanta	7 (A)
Aug. 30	20 Detroit (Tampa, FL)	21 (N)
Sept. 6	10 Cleveland	20 (H)
Sept. 14	17 Philadelphia	26 (A)

1970		Won 5, Lost 1	
Aug. 8	12 Cincinnati	27 (A)
Aug. 16	45 Boston	21 (A)
Aug. 21	21 Atlanta	13 (H)
Aug. 28	27 Buffalo	0 (H)
Sept. 5	26 Dolphins (Tampa, FL)	21 (N)
Sept. 12	17 Baltimore	14 (H)

1971		Won 2, Lost 3, Tied 1	
Aug. 7	10 San Diego	19 (A)
Aug. 14	17 Denver	13 (A)
Aug. 21	20 St. Louis	13 (H)
Aug. 28	14 Baltimore	20 (H)
Sept. 4	10 Miami	27 (A)
Sept. 11	17 Cincinnati	17 (H)

1972		Won 4, Lost 1, Tied 1	
Aug. 4	33 Baltimore (Tampa, FL)	3 (N)
Aug. 11	41 Denver	0 (H)
Aug. 18	34 Philadelphia	10 (H)
Aug. 25	10 Detroit	23 (A)
Aug. 31	27 Miami	24 (H)
Sept. 9	10 Pittsburgh	10 (A)

1973		Won 5, Lost 1	
Aug. 3	14 Detroit	17 (H)
Aug. 10	14 Denver	10 (H)
Aug. 17	37 Buffalo	21 (A)
Aug. 25	20 Baltimore	3 (H)
Sept. 2	35 New England	14 (A)
Sept. 9	17 Chicago	3 (H)

1974		Won 2, Lost 4	
Aug. 2	17 New England	21 (H)
Aug. 9	3 Houston	48 (H)
Aug. 18	15 Buffalo	16 (H)
Aug. 24	20 Cleveland	17 (A)
Aug. 30	19 Pittsburgh	21 (H)
Sept. 6	7 Baltimore	6 (H)

1975		Won 4, Lost 3	
Aug. 2	17 Cincinnati (Canton, OH)	9 (N)
Aug. 8	14 Atlanta	16 (H)
Aug. 16	13 Houston	24 (A)
Aug. 22	23 Cleveland	14 (H)
Aug. 29	34 Detroit	13 (H)
Sept. 7	31 New York Jets	35 (H)
Sept. 12	24 Baltimore	10 (A)

1976		Won 2, Lost 4	
July 31	17 Atlanta	10 (A)
Aug. 6	3 Baltimore	20 (A)
Aug. 14	7 Pittsburgh	27 (H)
Aug. 21	20 Kansas City	23 (A)
Aug. 28	38 New York Jets	7 (A)
Sept. 3	7 Chicago	9 (H)

1977		Won 4, Lost 2	
Aug. 8	16 Cleveland	14 (A)
Aug. 13	15 Miami	27 (A)
Aug. 18	13 Kansas City	7 (H)
Aug. 27	13 Green Bay	9 (A)
Sept. 4	7 New England	45 (A)
Sept. 9	14 New York Jets	7 (H)

1978		Won 2, Lost 2
Aug. 5	13 Minnesota.....	20 (A)
Aug. 11	20 Green Bay.....	12 (H)
Aug. 18	17 Baltimore.....	16 (A)
Aug. 25	7 Atlanta.....	10 (H)

1979		Won 2, Lost 2
Aug. 4	9 Tampa Bay.....	7 (A)
Aug. 11	6 Denver.....	13 (A)
Aug. 18	16 Atlanta.....	6 (A)
Aug. 24	9 Cleveland.....	21 (H)

1980		Won 3, Lost 1
Aug. 9	13 Baltimore.....	3 (A)
Aug. 18	12 Cleveland.....	3 (A)
Aug. 23	34 Oakland.....	17 (H)
Aug. 29	6 Tampa Bay.....	11 (A)

1981		Won 3, Lost 1
Aug. 7	16 Kansas City.....	10 (H)
Aug. 14	27 Minnesota.....	13 (H)
Aug. 22	13 Baltimore.....	7 (A)
Aug. 30	10 New England.....	19 (A)

1982		Won 0, Lost 4
Aug. 14	7 Miami.....	24 (A)
Aug. 21	13 Tampa Bay.....	28 (A)
Aug. 27	14 Buffalo.....	20 (H)
Sept. 3	21 Cincinnati.....	28 (A)

1983		Won 2, Lost 2
Aug. 6	10 Atlanta.....	13 (A)
Aug. 12	27 Cincinnati.....	23 (H)
Aug. 19	7 Miami.....	38 (H)
Aug. 27	27 Buffalo.....	19 (A)

1984		Won 2, Lost 2
Aug. 4	16 Denver.....	13 (A)
Aug. 10	20 L.A. Raiders.....	21 (H)
Aug. 17	27 New England.....	31 (H)
Aug. 25	14 New Orleans.....	6 (A)

1985		Won 4, Lost 0
Aug. 10	17 Atlanta.....	14 (A)
Aug. 18	14 L.A. Raiders.....	9 (A)
Aug. 23	37 New England.....	36 (H)
Aug. 30	20 Tampa Bay.....	7 (A)

1986		Won 3, Lost 1
Aug. 10	7 New England.....	18 (A)
Aug. 15	27 Pittsburgh.....	24 (H)
Aug. 23	21 Tampa Bay.....	13 (A)
Aug. 29	29 Atlanta.....	21 (H)

1987		Won 3, Lost 1
Aug. 14	23 Pittsburgh.....	17 (H)
Aug. 22	30 Green Bay(Madison, WI).....	0 (N)
Aug. 29	10 Tampa Bay.....	17 (A)
Sept. 5	26 L.A. Rams.....	14 (A)

1988		Won 3, Lost 1
Aug. 5	31 Pittsburgh.....	44 (H)
Aug. 13	27 Miami.....	10 (A)
Aug. 20	45 L.A. Raiders.....	27 (A)
Aug. 27	34 Atlanta (Birmingham, AL).....	17 (N)

1989		Won 4, Lost 1
Aug. 5	31 Buffalo (Canton, OH).....	6 (N)
Aug. 12	21 Pittsburgh.....	14 (A)
Aug. 21	13 Minnesota.....	24 (A)
Aug. 25	35 Miami.....	21 (H)
Sept. 1	26 New Orleans.....	21 (A)

1990		Won 3, Lost 1
Aug. 11	27 Atlanta (Chapel Hill, NC).....	31 (N)
Aug. 17	27 Pittsburgh.....	24 (H)
Aug. 25	31 Cleveland.....	13 (A)
Aug. 31	37 L.A. Rams.....	10 (H)

1991		Won 1, Lost 3
Aug. 4	7 Pittsburgh.....	13 (A)
Aug. 10	27 New England.....	6 (A)
Aug. 16	21 Cleveland.....	24(OT) (H)
Aug. 24	9 New York Jets (Columbia, SC).....	13 (N)

1992		Won 1, Lost 4
Aug. 1	21 Miami (Orlando).....	22 (N)
Aug. 8	13 NY Jets.....	14 (A)
Aug. 16	15 San Francisco (London).....	17 (N)
Aug. 22	27 LA Raiders.....	23 (A)
Aug. 29	0 Minnesota.....	30 (H)

1993		Won 3, Lost 1
Aug. 9	41 Cleveland.....	12 (H)
Aug. 14	10 Miami.....	19 (A)
Aug. 22	10 Pittsburgh.....	3 (A)
Aug. 27	17 New York Jets.....	3 (H)

1994		Won 1, Lost 3
Aug. 8	11 Buffalo.....	13 (A)
Aug. 12	14 Kansas City.....	17 (H)
Aug. 18	17 New England.....	27 (A)
Aug. 26	22 Pittsburgh.....	21 (H)

First DC Stadium Win

It didn't come easy, but on December 17, 1961, the Redskins finally got their first DC Stadium (now RFK Stadium) win in the '61 season finale against Dallas. Dickie James scored four touchdowns, a Redskin single-game record (Larry Brown tied it in 1973), to lead the Redskins to a 34-24 win. The win ended a 23-game winless streak for the Redskins dating back to the 1960 season.

YEAR-BY-YEAR SCORES



1937 World Champions

1932

Won 4, Lost 4, Tied 2

Head Coach-Lud Wray

L	Oct. 2	0	Brooklyn	14	(H)
W	Oct. 9	14	Giants	6	(H)
L	Oct. 16	0	Cardinals	9	(H)
T	Oct. 23	0	Giants	0	(A)
T	Oct. 30	7	Bears	7	(H)
W	Nov. 6	19	Staten Island	6	(H)
L	Nov. 13	0	Packers	21	(H)
L	Nov. 20	0	Portsmouth	10	(A)
W	Nov. 27	8	Cardinals	6	(A)
W	Dec. 4	7	Brooklyn	0	(A)
		55		79	

1933

Won 5, Lost 5, Tied 2

Head Coach-Lone Star Dietz

T	Sept. 17	7	Packers	7	(A)
L	Sept. 24	0	Bears	7	(A)
W	Oct. 1	21	Pirates	6	(A)
W	Oct. 8	21	Giants	20	(H)
L	Oct. 15	0	Portsmouth	13	(H)
W	Oct. 22	10	Cardinals	0	(H)
L	Oct. 29	14	Pirates	16	(H)
W	Nov. 5	10	Bears	0	(H)
L	Nov. 12	0	Giants	7	(A)
W	Nov. 19	20	Packers	7	(H)
L	Nov. 26	0	Brooklyn	14	(A)
T	Dec. 3	0	Cardinals	0	(A)
		103		97	

1934

Won 6, Lost 6

Head Coach-Lone Star Dietz

W	Sept. 16	7	Pirates	0	(A)
L	Sept. 30	6	Brooklyn	10	(A)
L	Oct. 7	13	Giants	16	(A)
W	Oct. 14	39	Pirates	0	(H)
L	Oct. 17	0	Lions	24	(A)
W	Oct. 21	6	Eagles	0	(H)
W	Oct. 28	9	Cardinals	0	(H)
L	Nov. 4	0	Packers	10	(H)
L	Nov. 11	0	Bears	21	(H)
W	Nov. 18	14	Eagles	7	(A)
L	Nov. 25	0	Giants	3	(A)
W	Dec. 2	13	Brooklyn	3	(H)
		107		94	

1935

Won 2, Lost 8, Tied 1

Head Coach-Eddie Casey

W		7	Brooklyn	3	(H)
L		12	Giants	20	(H)
L		7	Lions	17	(H)
L		6	Giants	17	(A)
L		0	Pirates	6	(A)
L		0	Lions	14	(A)
L		6	Eagles	7	(H)
L		14	Bears	30	(H)
L		0	Cardinals	6	(H)
W		13	Pirates	3	(H)
T		0	Brooklyn	0	(A)
		65		123	

1936

Won 7, Lost 5

Head Coach-Ray Flaherty		
L	0	Pirates.....10 (A)
W	26	Eagles.....3 (A)
W	14	Brooklyn.....3 (A)
L	0	Giants.....7 (H)
L	2	Packers.....31 (A)
W	17	Eagles.....7 (H)
W	13	Cardinals.....10 (H)
L	3	Packers.....7 (H)
L	0	Bears.....26 (H)
W	30	Brooklyn.....6 (H)
W	30	Pirates.....0 (H)
W	14	Giants.....0 (A)
	149	110

World Championship

L	6	Packers.....21 (N)
---	---	--------------------

* Game played at Polo Grounds

1937

Won 8, Lost 3

Head Coach Ray Flaherty		
W	Sept. 15	13 Giants.....3 (H)
L	Sept. 24	14 Cardinals.....21 (H)
W	Oct. 3	11 Brooklyn.....7 (A)
L	Oct. 10	0 Eagles.....14 (H)
W	Oct. 17	34 Steelers.....20 (H)
W	Oct. 24	10 Eagles.....7 (A)
W	Oct. 31	21 Brooklyn.....0 (H)
L	Nov. 14	13 Steelers.....21 (A)
W	Nov. 21	16 Rams.....7 (A)
W	Nov. 28	14 Packers.....6 (H)
W	Dec. 5	49 Giants.....14 (A)
	195	120

World Championship

W	Dec. 12	28 Bears.....21 (A)
---	---------	---------------------

1938

Won 6, Lost 3, Tied 2

Head Coach-Ray Flaherty		
W	Sept. 11	26 Eagles.....23 (A)
T	Sept. 18	16 Brooklyn.....16 (H)
W	Sept. 25	37 Rams.....13 (H)
L	Oct. 9	7 Giants.....10 (H)
W	Oct. 16	7 Lions.....5 (A)
W	Oct. 23	20 Eagles.....14 (H)
T	Oct. 30	6 Brooklyn.....6 (A)
W	Nov. 6	7 Steelers.....0 (A)
L	Nov. 13	7 Bears.....31 (A)
W	Nov. 27	15 Steelers.....0 (H)
L	Dec. 4	0 Giants.....36 (A)
	148	154

1939

Won 8, Lost 2, Tied 1

Head Coach-Ray Flaherty		
W	Sept. 17	7 Eagles.....0 (A)
T	Oct. 1	0 Giants.....0 (H)
W	Oct. 8	41 Brooklyn.....13 (H)
W	Oct. 15	44 Steelers.....14 (H)
W	Oct. 22	21 Steelers.....14 (A)
L	Oct. 29	14 Packers.....24 (A)
W	Nov. 5	7 Eagles.....6 (H)
W	Nov. 12	42 Brooklyn.....0 (A)
W	Nov. 19	28 Cardinals.....7 (H)
W	Nov. 26	31 Lions.....7 (H)

L	Dec. 3	7 Giants.....9 (A)
	242	94

1940

Won 9, Lost 2

Head Coach-Ray Flaherty		
W	Sept. 15	24 Brooklyn.....17 (H)
W	Sept. 22	21 Giants.....7 (H)
W	Oct. 6	40 Steelers.....10 (A)
W	Oct. 13	28 Cardinals.....21 (H)
W	Oct. 20	34 Eagles.....17 (H)
W	Oct. 27	20 Lions.....14 (A)
W	Nov. 3	37 Steelers.....10 (H)
L	Nov. 10	14 Brooklyn.....16 (A)
W	Nov. 17	7 Bears.....3 (H)
L	Nov. 24	7 Giants.....21 (A)
W	Dec. 1	13 Eagles.....6 (H)
	245	142

World Championship

L	Dec. 8	0 Bears.....73 (H)
---	--------	--------------------

1941

Won 6, Lost 5

Head Coach-Ray Flaherty		
L	Sept. 28	10 Giants.....17 (H)
W	Oct. 5	3 Brooklyn.....0 (H)
W	Oct. 12	24 Steelers.....20 (A)
W	Oct. 19	21 Eagles.....17 (A)
W	Oct. 26	17 Rams.....13 (H)
W	Nov. 2	23 Steelers.....3 (H)
L	Nov. 9	7 Brooklyn.....13 (A)
L	Nov. 16	21 Bears.....35 (A)
L	Nov. 23	13 Giants.....20 (A)
L	Nov. 30	17 Packers.....22 (H)
W	Dec. 7	20 Eagles.....14 (H)
	176	174

1942

Won 10, Lost 1

Head Coach-Ray Flaherty		
W	Sept. 20	28 Steelers.....14 (H)
L	Sept. 27	7 Giants.....14 (H)
W	Oct. 4	14 Eagles.....10 (A)
W	Oct. 11	33 Rams.....14 (H)
W	Oct. 18	21 Brooklyn.....10 (A)
W	Oct. 25	14 Steelers.....0 (A)
W	Nov. 1	30 Eagles.....27 (H)
W	Nov. 8	28 Cardinals.....0 (H)
W	Nov. 15	14 Giants.....7 (A)
W	Nov. 22	23 Brooklyn.....3 (H)
W	Nov. 29	15 Lions.....3 (A)
	227	102

World Championship

W	Dec. 13	14 Bears.....6 (H)
---	---------	--------------------

1943

Won 6, Lost 3, Tied 1

Head Coach-Arthur "Dutch" Bergman		
W	Oct. 10	27 Brooklyn.....0 (H)
W	Oct. 17	33 Packers.....7 (A)
W	Oct. 24	13 Cardinals.....7 (H)
W	Oct. 31	48 Brooklyn.....10 (A)
T	Nov. 7	14 Phil-Pitt.....14 (A)
W	Nov. 14	42 Lions.....20 (H)
W	Nov. 21	21 Bears.....7 (H)
L	Nov. 28	14 Phil-Pitt.....27 (H)
L	Dec. 5	10 Giants.....14 (A)

L	Dec. 12	7	Giants	31	(H)
		229		137	

Eastern Title Playoff

W	Dec. 19	28	Giants	0	(A)
---	---------	----	--------	---	-----

World Championship

L	Dec. 26	21	Bears	41	(A)
---	---------	----	-------	----	-----

1944 Won 6, Lost 3, Tied 1

Head Coach-Dudley DeGroot

T	Oct. 8	31	Eagles	31	(A)
W	Oct. 15	21	Yanks	14	(A)
W	Oct. 22	17	Brooklyn	14	(H)
W	Oct. 29	42	Card-Pitt	20	(H)
W	Nov. 5	14	Rams	10	(H)
W	Nov. 12	10	Brooklyn	0	(A)
L	Nov. 19	7	Eagles	37	(H)
W	Nov. 26	14	Yanks	7	(H)
L	Dec. 3	13	Giants	16	(A)
L	Dec. 10	0	Giants	31	(H)
		169		180	

1945 Won 8, Lost 2

Head Coach-Dudley DeGroot

L	Oct. 7	20	Yanks	28	(A)
W	Oct. 14	14	Steelers	0	(A)
W	Oct. 21	24	Eagles	14	(H)
W	Oct. 28	24	Giants	14	(H)
W	Nov. 4	24	Cardinals	21	(H)
W	Nov. 11	34	Yanks	7	(H)
W	Nov. 18	28	Bears	21	(H)
L	Nov. 25	0	Eagles	16	(A)
W	Dec. 2	24	Steelers	0	(H)
W	Dec. 9	17	Giants	0	(H)
		209		121	

World Championship

L	Dec. 16	14	Rams	15	(A)
---	---------	----	------	----	-----

1946 Won 5, Lost 5, Tied 1

Head Coach-A.G. "Turk" Edwards

T	Sept. 29	14	Steelers	14	(H)
W	Oct. 6	17	Lions	16	(H)
W	Oct. 13	24	Giants	14	(H)
W	Oct. 20	14	Yanks	6	(A)
L	Oct. 27	24	Eagles	28	(H)
L	Nov. 3	7	Steelers	14	(A)
W	Nov. 10	17	Yanks	14	(H)
L	Nov. 17	20	Bears	24	(A)
W	Nov. 24	27	Eagles	10	(A)
L	Dec. 1	7	Packers	20	(H)
L	Dec. 8	0	Giants	31	(A)
		171		191	

1947 Won 4, Lost 8

Head Coach-A.G. "Turk" Edwards

L	Sept. 28	42	Eagles	45	(A)
W	Oct. 5	27	Steelers	26	(H)
W	Oct. 12	28	Giants	20	(H)
L	Oct. 19	10	Packers	27	(A)
L	Oct. 26	20	Bears	56	(H)
L	Nov. 2	14	Eagles	38	(H)
L	Nov. 9	14	Steelers	21	(A)
L	Nov. 16	21	Lions	38	(A)
W	Nov. 23	45	Cardinals	21	(H)
L	Nov. 30	24	Yanks	27	(A)

L	Dec. 7	10	Giants	35	(A)
W	Dec. 14	40	Yanks	13	(H)
		295		367	

1948 Won 7, Lost 5

Head Coach-A.G. "Turk" Edwards

W	Sept. 26	17	Steelers	14	(H)
W	Oct. 3	41	Giants	10	(H)
L	Oct. 10	7	Steelers	10	(A)
L	Oct. 17	0	Eagles	45	(H)
W	Oct. 24	23	Packers	7	(A)
W	Oct. 31	59	Yanks	21	(H)
W	Nov. 7	23	Yanks	7	(H)
W	Nov. 14	46	Lions	21	(H)
L	Nov. 21	21	Eagles	42	(A)
L	Nov. 28	13	Bears	48	(A)
L	Dec. 5	13	Rams	41	(H)
W	Dec. 12	28	Giants	21	(A)
		291		287	

1949 Won 4, Lost 7, Tied 1

Head Coach-John Whelchel (7 games)

Head Coach-Herman Ball

L	Sept. 26	7	Cardinals	38	(A)
W	Oct. 3	27	Steelers	14	(A)
L	Oct. 9	35	Giants	45	(H)
W	Oct. 16	38	Bulldogs	14	(H)
L	Oct. 23	14	Eagles	49	(A)
T	Oct. 30	14	Bulldogs	14	(A)
W	Nov. 6	27	Steelers	14	(H)
L	Nov. 13	21	Eagles	44	(H)
L	Nov. 20	21	Bears	31	(H)
L	Nov. 27	7	Giants	23	(A)
W	Dec. 4	30	Packers	0	(H)
L	Dec. 11	27	Rams	53	(A)
		268		339	

1950 Won 3, Lost 9

Head Coach-Herman Ball

W	Sept. 17	38	Colts	14	(A)
L	Sept. 24	21	Packers	35	(A)
L	Oct. 1	7	Steelers	26	(H)
L	Oct. 8	17	Giants	21	(H)
L	Oct. 22	28	Cardinals	38	(H)
L	Oct. 29	3	Eagles	35	(A)
L	Nov. 5	21	Giants	24	(A)
L	Nov. 12	0	Eagles	33	(H)
L	Nov. 19	14	Browns	20	(A)
W	Nov. 26	38	Colts	28	(H)
W	Dec. 3	24	Steelers	7	(A)
L	Dec. 10	21	Browns	45	(H)
		232		326	

1951 Won 5, Lost 7

Head Coach-Herman Ball (3 games)

Head Coach-Dick Todd

L	Sept. 30	17	Lions	35	(A)
L	Oct. 7	14	Giants	35	(H)
L	Oct. 14	0	Browns	45	(A)
W	Oct. 21	7	Cardinals	3	(H)
W	Oct. 28	27	Eagles	23	(A)
L	Nov. 4	0	Bears	27	(H)
L	Nov. 11	14	Giants	28	(A)
W	Nov. 18	22	Steelers	7	(A)
W	Nov. 25	31	Rams	21	(H)

L Dec. 2	21	Eagles35	(H)
W Dec. 9	20	Cardinals17	(A)
L Dec. 16	10	Steelers20	(H)
	183		296	

1952 **Won 4, Lost 8**

Head Coach-Earl "Curly" Lambeau				
W Sept. 28	23	Cardinals7	(A)
L Oct. 5	20	Packers35	(A)
L Oct. 12	6	Cardinals17	(H)
W Oct. 19	28	Steelers24	(A)
L Oct. 26	15	Browns19	(A)
L Nov. 2	23	Steelers24	(H)
L Nov. 9	20	Eagles38	(A)
L Nov. 16	17	49ers23	(H)
L Nov. 23	10	Giants14	(H)
L Nov. 30	24	Browns48	(H)
W Dec. 7	27	Giants17	(A)
W Dec. 14	27	Eagles21	(H)
	240		287	

1953 **Won 6, Lost 5, Tied 1**

Head Coach-Earl "Curly" Lambeau				
W Sept. 27	24	Cardinals13	(A)
T Oct. 2	21	Eagles21	(A)
W Oct. 11	13	Giants9	(H)
L Oct. 18	14	Browns30	(H)
L Oct. 25	17	Colts27	(A)
L Nov. 1	3	Browns27	(A)
W Nov. 8	28	Cardinals17	(H)
L Nov. 15	24	Bears27	(H)
W Nov. 22	24	Giants21	(A)
W Nov. 29	17	Steelers9	(A)
W Dec. 6	10	Eagles0	(H)
L Dec. 13	13	Steelers14	(H)
	208		215	

1954 **Won 3, Lost 9**

Head Coach-Joe Kuharich				
L Sept. 26	7	49ers41	(A)
L Oct. 2	7	Steelers37	(A)
L Oct. 10	21	Giants51	(H)
L Oct. 17	21	Eagles49	(H)
L Oct. 24	7	Giants24	(A)
W Oct. 31	24	Colts21	(H)
L Nov. 7	3	Browns62	(A)
W Nov. 14	17	Steelers14	(H)
L Nov. 21	16	Cardinals38	(A)
L Nov. 28	33	Eagles41	(A)
L Dec. 5	14	Browns34	(H)
W Dec. 12	37	Cardinals20	(H)
	207		432	

1955 **Won 8, Lost 4**

Head Coach-Joe Kuharich				
W Sept. 25	27	Browns17	(A)
W Oct. 1	31	Eagles30	(A)
L Oct. 9	10	Cardinals24	(H)
L Oct. 16	14	Browns24	(H)
W Oct. 23	14	Colts13	(A)
L Oct. 30	7	Giants35	(A)
W Nov. 6	34	Eagles21	(H)
W Nov. 13	7	49ers0	(H)
W Nov. 20	31	Cardinals0	(A)
W Nov. 27	23	Steelers14	(A)
L Dec. 4	20	Giants27	(H)

W Dec. 11	28	Steelers17	(H)
	246		222	

1956 **Won 6, Lost 6**

Head Coach-Joe Kuharich				
L Sept. 30	13	Steelers30	(A)
L Oct. 6	9	Eagles13	(A)
L Oct. 14	3	Cardinals31	(H)
W Oct. 21	20	Browns9	(H)
W Oct. 28	17	Cardinals14	(A)
W Nov. 11	18	Lions17	(H)
W Nov. 18	33	Giants7	(H)
W Nov. 25	20	Browns17	(A)
L Dec. 2	14	Giants28	(A)
W Dec. 9	19	Eagles17	(H)
L Dec. 16	0	Steelers23	(H)
L Dec. 23	17	Colts19	(A)
	183		225	

1957 **Won 5, Lost 6, Tied 1**

Head Coach-Joe Kuharich				
L Sept. 29	7	Steelers28	(A)
W Oct. 6	37	Cardinals14	(A)
L Oct. 13	20	Giants24	(H)
L Oct. 20	14	Cardinals44	(H)
W Oct. 27	31	Giants14	(A)
L Nov. 3	17	Browns21	(A)
L Nov. 10	17	Colts21	(H)
T Nov. 17	30	Browns30	(H)
L Nov. 24	12	Eagles21	(A)
W Dec. 1	14	Bears3	(A)
W Dec. 8	42	Eagles7	(H)
W Dec. 15	10	Steelers3	(H)
	251		230	

1958 **Won 4, Lost 7, Tied 1**

Head Coach-Joe Kuharich				
W Sept. 18	24	Eagles14	(A)
L Oct. 4	10	Cardinals37	(A)
L Oct. 12	14	Giants21	(H)
W Oct. 19	37	Packers21	(H)
L Oct. 26	10	Colts35	(A)
L Nov. 2	16	Steelers24	(A)
W Nov. 9	45	Cardinals31	(H)
L Nov. 16	10	Browns20	(H)
L Nov. 23	0	Giants30	(A)
L Nov. 30	14	Browns21	(A)
T Dec. 7	14	Steelers14	(H)
W Dec. 14	20	Eagles0	(H)
	214		268	

1959 **Won 3, Lost 9**

Head Coach-Mike Nixon				
L Sept. 17	21	Cardinals49	(A)
W Oct. 4	23	Steelers17	(A)
W Oct. 11	23	Cardinals14	(H)
L Oct. 18	6	Steelers27	(H)
L Oct. 25	7	Browns34	(A)
L Nov. 1	23	Eagles30	(A)
W Nov. 8	27	Colts24	(H)
L Nov. 15	17	Browns31	(H)
L Nov. 22	0	Packers21	(A)
L Nov. 29	14	Giants45	(A)
L Dec. 6	14	Eagles34	(H)
L Dec. 13	10	Giants24	(H)
	185		350	

1960 **Won 1, Lost 9, Tied 2****Head Coach-Mike Nixon**

L	Sept. 25	0	Colts20	(A)
W	Oct. 9	26	Cowboys14	(H)
T	Oct. 16	24	Giants24	(A)
T	Oct. 23	27	Steelers27	(A)
L	Oct. 30	10	Browns31	(H)
L	Nov. 6	7	Cardinals44	(A)
L	Nov. 13	13	Eagles19	(A)
L	Nov. 20	14	Cardinals26	(H)
L	Nov. 27	10	Steelers22	(A)
L	Dec. 4	16	Browns27	(A)
L	Dec. 11	3	Giants17	(H)
L	Dec. 18	28	Eagles38	(H)
		178		309	

1961 **Won 1, Lost 12, Tied 1****Head Coach-Bill McPeak**

L	Sept. 17	3	49ers35	(A)
L	Sept. 24	7	Eagles14	(A)
L	Oct. 1	21	Giants24	(H)
L	Oct. 8	7	Browns31	(A)
L	Oct. 15	0	Steelers20	(A)
L	Oct. 22	0	Cardinals24	(H)
L	Oct. 29	24	Eagles27	(H)
L	Nov. 5	0	Giants53	(A)
L	Nov. 12	6	Browns17	(H)
T	Nov. 19	28	Cowboys28	(A)
L	Nov. 26	6	Colts27	(H)
L	Dec. 3	24	Cardinals38	(A)
L	Dec. 10	14	Steelers30	(H)
W	Dec. 17	34	Cowboys24	(H)
		174		392	

1962 **Won 5, Lost 7, Tied 2****Head Coach-Bill McPeak**

T	Sept. 16	35	Cowboys35	(A)
W	Sept. 23	17	Browns16	(A)
W	Sept. 30	24	Cardinals14	(H)
W	Oct. 8	20	Rams14	(H)
T	Oct. 14	17	Cardinals17	(A)
W	Oct. 21	27	Eagles21	(A)
L	Oct. 28	34	Giants49	(A)
L	Nov. 4	10	Cowboys38	(H)
W	Nov. 11	17	Browns9	(H)
L	Nov. 18	21	Steelers23	(A)
L	Nov. 25	24	Giants42	(H)
L	Dec. 2	14	Eagles37	(H)
L	Dec. 8	21	Colts34	(A)
L	Dec. 15	24	Steelers27	(H)
		305		376	

1963 **Won 3, Lost 11****Head Coach-Bill McPeak**

L	Sept. 15	14	Browns37	(A)
W	Sept. 21	37	Rams14	(A)
W	Sept. 29	21	Cowboys17	(H)
L	Oct. 6	14	Giants24	(H)
L	Oct. 13	24	Eagles37	(H)
L	Oct. 20	27	Steelers38	(A)
L	Oct. 27	7	Cardinals21	(H)
L	Nov. 3	20	Cowboys35	(A)
L	Nov. 10	20	Cardinals24	(A)
L	Nov. 17	28	Steelers34	(H)
W	Nov. 24	13	Eagles10	(A)

L	Dec. 1	20	Colts36	(H)
L	Dec. 8	14	Giants44	(A)
L	Dec. 15	20	Browns27	(H)
		279		398	

1964 **Won 6, Lost 8****Head Coach-Bill McPeak**

L	Sept. 13	13	Browns27	(H)
L	Sept. 20	18	Cowboys24	(A)
L	Sept. 25	10	Giants13	(A)
L	Oct. 4	17	Cardinals23	(H)
W	Oct. 11	35	Eagles20	(H)
L	Oct. 18	24	Cardinals38	(A)
W	Oct. 25	27	Bears20	(H)
W	Nov. 1	21	Eagles10	(A)
L	Nov. 8	24	Browns34	(A)
W	Nov. 15	30	Steelers0	(A)
W	Nov. 22	28	Cowboys16	(H)
W	Nov. 29	36	Giants21	(H)
L	Dec. 6	7	Steelers14	(H)
L	Dec. 13	17	Colts45	(A)
		307		305	

1965 **Won 6, Lost 8****Head Coach-Bill McPeak**

L	Sept. 19	7	Browns17	(H)
L	Sept. 26	7	Cowboys27	(A)
L	Oct. 3	10	Lions14	(A)
L	Oct. 10	16	Cardinals37	(H)
L	Oct. 17	7	Colts38	(H)
W	Oct. 24	24	Cardinals20	(A)
W	Oct. 31	23	Eagles21	(H)
W	Nov. 7	23	Giants7	(A)
L	Nov. 14	14	Eagles21	(A)
W	Nov. 21	31	Steelers3	(A)
W	Nov. 28	34	Cowboys31	(H)
L	Dec. 5	16	Browns24	(A)
L	Dec. 12	10	Giants27	(H)
W	Dec. 19	35	Steelers14	(H)
		257		301	

1966 **Won 7, Lost 7****Head Coach-Otto Graham**

L	Sept. 11	14	Browns38	(H)
L	Sept. 18	7	Cardinals23	(A)
W	Sept. 25	33	Steelers27	(A)
W	Oct. 2	24	Steelers10	(H)
W	Oct. 9	33	Falcons20	(H)
L	Oct. 16	10	Giants13	(A)
W	Oct. 23	26	Cardinals20	(H)
W	Oct. 30	27	Eagles13	(A)
L	Nov. 6	10	Colts37	(A)
L	Nov. 13	30	Cowboys31	(H)
L	Nov. 20	3	Browns14	(A)
W	Nov. 27	72	Giants41	(H)
W	Dec. 11	34	Cowboys31	(A)
L	Dec. 18	28	Eagles37	(H)
		351		355	

1967 **Won 5, Lost 6, Tied 3****Head Coach-Otto Graham**

L	Sept. 17	24	Eagles35	(A)
W	Sept. 24	30	Saints10	(A)
W	Oct. 1	38	Giants34	(H)
L	Oct. 8	14	Cowboys17	(H)
T	Oct. 15	20	Falcons20	(A)

T	Oct. 22	28	Rams28	(A)
L	Oct. 29	13	Colts17	(H)
L	Nov. 5	21	Cardinals27	(H)
W	Nov. 12	31	49ers28	(H)
W	Nov. 19	27	Cowboys20	(A)
L	Nov. 26	37	Browns42	(A)
T	Dec. 3	35	Eagles35	(H)
W	Dec. 10	15	Steelers10	(A)
L	Dec. 17	14	Saints30	(H)
		347		353	

1968

Won 5, Lost 9

Head Coach-Otto Graham

W	Sept. 15	38	Bears28	(A)
L	Sept. 22	17	Saints37	(A)
L	Sept. 29	21	Giants48	(A)
W	Oct. 6	17	Eagles14	(H)
W	Oct. 13	16	Steelers13	(H)
L	Oct. 20	14	Cardinals41	(A)
L	Oct. 27	10	Giants13	(H)
L	Nov. 3	14	Vikings27	(A)
W	Nov. 10	16	Eagles10	(A)
L	Nov. 17	24	Cowboys44	(H)
L	Nov. 24	7	Packers27	(H)
L	Nov. 28	20	Cowboys29	(A)
L	Dec. 8	21	Browns24	(H)
W	Dec. 15	14	Lions3	(H)
		249		358	

1969

Won 7, Lost 5, Tied 2

Head Coach-Vince Lombardi

W	Sept. 21	26	Saints20	(A)
L	Sept. 28	23	Browns27	(A)
T	Oct. 5	17	49ers17	(A)
W	Oct. 12	33	Cardinals17	(H)
W	Oct. 19	20	Giants14	(H)
W	Oct. 26	14	Steelers7	(A)
L	Nov. 2	17	Colts41	(A)
T	Nov. 9	28	Eagles28	(H)
L	Nov. 16	28	Cowboys41	(H)
W	Nov. 23	27	Falcons20	(H)
L	Nov. 30	13	Rams24	(H)
W	Dec. 7	34	Eagles29	(A)
W	Dec. 14	17	Saints14	(H)
L	Dec. 21	10	Cowboys20	(A)
		307		319	



1991 Super Bowl XXVI Champions

1970 Won 6, Lost 8

Head Coach - Bill Austin

Sept 20	L	17-26	at San Francisco	34,984
Sept 27	L	17-27	at St. Louis	44,246
Oct 4	W	33-21	at Philadelphia	60,658
Oct 11	W	31-10	Detroit	50,414
Oct 19	L	20-34	at Oakland	54,471
Oct 25	W	20-0	Cincinnati	50,415
Nov 1	W	19-3	at Denver	50,705
Nov 8	L	10-19	Minnesota	50,415
Nov 15	L	33-35	at New York Giants	62,915
Nov 22	L	21-45	Dallas	50,415
Nov 29	L	24-27	New York Giants	50,415
Dec 6	L	0-34	at Dallas	57,936
Dec 13	W	24-6	Philadelphia	50,415
Dec 20	W	28-27	St. Louis	50,415

Redskins Opponents

TOTAL FIRST DOWNS	249	266
Rushing	122	125
Passing	100	125
Penalty	27	16
TOTAL NET YARDS	4,129	4,333
Avg. Per Game	295.1	309.6
Total Plays	815	866
Avg. Per Play	5.1	5.0

NET YARDS RUSHING

Avg. Per Game	144.4	147.9
Total Rushes	444	468

NET YARDS PASSING

Avg. Per Game	150.6	161.8
Sacked/Yards Lost	29/249	25/169
Gross Yards	2,357	2,434

ATT./COMPLETIONS

Completion Pct.	59.4	54.8
Had Intercepted	10	15

PUNT/AVERAGE

	61/40.9	56/39.3
--	---------	---------

PENALTIES/YARDS

	65/613	87/930
--	--------	--------

FUMBLES/LOST

	26/14	22/13
--	-------	-------

TOUCHDOWNS

Rushing	11	19
Passing	23	14
Returns	0	4

SCORE BY PERIODS

	I	2	3	4	OT	PTS
REDSKINS	68	75	72	82	0	297
Opponents	51	89	83	91	0	314

SCORING

	TD	Ru	Pa	Rt	Pat	FG	S	TP
Knight	0	0	0	0	33/34	20/27	0	93
Smith	9	0	9	0	0/0	0/0	0	54
Taylor	8	0	8	0	0/0	0/0	0	48
Brown	7	5	2	0	0/0	0/0	0	42
Harraway	5	5	0	0	0/0	0/0	0	30
REDSKINS	34	11	23	0	33/34	20/27	0	297
Opponents	37	19	14	4	36/37	18/26	0	314

RUSHING

	No.	Yds	Avg	Long	TD
Brown	237	1125	4.8	75	5
Harraway	146	577	4.0	57	5
Dyer	21	102	4.9	12	0
REDSKINS	444	2,021	4.6	75	11
Opponents	468	2,068	4.5	40	19

PASSING

	Att	Comp	Yds	Cmp%	Yds/Att	TD	TD%	Int	Int%	Long	Sack/Lost	Rating
Jurgensen	337	202	2,354	59.9	7.0	23	6.8	10	3.0	66	25/214	91.7

RECEIVING	No.	Yds	Avg	Long	TD
Smith	43	575	13.4	41	9
Taylor	42	593	14.1	41	8
Brown	37	341	9.2	66	2

REDSKINS	203	2,357	11.6	66	23
Opponents	205	2,434	11.9	57	14

INTERCEP.

	No.	Yds	Avg	Long	TD
Owens	4	86	21.5	32	0
Bass	4	37	9.3	22	0
R. Harris	3	67	22.3	25	0
REDSKINS	15	240	16.0	32	0
Opponents	10	181	18.1	41	1

PUNTING

	No.	Yds	Avg	Long	Blk
Bragg	61	2,493	40.9	66	1
Opponents	56	2,199	39.3	68	1

PUNT RETURNS

	Ret	Yds	Avg	TD
R. Harris	14	10	0.7	0
REDSKINS	27	45	1.7	0
Opponents	35	259	7.4	0

KICKOFF RETURNS

	No.	Yds	Avg	TD
Vactor	28	700	25.0	0
REDSKINS	61	1,223	20.0	0
Opponents	49	1,181	24.1	1

FIELD GOALS

	1-19	20-29	30-39	40-49	50+
Knight	6/6	5/5	5/7	4/9	0/0
Opponents	3/3	6/10	5/5	4/7	0/1

NOTABLE

Record (Finish): 6-8 (4th NFC East)

National Honors: RB Larry Brown; PFWA All-Pro Team, All-NFC Team, Pro Bowl; C Len Hauss; Pro Bowl; LB Chris Hanburger; All-NFC Team.

Starters - Offense: WR Charley Taylor (14), LT Jim Snowden (14), LG Ray Schoenke (13), C Len Hauss (14), RG Vince Promuto (3), RT Walter Rock (13), TE Jerry Smith (14), WR Pat Richter (1), QB Sonny Jurgensen (14), RB Larry Brown (13), RB Charlie Harraway (13), RG/LG (5/1), RG Roy Schmidt (6), WR Walter Roberts (12), RT Steve Wright (1), WR/RB Henry Dyer (1/1).

Defense: LE/RE Leo Carroll (5/2), LT Floyd Peters (9), RT/RE Bill Brundige (13/1), RE Bruce Anderson (8), LLB Harold McLinton (13), MLB Marlin McKeever (12), RLB Chris Hanburger (14), LCB Pat Fischer (14), RCB Mike Bass (14), LS Brig Owens (14), RS Rickie Harris (12), RS Jon Jaqua (2), LLB Tom Roussel (1), MLB Rusty Tillman (2), LT Manny Sistrunk (3), RE/LT/RT Frank Bosch (3/2/1), LE John Hoffman (9).

1971 **Won 9, Lost 4, Tie 1****Head Coach - George Allen**

Sept 19	W	24-17	at St. Louis	46,805
Sept 26	W	30-3	at New York Giants	62,795
Oct 3	W	20-16	at Dallas	72,000
Oct 10	W	22-13	Houston	53,041
Oct 17	W	20-0	St. Louis	53,041
Oct 24	L	20-27	at Kansas City	51,989
Oct 31	W	24-14	New Orleans	53,041
Nov 7	T	7-7	Philadelphia	53,041
Nov 14	L	15-16	at Chicago	55,049
Nov 21	L	0-13	Dallas	53,041
Nov 28	W	20-13	at Philadelphia	65,358
Dec 5	W	23-7	New York Giants	53,041
Dec 13	W	38-24	at Los Angeles	80,402
Dec 19	L	13-20	Cleveland	53,041

Playoffs

Dec 26 L 20-24 at San Francisco

Redskins Opponents

TOTAL FIRST DOWNS ..	212	214						
Rushing	76	72						
Passing	113	120						
Penalty	23	22						
TOTAL NET YARDS	4,029	3,523						
Avg. Per Game	287.8	251.6						
Total Plays	828	855						
Avg. Per Play	4.9	4.1						
NET YARDS RUSHING ..	1,756	1,396						
Avg. Per Game	125.4	99.7						
Total Rushes	477	408						
NET YARDS PASSING ..	2,273	2,127						
Avg. Per Game	162.4	151.9						
Sacked/Yards Lost	17/118	36/321						
Gross Yards	2,391	2,448						
Att./Completions	334/182	411/191						
Completion Pct.	54.5	46.5						
Had Intercepted	15	29						
PUNT/AVERAGE	59/40.5	76/41.4						
PENALTIES/YARDS	80/796	92/715						
FUMBLES/LOST	32/20	22/12						
TOUCHDOWNS	27	20						
Rushing	8	7						
Passing	13	11						
Returns	6	2						
SCORE BY PERIODS 1 2 3 4 OT PTS								
REDSKINS	77	103	36	60	0	276		
Opponents	26	42	39	83	0	190		
SCORING TD-Ru-Pa-Rt Pat FG S TP								
Knight	0	0	0	27/27	29/49	0	114	
Brown	6	4	2	0/0	0/0	0	36	
Jefferson	4	0	4	0/0	0/0	0	24	
Taylor	4	0	4	0/0	0/0	0	24	
Harraway	2	2	0	0/0	0/0	0	12	
REDSKINS	27	8	13	6	27/27	29/49	0	276
Opponents	20	7	11	2	19/20	17/33	0	190
RUSHING No. Yds Avg Long TD								
Brown	253	948	3.7	34	4			
Harraway	156	635	4.1	57	2			
Mason	31	85	2.7	11	0			

PASSING	Att	Comp	Yds	Cmp%	Yds/Att	TD	TD%	Int	Int%	Long	Sack/Lost	Rating
Kilmer	306	166	2221	54.2	7.31	13	4.3	13	4.3	71	16/110	74.0
Jurgensen	28	16	170	57.1	6.07	0	0.0	2	7.1		1/8	45.5

REDSKINS	477	1756	3.7	57	8
Opponents	408	1396	3.4	40	7
RECEIVING No. Yds Avg Long TD					
Jefferson	47	701	14.9	70	4
Dowler	26	352	13.5	30	0
Taylor	24	370	15.4	71	4
REDSKINS	182	2391	13.1	71	13
Opponents	191	2448	12.8	58	11
INTERCEP. No. Yds Avg Long TD					
Bass	8	78	10.0	38	1
Petitbon	5	102	20.4	42	0
Pardee	5	58	11.6	20	1
REDSKINS	29	480	16.6	53	5
Opponents	15	284	18.9	82	1
PUNTING No. Yds Avg Long Blk					
Bragg	59	2,391	40.5	59	1
Opponents	76	3147	41.4	59	0
PUNT RETURNS Ret Yds Avg TD					
Duncan	22	233	10.6	0	
REDSKINS	44	416	9.5	0	
Opponents	16	87	5.4	0	
KICKOFF RETURNS No. Yds Avg TD					
Duncan	27	724	26.8	1	
REDSKINS	43	913	21.2	1	
Opponents	61	1,070	17.5	1	
FIELD GOALS 1-19 20-29 30-39 40-49 50+					
Knight	10/12	6/9	8/14	3/11	2/3
Opponents	5/5	6/7	3/9	3/9	0/3

NOTABLE**Record:** (Finish): 9-4-1 (2nd NFC East)

National Honors: RB Larry Brown: All-NFC Team, Pro Bowl; C Len Hauss: Pro Bowl; WR Roy Jefferson: All-NFC Team, Pro Bowl; K Curt Knight: PFWA All-Pro Team, Pro Bowl; LB Jack Pardee: All-NFC Team; Coach George Allen: PGWA Coach of the Year.

Starters: Offense: WR Charley Taylor (6), LT Jim Snowden (14), LG Ray Schoenke (14), C Len Hauss (14), RG John Wilbur (14), RT Walter Rock (14), TE Jerry Smith (7), WR Roy Jefferson (4), QB Billy Kilmer (13), RB Larry Brown (13), RB Charlie Harraway (14), QB Sonny Jurgensen (1), WR Boyd Dowler (7), WR Clifton McNeil (1), TE Mack Alston (7), RB Tommy Mason (1).

Defense: LE Ron McDole (14), LT Manny Sistrunk (14), RT Diron Talbert (14), RE Verlon Biggs (13), LLB Jack Pardee (14), MLB Myron Pottios (14), RLB Chris Hanburger (14), LCB Pat Fischer (14), RCB Mike Bass (14), LS Richie Petitbon (13), RS Brigg Owens (14), RE Jimmie Jones (1), LS Jon Jaqua (1).

1972

Won 11, Lost 3

Head Coach - George Allen			
Sept 18	W	24-21 at Minnesota	47,900
Sept 24	W	24-10 St. Louis	53,039
Oct 1	L	23-24 at New England	60,999
Oct 8	W	14-0 Philadelphia	53,039
Oct 15	W	33-3 at St. Louis	50,454
Oct 22	W	24-20 Dallas	53,039
Oct 29	W	23-16 at New York Giants	62,878
Nov 5	W	35-17 at New York Jets	63,962
Nov 12	W	27-13 New York Giants	53,039
Nov 20	W	24-13 Atlanta	53,039
Nov 26	W	21-16 Green Bay	53,039
Dec 3	W	23-7 at Philadelphia	65,720
Dec 9	L	24-34 at Dallas	65,136
Dec 17	L	17-24 Buffalo	53,039

Playoffs

Dec 24	W	16-3 Green Bay
Dec 31	W	26-3 Dallas

Super Bowl VII, Los Angeles, CA

Jan 14	L	7-14 Miami
--------	---	------------

	Redskins	Opponents						
TOTAL FIRST DOWNS ..	237	223						
Rushing ..	110	95						
Passing ..	106	108						
Penalty ..	21	20						
TOTAL NET YARDS ..	4,275	3,695						
Avg. Per Game ..	305	264						
Total Plays ..	808	830						
Avg. Per Play ..	5.3	4.5						
NET YARDS RUSHING ..	2,082	1,733						
Avg. Per Game ..	149	124						
Total Rushes ..	513	427						
NET YARDS PASSING ..	2,193	1,872						
Avg. Per Game ..	157	134						
Sacked/Yards Lost ..	11/88	35/268						
Gross Yards ..	2,281	2,140						
Att./Completions ..	284/159	368/186						
Completion Pct. ..	55.9	50.5						
Had Intercepted ..	15	17						
PUNTAVERAGE ..	59/38.5	69/40.7						
PENALTIES/YARDS ..	78/721	64/668						
FUMBLE/LOST ..	27/11	28/16						
TOUCHDOWNS ..	42	23						
Rushing ..	17	12						
Passing ..	21	10						
Returns ..	4	1						
SCORE BY PERIODS 1 2 3 4 OT PTS								
REDSKINS ..	30	105	92	109	0	336		
Opponents ..	58	56	43	61	0	218		
SCORING TD-Ru-Pa-Rt Pnt FG S TP								
Knight ..	0	0	0	40/42	14/30	0	82	
Brown ..	12	8	4	0	0	0	72	
Smith ..	7	0	7	0	0	0	42	
Taylor ..	7	0	7	0	0	0	42	
Harraway ..	6	6	0	0	0	0	36	
REDSKINS ..	42	17	21	4	40/42	14/30	1	336
Opponents ..	23	12	10	1	23/23	19/34	0	218

PASSING	Att	Comp	Yds	Cmp%	Yds/Att	TD	TD%	Int	Int%	Long	Sack/Lost	Rating
Kilmer	225	120	1,648	53.3	7.3	19	8.4	11	4.9	89	9/67	84.6
Jurgensen	59	39	633	66.1	10.7	2	3.4	4	6.8	36	2/21	84.9

RUSHING	No.	Yds	Avg	Long	TD	
Brown ..	285	1,216	4.3	38	8	
Harraway ..	148	567	3.8	24	6	
Mul-Key ..	33	155	4.7	35	1	
REDSKINS ..	513	2,082	4.1	35	17	
Opponents ..	427	1,733	4.1	41	12	
RECEIVING	No.	Yds	Avg	Long	TD	
Taylor ..	49	673	13.7	70	7	
Jefferson ..	35	550	15.7	45	3	
Brown ..	32	473	14.8	89	4	
REDSKINS ..	159	2,281	14.3	89	21	
Opponents ..	186	2,140	11.5	40	10	
INTERCEP.	No.	Yds	Avg.	Long	TD	
Hanburger ..	4	98	24.5	41	1	
Fischer ..	4	61	15.3	35	0	
Bass ..	3	53	17.7	29	0	
REDSKINS ..	17	287	16.9	41	1	
Opponents ..	15	160	10.7	49	1	
PUNTING	No.	Yds	Avg	Long	Blk	
Bragg ..	59	2,273	38.5	62	0	
Opponents ..	69	2802	40.7	58	3	
PUNT RETURNS	Ret	FC	Yds	Avg	Lg	TD
Vactor ..	17	14	88	5.2	28	0
REDSKINS ..	34	22	159	4.7	28	0
Opponents ..	20	28	39	2.0	13	0
KICKOFF RETURNS	No.	Yds	Avg	Lg	TD	
Duncan ..	15	364	24.3	41	0	
REDSKINS ..	48	1,133	23.6	44	0	
Opponents ..	53	1,191	22.5	77	0	
FIELD GOALS	1-19	20-29	30-39	40-49	50+	
Knight ..	4/4	0/3	6/11	4/8	0/4	
Opponents ..	6/6	4/7	4/9	4/9	1/3	

NOTABLE

Record: (Finish): 11-3 (NFC Champions)

National Honors: RB Larry Brown; PFWA All-Pro Team, NEA All-Pro Team, All-NFC Team, Pro Bowl; PR Speedy Duncan: Pro Bowl; LB Chris Hanburger: PFWA All-Pro Team, NEA All-Pro Team, All-NFC Team, Pro Bowl; C Len Hauss: PFWA All-Pro Second Team, NEA All-Pro Team, Pro Bowl; QB Billy Kilmer: All-NFC Team, Pro Bowl; WR Charley Taylor: Pro Bowl; DE Verlon Biggs: PFWA All-Pro Second Team; CB Pat Fischer: NEA All-Pro Second Team.

Starters: Offense: WR Charley Taylor (14), LT Terry Hermeling (14), LG Paul Laaveg (14), C Len Hauss (14), RG John Wilbur (14), RT Walter Rock (14), TE Jerry Smith (14), WR Roy Jefferson (14), QB Billy Kilmer (10), RB Larry Brown (12), RB Charlie Harraway (14), QB Sonny Jurgensen (4), RB Bob Brunet (1), RB Herb Mul-Key (1)

Defense: LE Ron McDole (14), LT Manny Sistrunk (4), RT Diron Talbert (14), RE Verlon Biggs (14), LLL Jack Pardee (13), MLB/LLB Harold McLinton (7/1), RLB Chris Hanburger (14), LCB Pat Fischer (14), RCB Mike Bass (14), LS Richie Petitbon (3), RS Roosevelt Taylor (14), RT Bill Brundige (10), MLB Myron Pottios (7), LS Brig Owens (11).

1973

Won 10, Lost 4

Head Coach - George Allen

Sept 16	W	38-0	San Diego	53,589
Sept 23	L	27-34	at St. Louis	50,316
Sept 30	W	28-7	at Philadelphia	64,147
Oct 8	W	14-7	Dallas	54,314
Oct 14	W	21-3	at New York Giants	70,168
Oct 21	W	31-13	St. Louis	54,381
Oct 28	L	3-19	at New Orleans	66,315
Nov 5	L	16-21	at Pittsburgh	49,220
Nov 11	W	33-9	San Francisco	54,381
Nov 18	W	22-14	Baltimore	52,675
Nov 22	W	20-0	at Detroit	46,807
Dec 2	W	27-24	New York Giants	53,590
Dec 9	L	7-27	at Dallas	62,195
Dec 16	W	38-20	Philadelphia	49,484

Playoffs

Dec 22 L 20-27 at Minnesota

	Redskins	Opponents
TOTAL FIRST DOWNS	232	233
Rushing	76	89
Passing	131	119
Penalty	25	25
TOTAL NET YARDS	3,797	3,774
Avg. Per Game	271.2	269.6
Total Plays	862	937
Avg. Per Play	4.4	4.0
NET YARDS RUSHING	1,439	1,603
Avg. Per Game	102.4	114.5
Total Rushes	459	480
NET YARDS PASSING	2,358	2,171
Avg. Per Game	168.8	155.0
Sacked/Yards Lost	31/202	53/360
Gross Yards	2,560	2,531
Att./Completions	373/209	404/203
Completion Pct.	56.2	50.2
Had Intercepted	14	26
PUNT/AVERAGE	64/40.3	81/38.4
PENALTIES/YARDS	81/771	86/708
FUMBLES/LOST	32/18	35/18
TOUCHDOWNS	37	21
Rushing	9	8
Passing	20	12
Returns	8	1

SCORE BY PERIODS	1	2	3	4	OT	PTS
REDSKINS	72	70	57	126	0	325
Opponents	44	62	45	47	0	198

SCORING	TD-Ru	Pa-Rt	Pat	FG	S	TP		
Knight	0	0	0	0	37/37	22/42	0	103
Brown	14	8	6	0	0/0	0/0	0	84
C. Taylor	7	0	7	0	0/0	0/0	0	42
Harraway	4	1	3	0	0/0	0/0	0	24
REDSKINS	37	9	20	8	37/37	22/42	0	325
Opponents	21	8	12	1	21/21	17/28	0	198

RUSHING	No.	Yds	Avg	Long	TD
Brown	273	860	3.2	27	8
Harraway	128	452	3.5	16	1
Thomas	32	95	3.0	13	0
REDSKINS	459	1,439	3.1	27	9
Opponents	480	1,603	3.3	35	8

PASSING	Att	Comp	Yds	Cmp%	Yds/Att	TD	TD%	Int	Int%	Long	Sack/Lost	Rating
Kilmer	228	122	1,656	53.7	7.3	14	6.2	9	4.0	64	15/88	81.3
Jurgensen	145	87	904	60.0	6.2	6	4.1	5	3.4	36	16/114	77.4

RECEIVING	No.	Yds	Avg	Long	TD	
C. Taylor	59	801	13.6	53	7	
Jefferson	41	595	14.5	36	1	
Brown	40	482	12.0	64	6	
REDSKINS	209	2,560	12.2	64	20	
Opponents	203	2,531	12.5	73	12	
INTERCEP.	No.	Yds	Avg.	Long	TD	
Houston	6	32	5.3	22	0	
Bass	5	161	32.2	68	1	
Owens	5	123	24.6	27	1	
REDSKINS	26	598	23.0	68	4	
Opponents	14	173	12.4	64	0	
PUNTING	No.	Yds	Avg	Long	Blk	
Bragg	64	2,581	40.3	61	0	
Opponents	81	3,112	38.4	62	4	
PUNT RETURNS	Ret	FC	Yds	Avg	Lg	TD
Duncan	28	11	218	7.8	22	0
REDSKINS	40	17	321	8.0	27	0
Opponents	14	30	104	7.4	37	0
KICKOFF RETURNS	No.	Yds	Avg	Lg	TD	
Mul-Key	36	1,011	28.1	97	1	
REDSKINS	43	1,118	26.0	97	1	
Opponents	61	1,237	20.3	97	1	
FIELD GOALS	1-19	20-29	30-39	40-49	50+	
Knight	8/8	5/7	6/13	3/9	0/5	
Opponents	3/3	6/8	6/11	2/5	0/1	

NOTABLE

Record: (Finish): 10-4 (2nd NFC East)

National Honors: LB Chris Hanburger; NEA All-Pro Team, PFWA All-Pro Second Team, All-NFC Team, Pro Bowl; FS Ken Houston; NEA All-Pro Second Team, PFWA All-Pro Second Team, All-NFC Team, Pro Bowl; KR Herb Mul-Key; Pro Bowl; WR Charley Taylor; Pro Bowl; C Len Hauss; PFWA All-Pro Second Team.

Starters: Offense: WR Charley Taylor (14), LT Terry Hermeling (13), LG Paul Laaveg (14), C Len Hauss (14), RG John Wilbur (14), RT Walter Rock (6), TE Alvin Reed (5), WR Roy Jefferson (14), QB Billy Kilmer (10), RB Larry Brown (14), RB Charlie Harraway (14), LT Ray Schoenke (1), RT George Starke (8), TE Jerry Smith (9), QB Sonny Jurgensen (4).

Defense: LE Ron McDole (14), LT Manny Sistrunk (2), RT Diron Talbert (14), RE Verlon Biggs (14), LLB Dave Robinson (14), MLB Harold McLinton (8), RLB Chris Hanburger (14), LCB Pat Fischer (14), RCB Mike Bass (14), LS Ken Houston (14), RS Brig Owens (14), LT Bill Brundidge (12), MLB Myron Pottios (6).

1974

Won 10, Lost 4

Head Coach - George Allen					
Sept 15	W	13-10	at New York Giants	51,764	
Sept 22	L	10-17	St. Louis	53,888	
Sept 30	W	30-3	Denver	54,395	
Oct 6	L	17-28	at Cincinnati	56,175	
Oct 13	W	20-17	Miami	54,395	
Oct 20	W	24-3	New York Giants	53,363	
Oct 27	L	20-23	at St. Louis	50,767	
Nov 3	W	17-6	at Green Bay	56,267	
Nov 10	W	27-20	at Philadelphia	65,947	
Nov 17	W	28-21	Dallas	54,395	
Nov 24	W	26-7	Philadelphia	54,395	
Nov 28	L	23-24	at Dallas	63,243	
Dec 9	W	23-17	at Los Angeles	87,313	
Dec 15	W	42-0	Chicago	52,085	
Playoffs					
Dec 22	L	10-19	at Los Angeles		

Redskins		Opponents	
TOTAL FIRST DOWNS ..	249	210	
Rushing	77	79	
Passing	156	114	
Penalty	16	17	
TOTAL NET YARDS	4,255	3,275	
Avg. Per Game	303.9	234.0	
Total Plays	908	843	
Avg. Per Play	4.7	3.9	
NET YARDS RUSHING ..	1,440	1,439	
Avg. Per Game	102.3	102.8	
Total Rushes	471	412	
NET YARDS PASSING ..	2,809	1,839	
Avg. Per Game	200.6	131.4	
Sacked/Yards Lost	25/176	31/250	
Gross Yards	2,978	2,102	
Att./Completions	413/254	400/197	
Completion Pct.	61.5	49.3	
Had Intercepted	11	25	
PUNT/AVERAGE	73/38.1	81/38.5	
PENALTIES/YARDS	78/661	69/529	
FUMBLES/LOST	17/9	28/15	
TOUCHDOWNS	38	24	
Rushing	11	7	
Passing	22	13	
Returns	5	4	

SCORE BY PERIODS	1	2	3	4	OT	PTS		
REDSKINS	37	120	61	102	0	320		
Opponents	49	41	71	35	0	196		
SCORING	TD	Ru	Pa	Rt	Pat	FG	S	TP
Moseley	0	0	0	0	27/30	18/30	0	81
Brown	7	3	4	0	0/0	0/0	0	42
Thomas	6	5	1	0	0/0	0/0	0	36
Taylor	5	0	5	0	0/0	0/0	0	30
Jefferson	4	0	4	0	0/0	0/0	0	24
REDSKINS	38	11	22	5	35/38	19/31	0	320
OPPONENTS ..	24	7	13	4	22/24	10/14	0	196
RUSHING	No.	Yds	Avg	Long	TD			
Brown	163	430	3.2	16	3			
Denson	103	391	3.8	23	0			
Thomas	95	347	3.7	66	5			
REDSKINS	471	1,440	3.1	66	11			
Opponents	412	1,439	3.5	75	7			
PASSING	Att	Comp	Yds	Cmp%	Yds/Att			
Kilmer	234	137	1,632	58.5	7.0			
Jurgensen	167	107	1,185	64.1	7.1			

RECEIVING	No.	Yds	Avg	Long	TD	
Taylor	54	738	13.7	51	5	
J. Smith	44	554	12.6	30	3	
Jefferson	43	654	15.2	43	4	
REDSKINS	254	2,978	11.7	69	22	
Opponents	197	2,102	10.7	52	13	
INTERCEP.	No.	Yds	Avg.	Long	TD	
Stone	5	95	19.0	31	0	
Hanburger	4	6	1.5	5	0	
Owens	4	59	14.8	24	0	
REDSKINS	25	328	13.1	37	2	
Opponents	11	79	7.2	53	1	
PUNTING	No.	Yds	Avg	Long	Blk	
Bragg	73	2,780	38.1	51	1	
Opponents	81	3,119	38.5	64	2	
PUNT RETURNS	Ret	FC	Yds	Avg	Lg	TD
Theissmann	15	3	157	10.5	44	0
REDSKINS	45	6	453	10.1	55	1
Opponents	51	3	458	9.0	50	1
KICKOFF RETURNS	No.	Yds	Avg	Lg	TD	
L. Jones	23	672	29.2	102	1	
REDSKINS	45	1,166	25.9	102	1	
Opponents	64	1,379	21.5	52	0	
FIELD GOALS	1-19	20-29	30-39	40-49	50+	
Moseley	1/1	2/5	9/13	6/10	0/1	
Opponents	0/0	2/2	5/8	3/4	0/0	

NOTABLE

Record (Finish): 10-4 (2nd NFC East)

National Honors: LB Chris Hanburger: NEA All-Pro Second Team, All-NFC Team, Pro Bowl; SS Ken Houston: NEA All-Pro Second Team, All-NFC Team, Pro Bowl; DT Diron Talbert: Pro Bowl; WR Charley Taylor: All-NFC Team, Pro Bowl.

Starters: Offense: WR Charley Taylor (14), LT Ray Schoenke (13), LG Paul Laaveg (14), C Len Hauss (14), RG Walt Sweeney (14), RT George Starke (14), TE Jerry Smith (14), WR Roy Jefferson (13), QB Billy Kilmer (10), RB Larry Brown (11), RB Larry Smith (6), QB Sonny Jurgensen (4), LT Jim Tyrer (1), WR Frank Grant (1), RB Duane Thomas (3), RB Moses Denson (8).

Defense: LE Ron McDole (13), LT Manuel Sistrum (1), RT Diron Talbert (14), RE Verlon Biggs (14), LLB Dave Robinson (14), MLB Harold McLinton (13), RLB Chris Hanburger (14), LCB Pat Fischer (14), RCB Mike Bass (14), LS Ken Houston (14), RS Brig Owens (14), LT Bill Brundige (13), LE Deacon Jones (1), MLB Russ Tillman (1).

	TD	TD%	Int	Int%	Long	Sack/Lost	Rating
Kilmer	10	4.3	6	2.6	51	13/96	83.4
Jurgensen	11	6.6	5	3.0	44	10/69	94.6

1975

Won 8, Lost 6

Head Coach - George Allen				
Sept 21	W	41-3	New Orleans	53,824
Sept 28	W	49-13	New York Giants	54,953
Oct 5	L	10-26	at Philadelphia	66,090
Oct 13	W	27-17	St. Louis	54,693
Oct 19	L	10-13	at Houston	49,566
Oct 26	W	23-7	at Cleveland	56,702
Nov 2	W	30-24	• Dallas	55,004
Nov 9	W	21-13	at New York Giants	57,242
Nov 16	L	17-20	• at St. Louis	49,919
Nov 23	L	23-26	• Oakland	53,582
Nov 30	W	31-30	Minnesota	54,498
Dec 7	W	30-27	at Atlanta	52,809
Dec 13	L	10-31	at Dallas	61,091
Dec 21	L	3-26	Philadelphia	49,385

• overtime

	Redskins	Opponents
TOTAL FIRST DOWNS	272	255
Rushing	97	105
Passing	150	128
Penalty	25	22
TOTAL NET YARDS	4,669	4,465
Avg. Per Game	333.5	318.9
Total Plays	919	951
Avg. Per Play	5.1	4.7
NET YARDS RUSHING	1,752	2,033
Avg. Per Game	125.1	145.2
Total Rushes	444	525
NET YARDS PASSING	2,917	2,432
Avg. Per Game	208.4	173.7
Sacked/Yards Lost	27/175	36/274
Gross Yards	3,092	2,706
Att./Completions	448/229	390/217
Completion Pct.	51.1	55.6
Had Intercepted	29	18
PUNT/AVERAGE	72/40.6	87/38.9
PENALTIES/YARDS	78/723	89/772
FUMBLES/LOST	28/17	27/19
TOUCHDOWNS	40	33
Rushing	9	11
Passing	28	17
Returns	3	5

SCORE BY PERIODS	1	2	3	4	OT	PTS
Redskins	49	109	44	117	6	325
Opponents	29	88	63	90	6	276

SCORING	TD	Ru	Pa	Rt	Pat	FG	S	TP
Moseley	0	0	0	0	37/39	16/25	0	85
Grant	8	0	8	0	0/0	0/0	0	48
M. Thomas	7	4	3	0	0/0	0/0	0	42
Taylor	6	0	6	0	0/0	0/0	0	36
L. Brown	5	3	2	0	0/0	0/0	0	30
Redskins	40	9	28	3	37/39	16/25	0	325
Opponents	33	11	17	5	27/33	17/30	0	276

RUSHING	No.	Yds	Avg	Long	TD	
M. Thomas	235	919	3.9	34	4	
L. Brown	97	352	3.6	43	3	
Denson	56	195	3.5	14	0	
Redskins	444	1,752	3.9	43	9	
Opponents	525	2,033	3.9	53	11	
RECEIVING	No.	Yds	Avg	Long	TD	
Taylor	53	744	14.0	64	6	
Grant	41	776	18.9	96t	8	
M. Thomas	40	483	12.0	33	3	
Redskins	229	3,092	13.5	96t	28	
Opponents	217	2,706	12.5	62t	17	
INTERCEP.	No.	Yds	Avg	Long	TD	
Bass	4	85	21.3	30	0	
Houston	4	33	8.3	19	0	
Hanburger	3	81	27.0	37	0	
Redskins	18	335	18.6	57	0	
Opponents	29	469	16.2	89	4	
PUNTING	No.	Yds	Avg	Long	Blk	
Bragg	72	2,924	40.6	63	0	
Opponents	87	3,384	38.9	60	1	
PUNT RETURNS	Ret	FC	Yds	Avg	Lg	TD
Jones	53	5	407	7.7	52	1
Redskins	61	9	464	7.6	52	1
Opponents	38	13	240	6.3	19	0
KICKOFF RETURNS	No.	Yds	Avg	Lg	TD	
Jones	47	1,086	23.1	44	0	
Redskins	58	1,296	22.3	50	0	
Opponents	64	1,357	21.2	93	1	
FIELD GOALS	1-19	20-29	30-39	40-49	50+	
Moseley	0/0	1/3	9/10	6/9	0/3	
Opponents	1/1	9/12	3/8	4/9	0/0	

NOTABLE

Record (Finish): 8-6 (3rd NFC East)

National Honors: SS Ken Houston: PFWA All-Pro Team, NEA All-Pro Team, All-NFC Team, Pro Bowl; LB Chris Hanburger: PFWA All-Pro Second Team, NEA All-Pro Second Team, All-NFC Team, Pro Bowl; WR Charley Taylor: All-NFC Team, Pro Bowl; RB Mike Thomas: PFWA All-Rookie Team.

Starters: Offense: WR Charley Taylor (14), LT Tim Stokes (5), LG Paul Laaveg (8), C Len Hauss (14), RG/LG Ray Schoenke (1/8), RT George Starke (14), TE Jerry Smith (14), WR Roy Jefferson (5), QB Billy Kilmer (13), RB Moses Denson (9), RB Larry Brown (8), LT Terry Hermeling (9), RG Walter Sweeney (13), WR Frank Grant (9), QB Randy Johnson (1), RB Mike Thomas (9).

Defense: LE Ron McDole (14), LT Bill Brundige (13), RT Diron Talbert (13), RE Dennis Johnson (14), LLB Brad Dusek (14), MLB Harold McLinton (14), RLB Chris Hanburger (14), LCB Pat Fischer (11), RCB Mike Bass (14), LS Ken Houston (14), RS/LCB Bryant Salter (11/2), LCB Spencer Thomas (1), RT Dave Butz (1), LT Manny Sistrunk (1), RS Brig Owens (3)

PASSING	Att	Comp	Yds	Cmp%	Yds/Att	TD	TD%	Int	Int%	Long	Sack/Lost	Rating
Kilmer	346	178	2440	51.4	7.1	23	6.6	16	4.6	96t	23/138	77.1
Johnson	79	41	556	51.9	7.0	4	5.1	10	12.7	36t	2/19	52.1
Theismann	22	10	96	45.5	4.4	1	4.5	3	13.6	30t	2/18	33.6

1976

Won 10, Lost 4

Head Coach - George Allen

Sept 12	W	19-17	New York Giants	54,245
Sept 19	W	31-7	Seattle	53,174
Sept 27	W	20-17	* at Philadelphia	60,131
Oct 3	L	7-33	at Chicago	52,105
Oct 10	L	30-33	Kansas City	53,060
Oct 17	W	20-7	Detroit	45,908
Oct 25	W	20-10	St. Louis	48,325
Oct 31	L	7-20	Dallas	55,004
Nov 7	W	24-21	at San Francisco	56,134
Nov 14	L	9-12	at New York Giants	72,975
Nov 21	W	16-10	at St. Louis	49,833
Nov 28	W	24-0	Philadelphia	54,292
Dec 5	W	37-16	at New York Jets	46,638
Dec 12	W	27-14	at Dallas	59,916

Playoffs

Dec 18	L	20-35	at Minnesota	47,221
--------	---	-------	--------------	--------

Redskins Opponents

TOTAL FIRST DOWNS	255	215
Rushing	114	109
Passing	122	91
Penalty	19	15
TOTAL NET YARDS	4,096	4,070
Avg. Per Game	292.6	290.7
Total Plays	956	952
Avg. Per Play	4.3	4.3
NET YARDS RUSHING	2,111	2,205
Avg. Per Game	150.8	157.5
Total Rushes	548	555
NET YARDS PASSING	1,985	1,917
Avg. Per Game	141.8	136.9
Sacked/Yards Lost	38/303	44/324
Gross Yards	2,288	2,241
Att./Completions	370/187	355/146
Completion Pct.	50.5	41.1
Had Intercepted	20	26
PUNT/AVERAGE	90/38.9	93/38.9
NET PUNTING AVG.	90/32.9	93/30.0
PENALTIES/YARDS	90/868	95/818
FUMBLES/LOST	36/23	38/22
TOUCHDOWNS	32	23
Rushing	10	12
Passing	20	11
Returns	2	0
SCORE BY PERIODS	1 2 3 4 OT PTS	
REDSKINS	46 74 73 95	3 291
Opponents	39 68 40 70	0 217
SCORING	TD-Ru-Pa-Rt Pat FG S TP	
Moseley	0 0 0 0 31/32	22/34 0 97
Thomas	9 5 4 0 0/0	0/0 0 54
Fugett	6 0 6 0 0/0	0/0 0 36
Grant	5 0 5 0 0/0	0/0 0 30
Riggins	4 3 1 0 0/0	0/0 0 24
REDSKINS	32 10 20 2 31/32	22/34 1 291
Opponents	23 12 11 0 22/23	19/30 0 217

RUSHING	No.	Yds	Avg	Long	TD	
Thomas	254	1,101	4.3	28	5	
Riggins	162	572	3.5	15	3	
Hill	79	301	3.8	15	1	
REDSKINS	548	2,111	3.9	28	10	
Opponents	555	2,205	4.0	80†	12	
RECEIVING	No.	Yds	Avg	Long	TD	
Grant	50	818	16.4	53†	5	
Thomas	28	290	10.4	34	4	
Jefferson	27	364	13.5	27	2	
REDSKINS	187	2,288	12.3	53†	20	
Opponents	146	2,241	15.3	85†	11	
INTERCEP.	No.	Yds	Avg.	Long	TD	
Lavender	8	77	9.6	28	0	
Fischer	5	38	7.6	32	0	
Houston	4	25	6.3	12	0	
REDSKINS	26	190	7.3	32	0	
Opponents	20	149	7.5	31	0	
PUNTING	No.	Yds	Avg	Net TB	In Lg	Blk
Bragg	90	3,503	38.9	32.9	11 15	56 0
Opponents	93	3,621	38.9	30.0	7 18	61 0
PUNT RETURNS	Ret	FC	Yds	Avg	Lg	TD
E. Brown	48	8	646	13.5	71†	1
REDSKINS	52	9	688	13.2	71†	1
Opponents	44	12	323	7.3	29	0
KICKOFF RETURNS	No.	Yds	Avg	Lg	TD	
E. Brown	30	738	24.6	67	0	
REDSKINS	50	1,066	21.3	67	0	
Opponents	63	1,018	16.2	48	0	
FIELD GOALS	1-19	20-29	30-39	40-49	50+	
Moseley	1/1	7/8	8/11	6/13	0/1	
Opponents	0/0	4/5	9/13	4/9	2/3	

NOTABLE

Record (Finish): 10-4 (2nd NFC East)

National Honors: PR Eddie Brown; AP All-Pro Second Team, Pro Bowl; LB Chris Hanburger; NEA All-Pro Team, All-NFL Team, UPI All-NFC Team, Pro Bowl; SS Ken Houston; PFWA All-Pro Team, NEA All-Pro Team, All-NFL Team, UPI All-NFC Team, Pro Bowl; RB Mike Thomas; Pro Bowl.

Starters: Offense: WR Frank Grant (14), LT Tim Stokes (14), LG Ron Saul (11), C Len Hauss (14), RG Terry Hermeling (12), RT George Starke (14), TE Jean Fugett (12), WR Roy Jefferson (14), QB Billy Kilmer (9), RB John Riggins (14), RB Mike Thomas (12), QB Joe Theismann (5), LG/RG Dan Nugent (3/2), TE Jerry Smith (2).

Defense: LE Ron McDole (14), LT/RE Bill Brundige (4/2), RT Diron Talbert (14), RE Dennis Johnson (12), LLB Brad Dusek (14), MLB Harold McClinton (14), RLB Chris Hanburger (14), LCB Pat Fischer (14), RCB Joe Lavender (14), LS Ken Houston (14), RS Jake Scott (12), RT Dave Butz (10), RS Brig Owens (2).

PASSING	Att	Comp	Yds	Cmp%	Yds/Att	TD	TD%	Int	Int%	Long	Sack/Lost	Rating
Kilmer	206	108	1,252	52.4	6.1	12	5.8	10	4.9	53†	15/125	70.0
Theismann	163	79	1,036	48.5	6.4	8	4.9	10	6.1	44	22/172	59.9

1977 **Won 9, Lost 5**

Head Coach -George Allen

Sept 18	L	17-20	at New York Giants	76,086
Sept 25	W	10-6	Atlanta	55,031
Oct 2	W	24-14	St. Louis	55,031
Oct 9	W	10-0	at Tampa Bay	58,571
Oct 16	L	16-34	at Dallas	62,115
Oct 23	L	6-17	New York Giants	53,903
Oct 30	W	23-17	Philadelphia	55,031
Nov 7	L	3-10	at Baltimore	57,740
Nov 13	W	17-14	at Philadelphia	60,702
Nov 21	W	10-9	Green Bay	51,498
Nov 27	L	7-14	Dallas	55,031
Dec 4	W	10-0	at Buffalo	22,975
Dec 10	W	26-20	at St. Louis	36,067
Dec 17	W	17-14	Los Angeles Rams	54,208

Redskins Opponents

TOTAL FIRST DOWNS ..	227	234
Rushing	79	112
Passing	124	102
Penalty	24	20

POSSESSION AVG.	29:52	30:08
TOTAL NET YARDS	3,615	4,110
Avg. Per Game	258.2	293.6
Total Plays	937	961
Avg. Per Play	3.9	4.3

NET YARDS RUSHING ..	1,752	2,039
Avg. Per Game	125.1	145.6
Total Rushes	502	537

NET YARDS PASSING ...	1,863	2,071
Avg. Per Game	133.1	147.9
Sacked/Yards Lost.....	52/421	45/359
Gross Yards.....	2,284	2,430
Att./Completions	383/183	380/167
Completion Pct.	47.8	43.9
Had Intercepted	16	21

PUNT/AVERAGE	91/38.5	94/37.0
NET PUNTING AVG.	91/35.3	94/31.1

PENALTIES/YARDS	94/802	100/857
FUMBLES/LOST	26/14	27/12

TOUCHDOWNS	19	21
Rushing	4	8
Passing	15	12
Returns	0	1

SCORE BY PERIODS 1 2 3 4 OT PTS						
REDSKINS	64	42	33	57	0	196
Opponents	17	37	32	103	0	189

SCORING	TD	Ru	Pa	Rt	Pat	FG	S	TP
Moseley	0	0	0	0	19/19	21/37	0	82
Thomas	5	3	2	0	0/0	0/0	0	30
Fugett	5	0	5	0	0/0	0/0	0	30
Grant	3	0	3	0	0/0	0/0	0	18
Riggins	2	0	2	0	0/0	0/0	0	12
REDSKINS	19	4	15	0	19/19	21/37	0	196
Opponents	21	8	12	1	21/21	14/29	0	189

RUSHING	No.	Yds	Avg	Long	TD
Thomas	228	806	3.5	31	3
Harmon	94	310	3.3	21	0
Hill	69	257	3.7	34	0
REDSKINS	502	1,752	3.5	34	4
Opponents	537	2,039	3.8	44	8

RECEIVING	No.	Yds	Avg	Long	TD
Fugett	36	631	17.5	52	5
Grant	34	480	14.1	59	3
Thomas	28	245	8.8	25	2
REDSKINS	183	2,284	12.5	59	15
Opponents	167	2,430	14.6	82	12

INTERCEP.	No.	Yds	Avg	Long	TD
Houston	5	69	13.8	31	0
Lavender	4	36	9.0	31	0
Williams	4	25	6.3	25	0
REDSKINS	21	188	9.0	31	0
Opponents	16	296	18.5	45	1

PUNTING	No.	Yds	Avg	Net	TB	In	Lg	Blk
Bragg	91	3502	38.5	35.3	3	29	56	0
Opponents	94	3476	37.0	31.1	5	12	75	0

PUNT RETURNS	Ret	FC	Yds	Avg	Lg	TD
Brown	57	8	452	7.9	43	0
Opponents	50	7	228	4.6	50	0

KICKOFF RETURNS	No.	Yds	Avg	Lg	TD
Brown	34	852	25.1	46	0
REDSKINS	47	1,087	23.1	46	0
Opponents	54	1,033	19.1	46	0

FIELD GOALS	1-19	20-29	30-39	40-49	50+
Moseley	1/1	3/3	4/5	9/22	4/6
Opponents	0/0	6/7	2/8	5/11	1/3

NOTABLE

Record: (Finish): 9-5 (2nd NFC East)
National Honors: TE Jean Fugett: UPI All-NFC Team, Pro Bowl; SS Ken Houston: NEA First Team All-Pro, All-NFL Team, UPI All-NFC Team, Pro Bowl; PR Eddie Brown: Pro Bowl.
Starters: Offense: WR Charley Taylor (7), LT Tim Stokes (14), LG Ron Saul (14), C Len Hauss (14), RG Terry Hermeling (12), RT George Starke (14), TE Jean Fugett (14), WR Frank Grant (14), QB Billy Kilmer (8), RB Mike Thomas (13), RB John Riggins (5), WR Danny Buggs (7), RG Dan Nugent (2), QB Joe Theismann (6), RB Calvin Hill (1), RB Clarence Harmon (9).

Defense: LE Ron McDole (14), LT Dave Butz (8), RT Diron Talbert (14), RE Dennis Johnson (11), LLB Brad Dusek (14), MLB Harold McLinton (14), RLB Mike Curtis (10), LCB Gerard Williams (11), RCB Joe Lavender (14), SS Ken Houston (14), FS Jake Scott (14), LT Bill Brundige (6), RE Karl Lorch (3), RLB Chris Hanburger (4), LCB Pat Fischer (3).

PASSING	Att	Comp	Yds	Cmp%	Yds/Att	TD	TD%	Int	Int%	Long	Sack/Lost	Rating
Kilmer	201	99	1,187	49.3	5.90	8	4.0	7	3.5	59	22/189	66.5
Theismann	182	84	1,097	46.2	6.03	7	3.9	9	4.9	52	30/241	57.9

1978

Won 8, Lost 8

Head Coach - Jack Pardee				
Sept 3	W	16-14	at New England	55,037
Sept 10	W	35-30	Philadelphia	54,380
Sept 17	W	28-10	at St. Louis	49,282
Sept 24	W	23-3	New York Jets	54,729
Oct 2	W	9-5	Dallas	55,031
Oct 8	W	21-19	at Detroit	60,555
Oct 15	L	10-17	at Philadelphia	65,722
Oct 22	L	6-17	at New York Giants	76,192
Oct 29	W	38-20	San Francisco	53,706
Nov 6	L	17-21	at Baltimore	57,631
Nov 12	W	16-13	New York Giants	53,271
Nov 19	L	17-27	St. Louis	52,460
Nov 23	L	10-37	at Dallas	64,905
Dec 3	L	0-16	Miami	52,860
Dec 10	L	17-20	at Atlanta	54,178
Dec 16	L	10-14	Chicago	49,774

* overtime

	Redskins	Opponents						
TOTAL FIRST DOWNS ..	261	283						
Rushing ..	99	131						
Passing ..	134	133						
Penalty ..	28	19						
TOTAL NET YARDS	4,648	4,914						
Avg. Per Game ..	290.5	307.1						
Total Plays ..	1,025	1,069						
Avg. Per Play ..	4.5	4.6						
NET YARDS RUSHING ..	2,083	2,536						
Avg. Per Game ..	130.2	158.5						
Total Rushes ..	536	625						
NET YARDS PASSING ..	2,565	2,378						
Avg. Per Game ..	160.3	148.6						
Sacked/Yards Lost ..	46/413	35/323						
Gross Yards ..	2,978	2,701						
Att./Completions ..	443/212	409/197						
Completion Pct.	47.9	48.2						
Had Intercepted ..	21	22						
PUNT/AVERAGE	103/39.4	104/37.3						
NET PUNTING AVG.	33.9	30.8						
PENALTIES/YARDS	117/999	85/796						
FUMBLES/LOST	31/16	20/10						
TOUCHDOWNS	31	30						
Rushing ..	10	15						
Passing ..	17	11						
Returns ..	4	4						
SCORE BY PERIODS 1 2 3 4 OT PTS								
REDSKINS	23	107	71	69	3	273		
Opponents	81	61	66	75	0	283		
SCORING TD-Ru-Pa-Rt	FG	FG	S	TP				
Moseley	0	0	0	30/31	19/30	0	87	
Fugett	7	0	7	0/0	0/0	0	42	
Riggins	5	5	0	0/0	0/0	0	30	
Thomas	5	3	2	0/0	0/0	0	30	
McDaniel	4	0	4	0/0	0/0	0	24	
REDSKINS	31	10	17	4	30/31	19/30	0	273
Opponents	30	15	11	4	29/30	24/34	1	283

PASSING	Att	Comp	Yds	Cmp%	Yds/Att	TD	TD%	Int	Int%	Long	Sack/Lost	Rating
Theismann	395	187	2,593	47.3	6.56	13	3.3	18	4.6	63	42/391	60.7
Kilmer	46	23	316	50.0	6.87	4	8.7	3	6.5	50	4/22	74.3

RUSHING	No.	Yds	Avg	Long	TD		
Riggins	248	1,014	4.1	31	5		
Thomas	160	534	3.3	26	3		
Theismann	37	177	4.8	20	1		
REDSKINS	536	2,083	3.9	47	10		
Opponents	625	2,536	4.1	59	15		
RECEIVING	No.	Yds	Avg	Long	TD		
Buggs	36	575	16.0	63	2		
Thomas	35	387	11.1	35	2		
McDaniel	34	577	17.0	52	4		
REDSKINS	212	2,978	14.0	63	17		
Opponents	197	2,701	13.7	78	10		
INTERCEP.	No.	Yds	Avg	Long	TD		
Scott	7	72	10.3	39	0		
Williams	4	51	12.8	20	0		
Parrish	4	21	5.3	23	0		
REDSKINS	22	187	8.5	39	0		
Opponents	21	480	22.9	59	1		
PUNTING	No.	Yds	Avg	Net TB	In Lg	Bk	
Bragg	103	4,056	39.4	33.9	10	23	56
Opponents	104	3,882	37.3	30.8	6	20	59
PUNT RETURNS	Ret	FC	Yds	Avg	Lg	TD	
Green	42	13	443	10.5	80	1	
REDSKINS	54	17	527	9.8	80	1	
Opponents	49	24	328	6.7	73	2	
KICKOFF RETURNS	No.	Yds	Avg	Lg	TD		
Green	34	870	25.6	99	1		
REDSKINS	58	1,352	23.3	99	1		
Opponents	55	965	17.5	44	0		
FIELD GOALS	1-19	20-29	30-39	40-49	50+		
Moseley	0/0	4/4	5/7	8/13	2/6		
Opponents	2/2	9/9	12/16	1/4	0/3		

NOTABLE**Record (Finish):** 8-8 (3rd NFC East)**National Honors:** PR Tony Green: Pro Bowl; SS Ken Houston: Pro Bowl.

Starters: Offense: WR Frank Grant (6), LT Terry Hermeling (16), LG Ron Saul (15), C Bob Kuziel (16), RG Dan Nugent (16), RT George Starke (9), TE Reggie Haynes (4), WR Danny Buggs (11), QB Joe Theismann (14), HB Mike Thomas (13), FB John Riggins (15), WR John McDaniel (11), LG/RT Jim Harlan (1/1), RT Jeff Williams (6), Jean Fugett (12), QB Billy Kilmer (2), WR Ricky Thompson (4), RB Clarence Harmon (3), HB Benny Malone (1).

Defense: LE/RE Ron McDole (9/1), LT Dave Butz (16), RT Diron Talbert (12), RE Coy Bacon (14), LLB Brad Dusek (16), MLB Harold McLinton (15), RLB Chris Hanburger (16), LCB Lemar Parrish (11), RCB Joe Lavender (16), SS Ken Houston (16), FS Jake Scott (16), RT Perry Brooks (1), RT Perry Brooks (3), LE/RE Karl Lorch (7/1), MLB Mike Curtis (2), LCB Gerard Williams (5).

Head Coach - Jack Pardee

Sept 2	L	27-29	Houston	54,282
Sept 9	W	27-24	at Detroit	54,991
Sept 17	W	27-0	New York Giants	54,672
Sept 23	W	17-7	at St. Louis	50,680
Sept 30	W	16-7	at Atlanta	56,810
Oct 7	L	17-28	at Philadelphia	69,142
Oct 14	W	13-9	at Cleveland	63,323
Oct 21	W	17-7	Philadelphia	54,442
Oct 28	L	10-14	New Orleans	52,133
Nov 4	L	7-38	at Pittsburgh	49,462
Nov 11	W	30-28	St. Louis	50,868
Nov 18	W	34-20	Dallas	55,031
Nov 25	L	6-14	at New York Giants	72,641
Dec 2	W	38-21	Green Bay	51,682
Dec 9	W	28-14	Cincinnati	52,882
Dec 16	L	34-35	at Dallas	62,867

		Redskins	Opponents
TOTAL FIRST DOWNS	..	297	320
Rushing	126	126
Passing	144	165
Penalty	27	29
TOTAL NET YARDS	4,904	5,142
Avg. Per Game	306.5	321.4
Total Plays	1,044	1,058
Avg. Per Play	4.7	4.9
NET YARDS RUSHING	..	2,328	2,150
Avg. Per Game	145.5	134.4
Total Rushes	609	541
NET YARDS PASSING	...	2,576	2,992
Avg. Per Game	161.0	187.0
Sacked/Yards Lost	34/263	47/347
Gross Yards	2,839	3,339
Att./Completions	401/235	470/234
Completion Pct.	58.6	49.8
Had Intercepted	15	26
PUNT/AVERAGE	78/38.4	70/40.7
NET PUNTING AVG.	78/34.1	70/34.2
PENALTIES/YARDS	86/749	77/619
FUMBLES/LOST	21/10	34/21
TOUCHDOWNS	39	39
Rushing	17	21
Passing	20	18
Returns	2	0
SCORE BY PERIODS	1 2 3 4 OT	PTS	
REDSKINS	61 130 57 100	0	348
Opponents	65 75 48 107	0	295
SCORING	TD-Ru-Pa-Rt Pat FG S TP		
Moseley	0 0 0 0 39/39	25/33	0 114
Riggins	12 9 3 0 0/0	0/0	0 72
Harmon	5 0 5 0 0/0	0/0	0 30
REDSKINS	39 17 20 2 39/39	25/33	0 348
Opponents	39 21 18 0 37/39	8/17	0 295
RUSHING	No. Yds Avg Long TD		
Riggins	260 1,153 4.4 66	9	
Malone	176 472 2.7 14	3	
Harmon	65 267 4.1 18	0	
REDSKINS	609 2,328 3.8 66	17	
Opponents	543 2,150 4.0 33	21	

RECEIVING	No.	Yds	Avg	Long	TD
Buggs	46	631	13.7	45	1
Harmon	32	434	13.6	40	5
Riggins	28	163	5.8	23	3
REDSKINS	235	2,839	12.1	62	20
Opponents	234	3,339	14.3	65	18

INTERCEP.	No.	Yds	Avg	Long	TD
Parrish	9	65	7.2	23	0
Lavender	6	77	12.8	27	0
Murphy	3	29	9.7	16	0
REDSKINS	26	250	9.6	31	1
Opponents	15	82	5.5	28	0

PUNTING	No.	Yds	Avg	Net TB	In Lg	Blk
Bragg	78	2,998	38.4	34.1	10 12 74	0
Opponents	70	2848	40.7	34.2	9 12 62	0

PUNT RETURNS	Ret	FC	Yds	Avg	Lg	TD
Hardeman	24	6	207	8.6	52	0
REDSKINS	33	13	271	8.2	52	0
Opponents	29	19	135	4.7	16	0

KICKOFF RETURNS	No.	Yds	Avg	Lg	TD
Hardeman	19	404	21.3	33	0
REDSKINS	55	1,145	20.8	38	0
Opponents	76	1,280	16.8	41	0

FIELD GOALS	1-19	20-29	30-39	40-49	50+
Moseley	2/2	5/5	8/9	9/14	1/3
Opponents	0/0	3/3	3/7	2/7	0/0

DEFENSIVE STATISTICS

Tackles					
Player	T	S	A	FF	FR
Murphy	152	78	74	0	0
Olkewicz	140	84	56	0	0
Dusek	116	75	41	0	0

NOTABLE

Record (Finish): 10-6 (3rd NFC East)

National Honors: CB Lemar Parrish: PFWA All-Pro Team, NEA All-Pro Team, AP All-Pro Team, All-NFL Team, UPI All-NFC Team, Pro Bowl; Ken Houston: UPI All-NFC Team, Pro Bowl; Mark Moseley: UPI All-NFC Team, Pro Bowl.

Starters: Offense: WR Danny Buggs (14), LT Terry Hermeling (16), LG Ron Saul (15), C Bob Kuziel (16), RG Jeff Williams (16), RT George Starke (16), TE Jean Fugett (6), WR Ricky Thompson (15), QB Joe Theismann (16), FB Clarence Harmon (1), FB John Riggins (15), HB Benny Malone (16), LG Fred Dean (1), TE Don Warren (10), WR John McDaniel (2), WR Chris DeFrance (1).

Defense: LE Joe Jones (3), LT Dave Butz (14), RT Diron Talbert (16), LE/RE Karl Lorch (13/2), LLB Brad Dusek (16), MLB Don Hover (7), RLB Rich Milot (7), LCB Lemar Parrish (16), RCB Joe Lavender (14), SS Ken Houston (13), FS Mark Murphy (16), RE Coy Bacon (14), LT Paul Smith (2), MLB Neal Olkewicz (9), RLB Pete Wysocki (9), RCB/SS Tony Peters (2/3).

Passing	Att	Comp	Yds	Cmp%	Avg/Att	TD	TD%	Int	Int%	Long	Sack/Lost	Rating
Theismann	395	233	2797	59.0	7.08	20	5.1	13	3.3	62	34/263	84.0

1980

Won 6, Lost 10

Head Coach - Jack Pardee

Sept 8	L	3-17	Dallas	55,045
Sept 14	W	23-21	at New York Giants	73,343
Sept 21	L	21-24	at Oakland	45,163
Sept 28	L	0-14	Seattle	53,263
Oct 5	L	14-24	at Philadelphia	69,044
Oct 13	L	17-20	at Denver	74,657
Oct 19	W	23-0	St. Louis	51,060
Oct 26	W	22-14	New Orleans	51,375
Nov 2	L	14-39	Minnesota	52,060
Nov 9	L	21-35	at Chicago	57,159
Nov 15	L	0-24	Philadelphia	51,897
Nov 23	L	10-14	at Dallas	58,809
Nov 30	L	6-10	at Atlanta	55,665
Dec 7	W	40-17	San Diego	48,556
Dec 13	W	16-13	New York Giants	44,443
Dec 21	W	31-7	at St. Louis	35,942

Redskins Opponents

TOTAL FIRST DOWNS	279	298
Rushing	108	144
Passing	149	127
Penalty	22	27
TOTAL NET YARDS	4,854	4,695
Avg. Per Game	303.4	293.4
Total Plays	1,039	1,020
Avg. Per Play	4.7	4.6
NET YARDS RUSHING ..	2,016	2,524
Avg. Per Game	126.0	157.8
Total Rushes	517	585
NET YARDS PASSING ...	2,838	2,171
Avg. Per Game	177.4	135.7
Sacked/Yards Lost	36/333	43/333
Gross Yards	3171	2504
Att./Completions	486/284	392/187
Completion Pct.	58.4	47.7
Had Intercepted	18	33
PUNT/AVERAGE	85/39.2	84/40.7
NET PUNTING AVG.	85/33.4	84/33.3
PENALTIES/YARDS	114/1,008	87/666
FUMBLES/LOST	35/18	25/12
TOUCHDOWNS	30	36
Rushing	12	16
Passing	17	17
Returns	1	3

SCORE BY PERIODS	1	2	3	4	OT	PTS
REDSKINS	43	80	61	77	0	261
Opponents	80	101	34	78	0	293

SCORING	TD-Ru	Pa-Rt	Pat	FG	S	TP		
Moseley	0	0	0	27/30	18/33	0	81	
Harmon	8	4	4	0	0/0	0	48	
Thompson	5	0	5	0	0/0	0	30	
REDSKINS	30	12	17	1	27/30	18/33	0	261
Opponents	36	16	17	3	36/36	13/16	0	293

RUSHING	No.	Yds	Avg	Long	TD
Jackson	176	708	4.0	55	3
Harmon	128	484	3.8	23	4
Hammond	45	265	5.9	36	0
REDSKINS	517	2,016	3.9	55	12
Opponents	585	2,524	4.3	50	16

PASSING	Att	Comp	Yds	Cmp%	Yds/Att	TD	TD%	Int	Int%	Long	Sack/Lost	Rating
Theismann	454	262	2,962	57.7	6.52	17	3.7	16	3.5	54	31/280	75.1
Kruczek	31	22	209	71.0	5.74	0	0.0	2	6.5	41	5/51	62.2

RECEIVING	No.	Yds	Avg	Long	TD
Monk	58	797	13.7	54	3
Harmon	54	534	9.9	45	4
Warren	31	323	10.4	35	0
REDSKINS	284	3,171	11.2	54	17
Opponents	187	2,504	13.4	54	17

INTERCEP.	No.	Yds	Avg	Long	TD
Parrish	7	13	1.9	9	0
Lavender	6	96	16.0	51	1
Murphy	6	58	9.7	28	0
REDSKINS	33	319	9.7	51	1
Opponents	18	219	12.2	52	1

PUNTING	No.	Yds	Avg	Net	TB	In	Lg	Blk
Connell	85	3,331	39.2	33.4	7	12	57	0
Opponents	84	3,422	40.7	33.3	13	14	57	0

PUNT RETURNS	Ret	FC	Yds	Avg	Lg	TD
Nelms	48	5	487	10.1	64	0
REDSKINS	48	5	487	10.1	64	0
Opponents	52	14	351	6.8	52	0

KICKOFF RETURNS	No.	Yds	Avg	Lg	TD
Nelms	38	810	21.3	51	0
REDSKINS	57	1,204	21.1	53	0
Opponents	60	1,112	18.5	70	1

FIELD GOALS	1-19	20-29	30-39	40-49	50+
Moseley	0/0	3/4	5/6	7/12	3/11
Opponents	1/1	5/5	5/5	0/3	1/2

DEFENSIVE STATISTICS

Tackles	T	S	A
Player			
Murphy	186	93	93
Coleman	118	81	37
Peters	107	70	37

NOTABLE

Record (Finish): 6-10 (3rd NFC East)

National Honors: PR Mike Nelms; Pro Bowl; CB Lemar Parrish; PFWA All-Pro Team, NEA All-Pro Team, All-NFL Team, All-NFC Team, Pro Bowl; WR Art Monk; All-Rookie Team.

Starters: Offense: WR John McDaniel (6), LT Terry Hermeling (11), LG Ron Saul (15), C Bob Kuziel (12), RG Jeff Williams (15), RT George Starke (13), TE Phil DuBois (1), WR Ricky Thompson (15), QB Joe Theismann (15), RB Buddy Hardeman (1), FB Clarence Harmon (14), WR Art Monk (11), LT/RT/RG Fred Dean (5/2/1), LG Dan Nugent (1), C Dan Peiffer (4), RT Gary Anderson (1), TE Don Warren (12), TE Rick Walker (4), RB Wilbur Jackson (14), QB Mike Kruczek (1), RB Bobby Hammond (1), RB Ricky Claitt (1).

Defense: LE Karl Lorch (16), LT Dave Butz (16), RT Perry Brooks (4), RE Coy Bacon (16), LLB/RLB Monte Coleman (2/8), MLB Rich Milot (5), RLB Pete Wysocki (8), LCB Lemar Parrish (16), RCB Joe Lavender (16), SS Ken Houston (5), FS Mark Murphy (16), RT Diron Talbert (5), RT Paul Smith (7), LLB Brad Dusek (14), MLB Neal Olkewicz (11), SS Tony Peters (11).

1981

Won 8, Lost 8

Head Coach - Joe Gibbs

Sept 6	L	10-26	Dallas	55,045
Sept 13	L	7-17	New York Giants	53,343
Sept 20	L	30-40	at St. Louis Cardinals	47,592
Sept 27	L	13-36	at Philadelphia	70,664
Oct 4	L	17-30	San Francisco	51,843
Oct 11	W	24-7	at Chicago	57,683
Oct 18	L	10-13	at Miami	47,367
Oct 25	W	24-22	New England	50,394
Nov 1	W	42-21	St. Louis	50,643
Nov 8	W	33-31	Detroit	52,090
Nov 15	W	30-27	• at New York Giants	63,133
Nov 22	L	10-24	at Dallas	64,583
Nov 29	L	14-21	at Buffalo	59,624
Dec 6	W	15-13	Philadelphia	52,206
Dec 13	W	38-14	Baltimore Colts	49,706
Dec 20	W	30-7	at Los Angeles Rams	52,224

* overtime

	Redskins	Opponents						
TOTAL FIRST DOWNS ..	334	310						
Rushing	136	133						
Passing	173	152						
Penalty	25	25						
POSSESSION AVG.	31:23	28:37						
TOTAL NET YARDS	5,623	5,206						
Avg. Per Game	351.4	325.4						
Total Plays	1,083	1,016						
Avg. Per Play	5.2	5.1						
NET YARDS RUSHING ..	2,157	2,161						
Avg. Per Game	134.8	135.1						
Total Rushes	532	532						
NET YARDS PASSING ..	3,466	3,045						
Avg. Per Game	216.6	190.3						
Sacked/Yards Lost	30/277	32/265						
Gross Yards	3,743	3,310						
Att./Completions	525/307	452/214						
Completion Pct.	58.5	47.3						
Had Intercepted	22	24						
PUNT/AVERAGE	73/40.0	80/41.6						
NET PUNTING AVG.	33.4	32.8						
PENALTIES/YARDS	98/940	107/916						
FUMBLES/LOST	32/19	32/15						
TOUCHDOWNS	42	43						
Rushing	19	17						
Passing	19	21						
Returns	4	5						
SCORE BY PERIODS 1 2 3 4 OT PTS								
REDSKINS	77	112	64	91	3	347		
Opponents	64	110	61	114	0	349		
SCORING	TD-Ru-Pa-Rt	Pat	FG	S	TP			
Moseley	0	0	0	38/42	19/30	0	95	
Riggins	13	13	0	0/0	0/0	0	78	
Washington	7	4	3	0/0	0/0	0	42	
Monk	6	0	6	0/0	0/0	0	36	
REDSKINS	42	19	19	4	38/42	19/30	0	347
Opponents	43	17	21	5	38/43	17/24	1	349
RUSHING	No.	Yds	Avg	Long	TD			
Washington	210	916	4.4	32	4			
Riggins	195	714	3.7	24	13			
PASSING	Att	Comp	Yds	Cmp%	Yds/Att			
Theismann	496	293	3,568	59.1	7.19			
Flick	27	13	143	48.1	5.30			

Jackson	46	183	4.0	14	0			
REDSKINS	532	2,157	4.1	32	19			
Opponents	532	2,161	4.1	51	17			
RECEIVING	No.	Yds	Avg	Long	TD			
Washington	70	558	8.0	29	3			
Monk	56	894	16.0	79f	6			
Metcalf	48	595	12.4	52	0			
REDSKINS	307	3,743	12.2	79f	19			
Opponents	214	3,310	15.5	58f	12f			
INTERCEP.	No.	Yds	Avg	Long	TD			
Murphy	7	68	9.7	29	0			
Lavender	4	52	13.0	30	0			
Coleman	3	52	17.3	52f	1			
REDSKINS	24	249	10.4	52f	2			
Opponents	22	391	17.8	96	1			
PUNTING	No.	Yds	Avg	Net	TB	In	Lg	Blk
Connell	73	2,923	40.0	33.4	5	13	57	0
Opponents	80	3,328	41.6	32.8	10	17	52	0
PUNT RETURNS	Ret	FC	Yds	Avg	Lg	TD		
Nelms	45	1	492	10.9	75f	2		
REDSKINS	49	4	507	10.3	75f	2		
Opponents	50	12	388	7.8	50f	1		
KICKOFF RETURNS	No.	Yds	Avg	Lg	TD			
Nelms	37	1,099	29.7	84	0			
REDSKINS	67	1,673	25.0	84	0			
Opponents	69	1,275	18.5	43	0			
FIELD GOALS	1-19	20-29	30-39	40-49	50+			
Moseley	1/1	7/8	6/8	5/12	0/1			
Opponents	1/1	9/10	2/5	4/5	1/3			

DEFENSIVE STATISTICS

Tackles

Player	T	S	A	FF	FR
Murphy	197	127	70	0	4
Olkewicz	188	127	61	0	0
Coleman	115	77	38	0	1

NOTABLE

Record (Finish): 8-8 (4th NFC East)

National Honors: KR Mike Nelms; PFWA All-Pro Team, All-NFL Team, Pro Bowl; T Joe Jacoby: PFWA All-Rookie Team.

Starters: Offense: WR Ricky Thompson (5), LT Mark May (8), LG Russ Grimm (13), C Jeff Bostic (16), RG Melvin Jones (10), RT George Starke (13), TE Don Warren (16), WR Art Monk (16), QB Joe Theismann (16), RB Joe Washington (13), RB John Riggins (4), TE Richard Caster (1), HB Terry Metcalf (2), FB Wilbur Jackson (2), TE Rick Walker (14), LG/RT/LT Joe Jacoby (2/3/8), LG/RG Ron Saul (1/6), WR Virgil Seay (7).

Defense: LE Karl Lorch (10), LT Dave Butz (16), RT Perry Brooks (12), RE Coy Bacon (3), LBL/RLB Monte Coleman (6/5), MLB Neal Olkewicz (14), RLB/LLB Rich Milot (4/2), LCB Jeris White (8), RCB Joe Lavender (16), SS Tony Peters (16), FS Mark Murphy (16), LCB Lemar Parrish (8), LE/RE/RT Mat Mendenhall (6/4/1), RT Wilbur Young (3), RE Dexter Manley (9), LBL/RLB Brad Dusek (7/2), MLB Pete Cronan (2) RLB/LLB Mel Kaufman (5/1).

TD	TD%	Int	Int%	Long	Sack/Lost	Rating
19	3.8	20	4.0	79f	28/259	77.3
0	0.0	2	7.4	33	2/18	33.4

1982

Won 8, Lost 1

Head Coach - Joe Gibbs

Sept12	W	37-34	• at Philadelphia	68,885
Sept19	W	21-13	at Buccaneers	66,187
Nov21	W	27-17	at New York Giants	70,766
Nov28	W	13-9	Philadelphia	48,313
Dec5	L	10-24	Dallas	54,633
Dec12	W	12-7	at St. Louis	35,308
Dec19	W	15-14	New York Giants	50,030
Dec26	W	27-10	at New Orleans	48,667
Jan2	W	28-0	St. Louis	52,554

DNP: (Home): Cleveland, Pittsburgh, San Francisco, Minnesota; (Away): Dallas, Houston, Cincinnati.

• overtime

Playoffs

Jan 8	W	31-7	Detroit	55,045
Jan 15	W	21-7	Minnesota	54,592
Jan 22	W	31-17	Dallas	55,045

Super Bowl XVII, Pasadena, CA

Jan 30	W	27-17	Miami	103,667
--------	---	-------	-------	---------

Redskins

Opponents

TOTAL FIRST DOWNS	165	150										
Rushing	66	46										
Passing	87	93										
Penalty	12	11										
TOTAL NET YARDS	2,985	2,560										
Avg. Per Game	331.7	284.4										
Total Plays	598	554										
Avg. Per Play	5.0	4.6										
NET YARDS RUSHING	1,140	946										
Avg. Per Game	126.7	105.1										
Total Rushes	315	247										
NET YARDS PASSING	1,845	1,714										
Avg. Per Game	205.0	190.4										
Sacked/Yards Lost	30/223	32/256										
Gross Yards	2,068	1,970										
Att./Completions	253/162	275/146										
Completion Pct.	64.0	53.1										
Had Intercepted	9	11										
PUNT/AVERAGE	52/37.3	56/40.1										
NET PUNTING AVG.	33.3	33.2										
PENALTIES/YARDS	46/404	52/572										
FUMBLES/LOST	15/7	23/13										
TOUCHDOWNS	19	16										
Rushing	5	8										
Passing	13	8										
Returns	1	0										
SCORE BY PERIODS	1	2	3	4	OT	PTS						
REDSKINS	0	0	0	0	16/19	20/21	0	76				
Brown	8	0	8	0	0/0	0/0	0	48				
Riggins	3	3	0	0	0/0	0/0	0	18				
REDSKINS	19	5	13	1	16/19	20/21	0	190				
OPPONENTS	16	8	8	0	14/16	6/9	0	128				
RUSHING	No.	Yds	Avg	Long	TD							
Riggins	177	553	3.1	19	3							
Washington	44	190	4.3	40	1							
Harmon	38	168	4.4	20	1							
REDSKINS	315	1,140	3.6	40	5							
Opponents	247	946	3.8	64	8							
PASSING	Att	Cmp	Yds	Cmp%	Yds/Att	TD	TD%	Int	Int%	Long	Sack/Lost	Rating
Theismann	252	161	2,033	63.9	8.07	13	5.2	9	3.6	78t	30/223	91.3

RECEIVING	No.	Yds	Avg	Long	TD
Monk	35	447	12.8	43	1
Brown	32	690	21.6	78t	8
Warren	27	310	11.5	29	0
REDSKINS	162	2,068	12.8	78t	13t
Opponents	146	1,970	13.5	62	8

INTERCEPT	No.	Yds	Avg	Long	TD
Dean	3	62	20.7	26	0
White	3	4	1.3	4	0
Murphy	2	0	0.0	0	0
REDSKINS	11	85	7.7	26	0
Opponent	9	68	7.6	15	0

PUNTING	No.	Yds	Avg	Net	TB	In	Lg	Blk
Hayes	51	1,937	38.0	33.3	5	10	58	1
REDSKINS	52	1,937	37.3	33.3	5	10	58	1
Opponents	56	2,247	40.1	33.2	3	5	58	1

PUNT RETURNS	Ret	FC	Yds	Avg	Lg	TD
Nelms	32	0	252	7.9	28	0
REDSKINS	38	2	295	7.8	28	0
Opponents	30	2	106	3.5	11	0

KICKOFF RETURNS	No.	Yds	Avg	Lg	TD
Nelms	23	557	24.2	58	0
REDSKINS	30	649	21.6	58	0
Opponents	41	728	17.8	33	0

FIELD GOALS	1-19	20-29	30-39	40-49	50+
Moseley	1/1	6/6	8/8	5/6	0/0
Opponents	0/0	1/2	2/2	3/4	0/1

DEFENSIVE STATISTICS

Tackles

Player	T	S	A	TL	PD	FF	FR
Murphy	100	55	45	-	-	-	-
Olkewicz	88	55	33	-	-	-	-
Milot	73	41	32	-	-	-	-

NOTABLE

Record (Finish): 8-1 (Super Bowl XVII Champion)

National Honors: Coach Joe Gibbs: NFL Coach of the Year. WR Charlie Brown: Pro Bowl, All-Rookie Team. CB Vernon Dean: All-Rookie team. K Mark Moseley: Pro Bowl, PFWA All-Pro Team, NEA All-Pro Team, Associated Press All-Pro Team, All-NFL Team. KR Mike Nelms: Pro Bowl, PFWA All-Pro Team, All-NFL Team, UPI All-NFC Team. SS Tony Peters: Pro Bowl, UPI All-NFC Team. QB Joe Theismann: Pro Bowl, UPI All-NFC Team.

Starters: Offense: WR Charlie Brown (9), LT Joe Jacoby (9), LG Russ Grimm (9), C Jeff Bostic (9), RG Mark May (9), RT George Starke (9), TE Don Warren (9), WR Art Monk (9), QB Joe Theismann (9), TE Michael Williams (1), FB John Riggins (8), TE Rick Walker (6), RB Joe Washington (1), RB Wilbur Jackson (1), WR Virgil Seay (1).

Defense: LE Mat Mendenhall (9), LT Dave Butz (9), RT Perry Brooks (5), RE Dexter Manley (4), LLB Monte Coleman (2), MLB Neal Olkewicz (9), RLB Rich Milot (9), LCB Jeris White (9), RCB Joe Lavender (1), SS Tony Peters (9), FS Mark Murphy (9), RT Darryl Grant (4), LLB Mel Kaufman (7), RCB Vernon Dean (8).

1983

Won 14, Lost 2

Head Coach - Joe Gibbs

Sept 5	L	30-31	Dallas	55,045
Sept 11	W	23-13	at Philadelphia	69,542
Sept 18	W	27-12	Kansas City	52,610
Sept 25	W	27-17	at Seattle	60,718
Oct 2	W	37-35	Los Angeles Raiders	54,016
Oct 9	W	38-14	at St. Louis	42,698
Oct 17	L	47-48	at Green Bay	55,255
Oct 23	W	38-17	Detroit	53,189
Oct 31	W	27-24	at San Diego	46,120
Nov 6	W	45-7	St. Louis	51,380
Nov 13	W	33-17	at New York Giants	71,482
Nov 20	W	42-20	at Los Angeles Rams	63,081
Nov 27	W	28-24	Philadelphia	54,329
Dec 4	W	37-21	Atlanta Falcons	52,074
Dec 11	W	31-10	at Dallas	65,074
Dec 17	W	31-22	New York Giants	53,874

Playoffs

Jan 1	W	51-7	Los Angeles Rams	55,363
Jan 8	W	24-21	San Francisco	55,363

Super Bowl XVIII, Tampa, FL

Jan 22	L	9-38	Los Angeles Raiders	72,920
--------	---	------	---------------------	--------

Redskins Opponents

TOTAL FIRST DOWNS	353	290
Rushing	165	76
Passing	173	196
Penalty	15	18
POSSESSION AVG.	33:44	26:16
TOTAL NET YARDS	6,139	5,264
Avg. Per Game	383.7	329.0
Total Plays	1,127	969
Avg. Per Play	5.4	5.4
NET YARDS RUSHING	2,625	1,289
Avg. Per Game	164.1	80.6
Total Rushes	627	349
NET YARDS PASSING	3,514	3,975
Avg. Per Game	219.6	248.4
Sacked/Yards Lost	35/251	51/402
Gross Yards	3,765	4,377
Att./Completions	463/278	570/301
Completion Pct.	60.0	52.8
Had Intercepted	11	34
PUNT/AVERAGE	72/38.8	65/42.2
NET PUNTING AVG.	72/32.6	65/36.1
PENALTIES/YARDS	90/775	80/710
FUMBLES/LOST	13/7	46/27
TOUCHDOWNS	63	39
Rushing	30	9
Passing	29	28
Returns	4	2

SCORE BY PERIODS	1	2	3	4	OT	PTS
REDSKINS	127	153	129	132	0	541
Opponents	42	86	83	131	0	332

SCORING	TD	Ru	Pa	Rt	Pat	FG	S	TP
Moseley	0	0	0	0	62/63	33/47	0	161
Riggins	24	24	0	0	0/0	0/0	0	144
Brown	8	0	8	0	0/0	0/0	0	48
Washington	6	0	6	0	0/0	0/0	0	36
REDSKINS	63	30	29	4	62/63	33/47	1	541
Opponents	39	9	28	2	38/39	20/28	0	332

PASSING	Att	Comp	Yds	Cmp%	Yds/Att
Theismann	459	276	3714	60.1	8.09

RUSHING

Riggins	No.	Yds	Avg	Long	TD
Washington	145	772	5.3	41	0
REDSKINS	629	2,625	4.2	48	30
Opponents	349	1,289	3.7	77	9

RECEIVING

Brown	No.	Yds	Avg	Long	TD
Murphy	78	1,225	15.7	75t	8
Monk	47	746	15.9	43t	5
Washington	47	454	9.7	67	6
REDSKINS	278	3,765	13.5	84	29
Opponents	301	4,377	14.5	99t	28

INTERCEP.

Murphy	No.	Yds	Avg	Long	TD
Dean	9	127	14.1	48	0
Coffey	5	54	10.8	26	0
Coffey	4	62	15.5	29	0
REDSKINS	34	447	13.1	70t	1
Opponents	11	90	8.2	33	0

PUNTING

Hayes	No.	Yds	Avg	Net	TB	In	Lg	Blk
Opponents	65	2,744	42.2	36.1	1	5	60	1

PUNT RETURNS

Nelms	Ret	FC	Yds	Avg	Lg	TD
Nelms	38	1	289	7.6	35	0
REDSKINS	49	6	377	7.7	42	0
Opponents	41	11	407	9.9	97t	1

KICKOFF RETURNS

Nelms	No.	Yds	Avg	Lg	TD
REDSKINS	35	802	22.0	41	0
Opponents	62	1,306	20.7	58	0
	91	1,772	19.5	57	0

FIELD GOALS

Moseley	1-19	20-29	30-39	40-49	50+
Moseley	1/1	10/10	14/19	7/14	1/3
Opponents	1/1	8/8	5/7	4/10	2/2

DEFENSIVE STATISTICS

Tackles

Player	T	S	A	FF	FR
Olkewicz	144	78	66	2	2
Murphy	132	71	61	2	0
Milot	111	67	44	0	0

NOTABLE

Record (Finish): 14-2 (NFC Champions)
National Honors: QB Joe Theismann: AP NFL MVP, AP Offensive Player-of-the-Year, AFC-NFC Pro Bowl Player of the Game, All-NFL Team, Pro Bowl; RB John Riggins: Maxwell Club Player of the Year, AP All-Pro, All-NFL Team; C Jeff Bostic: UPI All-NFC, Pro Bowl; WR Charlie Brown: Pro Bowl; DT Dave Butz: AP All-Pro, All-NFL, Pro Bowl; G Russ Grimm: AP All-Pro, All-NFL, UPI All-NFC, Pro Bowl; T Joe Jacoby: AP All-Pro, All-NFL, UPI All-NFC, Pro Bowl; FS Mark Murphy: AP All-Pro, All-NFL, UPI All-NFC, Pro Bowl; CB Darrell Green: PFWA All-Rookie; KR Mike Nelms: AP All-Pro, All-NFL; Coach Joe Gibbs: PFWA NFC Coach of the Year, The Sporting News Coach of the Year, Pro Football Weekly Coach of the Year, College and Pro Football Newsweekly Coach of the Year, Football Digest Coach of the Year.

Starters: Offense: WR Charlie Brown (13), TE Rick Walker (16), LT Joe Jacoby (16), LG Russ Grimm (16), C Jeff Bostic (16), RG Mark May (15), RT George Starke (16), TE Don Warren (13), WR Alvin Garrett (6), QB Joe Theismann (16), RB John Riggins (15), TE Clint Didier (2), RG Ken Huff (1), WR Art Monk (11), WR Virgil Seay (3), RB Joe Washington (1), **Defense:** LE Todd Liehenstein (15), LT Dave Butz (16), RT Darryl Grant (16), RE Dexter Manley (16), LIL Mel Kaufman (16), MLB Neal Olkewicz (16), RLB Rich Milot (16), LCB Darrell Green (16), RCB Vernon Dean (13), SS Curtis Jordan (11), FS Mark Murphy (15), SS Ken Coffey (5), LE Charles Mann (1), RCB Anthony Washington (3), FS Greg Williams (1).

PASSING	Att	Comp	Yds	Cmp%	Yds/Att	TD	TD%	Int	Int%	Long	Sack/Lost	Rating
Theismann	459	276	3714	60.1	8.09	29	6.3	11	2.4	84	34/242	97.0

1984

Won 11, Lost 5

Head Coach - Joe Gibbs			
Sept2	L	17-35	Miami 53,683
Sept10	L	31-37	at San Francisco 59,707
Sept16	W	30-14	New York Giants 52,997
Sept23	W	26-10	at New England 60,503
Sept30	W	20-0	Philadelphia 53,064
Oct7	W	35-7	at Indianapolis 60,012
Oct14	W	34-14	Dallas 55,431
Oct21	L	24-26	at St. Louis 50,262
Oct28	L	13-37	at New York Giants 76,192
Nov5	W	27-14	Atlanta 51,301
Nov11	W	28-14	Detroit 50,212
Nov18	L	10-16	at Philadelphia 63,117
Nov25	W	41-14	Buffalo 51,513
Nov29	W	31-17	at Minnesota 55,017
Dec9	W	30-28	at Dallas 64,286
Dec16	W	29-27	St. Louis 54,299

Playoffs

Dec 30	L	19-23	Chicago 55,431
--------	---	-------	----------------

Redskins Opponents

TOTAL FIRST DOWNS ..	339	307						
Rushing	154	91						
Passing	164	194						
Penalty	21	22						
POSSESSION AVG.	30:36	29:34						
TOTAL NET YARDS	5,350	5,361						
Avg. Per Game	334.4	335.1						
Total Plays	1,121	1,030						
Avg. Per Play	4.8	5.2						
NET YARDS RUSHING ..	2,274	1,589						
Avg. Per Game	142.1	99.3						
Total Rushes	588	390						
NET YARDS PASSING ..	3,076	3,772						
Avg. Per Game	192.3	235.8						
Sacked/Yards Lost	48/341	66/529						
Gross Yards	3,417	4,301						
Att./Completions	485/286	575/318						
Completion Pct.	59.0	55.3						
Had Intercepted	13	21						
PUNT/AVERAGE	73/38.8	78/39.9						
NET PUNTING AVG.	34.9	32.1						
PENALTIES/YARDS	80/719	84/803						
FUMBLES/LOST	33/15	32/22						
TOUCHDOWNS	51	39						
Rushing	20	13						
Passing	24	25						
Returns	7	1						
SCORE BY PERIODS 1 2 3 4 OT PTS								
REDSKINS	89	144	108	85	0	426		
Opponents	73	70	107	60	0	310		
SCORING TD-Ru-Pa-Rt Pat FG S TP								
Moseley	0	0	0	0	48/51	24/31	0	120
Riggins	14	0	0	0	0/0	0/0	0	84
Monk	7	0	7	0	0/0	0/0	0	42
REDSKINS	51	20	24	7	48/51	24/31	0	426
Opponents	39	13	25	1	37/39	13/20	0	310
RUSHING No. Yds Avg Long TD								
Riggins	327	1,239	3.8	24	14			
Griffin	97	408	4.2	31	0			
REDSKINS	588	2274	3.9	31	20			
Opponents	390	1589	4.1	39	13			
PASSING Att Cmp Yds Cmp% Yds/Att								
Theismann	477	283	3391	59.3	7.10			

RECEIVING	No.	Yds	Avg	Long	TD			
Monk	106	1,372	12.9	72	7			
Muhammad	42	729	17.4	80t	4			
Didier	30	350	11.7	44	5			
REDSKINS	286	3,417	11.9	80t	24			
Opponents	318	4,301	13.5	80t	25			
INTERCEP.	No.	Yds	Avg	Long	TD			
Dean	7	114	16.3	36t	2			
Green	5	101	20.2	50	1			
Milot	3	42	14.0	25	0			
REDSKINS	21	401	19.1	50	4			
Opponents	13	159	12.2	40	0			
PUNTING	No.	Yds	Avg	Net TB	In Lg	Blk		
Hayes	72	2834	39.4	34.9	5	13	59	1
REDSKINS	73	2834	38.8	34.9	5	13	59	1
Opponents	78	3114	39.9	32.1	7	16	64	1
PUNT RETURNS	Ret	FC	Yds	Avg	Lg	TD		
Nelms	49	1	428	8.7	46	0		
REDSKINS	55	2	474	8.6	46	0		
Opponents	38	16	187	4.9	14	0		
KICKOFF RETURNS	No.	Yds	Avg	Lg	TD			
Nelms	42	860	20.1	36	0			
REDSKINS	60	1,174	19.6	31	0			
Opponents	73	1,404	19.2	89t	1			
FIELD GOALS	1-19	20-29	30-39	40-49	50+			
Moseley	1/1	9/10	12/13	1/5	1/2			
Opponents	2/2	3/3	5/7	3/6	0/2			

DEFENSIVE STATISTICS

Tackles	Player	T	S	A	T/L	PD	FF	FR
	Olkewicz	149	86	63	-	-	10	2
	Jordan	144	79	65	-	-	1	1
	Milot	112	68	44	-	-	0	0

NOTABLE

Record (Finish): 11-5 (1st NFC East)

National Honors: CB Darrell Green: Pro Bowl. G Russ Grimm: Pro Bowl. PFWA All-Pro Team, NEA All-Pro Team, Associated Press All-Pro Team, All-NFL Team, UPI All-NFC Team, T Joe Jacoby: Pro Bowl, PFWA All-Pro Team, Associated Press All-Pro Team, All-NFL Team, UPI All-NFC Team, WR Art Monk: Pro Bowl, PFWA All-Pro Team, Associated Press All-Pro Team, All-NFL Team, UPI All-NFC Team, WR Art Monk: Pro Bowl, PFWA All-Pro Team, Associated Press All-Pro Team, All NFL Team, UPI All-NFC Team.

Starters: Offense: WR Charlie Brown (4), TE Rick Walker (14), LT Joe Jacoby (16), LG Russ Grimm (16), C Jeff Bostic (8), RG/RT Mark May (7/9), RT George Starke (7), TE Don Warren (16), WR Art Monk (16), QB Joe Theismann (16), RB John Riggins (14), TE Clint Didier (2), RG Ken Huff (9), RB Keith Griffin (2), WR Virgil Seay (2), WR Calvin Muhammad (8), WR Mark McGrath (2), C Rick Donnalley (8).

Defense: LE Todd Liebenstein (1), LT Dave Butz (15), RT Perry Brooks (1), RE Dexter Manley (14), LLB Mel Kaufman (15), MLB Neal Olkewicz (16), RLB Rich Milot (12), LCB Darrell Green (16), RCB Anthony Washington (2), SS Tony Peters (6), FS Mark Murphy (2), LE Charles Mann (15), LTRE Tom Bensley (1/2), RT Darryl Grant (15), LLB/RLB Monte Coleman (1/4), RCB Vernon Dean (14), SS Ken Coffey (10), FS Curtis Jordan (14).

TD	TD%	Int	Int%	Long	Sack/Lost	Rating
24	5.0	13	2.7	80t	48/341	86.5

1985

Won 10, Lost 6

Head Coach - Joe Gibbs

Sept 9	L	14-44	at Dallas	62,292
Sept 15	W	16-13	Houston	53,553
Sept 22	L	6-19	Philadelphia	53,748
Sept 29	L	10-45	at Chicago	63,708
Oct 7	W	27-10	St. Louis	53,134
Oct 13	W	24-3	Detroit	52,845
Oct 20	L	3-17	at New York Giants	74,389
Oct 27	W	14-7	at Cleveland	78,540
Nov 3	W	44-10	at Atlanta	42,209
Nov 10	L	7-13	Dallas	55,750
Nov 18	W	23-21	New York	53,371
Nov 24	W	30-23	at Pittsburgh	59,293
Dec 1	L	8-35	San Francisco	51,321
Dec 8	W	17-12	at Philadelphia	60,737
Dec 15	W	27-24	Cincinnati	50,544
Dec 21	W	27-16	at St. Louis	28,090

	Redskins	Opponents
TOTAL FIRST DOWNS ..	319	244
Rushing	147	94
Passing	157	134
Penalty	15	16
POSSESSION AVG.	33:17	26:43
TOTAL NET YARDS	5,338	4,480
Avg. Per Game	333.6	280.0
Total Plays	1,135	941
Avg. Per Play	4.7	4.8
NET YARDS RUSHING ..	2,523	1,734
Avg. Per Game	157.7	108.4
Total Rushes	571	424
NET YARDS PASSING ..	2,815	2,746
Avg. Per Game	175.9	171.6
Sacked/Yards Lost	52/428	52/378
Gross Yards	3,243	3,124
Att./Completions	512/280	465/239
Completion Pct.	54.7	51.4
Had Intercepted	21	23
PUNT/AVERAGE	73/40.7	85/43.8
NET PUNTING AVG.	73/32.4	85/36.0
PENALTIES/YARDS	74/596	89/699
FUMBLES/LOST	27/19	28/11
TOUCHDOWNS	33	35
Rushing	20	11
Passing	13	19
Returns	0	5
SCORE BY PERIODS 1 2 3 4 OT	TS	
REDSKINS	81 105 44 67	0 297
Opponents	59 107 78 68	0 312
SCORING TD-Ru-Pa-Rt Pat FG S TP		
Moseley	0 0 0 0 31/33	22/34 0 97
Riggins	8 8 0 0 0/0	0/0 0 48
Rogers	7 7 0 0 0/0	0/0 0 42
Clark	5 0 5 0 0/0	0/0 0 30
REDSKINS	33 20 13 0 31/33	22/35 1 297
OPPONENTS ..	35 11 19 5 34/35	22/28 1 312
RUSHING No. Yds Avg Long TD		
Rogers	231 1,093 4.7 35 7	
Riggins	176 677 3.8 51 8	

Passing	Att	Comp	Yds	Cmp%	Yds/Att	TD	TD%	Int	Int%	Long	Sack/Lost	Rating
Theismann	301	167	1774	55.5	5.89	8	2.7	16	5.3	55	37/314	59.6
Schroeder	209	112	1458	53.6	6.98	5	2.4	5	2.4	53	15/114	73.8

Griffin	102	473	4.6	66t	3			
REDSKINS	571	2,523	4.4	66t	20			
Opponents	424	1,734	4.1	64	11			
RECEIVING No. Yds Avg Long TD								
Monk	91	1,226	13.5	53	2			
Clark	72	926	12.9	55	5			
Didier	41	433	10.6	29	4			
REDSKINS	280	3,243	11.6	55	13			
Opponents	239	3,124	13.1	69	19			
INTERCEP. No. Yds Avg Long TD								
Jordan	5	88	17.6	36	0			
Dean	5	8	1.6	8	0			
Kaufman	3	10	3.3	10	0			
REDSKINS	23	220	9.6	36	0			
Opponents	21	215	10.2	90	2			
PUNTING No. Yds Avg Net TB In Lg Blk								
Cox	52	2,175	41.8	32.4	13	15	57	0
REDSKINS ..	73	2,973	40.7	32.4	16	19	57	0
Opponents ..	85	3,723	43.8	36.0	8	24	68	1
PUNT RETURNS Ret FC Yds Avg Lg TD								
Jenkins	26	9	272	10.5	28	0		
REDSKINS ..	47	11	508	10.7	37	0		
Opponents ..	32	11	285	8.9	56	0		
KICKOFF RETURNS No. Yds Avg Lg TD								
Jenkins	41	1,018	24.8	95	0			
REDSKINS ..	60	1,349	22.5	95	0			
Opponents ..	53	1,186	22.4	99t	2			
FIELD GOALS 1-19 20-29 30-39 40-49 50+								
Moseley	0/0	7/8	8/13	7/12	0/1			
Opponents ..	0/0	5/5	9/11	7/9	1/3			

DEFENSIVE STATISTICS

Tackles

Player	T	S	A	FF	FR
Jordan	178	104	73	1	2
Olkewicz	174	105	69	4	1
Milot	145	89	56	0	0

NOTABLE

Record (Finish): 10-6 (3rd NFC East)

National Honors: G Russ Grimm: PFWA All-Pro, NEA All-NFL, AP All-Pro, All-NFL, UPI All-NFC, Pro Bowl; WR Art Monk: UPI All-NFC, Pro Bowl; T Joe Jacoby: Pro Bowl; CB Raphael Cherry: PFWA All-Rookie.

Starters: Offense: WR Calvin Muhammad (5), WR Malcolm Barnwell (2), LT Joe Jacoby (11), LG/LT Russ Grimm (14/2), C Rick Donalney (12), RG Ken Huff (15), RT Mark May (16), TE Don Warren (16), WR Art Monk (14), QB Jay Theismann (11), RB John Riggins (11), C/LG Jeff Bostic (4/2), WR Gary Clark (10), TE Clint Didier (14), TE Anthony Jones (2), LT Dan McQuaid (3), RB George Rogers (5), QB Jay Schroeder (5), RB Otis Wonsley (1), RG RC Thieleman (1).

Defense: LE Charles Mann (16), LT Dave Butz (16), RT Darryl Grant (8), RB Dexter Manley (16), LLB Mel Kaufman (15), MLB Neal Olkewicz (16), RLB Rich Milot (16), LCB Darrell Green (16), RCB Vernon Dean (16), SS Tony Peters (10), FS Curtis Jordan (16), SS Raphael Cherry (6), LLB Monte Coleman (1), RT Dean Hamel (8).

1986

Won 12, Lost 4

Head Coach - Joe Gibbs

Sept 7	W	41-14	Philadelphia	53,982
Sept 14	W	10-6	LA Raiders	55,235
Sept 21	W	30-27	at San Diego	57,853
Sept 28	W	19-14	Seattle	54,157
Oct 5	W	14-6	at New Orleans	57,378
Oct 12	L	6-30	at Dallas	63,264
Oct 19	W	28-21	St. Louis	53,494
Oct 27	L	20-27	at New York Giants	75,923
Nov 2	W	44-38	Minnesota	51,928
Nov 9	W	16-7	at Green Bay	47,728
Nov 17	W	14-6	San Francisco	54,774
Nov 23	W	41-14	Dallas	55,642
Nov 30	W	20-17	at St. Louis	35,637
Dec 7	L	14-24	New York Giants	55,642
Dec 13	L	30-31	at Denver	75,905
Dec 21	W	21-14	at Philadelphia	61,816

Playoffs

Dec 28	W	19-7	Los Angeles Rams	54,180
Jan 3	W	27-13	at Chicago	65,141
Jan 11	L	0-17	at New York Giants	76,633

Redskins Opponents

TOTAL FIRST DOWNS ..	312	316
Rushing	112	103
Passing	177	181
Penalty	23	32
POSSESSION AVG.	29:56	30:04
TOTAL NET YARDS	5,601	5,297
Avg. Per Game	350.1	331.1
Total Plays	1,044	1,046
Avg. Per Play	5.4	5.1
NET YARDS RUSHING ..	1,732	1,805
Avg. Per Game	108.3	112.8
NET YARDS PASSING ..	3,869	3,492
Avg. Per Game	241.8	218.3
Sacked/Yards Lost	28/240	55/424
Gross Yards	4,109	3,916
Att./Completions	542/276	532/302
Completion Pct.	50.9	56.8
Had Intercepted	22	19
PUNT/AVERAGE	75/43.6	95/41.3
NET PUNTING AVG.	36.4	33.8
PENALTIES/YARDS	94/860	115/1026
FUMBLES/LOST	29/10	21/9
TOUCHDOWNS	46	35
Rushing	23	14
Passing	22	21
Returns	1	0
SCORE BY PERIODS 1 2 3 4 OT PTS		
REDSKINS	79 101 92 90	6 368
Opponents	82 77 68 69	0 296
SCORING TD-Ru-Pa-Rt Pat FG S TP		
Rogers	18 18 0 0 0/0	0/0 0 108
Zendejas	0 0 0 0 23/28	9/14 0 40
Bryant	7 4 3 0 0/0	0/0 0 42
Clark	7 0 7 0 0/0	0/0 0 42
REDSKINS	46 23 22 1 38/45	18/32 0 368
Opponents	35 14 21 0 35/35	17/24 0 296
PASSING Att Cmp Yds Cmp% Yds/Att		
Schroeder	541 276 4109	51.0 7.60

RUSHING No. Yds Avg Long TD					
Rogers	303	1,203	4.0	42	18
Bryant	69	258	3.7	22	4
Griffin	62	197	3.2	12	0
REDSKINS	474	1,732	3.7	42	23
Opponents	459	1,805	3.9	39	14
RECEIVING No. Yds Avg Long TD					
Clark	74	1,265	17.1	55	7
Monk	73	1,068	14.6	69	4
Bryant	43	449	10.4	40	3
REDSKINS	276	4,109	14.9	71	22
Opponents	302	3,916	13.0	76	21

INTERCEP. No. Yds Avg Long TD					
Green	5	9	1.8	7	0
Jordan	3	46	15.3	20	0
REDSKINS	19	126	6.6	31	0
Opponents	22	186	8.5	35	0

PUNTING No. Yds Avg Net TB In Lg Blk								
Cox	75	3,271	43.6	36.4	16	21	58	0
Opponents	95	3,923	41.3	33.8	8	22	55	0

PUNT RETURNS Ret FC Yds Avg Lg TD						
Jenkins	28	11	270	9.6	39	0
REDSKINS	51	20	550	10.8	44	0
Opponents	36	10	220	6.1	24	0

KICKOFF RETURNS No. Yds Avg Lg TD					
Jenkins	27	554	20.5	37	0
REDSKINS	60	1,175	19.6	37	0
Opponents	50	1,005	20.1	59	0

FIELD GOALS 1-19 20-29 30-39 40-49 50+					
Zendejas	0/0	5/5	2/3	2/4	0/2
Moseley	1/1	3/4	1/2	1/5	0/0
REDSKINS	1/1	8/9	3/5	4/10	2/7
Opponents	0/0	4/5	9/11	3/6	1/2

DEFENSIVE STATISTICS

Tackles								
Player T S A T/L PD FF FR								
Olkewicz	183	98	67	18	0	1	2	
Jordan	173	112	60	1	1	0	0	
Milot	134	88	44	2	1	2	1	

NOTABLE

Record (Finish): 12-4, 2-1 postseason; (2nd NFC East)

National Honors: FS Todd Bowles: UPI All-Rookie. WR Gary Clark: Pro Bowl, UPI All-NFC. CB Darrell Green: Pro Bowl, All-NFL, G Russ Grimm: Pro Bowl, All-NFL, UPI All-NFC. T Joe Jacoby: Pro Bowl. DE Dexter Manley: Pro Bowl, AP All-Pro, All-NFL, UPI All-NFC. WR Art Monk: Pro Bowl, QB Jay Schroeder: Pro Bowl, SS Alvin Walton: UPI All-Rookie. K Max Zendejas: UPI All-Rookie.

Starters: UPI All-Pro WR Art Monk (16), TE Don Warren (16), LT Joe Jacoby (16), LG Russ Grimm (14), C Jeff Bostic (16), RG RC Thielemann (13), RT Mark May (16), TE Clint Didier (11), WR Gary Clark (15), QB Jay Schroeder (16), RB George Rogers (15), RG/LG Raleigh McKenzie (3/2), WR Ricky Sanders (3), WR Derek Holloway (1), TE Anthony Jones (1), HB Terry Orr (1), RB Keith Griffin (1)

Defense: LE Charles Mann (15), LT Dave Batz (16), RT Dean Hamel (8), RE Dexter Manley (16), LLL Mel Kaufman (2), MLB Neal Olkewicz (16), RLB Rich Milot (15), LCB Darrell Green (15), RCB Vernon Dean (8), SS Ken Coffey (9), FS Curtis Jordan (16), RT Darryl Grant (8) LE/RT Steve Hamilton (1), LLL Monte Coleman (4), LLL Calvin Daniels (10), LCB/RB/SS Tim Morrison (13/1), RCB Barry Wilburn (5), SS Alvin Walton (4), SS Todd Bowles (2).

TD TD% Int Int% Long Sack/Lost Rating								
Schroeder	22	4.1	22	4.1	71	28/240	72.9	

Head Coach - Joe Gibbs			
Sept 13	W	34-24 Philadelphia	52,188
Sept 20	L	20-21 at Atlanta	50,882
Sept. 27		New England	
Oct 4	W	28-21 St. Louis	27,728
Oct 11	W	38-12 at New York Giants	9,123
Oct 19	W	13-7 at Dallas	60,415
Oct 25	W	17-16 New York Jets	53,497
Nov 1	W	27-7 at Buffalo	71,640
Nov 8	L	27-31 at Philadelphia	63,609
Nov 15	W	20-13 Detroit	53,593
Nov 23	L	26-30 Los Angeles Rams	53,614
Nov 29	W	23-19 New York Giants	45,815
Dec 6	W	34-17 at St. Louis	31,324
Dec 13	W	24-20 Dallas	54,882
Dec 20	L	21-23 at Miami	65,715
Dec 26	W	27-24 at Minnesota	59,160

• overtime

Playoffs

Jan 10	W	21-17 at Chicago	65,268
Jan 17	W	17-10 Minnesota	55,212

Super Bowl XXII, San Diego, CA

Jan 31	W	42-10 Denver	73,302
--------	---	--------------	--------

Redskins Opponents

TOTAL FIRST DOWNS ..	301	296
Rushing ..	119	104
Passing ..	153	177
Penalty ..	29	15

POSSESSION AVG. ..	30:30	29:30
TOTAL NET YARDS ..	5,597	5,022

Avg. Per Game ..	373.1	334.8
Total Plays ..	1,005	1,021
Avg. Per Play ..	5.6	4.9

NET YARDS RUSHING ..	2,102	1,679
Avg. Per Game ..	140.1	111.9
Total Rushes ..	500	441

NET YARDS PASSING ..	3,495	3,343
Avg. Per Game ..	233.0	222.9
Sacked/Yards Lost ..	27/223	53/424
Gross Yards ..	3,718	3,767
Att./Completions ..	478/247	527/276
Completion Pct. ..	51.7	52.4
Had Intercepted ..	18	23

PUNT/AVERAGE ..	78/39.1	91/39.2
NET PUNTING AVG. ..	78/34.1	91/31.4

PENALTIES/YARDS ..	82/691	97/801
FUMBLES/LOST ..	26/19	22/11

TOUCHDOWNS ..	47	33
Rushing ..	18	10
Passing ..	27	19
Returns ..	2	4

SCORE BY PERIODS 1 2 3 4 OT PTS	
REDSKINS ..	66 118 108 84 3 379
Opponents ..	54 68 94 69 0 285

SCORING TD-Ru-Pa-Rt Pat FG S TP	
Haji-Sheikh ..	0 0 0 0 29/32 13/19 0 68
Clark ..	7 0 7 0 0/0 0/0 0 42
REDSKINS ..	47 18 27 2 43/47 18/29 0 379
Opponents ..	33 10 19 4 30/33 19/28 0 285

PASSING Att Comp Yds Cmp% Yds/Att	
Schroeder ..	267 129 1878 48.3 7.03
D. Williams ..	143 81 1156 56.6 8.08

RUSHING No. Yds Avg Long TD	
Rogers ..	163 613 3.8 29 6
Bryant ..	77 406 5.3 28 1
REDSKINS ..	500 2,102 4.2 31 18
Opponents ..	441 1,679 3.8 45 10

RECEIVING No. Yds Avg Long TD	
Clark ..	56 1,066 19.0 84t 7
Bryant ..	43 490 11.4 39 5
REDSKINS ..	247 3,718 15.1 88 27
Opponents ..	276 3,767 13.6 59t 19

INTERCEP. No. Yds Avg Long TD	
Wilburn ..	9 135 15.0 100t 1
Bowles ..	4 24 6.0 24 0
REDSKINS ..	23 329 14.3 100t 1
Opponents ..	18 193 10.7 60t 1

PUNTING No. Yds Avg Net TB In Lg Blk	
Cox ..	63 2,571 40.8 35.0 7 14 77 1
REDSKINS ..	78 3,053 39.1 34.1 8 19 77 1
Opponents ..	91 3,569 39.2 31.4 5 11 62 0

PUNT RETURNS Ret FC Yds Avg Lg TD	
Yarber ..	37 9 273 7.4 33 0
REDSKINS ..	56 10 615 11.0 73 0
Opponents ..	37 11 231 6.2 45 0

KICKOFF RETURNS No. Yds Avg Lg TD	
Griffin ..	25 478 19.1 54 0
REDSKINS ..	59 1,139 19.3 54 0
Opponents ..	63 1,352 21.5 95t 1

FIELD GOALS 1-19 20-29 30-39 40-49 50+	
Haji-Sheikh ..	0/0 5/5 6/10 2/4 0/0
REDSKINS ..	1/1 7/7 7/12 3/8 0/1
Opponents ..	0/0 6/7 5/7 8/11 0/3

DEFENSIVE STATISTICS

Tackles	
Player T S A TL PD FF FR	
Walton ..	148 91 46 11 3 2 1
Bowles ..	108 70 36 2 4 0 1
Coleman ..	107 63 34 10 0 1 0

NOTABLE

Record (Finish): 11-4 (Super Bowl XXII Champions)

National Honors: WR Gary Clark: AP All-Pro, All-NFL, Pro Bowl; CB Barry Wilburn: AP All-Pro, All-NFL Team, UPI All-NFC; QB Doug Williams: Super Bowl XXII MVP; DE Charles Mann: Pro Bowl; CB Darrell Green: Pro Bowl.

Starters: Offense: WR Art Monk(9), TE Don Warren(12), LT Joe Jacoby(12), LG-C Raleigh McKenzie(10/2), C Russ Grimm(5), RG RC Thielemann(12), RT/LG Ed Simmons(2/1), WR Gary Clark(11), QB Jay Schroeder(10), RB George Rogers(9), WR Ricky Sanders(5), TE Clint Didier(6), C Jeff Bostic(5), RT Mark May(10), QB Doug Williams(2), RB Keith Griffin(2), RB Kelvin Bryant(1), TE Terry Orr(1), TE Ken Whisenant(1), TE Joe Caravella(5), WR Clarence Verdini(1), WR Derrick Shepard(1), LG Darrick Briz(4), RG Phil Petey(3), TE Craig McEwen(3), LT Mark Carlson(3), RT Willard Scissum(3), C Eric Coyle(3), QB Ed Ruppert(3), WR Anthony Allen(3), TE Glenn Dennison(1), WR Lionel Vital(3), WR Ted Wilson(2).

Defense: LE Charles Mann(12), LT Dave Butz(12), RT Darryl Grant(11), RE Markus Koch(2), LLB Mel Kaufman(11), MLB Rich Milot(5), RLB Monte Coleman(12), LCB Darrell Green(12), RCB Barry Wilburn(12), SS Alvin Walton(12), FS Todd Bowles(12), RB Dexter Manley(10), MLB Neal Olkewicz(6), RT Dean Hamel(1), MLB Kirk Gouveia(1), LE Alec Gibson(3), HT Dan Benish(3), SS Joe Cofer(1), RLB Bobby Curtis(3), SS Steve Gage(1), SS Charles Jackson(1), LT Ted Karras(1), LLB Jon Kimmel(1), FS Skip Lane(3), RE Steve Martin(3), LCB Michael Mitchell(3), LT Tony Sagnella(2), MLB Eric Wilson(3), RCB Dennis Woodbury(3).

PASSING Att Comp Yds Cmp% Yds/Att TD TD% Int Int% Long Sack/Lost Rating	
Schroeder ..	267 129 1878 48.3 7.03 12 4.5 10 3.7 84t 17/149 71.0
D. Williams ..	143 81 1156 56.6 8.08 11 7.7 5 3.5 62t 7/53 94.0

1988

Won 7, Lost 9

Head Coach - Joe Gibbs			
Sept 5	L	20-27 at Giants	76,417
Sept 11	W	30-29 Pittsburgh	54,083
Sept 18	W	17-10 Philadelphia	53,920
Sept 25	L	21-30 at Phoenix	61,973
Oct 2	L	23-24 Giants	54,601
Oct 9	W	35-17 at Dallas	63,325
Oct 16	W	33-17 Phoenix	54,402
Oct 23	W	20-17 at Green Bay	51,767
Oct 30	L	17-41 at Houston	48,781
Nov 6	W	27-24 New Orleans	54,183
Nov 13	L	14-34 Chicago	52,418
Nov 21	L	21-37 at San Francisco	59,268
Nov 27	L	13-17 Cleveland	51,604
Dec 4	W	20-19 at Philadelphia	65,947
Dec 11	L	17-24 Dallas	51,526
Dec 17	L	17-20 * at Cincinnati	52,157

	Redskins	Opponents
TOTAL FIRST DOWNS ..	306	293
Rushing	87	112
Passing	202	153
Penalty	17	28
POSSESSION AVG.	30:57	29:03
TOTAL NET YARDS	5,679	5,184
Avg. Per Game	355	324
Total Plays	1,053	982
Avg. Per Play	5.4	5.3
NET YARDS RUSHING	1,543	1,745
Avg. Per Game	96.4	109.1
Total Rushes	437	442
NET YARDS PASSING	4,136	3,439
Avg. Per Game	258.5	214.9
Sacked/Yards Lost	24/203	43/305
Gross Yards	4,339	3,744
Att./Completions	592/327	497/261
Completion Pct.	55.2	52.5
Had Intercepted	25	14
PUNT/AVERAGE	67/38.2	79/39.4
NET PUNTING AVG.	29.8	34.2
PENALTIES/YARDS	96/817	91/711
FUMBLES/LOST	34/21	23/8
TOUCHDOWNS	41	46
Rushing	8	17
Passing	33	24
Returns	0	5
SCORE BY PERIODS 1 2 3 4 OT PTS		
REDSKINS	86 79 89 91	0 345
Opponents	70 125 64 125	3 387
SCORING TD-Ru-Pa-Rt Pat FG S TP		
Lohmiller	0 0 0 0 40/41	19/26 0 97
Sanders	12 0 12 0 0/0	0/0 0 72
Clark	7 0 7 0 0/0	0/0 0 42
Bryant	6 1 5 0 0/0	0/0 0 36
REDSKINS	41 8 33 0 40/41	19/26 1 345
Opponents	46 17 24 5 43/46	22/36 1 387
RUSHING No. Yds Avg Long TD		
Bryant	108 498 4.6	25 1
Smith	155 470 3.0	29 3

Morris	126	437	3.5	27t	2		
REDSKINS	437	1,543	3.5	29	8		
Opponents	442	1,745	3.9	50t	17		
RECEIVING No. Yds Avg Long TD							
Sanders	73	1148	15.7	55t	12		
Monk	72	946	13.1	46t	5		
Clark	59	892	15.1	60t	7		
REDSKINS	327	4339	13.3	60t	33		
Opponents	261	3744	14.3	80t	24		
INTERCEP. No. Yds Avg Long TD							
Wilburn	4	24	6.0	14	0		
Marshall	3	61	20.3	43	0		
Walton	3	54	18.0	29	0		
REDSKINS	14	193	13.8	43	0		
Opponents	25	271	10.8	40	0		
PUNTING No. Yds Avg Net Tm In Lg Blk							
G. Coleman ..	39	1,505	38.6	29.2	3 8 53 0		
REDSKINS ..	67	2562	38.2	29.8	6 10 55 1		
Opponents ..	79	3116	39.4	34.2	2 21 54 1		
PUNT RETURNS Ret FC Yds Avg Lg TD							
Shepherd	12	2	104	8.7	23 0		
Allen	10	2	62	6.2	14 0		
Green	9	0	103	11.4	32 0		
REDSKINS ..	52	9	377	7.3	34 0		
Opponents ..	39	7	448	11.5	95t 1		
KICKOFF RETURNS No. Yds Avg Lg TD							
Morris	21	413	19.7	35	0		
Sanders	19	362	19.1	31	0		
Shepherd ..	16	329	20.6	44	0		
REDSKINS ..	74	1,355	18.3	44	0		
Opponents ..	61	1,111	18.2	32	0		
FIELD GOALS 1-19 20-29 30-39 40-49 50+							
Lohmiller	1/1	6/8	5/7	7/10	0/0		
Opponents ..	2/2	6/7	8/11	4/12	2/4		
DEFENSIVE STATISTICS							
Tackles							
Player T S A T/L PD FF FR							
Walton	196	116	72	8	6	3	0
Olkewicz	165	90	65	10	0	1	3
Bowles	141	85	55	1	7	2	0
NOTABLE							
Record (Finish): 7-9; (3rd NFC East)							
National Honors: K Chip Lohmiller: PFVA All-Rookie. DE Charles Mann: Pro Bowl. T Mark May: Pro Bowl.							
Starters: Offense: Art Monk (13), TE Don Warren (14), RT/RG Mark May (5/11), RG/LG RC Thielemann (5/3), C Jeff Bostic (11), LG/C Raleigh McKenzie (9/5), LT/RT Joe Jacoby (9/4), WR Ricky Sanders (4), WR Gary Clark (13), QB Doug Williams (10), RB Timmy Smith (8), RT/LT Jim Lachey (7/7), RB Kelvin Bryant (4), LG Russ Grimm (4), QB Mark Rypien (6), RB Jamie Morris (4), HB Craig McEwen (8), TE Anthony Jones (3), TE Terry Orr (3), TE Joe Caravello (6)							
Defense: RE/LE Markus Koch (3/3), RT Darryl Grant (16), LT Dave Butz (16), LE Charles Mann (13), RLB Wilber Marshall (16), MLB Neal Olkewicz (16), LLB Monte Coleman (9), LCB Barry Wilburn (10), RCB Darrell Green (15), SS Alvin Walton (16), FS/RCB Todd Bowles (15/1), RE Dexter Manley (13), LLB Ravin Caldwell (1), LCB Brian Davis (6), LLB Mel Kaufman (7), FS Steve Gage (1).							

	PASSING	Att	Cmp	Yds	Cmp%	Yds/Att	TD	TD%	Int	Int%	Long	Sack/Lost	Rating
Williams	380	213	2609	56.1	6.87	15	3.9	12	3.2	58	10/88	77.4	
Rypien	208	114	1730	54.8	8.32	18	8.7	13	6.3	60t	14/115	85.2	

Head Coach - Joe Gibbs				
Sept 11	L	24-27	New York Giants	54,160
Sept 17	L	37-42	Philadelphia	53,493
Sept 24	W	30-7	at Dallas	63,200
Oct 1	W	16-14	at New Orleans	64,358
Oct 8	W	30-28	Phoenix	53,335
Oct 15	L	17-20	at New York Giants	76,245
Oct 22	W	32-28	Tampa Bay	53,862
Oct 29	L	24-37	at Los Angeles Raiders	52,781
Nov 5	L	3-13	Dallas	53,187
Nov 12	W	10-3	at Philadelphia	65,443
Nov 20	L	10-14	Denver	52,975
Nov 26	W	38-14	Chicago	50,044
Dec 3	W	29-10	at Phoenix	38,870
Dec 10	W	26-21	San Diego	47,693
Dec 17	W	31-30	at Atlanta	37,501
Dec 23	W	29-0	at Seattle	60,294

		Redskins	Opponents					
TOTAL FIRST DOWNS								
Rushing		338	274					
Passing		101	72					
Penalty		217	177					
		20	25					
POSSESSION AVG.								
		32:58	27:02					
TOTAL NET YARDS								
		6,253	4,915					
Avg. Per Game		390.8	307.2					
Total Plays		1,116	954					
Avg. Per Play		5.6	5.2					
NET YARDS RUSHING								
		1,904	1,344					
Avg. Per Game		119.0	84.0					
Total Rushes		514	384					
NET YARDS PASSING								
		4,349	3,571					
Avg. Per Game		271.8	223.2					
Sacked/Yards Lost		21/127	40/304					
Gross Yards		4,476	3,875					
Att./Completions		581/337	530/277					
Completion Pct.		58.0	52.3					
Had Intercepted		17	27					
PUNT/AVERAGE								
		63/42.3	76/40.1					
NET PUNTING AVG.								
		63/33.3	76/34.5					
PENALTIES/YARDS								
		105/881	98/796					
FUMBLES/LOST								
		32/20	24/15					
TOUCHDOWNS								
Rushing		42	38					
Passing		14	9					
Returns		24	25					
		4	4					
SCORE BY PERIODS								
	1	2	3	4	OT	PTS		
REDSKINS	80	82	127	97	0	386		
Opponents	76	99	47	86	0	308		
SCORING								
	TD	Ru	Pa	Rt	Pat	FG	S	TP
Lohmiller	0	0	0	0	41/41	29/40	0	128
Byner	9	7	2	0	0/0	0/0	0	54
Clark	9	0	9	0	0/0	0/0	0	54
Monk	8	0	8	0	0/0	0/0	0	48
REDSKINS	42	14	24	4	41/42	29/40	3	386
Opponents	38	9	25	4	38/38	14/23	0	308
RUSHING								
	No.	Yds	Avg	Long	TD			
Riggs	201	834	4.1	58	4			
Byner	134	580	4.3	24	7			

PASSING	Att	Comp	Yds	Cmp%	Yds/Att	TD	TD%	Int	Int%	Long	Sack/Lost	Rating
Rypien	476	280	3,768	58.8	7.92	22	4.6	13	2.7	80t	16/108	88.1
Williams	93	51	585	54.8	6.29	1	1.1	3	3.2	46	2/10	64.1

Morris	124	336	2.7	12t	2			
REDSKINS	514	1,904	3.7	58	14			
Opponents	384	1,344	3.5	73t	9			
RECEIVING								
	No.	Yds	Avg	Long	TD			
Monk	86	1,186	13.8	60t	8			
Sanders	80	1,138	14.2	68	4			
Clark	79	1,229	15.6	80t	9			
REDSKINS	377	4,476	13.3	80t	24			
Opponents	277	3,875	14.0	72t	25			
INTERCEPT								
	No.	Yds	Avg	Long	TD			
A. Johnson	4	94	23.5	59t	1			
Walton	4	58	14.5	29t	1			
B. Davis	4	40	10.0	15	0			
REDSKINS	27	284	10.5	59t	3			
Opponents	17	229	13.5	45t	1			
PUNTING								
	No.	Yds	Avg	Net	TB	In	Lg	Blk
Mojsiejenko	62	2,663	43.0	33.3	9	21	74	1
REDSKINS	62	2,663	43.3	33.3	9	21	74	1
Opponents	76	3,047	40.1	34.5	10	22	59	0
PUNT RETURNS								
	Ret	FC	Yds	Avg	Lg	TD		
Howard	21	18	200	9.5	38	0		
REDSKINS	26	20	226	8.7	38	0		
Opponents	34	5	383	11.3	53	0		
KICKOFF RETURNS								
	No.	Yds	Avg	Lg	TD			
Howard	21	522	24.9	99t	1			
REDSKINS	58	1,176	20.3	99t	1			
Opponents	74	1,532	20.7	96t	1			
FIELD GOALS								
	1-19	20-29	30-39	40-49	50+			
Lohmiller	2/2	11/11	13/15	3/11	0/1			
Opponents	0/0	5/5	5/8	3/7	1/3			

DEFENSIVE STATISTICS

Tackles							
Player	T	S	A	T/L	PD	FF	FR
Walton	137	79	56	2	5	0	1
Bowles	130	75	55	0	2	1	1
Marshall	108	52	48	8	1	1	2

NOTABLE

Record (Finish): 10-6 (3rd NFC East)

National Honors: T Jim Lachey: Associated Press All-Pro, All-NFL, UPI All-NFC; QB Mark Rypien: Pro Bowl; DE Charles Mann: Pro Bowl; DT Tracy Rucker: PFWA All-Rookie, UPI All-Rookie.

Starters: Offense: WR Art Monk (12), TE Don Warren (15), RT Joe Jacoby (10), RG Mark May (9), C Jeff Bostic (16), LG/RG Russ Grimm (8/1), LT Jim Lachey (14), RB Gerald Riggs (7), RB Earnest Byner (13), WR Gary Clark (12), QB Mark Rypien (14), WR Ricky Sanders (12), LG Raleigh McKenzie (8), RG Mark Schlereth (6), LT/RT Ed Simmons (2/6), RB Jamie Morris (3), QB Doug Williams (2) TE Mike Tice (5), TE Terry Orr (1).

Defense: LE Charles Mann (16), LT/RE Markus Koch (6/1), RT Darryl Grant (16), RE Dexter Manley (10), RB Wilber Marshall (16), MLB Neal Olkewicz (8), LLB Monte Coleman (3), LCB Brian Davis (9), RCB Darrell Green (7), SS Alvin Walton (12), FS Todd Bowles (16), SS Clarence Vaughn (4), LLB Ravin Caldwell (13), MLB Greg Manusky (7), MLB Kurt Gouveia (1), LT Tracy Rucker (10), RCB AJ Johnson (8), LCB Martin Mayhew (7), RE Fred Stokes (5), RCB Barry Wilburn (1).

1990

Won 10, Lost 6

Head Coach - Joe Gibbs				
Sept 9	W	31-0	Phoenix	52,649
Sept 16	L	13-26	at San Francisco	64,287
Sept 23	W	19-15	Dallas	53,804
Sept 30	W	38-10	at Phoenix	49,303
Oct 14	L	20-24	Giants	54,737
Oct 21	W	13-7	Philadelphia	53,567
Oct 28	L	10-21	at Giants	75,321
Nov 4	W	41-38	• at Detroit	69,326
Nov 12	L	14-28	at Philadelphia	65,857
Nov 18	W	31-17	New Orleans	52,573
Nov 22	L	17-27	at Dallas	60,355
Dec 2	W	42-20	Miami	53,599
Dec 9	W	10-9	Chicago	53,920
Dec 15	W	25-10	at New England	22,286
Dec 22	L	28-35	at Indianapolis	58,173
Dec 30	W	29-14	Buffalo	52,397

•overtime

Playoffs

Jan 4	W	20-6	at Philadelphia	65,287
Jan 12	L	10-28	at San Francisco	65,292

Redskins Opponents

TOTAL FIRST DOWNS	Redskins	Opponents
Rushing	327	267
Passing	117	77
Penalty	193	166
Total	17	24

POSESSION AVG. 32:19 27:41

TOTAL NET YARDS 5,562 4,730

Avg. Per Game 347.6 295.6

Total Plays 1,073 941

Avg. Per Play 5.2 5.0

NET YARDS RUSHING 2,083 1,587

Avg. Per Game 130.2 99.2

Total Rushes 515 382

NET YARDS PASSING 3,479 3,143

Avg. Per Game 217.4 196.4

Sacked/Yards Lost 22/132 45/340

Gross Yards 3,611 3,483

Att./Completions 536/301 514/281

Completion Pct. 56.2 54.7

Had Intercepted 22 21

PUNT/AVERAGE 55/37.5 76/43.4

NET PUNTING AVG. 33.4 36.9

PENALTIES/YARDS 102/824 89/712

FUMBLES/LOST 14/6 24/12

TOUCHDOWNS 41 35

Rushing 16 8

Passing 22 21

Returns 3 6

SCORE BY PERIODS 1 2 3 4 OT PTS

REDSKINS 49 108 103 118 3 381

Opponents 37 98 75 91 0 301

SCORING TD-Ru-Pa-Rt Pat FG S TP

Lohmiller 0 0 0 0 41/41 30/40 0 131

Clark 8 0 8 0 0/0 0/0 0 48

Byner 7 6 1 0 0/0 0/0 0 42

Riggs 6 6 0 0 0/0 0/0 0 36

REDSKINS 41 116 22 3 41/41 30/40 2 381

Opponents 35 8 21 6 35/35 18/23 1 301

PASSING Att Cmp Yds Cmp% Yds/Att

Rypien 304 166 2,070 54.6 6.81

Humphries 156 91 1,015 58.3 6.51

Rutledge 68 40 455 8.8 6.69

RUSHING No. Yds Avg Long TD

Byner 297 1,219 4.1 22 6

Riggs 123 475 3.9 20 6

REDSKINS 515 2,083 4.0 26 16

Opponents 382 1,587 4.2 48t 8

RECEIVING No. Yds Avg Long TD

Clark 75 1,112 14.8 53t 8

Monk 68 770 11.3 44 5

Sanders 56 727 13.0 38 3

REDSKINS 301 3,611 12.0 53t 22

Opponents 281 3,483 12.4 80t 21

INTERCEP. No. Yds Avg Long TD

Mayhew 7 20 2.9 15 0

Green 4 20 5.0 18t 1

Bowles 3 74 24.7 43 0

REDSKINS 21 271 12.9 61 2

Opponents 22 271 12.3 42t 5

PUNTING No. Yds Avg Net TB In Lg Blk

Mojsisienko 43 1,687 39.2 34.2 0 17 53 1

Goodburn 11 377 34.3 30.4 1 6 48 0

REDSKINS 55 2,064 37.5 33.4 1 23 53 1

Opponents 76 3,290 43.3 36.9 5 21 59 0

PUNT RETURNS Ret FC Yds Avg Lg TD

Stanley 24 8 176 7.3 32 0

REDSKINS 48 17 388 8.1 32 0

Opponents 30 10 205 6.8 30 0

KICKOFF RETURNS No. Yds Avg Lg TD

Howard 22 427 19.4 35 0

REDSKINS 61 1,113 18.2 37 0

Opponents 58 1,008 17.4 47 0

FIELD GOALS 1-19 20-29 30-39 40-49 50+

Lohmiller 2/2 10/10 12/14 3/6 3/8

Opponents 1/1 6/7 5/5 6/8 0/2

DEFENSIVE STATISTICS

Tackles

Player T S A TL PD FF FR

Walton 143 74 66 3 2 0 0

Bowles 115 55 60 0 6 1 1

Marshall 107 66 31 10 2 2 2

NOTABLE

Record (Finish): 10-6; (3rd NFC East)

National Honors: RB Earnest Byner: Pro Bowl, WR Gary

Clark: Pro Bowl, CB Darrell Green: Pro Bowl, UPI All-NFC, LT

Jim Lachey: Pro Bowl, AP All-Pro, All-NFL, UPI All-NFC.

Starters: Offense: WR Art Monk (16), TE Don Warren (15),

RT Ed Simmons (11), RG Mark Schlereth (7), C Jeff Bostic (16),

LG Russ Grimm (11), LT Jim Lachey (16), WR Ricky Sanders

(6), WR Gary Clark (16), QB Mark Rypien (10), RB Earnest

Byner (16), RT Joe Jacoby (5), QB Stan Humphries (5), QB Jeff

Rutledge (1), RG/LG Raleigh McKenzie (9/3), LG Mark Adickes

(1), HB Ron Middleton (5), TE Jimmy Johnson (5), WR Walter

Stanley (1).

Defense: LE Charles Mann (15), LT Tracy Rucker (7), RT/LT

Darryl Grant (14/1), RE Markus Koch (13), RLB Wilber

Marshall (15), MLB Greg Manusky (8), LLB Andre Collins (16),

LCB Martin Mayhew (15), RCB Darrell Green (16), SS Alvin

Walton (16), FS Todd Bowles (13), FS Terry Hoage (3), LCB

Brad Edwards (1), CB Alvoid Mays (1), RT/RE Tim Johnson

(1/1), LERB Fred Stokes (1/2), LT Eric Williams (8), RT James

Geathers (1), MLB Kurt Gouveia (7).

TD TD% Int Int% Long Sack/Lost Rating

16 5.3 11 3.6 53t 6/33 78.4

3 1.9 10 6.4 44 9/62 57.5

2 2.9 1 1.5 40 6/34 82.7

1991

Won 14, Lost 2

Head Coach - Joe Gibbs				
Sept 1	W	45-0	Detroit	52,958
Sept 9	W	33-31	at Dallas	63,025
Sept 15	W	34-0	Phoenix	54,662
Sept 22	W	34-27	at Cincinnati	52,038
Sept 30	W	23-0	Philadelphia	55,198
Oct 6	W	20-7	at Chicago	64,941
Oct 13	W	42-17	Cleveland	54,715
Oct 27	W	17-13	at Giants	76,627
Nov 3	W	16-13	• Houston	55,096
Nov 10	W	56-17	Atlanta	52,461
Nov 17	W	41-14	at Pittsburgh	56,813
Nov 24	L	21-24	Dallas	55,561
Dec 1	W	27-6	at Rams	55,027
Dec 8	W	20-14	at Phoenix	48,373
Dec 15	W	34-17	Giants	54,722
Dec 22	L	22-24	at Philadelphia	58,988

Playoffs

Jan 4	W	24-7	Atlanta	55,181
Jan 12	W	41-10	Detroit	55,585

Super Bowl XXVI, Minneapolis, MN

Jan 26	W	37-24	Buffalo	63,130
--------	---	-------	---------	--------

	Redskins	Opponents										
TOTAL FIRST DOWN	302	242										
Rushing	107	72										
Passing	179	151										
Penalty	16	19										
POSSESSION AVG.	31:51	28:09										
TOTAL NET YARDS	5,741	4,293										
Avg. Per Game	358.8	268.3										
Total Plays	996	947										
Avg. Per Play	5.8	4.5										
NET YARDS RUSHING	2,049	1,346										
Avg. Per Game	128.1	84.1										
Total Rushes	540	348										
NET YARDS PASSING	3,692	2,947										
Avg. Per Game	230.8	184.2										
Sacked/Yards Lost	9/79	50/345										
Gross Yards	3,771	3,292										
Att./Completions	447/261	549/292										
Completion Pct.	58.4	53.2										
Had Intercepted	11	27										
PUNT/AVERAGE	55/37.6	85/41.7										
NET PUNTING AVG.	33.1	33.4										
PENALTIES/YARDS	90/798	94/767										
FUMBLES/LOST	26/12	22/14										
TOUCHDOWNS	56	26										
Rushing	21	11										
Passing	30	13										
Returns	5	2										
SCORE BY PERIODS 1 2 3 4 OT PTS												
REDSKINS	83	150	101	148	3	485						
Opponents	54	57	55	58	0	224						
SCORING	TD-Ru-Pa-Rt	Pat	FG	S	TP							
Lohmiller	0 0 0 0	56/56	31/43	0	149							
Riggs	11 11 0 0	0/0	0/0	0	66							
Clark	10 0 10 0	0/0	0/0	0	60							
Monk	8 0 8 0	0/0	0/0	0	48							
REDSKINS	56	21	30	5	56/56	31/43	0	485				
Opponents	26	11	13	2	26/26	14/18	0	224				
PASSING	Att	Cmp	Yds	Cmp%	Yds/Att	TD	TD%	Int	Int%	Long	Sack/Lost	Rating
Rypien	421	249	3,564	59.1	8.47	28	6.7	11	2.6	82t	7/59	97.9

RUSHING	No.	Yds	Avg	Long	TD			
Byner	274	1,048	3.8	32	5			
Ervins	145	680	4.7	65t	3			
Riggs	78	248	3.2	32	11			
REDSKINS	540	2,049	3.8	65t	21			
Opponents	348	1,346	3.9	75t	11			
RECEIVING	No.	Yds	Avg	Long	TD			
Monk	71	1,049	14.8	64t	8			
Clark	70	1,340	19.1	82t	10			
REDSKINS	261	3,771	14.4	82t	30			
Opponents	292	3,292	11.3	75t	13			
INTERCEP.	No.	Yds	Avg	Long	TD			
Marshall	5	75	15.0	54t	1			
Green	5	47	9.4	24	0			
REDSKINS	27	279	10.3	54	13			
Opponents	11	109	9.9	74t	1			
PUNTING	No.	Yds	Avg	Net TB	In Lg	Blk		
Goodburn	52	2,070	39.8	33.1	3	16	61	3
REDSKINS	55	2,070	37.6	33.1	3	16	61	3
Opponents	85	3,548	41.7	33.4	5	13	58	0
PUNT RETURNS	Ret	FC	Yds	Avg	Lg	TD		
Mitchell	45	21	600	13.3	69t	2		
REDSKINS	46	21	610	13.3	69t	2		
Opponents	31	7	190	6.1	20	0		
KICKOFF RETURNS	No.	Yds	Avg	Lg	TD			
Mitchell	29	583	20.1	35	0			
REDSKINS	49	926	18.9	46	0			
Opponents	66	1,153	17.5	39	0			
FIELD GOALS	1-19	20-29	30-39	40-49	50+			
Lohmiller	0/0	9/9	10/12	10/17	2/5			
Opponents	0/0	5/5	5/7	3/3	1/3			

DEFENSIVE STATISTICS	T	S	A	T/L	PD	FF	FR
Player							
A. Collins	151	87	60	4	6	1	0
Marshall	135	73	51	11	7	4	2
Edwards	135	70	65	0	9	1	0

NOTABLE
Record (Finish): 14-2; (Super Bowl XXVI Champion)
National Honors: Coach Joe Gibbs: The Sporting News Coach of the Year, RB Earnest Byner: Pro Bowl, WR Gary Clark: Pro Bowl, UPI All-NFC; RB Ricky Ervins: PFWA All-Rookie; CB Darrell Green: Pro Bowl, PFWA All-Pro, AP All-Pro, All-NFL, UPI All-NFC; LT Jim Lachey: Pro Bowl, PFWA All-Pro, AP All-Pro, All-NFL, UPI All-NFC; K Chip Lohmiller: Pro Bowl, UPI All-NFC/DE Charles Mann: Pro Bowl, LB Wilber Marshall: UPI All-NFC; G Raleigh McKenzie: UPI All-NFC; QB Mark Rypien: Super Bowl XXVI MVP, Pro Bowl, Football News NFC Player of the Year, UPI NFC Offensive Player of the Year, UPI All-NFC; G Mark Schlereth: Pro Bowl.

Starters: Offense: WR Gary Clark (16), HB Terry Orr (6), WR Ricky Sanders (7), LT Jim Lachey (15), LT Russ Grimm (1), LG Raleigh McKenzie (14), C Jeff Bostic (16), RG Mark Schlereth (16), LG/RT Joe Jacoby (2/14), RT Ed Simmons (2), TE Ron Middleton (12), TE Don Warren (7), WR Art Monk (16), QB Mark Rypien (16), RB Earnest Byner (16)

Defense: LE Charles Mann (15), LE Jason Buck (1), LT Eric Williams (15), LT Bobby Wilson (1), RT Tim Johnson (16), RE Markus Koch (5), RE Fred Stokes (11), LLB Wilber Marshall (16), MLB Matt Millen (14), MLB Kurt Gonveia (1), MLB Monte Coleman (1), RLB Andre Collins (16), LCB Martin Mayhew (16), RCB Darrell Green (16), SS Alvin Walton (2), SS Danny Copeland (14), FS Brad Edwards (16)

1992

Won 9, Lost 7

Head Coach - Joe Gibbs

Sept 7	L	10-23	at Dallas	63,538
Sept 13	W	24-17	Atlanta	54,343
Sept 20	W	13-10	Detroit	55,818
Oct 4	L	24-17	at Phoenix	34,488
Oct 12	W	34-3	Denver	56,371
Oct 18	W	16-12	Philadelphia	56,380
Oct 25	W	15-13	at Minnesota	59,998
Nov 1	L	7-24	New York Giants	53,647
Nov 8	W	16-3	at Seattle	53,616
Nov 15	L	15-35	at Kansas City	75,238
Nov 23	L	3-20	at New Orleans	68,591
Nov 29	W	41-3	Phoenix	53,541
Dec 6	W	28-10	at New York Giants	62,998
Dec 13	W	20-17	Dallas	56,437
Dec 20	L	13-17	at Philadelphia	65,841
Dec 26	L	20-21	Los Angeles Raiders	53,032

Playoffs

Jan 2	W	24-7	at Minnesota	57,353
Jan 9	L	13-20	at San Francisco	64,991

Redskins Opponents

TOTAL FIRST DOWNS ..	276	249
Rushing	104	89
Passing	160	138
Penalty	12	22

POSESSION AVG. 31:04 28:56

TOTAL NET YARDS 4,890 4,438

Avg. Per Game..... 305.6 277.4

Total Plays..... 991 911

Avg. Per Play..... 4.9 4.9

NET YARDS RUSHING .. 1,727 1,696

Avg. Per Game..... 107.9 106.0

Total Rushes..... 483 406

NET YARDS PASSING .. 3,163 2,742

Avg. Per Game..... 197.7 171.4

Sacked/Yards Lost..... 23/176 39/279

Gross Yards..... 3,339 3,021

Att./Completions 485/272 466/258

Completion Pct. 56.1 55.4

Had Intercepted 17 23

PUNT/AVERAGE..... 65/39.3 73/42.8

NET PUNTING AVG..... 65/32.7 73/37.2

PENALTIES/YARDS 84/741 85/709

FUMBLES/LOST 18/7 23/11

TOUCHDOWNS 30 30

Rushing..... 10 11

Passing..... 15 15

Returns..... 5 4

SCORE BY PERIODS 1 2 3 4 OT PTS

REDSKINS..... 79 92 63 66 0 300

Opponents..... 32 103 40 80 0 255

SCORING TD-Ru-Pa-Rt Pat FG S TP

Lohmiller..... 0 0 0 0 30/30 30/40 0 120

Byner..... 7 6 1 0 0/0 0/0 0 42

Clark..... 5 0 5 0 0/0 0/0 0 30

REDSKINS..... 30 10 15 5 30/30 30/40 0 300

Opponents..... 30 11 15 4 29/30 14/21 2 255

RUSHING No. Yds Avg Long TD

Byner..... 262 998 3.8 23 6

Erwins..... 151 495 3.3 25 2

PASSING Att Cmp Yds Cmp% Yds/Att TD TD% Int Int% Long Sack/Lost Rating

Rypien 479 269 3,282 56.2 6.85 13 2.7 17 3.5 62t 23/176 71.7

Mitchell..... 6 70 11.7 33 0

REDSKINS..... 483 1,727 3.6 33 10

Opponents..... 406 1696 4.2 36 11

RECEIVING No. Yds Avg Long TD

Clark..... 64 912 14.3 47 5

Sanders..... 51 707 13.9 62t 3

Monk..... 46 644 14.0 49t 3

REDSKINS..... 272 3,339 12.3 62t 15

Opponents..... 258 3,021 11.7 89t 15

INTERCEP. No. Yds Avg Long TD

Edwards..... 6 157 26.2 53t 1

Mayhew..... 3 58 19.3 33 0

Gouveia..... 3 43 14.3 28 0

REDSKINS..... 23 485 21.1 65 2

Opponents..... 17 318 18.7 49 2

PUNTING No. Yds Avg Net TB In Lg Blk

Goodburn..... 64 2,555 39.9 32.7 5 17 66 1

REDSKINS..... 65 2,555 39.3 32.7 5 17 66 1

Opponents..... 73 3,128 42.8 37.2 3 18 58 0

PUNT RETURNS Ret Fg Yds Avg Lg TD

Mitchell..... 29 9 271 9.3 84t 1

REDSKINS..... 37 12 355 9.6 84t 2

Opponents..... 27 13 332 12.3 79t 1

KICKOFF RETURNS No. Yds Avg Lg TD

Mitchell..... 23 492 21.4 47 0

REDSKINS..... 48 973 20.3 47 0

Opponents..... 54 1,074 19.9 99t 1

FIELD GOALS 1-19 20-29 30-39 40-49 50+

Lohmiller..... 2/2 9/9 9/15 8/12 2/2

Opponents..... 1/1 5/7 2/3 5/8 1/2

DEFENSIVE STATISTICS

Tackles

Player T S A T/L PD FF FR

Gouveia..... 169 90 75 4 3 3 0

Edwards..... 168 81 86 1 8 1 0

Marshall..... 138 90 39 9 15 3 2

NOTABLE

Record (Finish): 9-7; (3rdNFC East)

National Honors: LB Wilber Marshall; PFWA All-Pro, AP All-Pro, All-NFL, UPI All-NFC, Pro Bowl; FS Brad Edwards; UPI All-NFC.

Starters: Offense: WR Gary Clark (14), WR Ricky Sanders (5), TE Ron Middleton (12), TE Don Warren (10), HB Terry Orr (7), WR Art Monk (14), TE James Jenkins (1), WR Desmond Howard (1), LT Jim Lachey (10), LT Moe Elewoniobi (4), LT/RT Ed Simmons (1/10), LT/LG/C Raleigh McKenzie (1/5/10), LG/RT Joe Jacoby (4/5), LG/RT Ray Brown (7/1), C Jeff Bostic (4), C Matt Elliott (2), RG Mark Schlereth (16), QB Mark Rypien (16), RB Ernest Byner (16)

Defense: LE Charles Mann (16), LT Bobby Wilson (5), LT Eric Williams (6), LT Jason Buck (5), RT Tim Johnson (16), RE Fred Stokes (10), RE Shane Collins (6), LLB Wilber Marshall (16), MLB Kurt Gouveia (14), MLB John Brantley (2), RLB Andre Collins (14), RLB Tony Barker (2), LCB Martin Mayhew (10), LCB Alvoid Mays (2), LCB Todd Bowles (1), LCB/RCB AJ Johnson (3/8), RCB Darrell Green (7), SS Danny Copeland (13), SS Todd Bowles (3), FS Brad Edwards (16).

Head Coach - Richie Petitbon				
Sept 6	W	35-16	Dallas	56,345
Sept 12	L	10-17	Phoenix	53,525
Sept 19	L	31-34	at Philadelphia	65,435
Oct 4	L	10-17	at Miami	68,568
Oct 10	L	7-41	New York Giants	53,715
Oct 17	L	6-36	at Phoenix	48,143
Nov 1	L	10-24	at Buffalo	79,106
Nov 7	W	30-24	Indianapolis	50,523
Nov 14	L	6-20	at New York Giants	76,606
Nov 21	L	6-10	at L.A. Rams	45,546
Nov 28	L	14-17	Philadelphia	46,663
Dec 5	W	23-17	at Tampa Bay	49,035
Dec 11	L	0-3	New York Jets	47,970
Dec 19	W	30-17	Atlanta	50,192
Dec 26	L	3-38	at Dallas	64,497
Dec 31	L	9-14	Minnesota	42,836

Redskins		Opponents										
TOTAL FIRST DOWNS	255	304										
Rushing	92	127										
Passing	143	157										
Penalty	20	20										
POSSESSION AVG	27:58	32:02										
TOTAL NET YDS	4,273	5,499										
Avg. Per Game	267.1	343.6										
Total Plays	969	1,027										
Avg. Per Play	4.4	5.4										
NET YARDS RUSHING	1,728	2,112										
Avg. Per Game	107.9	131.9										
Total Rushes	396	513										
NET YARDS PASSING	2,545	3,387										
Avg. Per Game	159.1	211.6										
Sacked/Yards Lost	40/219	31/197										
Gross Yards	2,764	3,584										
Att./Completions	533/287	483/291										
Completion Pct.	53.8	60.2										
Had Intercepted	21	17										
PUNTS/AVERAGE	83/43.9	73/41.1										
NET PUNTING AVG	83/37.4	73/36.6										
PENALTIES/YARDS	90/597	100/782										
FUMBLES/BALL LOST	24/10	25/14										
TOUCHDOWNS	26	42										
Rushing	11	14										
Passing	11	24										
Returns	4	4										
SCORE BY PERIODS	1 2 3 4	OT	PTS									
REDSKINS	23	77	59	71	0	230						
Opponents	81	92	69	103	0	345						
SCORING	TD-Ru-Pa-Rt	Pat	FG	S	TP							
Lohmiller	0 0 0 0	24/26	16/28	0	72							
Sanders	4 0 4 0	0/0	0/0	0	24							
Brooks	3 3 0 0	0/0	0/0	0	18							
McGee	3 0 3 0	0/0	0/0	0	18							
Mitchell	3 3 0 0	0/0	0/0	0	18							
Rypien	3 3 0 0	0/0	0/0	0	18							
REDSKINS	26	11	11	4	24/26	16/28	1	230				
Opponents	42	14	24	4	40/42	17/22	1	345				
PASSING	Att	Comp	Yds	Cmp%	Yds/Att	TD	TD%	Int	Int%	Long	Sack/Lost	Rating
Rypien	319	166	1,514	52.0	4.75	4	1.3	10	3.1	43	16/87	56.3
Gannon	125	74	704	59.2	5.63	3	2.4	7	5.6	54	16/87	59.6
Conklin	87	46	496	52.9	5.70	4	4.6	3	3.4	34t	8/45	70.9

RUSHING		No.	Yds	Avg	Long	TD
Brooks	233	1,063	4.8	85t	3	
Mitchell	63	246	3.9	29t	3	
Ervins	50	201	4.0	18	0	
REDSKINS	396	1,728	4.4	85t	11	
Opponents	513	2,112	4.1	35	14	

RECEIVING		No.	Yds	Avg	Long	TD
Sanders	58	638	11.0	50	4	
Monk	41	398	9.7	29	2	
McGee	39	500	12.8	54	3	
REDSKINS	287	2,764	9.6	54	11	
Opponents	291	3,584	12.3	80t	24	

INTERCEP.		No.	Yds	Avg	Long	TD
Carter	6	54	9.0	29	0	
Green	4	10	2.5	6	0	
REDSKINS	17	241	14.2	69t	2	
Opponents	21	209	10.0	30	2	

PUNTING		No.	Yds	Avg	Net	TB	In	Lg	B
Roby	78	3,447	44.2	37.2	10	25	60	0	
REDSKINS	83	3,644	43.9	37.4	10	28	60	0	
Opponents	73	2,995	41.0	36.6	4	20	65	0	

PUNT RETURNS		Ret	FC	Yds	Avg	Lg	TD
Mitchell	29	7	193	6.7	48	0	
REDSKINS	35	8	245	7.0	48	0	
Opponents	34	23	343	10.1	62t	2	

KICKOFF RETURNS		No.	Yds	Avg	Lg	TD
Mitchell	33	678	20.5	68	0	
Howard	21	405	19.3	33	0	
REDSKINS	59	1,166	19.8	68	0	
Opponents	36	722	20.1	43	0	

FIELD GOALS		1-19	20-29	30-39	40-49	50+
Lohmiller	2/2	4/4	8/12	1/4	1/6	
Opponents	0/0	6/7	4/5	6/7	1/3	

DEFENSIVE STATISTICS

Tackles

Player	T	S	A	TL	PD	FF	FR
Gouveia	174	83	88	3	5	2	0
Edwards	150	89	61	0	2	0	1
Copeland	129	64	63	2	3	0	0

NOTABLE

Record (Finish): 4-12 (5th NFC East)

National Honors: RB Reggie Brooks: PFWA All-Rookie.

Starters: WR Tim McGee (12), WR Art Monk (5), LT Mo Elewonibi (15), LT Joe Jacoby (1), LG/RT Ray Brown (11/3), LG/C/RG Raleigh McKenzie (3/6/6), L/RG Vernice Smith (2/1) C Jeff Bostic (10), RG Mark Schlereth (8), RT Ed Simmons (13), TE Ron Middleton (16), TE James Jenkins (4), WR Ricky Sanders (11), WR Desmond Howard (5), QB Mark Rypien (10), QB Cary Conklin (2), QB Rich Gannon (4), RB/HB Earnest Byner (2/1), RB Brian Mitchell (4), HB Frank Wycleck (6), RB Reggie Brooks (11).

Defense: LE Charles Mann (11), LE/LT/RE Jason Buck (1/1/1), LE AJ Noga (4), LT Eric Williams (4), LT/RT Bobby Wilson (8/1), LT Jeff Faulkner (3), RT Tim Johnson (15), RE Shane Collins (5), RE Sterling Palmer (10), L/LB Carl Banks (15), L/LB/R/LB Monte Coleman (1/3), MLB Kurt Gouveia (16), R/LB Andre Collins (13), LCB AJ Johnson (3), LCB Tom Carter (11), LCB Alvoid Mays (2), RCB Darrell Green (16), SS Danny Copeland (14), SS Todd Bowles (2), FS Brad Edwards (16).

1994

Won 3, Lost 13

Head Coach - Norv Turner

Sept. 4	L	7-28	Seattle	52,930
Sept. 11	W	38-24	at New Orleans	58,049
Sept. 18	L	23-31	at New York Giants	77,298
Sept. 25	L	20-27	Atlanta	53,238
Oct. 2	L	7-34	Dallas	55,394
Oct. 9	L	17-21	at Philadelphia	63,947
Oct. 16	L	16-19	Arizona	50,019
Oct. 23	W	41-27	Indianapolis	57,879
Oct. 30	L	29-31	Philadelphia	53,530
Nov. 6	L	22-37	San Francisco	54,335
Nov. 20	L	7-31	at Dallas	64,644
Nov. 27	L	19-21	New York Giants	43,384
Dec. 4	L	21-26	at Tampa Bay	45,121
Dec. 11	L	15-17	at Arizona	53,790
Dec. 18	L	14-17	Tampa Bay	47,315
Dec. 24	W	24-21	at L.A. Rams	25,705

Redskins Opponents

TOTAL FIRST DOWNS ..	269	331
Rushing	79	129
Passing	166	182
Penalty	24	20

POSSESSION AVG. 26:55 33:05

TOTAL NET YARDS

Avg. Per Game..... 299.6 350.6

Total Plays

Avg. Per Play

NET YARDS RUSHING ..

Avg. Per Game..... 88.4 123.4

Total Rushes

NET YARDS PASSING ..

Avg. Per Game..... 211.1 227.1

Sacked/Yards Lost..... 21/146 28/165

Gross Yards..... 3524 3799

Att./Completions

Completion Pct.

Had Intercepted

PUNTS/AVERAGE

NET PUNTING AVG.

PENALTIES/YARDS

FUMBLES/BALL LOST ..

TOUCHDOWNS

Rushing

Passing

Returns

SCORE BY PERIODS 1 2 3 4 OT PTS

REDSKINS..... 44 137 62 77 0 320

Opponents..... 95 128 81 105 3 412

SCORING TD-Ru-Pa-Rt Pat FG S TP

Lohmiller..... 0 0 0 0 30/32 20/28 0 90

Ellard..... 6 0 6 0 0/0 0/0 0 36

Howard..... 5 0 5 0 0/0 0/0 0 32

Ervins..... 4 3 1 0 0/0 0/0 0 24

Jenkins..... 4 0 4 0 0/0 0/0 0 24

REDSKINS..... 37 5 25 7 30/32 20/28 1 320

Opponents..... 52 24 22 6 47/47 17/28 0 412

2-Pt. Conversions: Howard, Mitchell, Winans

REDSKINS 3-5, Opponents 1-5

PASSING Att Comp Yds Cmp% Yds/Att TD TD% Int Int% Long Sack/Lost Rating

Shuler 265 120 1658 45.3 6.26 10 3.8 12 4.5 81 12/83 59.6

Friesz 180 105 1266 58.3 7.03 10 5.6 9 5.0 73 6/45 77.7

Fretotte 100 46 600 46.0 6.00 5 5.0 5 5.0 51 3/18 61.3

RUSHING	No.	Yds	Avg	Long	TD
Ervins.....	185	650	3.5	49	3
Mitchell.....	78	311	4.0	33	0
Brooks.....	100	297	3.0	15	2
REDSKINS.....	407	1,415	3.5	49	5
Opponents.....	556	1,975	3.6	38	24
RECEIVING	No.	Yds	Avg	Long	TD
Ellard.....	74	1,397	18.9	73 1/2	6
Ervins.....	51	293	5.7	21	1
Howard.....	40	727	18.2	81 1/2	5
REDSKINS.....	271	3,524	13.0	81 1/2	25
Opponents.....	300	3,799	12.7	85 1/2	22
INTERCEP.	No.	Yds	Avg	Long	TD
A. Collins.....	4	150	37.5	92	12
Carter.....	3	58	19.3	40	0
Bayless.....	3	38	12.7	19	0
Green.....	3	32	10.7	27 1/2	1
REDSKINS.....	17	326	19.2	92 1/2	3
Opponents.....	27	482	17.9	73 1/2	4

PUNTING	No.	Yds	Avg	Net TB	In Lg	B
Roby.....	82	3,639	44.4	36.1	12 21	65 0
Opponents.....	87	3,506	40.3	33.0	9 27	59 0

PUNT RETURNS	Ret	FC	Yds	Avg	Lg	TD
Mitchell.....	32	24	452	14.1	78 1/2	2
REDSKINS.....	32	24	452	14.1	78 1/2	2
Opponents.....	45	11	441	9.8	83 1/2	1

KICKOFF RETURNS	No.	Yds	Avg	Lg	TD
Mitchell.....	58	1,478	25.5	86	0
REDSKINS.....	71	1,685	23.7	86	0
Opponents.....	62	1,389	22.4	96 1/2	1

FIELD GOALS	1-192	0-29	30-39	40-49	50+
Lohmiller.....	0/0	9/11	5/6	5/8	1/3
Opponents.....	0/0	7/7	6/9	2/8	2/4

DEFENSIVE STATISTICS

Tackles

Player	T	S	A	T/L	PD	FF	FR
A. Collins.....	171	99	65	7	5	2	1
Stowe.....	157	80	73	4	0	1	0
Harvey.....	130	74	47	9	3	4	1

NOTABLES

Record (Finish): 3-13 (5th NFC East)

National Honors: P Reggie Roby: First Team Associated Press, Pro Bowl; KR Brian Mitchell: Second Team AP; LB Ken Harvey: Second Team AP, Pro Bowl.

Starters: Offense: WR Desmond Howard (15), LT Jim Lachey (13), LG/LT Ray Brown (14/2), C/RG/LG Raleigh McKenzie (4/10/2), RG Mark Schlereth (4), RT Ed Simmons (16), TE Ethan Horton (15), TE James Jenkins (3), QB John Friesz (4), QB Heath Shuler (8), QB Gus Frerotte (4), RB Reggie Brooks (5), RB Ricky Ervins (10), RB/FB Brian Mitchell (1/6), FB Cedric Smith (8), FB Frank Wycheck (1).

Defense: LE Tony Woods (15), LT Bobby Wilson (9), LT/RT Lamar Mills (1/3), LT Leonard Marshall (3), LT Marc Boutte (3), RE Sterling Palmer (16), LLB Ken Harvey (16), MLB Tyrone Stowe (15), MLB Kurt Gouveia (1), RLB Andre Collins (16), LCB Tom Carter (16), RCB Darrell Green (16), SS Martin Bayless (15), Keith Taylor (1), FS Darryl Morrison (16).

292

NFL SCHEDULE

All Times Local

SUNDAY, SEPTEMBER 3

(First Weekend)

Fox-TV National Weekend

1. Arizona at WASHINGTON.....	4:00
2. Carolina at Atlanta.....	1:00
3. Cincinnati at Indianapolis.....	12:00
4. Cleveland at New England.....	1:00
5. Detroit at Pittsburgh.....	1:00
6. Houston at Jacksonville.....	1:00
7. Kansas City at Seattle.....	1:00
8. Minnesota at Chicago.....	3:00
9. New York Jets at Miami.....	4:00
10. San Diego at Raiders.....	1:00
11. San Francisco at New Orleans.....	1:00
12. St. Louis at Green Bay.....	12:00
13. Tampa Bay at Philadelphia.....	1:00

SUNDAY NIGHT, SEPTEMBER 3

14. Buffalo at Denver.....	6:00
----------------------------	------

MONDAY, SEPTEMBER 5

15. Dallas at New York Giants.....	9:00
------------------------------------	------

SUNDAY, SEPTEMBER 10

(Second Weekend)

NBC-TV National Weekend

16. Atlanta at San Francisco.....	1:00
17. Carolina at Buffalo.....	1:00
18. Denver at Dallas.....	3:00
19. Detroit at Minnesota.....	12:00
20. Indianapolis at New York Jets.....	4:00
21. Jacksonville at Cincinnati.....	4:00
22. Raiders at WASHINGTON.....	1:00
23. Miami at New England.....	1:00
24. New Orleans at St. Louis.....	12:00
25. New York Giants at Kansas City.....	12:00
26. Pittsburgh at Houston.....	12:00
27. Seattle at San Diego.....	1:00
28. Tampa Bay at Cleveland.....	1:00

SUNDAY NIGHT, SEPTEMBER 10

29. Philadelphia at Arizona.....	5:00
----------------------------------	------

MONDAY, SEPTEMBER 11

30. Green Bay at Chicago.....	9:00
-------------------------------	------

SUNDAY, SEPTEMBER 17

(Third Weekend)

NBC-TV National Weekend

31. Arizona at Detroit.....	1:00
32. Atlanta at New Orleans.....	12:00
33. Chicago at Tampa Bay.....	4:00
34. Cincinnati at Seattle.....	1:00
35. Cleveland at Houston.....	12:00
36. Indianapolis at Buffalo.....	1:00
37. Jacksonville at New York Jets.....	4:00
38. Raiders at Kansas City.....	12:00
39. New England at San Francisco.....	1:00
40. New York Giants at Green Bay.....	12:00
41. San Diego at Philadelphia.....	1:00
42. St. Louis at Carolina.....	1:00
43. WASHINGTON at Denver.....	2:00

SUNDAY NIGHT, SEPTEMBER 17

44. Dallas at Minnesota.....	7:00
------------------------------	------

MONDAY, SEPTEMBER 18

45. Pittsburgh at Miami.....	9:00
------------------------------	------

SUNDAY, SEPTEMBER 24

(Fourth Weekend)

Fox-TV National Weekend

(Open Dates: Buffalo, Carolina, Indianapolis, Miami, New England, Seattle)

46. Arizona at Dallas.....	3:00
47. Chicago at St. Louis.....	12:00
48. Denver at San Diego.....	1:00
49. Houston at Cincinnati.....	4:00
50. Kansas City at Cleveland.....	4:00
51. Minnesota at Pittsburgh.....	1:00
52. New Orleans at New York Giants.....	1:00
53. New York Jets at Atlanta.....	4:00
54. Philadelphia at Raiders.....	1:00
55. WASHINGTON at Tampa Bay.....	1:00

SUNDAY NIGHT, SEPTEMBER 24

56. Green Bay at Jacksonville.....	8:00
------------------------------------	------

MONDAY, SEPTEMBER 25

57. San Francisco at Detroit.....	9:00
-----------------------------------	------

SUNDAY, OCTOBER 1

(Fifth Weekend)

NBC-TV National Weekend

(Open Dates: Chicago, Detroit, Green Bay, Minnesota)

58. Dallas at WASHINGTON.....	1:00
59. Denver at Seattle.....	1:00
60. Jacksonville at Houston.....	3:00
61. Kansas City at Arizona.....	1:00
62. Miami at Cincinnati.....	1:00
63. New England at Atlanta.....	1:00
64. New York Giants at San Francisco.....	1:00
65. Philadelphia at New Orleans.....	12:00
66. San Diego at Pittsburgh.....	4:00
67. St. Louis at Indianapolis.....	12:00
68. Tampa Bay at Carolina.....	1:00

SUNDAY NIGHT, OCTOBER 1

69. Raiders at New York Jets.....	8:00
-----------------------------------	------

MONDAY, OCTOBER 2

70. Buffalo at Cleveland.....	9:00
-------------------------------	------

SUNDAY, OCTOBER 8

(Sixth Weekend)

NBC-TV National Weekend

(Open Dates: Atlanta, New Orleans, St. Louis, San Francisco)

71. Arizona at New York Giants.....	4:00
72. Carolina at Chicago.....	12:00
73. Cincinnati at Tampa Bay.....	1:00
74. Cleveland at Detroit.....	4:00
75. Green Bay at Dallas.....	12:00
76. Houston at Minnesota.....	12:00
77. Indianapolis at Miami.....	4:00
78. New York Jets at Buffalo.....	1:00

79.	Pittsburgh at Jacksonville.....	1:00
80.	Seattle at Raiders.....	1:00
81.	WASHINGTON at Philadelphia.....	1:00

SUNDAY NIGHT, OCTOBER 8

82.	Denver at New England.....	8:00
-----	----------------------------	------

MONDAY, OCTOBER 9

83.	San Diego at Kansas City.....	8:00
-----	-------------------------------	------

THURSDAY, OCTOBER 12

(Seventh Weekend)

Fox-TV National Weekend

(Open Dates: Cincinnati, Cleveland, Houston, Pittsburgh)

84.	Atlanta at St. Louis.....	7:00
-----	---------------------------	------

SUNDAY, OCTOBER 15

85.	Chicago at Jacksonville.....	1:00
86.	Dallas at San Diego.....	1:00
87.	Detroit at Green Bay.....	12:00
88.	Miami at New Orleans.....	3:00
89.	Minnesota at Tampa Bay.....	1:00
90.	New England at Kansas City.....	12:00
91.	New York Jets at Carolina.....	4:00
92.	Philadelphia at New York Giants.....	1:00
93.	San Francisco at Indianapolis.....	12:00
95.	WASHINGTON at Arizona.....	1:00

MONDAY, OCTOBER 16

96.	Raiders at Denver.....	7:00
-----	------------------------	------

THURSDAY, OCTOBER 19

(Eighth Weekend)

NBCTV National Weekend

(Open Dates: Arizona, Dallas, Giants, Philadelphia)

97.	Cincinnati at Pittsburgh.....	8:00
-----	-------------------------------	------

SUNDAY, OCTOBER 22

98.	Atlanta at Tampa Bay.....	1:00
99.	Detroit at WASHINGTON.....	1:00
100.	Houston at Chicago.....	12:00
101.	Indianapolis at Raiders.....	1:00
102.	Jacksonville at Cleveland.....	1:00
103.	Kansas City at Denver.....	2:00
104.	Miami at New York Jets.....	1:00
105.	Minnesota at Green Bay.....	12:00
106.	New Orleans at Carolina.....	1:00
107.	San Diego at Seattle.....	1:00
108.	San Francisco at St. Louis.....	3:00

MONDAY, OCTOBER 23

109.	Buffalo at New England.....	9:00
------	-----------------------------	------

SUNDAY, OCTOBER 29

(Ninth Weekend)

Fox-TV National Weekend

(Open Dates: Denver, Kansas City, Raiders, San Diego)

110.	Buffalo at Miami.....	4:00
111.	Carolina at New England.....	1:00
112.	Cleveland at Cincinnati.....	1:00
113.	Dallas at Atlanta.....	1:00
114.	Green Bay at Detroit.....	1:00
115.	Jacksonville at Pittsburgh.....	1:00
116.	New Orleans at San Francisco.....	1:00
117.	New York Jets at Indianapolis.....	1:00

118.	Seattle at Arizona.....	2:00
119.	St. Louis at Philadelphia.....	1:00
120.	Tampa Bay at Houston.....	3:00

SUNDAY NIGHT, OCTOBER 29

121.	New York Giants at WASHINGTON.....	8:00
------	------------------------------------	------

MONDAY, OCTOBER 30

122.	Chicago at Minnesota.....	8:00
------	---------------------------	------

SUNDAY, NOVEMBER 5

(Tenth Weekend)

NBC-TV National Weekend

(Open Dates: Jacksonville, Tampa Bay)

123.	Arizona at Denver.....	2:00
124.	Buffalo at Indianapolis.....	1:00
125.	Carolina at San Francisco.....	1:00
126.	Detroit at Atlanta.....	1:00
127.	Green Bay at Minnesota.....	12:00
128.	Houston at Cleveland.....	1:00
129.	Raiders at Cincinnati.....	4:00
130.	New England at New York Jets.....	1:00
131.	New York Giants at Seattle.....	1:00
132.	Pittsburgh at Chicago.....	3:00
133.	St. Louis at New Orleans.....	12:00
134.	WASHINGTON at Kansas City.....	12:00

SUNDAY NIGHT, NOVEMBER 5

135.	Miami at San Diego.....	5:00
------	-------------------------	------

MONDAY, NOVEMBER 6

136.	Philadelphia at Dallas.....	8:00
------	-----------------------------	------

SUNDAY, NOVEMBER 12

(Eleventh Weekend)

Fox-TV National Weekend

(Open Dates: New York Jets, Washington)

137.	Atlanta at Buffalo.....	1:00
138.	Carolina at St. Louis.....	12:00
139.	Chicago at Green Bay.....	12:00
140.	Cincinnati at Houston.....	12:00
141.	Indianapolis at New Orleans.....	12:00
142.	Kansas City at San Diego.....	1:00
143.	Raiders at New York Giants.....	1:00
144.	Minnesota at Arizona.....	2:00
145.	New England at Miami.....	1:00
146.	San Francisco at Dallas.....	3:00
147.	Seattle at Jacksonville.....	1:00
148.	Tampa Bay at Detroit.....	1:00

SUNDAY NIGHT, NOVEMBER 12

149.	Denver at Philadelphia.....	8:00
------	-----------------------------	------

MONDAY, NOVEMBER 13

150.	Cleveland at Pittsburgh.....	9:00
------	------------------------------	------

SUNDAY, NOVEMBER 19

(Twelfth Weekend)

Fox-TV National Weekend

151.	Arizona at Carolina.....	1:00
152.	Buffalo at New York Jets.....	4:00
153.	Dallas at Raiders.....	12:00
154.	Detroit at Chicago.....	12:00
155.	Green Bay at Cleveland.....	1:00
156.	Indianapolis at New England.....	1:00
157.	Jacksonville at Tampa Bay.....	1:00
158.	New Orleans at Minnesota.....	3:00
159.	New York Giants at Philadelphia.....	1:00
160.	Pittsburgh at Cincinnati.....	1:00



REDSKINS™ *Fan Line*

Bell Atlantic Mobile and the Washington Redskins have teamed up this season on the **Redskins Fan Line**, an interactive telephone system that allows fans in the metropolitan area to call **free** and receive up-to-date information daily.

Each week on the **Redskins Fan Line** an assistant coach will recap the latest game, a featured player-of-the-week will give an inside look at the Redskins, plus late-breaking news. There will also be information on the Redskins fan club, schedule information, and a message from **Bell Atlantic Mobile**.

To access the system, call
(703) 589-1994

a toll-free call from anywhere in the Washington
Metropolitan area.



 **Bell Atlantic** Mobile
THE HEART OF COMMUNICATION™

161.	San Diego at Denver	2:00
162.	Seattle at WASHINGTON	1:00
163.	St. Louis at Atlanta	1:00

SUNDAY NIGHT, NOVEMBER 19

164.	Houston at Kansas City	7:00
------	------------------------	------

MONDAY, NOVEMBER 20

165.	San Francisco at Miami	9:00
------	------------------------	------

THURSDAY, NOVEMBER 23**(Thirteenth Weekend)**
NBC-TV National Weekend

166.	Kansas City at Dallas	3:00
167.	Minnesota at Detroit	12:30

SUNDAY, NOVEMBER 26

158.	Atlanta at Arizona	2:00
169.	Chicago at New York Giants	1:00
170.	Cincinnati at Jacksonville	1:00
171.	Denver at Houston	3:00
172.	Miami at Indianapolis	1:00
173.	New England at Buffalo	1:00
174.	New York Jets at Seattle	1:00
175.	Philadelphia at WASHINGTON	1:00
176.	Pittsburgh at Cleveland	4:00
177.	St. Louis at San Francisco	1:00
178.	Tampa Bay at Green Bay	12:00

SUNDAY NIGHT, NOVEMBER 26

179.	Carolina at New Orleans	7:00
------	-------------------------	------

MONDAY, NOVEMBER 27

180.	Raiders at San Diego	6:00
------	----------------------	------

THURSDAY NIGHT, November 30**(Fourteenth Weekend)**
Fox-TV National Weekend

181.	New York Giants at Arizona	6:00
------	----------------------------	------

SUNDAY, DECEMBER 3

182.	Atlanta at Miami	1:00
183.	Cincinnati at Green Bay	12:00
184.	Cleveland at San Diego	1:00
185.	Houston at Pittsburgh	1:00
186.	Indianapolis at Carolina	1:00
187.	Jacksonville at Denver	2:00
188.	Kansas City at Raiders	1:00
189.	New Orleans at New England	1:00
190.	Philadelphia at Seattle	1:00
191.	St. Louis at New York Jets	1:00
192.	Tampa Bay at Minnesota	12:00

SUNDAY NIGHT, DECEMBER 3

193.	Buffalo at San Francisco	5:00
------	--------------------------	------

MONDAY, DECEMBER 4

194.	Chicago at Detroit	9:00
------	--------------------	------

SATURDAY, DECEMBER 9**(Fifteenth Weekend)**
Fox-TV National Weekend

196.	Arizona at San Diego	1:00
197.	Cleveland at Minnesota	11:30

SUNDAY, DECEMBER 10

198.	Buffalo at St. Louis	12:00
199.	Chicago at Cincinnati	1:00

200.	Dallas at Philadelphia	1:00
201.	Detroit at Houston	12:00
202.	Indianapolis at Jacksonville	1:00
203.	New Orleans at Atlanta	1:00
204.	New York Jets at New England	1:00
205.	Pittsburgh at Raiders	1:00
206.	San Francisco at Carolina	1:00
207.	Seattle at Denver	2:00
208.	WASHINGTON at New York Giants	4:00

SUNDAY NIGHT, DECEMBER 10

209.	Green Bay at Tampa Bay	8:00
------	------------------------	------

MONDAY, DECEMBER 11

210.	Kansas City at Miami	9:00
------	----------------------	------

SATURDAY, DECEMBER 16**(Sixteenth Weekend)**
Fox-TV National Weekend

211.	Green Bay at New Orleans	3:00
212.	New England at Pittsburgh	12:30

SUNDAY, DECEMBER 17

213.	Arizona at Philadelphia	1:00
214.	Atlanta at Carolina	1:00
215.	Cincinnati at Cleveland	1:00
216.	Denver at Kansas City	3:00
217.	Jacksonville at Detroit	1:00
218.	Miami at Buffalo	1:00
219.	New York Giants at Dallas	3:00
220.	New York Jets at Houston	12:00
221.	San Diego at Indianapolis	4:00
222.	Tampa Bay at Chicago	12:00
223.	WASHINGTON at St. Louis	12:00

SUNDAY NIGHT, DECEMBER 17

224.	Raiders at Seattle	5:00
------	--------------------	------

MONDAY, DECEMBER 18

225.	Minnesota at San Francisco	6:00
------	----------------------------	------

SATURDAY, DECEMBER 23**(Seventeenth Weekend)**
NBC-TV National Weekend

226.	Detroit at Tampa Bay	4:00
227.	San Diego at New York Giants	12:30

SATURDAY NIGHT, DECEMBER 23

228.	New England at Indianapolis	8:00
------	-----------------------------	------

SUNDAY NIGHT, DECEMBER 24

229.	Carolina at WASHINGTON	4:00
230.	Cleveland at Jacksonville	1:00
231.	Denver at Raiders	1:00
232.	Houston at Buffalo	1:00
233.	Miami at St. Louis	3:00
234.	Minnesota at Cincinnati	1:00
235.	New Orleans at New York Jets	1:00
236.	Philadelphia at Chicago	12:00
237.	Pittsburgh at Green Bay	12:00
238.	San Francisco at Atlanta	1:00
239.	Seattle at Kansas City	12:00

MONDAY, DECEMBER 25

240.	Dallas at Arizona	7:00
------	-------------------	------

Two Symbols of Quality in Washington



I N T R O D U C I N G

CHROMA GRAPHICS

Official Printer of the 1995 Washington Redskins

1221 Caraway Court, Landover, MD 20785

301•925•2992



106.7FM

WJFK™



WJFK IS PROUD TO BE™
THE NEW FLAGSHIP RADIO STATION
OF THE WASHINGTON REDSKINS.

Infinity
Broadcasting
Corporation

