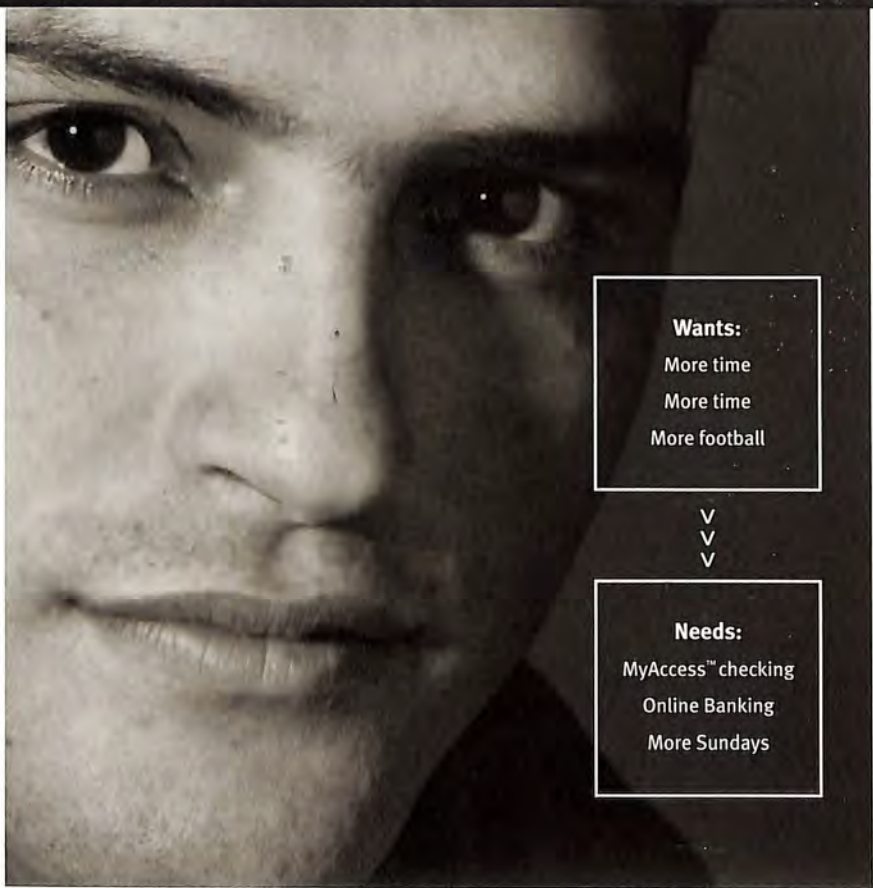


WASHINGTON REDSKINS

2001 MEDIA GUIDE





Wants:

More time
More time
More football




Needs:

MyAccess™ checking
Online Banking
More Sundays

How loudly does your bank say, “you”?



At Bank of America, banking can be as individual as you want. You decide when you like to bank. How you'd like to bank. And where you'd like to bank. Then we'll offer you banking solutions that fit the way you live your life. Solutions like MyAccess checking, which is free with a monthly direct deposit* and puts you in control of your money at over 13,000 Bank of America ATMs nationwide, over the phone or online. You can pair MyAccess checking with Online Banking for even greater convenience and control. It's a fast, easy way to pay your bills, access account information, transfer funds between accounts and download transactions—from anywhere you have Internet access. After all, there's only one you. We think you should bank like you. To find out more, visit www.bankofamerica.com, call 1.800.900.9000 or stop by. Can you really bank your own way? **Why not?**



*For each statement cycle that a direct deposit is not received to the MyAccess account, a monthly maintenance fee of \$5.95 applies and a separate fee of \$5.95 applies for Bill Pay, an optional service of Online Banking. Charges for overdrafts and other account-related services still apply. Speak with a Bank of America associate for full details. Bank of America, N.A. Member FDIC. ©2001 Bank of America Corporation



More publications available at:

www.retroseasons.com/library/

2001 SCHEDULE

PRE-SEASON

Sunday	August 12	@ Kansas City Chiefs	8:30 PM	NBC
Friday	August 17	Atlanta Falcons	8:00 PM	NBC
Friday	August 24	Cleveland Browns	8:00 PM	NBC
Thursday	August 30	@ New England Patriots	8:00 PM	NBC

REGULAR SEASON

Sunday	September 9	@ San Diego Chargers	4:15 PM	FOX
Sunday	September 16	Arizona Cardinals	1:00 PM	FOX
Monday	September 24	@ Green Bay Packers	9:00 PM	ABC
Sunday	September 30	Kansas City Chiefs	1:00 PM	CBS
Sunday	October 7	@ New York Giants	1:00 PM	FOX
Monday	October 15	@ Dallas Cowboys	9:00 PM	ABC
Sunday	October 21	Carolina Panthers	1:00 PM	FOX
Sunday	October 28	New York Giants	8:30 PM	ESPN
Sunday	November 4	Seattle Seahawks	4:15 PM	CBS
Sunday	November 11	<i>Open Date</i>		
Sunday	November 18	@ Denver Broncos	4:15 PM	FOX
Sunday	November 25	@ Philadelphia Eagles	1:00 PM	FOX
Sunday	December 2	Dallas Cowboys	4:15 PM	FOX
Sunday	December 9	@ Arizona Cardinals	4:15 PM	FOX
Sunday	December 16	Philadelphia Eagles	1:00 PM	FOX
Sunday	December 23	Chicago Bears	1:00 PM	FOX
Sunday	December 30	@ New Orleans	8:30 PM	FOX

*Home Games in Bold
All Times Eastern*

POST-SEASON

Sat/Sun	January 5-6	Wild Card Playoffs	ABC / FOX / CBS
Sat/Sun	January 12-13	Divisional Playoffs	FOX / CBS
Sunday	January 20	Championship Games	FOX / CBS
Sunday	January 27	Super Bowl XXXV (@ New Orleans, LA)	FOX
Sunday	February 3	Pro Bowl (@ Honolulu, HI)	6:00 PM ABC

www.redskins.com

Table of Contents

Ownership

Daniel M. Snyder	.6
Ownership Group	.8

Front Office

John Schneider	.14
Bobby Mitchell	.15
Redskins Staff	.34

Coaches & Football Staff

Marty Schottenheimer	.10
Assistant Coaches	.19
Scouting	.27
Trainers	.32
Equipment Managers	.33
Video Department	.33

Players

Veterans	.42
Draftees	.136
Free Agents	.146
Rosters	.154

Statistics

2000 Final Standings	.168
2000 Statistics	.158
Defensive Statistics	.159
Special Teams Statistics	.124
2000 Season in Review	.160

Redskins Records

Team and Individual	.170
Defensive Records	.180
Opponent Individual	.181
Single Game Records	.183
The Last Time	.184
Won Lost Records	.182
NFL Attendance Record	.183

Redskins History

Yearly Leaders	.186
Year-by-Year Team Statistics	.194
Pro Bowl Redskins	.200
Draft Choices	.202
All-Time Coaches	.209
NFL History	.211
Redskins Memory Lane	.213
Hall of Famers	.222
Honor Roll	.223
All Time Numbers	.232
Overtime Games	.243
Hail to the Redskins	.244
Pre-Season Records	.245
Year-by-Year Results	.248

Sidelines

FedExField	.288
Redskin Park	.292
redskins.com	.294
Washington Redskins Leadership Council	.296
Redskins Radio Network	.298
Redskins Cheerleaders	.300
FedExField Stats Crew	.301
Redskins Grounds Crew	.301
Marching Band	.301

Reference

2001 Redskins Schedule	.1
2001 Pre-Season Schedule	.285
2001 NFL Schedule	.286
NFL Phone Numbers	.284
Media Information	.303

MEDIA GUIDE CREDITS

The Washington Redskins 2001 Media Guide is written and published by the Redskins Public Relations Department, and is provided to assist the media in their coverage of the team.

Composition and layout by David Skibiak – David Skibiak Graphics (Merrifield, Virginia), and Michelle Tessier – Washington Redskins. Editorial assistance provided by Michael Richman, Pat Wixted, Will Norman, Talia Boone, Michael Rutenberg, Julius Lancaster, Chris Cumiskey and Brooks Barton. Photography by Alex Brandon, Heather Hall, Bill Wood and Jason Gould. Cover photos by David Skibiak. Printing by Kathy Coolidge, Chroma Graphics, Inc. (Largo, Maryland).

The Guide may be used for personal or editorial use only. Any commercial use of this information is prohibited without prior written consent of the Washington Redskins. Copyright© 2001 Pro Football Inc. All Rights Reserved.

Index

100-Yard Receiving Games	198
100-Yard Rushing Games	196
300-Yard Rushing Games	197
2000 Final NFL Standings	168
2000 In Review	160
2000 Special Teams Tackles	124
2000 Statistics	158
2001 NFL Schedule	286
2001 Pre-Season Schedule	285
2001 Redskins Schedule	1
All-Time Assistant Coaches	210
All-Time Coaching Records	209
All-Time Draft Choices	202
All-Time Numbers	232
All-Time Results	247
Alphabetical Roster	154
Assistant Coaches	19
Band	301
Birthdays	126
Cheerleaders	300
Defensive Records	180
Draft Choices	202
Draftee Bios	136
Drasner, Fred	8
Equipment Managers	33
FedExField	288
Fight Song	244
First Picks (1936-2001)	209
First Year Free Agent Bios	146
Front Office	14
Future Super Bowls	88
Grounds Crew	301
Hail to the Redskins	244
Hall of Famers	222
History, NFL	211
History, Redskins	213
Honor Roll	223
Important Dates for 2001-02	284
Individual Records	173
Individual Records, Opponent	181
Internet Site	294
Last Time	184
Leadership Council	296
Media Information	303
Mitchell, Bobby	15
NFL History	211
NFL Phone Numbers	284
NFL Realignment 2002	101
NFL 2000 Records	143
NFL Schedule	286
Nicknames	131
Numerical Roster	156
Overtime Games	243
Ownership	5
Players Age Range	91

Playoff Bonuses	141
Pre-Season Results (1961-2001)	245
Pre-Season Schedule	285
Pro Bowl Redskins	200
Pronunciation Guide	155
QB Rating Formula	78
Radio Network	298
Realignment 2002	101
Redskins Cheerleaders	300
Redskins Marching Band	301
Redskin Park	292
redskins.com	294
Redskins Memory Lane	213
Redskins 2000 Records	143
Redskins Staff	34
Redskins Super Bowl MVPs	185
Redskins Top Picks	53
Redzone Defense	68
Road Headquarters	63
Roster, Alphabetical	154
Roster, Numerical	156
Schneider, John	14
Schottenheimer, Marty	10
Scouting Department	27
Single Game Records	183
Snyder, Daniel M	6
Snyder, Gerry	8
Snyder, Michele	8
Statisticians	301
Super Bowl MVPs	185
Super Bowls (2002-2005)	88
Team Pride	179
Team Records	170
Trainers	32
Undrafted Free Agent Bios	148
Veterans Bios	42
Video Department	33
Won-Lost Records	182
Year-by-Year Results (1937-2000)	247
Year-by-Year Stats (1970-2000)	252
Year-by-Year Team Statistics	194
Yearly Leaders	186





1932 - 2001

Ownership



Daniel M. Snyder

Redskins Owner

Since assuming ownership of the Washington Redskins in 1999, becoming the 69-year-old franchise's fourth owner, Daniel Snyder has instilled a renewed sense of energy and purpose to the Redskins, both on the field and in the team's business dealings.

During his first two years as owner, the organization's new marketing and business focus has resulted in the Redskins' rapid rise to become the nation's most valuable sports franchise, as calculated by *Forbes* magazine. In 1999 he was named "Owner of the Year" by *Sport* magazine and now serves on the National Football League's Broadcast Committee. Snyder is also co-owner of Washington's new Arena Football League franchise, which is scheduled to begin play in 2003.



On January 3, 2001, Daniel Snyder started a new chapter in Redskins history when he welcomed Marty Schottenheimer as the team's 22nd Head Coach. The two men share an undeniable commitment to excellence, and a fierce determination to lead the Washington Redskins to a Super Bowl Championship. "Dan Snyder is committed to winning, and so am I," said Schottenheimer upon his arrival in the nation's capital. The Redskins organization and the fans of Washington will settle for nothing less.

Outside of the Redskins, Snyder continues his involvement with numerous business ventures, drawing on his entrepreneurial stewardship of Snyder Communications, Inc., the company he founded in 1985. During his 15 years of leadership, Snyder Communications grew into a global organization of 12,000 employees, 77 offices in 16 countries, and more than \$1 billion in annual revenues. The company's leading role in providing its Fortune 500 client base with targeted marketing solutions led to its acquisition

in 2000 by the French marketing firm Havas for more than \$2.3 billion, at the time the largest such merger in the history of the advertising/marketing industry. Snyder is believed to be the largest individual shareholder of Havas.

Snyder directed the creation of Ventiv Health, Inc., an independent company spun-off from Snyder Communications, and currently serves as Chairman of the Board. He also maintains significant and active roles in a number of young companies that benefit from his marketing and financial acumen.

Involvement in the community has always been a priority for Snyder and his family. He serves on the Board of Directors of Washington's Children's National Medical Center (Children's Hospital), where his financial support enabled construction of the Snyder Family Emergency Medicine and Trauma Center. He is also a member of the Board of Directors of the National Center for Missing and Exploited Children, where he funded construction of the center's Daniel M. Snyder and Family Communications Center. The Center handles the thousands of calls received each week from law enforcement organizations, parents of missing children, runaways seeking help, and people responding to the Center's well-known awareness campaign on behalf of missing children.

Snyder also serves on the Board of Directors of Ted Forstmann's Campaign for America's Children, as well as the Washington Board of Trade, and is a member of Business Executives for National Security.

In January 2000, he founded the Washington Redskins Leadership Council, an innovative \$1 million charitable partnership between the team and prominent Washington-area business leaders including Fred Smith, Chairman, President and CEO of FedEx Corp.; J.W. Marriott, Jr., CEO of Marriott International; John Morton, President, Mid-Atlantic Banking Group, Bank of America; and C.E. Andrews, Managing Partner, Mid-Atlantic Markets, for Arthur Andersen.

The Council uses the significant presence and leverage of the Redskins organization and the resources of its partners to fund and further community projects. After just one year, the Leadership Council is already making a significant impact throughout the region. Its four signature programs, *Redskins Read*, *Fields for Tomorrow*, *Redskins All-Stars* and the *4th & Life High School Football Forum* have reached into communities throughout Maryland, Virginia and the District of Columbia, benefiting local children and their families.

REDSKINS OWNERSHIP HISTORY

Daniel M. Snyder is the fourth majority owner in the history of the Washington Redskins franchise.

George Preston Marshall (1932 - 1969)

Jack Kent Cooke (1974 - 1997)

The Estate of Jack Kent Cooke (1997 - 1999)

Daniel M. Snyder

Ownership Group



Fred Drasner



Gerry Snyder



Michele Snyder

In the early days of Daniel M. Snyder's business career, at Snyder Communications in Bethesda, Maryland, three individuals were among his closest advisors and supporters. Throughout his business career, and extending into his ownership of the Washington Redskins, they remain key advisors.

Long time business partner Fred Drasner and family members Michele Snyder and Gerry Snyder are the key individuals Daniel Snyder turns to before launching a business initiative or making a critical business decision. They are partners, advisors, and confidants, each performing a distinctive role.

Drasner was the first in the business world to recognize the potential of Daniel Snyder when he arranged the initial financing of Snyder Communications. The two have since engaged in several other joint business ventures.

A native of Brooklyn, New York, Drasner is a self-made man with tremendous drive and ambition. In the latter two qualities, as well as in his business vision, he has found a great affinity with the Redskins owner. Drasner also directs several businesses including

Applied Graphics Technologies, Applied Printing Technologies, *U.S. News & World Report*, the *New York Daily News*, and *Fast Company* magazine, with combined revenues of over \$1.3 billion.

Daniel Snyder's sister Michele, a founder of Snyder Communications, shares his ambitious spirit. Her creativity, operational skills and business instincts have played an instrumental role in the success of Team Snyder over the past 15 years.

A calm and steadying influence has been the contribution of Gerry Snyder, father of the Redskins' owner. In fact, from his father, Daniel Snyder has inherited his love of the Redskins. The elder Snyder has been one of the Redskins' most avid fans for over three decades. He frequently attended games at RFK and took Daniel to his first Redskin game in 1971.

A long-time journalist and author with many books to his credit, Gerry Snyder was Editor-in-Chief of Snyder Communications during the early years of Daniel Snyder's phenomenal business career.



Coaches and Staff

Marty Schottenheimer

Head Coach and Director of Football Operations

25th NFL Season/1st Redskins



On January 3, 2001, Redskins Owner Daniel Snyder welcomed Marty Schottenheimer as the franchise's 22nd Head Coach, beginning a new chapter in Redskins history. Schottenheimer, who will also serve as Director of Football Operations, comes to Washington with a distinguished pedigree of football accomplishments, having led his teams to an impressive 150-96 record over 14 seasons in the NFL.

Marty Schottenheimer returns to coaching after a two-year hiatus working as an NFL analyst for ESPN. He will tell anyone who asks that he only had to sit up in the press box for a single game at Arrowhead Stadium, before realizing he wanted to be back on the sidelines, directing an NFL football game. That fierce, competitive drive and desire to win are hallmarks of Schottenheimer's NFL coaching career, and traits he looks to instill in his new team as the Redskins prepare for the 2001 season. With many new names on both his coaching and player roster, Schottenheimer will look to

improve upon the team's 8-8 record last season. His primary goal: to compete for a World Championship, the overriding reason for playing this game, according to the Redskins head coach.

The new coach worked quickly to put his own stamp on the Redskins staff, assembling an experienced corps of instructors that will help build the Redskins into a Super Bowl contender. As he announced his coaching staff, Coach Schottenheimer stressed two qualities each man possessed: they were excellent teachers and they demanded the very best effort of their players, 100% of the time. A number of the new coaches have worked with Schottenheimer before, including offensive coordinator Jimmy Raye (KC 1992-98), defensive coordinator Kurt Schottenheimer (Cleveland 1986-88, KC 1989-98), offensive line coach Joe Pendry (Cleveland 1985-88, KC 1989-92), special teams coach Mike Stock (KC 1995-98) and strength and conditioning coach Dave Redding (Cleveland 1982-88, KC 1989-98). Each found great success working alongside Marty Schottenheimer, and look forward to a successful campaign in 2001 and years to come.

Over his fourteen-year coaching career, Marty Schottenheimer has established the 12th best career winning record among coaches with more than 100 career victories at 150-96-1. He coached twelve straight teams to winning records, leading his teams to the playoffs in eleven of his 14 full seasons as a head coach. He led three of those teams to division titles.

Prior to joining the Redskins, Schottenheimer's most recent coaching position was as Head Coach of the Kansas City Chiefs for ten seasons (1989-98). During his tenure, the Chiefs posted a 101-58-1 regular season record, and the resulting .634 winning percentage was the second highest in the NFL, behind the San Francisco

49ers. In his ten seasons with the Chiefs, Schottenheimer's teams averaged ten wins a season. They advanced to the playoffs seven times, making Kansas City one of the AFC's most dominant teams of the 1990s.

Under his leadership, the Chiefs captured the AFC West crown in 1993, '95 and '97, posting the conference's best record in '95 and '97, when the team was 13-3. In 1990, Schottenheimer directed the Chiefs to an 11-5 record, the club's best mark in 21 years. He also led the team into postseason play for just the second time since 1971 and the first time since 1986. Kansas City continued to build strength in 1993, when the Chiefs enjoyed their finest season since the 1969 World Championship campaign. Schottenheimer led the Chiefs to an 11-5 record and their first division title since 1971. In 1997, his Chiefs finished the regular season with an NFL-best 13-3 record, earning Kansas City its third AFC Western Division title in five years. Schottenheimer's Kansas City teams were consistently among the League's very best in five important areas: winning percentage within the division, winning percentage at home, turnovers, rushing offense and scoring defense.

Before Kansas City, Schottenheimer was the Head Coach of the Cleveland Browns (1985-88). During his four full seasons with Cleveland, Schottenheimer produced four playoff berths, three AFC Central titles, and two AFC championship appearances. In his first year at the helm, he led the team to the AFC Central title. The following season, he earned consensus NFL Coach of the Year honors, after leading his team to a 12-4 regular season record, a second straight division championship and a trip to the AFC Championship game.

Schottenheimer began his coaching career with the Portland Storm of the World Football League in 1974. He opened that season as a player, but a shoulder injury ended his playing career, although he did continue to tutor the team's linebackers. In 1975, he earned his first NFL coaching job with the New York Giants as linebackers coach, brought on board by Bill Arnsparger, now a Redskins defensive assistant. Two seasons

later, he was promoted to defensive coordinator. Schottenheimer joined the Detroit Lions as linebackers coach for the 1978 campaign, where he remained for two seasons before being named defensive coordinator of the Cleveland Browns in 1980. He was named Head Coach of the Browns mid-way through the 1984 season.

Schottenheimer began his professional career on the playing field, selected in the fourth round of the 1965 NFL draft by the Baltimore Colts, and the seventh round of the AFL draft by the Buffalo Bills. He signed with the Bills and played with the team from 1965-68. In his rookie season, Schottenheimer got his first taste of a pro football championship when the Bills won the American Football League Championship in 1965. He joined the Boston Patriots in 1969, playing two seasons before being traded to the Pittsburgh Steelers in 1971. After working out with the Steelers during their 1971 training camp, Schottenheimer was traded to the Colts, and he retired shortly thereafter.

At the University of Pittsburgh, Schottenheimer was an All-American linebacker, and a member of Pitt's All-



Time Team. He played in the 1965 College All-Star Game at Soldier Field in Chicago (Browns beat All-Stars, 24-16). In that game, he played alongside Dick Butkus, Fred Biletnikoff, Roger Staubach, Bob Hayes and Bill Curry.

Schottenheimer's athletic accomplishments formally began at Ft. Cheery High School in McDonald, PA, where he was an honor student and football/basketball standout. He was an All-Western Pennsylvania linebacker on the football squad and the center on the

state championship basketball team. He then began his college career at Pitt, where he earned his degree in English.

Schottenheimer is a licensed pilot and flew with the Navy's Blue Angels in February of 1992 and the Air Force's Thunderbirds in July of 1997.

Born in Canonsburg, PA, Marty and his wife, Pat, have two children: Kristen and Brian, now the quarterbacks coach with the Redskins. The Schottenheimers live in Reston, VA.

SCHOTTENHEIMER'S COACHING CAREER

1974	Portland Storm WLF	Linebackers
1975-1976	New York Giants	Linebackers
1977	New York Giants	Defensive Coordinator
1978-1979	Detroit Lions	Linebackers
1980-84	Cleveland Browns	Defensive Coordinator, Linebackers, Def. Backs
1984-88	Cleveland Browns	Head Coach
1989-98	Kansas City Chiefs	Head Coach

Year	Club	Div. Finish	W	L	T	Pct.
1984	Cleveland Browns%	#Third	4	4	0	.500
1985	Cleveland Browns	#First	8	8	0	.500
1986	Cleveland Browns	#First	12	4	0	.750
1987	Cleveland Browns	#First	10	5	0	.667
1988	Cleveland Browns	*#Second	10	6	0	.625
1989	Kansas City Chiefs	+Second	8	7	1	.531
1990	Kansas City Chiefs	+Second	11	5	0	.688
1991	Kansas City Chiefs	+Second	10	6	0	.625
1992	Kansas City Chiefs	+Second	10	6	0	.625
1993	Kansas City Chiefs	+First	11	5	0	.688
1994	Kansas City Chiefs	+Second	9	7	0	.533
1995	Kansas City Chiefs	+First	13	3	0	.812
1996	Kansas City Chiefs	+Second	9	7	0	.563
1997	Kansas City Chiefs	+First	13	3	0	.812
1998	Kansas City Chiefs	+Third	7	9	0	.563
Browns Totals - 5 years			44	27	0	.620
Chiefs Totals - 10 years			101	58	1	.634
Pro Totals - 15 years			145	85	1	.630

% Replaced Sam Rutigliano, October 22, 1984 with 1-7 record.

Central Division (AFC) +Western Division (AFC)

*Tied for position

PLAYOFF RECORD

Year	Club	W	L	Year	Club	W	L
1985	Cleveland Browns	0	1	1993	Kansas City Chiefs	2	1
1986	Cleveland Browns	1	1	1994	Kansas City Chiefs	0	1
1987	Cleveland Browns	1	1	1995	Kansas City Chiefs	0	1
1988	Cleveland Browns	0	1	1997	Kansas City Chiefs	0	1
1990	Kansas City Chiefs	0	1	Browns Totals - 4 Years	2	4	
1991	Kansas City Chiefs	1	1	Chiefs Totals - 7 Years	3	7	
1992	Kansas City Chiefs	0	1	Pro Totals - 10 Years	5	11	



MOST REGULAR SEASON WINS, ACTIVE COACHES

1. Dan Reeves, Broncos/Giants/Falcons	171
2. Marty Schottenheimer, Browns/Chiefs	145
3. Jim Mora, Saints/Colts	119
4. George Siefert, 49ers/Panthers	113
5. Dennis Green, Vikings	92

PLAYOFF APPEARANCES, ACTIVE COACHES

1. Marty Schottenheimer, Browns/Chiefs	10
2. Dennis Green, Vikings	8
3. Dan Reeves, Broncos/Giants/Falcons	8
4. George Siefert, 49ers/Panthers	7
5. Mike Holmgren, Packers/Seahawks	6

NFL'S WINNINGEST ACTIVE COACHES

(Regular Season - At Least Six Full Seasons)

	W	L	T	Pct.
1. George Siefert, 49ers/Panthers	113	47	0	.706
2. Mike Shanahan, Broncos	71	45	0	.659
3. Dennis Green, Vikings	92	52	0	.638
4. Marty Schottenheimer, Browns/Chiefs	145	85	1	.630
5. Mike Holmgren, Packers/Seahawks	86	58	0	.625

SCHOTTENHEIMER VS. THE NFL

(Includes Playoffs)

	W	L	T		W	L	T
Arizona Cardinals	3	1	0	Minnesota Vikings	3	1	0
Atlanta Falcons	4	0	0	New England Patriots	5	1	0
Baltimore Ravens	0	0	0	New Orleans Saints	2	3	0
Buffalo Bills	7	4	0	New York Giants	2	2	0
Carolina Panthers	1	0	0	New York Jets	2	3	0
Chicago Bears	2	2	0	Oakland Raiders	19	5	0
Cincinnati Bengals	6	5	0	Philadelphia Eagles	3	0	0
Cleveland Browns	2	2	1	Pittsburgh Steelers	9	6	0
Dallas Cowboys	3	3	0	St. Louis Rams	3	1	0
Denver Broncos	8	16	0	San Diego Chargers	15	9	0
Detroit Lions	3	0	0	San Francisco 49ers	2	3	0
Green Bay Packers	4	1	0	Seattle Seahawks	16	8	0
Indianapolis Colts	3	4	0	Tampa Bay Buccaneers	1	0	0
Jacksonville Jaguars	0	2	0	Tennessee Titans	13	7	0
Kansas City Chiefs	2	0	0	Washington Redskins	3	1	0
Miami Dolphins	4	8	0				



John Schneider

**Vice President of Player Personnel
9th NFL Season/1st Redskins**

John Schneider joins the Washington Redskins as Vice President of Player Personnel after being named to the position June 1, 2001 by Head Coach and Director of Football Operations Marty Schottenheimer. Schneider, 30, will be responsible for overseeing all aspects of the player personnel department, including college scouting, the college draft, pro scouting, free agency and the day-to-day player personnel evaluations and operations. He is charged with assembling and managing the full Redskins scouting staff, as well as advising Head Coach Marty Schottenheimer on all personnel matters.

Schneider comes to Washington after spending the 2000 season as the Player Personnel Director for the Seattle Seahawks, where he worked closely with Head Coach and General Manager Mike Holmgren. Previously, he spent three years in Kansas City (1997-99) as the Director of Pro Personnel, where he worked with current Redskins Head Coach Marty Schottenheimer, overseeing the Chiefs'

scouting of all players with pro playing experience, including NFL Europe, the CFL, as well as the NFL. His role also included extensive advance scouting of all Chiefs' opponents as well as assisting in free agent acquisition.

Schneider began his NFL career with the Green Bay Packers (1992-96), spending five years working closely with Executive Vice President and General Manager Ron Wolf. During his tenure in Green Bay as the Assistant Director of Pro Personnel, he played an integral role in the signing of numerous free agents which assisted in the Packers climb to Super Bowl XXXI Champions.

A native of De Pere, WI, Schneider graduated from the University of St. Thomas in St. Paul, MN, with degrees in history and education. As a prep at Abbot Pennings High School, he finished his career as one of the school's all-time leading rushers. John and his wife, Traci, reside in Ashburn, VA.



Pepper Rodgers

**Vice President of Football
Operations
2nd NFL Season/2nd Redskins**

Franklin "Pepper" Rodgers is Vice President of Football Operations, where he works with Owner Daniel M. Snyder and Head Coach Marty Schottenheimer in the oversight of the football organization.

Rodgers brings years of college and professional experience to the position. In 22 years of college coaching, Rodgers earned more than 100 victories, amassing a 65-25-5 record as an assistant coach at Air

Force, University of Florida and UCLA, and compiling a 70-60-3 record as head coach at University of Kansas, UCLA, and Georgia Tech. He also spent time coaching the Memphis teams of the USFL and the CFL.

Rodgers got his start in football as quarterback and placekicker for undefeated Georgia Tech and was named MVP of the 1954 Sugar Bowl. Pepper and his wife, Livingston, reside in Alexandria, VA.

Bobby Mitchell

Assistant General Manager

33rd NFL Season/33rd Redskins

A 1983 inductee into the Pro Football Hall of Fame, Bobby Mitchell joined the Redskins' personnel staff in 1969 following his retirement as a player, at the encouragement of Vince Lombardi. He has risen through the organization's ranks, promoted to Director of Pro Scouting, then to Assistant to the President in 1978. In 1981, he was named Assistant General Manager, a position he has held to this day. With his playing and front office experience combined, Bobby has spent 43 years in the NFL, 39 with the Redskins.

Mitchell began his NFL career as an eighth round draft selection of the Cleveland Browns in 1958. After four seasons in Cleveland, he was traded to Washington in 1962, along with Leroy Jackson, for Ernie Davis (Washington's number one draft choice in 1962).

As a Brown and a Redskin, Mitchell gained 2,735 yards rushing on 513 attempts (5.3 avg.); 521 receptions for 7,953 yards (15.3 avg.), 69 punt returns for 699 yards (10.2 avg.), 102 kickoff returns for 2,690 yards (26.4 avg.). When he retired, his 14,078 total yards stood third in NFL history and his 92 touchdowns stood fifth all-time. He played in four Pro Bowls (one with Cleveland and three with Washington) over his 11-year playing career.

Mitchell's collegiate career was also one for



the record books. A 1958 graduate of Illinois, he excelled at track and football. Bobby set a world record for the 70-yard low hurdles, and was also named an All-Big Ten halfback. He completed his college playing career as a co-recipient of the 1958 College All-Star Game MVP Trophy.

In addition to his 1983 induction to the Pro Football Hall of Fame, he has also been inducted into the District of

Columbia Hall of Fame, the Arkansas Hall of Fame, the Hot Springs (Arkansas) School District Hall of Fame, the Touchdown Club Hall of Fame and the Robert F. Kennedy Memorial Stadium Hall of Stars. A glance through the list of "Who's Who Among Black Americans" would also reveal the name "Bobby Mitchell", as would any list recounting some of the NFL's greatest players.

Over and above his distinguished playing career, Bobby has established an equally distinguished reputation for himself in the Washington, D.C. community through his dedication and service. He has been affiliated with and chaired a host of causes, some of which include: The Boys and Girls Club of Washington; The Urban League; the NAACP; the Police Boys and Girls Clubs of Washington, D.C.; the Bike Federation and Advisory of the Variety Club of Greater Washington; the United Negro College Fund Radio Drive; the Howard University Cancer Research Advisory

Committee; the American Lung Association; the Washington Board of Trade; the Friendship House; the Metropolitan Washington, D.C. Area Leadership Council; the Southern Financial Bank of Virginia Advisory Board; Joe Gibbs Youth Homes Board of Trustees; Plymouth Congregation Church Board of Trustees, Washington, D.C.; and the White House Task Force on Drugs. He has served as President of the Doug Williams Foundation and is also a past President of the NAMD (National Association of Marketing Developers).

The NFL Alumni Association honored Mitchell in 1998, presenting him with the Order of the Leather Helmet. The award is presented to individuals who have made significant contributions to the game of professional football. Mitchell also sits on the NFL Alumni Executive Committee and serves on the Advisory Board of the United Negro College Fund. His Bobby Mitchell Hall of Fame Golf Classic has raised more than \$2 million for leukemia research. In

2000, he was honored for his unparalleled commitment to youth in the D.C. community with the dedication of Bobby Mitchell Field, a state-of-the-art football field in the heart of Anacostia's Congress Heights neighborhood in Washington, D.C.

The University of Illinois alumnus serves his alma mater as well. Mitchell is a member of the University's President's Council and is on the Board of Directors of the University of Illinois Foundation. He has received the University of Illinois Foundation National Network Outstanding Leadership Award, and is a member of the Advisory Board of the University Library.

A native of Hot Springs, AR, he is a 1954 Langston High School graduate. Bobby and his wife, Gwen, a Washington, D.C., lawyer, have two children: Terri, a graduate of Illinois and Howard University Graduate School of Education, and Robert C. Jr., who completed Stanford University and Georgetown Law School. The Mitchells live in Washington, D.C. and Manassas, VA.



Mark Levin

**Contract Negotiator/
Salary Cap**

2nd NFL Season/2nd Redskins

Mark Levin begins his second season with the Washington Redskins, responsible for negotiating all player contracts, as well as overseeing and applying the NFL's complex salary cap.

The Redskins had another active off-season in 2001, signing numerous free agents and draft selections. To create cap room for these maneuvers, Levin managed the contract restructuring of certain veteran players, keeping Washington in compliance with the NFL's rigid cap constraints.

Levin brings invaluable experience to the Redskins organization, having worked on both sides of player contracts throughout his career. Levin joined the Redskins before the 2000 season, after fourteen years with the National Football League

Players' Association (NFLPA). As the Association's assistant director of research for the last eight years, he was responsible for the tracking and oversight of salary cap moves and player contracts for all NFL teams. Levin worked closely with agents and players consulting on contract terms, including fair market value and incentive packages.

He began his career with the NFLPA as an intern while still in college, working in various departments throughout the organization including public relations, legal and research.

A native of Olney, Maryland, Levin earned his bachelor's degree in communications from Temple University in 1986. He and his wife, Jaime, live in Fairfax, VA.

Dustin Nelson

**Salary Cap/Contracts Assistant
2nd NFL Season/2nd Redskins**



Dustin Nelson returns for his second season with the Redskins in a new position, working closely with Mark Levin on salary cap and player contract issues. He spent the 2000 season as a personnel assistant in the Redskins scouting department, after getting his NFL start here in Washington as an intern.

Nelson is a graduate of California Polytechnic State University in San Luis Obispo, and holds a degree in business administration with an emphasis in sports management. Dustin lives in Arlington, VA.

John "JJ" Jefferson

**Director of Player Development
2nd NFL Season/2nd Redskins**



John "JJ" Jefferson begins his second year at the helm of the Redskins player development efforts. In his role, Jefferson's responsibilities include the integration of players into professional football, encouraging their educational development, and acting as a counselor to both rookies and veterans as needed throughout the season. During the off-season, JJ coordinates an internship program that assists players in locating and securing occupational opportunities that help them earn practical job experience that may lead to a second career when it comes time to leave the playing field. He also works closely with players in family assistance and financial programs. JJ contributes on the field as well, where he assists during practice and on the sidelines during games.

Jefferson joined the Redskins in March 2000. Previously, he spent five years as the Director of Student-Athlete Life at the University of Kansas.

A member of the famed "Air Coryell" offense that

revolutionized San Diego's passing game, Jefferson played wide receiver for the Chargers in the late 1970s and early 1980s. Known for his acrobatic catches, JJ was selected to the Pro Bowl four times, and won a Pro Bowl Co-MVP selection in 1983. Jefferson, along with his 1980 San Diego Chargers teammates Dan Fouts, Charlie Joiner, and Kellen Winslow, was voted the best passing unit in NFL history. JJ began his NFL career as the first-round draft choice of the Chargers in 1978. He also played with the Green Bay Packers (1981-84) and the Cleveland Browns (1985).

Jefferson is a graduate of Arizona State University with a bachelor of arts degree in History. He and his wife, DeWanda, have two children: Tiffany and John, II.

Russ Ball

**Director of Football Administration
13th NFL Season/1st Redskins**



Russ Ball enters his first season with the Washington Redskins, as Director of Football Administration. Ball will be responsible for assisting Head Coach Marty Schottenheimer in various aspects of the team's day-to-day football operations and administrative duties.

Ball joined the Redskins in February 2001 after two seasons with the Minnesota Vikings as Senior Football Administrator, where he was responsible for assisting with player contracts and salary cap issues. Previously, he spent ten seasons with Kansas City, eight as the Chiefs' assistant strength and conditioning coach and the final two years assisting then Head Coach Marty Schottenheimer with football operations.

Prior to joining the Chiefs, Ball served as head strength and conditioning coach at the University of Missouri from 1982-88. He was a four-year letterman as a center at Central Missouri State University, where he received all-conference honors as a senior in 1980.

Ball earned a masters degree in human performance from the University of Missouri in 1990, after receiving a BA degree from Central Missouri State in 1981. Russ and his wife, Diana, reside in Sterling, Virginia with their children, Joe and Andrea.

John Wuehrmann

**Manager of Team Operations and
Development
20th NFL Season/1st Redskins**



John Wuehrmann joins the Redskins from the Kansas City Chiefs, where he served for the past five seasons as the Director of Video Operations. In his new position, he is responsible for coordinating Redskins training camp at Dickinson College in Carlisle, Pennsylvania, as well as managing all scheduling and team travel arrangements throughout the season. Wuehrmann works closely with Head Coach Marty Schottenheimer and Russ Ball, managing daily aspects of football operations and other administrative duties.

Previously, he worked with the Cleveland Browns (1985-95) and the Chicago Bears (1982-84). Wuehrmann began his career while a student at the University of Wyoming, where he began working with the school's football program and sports information office full-time in 1978.

John and his wife, Maria, live in Ashburn, VA with their children, Samantha and William.



Bill Arnsparger

Defensive Assistant
26th NFL Season/2nd Redskins

Coaching: Bill Arnsparger, one of the top defensive minds in NFL history, returns for his second tour with

the Washington Redskins. With 26 years of NFL experience and 40 overall, he will assist defensive coordinator Kurt Schottenheimer. Arnsparger came out of retirement early in the 1999 season to serve as a Redskins defensive assistant.

Arnsparger's defensive wizardry has helped propel teams to five Super Bowls and three NFL titles. He first made a name for himself as the architect of Miami's "No Name Defense" in 1972, when the Dolphins finished 17-0 and beat the Redskins, 14-7, in Super Bowl VII. Miami allowed only 150 points in 1973, and Arnsparger received a game ball after the Dolphins beat Minnesota, 24-7, in Super Bowl VIII. He later developed Miami's "Killer Bs" defense in the early 1980s, when the Dolphins reached Super Bowl XVII but lost to the Redskins, 27-17. In all, Arnsparger's defenses were perennially among the league's best during his 12 seasons in Miami (1970-73, 1976-83).

As San Diego's defensive coordinator (1992-94), Arnsparger also made the Chargers defense into one of the league's most intimidating units. In 1992, the defense was ranked No. 2 in the AFC and No. 4 in the

NFL after finishing 19th overall in 1991. The next season, San Diego led the NFL with a plus-15 turnover ratio and finished fifth with 22 interceptions. San Diego was ninth in the NFL in points allowed in 1994, when the Chargers reached Super Bowl XXIX.

In other NFL coaching stops, Arnsparger was a defensive assistant with the Baltimore Colts (1964-69). He was the New York Giants head coach from 1974 until midway through the 1976 season, when he rejoined Don Shula in Miami. In 1975, he hired Marty Schottenheimer to his first NFL coaching position as the Giants linebackers coach. Schottenheimer calls Arnsparger one of his key coaching mentors of all-time.

Starting in 1950, Arnsparger served in college coaching positions at Miami of Ohio, Ohio State, Kentucky and Tulane before joining the Colts in 1964. He left the NFL in 1984 to become head coach at Louisiana State, where he guided the Tigers to an SEC championship, two Sugar Bowl appearances and a Liberty Bowl berth in three seasons (1984-86). He was athletic director at Florida from 1987-1991.

Personal: Arnsparger earned his bachelor's degree in education and master's degree in school administration at Miami of Ohio. He and his wife, Betty Jane, have a son, David, and a daughter, Mary Susan. David is entering his first season as linebackers coach at Wyoming.



Pete Carmichael, Jr.

Offensive Assistant/Quality Control
2nd NFL Season/1st Redskins

Coaching: Pete Carmichael, Jr., joins the Redskins as the offensive assistant for quality control. He will assist

offensive coordinator Jimmy Raye, among others, by evaluating upcoming opponents and coordinating relevant game information.

Carmichael served in a similar position with the Cleveland Browns last season. Previously, he spent five seasons at Louisiana Tech (1995-99) mostly as the quarterbacks coach. During his tenure

there, nearly every school passing record was broken. He began his coaching career in 1994 at the University of New Hampshire as an assistant offensive line coach. The Wildcats won the Yankee Conference championship.

Personal: A Massachusetts native, Carmichael played football and baseball at Midway (MA) High before becoming a four-year letterman in baseball at Boston College. As a senior, he was team captain, MVP and an All-Big East selection. He earned a degree in math in 1994. Carmichael and his wife, Tina, have a son, Pete, and a daughter, Allison.



Hue Jackson

Running Backs

1st NFL Season/1st Redskins

Coaching: After 14 years of coaching in the college ranks, Hue Jackson steps into his first full-time NFL

coaching position in charge of the Redskins running backs. One of his students will be Stephen Davis, who has rushed for 2,723 yards in the past two seasons. Jackson is an advocate of the West Coast offense, which meshes with Marty Schottenheimer's philosophy.

Most recently, Jackson spent four seasons as Southern Cal's offensive coordinator (1997-2000). He also worked with the quarterbacks two seasons and running backs two seasons. On of his colleagues at USC was Schottenheimer's son, Brian Schottenheimer, who coached the Trojans tight ends last season and is now the Redskins quarterbacks coach.

Prior to USC, Jackson led California's high-powered offense as its offensive coordinator, and was quarterbacks coach

in 1996 when the Golden Bears won the Aloha Bowl. He also spent four seasons at Arizona State (1992-95), two at Cal State Fullerton (1990-91) and three at University of the Pacific (1987-89), all in various coaching roles on offense.

Jackson served as running backs, wide receivers and special teams coach of the World League's London Monarchs in 1991. He made a coaching stop in Washington, completing a summer internship with the Redskins in 1995. He held similar internships with the Los Angeles Rams (1990) and Arizona Cardinals (1992).

Playing: Jackson was a standout quarterback at Pacific (1985-86), throwing for 2,544 yards and 19 TDs in his career. He also lettered in basketball in 1986. He began his playing career at Glendale (CA) Community College (1983-84).

Personal: Jackson and his wife, Michelle, have two daughters, Jordyn and Baylee, and live in Ashburn, VA.

Jerry Holmes

Defensive Backs

3rd NFL Season/1st Redskins

Coaching: Jerry Holmes comes to the Redskins as the defensive backs coach, after serving in a similar capacity for two seasons with the Cleveland Browns (1999-2000).

Holmes endorses aggressive, physical football, the style he used during his playing days. He will teach his strategies to a talented corps of Redskins, including Pro Bowl cornerback Champ Bailey, 19-year veteran cornerback Darrell Green and hard-hitting safety Sam Shade, all of whom propelled a defense rated second in the NFL and first in the NFC against the pass in 2000. Holmes will also tutor cornerback Fred Smoot, the Redskins 2001 second-round draft pick.

Prior to his time in Cleveland, Holmes coached at West Virginia for four seasons. In 1996, his Mountaineers defense was rated No. 1 in the nation in total defense and fifth in pass efficiency. He also spent three seasons at Hampton University in Virginia, as linebackers coach and defensive coordinator.

Playing: Holmes played free safety for two seasons at West Virginia (1978-79) after transferring

from Chowan (NC) Junior College. In the NFL, he played for the Jets (1980-83, 1986-87), Detroit (1988-89) and Green Bay. He also played for the USFL's Pittsburgh Maulers (1984) and New Jersey Generals (1985). In Pittsburgh, Holmes played for Head Coach Joe Pendry, who is in his first season as Redskins offensive line coach.

Personal: A native of Hampton, VA, Holmes earned degrees in business administration at Chowan and West Virginia. He is now working toward his MBA. He and his wife, Patrician Ann, have a daughter, Natasha Nicole.



Richard Mann

Wide Receivers
20th NFL Season/1st Redskins

Coaching: Richard Mann enters his first season as the Redskins wide receivers coach after two successful seasons in the same role with the Chiefs. Under Mann last season, the Chiefs gained 4,388 passing yards, the most all-time for the franchise. The Chiefs passing attack also produced 28 touchdowns, seven more than 1999 and 14 more than 1998. All along, Mann tutored such standout receivers as Derrick Alexander and Andre Rison.

Before coming to Kansas City, Mann spent two seasons (1997-98) as the Baltimore Ravens wide receivers coach. He helped Baltimore boast one of the NFL's most potent receiving tandems. In 1997, Derrick Alexander caught 65 balls for 1,009 yards and nine TDs, and teammate Michael Jackson caught 60 balls for 918 yards and four TDs.

Mann also coached the Jets wide receivers for three seasons (1994-96), helping develop two of the top pass catchers in the game today: Keyshawn Johnson and Wayne Chrebet. He also handled Jets tight end



coaching duties.

Before that, Mann spent nine seasons with Cleveland (1985-93), where his head coach for four seasons was Marty Schottenheimer. Mann coached the Browns tight ends, one being Hall of Famer Ozzie

Newsome, in his last four seasons. Mann's other NFL coaching stint was with the Baltimore/Indianapolis Colts (1982-84). With the Colts, Mann worked under Frank Kush, his college head coach at Arizona State. On the college level, Mann coached at Arizona State (1974-79) and Louisville (1980-81). He has spent 32 years in the coaching profession.

Playing: Mann was a three-year starter at flanker and tight end at Arizona State (1966-68).

Personal: A native of Aliquippa, PA, Mann and his wife, Karen, have four children: daughters, Deven and Brittany, and sons, Richard and Mario.



Greg Manusky

Linebackers
1st NFL Season/1st Redskins

Coaching: Greg Manusky starts his full-time coaching career with the team where he began his playing career: the

Washington Redskins.

Manusky will be coaching the Redskins linebackers, part of a defensive unit rated No. 1 in the NFC and No. 4 in the NFL last season. He will work on developing outside linebackers LaVar Arrington and Shawn Barber, among other players.

Manusky's challenge will be to instill the same mentality in the Redskins that he displayed in his 12-year NFL career. A 6-1, 240-pound linebacker, he may not have had the natural athletic talent of some of his peers, but he made up for it by being a hard-nosed workhorse. He played in 113 straight games over more than seven seasons, a streak spanning from his last game in Minnesota in 1993 through his retirement with the Chiefs in 1999.

He played his first three seasons with the Redskins (1988-90), contributing to Joe Gibbs-coached squads that went 7-9 in

1988, 10-6 in 1999 and 10-6 in 1990. The latter team reached the second round of the NFC playoffs. Manusky played his next three seasons in Minnesota (1991-93) and his last six in Kansas City (1994-99). His Chiefs head coach for five seasons was Marty Schottenheimer.

Manusky was known as a special teams coach's dream. He tied or led Kansas City in special teams tackles in all six of his seasons there.

After retiring, Manusky considered coaching and volunteered to assist at Tampa Bay's 2000 training camp. He inquired with Bucs head coach Tony Dungy, his defensive coordinator in Minnesota, and ended up working with the linebackers and special teams units that summer.

Playing: Manusky was a four-year letterman at Colgate University, where he compiled a total of 408 tackles over his four year collegiate career.

Personal: A native of Wilkes-Barre, PA, he graduated with a double major in education and geology from Colgate. He and his wife, Laurie, live in Ashburn, VA with their sons, Colton and Jake, and daughter, Logan.

Kirk Olivadotti

Defensive Assistant/Quality Control
2nd NFL Season/2nd Redskins



Coaching: Kirk Olivadotti enters his second season with the Redskins after three years in college ball. He spent two seasons as the defensive backs coach at Indiana State (1998-99). Before that, he coached wide receivers and tight ends at Maine Maritime (1997). He was the defensive coordinator at St. Joe's (IN) before joining the Redskins.

Playing: Olivadotti was a wide receiver for four years at Purdue.

Personal: Kirk is the son of Tom Olivadotti, the current New York Giants linebackers coach who has also coached in Cleveland, Miami, and Minnesota. Olivadotti and his wife, Keely, live in Ashburn, VA.



Joe Pendry

Offensive Line
17th NFL Season/1st Redskins

the Redskins facing a formidable challenge. He is in charge of reorganizing an offensive line decimated with injuries last season. Center Cory Raymer, and guards Tre Johnson and Keith Sims suffered season-ending injuries, and Johnson and Sims left the team in the offseason. With many new faces, it will be Pendry's job to mold the line into a cohesive unit.

To achieve this, Pendry will apply his creativity on offense. In three prior seasons as Buffalo's offensive coordinator (1998-2000), he made dramatic improvements to the Bills offense. In 1998, Buffalo ranked sixth in the NFL in overall offense (25th in 97), third in rushing offense (14th in 97) and 12th in passing (25th in 97). Buffalo topped 300 yards of offense in 34 of 50 games under Pendry, including ten 400-yard games and one 500-yard game. The Bills offense was No. 6 in the AFC and No. 9 in the NFL last season.

Pendry began his pro coaching career in 1983 as offensive coordinator of the USFL's Philadelphia Stars. He was head coach of the USFL's Pittsburgh Maulers in

1984, where he coached current Redskins defensive backs coach Jerry Holmes. He jumped to the NFL in 1985 and became running backs coach in Cleveland, where Marty Schottenheimer was head coach. He stayed there for five seasons before joining Kansas City's staff as offensive coordinator in 1985, the same year Schottenheimer became the Chiefs head coach. He was with the Chiefs through the 1992 season before moving on to Chicago (1993-94) and Carolina (1995-97).

Pendry began coaching in 1969 at his alma mater, West Virginia. He coached the Mountaineers in different capacities before holding various coaching roles with the offenses at Kansas (1974), West Virginia (1976-77), Pittsburgh (1978-79) and Michigan State (1980-81).

Playing: Pendry played tight end at West Virginia (1966-67) until an injury during his sophomore year ended his career.

Personal: Pendry is a native of Matheny, WV. He and his wife, Sandi, have a son, Joe, and a daughter, Jill, and live in Orchard Park, NY.

Jimmy Raye

Offensive Coordinator
25th NFL Season/1st Redskins

Coaching: When Jimmy Raye accepted the post of Redskins offensive coordinator, he brought with him 24 years of NFL coaching experience. He spent the past nine seasons with the Chiefs, where for seven seasons his head coaching colleague was Marty Schottenheimer. Raye was Kansas City's offensive coordinator for the last three seasons. Under his guidance, the Chiefs gained more than 5,600 yards in 2000, the second-most in team history, and posted 390 points in 1999, the third-highest scoring output in team history and its most prolific season in 32 years.

Raye joined the Chiefs in 1992 as an offensive assistant and tight ends coach. He later spent five seasons working with the running backs. He guided one of the NFL's most proficient rushing attacks and coached future Hall of Fame running back Marcus Allen for five seasons. Raye also honed the skills of three-time Pro Bowl fullback Kimble Anders. Raye stepped up to lead the offense starting in the 1998 season. The Chiefs reached the playoffs in six of Raye's nine seasons there.

This is Raye's fifth stint as an offensive coordinator in the league. He will inherit a Redskins offense rated fifth in the NFC and eleventh in the NFL last season. He held the



same position with New England (1990), Tampa Bay (1985-86) and St. Louis (1983-84, 1991). Under Raye, the Rams ranked second in the NFL in rushing as 1984 as Hall of Famer Eric Dickerson became only the second player to

ever top the 2,000-yard rushing mark with an NFL-record 2,105 rushing yards.

Raye is among the NFL's longest-tenured assistant coaches. He has also held posts with San Francisco (1977), Detroit (1978-79) and Atlanta (1980-82, 1987-89). On the college level, he coached at his alma mater, Michigan State (1971-75), and Wyoming (1976).

Playing: Raye played quarterback for Michigan State (1965-67), leading the Spartans to two Big Ten titles and the 1966 Rose Bowl. He started in the "Battle of the Century" against Notre Dame in 1966 that ended in a 10-10 tie. Converted to defensive back in the NFL, he played for Philadelphia in 1969.

Personal: Raye was born in Fayetteville, NC. He and his wife, Edwena, have two children: Robin and Jimmy, III, a former receiver at San Diego State (1988-90) and now the director of college scouting for the Chargers.



Dave Redding

Strength and Conditioning
18th NFL Season/1st Redskins

Coaching: Wherever Marty Schottenheimer has been as an NFL head coach, Dave Redding has been too. The

2001 Redskins are no exception, as Redding begins his first season in charge of the team's strength and conditioning program. He served in the same capacity with Cleveland (1982-88) and Kansas City (1989-98) while Schottenheimer was the head coach for both teams. The past two years, he worked as the national sports director for Advocare, a Dallas-based nutrition company.

Redding is determined to produce a group of stronger, leaner Redskins. Shortly after being hired in January, he initiated a program based on old-fashioned pumping

and grinding of free weights. His program stresses flexibility, running, plyometrics, speed enhancement and proper nutrition. He redesigned the weight room at Redskin Park with a \$250,000 makeover. It now features 37 tons of weights and dumbbells weighing up to 175 pounds apiece.

Redding took the same track in Kansas City, where his offseason conditioning regiment was one of the most widely attended programs in the NFL. In 1993, his NFL peers honored him with the Emrich/Riecke/Jones Award sponsored by U.S.A. Fitness.

Before becoming the Browns first-ever strength and conditioning coach in 1982, Redding served as strength coach at Missouri (1978-81) and Washington State (1977), where he also coached defensive ends. He began his coaching career in 1976 at his alma mater, Nebraska, as a

graduate assistant under Tom Osborne.

Playing: Redding lettered for three seasons as a defensive end at Nebraska. He played with Walter "Wonderful" Monds, Jr., the father of Redskins 2001 sixth-round

draft selection, Mario Monds.

Personal: Redding earned a B.S. from Nebraska in 1976. He has a daughter, Taylor Reta.

Brian Schottenheimer

Quarterbacks 3rd NFL Season/1st Redskins

Coaching: Brian Schottenheimer begins his first season with the Redskins at the same time he is reunited in coaching with his father, Marty Schottenheimer. The younger Schottenheimer will oversee a Redskins passing attack rated fifth in the NFC and 10th in the NFL in 2000. He will work with veteran quarterback Jeff George, one of the best passers in the game today.

Schottenheimer has five seasons of coaching experience. He coached tight ends last season at Southern Cal. He was the wide receivers coach at Syracuse in 1999 and tutored Quinton Spotwood, who finished fifth on the school's all-time career receptions list. The 7-5 Orangemen beat Kentucky in the Music City Bowl.

Previously, Schottenheimer was an offensive quality control assistant with Kansas City in 1998 when his father was in his last season as Chiefs head coach. He analyzed and self-scouted the team's offense and evaluated video and computer data. In Brian's coaching debut, he was an offensive assistant with St. Louis in 1997, working closely with head coach Dick



Vermeil and such respected offensive assistants as Jerry Rhome, Dick Coury, Jim Hanifan and Mike White.

Playing: Schottenheimer was a backup quarterback for three seasons at

Florida (1994-96) under offensive guru Steve Spurrier. He played in 20 games, completing 25 of 38 passes for 290 yards with two TDs and one rushing score. He played on the Gators 1996 NCAA championship squad. He began his career at Kansas in 1992 before transferring to Florida. A 1992 graduate of Blue Valley High in Kansas, he led the school to a 12-0 record and the Kansas 5A State Championship as a senior.

Personal: Schottenheimer is single and resides in Reston, VA.

Kurt Schottenheimer

Defensive Coordinator 15th NFL Season/1st Redskins



Coaching: With 14 years of NFL coaching experience, most of it on the defensive side, Kurt Schottenheimer begins his first season as the Redskins defensive coordinator. He inherits a defense rated first in the NFC and fourth in

the NFL last season.

Schottenheimer, the younger brother of Marty Schottenheimer, comes to the Redskins from the Kansas City Chiefs, where he coached for 12 seasons (1989-2000), ten

with his brother as the head coach. He was the Chiefs defensive coordinator in 1999 and 2000 and helped return the team's defense to its opportunistic ways. In 1999, Schottenheimer's defense set a franchise record by producing nine defensive TDs, the NFL's best mark, after managing just one in 1998. Kansas City also led the NFL with a plus-21 turnover ratio and ranked second with 45 takeaways, 20 fumble recoveries and 125 points off takeaways. The Chiefs were second in the AFC in interceptions (25).

Schottenheimer joined the Chiefs as the special teams coach in 1989 and served in that role for six seasons (1989-94). He also coached tight ends in 1993 and 1994. He was the team's defensive backs coach in the next four seasons (1995-1998), a span when the Chiefs secondary helped the defense

allow only 16.4 points, equaling the lowest mark in the NFL. Schottenheimer also helped mold defensive backs James Hasty and Dale Carter into perennial Pro Bowl players.

Before joining the Chiefs, Schottenheimer coached special teams in Cleveland (1987-88) when Marty Schottenheimer was in his final two seasons as Browns head coach. On the college level, Kurt Schottenheimer was the linebackers coach at Notre Dame (1986) under Lou Holtz and held the same position at Louisiana State (1984-85) under current Redskins defensive assistant Bill Arnsparger. He also assisted on defense for one season at Tulane (1983) and five seasons at

Michigan State (1978-82). He began his coaching career as defensive coordinator at William Patterson State College in New Jersey (1974-75).

Playing: Schottenheimer was a JUCO All-America quarterback at Coffeyville (KS) Junior College, where he led the nation in passing as a sophomore. He transferred to the University of Miami, where he earned his degree in 1971, and started at defensive back for two seasons.

Personal: A native of McDonald, PA, Schottenheimer and his wife, Colleen, have two daughters, Steele and Sloane.

Matt Schiotz

Assistant Strength and Conditioning
3rd NFL Season/1st Redskins



Coaching: Matt Schiotz begins his first season as the Redskins assistant strength and conditioning coach. He will work closely with head strength and conditioning coach Dave Redding.

Schiotz served as Southern Cal's head strength and conditioning coach for three seasons (1998-2000). He spent the first half of 1995 and all of 1997 as an assistant strength and conditioning coach with Kansas City when Marty Schottenheimer was the head coach. He was a graduate assistant at Kansas in the last half of 1995 and all of 1996. He was a student intern

strength and conditioning coach with the Chiefs in 1994.

Personal: Schiotz earned a B.S. in exercise science from Wisconsin-La Crosse in 1994 and M.S. in exercise physiology and nutrition from Kansas in 1997. He was certified as a strength and conditioning specialist by the National Strength and Conditioning Association in 1993. Matt is single and lives in Reston, VA.



Tony Sparano

Tight Ends
3rd NFL Season/1st Redskins

Coaching: After serving as the Cleveland Browns offensive quality control coach in 1999 and offensive line coach in 2000,

Tony Sparano joins the Redskins staff as tight ends coach. He will oversee such players as Pro Bowl tight end Stephen Alexander.

Sparano came to the Browns after serving as head coach at the University of New Haven (CT) for five seasons (1994-98). There, his Chargers averaged 32.2 points per game and earned two trips to the NCAA Division II playoffs, finishing second in 1997. Sparano was named both the New York Metropolitan Football Writers Division II Coach of the Year and the New England

Football Writers Division II/III Coach of the Year after the 1995 and 1997 seasons.

Sparano began his coaching career at New Haven in 1984. He spent four seasons there as offensive line coach and recruiting coordinator. He became offensive line coach, strength and conditioning coach, recruiting coordinator and academic coordinator at Boston University in 1988. He spent six seasons there and was offensive coordinator from 1989-93, helping lift the Terriers to an 11-0 mark in 1993.

Playing: Sparano was a four-year letterman and starting center for New Haven.

Personal: A West Haven, CT native, he and his wife, Jeanette, have two sons, Tony and Andrew, and a daughter, Ryan Lehigh. He earned a B.S. degree in criminal law from New Haven in 1982.

Mike Stock

Special Teams

12th NFL Season/1st Redskins

Coaching: Mike Stock embarks on his 39th season in the coaching profession. He previously served six seasons as Kansas City's special teams coach (1995-2000), where his units consistently ranked among the league's finest, particularly in the return phase of the game.

Under Stock's guidance, the Chiefs posted eight TDs in the return game, four on both punts and kickoffs. Kansas City amassed 706 punt return yards in 1999, snapping its all-time mark of 612 set in 1979. The Chiefs tied the franchise record with 58 punt returns in 1999 and returned two punts for scores for the fifth time in team history. In 1997, Stock was voted Special Teams Coach of the Year by his peers, the special teams coaches of the NFL.

Stock also coached with the Cincinnati Bengals (1987-91) and the USFL's New Jersey Generals (1983). In 26 years of college coaching, he helped mold some excellent talent to enter the NFL ranks. In coaching stints at Notre Dame (1969-74, 1983-86), he worked with Heisman Trophy winner Tim Brown, All-American tight end Dave Casper, former New York Giants Pro Bowl tight end Mark Bavaro,



and 1,000-yard running back Anthony Johnson of the Carolina Panthers. At Ohio State, where Stock coached from 1992-94, he groomed a talented trio of future NFL receivers: Joey Galloway, Terry Glenn and Chris Sanders.

Stock was head coach at Eastern Michigan from 1978-82. He was the offensive coordinator at Wisconsin (1975-77) after completing stints at Notre Dame (1969-74), Navy (1968) and the University of Buffalo (1966-67).

Playing: Stock played fullback under legendary coach Ara Parseghian at Northwestern. He led the Wildcats in rushing in 1959 and 1960. A knee injury halted his pro playing career with the CFL's Saskatchewan Roughriders. He also coached at Akron (OH) South High in 1965.

Personal: Stock spent three years in the U.S. Army. He earned a B.S. degree from Northwestern in 1961. A native of Barberton, OH, he and his wife, Peggy, have three children: Michael, Patrick and Cynthia. The Stocks live in Leesburg, VA.



Mike Trgovac

Defensive Line

8th NFL Season/2nd Redskins

Coaching: Mike Trgovac (pronounced: TER guh vack) enters his eighth season in the NFL and his second with the Redskins.

Last season, he helped preside over a Redskins defense rated fourth in the NFL and first in the NFC. Along the defensive line, he coached ends Marco Coleman and Bruce Smith, who combined for 22.0 sacks. Coleman was voted to his first Pro Bowl.

Trgovac joined the Redskins staff in Jan. 2000, after serving as the Green Bay Packers defensive line coach in 1999. Before that, he spent four seasons (1995-98) as the Eagles defensive line coach. Trgovac's Eagles line finished third in the NFL in sack percentage and first overall against the pass in 1998. His 1995 line totaled an NFL-best 42.5 sacks, and William Fuller went to the Pro Bowl. Hollis Thomas and Brandon Whiting received all-rookie honors.

Before joining the Eagles, Trgovac spent 11 years coaching college defensive lines. He

started in 1984 as a graduate assistant at his alma mater, Michigan. After two years in Ann Arbor, Trgovac coached at Ball State (1986-88), Navy (1989), Colorado State (1990-91) and Notre Dame (1994), where he was an assistant to head coach Lou Holtz for two years. Three of his Fighting Irish players graduated to become impact players in the NFL: Bryant Young (49ers), Junior Bryant (49ers) and Jim Flanigan (Bears).

Playing: As a player under Bo Schembechler at Michigan (1977-80), Trgovac started three years at middle guard and was a Second-Team All-American as a senior. He earned All-Big Ten honors twice, and enjoyed three trips to the Rose Bowl. An All-State football player at Fitch High in Austintown, OH, he was named Defensive Lineman of the Year in 1976 and won the state heavyweight championship in wrestling.

Personal: Trgovac is a native of Youngstown, OH. He and his wife, Angela, have two children: daughter, Jordan, and son, Michael, and reside in Ashburn, VA.

Pro Scouting

Tag Ribary

Director of Pro Personnel
12th NFL Season/1st Redskins



Tag Ribary joined the Redskins scouting staff in 2001 after eleven seasons with the Seattle Seahawks. In his new role with the Redskins, Ribary will be responsible for managing the pro personnel department as well as the evaluations of all professional leagues, including NFL Europe, the CFL, Arena football, and all NFL teams. He will focus on free agent acquisition and will monitor the rosters of all 32 NFL teams, as well as serving as one of the Redskins' advance scouts. Ribary began his NFL career as a training camp assistant, then established himself in the Seahawks scouting department where he spent the past five seasons as the Assistant Director of Pro Personnel. He holds a degree in communications from Washington State University. Tag and his wife, Eve, live in Ashburn, VA.

Lloyd Richards

Assistant Director of Pro Personnel
4th NFL Season/1st Redskins



Lloyd Richards joined the Washington Redskins personnel staff in 2001 and will assist in the scouting of all professional football leagues. Richards will be responsible for coordinating all pro personnel workouts. Before coming to Washington, Richards spent the last three seasons as part of the Tampa Bay Buccaneers' scouting staff, serving as the west coast area scout in 2000, and as pro personnel assistant in 1998 and in 1999 when Tampa Bay won the NFC Central Championship. Prior to joining the NFL, Lloyd spent two seasons (1996-97) as a recruiting and operations grad student at the University of Illinois, where he also played collegiate football. He holds a bachelor of arts degree in communications from Illinois, and is working toward a masters degree in organizational communications. Lloyd and his wife, Maria, reside in Ashburn, VA with their daughter, Jasmin.

Dennis Murphy

Pro Personnel Assistant
8th NFL Season/1st Redskins



Dennis Murphy joined the Redskins in 2001 after four seasons with the Detroit Lions (1997-2000). He will assist Director of Pro Personnel Tag Ribary and other members of the scouting staff. Previously, he worked with San Diego (1994-96) as an assistant for the Chargers' defense and special teams. Prior to his NFL career, Murphy spent two seasons at the United State Naval Academy (1992-93), where he was defensive coordinator in 1993. A native of South Bend, IN, Murphy earned three letters as a defensive lineman/tight end at Notre Dame. He was commissioned as a Navy Flight Officer and, during service in Vietnam, earned the

Vietnam Service Medal with three stars, the National Defense Medal and the Republic of Vietnam Campaign Medal. Following his military service, Murphy returned to Notre Dame where he spent six years as a coach with the Fighting Irish (1969-74). He has also coached at Colgate (1975), Holy Cross (1976-77), Michigan (1978-81), and Maryland (1982-91). Murphy's family includes three daughters, Michelle, Kristen and Lisa, and son, Kevin.

Louis Riddick

Pro Personnel Assistant
1st NFL Season/1st Redskins



Louis Riddick joined the Redskins in July 2001. He comes to Washington after spending the 2001 season with the Orlando Rage of the XFL, recording 21 tackles and one interception. Riddick enjoyed a seven-year career in the NFL as a safety, amassing 172 tackles and 2 sacks. He played 15 games for the Oakland Raiders in 1998, posting 49 tackles and one fumble recovery. Louis began his career with Atlanta (1992, 1996) and also played in Cleveland (1993-95). He was a four-year letter winner at Pittsburgh, earning All-Big East honors as a senior. He graduated in 1991 with a degree in economics, and was born in Quakertown, PA. Louis lives in Houston with his wife, Debbie, and daughters, Lauren and Lindsay.

Karianne Hawkins

Executive Assistant to the VP of Player Personnel
6th NFL Season/3rd Redskins



Karianne Hawkins enters her third year with the Redskins player personnel department. She works closely with VP of Player Personnel, John Schneider, assisting with player reports, contracts, and monitoring of the waiver wire. In addition to compiling weekly team scouting reports, Hawkins also works closely with team contract negotiator Mark Levin in compiling and processing player contracts. Before joining the Skins, she spent three years (1997-99) with the Philadelphia Eagles as a player personnel assistant. Hawkins was introduced to the NFL at an early age by her father, Ralph, who has been a coach and scout in the League (Seattle, New York Jets and Giants, Buffalo, Indianapolis and Washington) for over 30 years. Karianne resides in Ashburn, VA.

College Scouting

Scott Campbell

Director of College Scouting
14 NFL Season/1st Redskins



Scott Campbell joined the Redskins personnel department after spending the 2000 season in Chicago as the Bears' Director of Pro Scouting. He arrived in Washington in June 2001 and will oversee all aspects of Washington's college scouting program.

Campbell brings 14 years of the NFL experience to the Redskins. Prior to his tenure with Chicago, he spent three seasons in Kansas City, serving as the Southeast Area Scout where he also worked with Redskins Head Coach Marty Schottenheimer and Vice President of Player Personnel John Schneider. Campbell began his NFL career with the Atlanta Falcons in 1987 as an assistant to his father, Head Coach Marion Campbell, then returned in 1990 for a seven-season run as an area scout. Scott earned his degree from Georgia in 1984, where he was a member of three SEC Championship squads including the 1980 National Championship team. He spent two seasons as a graduate assistant at Auburn from 1985-86. Campbell and his wife, Cindy, have two daughters, Courtney and Caroline, and live in Ashburn, VA.

Trent Baalke

National College Scout

4th NFL Season/1st Redskins



Trent Baalke joined the Redskins scouting staff in 2001 as the team's national scout, traveling throughout the country in search of rising talent. He spent the last three seasons (1998-2000) as a talent scout with the New York Jets. Previously, he spent two years as the athletic director at Stanley High School in Fargo, ND. He spent six seasons (1990-1995) as the defensive line/strength and conditioning coach at South Dakota State. In 1989, he was a graduate assistant and defensive line coach at North Dakota State, where the squad finished the season 14-0 and was crowned Division II National Champions. A double major at Bemidji State (MN), Baalke received his bachelor of arts degree in health and physical education. He earned his masters degree in secondary education and sports administration while coaching at North Dakota State. At Bemidji, he played strong safety and was two-time All-Northern Sun Conference and two-time All-Mid West Region honoree. Trent and his wife, Beth, have two daughters: Katlynn and Cassie.

Trent Kirchner

College Scouting Coordinator

1st NFL Season/1st Redskins



Trent joined the Redskins in June of 2001 in his first full-time NFL position. He will work closely with John Schneider and Scott Campbell in helping maintain and coordinate college scouting matters. Kirchner wet his feet in the NFL volunteering with the Kansas City Chiefs in spring 2000 at the NFL's College Scouting Combine in Indianapolis. From there, he joined the Seattle Seahawks, splitting his time between the public relations and college scouting departments, where he worked under the Skins' new Vice President of Player Personnel, John Schneider. In 1999, he interned for the MLB's Minnesota Twins. Kirchner holds a degree in business management from St. John's University (MN), where he also played quarterback for two years. Trent lives in Ashburn, VA.

Ron Nay

Area Scout - Southeast

30th NFL Season/5th Redskins

Serving his fifth season in Washington, Ron Nay will provide valuable experience to the Redskins scouting staff, with an amazing 30 years of NFL scouting service. Prior to his tenure with the Skins, he was a college scout with the Philadelphia Eagles in 1995, and spent seven seasons (1988-1994) with the New York Jets. Before his time with the Jets, Nay was the San Diego Chargers' Director of Scouting (1985-1986), having served in their scouting department from 1978-1984. He began his NFL career with Quadra Scouting Combine from 1972-77. Nay played professional baseball in the St. Louis Cardinals farm system, and held down a training camp roster spot as a defensive back with the Dallas Cowboys in 1962. Nay and his wife, Bonnie, have three children: Lisa, Ty and Michael, and reside in Leesburg, VA.



Bobby Burns

Area Scout - Northeast/BLESTO

11th NFL Season/1st Redskins

Bobby Burns starts his career with the Redskins as a Northeast Area Scout/BLESTO. He spent the past three seasons (1998-2000) with the Cleveland Browns in the same capacity. Prior to his time in Cleveland, he ran his own advertising business from 1983-1995. He has compiled an extensive collegiate coaching resume, with stops at Holy Cross (1967-68), Colgate (1968-72), University of Cincinnati (1973), Boston University (1973-76) and Boston College (1979-1983). He also spent time with the New England Patriots (1976-79). Burns earned his degree from California University of Pennsylvania in 1960, and obtained a masters degree from Michigan State University in 1966. Bobby has three children: Jill, Jacqueline and Stephen. He resides in Fultonville, N.Y.



Hessley Hempstead

Area Scout - Midlands

2nd NFL Season/1st Redskins

Hessley Hempstead joins the Redskins after serving one season (2000) as the Detroit Lions Area Scout-BLESTO. He made his NFL scouting debut in 1999 working as an intern in the Lions' personnel department. Hempstead was the Lions' 7th round draft choice out of Kansas University in 1995. He played in 31 games on the offensive line for Detroit from 1995-97. He spent the 1998 season on injured reserve due to an off-season knee injury. Hessley and his wife, Tonya, reside in Chesterfield with their daughter, Hayley. They are expecting their second baby in December 2001.



Jim Nagy

Area Scout - West Coast

1st NFL Season/1st Redskins

Jim Nagy joins the Redskins for his first season as an NFL Area Scout. In his new position, he will scout talent on the West Coast.

Nagy spent the last three years (1998-2001) as the Director of NFL Scouting for War Room Scouting, Inc. He also worked with SFX Sports Group as a Recruiting Coordinator and Draft Consultant from 1997-2000. Nagy began his professional career as an intern with the Green Bay Packers during the 1996-97 season. In addition, Nagy has experience writing a weekly NFL column for *The Sporting News* (2000-01) and served as an on-set consultant for "NFL Today" on CBS (1998-2000). Jim holds a business degree from the University of Michigan, and resides in Phoenix, AZ.



Reggie Cobb

Area Scout - Southwest

1st NFL Season/1st Redskins

Reggie Cobb joined the Redskins in July 2001, after a seven-year career in the NFL as a running back. Most recently, Cobb played with the New York Jets (1996-1997), after one-year stints in Jacksonville (1995) and Green Bay (1994). He began his NFL career with the Tampa Bay Buccaneers (1990-1993), where he enjoyed his best season in 1992 with 1,171 rushing yards and nine touchdowns. Cobb ended his pro career with a total of 3,834 yards and 26 touchdowns. He played in the college ranks at Tennessee, finishing his career ranked third on the program's career rushing chart with 2,360 yards and 26 touchdowns. He also lettered in track, and graduated in 1990 with a degree in sociology. Cobb lives in Sugarland, TX, with his wife Stephanie, and his son, DeMarcus.



Schemy Schembechler

Area Scout - Midwest

2nd NFL Season/1st Redskins

Shemy Schembechler joined the Redskins in June 2001, after spending one-year with Chicago as their Midwest Blesto Scout (1997-98). He got his start in the NFL as player personnel intern for the Kansas City Chiefs in 1996. He comes from a football family – his father is the legendary Michigan coach Bo Schembechler.

Schembechler began his professional career as a graduate assistant coach at Michigan in 1994. He graduated from Miami of Ohio, and resides in Columbus, OH.



Mike Szabo

Player Personnel Assistant

2nd NFL Season/2nd Redskins

Mike Szabo begins his second season with the Skins, assisting with day-to-day department operations. Previously, Szabo held internships with the Philadelphia Eagles (1996) and the Jacksonville Jaguars (1997). Szabo was a four-year starter at Ohio Wesleyan in lacrosse, winning North/South All-Star and All-League honors. His father, Steve, is Linebackers Coach for the Jacksonville Jaguars. Mike lives in Arlington, VA.



Training Staff

Lamar "Bubba" Tyer

Head Trainer

31st NFL Season/31st Redskins

The senior staffer in the Washington Redskins organization, Bubba Tyer enters his 31st season with the Skins and his 25th as the team's head trainer. One of the most respected trainers in the NFL and in his profession, Tyer has been an integral part of all five Redskins' Super Bowl teams and three Super Bowl Championships. At this year's Super Bowl XXXV festivities in Tampa, Tyer was cited as the NFL's top athletic trainer and honored as Emageon Super Athletic Trainer of the Year.



A graduate of Lamar University in Beaumont, TX, Tyer was head trainer for the United States Marine Corps' varsity sports program at Quantico for four years (1968-71) before joining Redskins Head Coach George Allen's first staff in 1971. Tyer currently sits on the board for the NFL Committee on Drug Abuse and is a former President of the Pro Football Athletic Trainers Society. He and his wife, Cathy, have one daughter, Ashley, a Virginia Tech student, and they reside in Oak Hill, VA.

Ryan Vermillion

Director of Rehabilitation

10th NFL Season/1st Redskins

Now entering his tenth NFL season, Ryan Vermillion joined the Redskins in 2001. Previously, Vermillion spent nine seasons with the Miami Dolphins, where he served as director of rehabilitation and associate athletic trainer since 1991. With the Redskins, he is responsible for the day-to-day rehabilitation needs of the team, as well as programs to maintain the overall health and welfare of Redskins players. A 1987 graduate of the University of Miami, Ryan spent six seasons with his alma mater as a physical therapist (1986-91). He spent three years prior as a volunteer trainer for the Hurricanes.



Vermillion is a native of Washington, D.C., and returns to the area with his wife, Margaret, and their four children: Erin, Riley, Ryan, Jr. and Alice. The Vermillions reside in Leesburg, VA.

Eric Steward

Assistant Athletic Trainer

1st NFL Season/1st Redskins

Eric Steward joins the Washington Redskins for his first NFL season. He assists Bubba Tyer with the preparation, treatment and rehabilitation of the team throughout the year. Steward began his professional career as a student athletic trainer with the Buffalo Bills during the 1996 and 1997 campaigns. He was a graduate assistant athletic trainer with Syracuse University from 1998-2000, and spent last season as an intern with the Pittsburgh Steelers. Steward is a Boston, NY native, and a graduate of Canisius College of Buffalo. He currently resides in Ashburn, VA.



Equipment Managers

Brad Berlin

Equipment Manager

1st NFL Season/1st Redskins



In his first season with the Washington Redskins and the NFL, Brad Berlin oversees all aspects of the equipment and locker rooms at Redskin Park and FedExField. His responsibilities include the purchase and maintenance of all team equipment, as well as outfitting players, coaches and other football staff for both practices and games. Berlin, along with assistant Anders Beutel, is charged with the transport of all team gear for training camp and road contests.

Berlin has nine years of experience on the collegiate level, beginning his career as head equipment manager with Utah State in 1992. He moved on to oversee operations at Colorado State from 1994-1998, then joined Missouri in 1998. He spent last season with Louisville as the assistant athletic director for equipment, before joining the Redskins in 2001. A native of Marshall, MO, he received his bachelor's degree in educational studies and sports management from the University of Missouri in 1989. He continued his studies at Missouri, earning his masters of education and sports management in 1993. Brad and his wife, Kellie Ann, have one daughter, Miranda, and live in Ashburn, VA.

Anders Beutel

Assistant Equipment Manager

5th NFL Season/1st Redskins



Anders Beutel joined the Redskins in 2001, beginning his fifth season in the NFL. His responsibilities include assisting equipment manager Brad Berlin in the distribution and maintenance of equipment and uniforms, as well as assisting the Redskins' coaching staff on the practice field. He comes to Washington from the Tampa Bay Buccaneers, where he was an equipment assistant for four seasons (1997-2000). Beutel began his career with NFL Europe, as the assistant equipment manager for the Frankfurt Galaxy in 1997, and the Amsterdam Admirals during their 1998 and 1999 campaigns. Beutel is originally from River Falls, WS, and now resides in Ashburn, VA.

Video Department

Rob Porteus

Video Director

8th NFL Season/2nd Redskins



Rob Porteus enters his second season with the Washington Redskins as the team's video director. His responsibilities include overseeing the daily operations of the Redskins video department. He conducts the editing of video for all practices and games, and produces "cut-ups" of upcoming opponents. He is also in charge of the purchasing and maintaining of all video and digital equipment.

Prior to coming to Washington, Porteus spent four seasons as the assistant video director with the Baltimore Ravens (1996-99), and two seasons as an intern with the Chicago Bears (1994-95). A Fredonia, WS native, he graduated from the University of Wisconsin of Platteville. He currently resides in Ashburn, VA.

Mike Bracken
Assistant Video Director
3rd NFL Season/2nd Redskins



Mike Bracken begins his second season as assistant video director with the Redskins. He is responsible for the taping and editing of all games and practices, including the editing of game tape for individual coaching use. Bracken came to the Redskins after serving as video coordinator for University of South Carolina basketball for two years (1999-2000). He got his start in the NFL as a video intern with the Philadelphia Eagles (1997-98). Bracken graduated from Lycoming College where he played defensive back and helped his team to two conference titles. A native of Clifton Heights, PA, Bracken lives in Fairfax, VA with his wife, Dawn Marie.

Stephen Pratti
Video Assistant
3rd NFL Season/1st Season



Stephen Pratti joins the Redskins in 2001, assisting Porteus and Bracken with all day-to-day operations of the department. He began his career with the New York Giants during the 1998-99 seasons, and spent last season as the assistant video director for the University of Maryland. He received his bachelor degree in Communications from William Patterson University. A Manaplan, NJ native, he resides in Lanham, MD.

Redskin Park and FedExField Staff



David Alleyne



Greg Anagnostopoulos



Catherine Augustyn



Kurt Bakos

*** Not pictured: David Chappell, Scott Edwards, Roy Hossler, Rhonda Houston, Joeseeph Labue, W.G. Smith, Karl Swanson, Vince Tesone, Jay Zeitlich*



Steve Baldacci



Jill Barry



BJ Blanchard



Keith Boone



Talia Boone



Todd Boyan



Eric Bradle



Michael Brodney



Mark Brooks



Gary Brosius



Ed Burke



Reggie Cain



Daniel Callahan



Regan Campbell



Candace Carr Strauss



Dena Carr



Roy Chappell



Bobby Chavis



Carrie Cleveland



Suzanne Cole



Corinne Cook



Ronald Cooley



Mike Coughlin



Gretchen Cox



Derrick Crawford



John Cucci



Rueben Davis



Thomas Davis



Louise Delage



Michael Dillow



Dave Dolton



Debbie Dortch



Laurie Edeline



Monica Elliott



Andre Esser



Gerald Ferguson



Doug Fletcher



Don Follett



Erik Frey



Jason Friedman



Melissa Gertz



Donald Giebler



Kathleen Goodhart



Scott Goodspeed



Andrew Gordon



Robert Gordon



Jason Gould



Oscar Gresham



Nathan Gwaltney



Alex Hahn



Ronnie Harris



Phillip Hawkins



Jennifer Hein



Richard Hipkins



Nancy Hubacher



Casey Husband



Jennifer Jones



Kristen Kokolus



Lee Kuiters



Eric Kuykenall



Kyle Lallis



Dung Lam



Jennifer Lee



Brad Lenkin



Erik Lindenhall



Mathew LoRusso



Bill Lowry



Laura Luther



Tim Lynch



Paul Macey



Erin Malawer



Scott Mann



Vlady Martinez



Eric Mastromateo



Mike Maxwell



Raleigh McClam



Ronna McKenna



Kevin McLinton



Scott Morehouse



Lynn Nelson



William Norman



Jeffery Ochs



Marie Parenti



Dave Pauken



Shannon Pearce



Virginia Pettit



Lashanda Phoenix



Levert Pickens, III



Draho Polomsky



John Reid



Tracy Rickbeil



Jeffery Ritter



Pepper Rodgers



Tim Rohrbaugh



Michael Rothbard



Genae Russell



Howard Schiffman



John Schweder



Holly Sisk



Amy Smit



Margie Smith



Doug Smoyer



Edward Stepney



Steven Strachko



Greg Stup



Jenny Subjack



Isela Tenorio



Michelle Tessier



Barbara Thompson



Melanie Treanor



Neil Viserto



Cecilia Walcek



Gemmi Weathers



Jill Wedderburn



Donald Wells



Matthew Werden



Gregory Williams



Pat Wixted



Erica Wode



Marty Zug



Veterans

Ethan

Albright

OFFENSIVE LINEMAN

77

8th Season
6'5", 268
North Carolina
Born: May 1, 1971



Career Highlights:

- Went five straight seasons without missing a game for Buffalo.
- Tallied a career-high ten special teams tackles in 2000.
- Recovered fumbles on punt coverage vs. Colts (11/22/98) and vs. GB (9/10/00).

NFL Acquisition: Signed by Miami as an undrafted free agent on April 28, 1994.

How Acquired: Signed as a free agent on March 9, 2001.

2000 Season: One of the NFL's best and most consistent long snappers, Albright served as the Bills LS in all 16 games and made a career-high ten special teams tackles (eight solo), all on punts. His accurate snaps were also key to kicker Steve Christie hitting four game-winning FGs. Albright made a season-high three special teams tackles in the season-opener vs. the Titans. In Week 2 vs. the Packers, he made his second career fumble recovery and returned it 17 yards to set up a Bills TD in their 27-18 win. He was perfect snapping on three FG attempts and one PAT at NE (11/5), helping Christie win Player of the Week honors. He posted two special teams tackles vs. NE (12/17).

Pro Career: 1999: Albright was the long snapper in all 16 games plus a Wild Card playoff at Tennessee (1/8/00). He played in his 50th career game and 60th with the Bills in the home opener vs. NYJ (8/19). He made his only tackle of the season on a punt return vs. Pittsburgh (10/10). 1998: Albright's accurate snaps played a big role in Christie establishing a Bills single-season record for points (140) and FGs (33). Albright also helped Christie extend his streak of consecutive PATs to

108. Albright played in all 16 regular-season games and a Wild Card playoff at Miami. He had six tackles on special teams, all on punts. 1997: Albright showed poise on a pair of pressure-packed FG tries, Christie's game-winner as time expired in a 9-6 win at the Colts (10/20) and Christie's game-tying 55-yarder as regulation time expired at Denver (10/26). Albright played in all 16 games. He hurt his knee in the first quarter vs. NE (11/9) but stayed in the game. He played despite the injury the next week at Miami (11/7) and posted five special teams tackles on punt coverage. 1996: Albright signed with the Bills after Miami waived him during training camp. He served as Buffalo's long-snapper on all kicks. In his first game, he made a clutch snap on Christie's game-winning FG in OT at NYG (9/1). He was also key to Christie setting a team single-game record with six FGs at NYJ (10/20). Albright made eight special teams tackles on punt coverage and saw his first playoff action in a Wild Card game vs. Jacksonville (12/28). 1995: After re-signing with the Dolphins on Feb. 16, Albright made his NFL debut in the season-opener vs. NYJ (9/3). He suffered a season-ending knee injury at NE (11/12). Overall, he made four unassisted tackles on punts. 1994: After signing with Miami as an undrafted free agent, Albright was waived on Aug. 22. He re-signed with Miami and was placed on the practice squad on Aug. 29. He was waived on Sept. 14 and re-joined the practice squad on Sept. 28. He was waived on Nov. 2. In the first week of December, Albright was named to the practice squad in Green Bay, where he finished the season.

College/Personal: Albright was a four-year letterman and two-year starter at North Carolina. He started every game as a junior and senior and was named first-team All-ACC as a senior. He helped the school set single-season records for points, TDs and

total offense. He was also a member of the Academic All-ACC team. He started in the Peach Bowl as a junior in 1992 and redshirted in 1991 after moving from TE to OL. He played in all 11 games as a sophomore and fractured a finger against Georgia Tech. He wore a cast while playing in the final four games. As a true freshman in 1989, he started the last five games and made three catches for 47 yards. He pitched

on the baseball team in 1991 but didn't get a decision in four games. He majored in economics and political science. Albright played baseball, basketball and football at Grimsley High School in Greensboro, NC. While in Buffalo, he visited local elementary schools and served as an instructor at the Bills annual football skills clinic for inner-city youth. He and his wife, Katherine, have a daughter, Mary Grace.

ETHAN ALBRIGHT CAREER RECORD

Games-Starts: 90-0 - 1995 (10-0); 1996 (16-0); 1997 (16-0); 1998 (16-0); 1999 (16-0); 2000 (16-0) Playoffs 3-0: 1996 (1-0); 1998 (1-0); 1999 (1-0)

Special Teams Tackles: 34 - 1995 (4 UT on punts); 1996 (5 UT, 3 AT on punts); 1997 (1 UT, 4 AT on punts); 1998 (1 UT, 5 AT on punts); 1999 (1 AT); 2000 (8 UT, 2 AT on punts)

Stephen
Alexander
TIGHT END

80

4th Season
6'4", 246
Oklahoma
Born: Nov. 7, 1975



Career Highlights:

- Named to the NFC Pro Bowl team in 2000.
- Set career-highs in catches (47) and receiving yards (510) in 2000.
- Started all 16 games at TE and was the only Redskins player with a catch in each contest.
- Tallied season-highs of five catches at Arizona (11/5/00) and 85 yards receiving at Pittsburgh (12/16/00).
- Named a first alternate to the NFC Pro Bowl team in 1999.
- Averaged a career-high 11.2 yards on 29 catches in 1999.
- Caught career-high four TDs as a rookie in 1998.

- Established single-game, career-high of seven catches at Carolina (12/13/98).
- First NFL catch was a TD vs. NYG (9/6/98).

How Acquired: Drafted by Redskins in second round of 1998 (48th overall).

2000 Season: Alexander had his best season yet, setting career-highs in catches (47) and receiving yards (510). He earned his first spot on the NFC Pro Bowl team. He was the Redskins third-leading receiver in both categories and the team's only player to catch a pass in each of the 16 games; he started each one. He averaged 10.9 yards per reception and caught two TDs. His best game was in Week 15 at Dallas, when he caught four passes for a season-high 85 yards. One catch was for a season-long 30 yards, three shy of his career-best mark. He

also had a big game at Arizona in Week 10, catching a season-high five passes, four for first downs, for a total of 53 yards. He caught four passes, all for first downs, vs. Tennessee in Week 9. He also snared four passes vs. Philadelphia in Week 12, including a 19-yard TD from Jeff George. His other TD catch was a 5-yarder from Brad Johnson at Detroit in Week 2, when he caught three third-down passes that gained first-down yardage. He caught three passes in four other games.

Pro Career: 1999: Alexander caught 29 passes for 324 yards (career-high 11.2 avg.) and three TDs, earning a spot as a first alternate to the NFC Pro Bowl team. He started 15 games and put forth his finest effort in the Skins 50-21 rout of the Giants in Week 2. He caught a season- and team-high five passes for 86 yards and two TDs: 1- and 27-yard passes from Brad Johnson. The next week, he caught four passes for 62 yards, including a long of 21, in the Redskins 27-20 victory over the Jets. He caught one pass for 5 yards in Week 4 vs. Carolina and two passes for 18 yards, including a 1-yard TD, the next week at Arizona. He caught three passes for 24 yards in Week 6 at Dallas and three passes for 23 yards in Week 9 at Philadelphia. He was then en route to exceeding his strong rookie-year performance but strained a hip flexor in Week 10 vs. NYG. He saw limited action in that game, as well as in Week 11 vs. Philadelphia. Due to the injury, he was inactive for Week 12 at the Lions, the only regular-season game he didn't start. But he returned to catch two passes in Week 15 and another two for 38 yards in the regular-season finale vs. the Dolphins. He started both playoff games, making one catch for 12 yards vs. Detroit and one catch for 4 yards at TB. **1998:** Alexander proved to be a quality TE as a rookie. He played in 15 games and had 37 catches for 383 yards (10.4 avg.) and four TDs. His first NFL catch was a 1-yard TD against the Giants in Week 1. In Week 3 vs. two-time defending Super Bowl Champion Denver, he had three catches for 52 yards, including a 25-yarder that set up a Redskins TD. With Jamie Asher on IR, Alexander started his first NFL game

in Week 10 vs. the Eagles. He started five of the last six games and established himself as the Redskins TE of the future. Over the final eight weeks, he caught 29 passes for 297 yards (10.2 avg.) and three TDs, helping the Redskins to a 6-2 finish. In just his second start, he had four catches for 72 yards and a season-long catch of 33 vs. Arizona. In Week 14 vs. Carolina, Alexander caught a season- and career-best seven balls for 47 yards, including a 17-yard TD in which he extended his body in mid-air. It proved to be the winning score. Some of his biggest highlights came in Week 15 vs. the Bucs. He had six catches for 62 yards, all in the fourth quarter. They helped key a Redskins come-from-behind victory that included 13 unanswered points. He made a one-handed catch tip-toeing along the end zone sideline with 5:56 left for the winning score.

College/Personal: Alexander led Oklahoma in catches as a senior in 1997 with 29 for 450 yards (15.5 avg.) and one TD. He ended his four-year college career with a 121-yard, 7-catch performance vs. Texas Tech. His 19-yard scoring grab helped lift the Sooners to a 32-21 victory. He was named to the All-Big 12 Second-Team. Alexander finished second on the squad with 22 catches for 438 yards (19.9 avg.) and two TDs. As a sophomore, he earned All-Big Eight First-Team honors, leading the Sooners and the conference TEs in catches with 43 for 580 yards (13.5 avg.) and two TDs. He caught 10 passes for 123 yards and one TD as a true freshman. He majored in management information systems. He was a *Blue Chip Illustrated* and *USA Today* All-America selection at Chickasha (OK) High School, adding Super Prep National Player of the Year honors. He was an All-State and two-time All-District Defensive Player of the Year as a DE. As a senior, he caught 37 passes for 561 yards and nine TDs at TE and made 127 tackles (68 solo) and 10 sacks at DE. He also lettered in basketball, averaging 17 points and 10 rebounds, and in track, winning the state high jump title (6-8) as a junior. He belonged to the National Honor Society, graduating 16th in his class with a 3.75 grade point average. Alexander lives with his wife, Mandy, in Potomac Falls, VA.

STEPHEN ALEXANDER CAREER RECORD

	Rec	Yds	Avg	Lg	TD	G-S
1998	37	383	10.4	33	4	15-5
1999	29	324	11.2	27	3	15-15
2000	47	510	10.9	30	2	16-16
Totals	113	1,217	10.8	33	9	46-36
<i>Also: Special team tackles (8): 1998 (8)</i>						
Playoffs	2	16	8.0	12	0	2-2

Single-Game Highs

Catches: 7 at Car. (12/13/98)
 Yards: 86 at NYG (9/19/99)
 Touchdowns: 2 at NYG (9/19/99)

LaVar

Arrington

LINEBACKER

56

2nd Season

6'3", 246

Penn State

Born: June 20, 1978



Career Highlights:

- Finished fifth on the Redskins in 2000 in total tackles (73) and solos (53), and third in sacks (4.0).
- Made first career NFL start in Week 4 at the NYG (9/24/00).
- Posted first career NFL sack in Week 5 vs. TB (10/1/00); also tallied 10 tackles.
- Registered career-high eleven tackles in Week 9 at the Titans (10/30/00).

How Acquired: Drafted by Washington in 1st Round of 2000 (2nd overall).

2000 Season: After not starting the first three games, Arrington made his first NFL start Week 4 at NYG (9/24). He started eleven of the remaining 13 at strongside LB, and finished fifth on the team in total tackles (73) and solos (53), and third in sacks (4.0 for -7 yards). He also defended five passes. He made his first career sack and posted ten tackles in Week 5 vs. TB (10/1). The next week at the Eagles (10/8), he recorded four tackles and took a lateral from James Thrash on the opening kickoff of the second half and ran 23 yards. He tallied a team- and career-high eleven tackles in Week 9 vs. Tennessee (10/30), including a sack of QB Steve McNair for 3 yards. Arrington didn't start in Week 11 at St. Louis (11/20), when the defense opened in a "dime" formation, but he contributed later, making a career-high 2.0 sacks. The next week vs. the Eagles (11/26), he suffered a concussion while tackling Brian Mitchell on the opening kickoff and didn't return to the game. He made nine tackles (eight solo) the next week vs. the NYG (12/3) and in Week 14 (12/10), he knocked out Cowboys QB Troy Aikman, who suffered

a concussion. Arrington also played special teams all year on the kickoff, kickoff return, punt return and FG blocking units, making a total of seven tackles.

College/Personal: Arrington established himself as one of the most dominating defensive players in college football history. As a senior at Penn State in 1999, he earned the Chuck Bednarik Award as the nation's top defensive player, and the Dick Butkus Award as college football's premier LB. He was also a finalist for the Lombardi Trophy as college football's top lineman and the Bronko Nagurski Award as the nation's best player. An All-Big Ten first-team selection, he played strongside LB and posted career-highs in tackles (72), tackles-for-loss (20 for -98 yards), sacks (9.0), blocked kicks (two) and fumble recoveries (two). He was key to the Nittany Lions 10-3 season and their 24-0 rout of Texas A&M in the Alamo Bowl, when he ended his college career making 14 tackles, including an 8-yard sack, and forcing three INTs. Arrington finished sixth in school history in tackles-for-loss and seventh in sacks. As a junior, he was a First-Team All-American selection by *The Sporting News*, Big Ten Defensive Player of the Year and a semifinalist for the Dick Butkus Award and the *Football News* National Defensive Player of the Year Award. He started the last 10 games at strongside LB, making 65 tackles (49 solo) with 7.0 sacks for -27 yards and 17 stops for -52 yards. He caused two fumbles, recovered another and tied for the team lead in pass deflections (11). He also intercepted two passes, returning one 16 yards for a TD. Arrington saw significant action in every game as a true freshman playing strongside LB. He tallied 26 tackles (20 solo), two sacks for -9 yards, one forced fumble and a pass deflection. At North Hills High School in Pittsburgh, Arrington was

Arrington

one of the greatest prep football players ever to emerge from the western Pennsylvania gridiron. He was the 1996 *Parade* National Player of the-Year as a senior LB and RB. He was also selected Bobby Dodd National Offensive Player of the Year, Gatorade Player of the Year and *USA Today* Pennsylvania Player of the Year. He was the second player in Pennsylvania Class 4-A history to rush for more than 4,000 career yards, with 4,357 on 711 carries (6.1 avg.) and 72 TDs. Arrington attended the Penn State College of Education. His older brother, Michael, played basketball at Slippery Rock. His father, Michael, is an ordained minister and military veteran who

fought in Vietnam, where he severely damaged both legs. Arrington feels a powerful emotional tie to his father and, each time he takes to the field, he runs "for my father." Arrington has a son, Keeno Lamoni Arrington, and lives in Fairfax, VA.

Single-Game Highs

Tackles: 11 vs. Ten (10/30/00)
 Solos: 9 vs. Ten (10/30/00)
 Sacks: 2 at StL (11/20/00)

	LAVAR ARRINGTON				CAREER RECORD			
	Solo	Asst.	Tot.	SpTmTack	Sack-Yds	PD	FF-FR	G-S
2000	53	20	73	7	4	7	0-0	16-11
Totals	53	20	73	7	4	7	0-0	16-11

Champ

Bailey

CORNERBACK

24

3rd Season
 6'0", 188
 Georgia
 Born: June 22, 1978



Career Highlights:

- Started at CB for NFC in Pro Bowl last season.
- Led Redskins in INTs (five) and passes defended (14) in 2000.
- Finished seventh on team in total tackles (66) in 2000.
- Posted career-high eight solo stops vs. Carolina (9/3/00).
- Caught first career pass at Dallas (12/10/00) and made first career rush vs. Arizona (12/24/00), a 7-yard TD.
- Returned first career punt 54 yards vs. Dallas (9/18/00).
- Won The Quarterback Club Redskins Player of the Year Award last season.

- Has started all 32 regular-season games, plus two playoff contests, in two-year career.
- Intercepted three passes at Arizona (10/17/99), becoming the youngest player in NFL history and 15th Redskins player to perform such a feat. He returned one INT 59 yards for a TD.
- Named NFC Defensive Player of the Week after Week 5 in 1999 and NFL Rookie Defensive Player of the Month for October 1999.
- Collected season-high 10 tackles vs. Miami (1/2/00).
- Named a third alternate at CB on NFC Pro Bowl team in 1999.
- Finished second on Redskins in INTs (five).

first in passes defended (17) and fifth in total tackles (83) as a rookie.

How Acquired: Selected in 1st round of 1999 draft (7th overall).

2000 Season: Bailey was voted a starting CB on the NFC Pro Bowl team after becoming one of the league's most feared defensive backs. He helped anchor the NFL's second-rated pass defense. He tallied team-highs in INTs (five) and passes defended (14). He was seventh on the Redskins in tackles with 66 (52 solo), made five solo stops on special teams and recovered one fumble. He was also a weapon on offense, catching three passes for 78 yards (26.0 avg.), including a long of 42, and rushing for one TD. He was named The Quarterback Club Redskins Player of the Year, beating out RB Stephen Davis and DEs Bruce Smith and Marco Coleman. In Week 1 vs. Carolina, he posted a career-high eight solo tackles. The next week at Detroit, he intercepted two passes, one of them a one-handed grab at the Redskins 6-yard line on a ball that went through the receiver's hands. He had another huge game in Week 3 vs. Dallas, recovering his first career fumble and returning his first career punt 54 yards after taking a handoff on a reverse from Deion Sanders. The return set up a 33-yard TD drive capped by Stephen Davis' 7-yard run. He also saw his first action at WR in that game. He started at CB and WR in Week 7 vs. Baltimore and had an incomplete pass thrown his way on the game's first play. In Week 10 at Arizona, he used his exceptional speed to save a TD on a kickoff return, outrunning and tackling MarTay Jenkins. Bailey made a key INT at St. Louis in Week 11. He caught a Trent Green pass 9 yards deep in the end zone and returned it 48 yards with 5:38 left, ruining a Rams attempt to trim an 11-point deficit in the Redskins 33-20 win. The next week vs. Philadelphia, he recorded a pass defended for the sixth straight game and made five tackles (four solo). He caught his first career pass, a 24-yarder, in Week 14 at Dallas. He was then Mr. Versatility in the season-finale vs. Arizona. He caught two Brad Johnson passes for 54 yards, including a 12-yarder on 3rd-and-seven and 42-yarder on 3rd-and-five. He also rushed once for a 7-yard TD. Plus, he intercepted a pass, made five solo tackles and posted a season-high four passes defended. Overall, he participated in 70 plays (eight offense, 53 defense, nine ST).

Pro Career: 1999: As a rookie, Bailey showed he has the tools to be a star CB in the NFL. One of the most versatile and athletic players to enter the league in 1999,

he started all 16 regular-season games at CB, finishing second on the Redskins in INTs (five), first in passes defended (17) and fifth in tackles (83), including 55 solo stops. He was named a third alternate to the NFC Pro Bowl team. He also saw consistent action on special teams, collecting 54 blocks and 14 tackles (10 solo). In the Redskins first pre-season game vs. NE, he started and intercepted a Drew Bledsoe pass, returning it 46 yards for a TD. In the season-opener vs. Dallas, he picked off a Troy Aikman pass and made seven tackles. He finished second on the team in tackles in Week 2 vs. the Giants (eight total, seven solo) and limited star WR Keyshawn Johnson to only three catches in the Redskins 27-20 win over NYJ in Week 3. Bailey made eight tackles (six solo) in Week 4 vs. Carolina, tying Derek M. Smith for second on the team. His biggest game came in the Redskins 24-10 win over Arizona in Week 5. While the Redskins defense held the Cardinals to 274 yards, Bailey intercepted three passes, becoming the youngest player in NFL history and 15th Redskin to perform such a feat. He returned one INT 59 yards for a second-quarter TD. He was named NFC Defensive Player of the Week. The next week vs. Chicago, Bailey was third on the team with eight tackles (seven solo) and had a pass defended and forced fumble. He tallied five blocks on punt returns. The NFL again honored Bailey, naming him Rookie Defensive Player of the Month for October. In Week 9 at Philadelphia, he made his first sack and had one pass defended, two solo tackles, three blocks on punt returns and one tackle on kickoff coverage. He picked off his fifth pass vs. Arizona in Week 13 and collected a team-high two solo tackles on kickoff coverage. In the regular-season finale vs. Miami, he had a season-high 10 tackles (seven solo), two passes defended and two blocks on punt returns. He started both playoff games and made six tackles.

College/Personal: Bailey was regarded as one of college football's greatest multiple threats (offense, defense, special teams) in his three seasons at Georgia. The following numbers from his 1998 junior year tell why: 52 tackles (four for losses), three INTs, seven passes defended, 47 catches for 744 yards (15.8 avg.) and five TDs, 84 yards rushing on 16 carries, 12 kickoff returns for 261 yards and four punt returns for 49 yards. He averaged 103.5 all-purpose yards per game and logged 957 plays (547 defense, 301 offense, 109 ST). Against Virginia in the Peach Bowl, he caught three passes for 73 yards, including a 14-yard TD, rushed three

times for 9 yards, returned five kickoffs for 104 yards, returned a punt 12 yards and made two tackles and one pass defended at CB. He was a unanimous All-American and All-SEC First-Team selection and claimed the Bronko Nagurski Award as America's top defensive player. In college, he played in 33 games with 24 starts, posting 147 total tackles, two fumble recoveries, one forced fumble, eight INTs and 27 passes defended. He was an All-SEC First-Team selection as a sophomore, starting every game at left CB and one game at WR. He set a school indoor long jump record in 1998 of 25-10 3/4 feet to finish third at the SEC Indoor Track and Field Championships. He attended Charlton County High School in Folkston, GA. He was a Class A All-State selection. He earned *All-USA Today* honorable mention honors and was a Second-Team All-South selection. He was voted MVP in each of his final three seasons. He rushed for 1,858 yards and 28

TDs, threw for 277 yards, averaged 33.3 yards on punts and made 37 tackles and two INTs as a senior. In high school, he rushed for 3,573 yards with 58 TDs, threw for 1,211 yards with 10 scores and gained 5,855 yards with 394 points. He also made 80 tackles, eight INTs and four fumble recoveries. He was an all-state honorable mention selection in basketball and the state high jump champion as a junior. He participates in the annual Redskins Season Kickoff Cruise to support the Darrell Green Youth Life Foundation and sponsors a child at the foundation's "Christmas with the Redskins" party each year. He lives in Sterling, VA.

Single-Game Highs

Tackles: 10 vs. Mia (1/2/00)

Solos: 8 vs. Car (9/3/00)

	CHAMP BAILEY			CAREER RECORD						
	Solos	Asst	Total	Int	Yds	Lg	TD	FR-FF	G-S	
1999	64	18	83	5	55	59	1	0-0	16-16	
2000	52	14	66	5	48	48	0	1-0	16-16	
Totals	116	32	149	10	103	59	1	1-0	32-32	
<i>Also: 14 special teams tackles in 1999.</i>										
Playoffs	4	0	4	1	5	5	0	0-0	2-2	

Shawn

Barber

LINEBACKER

59

4th Season
6'2", 237
Richmond
Born: Jan. 14, 1975



Career Highlights:

- Finished fourth on Redskins in tackles (82) and solo stops (63) in 2000.
- Set career-highs in sacks (two) and fumble recoveries (two) in 2000.
- Made season-high eleven tackles at NYG (9/24/00).

- Finished second on team in 1999 in tackles (148) and solo stops (100) and first in assisted tackles (47). Tied for most forced fumbles (three).
- Returned an INT 70 yards for a TD vs. NYG (9/19/99), the ninth-longest INT return for a TD in Redskins history.
- Made career-high 17 tackles vs. Buffalo (11/7/99).

- Forced a critical fumble with less than two minutes left in regulation that stopped a potential, game-winning drive by SF (12/26/99).
- Led Redskins in 1998 with 15 special teams tackles.

How Acquired: Drafted by Redskins in fourth round of 1998 (113th overall).

2000 Season: Despite missing most of three games due to a strained MCL, Barber finished fourth on the team in total tackles (82) and solo stops (63). He also set career-highs in sacks (two) and fumble recoveries (two). He recorded seven passes defended and two special teams tackles. He started all 14 games he was eligible to play. Barber posted season-highs in tackles (eleven) and solo stops (seven) at NYG in Week 4 as part of the Skins stifling defensive effort in their 16-6 win. He also sacked Giants QB Kerry Collins for a 10-yard loss. He sacked Ravens QB Trent Dilfer for a 9-yard loss in Week 7, as the Redskins held Baltimore to 199 total yards in their 10-3 win. Barber strained his MCL in the second quarter the next week at Jacksonville and did not return. He was inactive for the next two games vs.

Tennessee and at Arizona before returning to the starting lineup at St. Louis on Nov. 20, when he made five tackles (four solo). He recovered his first career fumble vs. Philadelphia on Nov. 26 and made another recovery the next week vs. NYG. He closed the season by making six solo tackles vs. Arizona. Overall, Barber had four seven-tackle games and four six-tackle games.

Pro Career: 1999: Barber started all 16 regular-season games, finishing second on the team in tackles (148) and solo stops (100) and first in assisted stops (47). He also posted a sack, two INTs, three forced fumbles, five passes defended and six QB pressures. With three forced fumbles, he tied for first on the team with Marco Coleman and Darryl Pounds. He tallied eight special teams tackles. In Week 1 vs. Dallas, he tied with Derek M. Smith for a team-high nine total tackles. The next week vs. NYG, Barber had an impressive all-around performance. He returned an INT 70 yards to give the Redskins a 27-7 second quarter lead. It was the ninth-longest INT return for a TD in team history. He tallied eight tackles (six solo) in Week 3 at NYJ, a team-high 15 tackles (10 solo) in Week 5 at Arizona, nine tackles (six solo) in Week 6 at Dallas and ten tackles (eight solo) in Week 7 vs. Chicago, tying Sam Shade for the

team-high. The next week vs. Buffalo, he posted a career-high 17 tackles (10 solo), second in the game to Bruce Smith's 18. He had ten tackles (six solo) in Week 11 vs. the Eagles, nine tackles (five solo) and an INT in Week 14 at Indianapolis and another ten-tackle game (six solo), plus three QB pressures, in the Redskins 26-20 win over SF in Week 15. Against the 49ers, Barber made one of the most crucial defensive plays for the Redskins all year. With the score tied at 20, less than two minutes left in regulation and the 49ers driving, he forced a fumble that teammate Anthony Cook recovered. The Redskins won in OT to clinch the NFC East title. Barber closed the regular-season with 14 tackles (eight solo) vs. Miami. Against Detroit in the Wild Card Playoff, he made a team-high nine tackles (six solo). He then had ten tackles (seven solo) in the Divisional Playoff at TB, helping the Redskins hold the Bucs to only 186 yards. His ten tackles vs. TB were second on the team. **1998:** Barber developed well in his rookie season, earning the starting RLB spot heading into 1999. He tallied 34 total tackles, three passes defended, one QB pressure, one INT and one forced fumble. He led the Redskins on special teams with 15 tackles. He substituted on defense and played on ST in the season-opener vs. NYG. Two weeks later, he made his first career start at LB vs. Seattle, tallying six tackles and one QB pressure. He began to emerge in Week 11 vs. the Cardinals. He made a key stop at the goal line, stuffing RB Larry Centers. The next week vs. the Raiders, he took advantage of his chance to replace the injured Ken Harvey. He had eight solo tackles and one QB pressure and forced two turnovers, one being his first career INT. It set up a Redskins TD. He continued his strong play in Week 13 vs. SD with six solo tackles, one tackle-for-loss and two passes defended. He tackled Terrell Fletcher in the open field for a 7-yard loss on the Chargers last drive, helping preserve a 24-20 win.

College/Personal: Barber began his college career at Richmond playing safety but moved to LB as a sophomore. He had 94 tackles (56 solo), six sacks, 13 tackles-for-loss, three INTs, two blocked kicks and a forced fumble as a senior in 1997 en route to becoming the Atlantic 10 Defensive Player of the Year. In four seasons at Richmond, he played in 44 games with 33 starts, collecting 305 tackles, 20 sacks, 30 tackles-for-loss and five INTs. He earned Player of the Week honors after a game vs. The Citadel as a sophomore, when he posted

20 tackles, five tackles-for-loss, a sack, two forced fumbles and one INT in a 17-13 Richmond victory. In his prep career at Hermitage High School (Hermitage, VA), the strong safety was all-district, all-region and a team captain. As a senior, he returned three INTs for TDs and averaged more than 20 yards per catch as a receiver. He also earned all-district honors in basketball and lettered once in track. Barber was the Redskins nominee for NFL Man of the Year in 1999. He spearheaded the team's participation in the 1999 National Race for the Cure to support the Susan G. Komen Breast Cancer Foundation. He also visited the Johns Hopkins Children's Center in Baltimore and made several trips to the Children's National Medical Center in

Washington, D.C. He helped build a home with Habitat for Humanity during the NFL/United Way Hometown Huddle, and he attended the Knockout Abuse event in support of domestic violence victims. He started a football camp in Richmond, where he lives in the off-season. Barber recently launched the Shawn Barber 59 Foundation, dedicated to working with kids in the Richmond area. He lives in Ashburn, VA, during the season.

SINGLE-GAME HIGHS

Tackles: 17 vs. Buf (11/7/99)

Int: 1, last: @ Ind (12/19/99)

Solo: 10 vs Buf (11/7/99)

SHAWN BARBER

CAREER RECORD

	Solos	Asst	Total	Sack	Int	Yds	Lg	TD	FR-FF	G-S
1998	28	6	34	0	1	0	0	0	0-1	16-1
1999	101	47	148	1	2	70	70	1	0-3	16-16
2000	63	19	82	2	0	0	0	0	2-0	14-14
Totals	192	72	264	3	3	70	70	1	2-4	46-30

Also: Special team tackles (25): 1998 (15), 1999 (8), 2000 (2)

Playoffs	13	3	16	1-5	0	0	0	0	0/1	2-2
----------	----	---	----	-----	---	---	---	---	-----	-----

Bryan Barker

PUNTER

4

12th Season

6'1", 200

Santa Clara

Born: June 28, 1964



Career Highlights:

- Named All-Pro and voted to the Pro Bowl in 1997.
- Led the NFL with 41% of his punts placed inside the 20-yd line in 1999.
- Was the first Jacksonville Jaguar to lead the league in a statistical category, finishing the 1995 season with a 38.64

net punt average.

- Named AFC Special Teams Player of the Week three times in 1997, five times during career.
- Tied the NFL single-game record with eight punts inside-the-20s vs. Baltimore in 1999.

- Boomed an 83-yarder against the New York Jets in 1999, the longest in the NFL since the 92-yarder by Shawn McCarthy of the New York Jets in 1992.
- Fourth most experienced player on the Redskins roster with 12 years.

NFL Acquisition: Signed as an undrafted free agent by the Denver Broncos in May 1988.

How Acquired: Signed by the Redskins as a free agent April 12, 2001.

2000 Season: Played all sixteen games for Jacksonville. Finished tenth in the AFC with a 42.0 gross punting average and placed 11th with a 34.4 net punt average. Placed 29 punts inside-the-20 among his 76 attempts, fifth most in the conference and second most in his career. Tied his career-low with five touchbacks. Had a season-long punt of 65 yards against Pittsburgh (10/1). Amassed a total of 3,194 yards on 76 punts.

Pro Career: 1999: Barker was named AFC Special Teams Player of the Week three times during the season (giving him five for his career). He is ranked eighth in the NFL and fifth in the AFC in net punting with a 36.9-yard average, and tied for 15th in the NFL and ninth in the AFC in gross punting with a 41.8 average. Barker is tied for fourth in the NFL with a team-record and personal-best 32 kicks downed inside the 20 (just three shy of the NFL record that was broken in 1999). He often punted from midfield and even inside the 40, as teams prided itself on field position (41 percent of his kicks were inside the 20, the highest of any NFL punter). Barker made the first run of his career for six yards on Sept. 26 vs. Tennessee but was forced out of bounds at the 2-yard line, on a fake field goal with 15 seconds left in the first half. He had an exceptional game at PIT (10/3) with six punts (of eight) downed inside the 15-yard line. He was named AFC Special Teams Player of the Week and received the special teams game ball. In the Monday night game at New York Jets (10/11), he punted seven times for a 45.9-yard gross average and 37.4 net, including a career-best 83-yarder (longest in the NFL since 1992) from the endzone to earn AFC Special Teams

Player of the Week honors for the second straight game (first player since Minnesota's Mitch Berger in 1998 to do so). He broke his own team mark with an NFL record-tying eight punts inside the 20 on a team-record-tying nine punts vs. Baltimore (11/14). Barker earned AFC Special Teams Player of the Week honors (became first AFC player to be named three times in one season since Kansas City KR Tamarick Vanover in 1995 and '97) and received a special teams game ball. **1998:** Barker ranked third in the NFL in net punting average (38.5) and sixth in gross punting average (45.0); figures that ranked second and fourth in the AFC, respectively. He punted 85 times for 3,824 yards, both career highs, and had eleven touchbacks, the second most of his career in one season. Had seven punts of 60 or more yards, including twice in two different games, and 25 of 50-yards plus. Punted a season-long of 65 yards (at Buffalo 10/18) to tie the then second longest of his career and marked his longest as a Jaguar. Averaged 52.4 yards on five punts in that game for second-best single-game average in team history. Had a 64-yarder on 11/22 at Pittsburgh for a then-second longest as a Jaguar. Had four punts inside the 20 in two different games (vs. Miami 10/12 and at Minnesota 12/20), one shy of the then-team record. He earned AFC Special Teams Player of the Week honors for his performance vs. Pittsburgh (12/28), in which he punted seven times for a 42.4-yard gross average, 41.9 net with no touchbacks and three inside-the-20s. In two postseason games, he punted nine times for 42.2-yard average (36.6 net), with one touchback and two inside the 20. His 60-yarder vs. New England (1/3) set a team playoff record (topping a 59-yarder at Buffalo, 12/28/96) and was a personal postseason best. **1997:** Led the NFL in both gross and net punting most of the season before finishing third in net punting and seventh in gross punting and was named to the All-Pro teams by Associated Press, Pro Football Writers of America/*Pro Football Weekly* and *Football Digest*. He also had 27 kicks inside the 20 to rank third in the AFC, kicked 66 times for 2,964 yards and only eight touchbacks. Had three punts of 60 yards or longer and 24

punts of 50-yards plus. Named AFC Punter of the Year by the NFL Players Association. He completed the first pass attempt of his NFL career 9/22 vs. Pittsburgh for 22 yards to Dana Hall to convert a fake punt on a 4th-and-15 play to extend a 17-play drive. Barker set a team single-game record with a 53.8-yard gross average on five punts 10/19 at Dallas, when he had four punts of 50-plus. He joined placekicker Mike Hollis as just the fourth kicking tandem ever to be voted to the AFC-NFC Pro Bowl. He punted four times for a 29.5-yard average (26.0 net) in the Wild-Card playoff at Denver on 12/27/97. **1996:** Barker ranked ninth in the AFC in gross punting with a 43.7-yard average and 10th in net punting with a 35.6 average and had 25 punts of 50-plus yards with 16 inside the 20 and eight touchbacks. Named AFC Special Teams Player of the Week for the first time in his career for his 11/24 performance vs. Baltimore (50.8 average on four kicks, including two inside the 20). He had a stellar game against Carolina (9/29) with 51.7-yard gross average and 42.3-yard net on six kicks, five of which were 50-plus yards, one inside the 20 and no touchbacks. Booted season-long 62-yarder 10/6 at New Orleans and made a TD-saving tackle of Baltimore's Jermaine Lewis on 11/10, suffering broken ribs but remained in the game. He had a 46.8-yard gross punting average the remainder of the regular season and punted 13 times for 42.6-yard average (37.0 net) in three playoff games. **1995:** Had an NFL-best 38.6 net average, topping the 38.6 net of Cincinnati's Lee Johnson ... Tied for third in AFC and fourth in the NFL in gross average at 43.8 yards, posting 19 punts inside the 20 with just five touchbacks. **1994:** Signed with Minnesota as a free agent May 18 and released on 8/30 when P Mike Saxon was signed. He then signed with Philadelphia (10/11), and saw action in the last eleven games for the Eagles and led the NFC with a 36.3-yard net average while the team posted an NFL-best 4.2-yard punt return average allowed. **1993:** Kicked 76 times for a 42.6-yard average and 35.4 net. Had 19 inside the 20s and eight touchbacks. He punted six times for 40.8-yard average vs. Buffalo in AFC Championship game 1/23.

1992: Ranked fourth in the AFC and eighth in the NFL with a 43.3-yard gross average, best by a Chiefs punter since Jim Arnold's 44.9 in 1984. **1991:** Punted 57 times for a 40.4-yard gross average while having only 27 punts returned, the third-fewest in the AFC and fourth-fewest in the league. **1990:** Signed by the Kansas City Chiefs, under current Redskin head coach Marty Schottenheimer, on 5/1 and competed with Kelly Goodburn in training camp. He was waived following the third preseason game. Barker was then re-signed as a free agent with Kansas City four weeks into the season (9/26) and punted in the last 13 games, averaging 38.7 on 64 kicks. Named to All-Rookie teams by UPI, *The National* and *Football News*. **1989:** Signed by Seattle Seahawks and was released on 8/30 in the final cut. **1988:** Signed as a rookie free agent by the Denver Broncos in May and was released on 7/19.

College/Personal: In college, Barker handled Santa Clara's punting duties for four seasons and set a school record with 248 punts, averaging 37.8 yards. He had a school-record 81-yard punt in 1984 and graduated in 1986 with a degree in economics. He attended Miramonte High in Orinda, CA, playing punter and free safety. While with Jacksonville, he was one of the most active players in the community. In 1996 he founded the Let Us Play Foundation with his wife, Leah, an organization that annually sponsors the Let Us Play Sports Camp for Girls in Jacksonville. Has received grants from NFL Charities totaling \$21,000 the last four years for the camps, which are designed to motivate inner-city girls to recognize the lifelong benefits connected with sports and education. Has spearheaded efforts to organize and run Let Us Play camps in other NFL cities, that now include Dallas, Denver, Charlotte, Pittsburgh and Oakland. He created a new Let Us Play program in 1999, the Junior 2K, a running event for kids to raise funds to establish a permanent four-year scholarship endowment at the University of North Florida. He initiated day-care seminars on behalf of the Jacksonville Children's Commission in 1997 and spoke at informational meetings with other Jaguars players. Named the Jaguars'

True Value/NFL Man of the Year in 1996. He was the first-ever recipient of the Boy Scouts of America North Florida Council's Outstanding Community Leader Award. In 2000, he was honored with the Catholic Charities Good Samaritan Award, as well as the Robert W. Baird/Jaguars Community Award. He and his wife, Leah, have three

children: sons Colin and Trevor, and daughter, Kilty.

Single-Game Career Highs:

Most Punts: 10 (12/11/94 at PIT)
 Longest Punt: 83 (10/11/99 at NY)
 Most Punts Inside 20: 8 (11/14/99 vs. BAL)

BRYAN BARKER CAREER RECORD

	G	Punts	Yds	Gross	Net	Lg	In-20	Blk
1990 KC	13	64	2,479	38.7	33.4	56	16	0
1991 KC	16	57	2,303	40.4	35.0	57	11	0
1992 KC	15	75	3,245	43.3	35.3	65	16	1
1993 KC	16	76	3,240	42.6	35.4	59	19	1
1994 Phi	11	66	2,696	40.8	36.3	67	20	0
1995 Jax	16	82	3,591	43.8	38.6	63	19	0
1996 Jax	16	69	3,016	43.7	35.6	62	16	0
1997 Jax	16	66	2,964	44.9	38.8	64	27	0
1998 Jax	16	85	3,824	45.0	38.5	65	28	0
1999 Jax	16	78	3,260	41.8	36.9	83	32	0
2000 Jax	16-0	76	3,194	42.0	34.4	65	29	0
Career Totals	167-0	794	33,812	42.6	36.4	83	234	2

Additional Statistics: Completed one pass attempt for 22 yds on 9/22/97.
 Ran once for 6 yds on 9/26/99.

REDSKINS TOP PICKS

Washington has 23 players on its training camp roster that were selected in the first three rounds of an NFL Draft.

1ST ROUND PICKS

Name	Yr/Overall	Drafted by
LaVar Arrington	00/2	Washington
Champ Bailey	99/7	Washington
Marco Coleman	92/12	Miami
Rod Gardner	01/15	Washington
Jeff George	90/1	Indianapolis
Darrell Green	83/28	Washington
Robert Jones	92/24	Dallas
Kenard Lang	97/17	Washington
Chris Samuels	00/3	Washington
Deion Sanders	89/5	Atlanta
Bruce Smith	85/1	Buffalo
Michael Westbrook	95/4	Washington
Dan Wilkinson	94/1	Cincinnati

2ND ROUND PICKS

Name	Yr/Overall	Drafted by
Stephen Alexander	98/48	Washington
Donnell Bennett	94/58	Kansas City
Ben Coleman	93/32	Arizona
Jon Jansen	99/37	Washington
Kevin Lockett	97/47	Kansas City
Kevin Mitchell	94/53	San Francisco
Cory Raymer	95/37	Washington
Fred Smoot	01/45	Washington

3RD ROUND PICKS

Name	Yr/Overall	Drafted by
Brett Conway	97/90	Green Bay
Lloyd Harrison	00/64	Washington

Michael Bates

RUNNING BACK

20

9th Season

5'10", 189

Arizona

Born: Dec. 19, 1969



Career Highlights:

- Named to the last five Pro Bowls and his third straight as a special teams player, Michael was the NFC's return specialist in 1996 and 1997. He was named the NFC's special teams player in 1998, 1999, and 2000. In 1993, he was selected to AFC team as a special teamer.
- Michael recorded a 92-yard kickoff return for a touchdown (9/3/00) against the Redskins, which made him one of two active players (Brian Mitchell, Eagles) of the nine in league history who have five or more kickoff returns for a touchdown in their career.
- With a 100-yard kickoff return for a touchdown against Atlanta (10/31/99), Michael has the Panthers record for longest kickoff return.
- In 1996, Michael averaged 30.2 yards on 33 kickoff returns. This made him the first kickoff returner since Raymond Clayborn of the Patriots in 1977 to average more than 30 yards per return (with a minimum of two returns a game)
- Michael recorded his first kickoff return for a touchdown against St. Louis (10/13/96) for 93 yards.
- During the 1993 season Michael set a Seahawk record with 22 special teams tackles.

NFL Acquisition: Drafted by Seattle Seahawks in 6th round of 1993 (150th overall).

How Acquired: Signed as a free agent July 10, 2001.

2000 Season: Bates was named to his fifth-consecutive Pro Bowl, which was a Carolina Panthers record. He played in all 16 games as a kick returner and coverage specialist. He led the Panthers with 42 returns for 941 yards for a 22.4 kickoff return average. Bates also led Carolina with 19 special teams tackles. He returned four kicks for 164 yards, including an impressive 92-yard kickoff return for a touchdown against Washington (9/3). With the 92-yard return for a touchdown, Bates is one of two active NFL players of nine in league history who have five kickoff returns for touchdowns. He returned two kicks for 57 yards and a punt return for five yards, also led the special teams in tackles with three against Atlanta (9/17). He led his team against New Orleans with two special teams tackles and returned four kickoff returns for 94 yards with a long 39 (10/15). Bates recorded three kickoff returns for 64 yards and led his team with three tackles against St. Louis (11/5). He produced 97 yards on four kickoff returns including a 46-yarder, which led to a field goal versus NO (11/12).

Pro Career: 1999: Named to the NFC Pro Bowl squad as the special teams coverage specialist for the second consecutive season, Bates earned his fourth straight Pro Bowl appearance. As a special teamer, Pro Football Weekly named Bates to the All-NFL team and the All-NFC team. Michael totaled 11 tackles, a forced fumble and a blocked punt, his team-record third with the Panthers and the fourth of his career. As a kick returner, he set a team record with two returns for touchdown,

including a team-record 100-yarder at Atlanta (10/31), while averaging 24.8 yards on 52 returns for 1,287 yards. Bates forced a fumble on special teams that led to a touchdown at Washington in addition to contributing four kickoff returns for 53 yards and a tackle (10/3). Amongst his two returns for 112 yards at San Francisco (10/17), he produced a 72-yarder that set-up the team's second touchdown. After returning three kickoffs for 50 yards versus Detroit (10/24), he compiled 180 yards on five returns at Atlanta (10/31), including a team-record and personal-best 100-yarder for a touchdown, the third of his career. Bates had six returns for 156 yards at St. Louis (11/14). He recorded five returns for 125 yards versus St. Louis (12/5). He blocked a punt that set up a field goal and returned a kick five yards versus San Francisco (12/18). Bates ended the season in high fashion with an electrifying 95-yard return for a touchdown among his two returns for 123 yards versus New Orleans (1/2). **1998:** Switching his Pro Bowl recognition from returner to cover man, Bates made his third consecutive trip to Honolulu. Also honored as an All-NFC performer by *Pro Football Weekly*. Bates collected six special teams tackles and a blocked punt, the third of his career. As a kickoff returner he continued to excel, returning 59 kickoffs for 1,480 yards and a 25.1-yard average with one touchdown, a 99-yarder at Indianapolis (12/27). His 25.1-yard average ranked him fourth in the NFC. He had a return of 30 or more yards in 11 of the 14 games in which he returned a kick. Bates began the season by averaging 30.3 yards on four returns with a long of 45 versus Atlanta (9/6). After registering one return for 28 yards versus Green Bay in action limited by a knee injury (9/27). Bates set career marks for kickoff returns and kickoff return yards in a game with nine returns for 200 yards and a long of 31 at Atlanta (10/4). He totaled 131 yards on six returns with a long of 45 at the Jets (11/29). Versus Washington Bates blocked a Matt Turk punt that was recovered by Dwight Stone in the end zone for a touchdown. He also returned five kickoffs for a 27.8-yard average with a long of 51.

At Indianapolis (12/27), Bates registered a total of 154 yards on four kickoffs including a dramatic 99-yard kickoff return for a touchdown to open the second half which narrowed the Colts lead to 16-13 in the Panthers come-from-behind win, earning NFC Special Teams Player of the Week honors. **1997:** In his second season with the Panthers, Bates lived up to the standard he set a year before, earning Pro Bowl honors for the second consecutive season in addition to a variety of other postseason accolades. His 27.3-yard kickoff return average led the NFL for the second straight season, making him the first player to lead the NFL in kickoff return average in successive seasons since San Francisco's Abe Woodson (NFL) and Houston's Bobby Jancik (AFL) did so in 1962-63. He posted three returns longer than 50 yards and averaged more than 30 yards per return in four games. In 12 of the 14 games in which he fielded a kick, Bates recorded at least one return for more than 30 yards. He also finished third on the team with 14 special teams tackles. Bates averaged 31.3-yards on three returns for 91 yards and a long of 37 versus Washington (8/31). Versus Kansas City Bates had six returns for 150 yards, including a 50-yard effort before recording four returns for 126 yards, a 31.5-yard average, with a long of 53 yards versus San Francisco (9/29). At Denver (11/9), he notched a career-high 166 kickoff return yards on six attempts with a long of 32 before totaling three returns for 86 yards, including a 40-yarder, at San Francisco (11/16). He closed out the season with five returns for 102 yards versus Green Bay (12/14), including a long of 49 yards, and six attempts for 141 yards versus St. Louis (12/20). **1996:** Bates earned a trip to the Pro Bowl, averaging 30.2 yards per kickoff return on 33 attempts. His lofty average distinguished him as the first kickoff returner to average more than 30 yards per return since the New England Patriots Raymond Clayborn in 1977 (minimum two returns per game), while his coverage ability helped Carolina rank as the league's second-best kickoff coverage unit. He was named an Associated Press All-Pro First-Team selection in addition to earning All-

Pro honors from *College and Pro Football Newsweekly*, *Football Digest*, *Football News*, *Pro Football Weekly/Pro Football Writers Association*, *The Sporting News* and *USA Today*. He was also selected as the NFL Alumni's return specialist of the year in 1996. While his return ability helped the Panthers to the league's best average kickoff drive start, his coverage prowess turned big plays and helped Carolina to the league's second-best mark in opponent's average drive start. Bates recorded the second blocked punt of his career, knocking the ball out of the end zone for a safety at Minnesota (10/6). In the season opener versus Atlanta (9/1), Bates became the first player to field a ball at Ericsson Stadium in regular-season play, returning the game's opening kickoff 35 yards to set up the team's first touchdown. He returned four kickoffs for 111 yards with a long return of 45 yards at New Orleans (9/8). Bates had four returns for 93 yards with a long of 39 before returning two kickoffs for 44 yards at Jacksonville (9/29), in addition to his blocked punt at Minnesota (10/6). Bates had the first kickoff return for a touchdown in Panthers history and the first of his career, fielding a Chip Lohmiller kick and returning it 93 yards for a score to give the Panthers a 28-7 second-quarter lead against St. Louis (10/13). He forced a fumble on a punt return to set up the Panthers first score in a 19-7 win against New Orleans (10/20). At Philadelphia (10/27), Michael had four returns for 138 yards with a long of 46 before adding three kickoff returns for 91 yards at Atlanta (11/3). He had 93 yards on three returns against the New York Giants (11/10). Bates strained his knee covering a punt at St. Louis (11/17) and registered no returns. His knee injury forced him to miss games at Houston (11/24) and versus Tampa Bay (12/1). He had three returns for 99 yards, including a game-turning 58-yard return in the second quarter to set up a score in a critical 30-24 win against San Francisco. Versus Baltimore (12/15) he returned four kickoffs for 74 yards before returning two kickoffs for 59 yards versus Pittsburgh (12/22). In the playoffs, Bates had a season-high five

returns for 155 yards versus Dallas (1/5/97), including a 51-yarder, before notching 59 yards on four kickoff returns at Green Bay (1/12/97) in the NFC Championship. **1995:** Waived by Seattle (8/27), Bates was claimed by the Panthers (8/28) and traded to Cleveland for linebacker Travis Hill. He tied for fifth on the Browns with eight special teams tackles in addition to returning nine kickoffs for 176 yards. Inactive at San Diego (12/3) and versus Pittsburgh (11/26), Bates had several notable games: recording three tackles on special teams in addition to notching two kickoff returns for 32 yards versus Kansas City (9/24); gaining 57 yards on two kickoff returns versus Buffalo (10/2); recording a special teams tackle and three kickoff returns for 44 yards versus Jacksonville (10/22); and returning one kickoff 19 yards versus Houston (11/5). **1994:** Bates played in 15 games for Seattle, contributing as a reserve wide receiver and on special teams. He had five receptions for 112 yards and a touchdown on the season, in addition to 26 kickoff returns for a 19.5-yard average. His first NFL touchdown came versus the Raiders (9/11) when he hauled in a 40-yard Rick Mirer pass. Versus Denver (10/9), he also had a 39-yard reception. On special teams he recorded four tackles for the year in addition to a blocked punt at Indianapolis (10/2). **1993:** Bates distinguished himself as one of the AFC's top special teams performers, earning honors as an alternate selection to the Pro Bowl for his coverage ability. His 22 special teams stops set a Seahawks single-season record. In addition to a team-high two forced fumbles and two fumble recoveries, he had three-tackle performances at Cincinnati (9/26); at Detroit (10/17); against Cleveland (11/14); and against Pittsburgh (12/19). Against Cincinnati, Bates downed a punt at the Bengals four-yard line with the Seahawks trailing 10-9 with 4:43 left in the game to set up a game-winning fumble recovery for touchdown on the next play. He averaged a team-high 20.1 yards on 30 kickoff returns and had 164 yards on four punt returns, including a career-long 46-yard return

versus Kansas City (11/14). **1992:** Bates was a sixth-round selection (150th overall) but did not join the Seahawks until 1993 due to Olympic track and field commitments.

College/Personal: At the 1992 Olympics in Barcelona, Spain, he won a bronze medal in the 200 meters with a time of 20.38 seconds, finishing third to the United States' Mike Marsh (20.01) and Namibia's Frank Fredericks (20.13). His personal-best time in the 200 meters is 20.01 at the 1992 Olympic Trials. Bates was a versatile performer at Arizona, where he rushed for 230 career yards on 63 carries (3.5 avg.) with two touchdowns, had eleven receptions for 187 yards with a touchdown, and returned 45 kickoffs for a 23.7-yard average, including a 97-yard touchdown return versus Washington State. He was voted the PAC 10's Outstanding Male

Performer at the conference track championships in 1989 and 1990, winning the 100 and 200-meter dashes. He was also a member of the Wildcats 400-meter relay team that finished second in the 1989 NCAA Championships. His college-best time was 10.17 in the 100 meters and 20.01 in the 200 meters. A letterman in football and track at Amphitheater High in Tucson, AZ, Bates was the unanimous selection of the *Long Beach Press Telegram* as the "Best in the West." He was rated by Parade as the second-best prospect in the country at running back behind Terry Kirby. His brother Mario plays for the Arizona Cardinals and was a second-round draft choice of the New Orleans Saints in 1992 from Arizona State. His other brother Marion, played collegiately at Southern California and Arizona.

MICHAEL BATES

CAREER RECORD

Year	Team	GP/GS	RSH	Yds	Avg.	Long	TD	KOR	Yds	Avg.	Long	TD
1993	Seattle	16/1	2	12	6.0	6	0	30	603	20.1	46	0
1994	Seattle	15/0	2	-4	-2.0	7	0	26	508	19.5	38	0
1995	Cleveland	13/0	0	0	0.0	--	0	9	176	19.6	38	0
1996	Carolina	14/0	0	0	0.0	--	0	33	998	30.2	93t	1
1997	Carolina	16/0	0	0	0.0	--	0	47	1281	27.3	56	0
1998	Carolina	14/0	0	0	0.0	--	0	59	1480	25.1	99t	1
1999	Carolina	16/0	3	12	4.0	12	0	52	1287	24.8	100t	1
2000	Carolina	16/0	5	13	2.6	8	0	42	941	22.4	92t	1
Total	8 Seasons	120/1	12	33	2.15	12	0	298	7274	23.6	100t	4

Single-Game Career Highs

- Kickoff Returns: 9 @ Atlanta (10/4/98)
- Kickoff Return Yards: 200 @ Atlanta (10/4/98)
- Kickoff Return TDs: 1 Four times most recently vs New Orleans (1/2/00)
- Long Kickoff Return: 100 vs New Orleans (1/2/00)
- Blocked Punts: 1 Four times most recently vs San Francisco (12/8/99)

Donnell

Bennett

FULLBACK

32

8th Season

6'0", 246

Miami

Born: Sept. 14, 1972



Career Highlights:

- Led Chiefs in rushing with 527 yards in 1998 and a career-high 627 yards in 1999, becoming the first KC runner to lead the team in back-to-back years since Marcus Allen did it from 1993-96.
- Posted career highs in carries (161) and rushing TDs (eight) in 1999.
- Set career highs of 115 rushing yards vs. Oakland (9/6/98); long run of 44 yards vs. Detroit (9/26/99); and three rushing TDs at Philadelphia (9/27/98).
- Rushed for more than 100 yards for first time in his career with 115 vs. Oakland (9/6/98).
- Has caught 51 career passes for 240 yards with one TD.
- Needs just 98 yards to reach 2,000-yard career rushing total.

NFL Acquisition: Drafted by Kansas City in 2nd round of 1994 (58th overall).

How Acquired: Signed as a free agent on May 9, 2001.

2000 Season: At KC, Bennett played in seven games, starting twice at FB. He had 27 carries for 24 yards with one TD, and caught two passes for 17 yards. He started in the season-opener vs. Indianapolis (9/3), posting six carries for 4 yards and two catches for 17 yards. But he left the game in the second quarter with a right foot sprain and did not return. He was inactive for the next seven games. He saw reserve duty at Oakland (11/5), his first

action since the injury. He carried a total of 18 times for 30 yards with one TD over the next four games. He started at FB vs. Carolina (12/10) but left the game with a knee injury and did not return. He was inactive for the last two games.

Pro Career: 1999: Despite starting only one game, Bennett amassed a career-high 627 rushing yards and a career-high eight rushing TDs. He also became the first KC runner to lead the team in rushing yards in back-to-back years since Marcus Allen did it from 1993 to 1996. He rushed a career-high 161 times. Bennett had 20 carries of ten or more yards, the most on the team. He caught ten passes for 41 yards and returned three kickoffs for 51 yards. He played in 15 games, rushing twelve times for 73 yards with a career-long 44-yard run and a TD vs. Detroit (9/26). He tallied 52 yards rushing and a TD and tied his career-high with four catches for 12 yards vs. NE (10/10). He had team-highs of 14 carries for 38 yards and one TD vs. SD (10/31). He made his only start at Indianapolis (11/7), carrying twelve times for a team-high 64 yards, including a 23-yard TD run on fourth down, the longest TD run by a Chiefs RB since Kimble Anders ran 23 yards at Oakland (12/3/95). Bennett had team-highs of 17 carries for 60 yards and two TDs vs. Seattle (11/21). He also returned his first career kickoff for 24 yards. At Oakland (11/28), he had nine carries for 27 yards with a TD, caught three passes for 23 yards and returned a kickoff twelve yards. He gained

66 yards rushing at Denver (12/5) and 55 yards vs. Minnesota (12/12) before leaving the Vikings game early in the fourth quarter with a right ankle sprain. He was inactive vs. Pittsburgh (12/18) and returned to rush for 14 yards at Seattle (12/26). Then, in the season-finale, he tallied season-highs of 20 carries for 84 yards vs. Oakland (1/2/00). **1998:**

Bennett played in all 16 games, starting the first ten at halfback. He finished as KC's leading rusher with 527 yards on 148 carries (3.6 avg.) with five rushing TDs. He was third on the team in scoring with 36 points. He was at his best in the fourth quarter, rushing 29 times for 137 yards (4.7 avg.) and three TDs in the final 15 minutes. He topped 100 rushing yards for the first time in his career vs. Oakland (9/6) with 24 carries for 115 yards, including a season-high 26-yard run, and one TD. He posted 87 yards on a career-high 30 carries vs. SD (9/20) and followed with 87 yards on 19 carries with a career-high three TDs at Philadelphia (9/27). It was just the ninth three-rushing TD performance in Chiefs history and the first since Marcus Allen did it vs. Seattle (12/5/93). Bennett rushed for 62 yards vs. Seattle (10/4) before leaving the game with a bruised right hand. He caught his first career TD on a 2-yard toss from QB Rich Gannon vs. Arizona (11/29). **1997:**

Bennett played in 14 games with one start, rushing 94 times for 369 yards (3.9 avg.) with one TD. He also caught seven passes for five yards and had two special teams tackles. He missed the first two games due to a knee injury. He was the team's leading rusher in the final five games, posting 225 yards on 54 carries (4.2 avg.) with one TD. He made his only start vs. SF (11/30), netting 36 yards on seven carries. He rushed 24 times for 85 yards vs. Oakland (12/7) with a 9-yard TD run. In his first-ever playoff action, he gained four yards on three carries vs. Denver (1/4/98). **1996:**

Bennett played in all 16 games for the first time in his career. He was the team's fourth-leading rusher with 166 yards on 36 carries (4.6 avg.) and had five games with 20 or more rushing yards. He also

caught eight passes for 21 yards. He had a season-high 40 yards rushing at Seattle (9/15), which included a season-long 34-yard run. He had a 32-yard run vs. Seattle (10/17). **1995:** Bennett spent most of the season rehabilitating a knee he injured late in the 1994 season and saw limited playing time. He was on the "physically-unable-to-perform" list for the first eight games and was inactive the next two weeks. He played in three of the last six games, finishing with eleven yards on seven carries and one catch for twelve yards. **1994:** Bennett had rushed for 178 yards on 46 carries with two TDs when he suffered a season-ending knee injury in Week 15 against Houston (12/18). He also recorded seven catches for 53 yards. In his last five games, he rushed 31 times for 135 yards (4.4 avg.) with one TD, and had six catches for 38 yards. He scored his first NFL TD on a 4-yard run vs. Atlanta (9/18), and scored again on a 12-yard dash in the third quarter of a must-win game vs. Houston (12/18) before injuring his knee. He was inactive for the season-finale and a playoff contest.

College/Personal: Bennett started at FB in his last two seasons at Miami, rushing 258 times for 1,075 yards (4.2 avg.) and 15 TDs, and caught 33 passes for 270 yards (8.2 avg.) and one score. In his final year, as a junior, he was second on the team with 563 rushing yards on 143 carries with seven TDs. He also caught 25 passes for 185 yards and a TD. His best game was a 20-carry, 145-yard, two-TD effort vs. Colorado. As a sophomore, he gained 421 yards and scored six times on 97 carries. He played in seven games as a reserve redshirt freshman, posting 91 yards and two TDs on 18 carries. Bennett was an All-Broward County selection as a RB at Cardinal Gibbons High in Ft. Lauderdale, FL. He ran for 1,060 yards and 13 TDs as a

SINGLE-GAME HIGHS

Rushing Attempts: 30 vs. SD (9/20/98)
 Rushing Yards: 115 vs. Oakland (9/6/98)
 Long Run: 44 vs. Detroit (9/26/99)
 Rushing TDs: 3 at Philadelphia (9/27/98)

senior and also starred at LB. He competed in basketball, track and wrestling as well. An asthma-sufferer, he initiated the "Clearing the Way Foundation," which benefits the American Lung Association

and the Asthma Education Program in the Independence, MO school district. Bennett is an accomplished drummer and enjoys producing his own music. He and his wife, Adrienne, have a son, Matthew.

DONNELL BENNETT								CAREER RECORD				
RUSHING								RECEIVING				
Year	Team	G-S	No.	Yds.	Avg.	LG	TD	No.	Yds.	Avg.	LG	TD
1994	KC	15-0	46	178	3.9	19	2	7	53	7.6	15	0
1995	KC	3-1	7	11	1.6	11	0	1	12	12.0	12	0
1996	KC	16-0	36	166	4.6	34	0	8	21	2.6	10	0
1997	KC	14-1	94	369	3.9	14	1	7	5	0.7	4	0
1998	KC	16-10	148	527	3.6	26	5	16	91	5.7	14	1
1999	KC	15-1	161	627	3.9	44	8	10	41	4.1	12	0
2000	KC	7-2	27	24	0.9	6	1	2	17	8.5	13	0
Totals		86-15	519	1,902	3.7	44	17	51	240	4.7	15	1

Also: Special team tackles (5): 1996 (3); 1997 (2).

Playoffs	G-S	No.	Yds.	Avg.	LG	TD	No.	Yds.	Avg.	LG	TD
	2-0	3	4	1.3	8	0	0	0	0.0	0	0

Matt Campbell

GUARD

99

7th Season
6'4", 300
South Carolina
Born: July 14, 1972



Career Highlights:

- Has started 60 of a possible 71 games in six-year NFL career, including playoffs.
- One of the original 10 players signed by Carolina in 1994 and was the last original member of the expansion franchise to depart from the team.
- Caught three passes for 32 yards as a TE in 1995 rookie season.

NFL Acquisition: Signed as a free agent by Carolina on Dec. 15, 1994.

How Acquired: Signed as a free agent on May 8, 2001.

2000 Season: Campbell started the first 14 games for the Panthers, 13 at LG and one at LT. He sprained his left ankle in the second quarter of Week 14 at KC (12/10) and was ruled inactive for the last two games. Before that, he opened holes to help RB Brad Hoover gain a season-high 117 yards rushing versus GB (11/27). He helped the offense amass 450 net yards, the third-highest total in team history, at SF (9/10);

457 total yards versus Seattle (10/8); and 390 total yards versus SF (10/22).

Pro Career: **1999:** Campbell started ten games at LG and was inactive for six due to a strained right MCL he suffered at SF (10/17). He started the season's first five games, helping the offense post a team-record 481 net yards of total offense at Washington (10/3). After injuring his right knee against the 49ers, he missed the next six games before returning to start versus STL (12/5). He helped the offense total 452 yards vs. SF (12/18). **1998:** Campbell started ten games: seven at LG, two at RG and one at LT. He started the first three games at LG before an injury to his left MCL vs. GB (9/27) caused him to miss six games. He returned to the starting lineup vs. Miami (11/15) at LG and started at the same position the next week at STL (11/22). After playing one game at LT at the NYJ (11/29), he played LG for the last four games. During that period, he helped Carolina gain 203 yards rushing vs. SF (12/6), average 5.2 yards per carry vs. Washington (12/13) and gain 179 yards rushing at Indianapolis (12/27). **1997:** Campbell started 14 games and was a stabilizing force on the offensive line. He displayed his athleticism and versatility in an early-season move from tackle to guard. He helped the Panthers post at least 100 yards rushing in seven games with a season-best 216 vs. Oakland (11/2) and 186 vs. New Orleans (11/30). He started the season at LT, helping RB Anthony Johnson gain a personal-best 134 yards vs. Washington (8/31). He started at Atlanta (9/7) and at SD (9/14) but hurt his left ankle against the Chargers. He played but didn't start vs. KC (9/21) and SF (9/29). He started at LG at Minnesota (10/12) and stayed there the rest of the season. **1996:** Campbell was inserted as the Panthers

starting LT in training camp after lining up as a TE as a rookie. He emerged as one of the team's most athletic and consistent linemen. He broke his left leg in a preseason game at the NYG (8/23) and was sidelined for the first part of the season. He saw his first action on special teams and in short yardage situations at Philadelphia (10/27). The next week at Atlanta (11/3), he started at LG, a position he held for four games, before moving to LT and starting vs. TB (12/1). He started at LT for the rest of the season and helped the offense record three no-sack games in the final six, including playoffs. **1995:** As a blocking TE, Campbell made three catches for 32 yards. He started at that position vs. TB (10/1) and at Chicago (10/8) when the Panthers opened with two TEs. Against TB, his first career start, Campbell made his first NFL catch on a 10-yard completion from Kerry Collins. He started the following week against Chicago and had one catch for ten yards. He posted a career-long 12-yard catch vs. Indianapolis (12/3). **1994:** Campbell attended the Saints training camp and was signed to the team's practice squad before being waived (9/20). He was signed by Carolina on 12/15 as a long-shot TE.

College/Personal: Campbell was a four-year letterman at South Carolina, catching 24 passes for 231 yards. He was invited to the 1993 Senior Bowl. A native of North Augusta, SC, he graduated from North Augusta High, where he helped lead his team to a state 4A championship. He played in the 1989 Shrine Bowl after catching 38 passes for 691 yards and 10 TDs in his senior year en route to consensus all-state and All-America honors. He and his wife, Jeanene, have a son, Hunter.

MATT CAMPBELL

CAREER RECORD

Games-Starts: 69-58 - 1995 (10/2); 1996 (9/8); 1997 (16/14); 1998 (10/10); 1999 (10/10); 2000 (14/14).

Playoffs: 2-2 - 1996 (2-2).

Ben

Coleman

GUARD

62

9th Season
6'5", 332
Wake Forest
Born: May 18, 1971



Career Highlights:

- Started 94 of 118 career games and 76 of his last 80.
- Missed only four starts out of 64 games and appeared in all eight playoff contests playing for Jacksonville from 1996-99; started 54 straight games and missed just two snaps from 1996-98.
- Started 100th career game vs. Cleveland (12/19/99).
- Has played every position on the OL except for center.
- Awarded four game balls while playing for Jacksonville in 1997.
- Earned a game ball after making his first career start vs. the Vikings (10/2/94).

NFL Acquisition: Drafted by Arizona in 2nd round of 1993 (32nd overall).

How Acquired: Signed as a free agent on June 14, 2001.

2000 Season: Coleman, an unrestricted free agent, signed a one-year contract with SD on June 13, 2000. He started all 16 Chargers games at LT, the fourth time in his career he started each game.

Pro Career: **1999:** Coleman started twelve of 16 games at LG for the Jaguars. He started both playoff games at LT for the injured Tony Boselli. He saw action on special teams in Weeks 1-3, ending his streak of 54 straight starts. He returned to the starting lineup at LG in Week 4 and stayed there for the next twelve games. He started his 100th career game vs. Cleveland

(12/19). Coleman didn't start in the season-finale against Cincinnati but saw reserve action at both OT positions. **1998:** Coleman started all 16 regular-season games for the third straight season. He was one of only five players and just two on offense to start each regular-season game and both playoff games. He was the only OL who didn't miss a snap all season. He earned a game ball with the rest of the OL for their play vs. the Chiefs (9/13). He started at LG at Cincinnati (11/29) but moved to LT in the first quarter when Tony Boselli sprained an ankle, marking his first action there since the 1997 season-finale. He started at LT vs. Detroit (12/6) and returned to LG for the rest of the season. He started at LG in both playoff games, reaching 54 in straight starts for the Jaguars. **1997:** Coleman started all 16 regular-season games for the second straight season. He was one of nine players and only four on offense to start each regular-season game and the only playoff game. He started twelve games at LG and four at LT when Tony Boselli was injured. He earned a game ball with the rest of the OL and running back James Stewart after a 38-21 win over the Eagles (10/12). He moved to LT in the last series at Tennessee (11/2) when Boselli was injured. It marked his first action at tackle for the Jaguars, and he received another game ball along with the rest of the OL. He played in two plays at LT at Buffalo (12/14) and earned a third game ball. **1996:** Coleman started all 16 regular-season games at LG for the first time in his career. He also

started at LG in three playoff games. He didn't miss a snap all season. He received a game ball along with the rest of the OL after a game vs. the Bengals (12/1). He saw his first postseason action at Buffalo (12/28) and started three playoff games. **1995:** Coleman played the first four games for Arizona. But the Cardinals waived him on 9/26, and Jacksonville claimed him on 9/27 to replace FS Monty Grow. Coleman played in the Jaguars last ten games, starting five at RG. He made his first start vs. Seattle (11/2) for Tom Myslinski. He started the next week at TB but didn't start vs. Cincinnati (11/26). He started again at Denver, (12/3) vs. Indianapolis (12/10) and at Detroit (12/17). He didn't start in the season-finale. **1994:** Coleman started 13 of 15 games. He was inactive for opening day but was a backup in Weeks 2 and 3 at RG and LT. He made his first career start vs. Minnesota at RG (10/2) and earned a game ball. He started the next seven games at guard before moving to LT to replace the injured Luis Sharpe. He started the last five games at LT. **1993:** Coleman, the 32nd overall selection in the 1993 draft, played in twelve games for Arizona as a

reserve LG, RG and LT. He also saw action on the FG and PAT units. He sprained a knee at Dallas (1/14) and was inactive for four games.

College/Personal: As a senior at Wake Forest, Coleman started every game at LT and helped the Demon Deacons reach the Independence Bowl, their first bowl game since 1979. He earned First-Team Kodak All-American honors, voted on by the American Football Coaches Association. He was a Second-Team AP All-American. He also won the Jacobs Blocking Trophy as the premier blocker in the ACC. As a junior, he played in ten games as a backup at both OT slots. He began his career as a DL. Coleman teamed with current Redskins TE Walter Rasby for part of his career at Wake Forest. He also spent two months of the 1990-91 season with Wake Forest's basketball team. He majored in sociology. He played football at Parkview High School in South Hill, VA, and earned All-District lineman of year honors as a senior. He averaged 16 points and nine rebounds per game to also earned All-District honors in basketball. Coleman and his wife, Krista, have a daughter, Haley, and live in Ponte Vedra Beach, Fla.

BEN COLEMAN

CAREER RECORD

Games-Starts: 118-94 - 1993 Ariz (12-0); 1994 Ariz (15-13); 1995 Ariz/Jax (11-5);
 1996 Jax (16-16); 1997 Jax (16-16); 1998 Jax (16-16);
 1999 Jax (16-12); 2000 SD (16-12).
 Playoffs (8-8): 1996 (3-3); 1997 (1-1); 1998 (2-2); 1999 (2-2).

REDSKINS' 2001 ROAD HEADQUARTERS

Kansas City (pre-season)	Overland Park Marriott	913-451-8000
New England (pre-season)	The Providence Biltmore Hotel	401-421-0700
San Diego	San Diego Marriott Mission Valley	619-692-3800
Green Bay	Radisson Paper Valley Hotel	920-733-8000
New York	Hilton Hasbrouck Heights	201-288-6100
Dallas	Omni Dallas Park West	972-869-4300
Denver	Hyatt Regency Tech Center	303-779-1234
Philadelphia	Loews Philadelphia Hotel	215-627-1200
Arizona	Hilton Phoenix Airport	480-894-1600
New Orleans	DoubleTree Hotel Lakeside New Orleans	504-836-5253

Marco

Coleman

DEFENSIVE END

99

10th Season
6'3", 270
Georgia Tech
Born: Dec. 18, 1969



Career Highlights:

- Voted to first Pro Bowl in 2000 after career-high 12 sacks, 5.5 more than previous best.
- Named NFC Defensive Player of the Week after 11-tackle, 3.0-sack game vs. TB (10/1/00); 3.0 sacks tied his single-game career-best and 11 tackles were a season-high.
- Recorded at least a half-sack in first six games in 2000.
- Started all 16 games in 2000, for seventh season.
- Finished first on '99 Redskins in QB pressures (44) and second in sacks (6.5).
- Returned a fumble 42 yards for his first career score vs. NYG (11/21/99).
- Finalist in both 1999 and 2000 for The Quarterback Club Redskins Player of the Year Award.
- Led San Diego's defensive linemen in tackles three straight seasons (1996-98).
- Had postseason career-high 11 tackles vs. Buffalo in a 1995 Wild Card Playoff.
- Named NFL Rookie of the Year in 1992 by *Sports Illustrated*.

NFL Acquisition: Drafted by Miami in first round of 1992 (12th overall).

How Acquired: Signed as unrestricted free agent on June 3, 1999.

2000 Season: Coleman enjoyed the finest season of his nine-year career. The DE tallied a career-high twelve sacks and earned his first trip to the Pro Bowl. The sack total topped his previous career-high of 6.5 from both 1995 and 1999. He finished the season tied with Saints DE Joe Johnson and Broncos DT Trevor Pryce for

eighth in sacks. Coleman was a finalist, along with Bruce Smith, Champ Bailey and Stephen Davis, for The Quarterback Club Redskins Player of the Year Award. His sacks caused 94 yards in losses for opponents and sparked a defense rated No. 1 in the NFC and No. 4 in the NFL. He posted at least a half sack in each of the first six games and was named NFC Defensive Player of the Week after an eleven-tackle, three-sack game vs. TB in Week 5. His three sacks tied his single-game career-high set vs. Colts (10/25/92), and his eleven tackles were a season-high. He collected 62 tackles (42 solo) overall, the team's eighth-best mark, three passes defended and two forced fumbles. Coleman played right DE in his first eight seasons but moved to the left side in 2000 to accommodate Smith, a future Hall of Famer acquired in the off-season. Coleman made 2.5 sacks in the season-opening, 20-17 win over Carolina. He had four solo stops in Week 3 vs. Dallas. Following his Player of the Week honor, he sacked Eagles QB Donovan McNabb for an 8-yard loss on the second play in Week 6 and forced a fumble. By game's end, he led the NFC with nine sacks. He made three tackles and a half sack for a 4.5-yard loss in Week 11 at St. Louis and again rattled McNabb in Week 12, sacking him for a 7-yard loss and forcing another fumble. Coleman tallied six tackles (four solo) in Week 13 vs. NYG, six tackles and a five-yard sack in Week 14 at Dallas and four tackles (three solo) in Week 14 at Pittsburgh. He started all 16 games for the sixth time and has started 150 of 152 games overall.

Pro Career: **1999:** Coleman was the Redskins first key acquisition made under new Redskins owner Daniel M. Snyder, and the veteran DE didn't disappoint. He started at right end all season, finishing first on the team in QB pressures (44), second in

sacks (6.5) and tied for first in forced fumbles (three). He was eighth with 65 tackles and had 42 solos, 14 assists, and nine tackles-for-loss. He also recovered a fumble and returned it 42 yards for his first career TD. Coleman was one of five finalists for The Quarterback Club Redskins Player of the Year Award. He earned three game balls, one after Week 2 vs. NYG when he had four tackles (three solo), two pressures and a forced fumble. The next one came after a 27-20 win over NYJ in Week 3, when the entire defensive line was recognized for its play. Coleman collected five tackles (four solos) and two pressures. He had seven QB pressures in Week 4 vs. Carolina and eight QB pressures, 1.5 sacks, four tackles and three assists in Week 7 vs. Chicago. In Week 9 vs. the Eagles, he suffered a sprained cervical spine. He left the game but bounced back to start the next week vs. NYG and received his third game ball on three solo tackles, two assists, one sack, one tackle-for-loss and a recovered fumble he returned 42 yards for a TD and his first career score. He posted six solo stops, three tackles-for-loss and two QB pressures in Week 15 vs. SF. Coleman made four tackles in the Wild Card Playoff vs. Detroit and eight tackles (six solo) in the Divisional Playoff at TB, when the Redskins defense held the Bucs to 186 total yards. **1998:** Coleman propelled a SD defense that allowed just 263 yards and 71.3 yards rushing per game to claim the NFL's best overall defensive ranking. He led the team's defensive linemen in tackles for the third straight season with 51. He added 3.5 sacks and two fumble recoveries. He collected a season-high nine tackles and a sack in Week 14 at Seattle. **1997:** Coleman led SD's defensive linemen in tackles for a second straight season (48). He added two sacks, one INT and forced a team-high three fumbles. He recorded a season-high five tackles, a half sack and his first career INT at Saints in Week 2. He also had five tackles in both Week 7 at KC and Week 15 vs. KC. **1996:** Coleman made 42 tackles, four sacks and one forced fumble for SD, which signed him in the off-season as an unrestricted free agent from Miami. He had a season-high six tackles and a sack in Week 6 vs. Oakland on Monday night. **1995:** Coleman was seventh on Miami with 65 tackles and second with

6.5 sacks. He had a season-high nine stops and added a sack vs. Saints (10/15). He set a postseason career-high with eleven tackles vs. the Bills in a Wild Card Playoff (12/30). **1994:** Coleman finished with 66 tackles, six sacks, four forced fumbles and three passes defended. He had five or more tackles in eight games. He opened the season with eight tackles and a sack vs. NE. He recorded eight tackles, two sacks and one forced fumble at SD in an AFC playoff game (1/8/95). His two sacks tied a team playoff record. **1993:** Coleman had 54 tackles, 5.5 sacks, two forced fumbles and one pass defended. He had a season-high eight tackles and recorded a sack vs. Bills on 9/26. He fractured a hand vs. Skins (10/4) and was inactive vs. Cleveland the next week because of the injury. He returned vs. Colts (10/24) and made two tackles. He also made two tackles and 1.5 sacks vs. NE 11/21. **1992:** Coleman was named NFL Rookie of the Year by *Sports Illustrated* and Defensive Rookie of the Year by *Football News*. He finished with 84 tackles, six sacks and one forced fumble. His six sacks was the third-highest single-season sack total ever among Dolphins rookies. He started the season at OLB but moved to right DE for final twelve games. He posted 13 tackles and three sacks vs. Colts at his new position, followed by a six-tackle, two sack performance vs. NYJ. He was the first Dolphins rookie ever to have back-to-back games with two sacks. He tallied eleven tackles vs. Bills (11/16) and five tackles and one sack vs. Bills in the AFC Championship.

College/Personal: Coleman finished as Georgia Tech's all-time sack leader with 28 despite playing just three years. He earned All-ACC honors playing in eleven games in 1991, tallying 67 tackles, ten sacks and one fumble recovery. He helped lead GT to a share of the national championship as a sophomore in 1990 with 81 tackles and 13 sacks. He was named ACC Defensive Player of the Week after a twelve-tackle, five-sack performance vs. Maryland. He started all season as a redshirt freshman at OLB with 63 stops and five sacks. Born in Dayton, OH, Coleman was an All-Area linebacker at Patterson Co-Operative School in Dayton. He posted 84 tackles, 31.0 sacks, three forced fumbles, six fumble recoveries and a blocked PAT as a senior. He lettered three times in football and once in track. He performed a cameo role opposite actor Jim Carrey in the movie "Ace Ventura: Pet Detective." He, his wife, Katrina, and their children live in Atlanta during the off-season.

Single-Game Highs

Total Tackles: 13 vs. Ind (10/25/92)

Sacks: 3 vs. Ind (10/25/92);

3 vs.TB (10/1/00)

MARCO COLEMAN**CAREER RECORD**

		Solos	Asst	Total	Sack-Yds	Int-Yds	PD	FR-FF	G-S
1992	Miami	61	23	84	6-45	0	0	0-1	16-15
1993	Miami	35	19	54	5.5-44.5	0	1	0-2	15-15
1994	Miami	48	18	66	6-23	0	3	0-4	16-16
1995	Miami	37	28	65	6.5-49	0	4	0-0	16-16
1996	SD	34	8	42	4-41	0	0	0-1	16-15
1997	SD	41	7	48	2-13	1-2	1	0-3	16-16
1998	SD	46	5	51	3.5-21.5	0	0	2-0	16-16
1999	Wash	51	14	65	6.5-39.5	0	2	1-3	16-16
2000	Wash	42	20	62	12-94	0	3	0-2	16-16
Totals		395	142	537	52-370.5	1-2	14	3-16	143-141
Playoffs		30	8	38	3.0-13	0-0	0	0/2	9-9

Brett Conway

KICKER

5

5th Season
6'2", 207
Penn State
Born: March 8, 1975



Career Highlights:

- Converted 6 of 6 FGs and 8 of 8 PATs in 2000 playing for the Redskins, Jets and Raiders.
- Made 22 of 32 FGs and 49 of 50 PATs to lead the Skins in 1999 with 115 points, which ranked second in the NFC and eighth in the NFL.
- Made 10 FGs over 40 yards and three of 50 or longer in 1999.
- Kicked two game-winning FGs in 1999: a 31-yarder with :10 left in a 38-36 win over Carolina (10/3/99) and a 27-yarder in OT win over Eagles (11/14/99).

NFL Acquisition: Drafted by GB in third round of 1997 (90th overall).

How Acquired: Signed as a free agent on March 15, 2001.

2000 Season: Conway was perfect in his play last season, converting all six FG attempts and all eight PATs for 26 points. He played his first two games for the Redskins. He made a 21-yard FG with 5:38 to play that proved to be the difference in the Redskins season-opening, 20-17 win over Carolina. He also kicked a 24-yard FG and two PATs in that game. In Week 2, he kicked a 26-yard FG and a PAT at the Lions. Pain from a quadriceps injury he suffered in the pre-season continued to linger, and he was placed on inactive status for Week 3 vs. Dallas. He was waived the next week. He signed with Oakland on 11/12 and kicked a 19-yard FG and three PATs in Week 12 at New Orleans. He was inactive for Week 13 vs. Atlanta and was released. He signed with NYJ on 12/18 and played in the season-finale vs. Baltimore, making 19- and 40-yard FGs and both PAT attempts.

Pro Career: **1999:** Conway converted ten FGs past 40 yards, including a 48-yarder in the Divisional Playoff vs. Tampa Bay, and three of 50 or more. He was among the league's top kickers, converting 22 of 32 FGs and 49 of 50 PATs to finish with a team-high 115 points, the NFC's second-best mark. He was tied for eighth in the NFL in points with SD kicker John Carney. He also kicked two game-winning FGs: a 31-yarder with ten seconds left in regulation in the Skins 38-36 victory over Carolina in Week 4, and a 27-yarder in the Redskins 23-20 OT win over Philadelphia in Week 11. He opened the 1999 season blazing hot, hitting his first seven FGs and eleven of twelve. He received a game ball for converting three of three PATs and two of two FGs, including a 50-yarder, in Week 3 at the Jets. He tried three 50-yard FGs vs. Chicago (10/31), hitting from 50 and 51 yards; the 53-yard attempt was blocked. After a three-week period in which he connected on half of his 16 attempts, Conway hit on five of seven to close the season. In the Redskins 26-20 win over the 49ers in Week 15 that clinched the NFC East title, he ignited the Redskins comeback from a ten-point, fourth-quarter deficit by kicking a 34-yarder. Earlier in the game, he made a 47-yarder. He went two for two in FGs in both Redskins playoff games. **1998:** Conway, a free agent, was signed to the Redskins active roster on 11/13. He saw his first NFL action in Week 11 versus Arizona, handling all kickoff duties. He handled kick offs for the rest of the season. Before joining the Redskins in mid-season, Conway was traded by GB to NYJ in August. **1997:** Conway's rookie season never really started. He injured a leg midway through the preseason and spent the entire year on injured reserve.

College/Personal: A four-year letterman at Penn State, Conway was a First-Team All-Big Ten selection as a senior and was a two-time semifinalist for the Lou Groza Award, given annually to the nation's premier placekicker. He finished his career second on the school's all-time scoring list with 276 points, connecting on 45 of 61 FGs and 141 of 142 PATs. His 45 FGs were the second-most in school history, and he set a Big Ten record by making 129 straight PATs. As a senior, Conway led the Nittany Lions with 93 points, had two game-winning FGs and made a career-long 52-yarder versus Temple. He led the team in scoring with 85 points and was a Second-Team All-Big Ten selection as a junior. In his prep career, Conway was an All-State and All-America selection in soccer and football at Parkview High School in Lilburn, GA, where he earned three letters in football and four letters in soccer. He was also a *Parade* All-American and Second-Team *USA Today* selection as a senior. He converted four FGs of more than 50 yards in his junior and senior seasons, including a 58-yarder. His soccer team won the state title and was ranked third in the nation by *USA Today*. Conway hosts "Brett's Biker Bash," a motorcycle ride fundraiser benefitting kids with cancer. He lives in Reston, VA, during the season and in Southlake, TX, in the off-season.

SINGLE-GAME HIGHS

- FG Attempts: 6 vs NYG (11/21/99)
- FG Made: 3 vs NYG (11/21/99)
- Points: 12 vs Chi (10/31/99)
- Long: 51 vs Chi (10/31/99)

BRETT CONWAY						CAREER RECORD					
Year	1-19	20-29	30-39	40-49	50+	FGs	FG%	PATS	PAT%	Pts	G
1997 GB	0	0	0	0	0	0	0	0	0	0	0
1998 Wash	0	0	0	0	0	0	0	0	0	0	6
1999 Wash	0-0	7-9	6-7	6-7	3-9	22-32	68.7	49-50	98.0	115	16
2000 Wash	0-0	3-3	0-0	0-0	0-0	3-3	100	3-3	100	12	2
2000 Oak	1-1	0-0	0-0	0-0	0-0	1-1	100	3-3	100	6	1
2000 NYJ	1-1	0-0	0-0	1-1	0-0	2-2	100	2-2	100	8	1
Totals	2-2	10-12	6-7	7-8	3-9	28-38	73.7	57-58	98.3	141	26
Playoffs		0-0	2-2	1-2	1-1	0	4-5	80.0	4-4	100.0	16

Del

Cowsette

DEFENSIVE TACKLE

91

1st Season
6'1", 288
Maryland
Born: Sept. 3, 1977



Career Highlights:

- Maryland's Defensive MVP in 1999.
- Ended his Maryland career with 33 straight starts at nose tackle.
- Played in all 44 games of his college career.
- Collected 280 tackles and 13.0 sacks over four years at Maryland.
- Made a career-high 15 tackles vs. both Duke and NC State in 1998.

How Acquired: Selected in 7th round of 2000 draft (216th overall).

2000 Season: Member of the Redskins practice squad.

College/Personal: Cowsette finished a distinguished career at Maryland with 280 tackles (190 solo), 13.0 sacks and 31 tackles for a loss. He earned First-Team All-ACC honors as a senior after finishing the season tied for the team lead in sacks with six

(minus 39 yds), was second with eleven tackles for loss (minus 54 yards), and was fifth with 81 tackles. He recorded 96 tackles (62 solo, six for a loss) and was the squad's third-leading tackler as a junior. He also had three sacks on his way to earning the Tatum Award as Maryland's top lineman. He posted 62 tackles and two sacks as a sophomore and 40 tackles and two sacks as a freshman. He earned All-State and All-Midwest honors as a senior at Central Catholic High School in Cleveland, Ohio. He totaled 52 tackles, eight sacks, and five forced fumbles as a senior at Central Catholic. He also lettered four years in wrestling and won a state title. Cowsette participated in Redskins Rookies Read Program in 2000. He has been involved in the Read Across America Day as well as participating in the Redskins All-Stars community service initiative, and other Washington Redskins Leadership Council activities.

REDZONE DEFENSE

Washington's defense ranked number one in the NFL, at preventing touchdowns -allowing a League-low 29.55% of opponent Red Zone drives.

Of the 44 opponents' series that entered the red zone (inside the 20-yard line), only 13 were allowed to cross the goal line (six rushing, seven passing). The Redskins allowed a League-low two touchdowns on first-and-goal from five yards or less.

Washington limited their opponents to two touchdowns on seven attempts (28.57 percent) when they had first-and-goal from the five or less. The second-best team at limiting opponents was Philadelphia (50.0%).

Stephen Davis

RUNNING BACK

48

6th Season

6'0", 235

Auburn

Born: March 1, 1974



Career Highlights:

- Rushed for 1,318 yards in 2000, the third-most in NFC and his second-best season total, on a career-high 332 carries.
- Became fifth Redskin with back-to-back 1,000-yard rushing seasons; Terry Allen did it last in '95 and '96.
- Finished second in NFC in 2000 with 71 rushing first downs, and third in NFC with 83 first downs overall.
- Ran for eleven TDs in 2000, second-most in the NFC, and has 33 in his career, the fourth-most in team history.
- Has 3,538 career rushing yards, fifth-most in Redskins history.
- Set career-highs in 2000 with 33 catches and 333 receiving yards; total of 1,631 yards was seventh-highest in NFC.
- Set team-record and led NFC with 1,405 yards (third in NFL) in 1999 despite missing most of the last three games.
- Represented the Redskins on the NFC Pro Bowl team in 1999 and 2000.
- Led NFL with 4.8 average per carry and points for a non-kicker (104) in 1999.
- Tied for fifth in NFC in total yards gained (1,515) in 1999.
- Named The Quarterback Club Redskins Player of the Year in 1999, and was a finalist in 2000.
- Posted six 100-yard-plus rushing games in 1999, tying Larry Brown for the second-highest total of such games in one season in team history.

- Recorded career-high 76-yard run vs. Chicago (10/31/99) and career-high 189-yard rushing day vs. Arizona (12/12/99).
- Rushed 15 times for 119 yards and two TDs in the Wild Card Playoff vs. Detroit (1/08/00) after missing most of the previous three games due to a sprained ankle.

How Acquired: Drafted by Washington in 4th round of 1996 (103rd overall).

2000 Season: Davis helped fuel the NFC's fifth-rated offense. He rushed for 1,318 yards, third-best in the NFC, on a career-high 332 carries (4.0 avg.). He also gained 313 receiving yards on 33 catches, both career-high numbers. His total yards (1,631) was seventh-best in the NFC. He also became the fifth Redskin with back-to-back 1,000-yard rushing seasons; Terry Allen last did it in 1995 and 1996. He now has 3,538 career rushing yards, the fifth-best mark in Redskins history and one spot behind Earnest Byner (3,950). Davis also ran for eleven TDs, the second-most in the NFC, and has 33 on the ground in his career, the fourth-most ever for a Redskin. He scored 66 points, all on the ground, and has 28 TDs in his last 29 starts. He was second in the NFC with 71 rushing first downs and third in the NFC with 83 first downs overall. He converted seven of eleven third-down situations. He posted five 100-yard games, the first one in the season-opener vs. Carolina, when he rushed 23 times for 133 yards and scored on a two-yard run to cap the season's first drive. He had a solid all-around game in Week 3 vs. Dallas, gaining 91 yards on 25 carries with TDs on seven- and one-yard runs and catching a season-

high five passes for a team-high 54 yards and three first downs. Two weeks later vs. TB, he rushed for a season-high 141 yards on 28 carries, including a season-long 50-yard TD run in the second quarter. It was the longest run the Bucs defense allowed all season. It was also the first of six straight games in which he scored. Davis rushed 23 times for 84 yards and scored on a twelve-yard TD run at the Eagles in Week 6. He added three catches for 37 yards. The next week vs. Baltimore, he gained 91 yards on 21 rushes and ripped off a 33-yard TD run in the fourth quarter that broke open a 3-3 game in the Redskins 10-3 victory. It was the longest rush Baltimore allowed in 2000. In Week 8 at Jacksonville, he ran 24 times for 114 yards, scoring on a one-yard run on the game's first drive and a 16-yard run in the fourth period that sealed the 33-16 Redskins victory. He ran 30 times for 124 yards with a one-yard TD in Week 10 at Arizona and caught two passes for 62 yards, including a career-long 39-yarder. Davis carried 19 times for 85 yards and caught three passes for 21 yards in Week 11 at St. Louis but suffered a hairline fracture of his right forearm while making a block. He returned to the game for six more carries but was ruled inactive for the next game vs. Philadelphia. He was third in the NFL with 1,073 yards rushing at the time. He wore a protective arm cast for the last four games and averaged only 42 yards in Weeks 13, 14 and 15. But in the season-finale, he rushed for 100 yards on 27 carries with a long of 22. It was the 11th time in his career he topped 100 yards.

Pro Career: 1999: Davis rushed for 1,405 yards, first in the NFC and third in the NFL behind the Colts Edgerrin James (1,553) and NYJ Curtis Martin (1,464). His yardage total was a Redskins single-season record, surpassing Terry Allen's mark of 1,353 yards in 1996. Davis also led the NFL with a 4.8 average per carry and 104 points, the most by a RB. He rushed for all of his TDs (17) and ran for a two-point conversion. He also gained 111 yards receiving and finished tied for fifth in the NFC with the Cowboys Emmitt Smith for total yards gained (1,515). He was named to the NFC Pro Bowl Team and received The Quarterback Club Redskins Player of the Year Award. After earning the starting RB position in training camp, he posted six 100-yard-plus rushing games, the first on opening day vs. Dallas, when he ran for a then career-high 109 yards. It was the first time a Redskins back ran for more than 100 yards in a game since Terry Allen in

Week 9 of 1997 vs. the Bears. The next week, Davis ran for 126 yards on 23 carries and tied a Redskins single-game record with three TDs. He was the first Redskin to record consecutive 100-yard-plus rushing days since Reggie Brooks in Weeks 7 and 8 in 1993. In Week 7 vs. Chicago, he ripped off a 76-yard TD run to ignite the Skins in their 48-22 win. He ran for 143 yards and two TDs on the day. After a season-low 33 yards in Week 8 vs. Buffalo, he rushed for 122 yards on 25 carries and two TDs in Week 9 at Philadelphia. He then rushed for 183 yards in Week 10 vs. the Giants, surpassing the 1,000-yard mark. He was named NFC Offensive Player of the Week and received a game ball. He rushed for a career-high 189 yards in Week 13 vs. Arizona. It was his sixth 100-yard-plus rushing game, tying him with Redskins great Larry Brown for the second-highest total of such games in team history. (Brown did it six times in 1970 and 1972, and Bob Goode did it seven times in 1951.) At the time, Davis led the NFL with 1,335 yards and appeared headed to the league rushing title. But after gaining 70 yards in Week 14 at Indianapolis, he sprained his left ankle early in the second quarter and left the game. He was ruled inactive for the final two regular-season games. He returned with a bang in the Redskins 27-14 win over Detroit in the NFC Wild Card Playoff, rushing 15 times for 119 yards and two TDs before leaving the game with a sprained right knee midway in the second quarter. His 58-yard run tied for the longest run in Redskins post-season history with Timmy Smith, who had a 58-yarder in Super Bowl XXII in January 1988. In all, Davis sparked the Redskins to a 223-yard rushing day, the third-highest total in the team's postseason history. 1998: Davis' playing time increased dramatically. He played in all 16 games and started twelve, including eleven at FB. He began the season as the back-up to RB Terry Allen. In the first four weeks, he carried the ball eight times for 25 yards. But in Week 5 vs. Dallas, he moved to FB and proved to be versatile in the Redskins backfield. Besides adjusting to his role as the lead blocker for Allen and Skip Hicks, he became a threat to catch the ball out of the backfield with his speed and good hands. In Week 8 vs. the Giants, he led the team in receiving with five catches for 65 yards, including a twelve-yard TD catch that helped the Redskins notch their first victory. It was his first TD of the season and his first career TD catch. Perhaps his best game of the season was in Week 12, when he was integral in a victory over

Oakland. He led all receivers for the second time that season, amassing seven catches for 110 yards, including a 19-yard strike for his second TD. He added a career-long catch of 30 yards. He had four catches for 62 yards in the Redskins win over Carolina in Week 14. He started at RB in Week 16 vs. Dallas due to injuries to Allen and Hicks. He rushed 17 times for 70 yards. For the season, Davis recorded career-highs of 21 catches for 263 yards and two TDs. He also rushed 34 times for 109 yards. He made five tackles and 21 blocks on special teams. His biggest play on special teams came in Week 9 vs. the Cardinals. He recovered a Redskins on-side kick with 1:04 left in the game that led to the go-ahead FG with :35 left. **1997:** With Terry Allen in and out of the lineup due to nagging injuries, Davis' playing time rose from his rookie season. He rushed for 567 yards and three TDs on 141 carries. He was also a receiving threat, catching 18 passes for 134 yards. He got his first NFL start in Week 2 vs. the Steelers due to an Allen thumb injury in the game before. Davis had respectable numbers in the Week 2 loss, rushing 17 times for 66 yards with two catches for 20 yards. His big moment came in a Week 6 showdown with the Cowboys on Monday night. After Allen was injured early, Davis stepped in and rushed 22 times for 94 yards and two scores, helping lead the Redskins to victory. Davis started vs. the Oilers in Week 7 (13 rushes, 45 yards) and the Ravens in Week 8 (17 rushes, 59 yards). After returning to a reserve role for a few weeks, he started in Week 14 vs. the Cardinals in a must-win game, leading the team in rushing (20 carries, 92 yards) and receiving (six catches, 27 yards). He also started in Week 15 vs. NYG (ten carries, 41 yards) and in the season-finale vs. the Eagles (twelve rushes, 65 yards, one TD). **1996:** Davis showed glimpses of brilliance playing behind Pro Bowler Terry Allen. He rushed 23 times for 139 yards (6.0 avg.). His 39-yard TD run vs. NYG was the team's

second-longest run of the year. In the RFK Stadium finale, Davis came in late to rush eight times for 35 yards and his second career TD.

College/Personal: Davis gained 1,068 yards (5.9 avg.) and scored 14 TDs as a senior at Auburn. He was a consensus All-SEC First-Team choice. He tallied 17 TDs on the year, tying Bo Jackson's single-season school record. Davis ended his Auburn career fourth on the school's all-time rushing list with 2,811 yards, trailing Joe Cribbs, James Brooks and Jackson. An All-SEC First-Team pick by *Football News* and AP as a junior, Davis led the Tigers with 221 carries for 1,263 yards (5.7 avg.) and 13 TDs. He was named SEC Offensive Player of the Week after gaining a career-high 246 yards on 27 carries with TD runs of 1, 24 and 53 yards in a win over Arkansas. He saw backup action in nine games as a sophomore, gaining 480 yards on 87 carries (5.5 avg.) with three TDs. In his first college action, Davis gained 125 yards on 18 attempts with two TDs. He arrived at Auburn with fanfare. He was *Football News* National Player of the Year and *USA Today* Offensive Player of the Year as a senior at Spartanburg (S.C.) High School. He ran for a school-record 2,448 yards (9.2 avg.) and 32 TDs as a senior, leading the team to the Class 4A state title. His final prep numbers were 4,501 yards on 535 carries with 53 TDs and 5,425 all-purpose yards. In the state title game as a senior, he rushed 30 times for 230 yards and two scores. At Spartanburg, Davis won the state 100-meter dash title twice. He graduated with a degree in vocational education from Auburn. In 1999, Davis spearheaded the Redskins "Hometown Huddle" project with Habitat for Humanity when he helped build a home in Washington, D.C. He and his wife, Dee Dee, live in Herndon, Va. He has four children: Dentia, Sherrell, Stephen Jr. and Stephanie. During the off-season, the Davis family resides in Blythewood, SC.

	STEPHEN DAVIS					CAREER RECORD					
	Rush	Yds	Avg	Lg	TD	Rec	Yds	Avg	Lg	TD	G-S
1996	23	139	6.0	39	2	0	0	0	0	0	12-0
1997	141	567	4.0	18	3	18	134	7.4	19	0	14-6
1998	34	109	3.2	12	0	21	263	12.5	30	2	16-12
1999	290	1,405	4.8	76	17	23	111	4.8	21	0	14-14
2000	332	1,318	4.0	50	11	33	313	9.5	39	0	15-15
Totals	820	3,538	4.3	76	33	74	821	11.1	39	2	68-47
Playoffs	32	156	4.9	58	2	3	26	8.7	15	0	2-2

1996		RUSHING				RECEIVING			
Date	Opponent	No	Yds	LG	TD	No	Yds	LG	TD
Sept. 1	Philadelphia				Did Not Play				
Sept. 8	Chicago				Did Not Play				
Sept. 15	at NY Giants	6	57	39t	1	0	0	0	0
Sept. 22	at St. Louis	0	0	0	0	0	0	0	0
Sept. 29	NY Jets	0	0	0	0	0	0	0	0
Oct. 13	at New England	0	0	0	0	0	0	0	0
Oct. 20	NY Giants	0	0	0	0	0	0	0	0
Oct. 27	Indianapolis	4	25	9	0	0	0	0	0
Nov. 3	at Buffalo	5	22	9	0	0	0	0	0
Nov. 10	Arizona	0	0	0	0	0	0	0	0
Nov. 17	at Philadelphia	0	0	0	0	0	0	0	0
Nov. 24	San Francisco	0	0	0	0	0	0	0	0
Nov. 28	at Dallas				Did Not Play				
Dec. 8	at Tampa Bay				Did Not Play				
Dec. 15	at Arizona	0	0	0	0	0	0	0	0
Dec. 22	Dallas	8	35	7	1	0	0	0	0
Totals		23	139	39t	2	0	0	0	0

1997		RUSHING				RECEIVING			
Date	Opponent	No	Yds	LG	TD	No	Yds	LG	TD
Aug. 31	at Carolina	12	55	17	0	0	0	0	0
Sept. 7	at Pittsburgh	17	66	18	0	2	20	12	0
Sept. 14	Arizona	0	0	0	0	0	0	0	0
Sept. 28	Jacksonville				Inactive				
Oct. 5	at Philadelphia	0	0	0	0	0	0	0	0
Oct. 13	Dallas	22	94	18	2	1	4	4	0
Oct. 19	at Tennessee	13	45	14	0	2	29	17	0
Oct. 26	Baltimore	17	59	18	0	0	0	0	0
Nov. 2	at Chicago	12	41	10	0	0	0	0	0
Nov. 9	Detroit	3	2	2	0	1	19	19	0
Nov. 16	at Dallas	0	0	0	0	0	0	0	0
Nov. 23	NY Giants	0	0	0	0	0	0	0	0
Nov. 30	St. Louis	3	7	3	0	1	15	15	0
Dec. 7	at Arizona	20	92	18	0	6	27	15	0
Dec. 13	at NY Giants	10	41	6	0	3	23	14	0
Dec. 21	Philadelphia	12	65	18	1	2	-3	-1	0
Totals		141	567	18	3	18	134	19	0

1998		RUSHING				RECEIVING			
Date	Opponent	No	Yds	LG	TD	No	Yds	LG	TD
Sept. 6	at NY Giants	2	2	3	0	0	0	0	0
Sept. 14	San Francisco	4	18	12	0	0	0	0	0
Sept. 20	at Seattle	0	0	0	0	0	0	0	0
Sept. 27	Denver	2	5	5	0	1	5	5	0
Oct. 5	Dallas	0	0	0	0	0	0	0	0
Oct. 11	at Philadelphia	0	0	0	0	1	7	7	0
Oct. 18	at Minnesota	0	0	0	0	1	8	8	0
Nov. 1	NY Giants	1	-1	-1	0	5	65	24	1
Nov. 8	at Arizona	2	1	1	0	1	5	5	0
Nov. 15	Philadelphia	1	4	4	0	0	0	0	0
Nov. 22	Arizona	1	5	5	0	0	0	0	0
Nov. 29	at Oakland	2	3	3	0	7	110	30	1
Dec. 6	San Diego	1	0	0	0	0	0	0	0
Dec. 13	at Carolina	1	2	2	0	4	62	21	0
Dec. 19	Tampa Bay	0	0	0	0	0	0	0	0
Dec. 27	at Dallas	17	70	11	0	1	1	1	0
Totals		34	109	12	0	21	263	30	2

1999		RUSHING				RECEIVING			
Date	Opponent	No	Yds	LG	TD	No	Yds	LG	TD
Sept. 12	Dallas	24	109	22	2	1	5	5	0
Sept. 19	at NY Giants	23	126	24	3	1	5	5	0
Sept. 26	at NY Jets	24	93	13	3	1	8	8	0
Oct. 3	Carolina	21	72	12	1		None		
Oct. 17	at Arizona	18	91	24	0	1	2	2	0
Oct. 24	at Dallas	14	62	12	0	5	20	10	0
Oct. 31	Chicago	12	143	76	2	2	26	18	0
Nov. 7	Buffalo	9	33	11	1	2	27	21	0
Nov. 14	at Philadelphia	25	122	14	2	1	8	8	0
Nov. 21	NY Giants	33	183	49	1	3	5	6	0
Nov. 28	Philadelphia	24	61	12	1	1	-3	-3	0
Dec. 5	at Detroit	12	51	10	0	5	8	6	0
Dec. 12	Arizona	37	189	50	1		None		
Dec. 19	at Indianapolis	14	70	11	0		None		
Dec. 26	at San Francisco		Inactive						
Jan. 2	Miami		Inactive						
Totals		290	1,405	76	17	23	111	21	0

Playoffs

Jan. 8	Detroit	15	119	58	2	0	0	0	0
Jan. 15	at TB	17	37	12	0	3	26	15	0

2000		RUSHING				RECEIVING			
Date	Opponent	No	Yds	LG	TD	No	Yds	LG	TD
Sept. 3	Carolina	23	133		1	4	37		0
Sept. 10	at Detroit	17	59		0	4	37		0
Sept. 18	Dallas	25	91		2	5	54		0
Oct. 1	TB	28	141	50	1	1	5	0	
Oct. 8	at Phil	23	84		1	3	37	0	
Oct. 15	Baltimore	21	91	33	1	1	5		0
Oct. 22	at Jackson	24	114		2		None		
Oct. 30	Tennessee	21	62		1	1	2		0
Nov. 5	at Arizona	30	124		1	2	62	39	0
Nov. 20	at St. Louis	19	85		0	3	21		0
Nov. 26	Phil		Inactive						
Dec. 3	NYG	12	29		0	4	21	0	
Dec. 10	at Dallas	16	57		1	1	7		0
Dec. 16	at Pitt	16	39		0	2	12		0
Dec. 24	Arizona	27	120	22	0	3	22		0
Totals		332	1,318	50	11	33	313	39	0

Single-Game Highs

Rushing Att: 37 vs Ariz (12/12/99)
 Rushing Yds: 189 vs Ariz (12/12/99)
 Rushing TDs: 3 @ NYG (9/19/99);
 @ NYJ (9/26/99)
 Long Run: 79 vs Chi (10/31/99)
 Catches: 7 @ Oak (11/29/98)
 Receiving Yrds: 110 @ Oak (1/29/98)

REDSKINS RUSHING

Stephen Davis rushed for 1,318 yards in 2000, moving up to fifth all-time in Redskins history for most career rushing yards gained:

	Years	Yards
1.	John Riggins 1976-79, 81-81	7,472
2.	Larry Brown 1969-76	5,875
3.	Terry Allen 1995-98	4,086
4.	Earnest Byner 1989-93	3,950
5.	Stephen Davis 1996-00	3,538

Jerry

DeLoach

DEFENSIVE TACKLE

92

1st Season
6'2", 315
California
Born: July 17, 1977



How Acquired: Signed by Washington as an undrafted free agent on Aug. 28, 2000.

2000 Season: DeLoach spent the entire season on the practice squad.

College/Personal: DeLoach played in the first two games as a senior at Cal in 1999, but a neck-shoulder injury limited him to handful of plays in the last nine games. Entering his senior year, he was ranked by The Sporting News as the nation's fifth-best

DT. He was invited to play in the All-Star Gridiron Classic in January 2000, as well as the Shrine and Senior Bowls. He made eight tackles for a loss in 1998 and ranked second among Cal's DTs with five tackles-for-loss in 1997. He played in all 12 games for Cal in 1996 and made 45 tackles. He redshirted in 1995 while on the scout team. He majored in biology and sociology. He earned a 3.8 GPA at Valley High in California.


Mark

Fischer

CENTER

51

4th Season
6'3", 303
Purdue
Born: July 29, 1974



Career Highlights:

- One of four Redskins to start all 16 games on offense; played every snap of the 2000 season.
- Saw his first NFL action in Week 11 of 1998 against the Cardinals.

How Acquired: Drafted by Washington in 5th round of 1998 (140th overall).

2000 Season: Fischer stepped into the starting role at center after Cory Raymer injured his knee in training camp and was lost for the season. He started all 16 games, one of only four Redskins on offense to do

so. He opened holes for RB Stephen Davis to rush for 1,318 yards. In his first career start in Week 1 vs. Carolina, Fischer helped hold the Panthers defense, led by all-time NFL sack leader Reggie White, to no sacks.

Pro Career: 1999: Fischer saw his only action in the Divisional Playoff at TB (1/15/00), playing on special teams. He dressed but didn't play in three regular-season games and was inactive the rest of the season. **1998:** Fischer broke his fibula in training camp and was ruled inactive for the first nine games. He was activated in Week 10 vs. Philadelphia but didn't play. He saw his first NFL action in Week 11 vs. Arizona on special teams. He played the rest of the season on special teams.

College/Personal: Fischer earned All-Big Ten and Academic All-Big Ten honors for the fourth straight year in 1997. He also earned All-Big 10 Honorable Mention honors as a junior and sophomore. As a junior, he started the first six games at left guard before playing left tackle the rest of the season. He played left guard as a sophomore and was a reserve guard as a redshirt freshman. Fischer was an All-Greater Cincinnati, All-Academic, All-City and All-District First-Team selection as a senior at LaSalle High School. He also received All-State Second-Team honors. He lettered in track and put forth a personal best of 58 feet in the shot put. He lives in Ashburn, VA with his wife, Angie, and son, Carson.

MARK FISCHER

CAREER RECORD

Games-Starts: 22-16 - 1998 (6-0); 1999 (0-0); 2000 (16-16)

Playoffs 1-0: 1999 (1-0)

Zeron

Flemister

TIGHT END

89

2nd Season

6'4", 249

Iowa

Born: September 8, 1976



Career Highlights:

- Made his first NFL reception, an 8-yard gain, on the fourth play of the 2000 season.

How Acquired: Signed by Washington as an undrafted free agent on April 23, 2000.

2000 Season: Flemister played in five games as a rookie and made his first NFL catch, an 8-yard gain, on the fourth play of Week 1 vs. Dallas. He was inactive for two games and played again at NYG in Week 4 before being inactive for the next nine contests. He saw significant action on all special teams units in the final three games at Dallas (12/10), at Pittsburgh (12/16)

and vs. Arizona (12/24). He made two solo tackles on special teams.

College/Personal: Flemister started all seven games that he played for Iowa in 1999, missing four due to a pinched nerve. He played in three postseason All-Star games. He caught five passes for 69 yards as a junior. He sat out the 1997 season after earning his first letter in 1996, seeing action at TE and on special teams. He redshirted in 1995. He majored in sport, health leisure and physical studies. Flemister was team captain and MVP as a senior at West High School in Sioux City, IO. He set a school and city single-game rushing record of 326 yards. He also lettered in track and field and baseball.

Derrick Fletcher

GUARD

65

3rd Season
6'6", 350
Baylor
Born: September 9,
1975



NFL Acquisition: Drafted by New England in fifth round of 1999 (154th overall).

How Acquired: Signed as a free agent on Oct. 3, 2000.

2000 Season: Fletcher started for NE in Week 1 vs. TB and Week 2 at NYJ. He was signed by the Skins on Oct. 3 after RG Tre Johnson suffered a season-ending knee injury vs. TB on Oct. 1. Fletcher was inactive for the next nine games before playing as a tackle on a short-yardage play at the Steelers in Week 15. He was inactive for the season-finale vs. Arizona.

Pro Career: 1999: Fletcher was on the NE roster for 15 games. He dressed in Week 7 vs. Denver but didn't play.

College/Personal: Fletcher was a four-year letterman at Baylor, starting all 22 games in his final two seasons, 11 at tackle and 11 at guard. As a senior in 1998, he was voted a Third-Team All-American and an All-Big 12 First-Team selection. He started four of 21 games at nose guard in his first two seasons before switching to offensive line as a junior. Fletcher and his wife, Nicholette, live in Ashburn, VA.

Jeff George

QUARTERBACK

3

11th Season
6'4", 214
Illinois
Born: Dec. 8, 1967



Career Highlights:

- Led NFL quarterbacks in 2000 in fourth-quarter attempts without an INT (74).
- Posted a Monday Night Football season-high passer rating of 111.0 at St. Louis (11/5/00).
- Posted 94.2 QB rating in 1999, NFL's third-best mark, behind Rams Kurt Warner (109.2) and Carolina's Steve Beuerlein (94.6).
- Set Vikings postseason records for passing attempts (50), passing yards (424) and TDs (four) in 1999 Divisional Playoff at St. Louis.
- Amassed NFL-high 3,917 yards passing in 1997 and was second with a career-high 29 TD passes.
- Set career-highs for completions (336), attempts (557) and yards (4,143) in 1995, and a career-low in INTs (11).

- Threw 279 passes without an INT in 1993-94, the third-most in NFL history behind Bernie Kosar (308) and Bart Starr (294).
- Named NFL Rookie of the Year in 1990.

NFL Acquisition: Drafted by Indianapolis in first round of 1990 (1st overall).

How Acquired: Signed by the Redskins as a free agent on April 10, 2000.

2000 Season: George started five of the last seven games, completing 113 of 194 passes (79.6 completion percentage) for 1,389 yards with seven TDs and six INTs. He led NFL QBs in fourth quarter attempts without an INT (74) and posted an 81.1 passer rating. He did not play in the first nine games, and made his first start in Week 10 at Arizona due to an injury to Brad Johnson. He completed 20 of 39 passes for 276 yards with two INTs. He started the next week at St. Louis and turned in his best game of the season. He completed 24 of 34 passes for 269 yards and three TDs in the Redskins 39-20 win. His 111.0 passer rating was a Monday Night Football season-high, and his 70.6 completion percentage was a personal season-high. He connected with eight different receivers and threw TDs to Irving Fryar (34 yards), James Thrash (19) and Larry Centers (3). He scrambled 14 yards on a third-and-eight for his second-longest career run. It was George's 46th career win as a starter. He stayed hot the next week vs. Philadelphia, completing 25 of 43 passes for 288 yards and two TDs (93.9 passer rating). He hit Thrash with a season-long, 50-yard completion that helped set up Eddie Murray's 44-yard FG attempt with 1:21 left. The kick fell short in the Skins 23-20 loss. George didn't start the next week vs. NYG but entered the game with 8:02 left in the fourth quarter and the Skins trailing 9-0. He then led the team's longest drive of the season (97 yards), which ended with a five-yard TD pass to Fryar. He next drove the team 56 yards to set up Murray's 49-yard FG attempt with :56 left, which fell short. Overall, he posted a 100.0 rating after completing ten of 18 passes for 143 yards. George returned to the starting role in Week 14 at Dallas, connecting on 19 of 33 passes for 235 yards with a TD and INT. He started at Pittsburgh in Week 15, completing 15 of 27 passes for 178 yards with two INTs. He left the game early in the fourth quarter with a back injury. He was designated the third

quarterback in the season-finale vs. Arizona due to that injury.

Pro Career: 1999: George inherited the Vikings starting QB job from an injured Randall Cunningham in the sixth game and proceeded to post the highest QB rating of his ten-year career (94.2), and third-best in the NFL that season. His 94.2 mark was the second-best in Vikings history behind Cunningham's 106.0 in 1998. Overall, George completed 191 of 329 passes (58.1 completion) for 2,816 yards with 23 TDs and twelve INTs. He guided the 10-6 Vikings to the second round of the playoffs, where they lost to St. Louis, 49-37. He became the first Vikings QB to win his first five starts: vs. SF (10/24), at Denver (10/31), vs. Dallas (11/8), at Chicago (11/14) and vs. SD (11/28). He was named NFC Offensive Player of the Week for his game vs. the 49ers, when he completed 15 of 28 passes for 250 yards and three TDs. He threw four TDs for the fourth time in his career at Chicago, matching his career-high. He had his first back-to-back 300-yard performances ever against Chicago and SD with 363 and 374 yards, respectively. His 374 yards at Chicago was his second-best performance ever. He also threw four TDs vs. SD. He set Vikings post-season records for passing attempts (50), passing yards (424) and TD passes (four) in the Divisional Playoff at St. Louis. He posted the second-best QB rating in team post-season history (117.4) vs. Dallas in the Wild Card game. He threw the third-longest TD pass in Vikings postseason history, 58 yards to Randy Moss, vs. the Cowboys. He became only the third Vikings QB to throw at least three TD passes in a post-season game, along with Fran Tarkenton and Cunningham. **1998:** George started seven games and led the Raiders to road wins over NFC Playoff teams Dallas and Arizona. He suffered a groin injury at Arizona (10/4) and was inactive for nine games. He threw for 303 yards vs. the Giants (9/13), connecting on 25 of 44 passes with one TD in his best game. He completed 19 of 31 passes for 270 yards in a season-opening loss at Kansas City (9/6) and was sacked 10 times. He went 16 of 28 for 188 yards and a TD in a loss to Denver (9/20). He hit James Jett for a 75-yard TD in a 13-12 win at Dallas (9/27), completing 12 of 20 passes for 171 yards. In his last game, he completed seven of 15 passes for 65 yards vs. Washington (11/29). **1997:** In his first season in Oakland, George led the AFC with a 91.2 QB rating. He completed 290 of 521 passes for an NFL-best 3,917 yards with

a career-high 29 TD passes, second to Brett Favre's 35. He was the fourth Raiders QB to throw for more than 3,000 yards. His 531 attempts and 3,917 passing yards were Raiders records. He also had an INT percentage of 1.7, the lowest in the NFL among QBs with more than 500 attempts. He ended the season with two games with more than 300 yards passing. He threw a TD pass in all but three games and completed ten passes of 40-plus yards. He shared the Raiders Commitment to Excellence Award with Tim Brown and Russell Maryland. He started his first game in Oakland at Tennessee (8/31) and completed 21 of 37 passes for 298 yards with TD passes of 59, 27 and 16 yards. **1996:** George was frustrated in his last year in Atlanta. He completed 56 of 99 passes for 698 yards and three TDs in three games. He missed the last 13 games after the Falcons suspended him for four games - breaking his streak of 46 straight starts - and then released him. He began the season ranked 15th all-time in career passing accuracy and eighth in lowest INT percentage. **1995:** George had the best statistical season of his career while with Atlanta. He completed 336 of 557 passes for 4,143 yards, 24 TDs, eleven INTs and a 89.5 QB rating. His completions, attempts and yardage totals were career-highs, and his INT total was a career-low. His yardage total was also an Atlanta team record. He led the Falcons to the playoffs as a Wild Card entrant. He tallied four 300-yard games and completed 58 passes of 20-plus yards, ranking second in the NFL. He also completed 100 straight passes without an INT. **1994:** Indianapolis traded George to Atlanta on 3/24, for two first-round draft choices and a third-round choice. He responded by completing 322 of 524 passes for 3,735 yards and 23 TDs. He completed his 279th straight pass without an INT, the third-longest such streak in NFL history. **1993:** George completed 234 of 407 passes for 2,526 yards, eight TDs and six INTs for the Colts. He posted a 57.6 completion percentage, and his 1.5 INT percentage was

second-best in the NFL. He set a Colts single-game record for most attempts (37) and completions (59) in a game vs. Washington. He completed 202 passes without an INT, snapping a team record held by Johnny Unitas. **1992:** George started only 10 games, snapping his consecutive starts streak at 25. He threw for 1,963 yards, completing 167 of 306 passes with seven TDs. **1991:** George started every game for Indianapolis, completing 292 of 485 passes for 2,910 yards. He set a team record by completing at least 50 percent of his passes in 14 straight games. His 60.2 completion percentage was second-highest in club history, and his 2.5 INT percentage was fourth-lowest in team history. **1990:** After Indianapolis took George with the No. 1 overall pick in the 1990 draft, he earned Rookie of the Year honors after completing 181 of 334 passes (54.2 completion) for 2,152 yards and 16 TDs. His INT total of 13 was the lowest for a rookie with at least 300 attempts, topping Joe Namath's mark.

College/Personal: George began his college career at Purdue before transferring to Illinois, where he went 20-4 as a starter. He was third on Illinois' all-time passing list with 4,674 yards, completing 428 of 714 passes with 28 TDs. He was a First-Team, All-Big 10 pick as a junior after leading the conference in passing, averaging more than 240 yards per game. He entered the NFL after his junior year. He majored in speech communications while at Illinois. George is a native of Indianapolis. He led Warren Central High School to state football championships in 1984 and 1985, a period when the team won 28 straight games. He threw for 8,126 yards and 94 TDs. He once threw six TDs in a game and totaled 45 as a senior. He was named National Prep Player of the Year in his last high school season. He was also a baseball and basketball standout. He and his wife, Theresa, live in Indianapolis during the off-season, with their three children.

Formula for QB Rating

"Quarterback Rating" is the most complicated of the NFL's official statistics. The formula uses five factors: attempts, completions, gross yardage, touchdowns and interceptions. It was designed so that a score of 100 would mean "great", with 90 as "very good", 80 as "good" - similar to an A-B-C grading scale. It is possible to score over 100, a feat accomplished in 2000 by Redskins QB Jeff George (11/20 111.0, 12/3 100.0).

Here's the formula which works when entered into Microsoft Excel. Be careful, there are 196 characters which must be typed perfectly, without any spaces, in order to calculate correctly:

$$=(\text{ROUND}(\frac{((\text{MAX}(\text{MIN}(2.375, ((\text{B1} * 100) / \text{A1}) - 30) * (0.05)), 0)) + (\text{MAX}(\text{MIN}(2.375, ((\text{D1} * 100) / \text{A1}) * (0.2)), 0)), 0)) + (\text{MAX}(\text{MIN}(2.375, (((\text{E1} * 100) / \text{A1}) - 9.5) * (-0.25)), 0)) + \text{MAX}(\text{MIN}(2.375, ((\text{C1} / \text{A1}) - 3) * (0.25)), 0)) * 100) / 6), 1))$$

A1 = attempts; B1 = completions; C1 = gross yards; D1 = touchdowns; E1 = interceptions

JEFF GEORGE

CAREER RECORD

	Att	Comp	Yards	Pct.	TD	Int.	Lg	Sck/Yds	Rating	G-S
1990 Ind	334	181	2,152	54.2	16	13	75	37/320	73.8	13-12
1991 Ind	485	292	2,910	60.2	10	12	49	56/481	73.8	16-16
1992 Ind	306	167	1,963	54.6	7	15	57	27/188	61.5	10-10
1993 Ind	407	234	2,526	57.5	8	6	72	26/190	76.3	13-11
1994 Atl	524	322	3,734	61.5	23	18	85	32/206	83.3	16-16
1995 Atl	557	336	4,143	60.3	24	11	62	43/270	89.5	16-16
1996 Atl	99	56	698	56.6	3	3	67	11/84	76.1	3-3
1997 Oak	521	290	3,917	55.7	29	9	76	58/430	91.2	16-16
1998 Oak	169	93	1,186	55.0	4	5	75	22/162	72.7	8-7
1999 Min	329	191	2,816	58.1	23	12	80	28/228	94.2	12-10
2000 Was	194	113	1,389	58.2	7	6	50	10/79	79.6	6-5
Totals	3,925	2,275	27,434	58.0	154	110	85	350/2,638	81.1	129-122
Playoffs	129	71	1,002	53.8	9	3	65	10/75	93.9	3-3

JEFF GEORGE CAREER GAME-BY-GAME PASSING

1990 - INDIANAPOLIS

	Att	Cmp	Yds	Pct	Skd/Lst	Lg	Int	TD	Rating
9/9 at Buf	24	13	160	54.2	3/25	25	0	1	88.9
9/16 vs. NE	24	12	160	50.0	2/17	68	4	1	46.0
9/23 at Hou	14	5	42	35.7	2/18	19	1	0	14.8
10/28 vs. Mia	15	8	77	53.3	2/16	22	1	0	40.0
11/5 vs. NYG	37	23	160	62.2	3/34	29	0	0	72.0
11/11 at NE	24	6	106	25.0	1/5	26	0	1	59.6
11/18 vs. NYJ	22	14	249	63.6	4/24	50	1	2	113.9
11/25 at Cin	31	21	251	67.7	1/14	75	0	3	124.7
12/2 at Phx	28	13	168	46.4	4/26	46	1	2	74.5
12/9 vs. Buf	25	13	93	52.0	5/41	41	3	0	21.4
12/16 at NYJ	27	17	212	63.0	3/25	62	0	1	99.7
12/22 vs. Wash	33	18	252	54.5	4/36	42	0	3	109.8
12/30 at Mia	30	18	222	60.0	3/29	64	2	2	77.4
Totals	334	181	2152	54.2	37/320	75	13	16	73.8

1991 - INDIANAPOLIS

	Att	Cmp	Yds	Pct	Skd/Lst	Lg	Int	TD	Rating
9/1 vs. NE	42	27	301	64.3	4/30	35	2	1	73.6
9/8 at Mia	31	17	98	54.8	2/17	14	0	0	61.0
9/15 at LA	32	21	220	65.6	3/27	31	0	0	85.5
9/22 vs. Det	40	29	348	72.5	4/24	38	1	2	105.1
9/29 at Sea	31	17	144	54.8	4/51	22	2	0	40.1
10/6 vs. Pitt	28	22	191	78.6	5/44	33	0	0	95.2
10/13 at Buf	33	22	168	66.7	1/5	15	1	0	66.5
10/20 vs. NYJ	22	14	107	63.6	4/28	24	1	0	75.4
11/3 vs. Mia	34	18	189	52.9	1/6	24	1	0	57.3
11/10 at NYJ	26	16	239	61.5	0/0	49	2	3	98.0
11/17 vs. Chi	33	16	176	48.5	5/36	25	0	2	85.1
11/24 at GB	40	21	184	52.5	7/67	21	1	1	63.0
12/1 vs. Clev	21	10	100	47.6	6/72	21	2	0	22.1
12/8 at NE	24	15	159	62.5	3/12	46	0	1	95.9
12/15 vs. Buf	11	7	83	63.6	2/25	28	0	0	86.6
12/22 at TB	37	20	203	54.1	5/37	20	0	0	70.1
Totals	485	292	2910	60.2	56/481	49	12	10	73.8

1992 - INDIANAPOLIS

		Att	Cmp	Yds	Pct	Skd/Lst	Lg	Int	TD	Rating
10/4	at TB	33	15	234	45.5	1/10	42	3	2	51.8
10/11	vs. NYJ	39	19	194	48.7	3/22	22	1	0	52.7
10/18	vs. SD	39	27	318	69.2	4/24	34	2	2	89.5
10/25	at Mia	33	18	179	54.5	3/26	21	1	0	57.5
11/1	at SD	18	7	53	38.9	6/32	18	1	0	23.8
11/8	vs. Mia	26	15	113	57.7	2/13	18	2	0	36.2
11/15	vs. NE	35	18	330	51.4	0/0	38	3	2	67.6
12/13	at NYJ	30	16	168	53.3	5/29	30	1	0	56.0
12/20	vs. Phx	41	25	328	61.0	1/9	57	1	1	84.2
12/27	at Cin	12	7	46	58.3	2/23	11	0	0	66.7
Totals		306	167	1963	54.6	27/188	57	15	7	61.5

1993 - INDIANAPOLIS

		Att	Cmp	Yds	Pct	Skd/Lst	Lg	Int	TD	Rating
10/3	at Den	8	3	27	37.5	0/0	19	1	0	7.8
10/24	at Mia	44	27	260	61.4	4/26	36	3	2	64.6
10/31	vs. NE	26	18	200	69.2	2/21	27	0	0	91.8
11/7	at Wash	59	37	376	62.7	2/20	72	1	3	90.8
11/14	vs. NYJ	27	14	144	51.9	3/21	32	0	1	79.9
11/21	at Buf	41	21	262	51.2	2/10	28	1	0	61.2
11/29	vs. SD	28	17	209	60.7	1/11	22	0	0	83.8
12/5	at NYJ	24	11	102	45.8	0/0	19	0	0	58.0
12/12	at NYG	38	22	254	57.9	2/4	58	0	0	78.2
12/19	vs. Phil	39	21	252	53.8	4/22	27	0	1	82.4
12/26	at NE	25	13	110	52.0	2/11	17	0	0	63.8
1/2/94	vs. Buf	48	30	330	62.5	4/44	27	0	1	89.9
Totals		407	234	2526	57.5	26/190	72	6	8	76.3

1994 - ATLANTA

		Att	Cmp	Yds	Pct	Skd/Lst	Lg	Int	TD	Rating
9/4	at Det	37	29	281	78.4	2/10	69	0	3	125.3
9/11	vs. Rams	38	29	287	76.3	0/0	41	0	3	124.0
9/18	vs. KC	45	29	299	64.4	3/15	27	2	1	71.0
9/25	at Wash	35	22	270	62.9	6/32	31	1	2	93.5
10/2	at Rams	25	16	190	64.0	3/15	28	1	0	70.4
10/9	vs. TB	35	23	273	65.7	2/4	36	2	2	84.2
10/16	vs. SF	27	19	177	70.4	4/31	26	2	0	56.9
10/23	at Raid	29	16	218	55.2	4/33	34	1	1	76.6
11/6	vs. SD	31	19	180	61.3	1/4	25	2	1	61.3
11/13	at NO	49	29	328	59.2	1/11	37	1	1	77.7
11/20	at Den	43	19	254	44.3	0/0	49	0	4	94.5
11/27	vs. Phil	46	26	364	56.5	2/10	49	3	2	69.4
12/4	at SF	29	15	193	51.7	2/17	81	2	1	55.7
12/11	vs. NO	45	25	284	59.5	0/0	24	1	1	77.8
12/18	at GB	3	1	15	33.3	0/0	15	0	0	50.7
12/24	vs. Ariz	10	5	125	50.0	2/24	85	0	1	99.2
Totals		524	322	3734	61.5	32/206	85	18	23	83.3

1995 - ATLANTA

		Att	Cmp	Yds	Pct	Skd/Lst	Lg	Int	TD	Rating
9/3	vs. Car	45	27	290	60.0	3/16	46	1	2	84.5
9/10	at SF	33	18	162	54.5	2/14	23	2	1	55.9
9/17	at NO	39	27	386	69.2	7/49	54	1	1	99.2
9/24	vs. NYJ	35	22	224	62.9	3/24	44	1	1	79.2
10/1	vs. NE	38	26	295	68.4	1/7	52	1	1	89.3
10/12	at StL	30	16	160	53.3	2/12	21	0	0	68.6
10/22	at TB	37	24	295	64.9	4/27	62	1	3	105.1
10/29	vs. Dal	30	18	175	60.0	3/17	42	0	1	87.4
11/5	vs. Det	40	31	362	77.5	3/13	37	0	1	113.0
11/12	at Buf	34	17	279	50.0	5/27	34	1	0	65.9
11/19	vs. StL	34	20	352	58.8	3/27	41	0	4	133.0
11/26	at Ariz	34	15	280	44.1	3/20	61	1	3	90.4
12/3	at Mia	23	17	210	73.9	1/6	25	0	2	130.6
12/10	vs. NO	39	20	251	51.3	1/9	25	0	1	80.3
12/17	at Car	53	29	310	54.7	0/0	28	2	2	68.9
12/24	vs. SF	13	9	112	69.2	1/2	41	0	1	121.0
Totals		557	336	4143	60.3	43/270	62	11	24	89.5
Playoffs										
12/31	at GB	54	30	366	55.6	3/27	65	2	2	73.6

1996 - ATLANTA

		Att	Cmp	Yds	Pct	Skd/Lst	Lg	Int	TD	Rating
9/1	at Car	35	16	215	45.7	7/53	55	0	0	65.8
9/8	vs. Min	41	24	266	58.5	3/21	27	1	2	84.2
9/22	vs. Phil	23	16	217	69.6	1/10	67	2	1	77.5
Totals		99	56	698	56.6	11/84	67	3	3	76.1

1997 - OAKLAND

		Att	Cmp	Yds	Pct	Skd/Lst	Lg	Int	TD	Rating
8/31	at Tenn	37	21	298	56.7	3/11	59	0	3	110.0
9/8	vs. KC	39	19	295	48.7	1/14	27	2	2	69.9
9/14	at Atl	22	12	286	54.5	3/21	76	0	1	116.9
9/21	at NYJ	38	26	374	68.4	4/35	56	0	3	126.4
9/28	vs. StL	30	17	219	56.6	1/6	39	1	4	110.3
10/5	vs. SD	42	19	271	45.2	6/43	70	0	1	74.6
10/19	vs. Den	12	9	96	75.0	2/15	22	1	2	118.8
10/26	at Sea	29	18	260	62.1	5/25	49	0	2	114.2
11/2	at Car	38	24	304	63.2	2/12	41	1	2	94.6
11/9	vs. NO	39	17	211	43.6	3/22	52	1	0	50.3
11/16	at SD	34	16	226	47.1	1/1	33	2	3	73.9
11/24	at Den	41	22	185	53.6	4/35	26	0	0	65.6
11/30	vs. Mia	34	17	272	50.0	6/60	50	1	2	84.4
12/7	at KC	18	8	102	44.4	6/45	29	0	0	62.7
12/14	vs. Sea	31	21	274	67.7	5/33	37	0	3	127.6
12/21	vs. Jax	37	24	244	64.8	6/52	24	0	1	92.6
Totals		521	290	3917	55.7	58/430	76	9	29	91.2

1998 - OAKLAND

		Att	Cmp	Yds	Pct	Skd/Lst	Lg	Int	TD	Rating
9/6	at KC	31	19	270	61.3	10/58	39	0	0	89.4
9/13	vs. NYG	44	25	303	56.8	5/51	49	0	1	85.7
9/20	vs. Den	28	16	188	57.1	4/32	41	3	1	44.9
9/27	at Dal	20	12	171	60.0	2/12	75	0	1	104.4
10/4	at Ariz	10	4	16	40.0	0/0	5	1	0	0.4
11/8	at Balt	3	1	35	33.3	0/0	35	0	0	78.5
11/29	vs. Wash	15	7	65	46.6	0/0	19	1	0	31.3
12/26	vs. KC	18	9	138	50.0	1/9	27	0	1	94.2
Totals		169	93	1186	55.0	22/162	75	5	4	72.7

1999 - MINNESOTA

		Att	Cmp	Yds	Pct	Skd/Lst	Lg	Int	TD	Rating
10/3	vs. TB	1	0	0	0.0	0/0	0	0	0	39.6
10/17	at Det	12	10	214	83.3	2/11	38	1	2	123.6
10/24	vs. SF	28	15	250	53.6	1/10	80	1	3	104.8
10/31	at Den	29	17	218	58.6	2/13	37	0	2	105.2
11/8	vs. Dal	30	17	218	56.7	4/28	47	1	3	99.0
11/14	at Chi	44	25	374	56.8	3/25	68	1	3	98.1
11/28	vs. SD	43	28	363	65.1	1/7	60	2	4	103.1
12/6	at TB	45	26	271	57.8	3/24	34	2	1	64.2
12/12	at KC	23	13	190	56.5	4/39	23	0	2	112.6
12/20	vs. GB	29	16	258	55.2	1/29	57	0	2	108.1
12/26	at NYG	21	10	185	47.6	1/8	37	2	0	38.8
1/2/00	vs. Det	24	14	275	58.3	5/33	67	2	1	77.6
Totals		329	191	2,816	58.1	28/228	80	12	23	94.2
Playoffs										
1/9	vs. Dal	25	12	212	48.0	3/13	58	0	3	117.4
1/16	at St.L	50	29	424	58.0	4/35	44	1	4	104.1

2000 - WASHINGTON

		Att	Cmp	Yds	Pct	Skd/Lst	Lg	Int	TD	Rating
9/3	vs. Car					DNP				
9/10	at Det					DNP				
9/18	vs. Dal					DNP				
9/24	vs. TB					DNP				
10/8	at Phil					DNP				
10/15	vs. Bal					DNP				
10/22	at Jack					DNP				
10/30	vs. Ten					DNP				
11/5	at Ariz	39	20	276	51.3	2/18	43	2	0	52.9
11/20	at STL	34	24	269	70.6	2/7	34	1	3	111.0
11/26	vs. Phil	43	25	288	58.1	1/6	50	0	2	93.9
12/3	vs. NYG	18	10	143	55.6	0/0	45	0	1	100.0
12/10	at Dal	33	19	235	57.6	5/44	32	1	1	77.2
12/16	at Pit	27	15	178	55.6	2/19	30	2	0	45.0
12/24	vs. Ariz					3Q				
Totals		194	113	1389	58.2	12/94	50	6	7	79.6

Darrell

Green

CORNERBACK

28

19th Season

5'9", 187

Texas A&I

Born: February 15,
1960**Career Highlights:**

- Holds NFL record with at least one INT in 18 straight seasons.
- Tied with four players for third on NFL all-time list for most seasons with one team (18); 18 seasons is a Redskins record.
- Owns Redskins INT record (53), and has five more in playoffs; mark of 53 is tied for third among active INT leaders with Eric Allen.
- Holds Redskins record for most regular-season games played (263) and started (250).
- Has returned six INTs for TDs, a Redskins record.
- Oldest CB ever to play in the NFL and oldest to return an INT for a TD at 37.
- Has earned seven trips to Pro Bowl (1984, 1986, 1987, 1990, 1991, 1996, 1997), trailing Chris Hanburger (nine) and Charley Taylor (eight) in appearances by a Redskins player.
- Named NFC Defensive Player of the Week five times.
- Named NFL Man of the Year and awarded the Bart Starr and Ken Houston Humanitarian Awards in 1996.
- Returned an INT 83 yards for a TD vs. Eagles (12/21/97), the longest return of his career. It was the fourth-straight season he returned an INT for a score.
- Jarred the ball from Minnesota's Darrin Nelson on a fourth-down pass at the goal line late in the NFC Championship (1/17/88), securing the Redskins 17-10 victory.
- Returned a punt 52 yards for a TD vs. the Bears in an NFC Divisional Playoff game (1/10/88), helping the Redskins advance to the NFC Championship.
- Returned a fumble 78 yards for a score vs. the Colts (10/7/93), the longest such return in Redskins history.
- Has career-high five INTs in three different seasons: 1984, 1986, 1991.
- Set career-highs of three INTs vs. Detroit (11/15/87) and twelve tackles vs. Detroit (10/22/95).

How Acquired: Drafted by Washington in first round of 1983 (28th overall).

2000 Season: Green showed no signs of slowing down at age 40. The "ageless wonder" played in his 18th season in Washington, tying him for third all-time with Jim Hart, Jeff Van Note, Pat Leahy and Bruce Matthews for most seasons with one team. He intercepted three passes, increasing his NFL record, with at least one INT in 18 straight seasons. He has 53 INTs and is tied for third with Eric Allen among active INT leaders. He holds the Redskins INT record (53) and has six more in the playoffs. He has picked off 41 different QBs. Green played in 13 games and started two, increasing his Redskins record for most regular-season games played (263) and started (250). He also made 23 tackles (20 solo), added ten passes defended and forced two fumbles. He posted three special teams tackles. Green backed up Deion Sanders most of the season at right CB. He didn't start on opening day vs. Carolina, breaking his streak of 119 straight games started, including playoffs. In Week 4 vs. TB, he intercepted a Shaun King pass in the first quarter and recovered a Keyshawn

Johnson fumble in the fourth in Bucs territory, leading to a Skins TD and a 20-17 win. Green was clutch again the next week at the Eagles. With :36 left and the score tied at 14, he picked off a Donovan McNabb pass and returned it 33 yards. The play set up Michael Husted's 24-yard FG that accounted for the Skins 17-14 win. Green strained a calf muscle in the first quarter vs. Baltimore in Week 7 and didn't return. He was inactive for the next three games but returned to make his first start in Week 11 on Monday night at the Rams, who opened with four WRs. He made a season-high five tackles (four solo) and defended one pass. He made his 250th career start in Week 12 vs. Philadelphia. In the season-finale vs. Arizona, he intercepted his third pass of the season and made four solo tackles.

Pro Career: **1999:** Green played in his 17th season for the Redskins, establishing himself as the leader in franchise longevity. He surpassed 16-year Redskins Sammy Baugh and Monte Coleman. He started all 16 regular season games at right CB and intercepted three passes to set an NFL record for INTs in consecutive seasons (17). By the end of the playoffs, he'd started in 119 straight games and 265 of 267 games in his career, including 17 postseason starts. On the season, Green tallied 76 tackles (sixth on the team), 15 passes defended and one fumble recovery. He posted seven special teams tackles. He made seven tackles vs. Dallas (six solo) on opening day. Two weeks later vs. NYJ, he intercepted a pass. He also totaled five tackles and two passes defended in that game, earning a game ball. In Week 11 vs. NYG, Green caused an INT, intercepted his 49th pass and posted three solo tackles, two assists and one pass defended. He received another game ball after the Redskins beat Arizona in Week 14. He made his 50th career INT, two solo tackles and one assist. Showing no signs of slowing down, he made nine solo tackles in Week 16 at SF. He made four tackles in the Wild Card Playoff vs. Detroit and intercepted a pass in the Divisional Playoff at TB. **1998:** Green was named a second alternate to the NFC Pro Bowl team after recording three INTs, 87 tackles and a team-high 22 passes defended. The speedster also saved TDs by chasing down some of the NFL's fastest men, including Jerry Rice, Napoleon Kaufman and Frank Sanders. In Week 2 vs. SF, Green made eight stops, including a TD-saving tackle from

across the field on Rice. He kept dangerous Vikings rookie WR Randy Moss in check in Week 7. His first INT was in Week 12 at Oakland. He also made four solo tackles, deflected a pass that Shawn Barber intercepted and used his speed to catch Kaufman from behind. He was named NFC Defensive Player of the Week. His INT in Week 14 vs. the Panthers ended their final drive and preserved a Redskin victory. A week later, he intercepted a Trent Dilfer pass with 1:04 left that secured the Skins' 20-16 win over TB. **1997:** Green went to the Pro Bowl for the seventh time in his 15th NFL season. He passed Monte Coleman in most games played for the Redskins (217) in Week 15 at NYG. In the season-finale vs. the Eagles, he intercepted a Bobby Hoying pass and returned it a career-high 83 yards for a TD. That play helped Green earn NFC Defensive Player of the Week honors for the fourth time in his career. In December, he received the "The USA Today 5th Annual Most Caring Athlete Award" for his community work, which includes his creation of the Darrell Green Youth Life Foundation and Learning Center. **1996:** Green had one of his best seasons and earned his sixth trip to the Pro Bowl. He intercepted three passes and made 78 tackles (52 solo, three-for-loss). He started all 16 games, playing 1,141 of the team's 1,181 defensive snaps (96 percent). **1995:** Green had one of the best games of his career vs. Detroit in Week 8. He intercepted three passes, returning one seven yards in OT for the game-winning TD, and made a season-high 12 tackles. **1994:** Green led the Redskins with 20 passes defended. His season highlight was in Week 7 vs. the Cardinals when he had two INTs, including a 27-yarder he returned for a TD. The INTs were the 36th and 37th of his career, as he passed Brig Owens as the Redskins all-time leader. **1993:** Green made 90 tackles, the most since his rookie year. He led the team with 13 passes defended and was second with four INTs. He recovered a fumble in Week 12 vs. the Colts and ran 78 yards for a TD, the longest such play in Redskins history. He was the only NFC player with two INTs in a game, picking off a pair vs. the Eagles in Week 3 and at TB in Week 12. **1992:** Green broke his right forearm in Week 2 vs. Atlanta. He missed Weeks 3-10 due to the injury. He returned and crafted his top performance in Week 14 vs. Dallas: nine tackles, three passes defended and a key forced fumble on WR Michael Irvin in

the fourth quarter. He missed the Skins first-round playoff win over Minnesota with a bruised heel but saw action the next week in a Divisional Playoff at SF. He didn't make the Pro Bowl for the first time since 1989. **1991:** Green went to his fifth Pro Bowl and his second straight as a starter, and was a unanimous All-Pro. He tied for the team lead with five INTs, his best mark since 1986, and posted a team-high 21 passes defended. He intercepted two passes vs. both Detroit in Week 1 and Philadelphia in Week 5. His pivotal INT in OT vs. Houston in Week 9 led to the Skins game-winning FG. He was again superb in the playoffs with two INTs. He made a season-high ten tackles vs. Dallas in Week 12. **1990:** Green earned his fourth Pro Bowl appearance. He was a First-Teamer on the All-NFC team for UPI, *Football News* and *Pro Football Weekly*; and a Second-Team All-NFL choice by AP. He began the year with INTs in the first three games, a career first. In Week 3 vs. Dallas, he had seven tackles and two passes defended and capped the Skins win with an 18-yard INT return for a TD. He made a season-best ten tackles and intercepted a pass vs. SF. He also had INTs vs. Phoenix and New Orleans to finish with four. He had an INT in the Skins playoff win over Philadelphia. **1989:** Green had two first-quarter INTs vs. the Cardinals in Week 5. But he fractured a wrist in Week 7 vs. TB and was lost for the season. Despite missing the final nine games, he was third on the team with five passes defended. **1988:** Green led the Redskins in passes defended (14) and made some timely punt returns. His 13- and 18-yard returns vs. the Steelers in Week 2 helped set up a FG and TD in the Skins 30-29 victory. He also made a 32-yard return vs. NYG. He broke a hand in the first quarter of Week 15 vs. Dallas and left the game, after which the Cowboys threw three TD passes to beat the Redskins, 24-17. **1987:** Green made one of the most memorable plays in Redskins history in the NFC Championship game. He applied a last-second hit at the goal line on Vikings RB Darrin Nelson on a fourth-down play, jarring the ball loose and securing the Redskins 17-10 victory. Green played despite tearing rib cartilage the week before in a first-round playoff game. The injury occurred when he was returning a punt 52 yards for a TD in the Redskins 21-17 win over the Bears. His regular-season highlight was a career-high three INTs in Week 10 vs. Detroit. The last one was on the Lions final possession and

preserved a 20-13 Skins victory. Green went to the Pro Bowl for the third time. **1986:** Green earned his second Pro Bowl trip. In Week 2, his end zone INT with :30 left sealed a 10-6 win vs. the Raiders. A bruised shoulder in Week 12 vs. Dallas forced him from the starting lineup for the first time in his career. In the playoffs, he intercepted a pass to set up a go-ahead TD in a 27-13 second-round upset of the Bears. He intercepted five passes and forced two fumbles overall. **1985:** Green posted a 13.4 average on 16 punt returns, the highest such figure by a Redskins player since Eddie Brown's 13.5 in 1976. He achieved that average though his punt returns of 99 and 73 yards were nullified. He also intercepted two passes. **1984:** Green intercepted a career-high five passes and earned a starting Pro Bowl spot. He had 87 tackles and a team-high 14 deflections. He also had a dramatic performance that cemented his all-star selection. With the Skins trailing Dallas 21-6 at halftime in Week 15, he returned an INT 32 yards for a TD. He later stopped a Cowboys drive with an end zone INT, and the Skins rallied for a 30-28 victory. **1983:** Green set the tone for his NFL career the first time he touched the football with a 61-yard punt return in a preseason game vs. Atlanta. A contract dispute with Jeris White thrust him into the starting lineup on opening day vs. the Cowboys, and Green showed his speed by chasing down Tony Dorsett on a long run. He finished No. 4 on the team in overall tackles (109) and first in solo stops (79). He earned a runner-up spot as AP NFL Defensive Rookie of the Year and was named to the *Football Digest* and AP All-Rookie teams. He returned an INT 72 yards for a TD in the Redskins 51-7 NFC playoff win over the Rams.

College/Personal: Green is legendary at Texas A&I, where he was named to the Football Coaches All-American Division II team with 56 tackles and four INTs in 1982. He was the Lone Star Conference Defensive Player of the Year. He had 76- and 96-yard punt returns for TDs as a senior. Also a legend on the track, his 10.08, 100-meter time was second behind Carl Lewis as a senior. Green was all-state in track and all-city in football at Jones High School in Houston. He has won the "NFL Fastest Man" competition four times over such notable track stars as Willie Gault, Ron Brown and Herschel Walker. Green earned the title of

"World's Fastest Athlete" in 1991. On the personal side, Green has dedicated his life to serving youth, and has demonstrated his commitment to the D.C. metro area by founding the Darrell Green Youth Life Foundation in 1988. The mission of the foundation is to open doors of opportunity for boys and girls whose circumstances limit their chances to lead educated, moral, well adjusted lives. The centerpiece of the foundation is the Youth Life Learning Center. The Center is a community based values-driven program intended to train this generation to be educationally, technically and morally excellent. Since the original center began in Northeast D.C. eight years ago, three additional centers have started in various cities around the country. The DGYLEF annually hosts "Christmas with the Redskins" in conjunction with the McLean Hilton Hotel. During this special season, players from the Redskins and individuals from the community provide essential items

for kids who live in Washington, D.C. area. Green has devoted his time working with the Big Brothers of America in the D.C. area, on anti-drug campaigns and other projects. Green has testified about drug prevention before a Senate Judiciary Panel and has been the Redskins representative in the NFL-sponsored United Way outreach program.

He completed his bachelor of science degree in general studies and social science on May 10, 1998, from St. Paul's College in Lawrenceville, VA. Darrell also holds an honorary doctorate from Marymount University in Arlington, VA. He's a native of Houston. He and his wife, Jewell, have three children: Jarrel, Jared and Joi. They live in Ashburn, VA.

Single-Game Highs

Tackles: 12 vs. Det (10/22/95)
Interceptions: 3 vs. Det (11/15/87)

DARRELL GREEN

CAREER RECORD

Year	Solos	Asst	Total	PD	Int	Yds	Lg	TD	FR-FF	G-S
1983	79	30	109	-	2	7	7	0	1-0	16-16
1984	68	19	87	-	5	101	50	1	0-0	16-16
1985	60	24	84	-	2	0	0	0	1-0	16-16
1986	58	12	70	9	5	9	7	0	0-2	16-15
1987	38	10	48	10	3	65	56	0	1-0	12-12
1988	50	13	63	14	1	12	12	0	0-0	15-15
1989	21	8	29	5	2	0	0	0	0-0	7-7
1990	56	22	78	17	4	20	18	1	0-1	16-16
1991	64	15	79	21	5	47	24	0	0-0	16-16
1992	25	10	35	8	1	15	15	0	0-1	8-7
1993	72	18	90	13	4	10	6	0	2-0	16-16
1994	50	14	64	18	3	32	27	1	0-0	16-16
1995	55	26	81	14	3	42	22	1	0-1	16-16
1996	55	23	78	17	3	84	68	1	1-2	16-16
1997	50	30	80	29	1	83	83	1	0-0	16-16
1998	74	13	87	22	3	36	36	0	0-0	16-16
1999	56	20	76	15	3	33	25	0	1-0	16-16
2000	20	3	23	10	3	35	33	0	0-2	13-2
Totals	951	310	1,261	222	53	631	83	6	7-9	263-250

Also: Punt returns 51-576-11.3-0; Kickoff returns 1-9.

Playoffs 49 4 53 9 6 133 72 2 0-0 18-17

Also: Punt returns 6-102-17.0, 52 long, 1 TD.

Darrell Green's 10 Career Touchdowns

1/1/84	72 int. return vs. LA Rams, (playoffs)
12/9/84	32 int. return at Dallas
11/8/87	26 fumble return at Philadelphia
1/10/88	52 punt return at Chicago (playoffs)
9/23/90	18 int. return vs. Dallas
1/12/92	32 int. return vs. Detroit (playoffs)
10/7/93	78 fumble return vs. Colts
10/22/95	7 int. return vs. Detroit
12/21/97	83 int. return vs. Philadelphia
10/20/96	68 int. return vs. NY Giants

Darrell Green's Interceptions

Date	Opp	QB	YDS	TD
09/18/83	KC	Kenney	7	0
12/11/83	at Dallas	White	0	0
01/01/84	*Rams	Ferragamo	72	1
11/11/84	Detroit	Danielson	TB	0
12/05/84	Atlanta	Moroski	50	0
12/09/84	at Dallas	White	32	1
12/09/84	at Dallas	White	19	0
12/16/84	St.L	Lomax	TB	0
10/07/85	St.L	Lomax	0	0
12/24/85	at Pitt	Campbell	0	0
09/07/86	Phil	Jaworski	7	0
09/14/86	Oak	Wilson	TB	0
11/17/86	SF	Montana	0	0
11/23/86	at Dallas	Pelleur	2	0
12/07/86	NYG	Simms	0	0
01/03/87	*at Chicago	Flutie	17	0
11/15/87	Detroit	Long	56	0
11/15/87	Detroit	Long	9	0
11/15/87	Detroit	Long	9	0
10/16/88	Cardinals	Lomax	12	0
10/08/89	Cardinals	Awalt	0	0
10/08/89	Cardinals	Hogeboom	0	0

09/09/90	Cardinals	Rosenbach	-1	0
09/16/90	at SF	Montana	3	0
09/23/90	Dallas	Aikman	18	1
11/18/90	NO	Walsh	TB	0
01/05/91	*at Phil	Cunningham	0	0
09/01/91	Detroit	Peete	12	0
09/01/91	Detroit	Peete	0	0
09/30/91	Philadelphia	Ryan	24	0
09/30/91	Philadelphia	Ryan	TB	0
11/03/91	Houston	Moon	2	0
01/12/92	*Detroit	Ware	32	1
01/26/92	•Buffalo	Kelly	0	0
12/26/92	Raiders	Evans	15	0
09/19/93	at Phil	Cunningham	0	0
09/19/93	at Phil	Cunningham	TB	0
12/05/93	at TB	Erickson	4	0
12/05/93	at TB	Erickson	6	0
10/09/94	at Phil	Cunningham	0	0
10/16/94	Arizona	Beuerlein	27	1
10/16/94	Arizona	Beuerlein	5	0
09/03/95	Arizona	Kreig	13	0
10/22/95	Detroit	Mitchell	7	1
11/05/95	at KC	Bono	22	0
09/01/96	Phil	Peete	0	0
10/13/96	at NE	Bledsoe	16	0
10/20/96	NYG	Brown	68	1
12/21/97	Phil	Hoying	83	1
11/29/98	at Oak	Hollas	36	0
12/13/98	at Car	Beuerlein	0	0
12/19/98	TB	Dilfer	0	0
09/26/99	at NYJ	Mirer	0	0
11/21/99	NYG	Graham	25	0
12/12/99	Arizona	Plummer	8	0
10/01/00	TB	King	0	0
10/08/00	at Phil	McNabb	33	0
12/24/00	Arizona	Plummer	2	0
TOTALS			717	6

(53 reg season games; 5 post season)

* Playoffs • Super Bowl

Interceptions by Quarterbacks

Cunningham, Randall	*4	Mitchell, Scott	1
Beuerlein, Steve	3	Mirer, Rick	1
Lomax, Neil	3	Moon, Warren	1
Long, Chuck	*3	Moroski, Mike	1
Peete, Rodney	3	Pelleur, Steve	1
White, Danny	3	Rosenbach, Timm	1
Montana, Joe	2	Simms, Phil	1
Plummer, Jake	2	Walsh, Steve	1
Erickson, Craig	2	Ware, Andre	*1
Ryan, Pat	2	Wilson, Marc	1
Aikman, Troy	1	* One in post-season	• One Game
Awalt, Robert	1		
Bledsoe, Drew	1		
Bono, Steve	1		
Brown, Dave	1		
Campbell, Scott	1		
Danielson, Gary	1		
Dilfer, Trent	1		
Evans, Vince	1		
Ferragamo, Vince	*1		
Flutie, Doug	*1		
Graham, Kent	1		
Hogeboom, Gary	1		
Hollas, Donald	1		
Hoying, Bobby	1		
Jaworski, Ron	1		
Kelly, Jim	*1		
Kenney, Bill	1		
King, Shaun	1		
Kreig, Dave	1		
McNabb, Donovan	1		

By Team

Cards	11
Phil	10
Detroit	8
Dallas	5
NYG	4
Raiders, TB	3
KC, SF	2
ATL, BUF, CAR, CHI, HOU, NE, NO, NYJ, Pit, STL, TB	1

By Stadium

RFK	33
FedEx Field	6
Veterans Stadium	5
Texas Stadium	3
Houlihan's	2
Arrowhead, Alameda County, Candlestick, Ericcson, Giants, Foxboro, Metrodome, 3 Rivers Soldier Field	1

REDSKINS FACT

Before the 2000 season, the last time the Redskins finished with an 8-8 record was in 1981. The following season, they won Super Bowl XVII.

FUTURE SUPER BOWLS

Super Bowl XXXVI	January 27, 2002	Superdome, New Orleans, LA
Super Bowl XXXVII	January 26, 2003	Qualcomm Stadium, San Diego, CA
Super Bowl XXXVIII	January 2004	Reliant Stadium, Houston, TX
Super Bowl XXXIX	January 2005	Gator Bowl, Jacksonville, FL

Donovan

Greer

DEFENSIVE BACK

25

5th Season

5'9", 178

Texas A&M

Born: Sept 11, 1974



Career Highlights:

- Intercepted first career pass on last play at Arizona (12/12/99).
- Tallied five tackles, matching his 1998 season total, in Bills 24-17 playoff loss at Miami (1/2/99).
- Made first NFL start for Saints vs. Seattle (11/16/97).

NFL Acquisition: Signed by New Orleans as an undrafted free agent on April 25, 1997.

How Acquired: Signed as a free agent on April 20, 2001.

2000 Season: Greer began the year as the Bills No. 3 CB and contributed consistently as an extra DB. He made two tackles in the season-opener vs. the Titans (9/3). He posted three tackles vs. the Colts (10/1), three at NE (11/5) and three vs. Chicago (11/12) before leaving the game with an ankle injury. He was inactive at KC (11/19) due to the injury and tried to play at TB (11/26). But the discomfort caused him to leave the game after one play. He dressed but didn't play vs. Miami (12/3) and played briefly at the Colts (12/11). He didn't play vs. NE (12/17). He recovered a fumble late in the second quarter at Seattle (12/23). The Bills turned it into a TD moments later.

Pro Career: 1999: Greer played in all 16 games as an extra DB and on special teams. He played at the Colts (9/12) and vs. NYJ (9/19) on the nickel and dime units and on special teams. He made a tackle on kickoff coverage against NYJ. He played most of the fourth quarter at DB in

a win vs. the Eagles (9/26), when he also led the Bills with three special teams tackles. He replaced injured CB Antoine Winfield in the second half of the Bills win at Miami (10/4) and made huge pass breakups, including one in the end zone. He intercepted the first pass of his career on the last play at Arizona (12/12). He recorded six of his seven tackles in the season's last three games. He made a solo tackle in the Wild Card Playoff at the Titans (1/8). **1998:** Greer was released by the Saints in training camp and signed with Buffalo on 9/9. He was placed on the 53-man roster on 9/20. He was inactive for his first two games but played in the last 11 regular-season games. He made two starts at CB and played as a nickel back and on special teams. He made his Bills debut in Week 6 vs. Jacksonville (10/18) posting a solo special teams tackle. He recovered a fumble and returned it 18 yards at NYJ (11/8). He saw extensive action in Week 14 vs. Oakland (12/13) after starting RCB Thomas Smith exited with a knee injury. Greer started for Smith in the last two regular-season games. He finished the year with five tackles and matched that figure alone in a 24-17 Wild Card Playoff loss at Miami (1/2/99). **1997:** Greer signed with the Saints as a rookie free agent on 4/25. He was released on 8/24 and signed with Atlanta 8/26. He played one game for the Falcons before being released on 9/3. He was signed to the Saints practice squad the next day and activated 11/15. He made his first NFL start vs. Seattle (11/16). He played in six games overall and made one start. He finished the year with one tackle on defense and five on special teams (four solo).

College/Personal: Greer played four years at Texas A&M and started his last three. He started 32 games overall during his collegiate career. He made 55 tackles and two sacks as a senior and tallied five career INTs. He played in the 1996 East-West Shrine game. He was All-Southwest Conference in 1994 and 1995. He majored in management. He was a First-Team All-America selection at Elsie High in Alief, TX, where he lettered four years and started

three. He grew up as a Cowboys fan and their RB Tony Dorsett. Founded the Donovan Greer Foundation in January 2001, dedicated to raising money for kids involved in sports. He has a 7-year-old son, Kristopher.

SINGLE-GAME HIGHS

Tackles: 5 vs. Miami (1/2/99)
Interceptions: 1, at Ariz (12/12/99)

DONOVAN GREER

CAREER RECORD

		Solos	Asst	Total	STmsTac	PD	Int-Yds	Sack-Yds	FR-FF	G-S
1997	NO/Atl	1	0	1	5	0	0-0	0.0-0	0-0	7-1
1998	Buf	16	7	23	7	9	0-0	0.0-0	1-0	11-2
1999	Buf	5	2	7	11	6	1-0	0.0-0	0-0	16-0
2000	Buf	11	8	19	1	1	0-0	0.0-0	1-0	13-0
Total		33	17	50	24	16	1-0	0.0-0	2-0	47-3
Playoffs		5	1	6	6	0	0-0	0.0-0	0-0	2-0

Also: Special Teams Tackles: Total - 23 (1999 - 4 UTs, 7

Derrick
Ham

DEFENSIVE END

75

2nd Season

6'4", 270

Miami

Born: March 23, 1975



Career Highlights:

- Saw first NFL action vs. Arizona (12/24/00) on defense and special teams.

How Acquired: Signed with the Redskins as a free agent on Feb. 10, 2000.

2000 Season: Ham was inactive for the first 15 games. He played for the first time in the NFL vs. Arizona in Week 16 on defense and special teams. Before reporting to the Redskins, he played for the 2000 World Bowl champion Rhein Fire, leading the team with nine sacks.

Pro Career: 1999: Ham signed with

Washington as a free agent on 4/22. He spent one week on the practice squad before being released.

College/Personal: Ham played in 37 games over four seasons at Miami, recording 94 tackles and 17.0 sacks. He started eleven games as a senior in 1998, making 45 tackles, 14 tackles-for-loss and twelve sacks. He tied for the team lead in sacks as a junior (four). He majored in sociology. At Merritt Island High School, he was named a first-team All-American by *Blue Chip* and *SuperPrep*. *The Florida Times-Union* rated him the No. 1 DE in Florida.

Lloyd

Harrison

CORNERBACK

41

2nd Season
5'10", 187
North Carolina State
Born: June 21, 1977



Career Highlights:

- Saw first NFL action vs. Tennessee (10/30/00) on punt coverage and punt return units.

How Acquired: Drafted by Washington in 3rd round of 2000 (64th overall).

2000 Season: Harrison was inactive for the first 14 games. He played for the first time in Week 9 vs. Tennessee on the punt return and punt coverage units. He also covered punts vs. Arizona in the season-finale.

College/Personal: Harrison was one of the best DBs ever at NC State. He finished third in school history in passes broken up (40) and tied for fourth with twelve INTs. He was named First-Team All-ACC in 1998 and 1999. He made 198 career tackles, 70 percent being first hits or solo stops. In 1999, he was a Third-Team AP All-American and semifinalist for the Jim Thorpe Award as the nation's outstanding DB. His best season was his 1998 junior year, when he was First-Team All-ACC and a Second-Team AP and *Football News* All-American. He had career-highs of 80 tackles, seven INTs and 23 pass break-ups, the latter an ACC-high. He tied as the

national runner-up with seven INTs, the most pick-offs by an NC State player since 1938. He was the ACC Defensive Back of the Week after games vs. Florida State, Clemson and Maryland, intercepting two passes in each game. When the Wolfpack needed a win vs. Maryland to secure a bowl appearance, he intercepted two passes, blocked a FG and ran 57 yards for the game-breaking score. Harrison also ran track at NC State, contributing to the school's ACC Championship 4x100 relay team. He majored in business management and was named to the 1997-98 ACC Honor Roll. He finished third out of 68 entrants in the College of Management's Business Plan Competition in the spring 1998. During spring break 1999, Harrison made a cameo appearance in a rap video with Da Brat in Cancun. As a senior at Sewanhaka High School in Floral Park, NY, he earned All-County honors after rushing for 1,080 yards and 15 TDs in an option offense. He also intercepted five passes. He was runner-up for Nassau County Player of the Year. He was first-team All-Nassau County and second-team all-Long Island, according to the *New York Daily News*. He also ran track in high school. Harrison was born in Jamaica and moved to the United States at age 3.

SPANNING THE AGES

Heading into the 2001 season, the Redskins roster age averaged 26.1 years. The team's senior member is cornerback Darrell Green at 41 (2/15/60), and the youngest member of the squad is rookie Ifeanyi Ohaleté who is 22 (5/22/79). The Redskins have 47 players who are under the age of 25, and 8 who are 30 years or older.

Todd

Husak

QUARTERBACK


8

2nd Season

6'3", 216

Stanford

Born: July 6, 1978



Career Highlights:

- Saw first NFL action in final week of 2000 season vs. Arizona (12/24).

How Acquired: Drafted by Washington in 6th round of 2000 (202nd overall).

2000 Season: Husak, a rookie, played in his first NFL game in the season-finale vs. Arizona, completing two of two passes for (-2) yards. He hit FB Larry Centers for an eight-yard loss and a six-yard gain on the next play. He was designated the third QB for the first nine weeks but was activated for the next two games at Arizona (11/5) and at St. Louis (11/20), backing up Jeff George. Brad Johnson was the third QB in those two games due to his knee injury. Husak was the third QB for the next four games before seeing action vs. the Cardinals.

College/Personal: Husak is one of the most prolific QBs in Stanford history. He finished fifth in passing yards (6,564), total offense (6,428), TD passes (41) and pass attempts (872), and sixth in completions (465). He threw for 300 yards in a game nine times at Stanford, twice topping 400. As a senior in 1999, he was named First-Team All-Pac 10, the first Stanford QB to earn such an honor since John Elway in 1982. He led the Cardinal to its first conference championship and Rose Bowl appearance in 28 seasons, completing 176 of 308 passes for 2,688 yards and 18 TDs. He was eighth in passing yards and tenth in TD passes in Stanford's single-season record book. As a junior in 1998, his first season as the starting QB, Husak

became the third Stanford QB to throw for more than 3,000 yards in a season (3,092), joining Steve Stenstrom (3,627 in 1993) and John Elway (3,242 in 1982). He once threw 159 passes without an INT, breaking the Pac 10 record of 150, and attempted 447 overall, the second-most in school history. He set school records for passing yards (450) and total yards (447) vs. Oregon State. He ranked third in the Pac-10 in total offense per game at 275.1 yards. Overall, he completed 233 of 477 passes (.521 completion) with 17 TDs and seven INTs. He won the Gundelach Award as Stanford's top junior. Husak played in six games as a sophomore in 1997. He completed 37 of 78 passes or 582 yards, five TDs and four INTs. His most extensive playing time came in back-to-back games vs. USC and Washington State. He completed 19 of 39 passes for 202 yards, one TD and two INTs as a freshman playing in four games. He majored in political science. At St. John Bosco High School in Southern California, Husak completed 138 of 240 passes for 1,720 yards and 15 TDs as a senior in 1995. He was named First-Team All-Del Rey League. *Blue Chip Report* named him a prep All-American and the 10th best QB prospect in the West. *Super Prep Magazine* named him to their All-Far West Team. Husak was 1995-96 CIF 1-A Southern Section Scholar-Athlete of the Year. He was named a Schutt Academic All-American after his senior season. He belonged to the National Honor Society and the California Scholastic Federation. His father, Bill Husak, is the athletic director at Loyola-Marymount University

Jon

Jansen

TACKLE

76

3rd Season

6'6", 311

Michigan

Born: Jan. 28, 1976

**Career Highlights:**

- Has started all 34 games at RT, including two playoff games, in his two-year career.
- Played every snap on offense during the 2000 season.
- Earned game ball, along with the rest of the offensive line, for allowing no sacks in the Redskins 50-21 win over NYG (9/19/99).

How Acquired: Drafted by Washington in 2nd round of 1999 (37th overall).

2000 Season: Jansen was Mr. Durability and lived up to his nickname: "Rock." On an offensive line decimated with injuries, the RT didn't miss a snap. He was one of four players on offense to start each game and has now started every game in his career (34), including two playoff contests. His blocking helped Stephen Davis rush for 1,318 yards.

Pro Career: 1999: Jansen was a valuable addition to a Skins offensive line that only allowed 31 sacks compared with a franchise-record 61 in 1998. He started all 16 regular-season games and both playoff games. He made a huge impact in mini-camp, training camp and the preseason, impressing coaches with his ability to grasp

the Redskins system. He was part of an offensive line that earned game balls for allowing no sacks in a 50-21 win over the Giants in Week 2.

College/Personal: Jansen was a two-time First-Team All-Big Ten selection at Michigan. He set a school record with 50 straight starts, all at RT, earning the nickname "Rock." As a senior in 1998, he was named a First-Team All-American by the Burger King/American Football Coaches Association. He paced Michigan's down lineman with 106 knockdowns on an offense that gained 4,955 yards. He helped Michigan to a 45-31 victory over Arkansas in the Citrus Bowl. He was Michigan's co-captain as a senior and junior and fortified an offense that posted 4,652 yards en route to the national championship. As a redshirt freshman, he helped propel an offense that amassed 5,140 yards. Jansen earned *Prep Football Report* All-Midwest and *Detroit News Blue Chip* honors as a TE at Clawson High (MI). As a senior, he made a school-record 31 catches for 420 yards. He posted 68 career catches and made 202 tackles, four sacks and four INTs at LB to earn Oakland County Defensive MVP honors. He lettered in basketball, track and baseball. He and his wife, Martha, live in Purcellville, VA with their dogs Rocket and Roscoe.

JON JANSEN CAREER RECORD

Games-Starts: 32-32 - 1999 (16-16); 2000 (16-16)
Playoffs 2-2 - 1999 (2-2)

Bryan

Johnson

FULLBACK

47

1st Season
5'10", 178
Boise State
Born: Jan. 18, 1978



Career Highlights:

- Saw first NFL action vs. Arizona (12/24/00) and made an assisted tackle on special teams.

How Acquired: Signed as a free agent on Aug. 28, 2000.

2000 Season: Johnson spent the first 15 games on the practice squad before seeing his first NFL action in the season-finale vs. Arizona. He played special teams on the kickoff coverage, kickoff return and punt return units. He made one assisted tackle.

College/Personal: Johnson was a three-year starter at LB for Boise State, making 266 tackles. He led the Broncos in tackles each season and made 105 as a senior, when he was named First-Team All-Big West. He had 76 tackles as a junior (54 solo) and was Second-Team All-Conference, and 85 as a sophomore. As a freshman, Johnson played FB and TE, catching 15 passes for 271 yards (18.1 avg.) with three TDs. He majored in business management. He was an All-State TE at Highland High, making 36 catches for 650 yards and seven TDs as a senior. Johnson and his wife, Heather, have a daughter, Olivia.

Robert

Jones

LINEBACKER

50

10th Season
6'3", 245
East Carolina
Born: Sept. 27, 1969



Career Highlights:

- Has Averaged 102 tackles per year in over nine NFL seasons; has made at last 100 tackles in seven seasons.
- Has appeared in 88 straight games, including nine playoff contests; last game missed was on Dec. 25, 1995, when playing for Dallas.

- Tallied career-highs of five sacks and two INTs in 1998; sack total was two more than his prior six seasons combined and INT total was one more.
- Named AFC Defensive Player of the Week after posting eight tackles, including two sacks, for the Dolphins at Carolina (11/15/98).

- Earned AFC Defensive Player of the Month honors for December 1998, totaling 29 tackles, two sacks and two INTs, including one returned for a TD, in four games with Miami.
- Posted first career INT vs. GB (11/24/96).
- Made career-high 162 tackles in 1994, including a career-high 19 tackles, then tied for third-most in Cowboys history, vs. Philadelphia (12/4/94).
- UPI choice as NFL Defensive Rookie of the Year in 1992.

NFL Acquisition: Drafted by Dallas in first round of 1992 (24th overall).

How Acquired: Signed as a free agent on May 13, 2001.

2000 Season: Jones started all 16 games for Miami, 14 at OL and two at ML filling in for the injured Zach Thomas. He finished fifth on the team with 72 tackles and once led the Dolphins with 11 tackles vs. NE (9/24). He finished second on the team with eight tackles vs. TB (12/10). He started both playoff games and placed fourth on the Dolphins in tackles (twelve). He also had a pass defended vs. Indianapolis (12/30) and sacked Raiders QB Rich Gannon for a six-yard loss (1/6/01).

Pro Career: 1999: Jones signed a five-year contract with Miami on 2/19. He started 15 of 16 games at strongside LB, tying Brock Marion for second on the team with 100 tackles (75 solo). It was the sixth straight year and the seventh time in his eight-year NFL career that Jones tallied triple digits in tackles. He also defended two passes and made nine special teams tackles, the ninth-best mark on the team. Jones posted four tackles vs. Arizona (9/19), when Miami held Arizona's offense without a TD, and was awarded a game ball. He made 10 tackles at Indianapolis (10/10), his second-highest total of the season, and six tackles in a win at Oakland (10/31), when he earned a another game ball. He posted a season-high 11 stops at Dallas (11/25). The only game he didn't start was vs. the NYJ (12/27), snapping his string of 39 straight games in which he had started dating back to 1997 when he played for the Rams. Jones started both playoff games at strongside LB and tied for sixth on the team with seven tackles (all solo). **1998:** St. Louis released Jones on

6/2, and he signed a one-year contract with Miami on 6/10. He had perhaps his most productive season, starting all 16 regular-season games and both playoff games at strongside LB after playing ML each of his first six seasons. He was third on the team with 100 tackles (73 solo), marking the fifth straight season and sixth time in his seven-year career that he reached the 100-tackle plateau. He added five sacks for (-22) yards, two INTs for 14 yards and a TD, and five passes defended. His sack total was two more and his INT total was one more than he'd accounted for in six prior seasons combined. South Florida media named him the team's Newcomer of the Year. He also made ten special teams tackles. Jones led Miami with a season-high 10 tackles in a 14-0 win vs. St. Louis (10/18) and received a game ball. He was named AFC Defensive Player of the Week and received a game ball after posting eight tackles, including two sacks of QB Steve Beuerlein in a 13-9 win at Carolina (11/15). It marked his first multiple-sack game ever. He gave a spectacular effort in a 27-17 Miami win at Oakland (12/6), tallying five tackles, 2.0 sacks, two INTs and four passes defended. He returned one INT 14 yards for a TD for the first score of his career. It was also the first multiple-INT game of his career. He received the game ball. Jones had nine tackles in each of the final two regular-season games vs. Denver (12/21) and at Atlanta (12/27). He was named AFC Defensive Player of the Month for December after totaling 29 tackles, two sacks and two INTs, including one returned for a TD, in four games. He was the second Dolphins player to earn such an award in 1998; LB Zach Thomas was honored in September. Jones started both playoff games, posting eight tackles, a half sack and a pass defended. **1997:** Jones started 15 of 16 games at ML for the Rams, leading the team with 115 tackles (72 solo). He also had a sack for an 8-yard loss, five passes defended and two special teams tackles. He made nine tackles in back-to-back weeks - at Denver (9/14) and vs. the NYG (9/21) - and vs. Atlanta (11/16). He had a 10-tackle effort at SF (10/12) and a season-high 12 tackles, including his only sack, vs. Carolina (11/23). **1996:** Jones joined the St. Louis Rams and played in 16 games, starting 13 of at ML. He finished second on the team with 129 tackles and had an INT and five passes defended. He tallied a season-high 15 tackles at Carolina

(10/13) and a team-high 13 stops vs. GB (11/24). He made his first career INT in the Packers game, picking off a Brett Favre pass in the end zone. **1995:** In his last season in Dallas, Jones played in 12 games at ML, posting 100 tackles (57 solo), a sack, three passes defended and a forced fumble. His tackle total was fourth on the team. He made double-digit tackles in three games and received a game ball after making a team-high nine tackles vs. Arizona (9/24). He had team-highs of 13 stops at SD (10/15) and 10 at Atlanta (10/29). He then made a season-high 15 stops vs. SF (11/12). He strained an abdominal muscle in the first quarter vs. Oakland (11/19) and was inactive vs. KC (11/23). He returned vs. Washington (12/3) but re-aggravated his abdominal injury and was inactive for the last three regular-season games. He started all three playoff games and made 16 tackles, including eight in the Cowboys Super Bowl XXX win over Pittsburgh. **1994:** Jones started all 16 games at ML for the first time, posting a career-high 162 tackles, a fumble recovery and three passes defended. His tackle total led the team and is fourth-most in Cowboys history. He earned *USA Today* All-Pro honors and received four game balls. He turned in double-digit tackle totals nine times, including eight games over the final eleven weeks. He earned his first game ball in the season-opener at Pittsburgh (9/4), making nine stops. He posted a team-high eleven tackles and got his second game ball vs. Philadelphia (10/16). He received his third game ball with 13 tackles at Arizona (10/23). He led the team with 16 tackles vs. GB (11/24) and received another game ball at Philadelphia (12/4), when he amassed a career-high 19 tackles, a mark tied for third-highest in Dallas history. He had 18 stops at the NYG (12/24). He made 71 tackles over the final five regular-season games. He

started both playoff games and led the team with 17 tackles. **1993:** Jones played in 13 games, starting three at ML. He made 36 tackles and four special teams tackles. He led the team in tackles twice, including a season-high 16 in the season-opener at Washington (9/6). He also led the team with eleven tackles the next week vs. Buffalo (9/12). He played a reserve role in two of Dallas' three playoff games. **1992:** Jones started 13 games at ML as a rookie, tallying 108 tackles (55 solo), a sack, a fumble recovery and a pass defended. His tackle total was second on the team. He earned NFL Defensive Rookie of the Year honors from UPI. He started the season-opener vs. Washington (9/7), the first Cowboys rookie LB to do so since Lee Roy Jordan in 1963. He had a season-high 16 tackles at Philadelphia (10/5). His first career sack came vs. Seattle (10/11). He matched his season-best tackle total with 16 vs. KC (10/18). He posted nine stops vs. the NYG (11/26) and earned the game ball. He started all three playoff games, including Super Bowl XXVII, and made 13 tackles.

College/Personal: Jones lettered four years at East Carolina (1988-91), finishing with 478 tackles, the second-highest total in school history. He made 151 stops as a senior in 1991, when he was a unanimous First-Team All-American and a finalist for the Dick Butkus Award, honoring the nation's top linebacker. He was a three-year starter at inside linebacker, posting more than 100 tackles each season, including a career-high 167 as a junior in 1990. He played in the East-West Shrine Game after his senior season. He majored in criminal justice. Jones lettered four years at Nottaway High in Blackstone, VA. He posted 120 tackles as a senior. He and his wife, Maneesha, have three sons: Cayleb, Isiah and Levi, and a daughter, Leah.

ROBERT JONES

CAREER RECORD

	Solos	Asst	Total	Sacks-Yds	Int-Yds	PD	FR-FF	G-S
1992 Dal	55	53	108	1.0-0	0-0	1	1-0	15-13
1993 Dal	16	20	36	0.0-0	0-0	0	0-0	13-3
1994 Dal	83	79	162	0.0-0	0-0	3	1-0	16-16
1995 Dal	57	43	100	1.0-2	0-0	3	0-1	12-12
1996 StL	90	39	129	0.0-0	1-0	5	0-0	16-13
1997 StL	72	43	115	1.0-8	0-0	5	0-0	16-15
1998 Mia	73	27	100	5.0-22	2-14	5	0-0	16-16
1999 Mia	75	25	100	0.0-0	0-0	2	0-0	15-16
2000 Mia	45	27	72	0.0-0	0-0	0	0-0	16-16
Totals	566	356	922	8.0-32	3-14	24	2-1	135-120
Playoffs	38	27	65	1.5-11	0-0	2	0-0	16-14

Kenard

Lang

DEFENSIVE END

90

5th Season

6'4", 281

Miami

Born: Jan. 31, 1975



Jones/Lang

Career Highlights:

- Made a spectacular play after losing his helmet by sacking Ravens QB Tony Banks for a nine-yard loss (10/15/00).
- Posted career-best 22 QB pressures in 1999.
- Named NFC Defensive Player of the Week after seven tackles (five solo), three sacks and one forced fumble vs. NYJ (9/26/99). Sack total was a single-game career-best.
- Set career-highs in tackles (76), solo stops (58), assists (18) and sacks (7.0) in 1998.
- Made career-best ten tackles vs. the Eagles (11/15/98).
- Forced a fumble by Arizona's Leeland McElroy in OT to set up the Redskins winning score in the inaugural game at FedEx Field (9/14/97).

How Acquired: Drafted in 1st round of 1997 (17th overall).

2000 Season: Lang was a season-long reserve. He filled in at DE, his customary position, and tackle. He tallied 21 tackles (16 solo), three sacks for (-33) yards, one forced fumble, one fumble recovery and four passes defended. He played in all 16 games and had at least one tackle in 13 of them. He posted a season-high three stops at NYG in Week 4 and at Pittsburgh in Week 15. He also sacked Giants QB Kerry Collins for an eleven-yard loss in Week 4. Lang made his most spectacular play of the season in Week 7 vs. the Ravens. He lost his helmet while rushing but persevered to sack QB Tony Banks for a nine-yard loss in a game when

the Redskins limited Baltimore to a season-low 199 total yards. He also forced a fumble at Arizona in Week 10 and sacked QB Jake Plummer for a 13-yard loss. He defended two passes vs. Arizona in the season-finale.

Pro Career: 1999: Lang tallied 22 QB pressures, 57 tackles (36 solo), six sacks, two forced fumbles and one fumble recovery. His sack total was the team's third-best mark. He started the first nine games and had his best performance of the year in Week 3 at NYJ. He played like a defensive lineman possessed, posting season-highs in tackles (seven), solo stops (five) and sacks (three). His sack total was a single-game career-high. He also caused a crucial fumble that helped secure the Skins victory. With the Jets trailing, 20-17, late in the fourth quarter, Lang got two sacks, the second forcing a fumble by QB Rick Mirer that Dan Wilkinson recovered at the Jets 21. RB Stephen Davis soon scored to put the Redskins up by ten in their 27-20 victory. Lang was named NFC Defensive Player of the Week. He and the rest of the Redskins defensive line also earned game balls. He had other big game the next week vs. Carolina, tallying a season-high six QB pressures and four tackles, two for losses. In Week 6 at Dallas, he had six tackles, one QB pressure and one pass deflected. He started at left DE in Week 9 at Philadelphia but moved to the right side after Marco Coleman suffered a first-quarter spinal injury and was lost for the game. Playing end and tackle vs. Miami in Week 16, he collected two pressures, one solo tackle, one forced fumble and two passes defended. **1998:** Lang started all 16 games. He made a career-high 76 tackles (56 solo). He had a

team-high three forced fumbles, was second with seven sacks and 20 QB pressures, and third with nine passes defended. He saw limited action on special teams. Lang started slowly but excelled in the second half of the season. In Week 6 vs. the Eagles, he made six tackles (three solo) and notched his first sack of the season. He had five tackles, two QB pressures and two passes defended vs. NYG in Week 8 in the Skins first victory. He had six tackles, a sack and a forced fumble vs. Arizona in Week 9. The next week, he tallied eight tackles (four solo), four QB pressures, two sacks and a forced fumble in a win over Philadelphia. In Week 11 vs. Arizona, he posted five solo tackles, one tackle-for-loss, one QB pressure and a pass defended. He had seven solo tackles, three QB pressures and a sack in the Redskins win over Oakland in Week 12. He had another big game in the Redskins Week 15 victory over TB: posting seven tackles, two passes defended, two QB pressures and a sack. **1997:** Lang missed five games due to a severe inner ear infection that required surgery and a lengthy hospital stay. Upon returning in Week 12 vs. NYG, he had eight tackles (four solo), four QB hurries, one batted pass and a fumble recovery. Two weeks later vs. Arizona, he had five tackles, five QB hurries, two batted passes and a half sack. He made eight tackles at NYG in Week 15 and seven tackles and a half sack vs. the Eagles in the season-finale.

College/Personal: Lang started every game for Miami at RE as a junior and led the team with 11.5 sacks, fourth-most in school history. He also made a team-high seven tackles-for-loss. He had 66 tackles, the best mark for a Miami lineman, and caused a pair

of fumbles. As a sophomore, Lang totaled a career-high 73 tackles, 3.5 sacks and four tackles-for-loss. He played in twelve games and started nine as a freshman. He was voted Big East Rookie of the Year after making 51 tackles, eight sacks and an INT that led to Miami's go-ahead TD vs. Boston College. Lang was redshirted as a freshman and spent the season on the Hurricanes scout team. As a senior at Maynard Evans High School in Orlando, FL, he was named a first-team All-American by *Football News* and a SuperPrep All-American. He was also named to the Blue Chip Illustrated Dream Team. He punted for Maynard Evans, averaging 38.7 yards on 23 punts. He was also a three-year starter in baseball and basketball. He batted .370 in baseball and averaged 10 points a game on the court. He played in seven games for Miami's baseball team in 1995 and was drafted in the 43rd round in 1995 by the White Sox. Lang majored in sociology at Miami and was very active in the community, speaking at Miami's Children's Hospital and at high schools in the Miami area. Lang spends time coaching and mentoring elementary school kids during the off season and also participates in the Washington Redskins Leadership Council's "4th and Life" High School Football Forum. He lives in Ashburn, VA, during the season, and in Ocoee, FL, in the off-season. He enjoys traveling and fishing.

Single-Game Highs

Tackles: 10 vs. Phil (11/15/98)
Sacks: 2 vs. Phil (11/15/98)

KENARD LANG				CAREER RECORD				
	Solos	Asst	Total	Sack-Yds	PD	FR	FF	G-S
1997	35	17	52	1.5-11	4	2	1	12-11
1998	58	18	76	7-25	9	0	3	16-16
1999	43	14	50	6-35	5	1	0	16-9
2000	16	5	21	3-33	4	1	1	16-0
Totals	152	45	206	14.5-71	18	3	4	60-36
Playoffs	1	0	1	0.0	0	0	0	2-0

Kevin

Lockett

WIDE RECEIVER

83

5th Season
6'0", 186
Kansas State
Born: Sept 4, 1974



Lockett

Career Highlights:

- Tallied a career-high 77 receiving yards at Seattle (10/29/00) and caught a career-high seven passes at Oakland (11/5/00).
- Posted a career-long 26-yard punt return at San Diego (11/26/00).
- Snared a career-long 39-yard reception vs. Oakland (1/2/00).
- Set career-highs of 34 catches and 426 receiving yards in 1999.
- Made first pro catch, a 35-yard reception, on pass from KC punter Louie Aguiar on a fake punt attempt at Seattle (11/23/97).

NFL Acquisition: Drafted by KC in 2nd round of 1997 (47th overall).

How Acquired: Signed as an unrestricted free agent on April 9, 2001.

2000 Season: Lockett played in 16 games for KC with two starts, catching 33 passes for 422 yards (12.8 avg.) and two TDs. He was ranked tenth in the AFC with 26 punt returns for 208 yards (8.0 avg.) and returned one kickoff for 25 yards. He set a couple of career-highs. One was a career-best 77 receiving yards on four receptions at Seattle (10/29), when he started in place of injured WR Sylvester Morris. He also had a season-long 34-yard catch in that game. He posted a career-high seven catches at Oakland (11/5). He caught four passes for 51 yards at Atlanta (12/24). He caught only two passes for 16 yards at Denver (9/24), but both were in a game-winning, fourth-quarter drive. One was a key 8-yard, third-down catch for a first down. He returned a career-high six punts vs. Buffalo (11/19) and at SD (11/26). His returns against the Chargers, including a career-high 26-yard return, produced a personal-best 65-yard total.

Pro Career: **1999:** Lockett played in 16 games at WR with one start, posting career highs in catches (34) and receiving yards (426) plus two TDs. He also played on special teams in four games. He tied his career-high with four catches for 36 yards vs. Detroit (9/26) and matched that output with four catches for 33 yards the next week at SD (10/3). He caught four balls for the third straight week vs. NE (10/10) with 40 yards receiving. He had two catches for 31 yards at Baltimore (10/21) and recovered a Ravens onside kick attempt with 4:05 left in the game. He made his lone start vs. SD (10/31), posting two catches for 40 yards. He caught three balls for 54 yards at Indianapolis (11/7), including his first career TD catch, an 18-yard pass from Elvis Grbac. He also caught Warren Moon's only completion for KC, a 20-yard grab. He caught two passes for 26 yards at TB (11/14) and made three catches for 25 yards at Denver (12/5) and three for 36 yards vs. Minnesota (12/12). He caught three balls for 69 yards vs. Oakland (1/2/00), including a career-long 39-yard TD catch in the fourth quarter. He also returned a punt 10 yards. **1998:** Lockett played in 13 games with three starts, finishing fifth on the Chiefs with 19 catches for 281 yards (14.8 avg.). He also had seven punt returns for 36 yards and four special teams tackles. He caught two passes for 27 yards in his first pro start at WR in place of an injured Derrick Alexander vs. Oakland (9/6). He made his second start at Jacksonville (9/13), this time for an injured Andre Rison, catching three passes for 49 yards. He again started for Rison at Philadelphia (9/27) and caught four passes for a career-high 74 yards, including a season-long 38-yard grab from Rich Gannon. He had two catches for 28 yards vs. Pittsburgh (10/26). He returned the first

two punts of his pro career for 17 yards subbing for an injured Tamarick Vanover vs. NYJ (11/1). He made three catches for 27 yards at Seattle (11/8) and returned one punt for 2 yards. He posted two catches for 27 yards vs. Denver (11/16). He also returned four punts. He caught one pass for 22 yards at SD (11/22) and made two special teams tackles. He suffered a sprained ankle while making a tackle on the punt coverage squad vs. Arizona (11/29) and didn't return. He was inactive due to the injury at Denver (12/6), vs. Dallas (12/13) and vs. NYG (12/20). He had a 15-yard catch at Oakland (12/26). **1997:** Lockett saw limited duty as a rookie, playing in nine games on special teams and five on offense. He caught one pass for 35 yards and had six special teams stops. His first NFL duty came as the team's third WR at Denver (8/31). He made a leaping grab of a 35-yard bomb from punter Louie Aguiar on a fake punt at Seattle (11/23) for his first pro reception, coming down at the one-yard line to set up a one-yard Marcus Allen TD run. He also played WR vs. SD (10/16), at Jacksonville (11/9) and vs. SF (11/30). He was inactive for the Chiefs playoff game vs. Denver (1/4/98).

College/Personal: Lockett established himself as the most prolific pass catcher in Kansas State history. He caught 217 passes, the 11th-best total in NCAA history by the end of his senior year in 1997. He had 3,032 receiving yards, topped only by Oklahoma State's Hart Lee Dykes on the all-time Big 12 chart. Lockett set other all-time

Kansas State receiving marks, including TD catches (26) and consecutive games with a catch (43). He's the only player in Big 8 and Big 12 history to gain more than 550 yards receiving in four straight seasons. As a senior, he set a Wildcats single-season record with 72 catches. His 882 receiving yards were the second-best total in Kansas State history. He caught six TDs and averaged 12.3 yards per catch. He was a Third-Team AP All-America pick and a unanimous First Team All-Big 12 selection. He earned First Team GTE/CoSIDA Academic All-America honors for the second straight year. He produced his best game in 1997 in a 42-35 win over Oklahoma, catching a career-high 12 balls, one for a 33-yard TD, for 157 yards. He led the Big 8 with 56 catches for 797 yards (14.2 avg.) and 13 TDs as junior. He earned UPI Honorable Mention All-America honors and was a unanimous First-Team All-Big 8 selection. He was Second-Team AP All-Big 8 as a sophomore after finishing fifth in the conference with 39 catches for 583 yards and three TDs. He posted 50 catches for 770 yards (15.4 avg.) with four TDs as a freshman. He graduated from Kansas State in May 1996 with an accounting degree. He made a \$25,000 contribution to the academic learning center at Kansas State's Hale Library in January 2000. Lockett caught 45 passes for 459 yards as a senior and 73 passes for 421 yards as a junior at Washington High School in Tulsa, OK. His younger brother, Aaron, is a senior WR at Kansas State.

KEVIN LOCKETT

CAREER RECORD

RECEIVING

PUNT RETURNS

	No.	Yds.	Avg.	LG	TD	No.	Yds.	Avg.	LG	TD	ST Tkls	G-S
1997 KC	1	35	35	35	0	0	0.0	0	0	0	6	9-0
1998 KC	19	281	14.8	38	0	7	36	5.1	16	0	4	13-3
1999 KC	34	426	11.5	39	2	1	10	10.0	10	0	0	16-1
2000 KC	33	422	12.8	34	2	26	208	8.0	26	0	0	16-2
Totals	86	1,164	13.5	39	4	34	254	7.5	26	0	10	54-6

Additional Stats: Recovered an onside kick attempt at Baltimore (10/21/99).

Returned one KO for 25 yards vs. San Diego (9/17/00).

Single Game Highs

Pass Receptions: 7 at Oakland (11/5/00)

Receiving Yards: 77 at Seattle (10/29/00)

Long Reception: 39 vs. Oakland (1/2/00)

Touchdowns: 1 at Ind (11/7/99); vs. Oakland (1/2/00); at Seattle (10/29/00); at NE (12/4/00)

Punt Returns: 6 vs. Buffalo (11/19/00); 6 at San Diego (11/26/00)

Punt Return Yards: 65 at San Diego (11/26/00)

2002 REALIGNMENT

American Football Conference

EAST

Buffalo Bills
 Miami Dolphins
 New England Patriots
 New York Jets

NORTH

Baltimore Ravens
 Cincinnati Bengals
 Cleveland Browns
 Pittsburgh Steelers

WEST

Denver Broncos
 Kansas City Chiefs
 Oakland Raiders
 San Diego Chargers

SOUTH

Houston Texans (New)
 Indianapolis Colts
 Jacksonville Jaguars
 Tennessee Titans

National Football Conference

EAST

Dallas Cowboys
 New York Giants
 Philadelphia Eagles
 Washington Redskins

NORTH

Chicago Bears
 Detroit Lions
 Green Bay Packers
 Minnesota Vikings

WEST

Arizona Cardinals
 St. Louis Rams
 San Francisco 49ers
 Seattle Seahawks

SOUTH

Atlanta Falcons
 Carolina Panthers
 New Orleans Saints
 Tampa Bay Buccaneers



In 2000, Redskins defense ranked 1st in the NFC and 4th in the NFL.

Eddie

Mason

LINEBACKER

53

5th Season

6'0", 233

North Carolina

Born: Jan. 9, 1972



Career Highlights:

- Played in 16 games for Skins in 2000.
- Posted team-highs in total special teams tackles (28) and solo special teams tackles (20) in 2000.
- Made first career start at LB vs. Titans (10/30/00), tallying career-highs in total tackles (eight) and solo stops (six).
- Recorded first pro sack at Jacksonville (10/22/00).
- Finished second on Skins in 1999 in special teams blocks (89).
- Named Jets special teams MVP in 1995 after making team-high 25 special teams tackles.

NFL Acquisition: Drafted by NYJ in 6th round of 1995 (178th overall).

How Acquired: Signed as a free agent on Sept. 21, 1999.

2000 Season: Mason had his best season yet and was one of the Redskins special teams stars. He played on every special teams unit in all 16 games, leading the team in total special teams tackles (28) and solo special teams tackles (20). He also started at LB for the first time in his career. In two starts at LB, he had 20 tackles (18 solo), two sacks and one forced fumble. They were his first career sacks. When weak-side LB Shawn Barber injured a knee in the second quarter at Jacksonville in Week 8, Mason

replaced him and made an immediate impact. He sacked QB Mark Brunell twice in a three-play span as part of the Skins six-sack performance. Mason also forced a fumble and made a season-high five tackles on special teams. With Barber out in Week 9 vs. Tennessee, Mason started at LB for the first time ever and set career-highs in total tackles (eight) and solo stops (six). He started again the next week at Arizona and matched his career-best with six solo tackles.

Pro Career: 1999: Mason was a welcome addition for the Redskins after they signed him with the season two games old. He played in the last 14 regular-season games on special teams, recording 89 blocks, the team's No. 2 mark. He also saw limited time at LB, tallying three tackles and one pass defended. He made three tackles and one assist in the playoffs. His best performances were in Week 3 at NYJ (six blocks on punt returns and a team-high four blocks on kickoff returns); Week 9 at Philadelphia (one assisted tackle on kickoff coverage, team-high seven blocks on kickoff returns); and Week 12 at Detroit (two assisted tackles on kickoff coverage, six blocks on kickoff returns). **1998:** Carolina waived Mason on 8/25, and Jacksonville signed him as a free agent on 12/2. He played in the Jaguars last four regular-season games and both playoff games. He made nine tackles (five solo) in limited time at LB and five special teams stops. He made four tackles on defense and two on special teams in the

playoffs. He saw his first action in three years at Minnesota (12/6), competing in 13 plays with two tackles on defense and one on special teams. He played LB for 20 plays in the regular-season finale, making six tackles on defense and two tackles on special teams. He saw action in seven plays in an AFC Wild Card Playoff vs. NE and in 23 plays in the Divisional Playoff at NYJ, making four tackles on defense. He had a special teams tackle in each game.

1997: TB signed Mason on 4/22 but waived him on 8/19 in the roster cut to 60 players. He sat out the season.

1996: Mason entered Jets training camp as their backup RLB but suffered a season-ending knee injury in a preseason game vs. NYG on 8/17. He spent the rest of the year on IR. **1995:** Mason led the Jets with 25 special teams tackles and was named the Jets special teams MVP. He was inactive for the season-opener at Miami but played in the other 15 games. He made three special teams tackles vs. Jacksonville (9/17) and at Seattle (11/26).

College/Personal: Mason was a four-year letterman at North Carolina and

made 184 tackles. As a senior in 1994, he started every game at OLB and was second on the team with 76 tackles. He posted eight tackles, one INT and two passes defended in the Sun Bowl vs. Texas. He didn't start as a junior but had 76 tackles, 2.5 sacks and one INT. As a sophomore, he mainly saw action on special teams. He played in eleven games as a redshirt freshman with nine tackles. He redshirted in 1990. Mason graduated in 1995 with a degree in sociology. He attended Jordan Matthews High School in Siler City, NC, where he played OLB and TB. He received All-Conference and All-East North Carolina honors as a senior and was named his conference's linebacker of the year. He and his wife, Sonya Renee, have a daughter, Sydney, and a son, Tyler. They live in Herndon, VA. He enjoys ministering to the homeless. Mason participates in the "Redskins Read" literacy program, as well as other Leadership Council projects.

Single-Game Highs

Tackles: 8 vs. Ten (10/30/00)

Solos: 6 twice, last vs. Ariz (11/5/00)

Sacks: 2 vs. JAX (10/22/00)

EDDIE MASON			CAREER RECORD					
	Team	Tkl	Solo	Asst	SpTmTk	Sacks	FF-FR	G-S
	1995 NYJ	0	0	0	25	0	0-0	15-0
	1996 NYJ				Injured reserve (knee)			
	1998 JAX	9	5	4	5	0	0-0	4-0
	1999 Wash	3	3	0	18	0	0-0	14-0
	2000 Wash	20	18	2	28	2	1-0	16-2
	Total	32	26	6	76	2	1-0	49-2
	Playoffs	4	3	1	5	0	0-0	4-0



Mason makes first two career sacks at Jax 10/22/00

Kevin

Mitchell

LINEBACKER

55

8th Season

6'1", 250

Syracuse

Born: Jan. 1, 1971



Career Highlights:

- Finished second on Skins in 2000 in total special teams tackles (23) and solo special teams stops (16).
- Made first career INT vs. Ravens (10/15/00); picked off pass seven yards deep in end zone on second-and-goal from the one to prevent a TD.
- Posted career-high 56 tackles for Saints in 1998, including a single-game career-high 11 vs. SF (10/11/98).
- Posted one special teams tackle for 49ers in Super Bowl XXIX.

NFL Acquisition: Drafted by 49ers in second round of 1994 (53rd overall).

How Acquired: Signed as a free agent on Feb. 29, 2000.

2000 Season: Mitchell was key for the Skins on special teams. He played in 16 games and participated on all special teams units, finishing second on the team in total special teams tackles (23) and solo special teams stops (16). He also saw time at LB, recording five tackles (three solo), one sack, one INT and one pass defended. He made two huge plays on defense. One was an important goal line tackle that prevented a TD in Week 2 at Detroit. He intercepted a pass vs. Baltimore in Week 7 that was pivotal in the Skins 10-3 victory. The Ravens had second-and-goal on the one with :10 left in the first half, when Mitchell picked off QB Tony Banks' pass seven yards into the end zone. He took a knee for a touchback. It was his first career INT. He also sacked Carolina QB Steve Beuerlein for a seven-yard loss in the season-opener.

Pro Career: **1999:** Mitchell played in 16 games for the Saints with one start at MLB. He made 14 tackles with one assist and one pass defended. He was second on the team with twelve special teams tackles. He tied his career-high with nine solo tackles vs. TB (11/7). He made three solo stops in his only start at Jacksonville (11/21). He made four special teams tackles at the Ravens (12/19). **1998:** Mitchell played in only eight games but started each one for a career-high. He was inactive for the other eight games. He posted a career-high 56 tackles (31 solo) overall, including 2.5 sacks for 9.5 yards lost. He forced two fumbles and defended one pass. He recorded double-digit tackles three times, including a career-best eleven (six solo) vs. SF (10/11). He had a career-best seven solo tackles as part of ten total tackles vs. TB (10/25). He also posted 10 tackles (five solo) at Indianapolis (9/27). He missed games 4, 9-12 and 14-16. **1997:** Mitchell played in 16 games for SF, registering 40 tackles. He made 29 special teams tackles (20 solo) and forced a fumble at the Rams (9/7). He posted a season-high six tackles vs. Atlanta (9/21), including two on special teams. He had two special teams tackles in an NFC Divisional Playoff game vs. the Vikings (1/3/98) and one vs. GB (1/11/98). **1996:** Mitchell played in twelve games and started three. He posted 31 tackles, one sack and one pass defended, plus eight special teams tackles. He missed four games with a right hip injury. He made his first career start vs. the Saints (9/1) and had four tackles and a pass defended. He posted a career-high nine tackles (six solo) and his first career sack vs. the Ravens (11/17). In his second

career start, he made five tackles and recovered a fumble vs. the Rams (9/8). He set up a first-quarter TD with a forced fumble at the Steelers (12/15). He played in both NFC playoff games. **1995:** Mitchell played in 15 games and was second on the team with 12 special teams tackles. He added five stops on defense. He made three special teams tackles in the home opener vs. Atlanta (9/10). He logged a season-high 24 plays from scrimmage at MLB and recorded two solo tackles and a pass defended at the Rams (10/22). Playing LB, he made two solo tackles at Miami (11/20). He had a special teams tackle in an NFC Divisional Playoff game vs. GB (1/6/96). **1994:** Mitchell played in 16 games and posted 22 total tackles. He made a team-high 16 special teams stops and three special teams hits at the Skins (11/6). He made two tackles and defended a pass vs. Atlanta (12/4). He contributed three solo tackles and one special teams stop in Divisional Playoff vs. Chicago (1/7). He made a special teams stop against SD in Super Bowl XXIX (1/29/95).

College/Personal: Mitchell started every game of his career at Syracuse (48), earning Honorable Mention All-America and First-Team All-Big East honors as a junior and senior. He received Second-Team honors his first two years. He finished his career ranked third in school history with 21 sacks. He played NG and MLB and earned a sociology degree. Mitchell attended Harrisburg High (PA) and was an all-state offensive guard and second-team LB. He also lettered in basketball. Mitchell and his wife, Denise, split their time between Harrisburg, PA and Ashburn, VA.

SINGLE-GAME HIGHS

- Tackles: 11 vs SF (10/11/98)
- Solos: 9 vs TB (11/7/99)
- Sacks: 1 vs Balt (11/17/96);
at StL (9/6/98);
vs TB (10/25/98);

KEVIN MITCHELL				CAREER RECORD					
		Solo	Asst.	Tot.	SpTmTack	Sack-Yds	PD	FF-FR	G-S
1994	SF	19	3	22	16	0	1	0-0	16-0
1995	SF	12	3	15	12	0	1	0-0	15-0
1996	SF	24	7	31	8	1-9	1	0-1	12-3
1997	SF	24	16	40	29	0	3	0-0	16-0
1998	NO	31	25	56	0	2.5-9.5	1	0-0	8-8
1999	NO	14	1	15	12	0	1	0-0	16-1
2000	Wash	3	2	5	23	1-7	1	0-0	16-0
Totals		127	57	184	100	4.5-25.5	9	0-1	99-12
Playoffs		6	0	6	7	0	0	0-0	8-0



Mitchell makes first career INT vs. Balt 10/15/00

Michael

Moore

GUARD

66

2nd Season

6'2", 318

Troy State

Born: Nov. 1, 1976



Career Highlights:

- Played in first NFL game at Jacksonville (10/22/00) and made first career start vs. Arizona (12/24/00).

How Acquired: Drafted by Washington in 4th Round of 2000 (129th overall).

2000 Season: Moore was active for eleven games, seeing action in five. He saw his first NFL action at guard at Jacksonville in Week 8. He made his first start at guard in the season-finale vs. Arizona, when he replaced injured LG Keith Sims and helped the Skins rush for 140 yards. He also played on the FG protection unit vs. Tennessee in Week 9, vs. the Eagles in Week 12 and at Pittsburgh in Week 15.

College/Personal: Michael "Mookie" Moore allowed only three sacks and six QB pressures in his senior year at Troy State, when he started all eleven games at LT and posted a team-high 179 knockdown blocks.

He played in a team-high 724 plays. Moore tallied a season-high 37 knockdowns in a win over Stephen F. Austin and followed with 22 at McNeese State and 21 vs. Jacksonville State. He also had 21 knockdowns vs. Northwestern State. Before transferring to Troy State, Moore lettered three seasons at Alabama, where he played RG. He played offense and defense at Fayette County (AL) High School, earning All-America honors. On defense, he compiled ten sacks as a junior. He was also an excellent run blocker with exceptional speed and quickness. The greatest leader in his life is his father. Moore and his wife, Cathy, live in Ashburn, VA.

MICHAEL MOORE CAREER RECORD

Games-Starts: 5-1 - 2000 (5-1).



Walter

Rasby

TIGHT END

86

8th Season
6'3", 261
Wake Forest
Born: Sept. 7, 1972



Career Highlights:

- Set career-highs of 15 catches and 119 receiving yards with Detroit in 1998.
- Posted career-highs of five catches and 39 receiving yards at Chicago (10/4/98).
- Made a career-long, 17-yard reception vs. Chicago (11/15/98) and vs. Atlanta (11/12/00).

NFL Acquisition: Signed by Pittsburgh as a free agent on April 29, 1994.

How Acquired: Signed as a free agent on April 10, 2001.

2000 Season: Rasby excels as a blocker and started eight games in 2000, mostly in two TE sets. He caught ten passes for 78 yards with one TD. He had his best performance at the NYG (11/23), when he started for the second straight game and scored the Lions first TD on Charlie Batch's five-yard toss. Rasby totaled two catches for 17 yards in the game. He started at Atlanta (11/12) for regular starter David Sloan, who was inactive with a hamstring injury, and made a season-long 17-yard catch, which matched his career-long.

Pro Career: **1999:** Rasby returned to the backup role the Lions originally signed him to fill. He started six games as part of two TE sets and was used mostly as a reserve in short yardage and goal line situations. He caught three passes for 19 yards and a TD overall. He caught his first pass at KC (9/26), a three-yard TD reception, and made a season-high two catches for 16 yards vs. Chicago (11/25). **1998:** After signing with the Lions as an unrestricted free agent on 4/13, Rasby started

all 16 games, posting career-highs of 15 catches and 119 receiving yards with a TD after catching only six passes in his first four seasons. He remained the starter in the second half of the season despite projected starter David Sloan's return from the "physically-unable-to-perform" list in midseason. Once Sloan returned, he was used more as a blocker than receiver. Rasby posted a team- and career-high five catches for 39 yards at Chicago (10/4) and team-high four catches for 34 yards vs. Atlanta (12/20). He caught his first career TD pass at TB (11/22) on a 3-yard, play-action toss. **1997:** In his last season with Carolina, Rasby backed up Pro Bowl TE Wesley Walls, and also played on special teams. He played in the first 14 games and started two when the Panthers opened in a two TE set. He made his only catch of the season for one yard at Dallas (12/8) and then left the game with a sprained knee. He went on IR two days later. **1996:** Rasby played in all 16 regular-season games with one start. He also played in both playoff games. He was a big part of the Panthers improved ground game in which backs topped the 100-yard mark in 10 of 16 regular-season games. His only start was at Jacksonville (9/29). **1995:** Rasby signed with Carolina as a free agent on Oct. 17 after the Steelers released him in training camp. He played in nine games with two starts, catching five passes for 47 yards plus a two-point conversion. He made his first NFL start at New Orleans (11/26), catching one pass for nine yards and the first two-point conversion in Panthers history. He also started vs. Indianapolis (12/3), making one catch for eleven yards. **1994:** After signing

with Pittsburgh as an undrafted free agent, Rasby made the team in training camp. He played on special teams in two games and was inactive for the other 14 games. He made a special teams tackle vs. Miami (11/20) in his first pro action. He also played in the regular-season finale at SD (12/24).

College/Personal: Rasby led Wake Forest in catches as a senior with 32 for 247 yards. He totaled only six catches for 90 yards in his previous three years as a reserve. As a senior in 1993, he received the team's annual

Bill George Award as the Demon Deacons top lineman. He majored in speech communications. A two-sport athlete at Washington (N.C.) High, he was named to the Charlotte Observer's Top 25 list as a prep senior. He also played forward on the basketball team. His wife's name is Cortney.

Single-Game Highs

Catches: 5 at Chicago (10/4/98)
Yards: 39 at Chicago (10/4/98)
Long: 17 vs. Chicago (11/15/98);
vs. Atlanta (11/12/00)

WALTER RASBY				CAREER RECORD			
	Team	Rec	Yds	Avg	Lg	TD	G-S
1994	Pitt	0	0	0.0	0	0	2-0
1995	Car	5	47	9.4	15	0	9-2
1996	Car	0	0	0.0	0	0	16-1
1997	Car	1	1	1.0	1	0	14-2
1998	Det	15	119	7.9	17	1	16-16
1999	Det	3	19	6.3	13	1	16-5
2000	Det	10	78	7.8	17	1	16-8
Totals		34	264	7.8	17	3	89-35
Playoffs		0	0	0.0	0	0	3-0

Cory Raymer CENTER

52

7th Season
6'3", 300
Wisconsin
Born: March 3, 1973



Career Highlights:

- Missed the 2000 season due to a torn ACL suffered in training camp, snapping his string of 37 straight starts, including two playoff games.
- Part of an offensive line that earned game balls after the Skins gained 395 yards in a 50-21 win over NYG (9/19/99).

- Played in all but one of the Skins 1,029 offensive snaps in 1998.

How Acquired: Drafted by Washington in 2nd round of 1995 (37th overall).

2000 Season: Raymer tore his ACL in training camp on 8/14. He was declared inactive for the first four games before returning to practice. He reinjured the knee

on Sept. 28 and stayed on IR the rest of the year.

Pro Career: 1999: Raymer was a fixture on an offensive line that helped propel the NFL's No. 2-ranked offense, yielding only 31 sacks compared with a franchise-record 61 in 1998. He started all 16 regular-season games and both playoff games, reaching 37 straight starts. He earned a game ball, as did the rest of the offensive line, when the Redskins offense amassed 395 yards (164 rushing, 231 passing) in a 50-21 rout over the Giants in Week 2. **1998:** Raymer was healthy for an entire season for the first time. He started all 16 games at center on an otherwise injury-plagued offensive line. He played in all but one of 1,029 offensive plays. **1997:** Raymer played in six games as a backup to Jeff Uhlenhake. He started the last three games after a knee injury sidelined Uhlenhake for the rest of the year. **1996:** Injuries sidelined Raymer for most of the season. He started the first five games, playing in every snap, until injuring his knee in Week 5 vs. the Jets. He returned to appear for three plays vs. the Colts in Week 8. But two days later, he suffered season-ending injuries in a serious car accident while returning from a fishing trip. He bruised his kidney, fractured vertebra and badly sprained his left shoulder when his vehicle turned over after he tried avoiding a car that crossed into his path. **1995:** Raymer's rookie season began slowly when he broke an ankle in a scrimmage vs. the Steelers in the first week of training camp. He didn't play a down until making his first NFL start vs. Seattle in Week 11. He played the whole game.

College/Personal: Raymer was regarded as the premier center in college football as a senior at Wisconsin, earning unanimous first-team All-America honors. He was the first Badgers center since former Steelers great Mike Webster to earn All-Big Ten honors. The anchor of the Badgers offensive line, he helped Wisconsin finish ninth in the nation in rushing with an average of 240.8 yards per game. He was one of twelve nominees for the 1994 Lombardi Award, which goes to college football's top lineman. He started every game as a junior. He began his freshman year as a backup at center after first playing DT. He was enrolled in Wisconsin's College of Letters and Sciences. Raymer grew up a Dallas Cowboys fan despite living in the heart of Green Bay Packers country. A *USA Today* All-America Honorable Mention from Goodrich High School in Fond du Lac, WI, he was a consensus First-Team All-State pick at defensive tackle. He broke his thumb as a freshman and begged his parents to let him remove the cast and play. Before the season's final game, his parents relented, and he shed the cast for one day to play. He loves to ride motorcycles. He rides a Suzuki GSXR. His sister, Lisa, is a special education teacher in Chicago who brought her students to Badgers games. Raymer escorted the young visitors around the Wisconsin locker room after games. He once wrote a second grade paper of his intention to be a football player, noting that he wanted to play football on the moon. Raymer and his wife, Heidi, live in Sterling, VA with their son Dylan.

CORY RAYMER

CAREER RECORD

Games-Starts: 77-42 - 1995 (3-2); 1996 (6-5); 1997 (6-3); 1998 (16-16); 1999 (16-16)

SEPTEMBER 16, 1937

The Washington Redskins played their first game in the Nation's Capital on this day in 1937. 19,941 fans came out to see the Skins take on the New York Giants at flood-lighted Griffith Stadium. QB Riley Smith scored all of the Redskins points with two field goals and a 60-yard touchdown romp with an intercepted pass, booting the extra point. The Redskins earned a 13-3 victory over Eastern Conference rival New York.

Chris

Samuels

TACKLE

60

2nd Season

6'5", 303

Alabama

Born: July 28, 1977



Career Highlights:

- Started all 16 games for Skins in 2000, one of only four players on offense to do so.
- Named Co-Offensive Rookie of the Month for October along with Miami tackle Todd Wade.

How Acquired: Drafted by Washington in 1st Round of 2000 (3rd overall).

2000 Season: Samuels earned the starting LT spot in training camp and never relinquished it. He was one of only four players on offense to start every game, joining RT Jon Jansen, C Mark Fischer and TE Stephen Alexander. Samuels was a solid contributor from the start and improved as the season progressed. He went the first five games without allowing a sack before Eagles Pro Bowl DE Hugh Douglas overpowered him for two sacks in Week 6. Samuels shut out Douglas in the rematch in Week 12. Samuels won co-Offensive Rookie of the Month for October with Dolphins tackle Todd Wade. He missed the last three quarters in the season-finale vs. Arizona with a neck injury. Samuels also showed some speed. He and guard Tre Johnson chased down Lions DT Kelvin Pritchett after an INT and tackled him at the goal line to prevent a TD in Week 2. The Lions settled for a FG.

College/Personal: Samuels ended his celebrated career at Alabama by winning the Outland Trophy as college football's top lineman after his 1999 senior season. He was also a semifinalist for the Lombardi Award and a First-Team All-American. He was named First-Team All-SEC by coaches, AP, the *Birmingham News* and the *Mobile*

Press Register. He won the Jacobs Award as the SEC's most outstanding blocker. Samuels started 42 straight games, from early in his 1996 freshman season until his last regular-season game as a senior, without yielding a sack. (He had arthroscopic surgery on his right knee as a senior and missed the Orange Bowl, Senior Bowl and NFL Scouting Combine.) He didn't allow a QB pressure in 1999 and had 91 knockdown blocks. He played nearly every offensive snap during the regular season and opened many holes for Shaun Alexander, who gained 1,383 yards rushing. As a junior, Samuels was *Birmingham News* First-Team All-SEC and an SEC Second-Teamer. He started all eleven games and played in every offensive snap except one. The coaches named him Second-Team All-SEC, an honor he also got as a sophomore. He made steady progress as a true freshman and started the last seven games in 1996. He played in 532 snaps, fourth on the team behind offensive linemen Pete DiMario (809), John Causey (771) and Laron White (641). He was a freshman All-SEC selection by the *Knoxville News*. He sat out the 1995 season as a redshirt freshman. Samuels majored in human performance at Alabama. He played offense and defense at John Shaw High School in Mobile, AL. He injured his neck late in his senior season and saw limited playing time. He still graded 90 percent or better in every game. He helped Shaw to an 8-3 record and a spot in the state playoffs. Samuels enjoys fishing, swimming and playing basketball. His brother, Lawrence, plays arena football for the New Jersey Red Dogs. Samuels lives in Ashburn, VA.

CHRIS SAMUELS CAREER RECORD

Games-Starts (16-16): - 2000 (16-16).

Deion

Sanders

CORNERBACK

21

13th Season
6'1", 195
Florida State
Born: Aug. 9, 1967



Career Highlights:

- Only man in pro sports history to play in both a World Series (batting .533 Atlanta in 1992) and in the Super Bowl (victorious with SF in 1994 and Dallas in 1995).
- Only player in Super Bowl history to have both a pass reception and interception.
- In 1996 became first two-way starter in NFL since the Eagles' Chuck Bednarik (1962).
- 7-time Pro Bowl selection - 1994 NFL Defensive Player of the Year.
- 49 career interceptions, 21 regular season TDs, and one playoff TD.
- Second in NFL history with eight career interception returns for TD - trailing only Hall of Famer Ken Houston (Wash., 1973-80) who has nine.
- Averages 15.9 yards every time he touches the football in a regular season game (480 carries/catches/returns for 7,624 yards).
- His 22 career TDs (including playoffs) have been scored in the following manner: int (8), PR (6), receptions (3), rushes (1), KOR (3), and fumble recoveries (1).
- Holds the NFL record with 18 career touchdowns scored on returns (punt, kickoff, interception, and fumble).
- Has 49 career interceptions for 24.2 yard avg (1,187 yards). All-time NFL leader (minimum of 50 interceptions) is Lem Barney's 19.2 avg.
- Finished the 1997 baseball season ranked second in NL with 56 stolen bases.

NFL Acquisition: Drafted by Atlanta in 1st round of 1989 (5th overall).

How Acquired: Signed by Washington as a free agent June 6, 2000.

2000 Season: Earned NFC Special Teams Player of the Week and DirecTV Play of the Week honors after 57-yard PR in overtime to set up game-winning field goal vs. TB (10/1). Returned career-high seven punts vs. TB (10/1), garnering 86 yards. Finished second on team in INTs and led club with 91 interception yards. Finished first on squad with 25 punt returns for 185 yards. At corner, gave up just one TD pass at Jax (10/22). Finished season eleventh on team with 46 tackles, including 39 solo, with ten pass defenses and one forced fumble. Started 15 games, missing start against Baltimore due to its opening offensive formation. Played in all 16 regular season games for the first time in four seasons. Saw the field in one offensive series against Tenn (10/30).

Pro Career: **1999:** At Dallas, finished fourth in NFC with 11.5 PR avg. Had 70-yard punt return for TD vs. Wash (10/24). Had 76-yard return to the two-yardline the following week at Ind (10/31). Added recorded season-high six stops. First interception of year at Ariz (11/21). Recorded fifth two-interception game four days later vs. Mia (11/25) picking off Marino twice. Missed first two games of year due to off-season toe surgery. **1998:** Named to seventh NFL Pro Bowl as CB and KR, despite missing final month of season with a left toe injury suffered at Ariz (11/15). Second time he has been selected to Pro Bowl at both positions (1992). NFL Special Teams Player of the Year by the NFL Alumni Association for his electrifying performance as a punt returner. Led NFL in with 15.6 punt return average including six 30-yard returns and two

TDs. Had five interceptions while playing in eleven games. Caught seven passes for 100 yards, including a 55-yard effort. Touched the ball 48 times and gained 685 yards (14.3 avg.). 43-yard PR on second return of year vs. Ariz (9/6). MNF star at NYG (9/21) with a 59-yard PR for a TD, left game due to dehydration in first quarter only to return in third period and catch a 55-yard pass. In the fourth quarter, he returned an interception 71 yards for a score. His 100 punt return yards (on five returns) was a career-high. 60-yard PR next week vs. (9/27). Had 71-yard PR TD called back by penalty at Wash (10/4). Preserved 27-20 win vs. Car (10/11) with late game interception. Monday Night hero at Phil (11/2), with a 69-yard PR for a touchdown and a fourth quarter interception. Returned from toe injury to play in Cowboys Wild Card playoff loss vs. Ariz (1/2/99) registering three tackles and a 41-yard punt return to set up Dallas' only touchdown. **1997:** Named to sixth Pro Bowl. Named NFC Defensive Back of the Year as selected by the NFL Players Association, despite rarely being challenged by most of the QBs, and as a result, registered only two interceptions (both were off Pro Bowlers Steve Young and Brett Favre). Played with the Cincinnati Reds of the MLB right up until the start of the NFL season, joining the Cowboys just prior to the season opening win in Pittsburgh (8/31). With only one full practice, he started at RCB and had four tackles, two passes defended, and returned two punts for a 22.5-yard avg. The following day, he was 0-1 for the Reds as a pinch hitter against the Royals. Returned to football full time for Monday Night game vs. Phil (9/15) registering a season-high five tackles and deflected a pass. Had 83-yard PR for TD in third quarter at Chi (9/28) - longest PR of career and fourth longest in Dallas history. Also registered 100th pass deflection of career. Special teams game ball with season-high five punt returns for 81 yards against Jax (10/19). Broke the NFL record for career touchdowns on returns when he ran back the Favre interception 50 yards for a score at GB (11/23). It was his 14th career touchdown on a return of any kind. Fractured right rib on a punt return vs. Tenn (11/27) and was inactive the final three weeks of the season. Underwent arthroscopic surgery on his left ankle to remove a bone spur (5/28/98). **1996:** Started all 16 games on defense and eight on offense becoming the NFL's first two-way player in over 30 years.

Caught a pass in each of the first twelve games and finished second on team with 475 yards and fifth with 36 catches. Participated in 490 of the club's 981 offensive plays (50.0%), and 769 of 958 (80.3%) defensive snaps. Voted to fifth Pro Bowl (although rarely tested on defense - only two interceptions and nine passes defended for the year). Led team with three fumble recoveries. Season-highs offensively with nine catches for 87 yards in Opening Day loss at Chi (9/2). Also had three tackles and one key forced fumble while playing on 57 of 64 offensive plays and 51 of 61 defensive plays (108 of 125 total). Grabbed lone scoring catch of the year, (eight-yarder) vs. NYG (9/8). Returned fumble for 22 yards and a TD at Ind (9/15). Had 39-yard catch, first interception of year, and season-high seven stops on MNF at Phil (9/30). Caught five passes for four first downs and 60 yards and recovered one fumble at Mia (10/28). Season-long 41-yard catch at NYG (11/24). Sat out first half at Ariz (12/8) due to muscle spasm in his back; but entered the game in third quarter and recovered a fumble. Recorded a fumble recovery and interception in First Round Playoff win vs. Min (12/28). Suffered fractured orbit under right eye in Divisional Playoff loss at Car (1/5/97). **1995:** Signed with Dallas (9/9). Underwent arthroscopic surgery on his left ankle on (9/25) from injury suffered 5/31 as Sanders was attempting to steal third base as a member of the Cincinnati Reds (he was traded to the SF Giants on July 21). Began non-contact practice work with the Cowboys on 10/4. Made his first appearance, and start, at Atl (10/29) knocking away one pass in the end zone, while recording one reception for six yards as a wide receiver. First interception of year and 43-yard reverse off a punt return vs. Phil (11/16). Five tackles, 34-yard interception return, three passes defended, and one-yard rush at Oak (11/19). Season-high six tackles and 19-yard reception at Phil (12/10). Scored on 21-yard reverse in Divisional Playoff win vs. Phil (1/7/96). Also had a 13-yard catch, returned two punts and one interception. Caught 35-yard third-down pass vs. GB in NFC Championship Game (1/14/96). Grabbed team's longest catch of post-season with 47-yard bomb in Super Bowl XXX (1/28/96) over Pitt. Also recorded a pass deflection, a tackle and returned one punt for 11 yards to wrap up his second consecutive Super Bowl win. Voted to Pro Bowl. **1994:** The 1994 NFL Defensive Player of the Year. Signed with the 49ers (9/15) and

played in 14 regular season games, starting 12. Finished the season with 37 tackles and 15 passes defended, including six interceptions. First athlete to compete in a World Series and a Super Bowl. Tied Ronnie Lott's 1981 single-season team record of three interception returns for scores on plays of 74, 93 and 90 yards. Established NFL record with two interception returns for touchdowns of 90-plus yards in one season. Set a single-season SF record with 303 interception yards. Made his 49ers debut at the Rams (9/18). Started following week vs. NO (9/25) and was named NFC Defensive Player of the Week recording a season-high eight tackles and clinched the win with 0:32 remaining on a 74-yard interception return for a TD. Posted the second-longest interception return in SF history with a 93-yard score off a pick at Atl (10/16). Dislocated a finger vs. Dal (11/13), still recorded three tackles, three passes defended, and one interception. Seven tackles and a pair of passes defended at SD (12/11) including his third interception return for a TD on the season (90 yards). Bears did not attempt a single pass in his direction in the Divisional Playoff Game against Chi (1/7/95). Defensed five passes, including an interception at the San Francisco five yard-line, in NFC Championship Game win vs. Dal (1/15/95). In Super Bowl XXIX (1/29/95), he was credited with four tackles and returned an interception 15 yards against SD. **1993:** Played in eleven games for the Falcons in 1993 after finishing the baseball season. Named Pro Bowl starter by leading NFC with seven interceptions. NFC Defensive Player of the Month for November with two interceptions and six passes defended. Only player in NFL in '93 to rush and catch a pass from scrimmage on offense, intercept a pass on defense, and return punts and kickoffs. **1992:** NFL leader in Pro Bowl balloting at both cornerback and as a kickoff returner, but by league rules could only start at one position, getting the nod on defense. Led NFL with a 26.7 yard KOR average and 1,067 yards. Had a 99-yard KOR for a TD at Wash (9/13)- the longest return in the NFC in '92. Dashed 73 yards for a score off a pair of laterals at Buffalo (11/22). Scored his first NFL TD from scrimmage on a 37-yard reception from Wade Wilson at TB (12/13). Totaled twelve plays of 30-plus yards: eight KORs, two ints, one lateral, and one catch. **1991:** Voted to first Pro Bowl starter following the 1991 season. NFC Defensive Player of the

Week twice: following a 21-17 win over the Raiders (9/22) when he sacked Jeff Hostetler, forcing a fumble that was recovered for a touchdown, and intercepted a pass; and then again when he recorded his first two-interception game, in addition to five tackles, against TB (11/17). Two-pick effort, including 55-yard return, vs. Sea (12/5). **1990:** His 82-yard interception return against Hou (9/9) was the longest TD play in the NFL in 1990. Later in the season, he set a Falcons team record with a 79-yard punt return for a score against Cin (10/28). His 61-yard interception return for a TD clinched a Falcons win against Dal (12/30). **1989:** Drafted by Atlanta in the first round (fifth overall). Signed with the Falcons (9/7) and marked his NFL debut against the Rams (9/10) by returning his second career punt return 68 yards for a score. That touchdown established him as the only athlete in modern history to score a NFL touchdown and hit a major league home run in the same week, as he blasted a home run for the N.Y. Yankees five days earlier (9/5).

College/Personal: Two-time All-American at Florida State. Awarded the Jim Thorpe award as a senior. Set Florida State career records with 287 interception return yards (14 interceptions) and 1,429 punt return yards. Played on teams that won four bowl games. Scored six career touchdowns, three each on interceptions and punt returns. Member of the Seminoles' College World Series baseball team as a centerfielder, and a track & field standout who, as a freshman, was named Metro Conference's MVP after capturing the conference title in both the 100 and 200 meters. Qualified for the Olympic Trials as a sprinter in 1988. One of his most memorable athletic performances was the day he played for the Seminoles baseball team in the first game of the Metro Conference tournament, went over to the track to run a leg on the 4x100 meter relay team while wearing his baseball pants, and returned to the diamond to slap the game-winning hit in the Seminoles' second game of the day. FSU's 4x100 relay squad included Sanders and NFL players Sammie Smith and Dexter Carter, in addition to world-class sprinter Arthur Blake. Deion Luwynn Sanders starred at North Fort Myers, FL, High School, where as a senior he passed for 839 yards and rushed for 499 as a left-handed option quarterback. Also picked off four passes as a

cornerback, earning All-State honors. Named All-State in basketball (24 ppg) and baseball.

Devotes time in the off-season to providing the testimony of his Christian faith throughout the country. In April of 1997, he made a \$1 million donation to the Potters House Church in Dallas for the purpose of building a youth center. The donation will be used to help launch "Project

2000," a wide ranging social service ministry that is being started by the church. Sanders is a very active member of the Potters House congregation, where he works closely with the nationally renowned pastor Bishop T. D. Jakes. Deion is married (Pilar) and has three children, daughter, Deiondra, and sons Deion Luwynn, Jr. and Shilo.

DEION SANDERS

CAREER RECORD

	Solo	Ast	Total	Sacks	PD	FF	FR	G-S
1989 Atl	28	11	39	0	8	2	1	15-10
1990 Atl	31	19	50	0	18	0	2	16-16
1991 Atl	35	14	49	1	14	2	1	16-15
1992 Atl	44	22	66	0	4	2	2	13-12
1993 Atl	27	7	34	0	8	1	0	11-10
1994 SF	35	2	37	0	15	0	1	14-12
1995 Dal	22	6	28	0	10	0	0	9-9
1996 Dal	32	13	45	0	9	1	3	16-16
1997 Dal	20	9	29	0	10	0	0	13-13
1998 Dal	25	3	28	0	8	0	1	11-11
1999 Dal	39	4	43	0	8	2	0	14-14
2000 Wash	39	7	46	0	10	1	0	16-15
Totals	377	117	494	1	132	11	11	164-153
Playoffs	20	9	29	0	14	0	0	2-12

INTERCEPTIONS

PUNT RETURNS

Year	Int	Yds	Avg	Lg	TD	Year	PR	FC	Yds	Avg	Lg	TD
1989 - Atl	5	52	10.4	22	0	1989 - Atl	28	7	307	11.0	68	1
1990 - Atl	3	153	51.0	82	2	1990 - Atl	29	13	250	8.6	79	1
1991 - Atl	6	119	19.8	55	1	1991 - Atl	21	9	170	8.1	23	0
1992 - Atl	3	105	35.0	55	0	1992 - Atl	13	9	41	3.2	14	0
1993 - Atl	7	91	13.0	41	0	1993 - Atl	2	1	21	10.5	16	0
1994 - SF	6	303	50.5	93	3	1994 - SF	0	0	0	0.0	0	0
1995 - Dal	2	34	17.0	34	0	1995 - Dal	1	1	54	54.0	43	0
1996 - Dal	2	3	1.5	2	0	1996 - Dal	1	1	4	4.0	4	0
1997 - Dal	2	81	40.5	71	1	1997 - Dal	33	12	407	12.3	83	1
1998 - Dal	5	153	30.6	71	1	1998 - Dal	24	8	375	15.6	69	2
1999 - Dal	3	2	0.7	2	0	1999 - Dal	30	1	344	11.5	76	1
2000 Wash	4	89	22.8	32	0	2000 Wash	25	6	185	7.4	57	0
Totals	48	1185	24.7	93	8	Totals	207	68	2158	10.4	83	6
Playoffs	5	80	16.0	31	0	Playoffs	11	4	118	10.7	41	0

FUMBLE RETURNS

Year	FR	Yds	Avg	Lg	TD
1996 - Dal	3	15	5.0	22	1
Totals	11	15	1.4	22	1
Playoffs	1	3	3.0	3	0

RECEIVING

Year	Rec	Yds	Avg	Lg	TD
1989 - Atl	1	-8	-8.0	-8	0
1990 - Atl	0	0	0.0	0	0
1991 - Atl	1	17	17.0	17	0
1992 - Atl	3	45	15.0	37	1
1993 - Atl	6	106	17.7	70	1
1994 - SF	0	0	0.0	0	0
1995 - Dal	2	25	12.5	19	0
1996 - Dal	36	475	13.2	41	1
1997 - Dal	0	0	0.0	0	0
1998 - Dal	7	100	14.3	55	0
1999 - Dal	4	24	6.0	9	0
Totals	60	784	1	70	3
Playoffs	3	95	31.7	47	0

KICKOFF RETURN

Year	KOR	Yds	Avg	Lg	TD
1989 - Atl	35	725	20.7	72	0
1990 - Atl	39	851	21.8	50	0
1991 - Atl	26	576	22.2	100	1
1992 - Atl	40	1,067	26.7	99	2
1993 - Atl	7	169	24.1	31	0
1994 - SF	0	0	0.0	0	0
1995 - Dal	1	15	15.0	15	0
1996 - Dal	0	0	0.0	0	0
1997 - Dal	1	18	18.0	18	0
1998 - Dal	1	16	16.0	16	0
1999 - Dal	4	87	21.8	31	0
Totals	154	3,524	22.9	100	3
Playoffs	8	177	22.1	32	0

RUSHING

Year	Rush	Yds	Avg	Lg	TD
1992 - Atl	1	-4	-4.0	-4	0
1995 - Dal	2	9	4.5	8	0
1996 - Dal	3	2	0.7	3	0
1997 - Dal	1	-11	-11.0	-11	0
Totals	7	-4	-0.6	8	0
Playoffs	4	39	9.8	21	1

Sanders 22 NFL Touchdowns

Interception Returns (8)

- 82 yards vs. Hou (9/9/90)
- 61 yards vs. Dal (12/20/90)
- 55 yards vs. Sea (12/15/91)
- 74 yards vs. NO (9/25/94)
- 93 yards at Atl (10/16/94)
- 90 yards at SD (12/11/94)
- 50 yards at GB (11/23/97)
- 71 yards at NYG (9/21/98)

Punt Returns (6)

- 68 yards vs. LA Rams (9/10/89)
- 79 yards vs. Cin (10/28/90)
- 83 yards vs. Chi (9/28/97)
- 59 yards at NYG (9/21/98)
- 69 yards at Phil (11/2/98)
- 70 yards at Wash (10/24/99)

Rushing (1)

- 21 yards vs. Phil (1/7/96) (post-season)
- Fumble Returns (1)
- 22 yards vs. Ind (9/15/96)

Receiving (3)

- 37 yards at TB (12/13/92)
 - 70 yards vs. Dal (11/21/93)
 - 8 yards vs. NYG (9/8/96)
- Kickoff Returns (3)
- 100 yards at SF (10/31/91)
 - 99 yards at Wash (9/13/92)
 - 73 yards at Buf (11/22/92)



Single Game Highs

- Interceptions: 2, five times, last vs. Mia (11/5/99)
- Long Interception Return: 93 at Atl (10/16/94)
- Long Reception: 70 vs. Dallas (11/21/93)
- Punt Returns: 6, two times, at NO (11/25/90), at NO (12/2/92)
- PR Yards: 100 at NYG (9/21/98)
- Long Punt Return: 83 vs. Chi (9/28/97)
- KORs: 6, four times, last at STL (12/27/92)
- KOR Average: 42.3 at SF (10/31/91)
- Long KOR: 100 at SF (10/31/91)

Sam

Shade

SAFETY

29

7th Season

6'0", 205

Alabama

Born: June 14, 1973



Career Highlights:

- Finished first on Redskins in total tackles (143), solo stops (92) and assisted tackles (51) in 2000; team's leading tackler in seven games, tied for first twice.
- Recovered team-high four fumbles in 2000.
- Made season-high 15 tackles vs. TB (10/0/00) and vs. NYG (12/3/00).
- Collected team-highs of 166 tackles and 119 solos in 1999.
- Made career-high 17 tackles and 14 solos vs. NYJ (9/26/99).
- Sacked Detroit QB Gus Frerotte twice in Skins 27-13 playoff win (1/ 8/00).
- Scored first and only TD on 55-yard fumble return in 1998.
- Tallied career-high three INTs in 1998.

NFL Acquisition: Drafted by Cincinnati in 4th round of 1995 (102nd overall).

How Acquired: Signed as a free agent on Feb. 18, 1999.

2000 Season: Shade was instrumental in the Redskins defense placing 4th in the NFL and 1st in the NFC. The hard-hitting strong safety led the team in tackles (143) and solo stops (92) for the second straight year, and placed first in assisted tackles (51). He was the Skins No. 1 tackler in seven games and tied for first twice. He posted a team-high four fumble recoveries, two INTs, seven passes defended and one sack for (-5) yards. He played on kickoff and punt coverage as well, recording six special teams tackles (three solo). He played in all 16 games and started 14. Shade led the Skins with eight tackles in Week 2 at Detroit. The next week vs. Dallas, he intercepted a third-quarter pass to help set up a one-yard TD run by Stephen Davis. He crafted big back-to-back games in

Week 5 vs. TB and Week 6 at the Eagles. As the Skins defense held the Bucs to 255 yards, Shade led the team with a season-high 15 tackles. He also recovered a fourth-quarter fumble that led to Brad Johnson's eight-yard scoring pass to Larry Centers, giving the Skins a 17-7 lead in their 20-17 win. Shade made a team-high nine stops against the Eagles to accompany an INT and fumble recovery just before halftime. He tied with FS Mark Carrier for a team-high nine tackles at the Jaguars in Week 8, when he made his only sack of the season and recovered a fourth-quarter fumble. Shade didn't start when the Skins opened in a dime package on defense in Week 11 at St. Louis but still made a team-high eleven tackles. He again led the team in Week 12 vs. the Eagles with ten tackles despite not starting. He tied his season-high with 15 tackles in Week 13 vs. NYG, another team-high, and recovered a fumble in Week 14 at Dallas. Shade collected a team-high twelve tackles in Week 15 at the Steelers and tied with LB Shawn Barber with a team-high six tackles in the season-finale vs. Arizona.

Pro Career: 1999: Shade led the Redskins with 166 tackles and 119 solo stops, both career-highs. He tied with FS Leomont Evans for second on the team with 43 assisted tackles. He also led the Redskins in total tackles in nine games. He had ten games of at least ten tackles and tallied ten passes defended (third on the team), two INTs, one fumble recovery and 1.5 sacks. He had seven tackles (three solo) on special teams. He made at least ten tackles in three of the first four games. In Week 2 at NYG, he had 10 tackles and made a jarring hit on Giants TE Howard Cross. The next week vs. NYJ, he collected a career-high 17 tackles (14 solo). He made at least ten tackles in Weeks 6-9. In Week 7 vs. Chicago, he also threw three blocks on kickoff returns and two on

punt returns. He earned a game ball for his effort in Week 10 vs. NYG, making seven tackles, one sack, one INT, one assisted tackle on kickoff coverage and one kickoff return block. He had 15 tackles (eleven solo) the next week at Philadelphia and 14 tackles (eight solo, two-for-loss) in Week 14 at Indianapolis, when he also recovered a fumble and caused an INT. Shade had a great all-around game on special teams against the Colts, tallying one solo tackle on kickoff coverage, one solo stop on punt coverage, two kickoff return blocks and one punt return block. He finished the regular season with a team-high 15 tackles (nine solo) vs. Miami. He then had seven tackles and sacked QB Gus Frerotte twice for losses of 17 yards in the Wild Card Playoff vs. Detroit and made four tackles in the Divisional Playoff at TB. **1998:** Shade started 15 games for Cincinnati and tied for second on the team in tackles (78 overall, 60 solo). He missed his only start in Game 5 vs. the Steelers, as Bengals coaches decided to start Myron Bell against his former team. On the year, Shade tallied six passes defended, three INTs and two fumble recoveries. Against GB on 9/20, Shade intercepted a Brett Favre pass. He also recovered a fumble to help keep the Bengals close in a 13-6 loss. He made six tackles vs. the Steelers on 10/11 and earned a special teams game ball. He made a season-high ten tackles and added a sack vs. the Titans on 10/18. He intercepted QB John Elway in a 11/1 loss to Denver, as the Bengals nearly upset the eventual Super Bowl champs. He intercepted Vikings QB Jay Fiedler and returned it 32 yards for his third INT. His season highlight came vs. the Steelers on 12/20, when he returned a Kordell Stewart fumble 55 yards for a TD, the first of his career. **1997:** In twelve games as the Bengals starting strong safety, Shade led the defense in tackles seven times and finished second twice. He won the game ball after making six solo tackles and sacking QB Steve McNair for a six-yard loss in a 12/4 game vs. the Titans. He won another game ball after posting three special teams tackles and a forced fumble on a kickoff return in a 11/23

win over the Jaguars. He made a season-high eleven tackles (seven solo) vs. the Eagles (11/30). He also returned an INT 21 yards and had a season-high five special teams tackles. He led the team in tackles with ten in a 11/9 victory over the Colts and set up the game's first TD when he forced a Marshall Faulk fumble. He also added a sack. He played on all special teams coverage and return units despite assuming a starting role in the secondary. For the season, he had 96 tackles, seven passes defended, one forced fumble, one fumble recovery and one INT. He added 19 tackles and one forced fumble on special teams. **1996:** Shade played in twelve games mainly in goal line and multiple TE formations. He preserved a 21-14 Bengals victory on 12/8 vs. Baltimore, tackling Carwell Gardner for no gain on a fourth-and-goal from the one in the last minute. He made five tackles on defense and ten special teams stops overall. **1995:** Shade played in all 16 games and started at strong safety in Weeks 7 and 16, making 16 tackles on defense and five special teams stops. He made nine tackles in his first start in a Bengals win at Pittsburgh.

College/Personal: Shade played in every game in four years at Alabama, where he majored in business. As a senior, he finished third on the Crimson Tide with 57 tackles. He also had four tackles-for-loss, three fumble recoveries and a 28-yard INT return. As a junior, he finished second on the team in tackles (73) and had five tackles-for-loss. A native of Birmingham, AL, Shade attended Wenonah High School, where he played football with former Redskins guard Joe Patton. His and his wife, Jacquetta, have two kids: Justin and Jaila. They live in Great Falls, VA.

SINGLE-GAME HIGHS

Tackles: 17 vs. NYJ (9/26/99)

Solos: 14 vs. NYJ (9/26/99)

Interceptions: 1, Last: at Phil (10/8/00)

Sacks: 2 vs. Det (1/8/00)

SAM SHADE

		Solos	Asst	Tl-St-Tks	PD
1995	Cin	14	2	16	5
1996	Cin	4	1	5	10
1997	Cin	81	15	96	19
1998	Cin	60	18	78	9
1999	Wash	123	43	166	7
2000	Wash	92	51	142	6
Total		374	130	504	56
Playoffs		6	3	9	0

CAREER RECORD

	Int	Yds	Sack-Yds	FR-FF	G-S
	1	0-0	0.0-0	0-0	16-2
	0	0-0	0.0-0	0-0	12-0
	7	1-21	4-25	1-1	16-12
	6	3-33	1-8	2-0	16-14
	10	2-7	1.5-12	1-0	16-16
	7	2-15			1-5
Total	31	8-76	7.5-50	8-1	92-58
Playoffs	1	0-0	2-17	0-1	2-2

Bruce Smith

DEFENSIVE END

78

17th Season
6'4", 261
Virginia Tech
Born: June 18, 1963



Career Highlights:

- One of the most dominant defensive players in NFL history.
- Has 181.0 sacks, second all-time to Reggie White (198); all-time NFL playoff sack leader with 14.5.
- Perennial All-Pro with trips to the Pro Bowl 11 of his 16 seasons and each year from 1992-98.
- Posted 10 sacks in 2000, setting NFL record for most double-digit sack seasons (13).
- Started all 16 games in 2000 for seventh time; has started 229 of a possible 233 games overall during his career.
- Sacked Carolina QB Steve Beuerlein for a 21-yard loss (9/3/00), a career-long for Smith.
- Won ninth Player of the Week Award, the most among active players, after 3.0-sack, one safety, five-tackle performance at St. Louis (11/20/00).
- Finalist for the 2000 Quarterback Club Redskins Player of the Year Award.
- Has recorded a sack against every NFL team except San Diego, Baltimore and Buffalo.
- Holds a second-place tie with Lawrence Taylor for most consecutive seasons with double-digit sacks (seven). Reggie White has nine and John Randle has eight.
- Named NFL Defensive Player of the Year in 1990 and 1996.
- Collected career-highs of 120 tackles (1996), 54 QB pressures (1996), 19.0 sacks (1990) and four fumble recoveries (1985).

NFL Acquisition: Drafted by Buffalo in 1st Round of 1985 (first overall).

How Acquired: Signed as a free agent on Feb. 12, 2000.

2000 Season: Smith was an impact player in his first season in Washington and 16th overall. The pass rushing specialist tallied ten sacks, setting the league's all-time mark for most double-digit sack seasons (13). His sacks totaled 57 yards in losses for a defense rated No. 1 in the NFC and No. 4 in the NFL. He's in second place all-time with 181.0 career sacks and trails leader Reggie White by 17. He was a finalist for The Quarterback Club Redskins Player of the Year Award along with Marco Coleman, Stephen Davis and Champ Bailey. Smith was sixth on the team with 68 tackles (43 solo) and recovered a team-high four forced fumbles. He started all 16 games for the seventh time, compiling 229 career starts in a possible 233 games. The DE recorded a sack on his first play for the Redskins in a preseason game vs. NE on 8/11. He then dominated in his regular-season debut vs. Carolina, tying Bailey for the team-high in tackles (eight). He also had 1.5 sacks, including one where he dumped QB Steve Beuerlein for a 21-yard loss, a career-long for Smith. He was involved in one of the Skins most bizarre plays of the season in Week 5 vs. TB. He stripped QB Shaun King of the ball around midfield, appearing to end the Bucs final drive with about three minutes to play and the Skins up, 17-7. But King picked up the ball and threw a 46-yard TD to WR Reidel Anthony. Smith forced another fumble when he sacked Eagles QB

Donovan McNabb in Week 7. The next week, he tied his season-high for tackles with eight vs. Baltimore, propelling a Skins defense that held the Ravens to a season-low 199 yards. He saved perhaps his best performance for a Monday night game at defending Super Bowl-champion St. Louis in Week 11. He sacked Rams QB Trent Green three times, including one for a fourth-quarter safety that accounted for the final score in Washington's 33-20 win. He was named NFL Player of the Week for the ninth time, the most among active players. Smith had no sacks in Weeks 13-15, but he made the game's only sack in the season-finale vs. Arizona to reach ten and set the NFL record for most double-digit sack seasons.

Pro Career: **1999:** Smith kept on track as Buffalo's defensive leader in his 15th season. He started all 16 games, posting 80 tackles, seven sacks, and 25 QB pressures. He and WR Andre Reed established a new Bills record by playing in their 15th seasons. Smith dominated the line of scrimmage vs. the Eagles (9/26), picking up his first sack of the season, forcing a fumble and ending an Eagles drive into Bills territory. He finished with six tackles, two QB pressures, one sack and one forced fumble. He had another impressive effort vs. Miami (10/10) with nine tackles, one sack, one forced fumble and one QB pressure. He made five tackles vs. Pittsburgh (10/10), which the Bills defense held to just 48 yards rushing. He again made nine tackles vs. Oakland (10/17) and had two QB pressures. He helped shut down the Ravens offense and recorded two tackles, two QB pressures, three knockdowns and one tipped ball. He recovered a fumble at Washington (11/7), and his two sacks vs. Miami (11/14) marked his 48th career multi-sack performance and the first one since NE (11/13/98). He also tallied five tackles, two QB pressures and one forced fumble. He showed his All-Pro form in NE (12/26) with eight tackles (six solo) and one sacks, and in the Bills playoff loss to Tennessee, finishing with nine tackles (seven solo) and 2.5 sacks to become the NFL's all-time playoff sack leader with 14.5. **1998:** Smith was named to the Pro Bowl for the eleventh time and seventh straight time. He had ten sacks for

his twelfth double-digit sack season. It was also his seventh straight ten-plus sack season, putting him in a current second-place tie with Lawrence Taylor. He started 15 games, missing the season-opener at SD (9/6) with a knee injury. RB Thurman Thomas also missed the game, marking the first time neither player was in the Bills lineup since 10/18/87, a span of 170 regular-season games. Smith appeared in Week 2 at Miami (9/13), tying for the team lead with a season-high ten tackles. He earned AFC Defensive Player of the Week honors for the eighth time in his career due to a terrific Week 4 game vs. the 49ers: six tackles, six QB pressures, one sack and one forced fumble. He had a season-high two sacks in Week 10 vs. NE (11/15). He played in his 200th regular-season game in Week 15 vs. NYJ (12/19) and joined Andre Reed and Jim Ritcher as the only Bills to play in more than 200 career games. He ended the regular season with a sack and fumble recovery in the season-finale at the Saints (12/16) and made his 19th career playoff appearance in a Wild Card game at Miami (1/2). **1997:** Smith started all 16 games and finished with an AFC-high 14.0 sacks that tied him for third in the NFL behind Minnesota's John Randle and the Giants Michael Strahan. Smith's sack total tied for the third-highest in his career. He earned his sixth straight Pro Bowl trip and 10th selection overall. He had four multiple-sack games to raise his career total to 45. He opened the season with two sacks vs. Minnesota (8/31), then had 1.5 at NYJ. He had a season-high ten tackles vs. Detroit (10/5) and combined with Phil Hansen on the game's pivotal play. They tackled RB Barry Sanders in the end zone for the game-winning safety with just over 2:00 left. He had a season-high 2.5 sacks at Indianapolis (10/20) and was named AFC Player of the Week for the seventh time. He garnered AFC Player of the Month honors for October after notching 5.5 sacks, 33 tackles (28 solo) and nine QB pressures in four games. He received that honor for the sixth time. He made at least one sack in eight of the season's first nine games and had at least one sack in six straight games (Weeks 3-9). He sacked QB Dan Marino twice at Miami

(11/17). He had postseason surgery to clean out his knee and shoulder. **1996:** Smith had perhaps his best season, posting career-highs in tackles (120) and QB pressures (54). He was selected to a ninth Pro Bowl and was named NFL Defensive Player of the Year by AP, UPI, *Pro Football Weekly*, *Football Digest*, and *College and Pro Football Newsweekly*. He won the Mackey Award as the NFL's Defensive Lineman of the Year for the third straight season. He was named AFC Player of the Month for September and November and AFC Player of the Week for Week 11. He led the NFL with three blocked FGs (no other player had more than one) and led the AFC with 13.5 sacks. He made a key play when he hit Giants QB Dave Brown in OT and forced a fumble that Buffalo's Chris Spielman recovered to set up the game-winning FG (9/1). He had three sacks vs. NE (9/8), giving him 5.5 in the season's first two games. He blocked a FG in the fourth quarter at the Steelers (9/16) and blocked a 36-yard FG try late vs. Dallas (9/22). He moved into sole possession of second place on the NFL's all-time sack list with a sack in the fourth-quarter vs. Miami (10/13). At the Eagles (11/10), he sacked QB Ty Detmer on a fourth-and-goal from the three with :30 to play to help preserve the Bills win. He blocked his third FG at Indianapolis (12/1). He had his streak of consecutive games with a sack snapped at four at Seattle (12/8). He made a critical play in the third quarter of the Bills playoff-clinching victory over KC (12/22) when he sacked QB Steve Bono, forcing a fumble the Bills recovered. He had four solo tackles and one QB pressure in an AFC Wild Card Playoff vs. Jacksonville (12/28). **1995:** Smith had a marvelous season. He was named to his eighth Pro Bowl and was NFLPA Defensive Lineman of the Year. He led the Bills with 36 QB pressures and had his third 100-plus tackle season. He blocked his first career FG vs. Indianapolis (9/17). He made his first sack of the season at the Browns (10/2) and added a sack vs. Atlanta (11/12). He was the Miller Lite Player of the Game for his three-sack performance at SF (12/3). He had two sacks at the Rams (12/10), moving into third place on the NFL's all-time sack list. He was inactive for the season-finale vs.

Houston (12/24) because the game had no playoff implications. He had a team-high five QB pressures in the Wild Card Playoff vs. Miami (12/30). He was inactive for the Divisional Playoff (1/6) vs. the Steelers because of the flu and subsequent 104-degree temperature. **1994:** Smith was a unanimous First-Team All-Pro and was named to his seventh Pro Bowl. Perhaps his most distinguished honor was being named a finalist for Miller Lite "Player of the Year." He was AFC Defensive Player of the Month for September and AFC Defensive Player of the Week when he had four solo tackles, two sacks, six QB pressures, one forced fumble and one fumble recovery vs. the Chiefs (10/30). He led the Bills in forced fumbles (five) and finished third on the team with 92 tackles. He intercepted his second career pass at NE (9/11) and was credited with a half sack of QB Drew Bledsoe in the end zone that caused a fumble. The Bills recovered it for a score. He tied his personal best of four sacks at Houston (9/18). He was inactive for GB (11/20) due to a shoulder injury, marking his first absence from the lineup since 12/20/92. **1993:** Smith was again the NFL's best defensive player. He had 14 sacks, the league's second-best mark and No. 1 for the Bills. He won the George Halas Trophy as the Newspaper Enterprise Association's Defensive Player of the Year. He was named Defensive Player of the Year by *Pro Football Weekly*. He was voted to his sixth Pro Bowl but missed the game due to the birth of his first child. Smith led the Bills in QB Pressures (24) and was third in tackles (108). He was AFC Defensive Player of the Week in Week 8 at NYJ and AFC Defensive Player of the Month for October. He recorded his first career INT at NYJ (10/24) on a diving grab that sealed the victory. He made his 100th career sack vs. Washington's Mark Rypien (11/1). His six-game consecutive sack streak ended at Pittsburgh (11/15), a streak that matched his own mark in 1986 and Phil Hansen's in 1992. He made two sacks vs. the Raiders (1/15) to become the NFL's all-time playoff sack leader with eleven, overtaking Richard Dent (10.5) and Charles Mann (10). He added another sack in the AFC Championship game

vs. KC (1/23). He was the NFL's Postseason Defensive Player of the Week after the Raiders game. **1992:** Smith made his fifth trip to the Pro Bowl. He was the NFL Defensive Player of the Week for the AFC Championship game at Miami (1/17). He was nominated as the Bills recipient of the 1992 Ed Block Courage Award. He had eleven tackles (nine solo), three sacks and two QB pressures vs. Indianapolis (9/20). **1991:** In the most frustrating season of his career, Smith appeared in only five regular-season games. He was sidelined after the first week of training camp when his knee was scoped. He returned in Week 5 vs. Chicago (9/29). He was inactive the next week at KC (10/7) and went on IR (10/12). He was activated on 11/30 and appeared in only his second game vs. NYJ (12/1). He played in all three playoff games at less than 100 percent but was still effective. **1990:** Smith was arguably the NFL's most dominant defensive player. He was voted to his fourth Pro Bowl and was named Defensive Player of the Year by AP, UPI, *Football News* and *Pro Football Weekly*. He was *Touchdown Magazine's* Player of the Year, the NFL Alumni's Defensive Lineman of the Year and AFC Player of the Month (December). He was second in the NFL in sacks with a career-high 19.0, just one behind KC's Derrick Thomas. His 19.0 sacks set a Bills single-season record, breaking his own mark of 15 in 1986. He equaled Bills LB Cornelius Bennett's feat of being named AFC Defensive Player of the Week in consecutive games. Smith did it vs. the Colts (12/9) and NYG (12/15). He was second on the Bills tackle list (101). He completely dominated some games, such as at the Colts (12/9) when he sacked QB Jeff George four times. He made one of the biggest plays in Super Bowl XXV, sacking NYG QB Jeff Hostetler in the end zone for a second-quarter safety that gave the Bills a 12-3 lead. **1989:** Smith became the Bills all-time sack leader upon his 52nd sack. He finished the season with 13.0. He broke the record vs. NYJ (10/22), when he made three sacks. He was a Pro Bowl starter for the third straight year. He finished fourth in team tackles (88, seven solo) and made a half sack in the playoff game at Cleveland (1/6). **1988:**

Smith had a fantastic season that ended with Pro Bowl honors for the second time. He was the UPI AFC Co-Defensive Player-of-the-Year. He tied for second in sacks in the AFC with San Diego's Lee Williams (eleven). He played in only twelve games because he missed the first four after the NFL suspended him under its substance abuse program. He was ninth on the team in tackles with 56 but first in sacks. He made two sacks vs. the Bengals (1/8) in the AFC title game, though he missed some of the game with an injury. **1987:** Smith earned his first trip to the Pro Bowl, where he was named MVP. He received multiple prestigious postseason distinctions, including the NFLPA Defensive Lineman of the Year. He led Buffalo with 78 tackles. His twelve sacks were the most by an AFC defensive lineman. He also had 17 QB pressures. He won AFC Defensive Player of the Week for his six-tackle, three-sack effort vs. the Colts (12/13), when he sacked QB Sean Salisbury in the end zone, causing a fumble which Smith recovered for his first NFL TD. He partially blocked a FG vs. the Raiders (12/6). He started the season with 13 tackles vs. NYJ (9/13). **1986:** Smith had 15 sacks, tying with SD's Lee Williams for second-most sacks in the AFC. His 63 tackles ranked seventh on the club. He was an AFC Pro Bowl alternate. He had at least one sack in all but three games. **1985:** The NFLPA voted Smith AFC Defensive Rookie of the Year. He was also named to the *Football Digest* All-Rookie team. He started 13 games and led the Bills in sacks (6.5). He also led the team in QB pressures (25).

College/Personal: Smith was the 1985 Outland Trophy winner and a consensus First-Team All-American as a senior at Virginia Tech. He became the No. 1 NFL prospect. He made 46 career sacks for the Hokies and 25 tackles behind the line. His overall tackle total was 180. He was twice named Tech's MVP and twice selected as the top collegian in Virginia. He helped the Hokies go to the Independence Bowl. He was named to the All-South Independent team three straight years. Smith was an All-American in football at Booker T. Washington High School in Norfolk, VA. He also played basketball and helped his school

to a Virginia state championship as a senior. He grew up a fan of the Pittsburgh Steelers and has listed Hall of Famer "Mean" Joe Greene as his favorite player. Smith once contributed \$500 per sack to the City Mission of Buffalo, making a total contribution of \$5,000. He also hosted a celebrity golf tournament in Virginia to benefit Cystic Fibrosis. He donated \$50,000 to the Virginia Tech scholarship fund in

1987 and raised \$5,000 for the Variety Club Tele-a-thon in 1990 with the sale of his "Leader of the Sack" poster. He was inducted into the Virginia Tech Hall of Fame in 1995. He's one of seven men in the inaugural class of the Independence Bowl Hall of Fame. His full name is Bruce Bernard Smith. He and his wife, Carmen, have a son named Alston.

BRUCE SMITH

CAREER RECORD

		Tackle	Solo	Ast	Sack	Int-Yds	PD	FF	FR	G-S
1985	Buf	48	32	16	6.5	0-0	2	0	4	16-13
1986	Buf	63	36	27	15.0	0-0	1	3	0	16-15
1987	Buf	78	60	18	12.0	0-0	2	3	2	12-12
1988	Buf	56	39	17	11.0	0-0	1	3	0	12-12
1989	Buf	88	66	22	13.0	0-0	1	0	0	16-16
1990	Buf	101	82	19	19.0	0-0	6	4	0	16-16
1991	Buf	18	13	5	1.5	0-0	0	0	0	5-5
1992	Buf	89	66	23	14.0	0-0	3	3	0	15-15
1993	Buf	108	87	21	14.0	1-0	1	3	1	16-16
1994	Buf	92	68	24	10.0	1-0	5	5	2	15-15
1995	Buf	107	72	35	10.5	0-0	3	1	1	15-15
1996	Buf	120	91	29	13.5	0-0	1	4	1	16-16
1997	Buf	87	73	14	14.0	0-0	0	0	0	16-16
1998	Buf	74	42	32	10.0	0-0	0	2	2	15-15
1999	Buf	80	52	28	7.0	0-0	2	4	1	16-16
2000	Wash	68	43	25	10.0	0-0	1	4	0	16-16
Totals		1,277	922	355	181.0	2-0	29	39	14	233-229
Playoffs		71	60	11	14.5	0-0	8	4	0	19-19

Also: Safeties (2.5): 1 vs. Ind (10/9/88); 0.5 vs. Det (10/5/97);
1 at StL (11/20/00).

Blocked field goals (3): at Pit (9/16/96); vs. Dal (9/22/96); at Ind (12/1/97).

Consecutive games with a sack: 9 (11/16/86-10/25/87) (not including strike games).

NFL TOP TEN ALL-TIME SACK LEADERS

Rank	Player	Team(s)	Career Sacks
1.	Reggie White	Philadelphia/Green Bay	198.0
2.	BRUCE SMITH	Buffalo/Washington	181.0
3.	Kevin Greene	Rams/Pittsburgh/Carolina/San Francisco	160.0
4.	Chris Doleman	Minnesota/Atlanta/San Francisco	150.5
5.	Richard Dent	Chicago/San Fran/Indy/Philadelphia	137.5
6/7.	Lawrence Taylor	NY Giants	132.5
6/7.	Leslie O'Neal	San Diego/St. Louis/Kansas City	132.5
8.	Rickey Jackson	New Orleans/San Francisco	128.0
9.	Derrick Thomas	Kansas City	126.5
10.	Clyde Simmons	Philadelphia	123.8

REGULAR SEASON SACKS BY TEAM

Team	Times Sacked
NY Jets	30.5
Indianapolis	25.0
New England	21.0
Miami	14.5
Houston/Tennessee	11.0
Denver	7.5
St. Louis Rams	10.0
Philadelphia	9.0
San Francisco	5.5
Cleveland	5.0
Kansas City	5.0
Oakland	4.5
Cincinnati	4.0
Minnesota	4.0
NY Giants	4.0
Arizona	3.0
Atlanta	2.0
New Orleans	2.0
Pittsburgh	2.0
Seattle	2.0
Chicago	1.5
Tampa Bay	1.5
Carolina	1.5
Detroit	1.0
Jacksonville	2.0
Washington	1.0
Dallas	0.5
Green Bay	0.5
TOTAL	171.0

Teams Smith does not have sacks against are:
Baltimore, Buffalo, San Diego.

REGULAR SEASON SACKS BY
QUARTERBACK (65 DIFFERENT QB'S)

Player	Sacks
Ken O'Brien, NY Jets	17.5
Drew Bledsoe, New England	12.5
Jeff George, Ind/Atl/Oak	9.5
Dan Marino, Miami	9.5
Jack Trudeau, Indianapolis	7.0
Tony Eason, New England	6.0
Warren Moon, Hou/Min	6.0
Steve Young, San Francisco	6.0
John Elway, Denver	5.5
Boomer Esiason, Con/NYJ/Ariz	4.5
Jim Harbaugh, Chi/Ind	4.5
Jim Everett, Rams/New Orleans	4.0
Bernie Kosar, Cle/Dal/Mia	4.0
Bucky Richardson, Houston	4.0
Neil O'Donnell, Pitt/NY Jets	3.5
Randall Cunningham, Philadelphia	3.5
Trent Green, St. Louis	3.0
Mark Rypien, Was/Cle/Rams	3.0
Vinny Testaverde, TB/Cle/Bal/NYJ	3.0

Player

Player	Sacks
Browning Nagle, NY Jets	2.5
Bubby Brister, Pittsburgh	2.0
Dave Brown, NY Giants	2.0
Mark Brunell, Jax	2.0
Kerry Collins, Car/NO/NYG	2.0
Ty Detmer, GB/Philadelphia	2.0
Craig Erickson, TB/Ind/Mia	2.0
Doug Flutie, NE/Chi	2.0
Gary Hogeboom, Dal/Ind	2.0
Duane Huard, Mia	2.0
Brad Johnson, Minnesota	2.0
Tommy Kramer, Minnesota	2.0
Donovan McNabb, Philadelphia	2.0
Joe Montana, SF/KC	2.0
Shawn Moore, Den	2.0
Timm Rosenbach, Arizona	2.0
Kelly Stouffer, Seattle	2.0
Wade Wilson, Min/NO/Atl/Dal/Oak	2.0
Steve Beuerlein	1.5
Jay Schroeder, Was/Raiders	1.5
Steve Walsh, Dal/NO/Chi/Rams	1.5
Tony Banks, St.L	1.0
Todd Blackledge, Kansas City	1.0
Steve Bono, SF/KC	1.0
Scott Campbell, Pitt	1.0
Cody Carlson, Oilers	1.0
Chris Chandler, Atlanta	1.0
Steve DeBerg, TB/SF/KC	1.0
John Fourcade, New Orleans	1.0
Steve Grogan, New England	1.0
Jeff Hostetler, NYG/Oak	1.0
Paul Justin, Indy	1.0
Bill Kenney, Kansas City	1.0
Ray Lucas, NYJ	1.0
Todd Marinovich, Raiders	1.0
Scott Mitchell, Detroit	1.0
Doug Pederson, Phil	1.0
Jake Plummer, Arizona	1.0
Tom Ramsey, Ind	1.0
Frank Reich, Car/NYJ	1.0
Sean Salisbury, Minnesota	1.0
Phil Simms, NY Giants	1.0
Erik Wilhelm, Cincinnati	1.0
Jeff Blake, Cincinnati	0.5
Tommy Hodson, New England	0.5
Don Majikowski, GB/Ind	0.5

SINGLE-GAME HIGHS

Tackles: 13 vs. NYJ (9/13/87)
Sacks: 4 at Hou (9/18/94);
at Ind (12/9/90)
Longest Sack, yards lost:
21 vs. Car (9/3/00)


Joshua

Symonette

SAFETY

34

2nd Season
5'10", 200
Tennessee Tech
Born: May 8, 1978



Career Highlights:

- Played in first NFL game vs. Carolina (9/3/00).

How Acquired: Signed as an undrafted free agent on April 19, 2000.

2000 Season: Symonette played only on special teams in his rookie season. He saw action on the kickoff coverage, kickoff return and punt return units in the first two games and made a tackle in Week 2 at Detroit. He was waived on 9/11 and signed to the practice squad before being re-signed to the active roster on 12/12. He was inactive for Week 15 at the Steelers but played on special teams in the season-finale vs. Arizona, recording a tackle.

College/Personal:

Symonette finished fourth in Tennessee Tech history with 349 tackles. He played in 41 straight games, starting 32. As a junior, he was the first non-LB to lead the team in tackles in 16 years, earning First-Team All-Conference honors. He posted more than 100 tackles for the second straight year with 108, ranking third in the conference. He had 100 tackles in 1997 plus four double-digit games. He majored in computer science. He was a three-year starter at Stone Mountain High, recording 104 tackles and two INTs as a senior. He was a Beta Club and National Honor Society member, as well as Georgia Merit Scholar.

REDSKINS SPECIAL TEAMS LEADERS

Statistics compiled from coaches review of game tapes

	Tackles	Solo	Assists	FF	FR
Mason	28	20	7	0	0
Mitchell	23	16	7	0	0
Terrell	17	9	8	1	1
Sellers	13	10	3	0	0
Givens	10	5	5	0	0
Stevens	10	5	5	0	0
Arrington	7	3	4	0	0
Shade	6	3	3	0	1
Bailey	5	5	0	0	0
Jones	4	3	1	0	0
Thrash	4	3	1	0	0
Zelenka	4	3	1	0	0
Green	3	1	2	0	0


David

Terrell

SAFETY

31

3rd Season
6'1", 187
Texas-El Paso
Born: July 8, 1975



Career Highlights:

- Finished third on the Skins in 2000 with 17 special teams tackles.
- Made career-high two solo stops vs. Baltimore (10/15/00).
- Forced a fumble on kickoff coverage at St. Louis (11/20/00), leading to three Skins points in their 33-20 Monday night win.

How Acquired: Signed as a free agent on Jan. 17, 2000.

2000 Season: Terrell starred on special teams in his first full NFL season. He played on all Skins special teams units over the entire year and finished third on the team with 17 special teams tackles (nine solo). He posted one forced fumble and a fumble recovery, too. Terrell also saw limited time at CB in five games: at Detroit (9/3), at Philadelphia (10/6), vs. Baltimore (10/15), at Pittsburgh (12/16) and vs. Arizona (12/24). He made three tackles on defense, all solo, and two alone vs. the Ravens. He also defended a pass in that game. He forced a fumble on a fourth-quarter kickoff at St. Louis on Monday night in Week 11. Teammate Sam Shade recovered, and Eddie Murray kicked a 39-yard FG to put the Redskins up by eleven in their 33-20 win.

Pro Career: **1999:** The Skins re-signed Terrell on Sept. 14, and he spent the entire season on the practice squad. **1998:** Terrell was first selected by Washington in the

seventh round of the 1998 draft. He was waived at the end of training camp and didn't play that season.

College/Personal: Terrell was academically ineligible to play as a senior in 1997 at UTEP. As a junior, he was named All-WAC Mountain Division Second-Team. He was third on the team with 76 tackles (51 solo). He made 108 tackles as a sophomore, second-best on the team, and nabbed a team-high three INTs. He started at FS in 1994 and made 104 tackles. He redshirted in 1993. He was an All-State FS, All-District WR and All-Area basketball player at Sweetwater High. Majored in computer information.



Derrius

Thompson

WIDE RECEIVER


13

3rd Season

6'2", 216

Baylor

Born: July 5, 1977



Career Highlights:

- Saw first NFL action vs. Baltimore (10/15/00).

How Acquired:

Signed as a free agent on April 22, 1999.

2000 Season: Thompson played in four games and contributed on special teams vs. Baltimore (10/15), at Jacksonville (10/22) and at Arizona (11/5). He also saw limited action at WR vs. Arizona in the season-finale. Otherwise, he spent six weeks on the practice squad or five weeks when he was on the active roster but ruled inactive for games. He was not on the team for one week.

Pro Career: 1999: Thompson spent ten weeks on the practice squad. He was signed

to the active roster on 11/16 but was ruled inactive for the last seven regular-season and two playoff games.

College/Personal: Thompson caught 78 passes for 1,088 yards and two TDs during his four seasons at Baylor. He finished his senior year with 33 catches for 478 yards and one TD. As a junior in 1997, he started all eleven games and led the team with 32 catches for 420 yards. He majored in sports management. He averaged 17.4 yards per catch at Cedar Hill High School, where he was a BlueChip All-American and all-district two years. A native of Dallas, Thompson now resides in Ashburn, VA.

REDSKINS BIRTHDAYS DURING THE SEASON

DAY	SEPTEMBER
3	Del Cowsette
7	Walter Rasby
8	Zeron Flemister
8	Kevin Lockett
9	Derrick Fletcher
11	Donovan Greer
14	Donnell Bennett
15	Central McClellion
19	Ivan Mercer
21	Eric Stevenson
23	Jamaal Dinkins
25	David Brandt
26	Latef Grim
27	Robert Jones
DAY	OCTOBER
26	Rod Gardner
26	Antonio Pierce

DAY	NOVEMBER
1	Michael Moore
7	Stephen Alexander
9	Jason Kaiser
10	Mario Monds
21	Ryan Kalich
28	Mike Cerimele
28	Trey Langley
DAY	DECEMBER
8	Tyrone Goodson
10	Mike Watkins
18	Marco Coleman
19	Michael Bates
27	Roderick Kelly


Michael

Westbrook

WIDE RECEIVER

82

7th Season
6'3", 221
Colorado
Born: July 7, 1972

**Career Highlights:**

- Made 7 of 9 catches for first downs in 2000 before suffering a knee injury in Week 2 at Detroit that ended his season.
- Established career-highs in 1999 in catches (65), yards receiving (1,191), average yards per catch (18.3) and TD catches (nine).
- Ranked first in NFL in 1999 with 18.3 yards-per-catch average (tied with Skins Albert Connell).
- Placed sixth in NFC and ninth in NFL in receiving yards in 1999 (1,191).
- Tallied a career-best five 100-yard receiving games in 1999.
- Finalist for The Quarterback Club Redskins Player of the Year Award in 1999.
- Caught a career-long 75-yard TD pass vs. Denver (9/27/98).
- Posted single-game career-highs of 10 catches and three TDs vs. Arizona (11/22/98).
- 40-yard TD catch in OT vs. Arizona (9/14/97) gave the Redskins a 19-13 win in the first game at FedEx Field.
- Scored a TD in his NFL debut on a 58-yard reverse vs. Arizona in Week 1 of 1995. It was the longest run from scrimmage ever by a Redskins receiver.
- Made 34 catches in 1995, the fourth-most ever by a Skins rookie.
- Tallied 522 yards receiving in 1995, the fifth-most ever by a Skins rookie.
- Averaged 15.9 yards every time he touched the ball in 1995.

How Acquired: Drafted by Washington in 1st round of 1995 (4th overall).

2000 Season: Westbrook's sixth season in the NFL was cut short due to a knee injury (torn ACL) he suffered in the third quarter at Detroit in Week 2. Two days later on 9/12, he was placed on IR for the rest of the year. He underwent surgery on 10/10. Before the injury, Westbrook made five catches for 53 yards in the season-opener vs. Carolina (9/3) and four catches for 50 yards at Detroit. Seven of his nine catches went for first downs.

Pro Career: 1999: Westbrook elevated himself to a spot among the NFL's elite receivers. He started all 16 games and both playoff games, finishing sixth in the NFC and ninth in the NFL in receiving yards (1,191) and tying teammate Albert Connell for first in the NFL in average yards per catch (18.3). Both figures were career-highs for Westbrook, as were his receptions (65) and TD catches (nine). His receiving yards, TD catches and longest reception (65 yards) were No. 1 on the Redskins, and he tied Connell for No. 1 in yards per catch. He was second in total catches behind FB Larry Centers (69). Westbrook was also one of five finalists for the The Quarterback Club Redskins Player of the Year Award. Westbrook posted a career-high five games of more than 100 yards receiving, including the season-opener vs. Dallas, when he tallied a single-game, career-high 159 yards on five catches with one TD. His sliding, 41-yard TD catch from Brad Johnson cut the Cowboys lead to 14-10 in the second quarter. He caught a 15-yard TD in Week 2

at NYG and had his best game of the season in Week 4 vs. Carolina. He caught a season-high eight passes for 140 yards and a season-high two TDs, 17- and 11-yard second-quarter tosses from Johnson that helped the Redskins erase a 21-0 deficit en route to a 38-36 victory. By the end of Week 4, Westbrook led the NFC in receiving yards (442) and TD catches (four). He caught only six passes over the next two games but rebounded with a team-high five catches for 85 yards and a 13-yard TD catch in Week 7 vs. Chicago. Two weeks later at the Eagles, Westbrook tallied 152 yards receiving on four catches with one TD. His longest catch of 55 yards came on the first play from scrimmage, helping set up Davis' 1-yard scoring run. In the fourth quarter, Westbrook caught a 43-yard TD pass from Johnson that pulled the Redskins even at 28-28 before they lost 35-28. He made the catch sometime after fracturing a bone in his right wrist. He played with a cast on his right hand in the next game (Week 10) vs. the Giants, and caught one pass. In Week 11 vs. Philadelphia, he caught four passes for 51 yards. He caught five passes for a team-high 108 yards and a TD in Week 12 at Detroit and four passes for 52 yards in Week 13 vs. Arizona. Against Arizona, he topped 1,000 yards for the year, the first Redskins receiver to do so since Henry Ellard in 1996. In Week 15 at SF, Westbrook had a team-high 125 yards on seven catches, including a season-long 65-yard TD that gave the Redskins a 7-3 second-quarter lead en route to a 26-20 win that clinched the NFC East title. Johnson hit Westbrook in stride on the pass, the second-longest of Westbrook's career. Westbrook caught three passes in the regular-season finale vs. Miami and three for 26 yards in the playoffs. **1998:** Westbrook was headed toward the best season of his career when a neck injury ended it. He played in 11 games with 10 starts and led the Redskins in receiving with 44 catches for 736 yards and six TDs. He also had a career-long 75-yard catch. The injury occurred in the first quarter of the Redskins Week 13 game vs. SD. He outjumped Chargers safety Charles Dimry for the ball but was slammed to the ground as

he came down, and his neck jammed into the turf. Westbrook had surgery to fuse two vertebrae in his neck, after which he worked hard to rehabilitate himself. The season started well for Westbrook, who caught two passes for 73 yards vs. NYG in Week 1. He also had a TD called back due to a holding penalty. The next week vs. SF, he led all receivers with five catches for 109 yards. He posted a then career-high 132 yards receiving on seven catches with two TDs in Week 3 at Seattle. His 314 yards receiving after the first three weeks was the NFL's second-highest total. He posted his third-straight 100-yard receiving day in Week 4 vs. Denver, with three catches for 104 yards and a career high 75-yard TD catch. He had his fourth 100-yard receiving day in Week 11 vs. Arizona, catching 10 balls for 135 yards and three TDs, as the Redskins nearly pulled off the biggest comeback victory in NFL history before losing 45-42. Westbrook started fast in Week 13 vs. SD with two catches for 23 yards in the first quarter. But he injured his neck on his second catch, ending his season. **1997:** In Week 3, the inaugural game at FedExField (then Jack Kent Cooke Stadium), Westbrook burned Arizona Pro Bowl cornerback Aeneas Williams for two TDs. The first one was a 7-yard grab in the first quarter to mark the first TD in the Redskins new home. The second was a 40-yard leaping catch in the end zone that gave the Redskins a 19-13 overtime victory. After starting Week 6 vs. the Cowboys on Monday night with two first-quarter catches, Westbrook injured a knee that sidelined him for the rest of the game and the next three weeks. He posted season-highs in catches (nine) and yards receiving (125) in Week 12 vs. NYG. **1996:** Westbrook injured a knee in training camp, causing him to miss the season-opener vs. the Eagles. But he returned in Week 2 vs. Chicago, catching four passes for 38 yards. He started in Week 3 vs. NYG but aggravated the knee injury after catching two passes for 24 yards. He saw limited action in Week 7 vs. NYG before returning to the starting lineup vs. the Eagles in Week 11. The next week vs. SF, he set then-career-highs in receptions (seven) and receiving yards

(126). But in Week 13 vs. Dallas on Thanksgiving Day, he suffered another knee injury on the game's second play. He missed Week 14 vs. TB but returned in Week 15 vs. Arizona with four catches for 59 yards. He started the last game at RFK Stadium, catching four passes for 80 yards in the Redskins win over Dallas. **1995:** In just his second touch of a football in the NFL, Westbrook ran 58 yards on a reverse for a TD. Despite missing five games with knee and ankle injuries and playing in only 46 percent of the Redskins offensive plays (477 of 1,042), he proved his ability to make big plays. He produced twelve plays of more than 20 yards, averaging 15.9 yards every time he touched the ball. Of five runs by NFL WRs of 30-plus yards in 1995, Westbrook had two of them, a 58-yarder vs. Arizona in Week 1 and a 33-yarder to set up a TD in the season-finale vs. Carolina. He collected 91 yards receiving vs. Denver in Week 3 on three catches, including a 45-yard grab that set up a late first-half TD. He made his first career TD catch in Week 11 vs. the Seahawks, a five-yarder late in the game.

College/Personal! Westbrook is Colorado's all-time leading receiver with 167 career catches for 2,548 yards and 19 TDs. He earned first-team All-American honors from the American Football Coaches Association, Walter Camp Foundation and *The Sporting News* as a senior, catching 36 passes for 689 yards (19.1 avg.) and four TDs. He also was named to the First-Team NCAA Consensus All-America Football Team and was first-team All-Big Eight. His best day came vs. Michigan, when he caught seven passes for 157 yards and two TDs, including a leaping catch in the end zone for a 64-yard score with just :06 left that gave the Buffaloes a 27-26 win in Ann Arbor. He ended his career with a late TD catch in the East-West Shrine game. He

finished the game with four catches for 60 yards and two TDs and was named game MVP. As a junior, he caught 33 passes for 490 yards and two TDs. Although Colorado was throwing less in its new option-style offense, he was still one of the Big Eight's most explosive offensive threats. He had a season-high six catches for 132 yards, including a 72-yard score, in Colorado's 31-14 win over Oklahoma. Westbrook set a Colorado school record with 76 catches for 1,060 yards (13.9 avg.) and eight TDs as a sophomore. He averaged 96.4 yards per game and 6.91 catches per game. Only six Colorado players had more receiving yards in a career than he had in that season. His top efforts included a school-record 11 catches for 186 yards and a 52-yard score vs. Baylor. He caught nine passes for 104 yards, including a 41-yard TD, in a 24-24 tie with Oklahoma. He caught eight passes for 135 yards vs. Minnesota, eight balls for 128 yards vs. Missouri and eight balls for 166 yards vs. Kansas. Westbrook played in every game and started four as a redshirt freshman, catching 22 passes for 309 yards (14.0 avg.) and five TDs. His five scores set a school record for a freshman. He majored in communications and sociology and was a member of Colorado's "Academic Starters" team. Westbrook was a prep All-American and earned All-Metro First-Team honors from the *Detroit News* while playing at Chadsey High School in Detroit. He made 120 catches for 1,764 yards (14.7 avg.) and 16 TDs, including an 87-yard score off a screen pass as a senior. He also competed in track, posting a career-best 6-7 in the high jump and 23-0 in the long jump. He played basketball and baseball, also. Westbrook holds a degree in Psychology from Colorado. Westbrook's older brother, Alonzo, is a reporter for a TV station in Dayton, OH. Westbrook was born in Detroit and has a daughter, Ky Lisa. He lives in Sterling, VA.

SINGLE-GAME HIGHS

Catches: 10 vs. Ariz (11/22/98)
 Receiving Yards: 159 vs. Dal (9/12/99)
 Touchdowns: 3 vs. Ariz (11/22/98)
 Longest Catch: 75 vs. Den (9/27/98)

MICHAEL WESTBROOK**CAREER RECORD**

	Rec	Yds	Avg	Lg	TD	Rush	Yds	Avg	Lg	TD	G-S
1995	34	522	15.4	45	1	6	114	19.0	58	1	11-9
1996	34	505	14.9	45	1	2	2	1.0	2	0	11-6
1997	34	559	16.4	40	3	3	-11	-3.7	7	0	13-9
1998	44	736	16.7	75	6	1	11	11.0	11	0	11-10
1999	65	1,191	18.3	65	9	7	35	5.0	12	0	16-16
2000	9	103	11.4	21	0	0	0	0.0	0	0	2-2
Totals	220	3,616	16.4	75	20	19	151	29	58	1	62-50
Playoffs	3	26	8.6	12	0	1	0	0.0	0	0	2-2

1995 RECEIVING

		Rec	Yds	LG	TD
Sept. 3	Arizona	3	17	9	0
Sept. 10	Oakland	5	89	33	0
Sept. 17	at Denver	3	91	45	0
Sept. 24	at Tampa Bay	2	21	13	0
Oct. 1	Dallas	3	56	34	0
Oct. 8	at Phil	2	29	16	0
Oct. 15	at Arizona	1	12	12	0
Oct. 22	Detroit		Inactive		
Oct. 29	NY Giants		Inactive		
Nov. 5	at Kansas City		Inactive		
Nov. 19	Seattle	3	45	21	1
Nov. 26	Philadelphia		Inactive		
Dec. 3	at Dallas		Inactive		
Dec. 10	at NY Giants	4	39	13	0
Dec. 17	at St. Louis	5	66	25	0
Dec. 24	Carolina	3	57	32	0
TOTALS		34	522	45	1

1996 RECEIVING

		Rec	Yds	LG	TD
Sept. 1	Philadelphia		Inactive		
Sept. 8	Chicago	4	38	17	0
Sept. 15	at NY Giants	2	24	13	0
Sept. 22	at St. Louis		Inactive		
Sept. 29	NY Jets		Inactive		
Oct. 13	at New England		Inactive		
Oct. 20	NY Giants	0	0	0	0
Oct. 27	Indianapolis	2	21	13	0
Nov. 3	at Buffalo	1	27	27	0
Nov. 10	Arizona	6	91	17	1
Nov. 17	at Philadelphia	4	39	12	0
Nov. 24	San Francisco	7	126	37	0
Nov. 28	at Dallas	0	0	0	0
Dec. 8	at Tampa Bay		Inactive		
Dec. 15	at Arizona	4	59	16	0
Dec. 22	Dallas	4	80	45	0
TOTALS		34	505	45	1

1997 RECEIVING

		Rec	Yds	LG	TD
Aug. 31	at Carolina	0	0	0	0
Sept. 7	at Pittsburgh	1	29	29	0
Sept. 14	Arizona	3	66	40	2
Sept. 28	Jacksonville	2	24	20	0
Oct. 5	at Philadelphia	3	62	38	0
Oct. 13	Dallas	2	32	17	0
Oct. 19	at Tennessee		Inactive		
Oct. 26	Baltimore		Inactive		
Nov. 2	at Chicago		Inactive		
Nov. 9	Detroit	4	93	33	0
Nov. 16	at Dallas	0	0	0	0
Nov. 23	NY Giants	9	125	28	0
Nov. 30	St. Louis	3	40	15	0
Dec. 7	at Arizona	0	0	0	0
Dec. 13	at NY Giants	4	45	24	0
Dec. 21	Philadelphia	5	58	20	1
TOTALS		34	559	40	3

1998 RECEIVING

		Rec	Yds	LG	TD
Sept. 6	at NY Giants	2	73	62	0
Sept. 14	San Francisco	5	109	38	2
Sept. 20	at Seattle	7	132	36	2
Sept. 27	Denver	3	104	75	1
Oct. 5	Dallas	4	42	16	0
Oct. 11	at Philadelphia	5	43	14	0
Oct. 18	at Minnesota	2	35	19	0
Nov. 1	NY Giants		Inactive		
Nov. 8	at Arizona		Did Not Play		
Nov. 15	Philadelphia	2	12	8	0
Nov. 22	Arizona	10	135	22	3
Nov. 29	at Oakland	2	28	21	0
Dec. 6	San Diego	2	23	18	0
Dec. 13	at Carolina		Injured Reserve		
Dec. 19	Tampa Bay		Injured Reserve		
Dec. 27	at Dallas		Injured Reserve		
TOTALS		44	736	75	6

1999 RECEIVING

		Rec	Yds	LG	TD
Sept. 12	Dallas	5	159	59	1
Sept. 19	at NY Giants	4	59	19	1
Sept. 26	at NY Jets	4	84	34	0
Oct. 3	Carolina	8	140	47	2
Oct. 17	at Arizona	3	25	10	0
Oct. 24	at Dallas	3	38	21	0
Oct. 31	Chicago	5	85	35	1
Nov. 7	Buffalo	4	72	23	0
Nov. 14	at Philadelphia	4	152	55	1
Nov. 21	NY Giants	1	1	1	0
Nov. 28	Philadelphia	4	51	19	0
Dec. 5	at Detroit	5	108	39	1
Dec. 12	Arizona	4	52	25	1
Dec. 19	at Indianapolis	1	15	15	0
Dec. 26	at San Francisco	7	125	65	1
Jan. 2	Miami	3	25	12	0
	TOTALS	65	1,191	65	9

Playoffs

Jan. 8	Detroit	2	22	11	0
Jan. 15	at TB	1	4	4	0

2000

RECEIVING

		Rec	Yds	LG	TD
Sept. 3	Carolina	5	53	13	0
Sept. 10	at Detroit	4	50	21	0
Sept. 18	Dallas	Injured Reserve			
Sept. 24	at NYG	Injured Reserve			
Oct. 1	TB	Injured Reserve			
Oct. 8	at Phil	Injured Reserve			
Oct. 15	Baltimore	Injured Reserve			
Oct. 22	Jax	Injured Reserve			
Oct. 30	Tennessee	Injured Reserve			
Nov. 5	at Arizona	Injured Reserve			
Nov. 20	at St. Louis	Injured Reserve			
Nov. 26	Phil	Injured Reserve			
Dec. 3	NYG	Injured Reserve			
Dec. 10	at Dallas	Injured Reserve			
Dec. 16	at Pitt	Injured Reserve			
Dec. 24	Arizona	Injured Reserve			
	TOTALS	9	103	21	0

OLD-TIME REDSKIN NICKNAMES

The Hogs:	Coach Joe Bugel, Boss Hog George Stark, Head Hog Jeff Bostic, Russ Grimm, Joe Jacoby, Mark May, Don Warren, Rick Walker, Don Laster (IR), John Riggins (Ground Hog)	
The Smurfs:	Receivers Alvin Garrett (5-7), Virgil Seay (5-8), Charlie Brown (5-10)	
The Fun Bunch:	Rick Walker, creator Alvin Garrett, Charlie Brown, Virgil Seay, Otis Wonsley, Clint Didier, Don Warren, Art Monk	
The Airborn Rangers: (The Blue Collar Crew)	Linebackers Neal Olkewicz, Rich Milot, Mel Kaufman, Larry Kubin, Peter Cronan, Monte Coleman, Stuart Anderson	
The Pearl Harbor Crew:	The Secondary- Mark Murphy, Curtis Jordan, Darrell Green, Vernon Dean, Brian Carpenter, Anthony Washington, Ken Coffey, Greg Williams	
Individual Nicknames:	Charlie Brown	"Downtown"
	Dave Butz	"Bruno"
	Monte Coleman	"Superman"
	Peter Cronan	"Cronan the Barbarian" and "Piggy"
	Clint Didier	"Frog"
	Larry Kubin	"Scrappy"
	Dexter Manley	"Mr. D"
	Mark May	"MayDay"
	Tony McGee	"Mac the Sack"
	Mark Murphy	"Lech"
	John Riggins	"The Diesel"
	Joe Washington	"Go-Go"
	Roy Simmons	"Sugar Bear"
	Joe Theismann	"Captain Bubbly" and "Hollywood"
	Rick Walker	"Doc"
	Nick Giaquinto	"Trashman"
	Mel Kaufman	"Junior"

Dan Wilkinson

DEFENSIVE TACKLE

95

8th Season
6'5", 313
Ohio State
Born: March 13, 1973



Career Highlights:

- Started all 16 games in 2000 for the third straight season, and fourth time in five years; has started 107 of a possible 109 games in his career.
- Led the Redskins with eight sacks in 1999, matching his career-high, and was second with 43 QB pressures.
- Returned an INT 88 yards for a score vs. Chicago (10/31/99). It was the longest return ever by a Redskins defensive lineman.
- Played in more snaps (1,037) than any DT in the NFL in 1998.
- Made a career-high 60 tackles in 1998.
- Led AFC interior linemen in 1995 with eight sacks for Cincinnati.
- Volunteered to yield his starting spot vs. the Eagles (12/24/94) so Bengals great Tim Krumrie could start his last home game.

NFL Acquisition: Drafted by Cincinnati in 1st round of 1994 draft (1st overall).

How Acquired: Traded from CIN (2/26/98) for '98 1st- and 3rd-round draft picks.

2000 Season: Wilkinson started all 16 games for the third straight season and fourth time in five years. The DT posted 33 tackles (20 solo), 3.5 sacks for (-17.5) yards, two passes defended and one forced fumble. He made a season-high four tackles at both Dallas in Week 14 and at Pittsburgh in Week 15. He also notched a six-yard sack at the Cowboys. He had three tackles in each of three other games: at Detroit in Week 2, at the Eagles in Week 6 and at St. Louis in Week 11. He also tallied a seven-yard sack against

the Lions and a three-yard sack at the Eagles. He posted a season-long nine-yard sack at Jacksonville in Week 8.

Pro Career: 1999: Wilkinson started all 16 regular-season games and both playoff contests, leading the Redskins with eight sacks to match his career-high from 1995. He finished second in QB pressures (43) and posted 43 tackles (28 solo) and a fumble recovery. He also intercepted his third career pass and scored his first career TD. In Week 7, DE Marco Coleman hit Bears QB Shane Matthews, and the ball fluttered to Wilkinson, who rumbled 88 yards for a TD. The play gave the Redskins a 14-0 lead in their 48-22 win. It was the fourth-longest INT return for a score in Skins history, the longest such return ever by a Skins player at home and the longest return ever by a Skins defensive lineman. "Big Daddy" had five tackles (three solo), two sacks, five pressures and a pass defended at NYG in Week 2, when he was awarded a game ball along with the rest of the starting DL. He had a team-high nine pressures, a sack, two solos and one tackle-for-loss vs. Arizona, and four solos, two assists and two pressures vs. Philadelphia. Against Detroit, he had six pressures and two assists. He made eight tackles in postseason play, five in the Divisional Playoff at TB. 1998: The Redskins acquired Wilkinson in an off-season trade with Cincinnati. He led the team in sacks (7.5), QB pressures (50) and tackles-for-loss (six). His 50 QB pressures were 30 more than the team's No. 2 man in that category, DE Kenard Lang. Wilkinson set career highs in total tackles (60) and solo stops (45). He had two passes defended, a fumble recovery and an INT. When DT Dana Stubblefield was lost for the season with a knee injury after Week 7, Wilkinson became the Redskins main playmaker on the defensive line. Over the last eight games, he

had 35 tackles, five sacks, five tackles-for-loss, one INT and one fumble recovery. In the Redskins 28-25 win over Carolina in Week 14, he sacked Panthers QB Steve Beuerlein for a seven-yard loss on the last drive and finished with five tackles, one tackle-for-loss, three QB pressures and the crucial sack. The next week vs. TB, he posted similar numbers: five tackles, one tackle-for-loss, four QB hurries and a sack. Wilkinson intercepted his second career pass in Week 10 vs. Philadelphia. He picked off the deflected pass deep in Eagles territory and ran four yards before being tackled. The turnover set up the Skins first TD. He also performed well vs. NYG with 14 QB pressures, seven tackles and a batted pass. **1997:** Wilkinson totaled 34 tackles and a team-high five sacks for the Bengals. He led Cincinnati's defensive line in sacks for the second straight season. In Week 5 vs. Jacksonville, he sacked QB Mark Brunell twice. **1996:** Wilkinson led the Bengals in sacks for the first time with 6.5, including one in each of the first five games. He also led the defensive line with 44 solo tackles. He had 59 total tackles, one short of his current career-high. He opened the year with a season-high eight tackles, a sack and five QB hurries vs. the Rams. He completed his run of five straight games with a sack vs. Houston in Week 5. He made his first career INT vs. Baltimore on a Vinny Testaverde pass. **1995:** Wilkinson set a career-high with eight sacks despite missing the last two games with a neck injury. His sack total was the most by a Bengals interior lineman since Mike Reid in 1972. His 18 QB hurries were second on the team. He had three two-sack games: both games against Jacksonville and Week 6 vs. TB. He made a season-high seven tackles vs. Seattle. **1994:** Wilkinson became the first player the Bengals ever drafted No. 1 overall. He made 44 tackles and 5.5 sacks, playing in all 16 games with 14 starts. He led the defensive line with 19 QB hurries. He

volunteered his starting spot in the season-finale vs. Philadelphia so Bengals great Tim Krumrie could start his final home game. Wilkinson still made two sacks in a reserve role. He had a season-high six tackles vs. Pittsburgh in Week 13 and made sacks vs. Seattle in Week 9 and Houston in Week 10.

College/Personal: Wilkinson played in 1992 and 1993 at Ohio State after being redshirted in 1991. He entered the draft after his sophomore season, when he was a consensus All-American and All-Big Ten player. He played on the scout team as a 348-pound OT during his redshirt season, then dropped to 300 pounds the next season and switched to defense. He attended Dunbar High School in his hometown of Dayton, OH. He teamed with Star Bank in Cincinnati to fund a charitable foundation named the "Big Daddy Fund," which encourages middle-school students to stay in school. His hobbies include playing golf and restoring old cars. He now has about a dozen cars, including two 1970 Cadillacs, a Chevy Impala, a '66 Cadillac, a Porsche and a '65 Buick Riviera. His wife's name is Shawnda. Both Wilkinson and his wife, Shawnda, are active in community outreach with the Redskins. The couple has four children: Brooklyn, Daniel Jr., Taylor, and Sydne. They live in Vienna, VA, during the season, and in Dublin, OH, in the off-season.

Single Game Highs

- Tackles: 8 vs. Ariz (11/22/98);
@ StL (9/1/96)
- Sacks: 2 @ Jax (11/26/95);
2 @ TB (10/8/95);
2 vs. Jax (9/10/95)

DAN WILKINSON

CAREER RECORD

	Solos	Asst	Total	Sack-Yds	PD	Int-Yds	FR	FF	G-S
1994 Cin	37	7	44	5.5-37	1	0	0	0	16-14
1995 Cin	30	10	40	8-48	1	0	0	1	14-14
1996 Cin	44	15	59	6.5-52	5	1-7	1	0	16-16
1997 Cin	24	10	34	5-29	2	0	0	1	15-15
1998 Wash	51	9	60	7.5-37	2	1-4	1	0	16-16
1999 Wash	32	11	43	8-31	4	1-88	1	0	16-16
2000 Wash	20	13	33	3.5-26.5	2	0	0	1	16-16
Totals	238	75	323	44-260.5	17	3-99	3	3	109-107
Playoffs	6	1	7	1.0	0	0	0	0	2-2



2001



Draft Picks

Rod

Gardner

WIDE RECEIVER

87

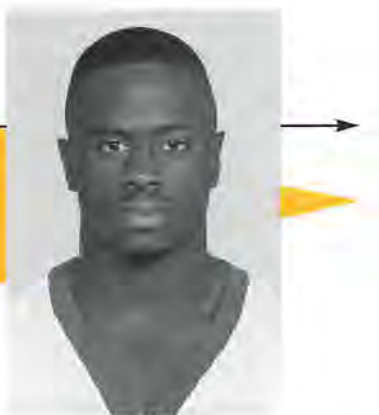
6'2", 218

Clemson

Born: Oct. 26, 1977

1st Round

(15th overall)



Career Highlights:

- Caught 166 passes for 2,498 yards (15.0 avg.) and 13 TDs at Clemson; reception total is a school record and yardage total is third all-time at Clemson behind Terry Smith and Perry Tuttle.
- Named First-Team All-American as a senior in 2000 by *The Sports Xchange*, Gannett News Service and *College & Pro Football Newsweekly*.
- Selected First-Team All-ACC as a senior.
- Voted semifinalist in 2000 for the Fred Biletnikoff Award, which goes annually to the nation's top receiver.
- Set single-season, career-highs with seven TD catches in 2000, 80 receptions in 1999 and 1,084 receiving yards in 1999; yardage total is a school record.
- Named Second-Team All-ACC in 1999.
- Posted career-highs of 182 receiving yards at North Carolina (10/21/00) and 11 catches vs. Marshall (9/4/99).
- Caught at least two passes in final 28 games.

2000 Season: Gardner put the finishing touches on one of the greatest careers for a receiver in Clemson history. Big and physical at 6-foot-2, 218 pounds, he tallied 58 catches for 1,050 yards (18.1 avg.) and seven TDs, all team-highs. He was named first-team All-American by *The Sports Xchange*, Gannett News Service and *College & Pro Football Newsweekly*. He was also First-Team All-ACC and a semifinalist for the Fred Biletnikoff Award, which goes annually to the nation's top receiver. Gardner's numbers dipped from his junior season largely

because the 9-3 Tigers ran the ball much more in 2000. He caught at least six passes in four games and 4.8 per game overall with a long of 50 yards. He began with a great game, making six catches for 64 yards vs. The Citadel (9/2). He gained 98 yards on four catches with two TDs the next week vs. Missouri (9/9), followed by 40 yards on three catches vs. Wake Forest (9/16). He posted 10 catches for 137 yards vs. NC State (10/7) and 148 yards on five catches (season-high 29.6 avg.) vs. Maryland (10/14). He totaled 231 all-purpose yards against the Terps. He had seven catches for a career-high 182 yards and three TDs at North Carolina (10/21). He made three catches for 27 yards with one TD vs. Georgia Tech (10/28), three catches for 75 yards at Florida State (11/4) and four catches for 107 yards vs. South Carolina (11/18). In the latter game, he hauled in a 50-yard reception with :10 left to set up Adam Hunt's game-winning FG in Clemson's 16-14 win. In the Tigers 41-20 loss to Virginia Tech in the Gator Bowl, he made seven catches for 94 yards with a 23-yard TD. He also returned eight kickoffs for 168 yards (21.0 avg.) and rushed four times for a loss of one yard. He gained 1,217 overall yards. Playing DB in the dime package, he made three solo tackles on defense and another three on special teams. **1999:** Gardner became an impact player in coach Tommy Bowden's pass-oriented offense. He set school single-season records of 80 catches and 1,084 yards, topping Tony Horne's 1997 marks of 70 catches and 907 yards. He also caught four TDs. He was Second-Team All-ACC, finishing second in the conference and 17th in the nation in total catches. He ranked third in the ACC and 23rd in the nation in reception yards per game. He was tenth in the ACC in all-purpose yards, a

major feat given that he gained all but one yard through the air. He caught at least five passes in nine games, including the Peach Bowl against Mississippi State, when he posted seven catches for 75 yards. In the season-opener vs. Marshall (9/4), he set a school record with a career-high eleven catches for 111 yards. He caught ten passes for 122 yards against Duke. He hauled in nine passes for 94 yards against Virginia Tech and seven for 127 yards, plus a 49-yard TD against North Carolina. He posted six catches for a season-high 138 yards with 24- and 29-yard TDs against South Carolina, and five catches for 128 yards against Maryland. He caught six passes against both Virginia and NC State. Gardner also rushed once for one yard and completed two passes for 15 yards. He made four tackles as a DB in Clemson's dime package and one on special teams. **1998:** Gardner played in eleven games and started three, catching 20 passes for 263 yards (13.2 avg.) and a TD. He began the season with three catches for 56 yards against Furman. He tallied a season-high 79 yards on two catches against Wake Forest and 39 yards on a season-high four catches against Duke. He ended the year with 26 yards on three catches against South Carolina. He also made four tackles (three solo) on defense and three hits on special teams. **1997:** Gardner began fall drills as a DB but moved to WR. He played in twelve games and started two, making eight catches for 101 yards (12.6 avg.) with a TD. He caught his first career pass, an eight-yarder, against Appalachian State and his first career TD on a 41-yard pass against Wake Forest. **1996:** Gardner redshirted as a freshman. He played on the scout team as a QB and split end but moved to strong safety after the season during spring drills.

Personal: Gardner starred at Raines High in Jacksonville, FL. He played QB and amassed 1,200 passing yards with ten TDs and 700 rushing yards with seven TDs as a senior. He posted 2,500 all-purpose yards with 40 TDs in his last two seasons. He was All-Southeast and All-Florida and made the Jacksonville Super-24 Team. He was an All-Area, All-Conference, All-Region and All-State, as well. He also started for three years in basketball and baseball and was ranked the seventh-best athlete in the Southeast by the National Recruiting Advisor. He was All-Conference in basketball and was named the basketball and football team MVP. Gardner wore No. 23 at Clemson in honor of one of his idols, Michael Jordan. He graduated with a degree in human resources. He runs a 4.48 in the 40 and has a 36-inch vertical leap, a 407-pound maximum bench press and a 447-pound maximum squat. He has bench pressed 225 pounds 23 straight times.



ROD GARDNER

COLLEGE STATS

	G-GS	Catches	Yards	Avg.	Long	TD	
1996			Redshirted				
1997	CLEM	12-2	8	101	12.6	41	1
1998	CLEM	11-3	20	263	13.2	63	1
1999	CLEM	12-10	80	1084	13.6	49	4
2000	CLEM	12-11	58	1050	18.1	50	7
Totals		47-26	166	2498	15.0	63	13

Fred

Smoot

CORNERBACK

23

5'11", 172
Mississippi State
Born: April 17, 1979
2nd Round (45th overall)



Career Highlights:

- One of three finalists in 2000 for the Jim Thorpe Award, which goes annually to the nation's best defensive back.
- Selected First-Team All-American last season by the AP, *Football News*, *The Sporting News*, *College Football News* and the Walter Camp Foundation.
- Voted First-Team All-SEC in 2000 by the AP and *The Sporting News*, among other media.
- One of three finalists in 2000 for the Conerly Trophy, an annual award given to the state of Mississippi's top college football player.
- Started all 23 possible games in two seasons at Mississippi State, posting 112 tackles (81 solo), ten INTs and 28 passes defended. His ten pick-offs left him in a four-way tie for fifth on the school's all-time INT list.
- Led Bulldogs with five INTs in both 1999 and 2000.
- Chosen All-SEC First-Team as a junior in 1999.
- Named First-Team All-American in 1998 by the National Junior College Athletic Association while playing at Hinds (Miss.) Community College; also an All-Region 23 choice.

2000 Season: Smoot was one of the nation's most dominant defensive backs. He played right CB, and QBs didn't throw much in his direction. He earned multiple honors

after finishing with a team-high five INTs, 55 tackles (42 solo), including two for losses (-3 yards), and a school single-season-record 19 pass-breakups. His five INTs tied him for sixth-most ever at MSU in a single season. (He also had five in 1999). He was one of three finalists for the Jim Thorpe Award, which goes annually to the nation's best DB. He earned First-Team All-American honors from the AP, *Football News*, *The Sporting News*, *College Football News* and the Walter Camp Foundation. He was one of five finalists for the Football News Defensive Player of the Year Award. He was named First Team All-SEC by the AP, *The Sporting News* and *Football News*. He was also one of three finalists for the Conerly Trophy, an annual award given to the state of Mississippi's top college football player. He had at least one pass deflection in all but one game (Middle Tennessee). He also blocked one kick. He had a big game in the season-opener against Memphis with four tackles, two passes defended and an INT. It marked his fourth straight game, including the 1999 Peach Bowl, with an INT. Despite injuring his groin against Memphis, he played all 82 snaps in a Week 2 win over Brigham Young. Smoot intercepted his second pass in a Week 4 win over Florida. He led the Bulldogs with three pass breakups in a Week 5 win over Auburn. He intercepted another pass in Week 6 at LSU. The next week against Middle Tennessee, he suffered a bruised posterior but returned in Week 8 to begin a stretch in which he played perhaps his best football. He posted 22 tackles (5.5 per game), nine pass

deflections and two INTs over the last month in games against Kentucky, Alabama, Arkansas and Mississippi. He intercepted the tenth pass of his career in Week 10 against Arkansas, tying him with Kelvin Knight (1990-93), Steve Freeman (1972-74) and Frank Dowsing (1970-72) for fifth on the school's career INT list. **1999:** Smoot was All-SEC in his first season with the Bulldogs. He started all twelve games, including the Peach Bowl, and made 57 tackles and a team-high five INTs. He had four tackles and his first Division I INT in the Bulldogs season-opening win over Middle Tennessee. He made a season-high seven tackles (six solo) and two stops behind the line of scrimmage in a win over Oklahoma State. He followed that game with six tackles against South Carolina in MSU's SEC-opening win. He posted four tackles and another INT in a Week 5 win over Vanderbilt. In a Week 6 win at Auburn, he snuffed out the Tigers last scoring opportunity with an INT. He tallied a career-high eight tackles in a Week 7 win over LSU and followed with six tackles and a pass deflection in a win over Kentucky. He made an INT against Arkansas in Week 10 and returned it 13 yards. He had another INT in the season-ending Egg Bowl win over Mississippi. He intercepted a pass for the third straight game in the Bulldogs 17-7 win over Clemson in the Peach Bowl. His INT at the MSU 13 halted Clemson's initial scoring drive. He also made two tackles. **1998:** Smoot posted 89 tackles, seven INTs and 15 pass deflections as a sophomore right CB at Hinds (Miss.) Community College. He also recovered a fumble and had three stops behind the line of scrimmage. He was named a First-Team All-American by the

National Junior College Athletic Association and All-Region 23. He was also one of the nation's top-50 junior college players on *Blue Chip Illustrated's* postseason ranking, one of only six CBs so honored. He was listed 53rd on Super Prep's ranking of the country's top junior college prospects.

1997: Smoot made 68 tackles and six INTs, returning one for a TD, as a freshman at Hinds. He also deflected 18 passes and recovered two fumbles. He tied for second among the state's junior colleges in INTs and posted 86 yards in INT returns.

Personal: Smoot played in the Mississippi/Alabama High School All-Star game after a standout senior season at Provine High in Jackson, MS. He majored in educational psychology at MSU. He was timed at 4.4 in the 40. A vocal, charismatic player, Smoot drives an equally colorful car, that is "souped up" to his personal taste. It suits his boisterous personality.



FRED SMOOT

COLLEGE STATS

YEAR	G-GS	TT	UT	AT	TFL-YDS	SK-YDS	FF/FR	PD	INT-YDS
1999 MSU	11-11	57	39	18	4-4	0.0-0	0/0	9	5-13
2000 MSU	11-11	55	42	13	2-3	0.0-0	0/0	19	5-31
Totals	22-22	112	81	31	6-7	0.0-0	0/0	28	10-44

Sage

Rosenfels

QUARTERBACK

18

6'4", 218

Iowa State

Born: March 6, 1978

4th Round (109 overall)



Career Highlights:

- Named honorable mention All-Big 12 in 2000 by the AP after completing 172 of 333 passes for 2,298 yards, all career-highs, and eight TDs.
- Won the Ray Scott Award as Iowa State's offensive MVP in 2000; also named the Cyclones co-MVP.
- Threw for a career-high 208.9 yards per game in 2000.
- Completed 23 of 34 passes for 308 yards and two TDs in a 37-29 win over Pittsburgh in last season's Insight.com Bowl, ISU's first bowl appearance since 1978 and its first-ever postseason win.
- Amassed the third-most passing yards in ISU history (4,164); his 4,824 yards of total offense are No. 2 on the Cyclones all-time charts; threw 19 career TD passes, eighth on the all-time ISU list; 306 career pass completions are fourth in ISU history.
- Rushed for ten TDs in 2000, the most by a Cyclones QB since 1962, and a career-high 381 yards; gained 660 career yards rushing and 14 TDs.
- Tossed a career-high ten TDs in 1999.

2000 Season: Rosenfels had his most prolific season at ISU, completing 172 of 333 passes for 2,298 yards, all career-highs, with a 51.7 completion percentage, eight TDs and twelve INTs. His yardage total is third on the all-time ISU single-season list behind Todd Bandhauer (2,524 in 1997) and David Archer (2,639 in 1983). He also rushed for ten TDs, the most by a Cyclones QB since Dave Hoppmann's eleven in 1962, and a career-high 381 yards on 78 carries (4.9 avg.). He averaged 243.5 yards per game in total offense. In an ISU win at Colorado, he rushed for a career-high 140

yards and two TDs and completed 15 of 26 passes with a TD and an INT. Rosenfels hit on ten of 17 passes for 156 yards with an INT against Missouri and ran for two and five yards for TDs. He completed 13 of 26 passes for 171 yards with an INT against Kansas. He also ran for 46 yards and a pair of TDs. He completed 19 of 38 passes for 290 yards with two TDs and an INT at a win over Oklahoma State. He completed 22 of a career-high 42 passes for a career-high 346 yards with two TDs against top-rated Nebraska. He earned Big 12 Offensive Player of the Week honors after leading ISU to a 24-14 win at Iowa, when he hit on 17 of 26 passes for 228 yards and rushed for 59 yards, including a five-yard TD. He completed 23 of 34 passes for 308 yards with two TDs in a 37-29 win over Pittsburgh in the Insight.com Bowl, ISU's first bowl appearance since 1978 and its first-ever postseason win. Rosenfels was the Cyclones team captain in 2000. **1999:** Rosenfels inherited ISU's full-time QB duties and completed 127 of 235 passes (54% completion percentage) for 1,781 yards and a career-high ten TDs. He also rushed 80 times for 225 yards and four TDs (2.8 avg.). He averaged 182.4 yards per game in total offense. He was ISU Offensive MVP against Texas, completing eleven of 20 passes for 291 yards and two TDs. He went 16 of 27 passes for 184 yards with a TD and two INTs against Colorado. He hit on eight of 13 passes for 141 yards with an INT against Missouri. He also rushed for 32 yards and a touchdown. In his first career start on 9/2 against Indiana, he ran 52 yards untouched for a TD on the game's second play. He finished with eight of ten passing for 92 yards and a TD. He completed six of 13 passes with a career long 80-yard TD and two INTs, and rushed for 28 yards on nine carries. He completed eleven of 24 passes

for 156 yards with an INT against Kansas State. In the season-finale at Kansas, he completed 22 of 36 passes for 332 yards with three TDs and an INT. **1998:** Rosenfels played three games at QB. He completed his first pass of the season against Ball State, a 42-yard TD. It was his first career TD throw. Against Nebraska, he completed two of seven passes for six yards. **1997:** Rosenfels saw limited action as a freshman. He completed four of ten passes for 40 yards with two INTs. In his most extensive action, he completed three of five passes for 31 yards with one INT at Missouri. He completed one of three passes for six yards against Iowa. He also played against Colorado and Nebraska. **1996:** Rosenfels redshirted as a freshman but was named the Cyclones Outstanding Offensive Scout Team Player of the Year.

Personal: Rosenfels excelled in academics at ISU, where he majored in marketing. He was named to the Big 12 Commissioner's Academic Honor Roll four semesters. He earned 2000 First-Team Academic All-Big 12 and 1999 Second-Team Academic All-Big 12 honors, and was Honorable Mention Academic All-Big 12 in

1997. He served as vice president of the Future Business Leaders of America. At Maquoketa (Iowa) High School, Rosenfels earned First-Team All-District, *Quad City Times* and *Dubuque Telegraph Herald* All-Eastern Iowa recognition in football. He was named one of the nation's top QBs by *Street and Smith's Magazine*. He completed 76 of 148 passes for 1,122 yards and ten TDs as a senior. As a kicker, he converted 20 of 23 PATs and averaged 36 yards punting. He finished with 2,126 passing yards and 20 TDs overall. *The Des Moines Register* named him a Second-Team All-State QB. He earned All-Eastern Iowa honors from the *Quad City Times* and First-Team All-Tri-State honors from the *Dubuque Telegraph Herald*. He earned three letters in basketball, three in baseball and four in tennis. He was seeded No. 1 in tennis and compiled a 40-6 record. On the court, Rosenfels averaged 20 points, twelve rebounds and seven assists and posted eight triple-doubles. In track, he qualified for the 4x200m and 4x400m state relays as a senior. He was in the National Honor Society in high school, on the honor roll eight semesters. Rosenfels and his wife, Maria, are expecting their first child in July 2001.

SAGE ROSENFELS					COLLEGE STATS							
	G-GS	Att	Comp	Int	Pct	Yards	TD	Long	Sack	Rating	YP	
1996	ISU					Redshirted						
1997	ISU	4-0	10	4	2	.400	37	0	13	1	31.08	3.4
1998	ISU	4-0	9	3	1	.333	48	1	42	0	55.91	4.4
1999	ISU	11-11	235	127	11	.540	1781	10	80	10	122.38	161.9
2000	ISU	11-11	333	172	12	.517	2298	8	78	6	110.34	208.9
Totals		30-22	587	306	26	.521	4164	19	80	16	113.54	138.8

PLAYOFF PAYOUTS

Under the terms of the Collective Bargaining Agreement, compensation for the 2001-2002 post-season will be the following:

First round (division winner)	\$17,000
First round (wild card)	\$12,500
Divisional Playoff Game	\$17,000
Conference Championship	\$34,500
Super Bowl Loser	\$34,500
Super Bowl Winner	\$63,000

Darnerien

McCants

WIDE RECEIVER

19

6'3", 214

Delaware State

Born: Aug. 1, 1978

5th Round
(154th overall)



Career Highlights:

- Set Delaware State and Mid-Eastern Athletic Conference records with 18 TD catches in 2000, tops among I-AA players.
- Posted career-highs last season of 36 catches, 692 receiving yards and 18 TDs.
- Holds school and MEAC records for single-game TD catches, scoring five times in wins over Liberty (9/23/00) and North Carolina A&T (11/4/00); tied for second all-time in Division I-AA for TD catches in a game.
- Named to All-MEAC First Team in 2000, plus the Sports Network, Walter Camp and Sheridan Broadcast Network Black College All-America teams.
- All-MEAC and All-Eastern College Athletic Conference First-Team selection in 2000.
- Stands second on Delaware State's all-time list in TD catches (26) and fifth in receiving yards (1,622); holds school record for TDs per catch.
- Played in 42 of a possible 43 college games.

2000 Season: McCants had his best season at Delaware State, where he played TE. He tallied career-highs of 36 catches, 692 receiving yards and 18 TDs. His TD total set Delaware State and MEAC records and was No. 1 in Division I-AA. He was seventh in I-AA in scoring with 116 points on 19 TDs, one being a 51-yard kickoff return, and a two-point conversion. He made the All-MEAC First Team and the Sports Network,

Walter Camp and Sheridan Broadcast Network Black College All-America teams. He set a school and MEAC single-game record with five TD catches versus both Liberty (9/23) and North Carolina A&T (11/4), tying him for second on the I-AA all-time list for single-game TD catches. McCants was the MEAC Offensive Player of the Week for his performance vs. Liberty, when he caught seven passes for 107 yards and five TDs. He tallied at least one TD catch in each of the last six games, a school record. He also returned a punt 28 yards. **1999:** McCants played in all eleven games, catching nine passes for 292 yards (career-high 33.2 avg.) with two TDs. He made a career-high 79-yard catch for a TD vs. Bucknell (9/25), the Hornets longest offensive play of the season. He posted 103 receiving yards in that game. He hauled in a 15-yard TD pass in a 43-29 win over Bethune-Cookman (10/2). He also tallied two catches for 66 yards in a loss to North Carolina A&T (11/6). **1998:** McCants was fourth on the Hornets in receiving yards (251) and fifth in catches (18). He tied for second in TD catches (two). He posted six catches for 73 yards, both team-highs, in a loss to Hofstra. He hauled in five passes for a season-high 78 yards vs. Florida A&M. He caught a 27-yard TD pass in a loss to Hampton and a six-yard TD pass in a loss to Elon. **1997:** McCants led the Hornets with four TD catches, was second in receiving yards (380) and third in catches (20). He was fifth in the MEAC in yards per catch (19.0). He tallied six catches for 170 yards and two TDs in a 40-30 loss to Buffalo, also hauling in a team-season-high 74-yard TD catch. He made five catches for 98 yards, including a 53-yarder,

in a 35-14 win over Bethune-Cookman. He had two catches for 32 yards, including a 19-yard TD, in a 50-18 win over Cheyney. He made a 20-yard TD catch in a 22-14 loss to North Carolina A&T.

Personal: McCants was the first Delaware State player chosen in the NFL draft since the Dallas Cowboys selected guard Rod Milstead in the fifth round in 1992. Milstead played for the Redskins in 1998 and 1999. In addition to football, McCants competed on the Hornets indoor and outdoor track

and field teams, capturing third place in the high jump in the 2000 MEAC Indoor Track and Field Championships. He tied for third in the high jump at the 1999 MEAC Championships. At Arundel High in Gambrills, MD, he was All-State, All-County and All-Metro in his only football season, 1995, when he helped lead the school to county and regional championships. He also lettered in basketball, as the Wildcats won county and regional titles.

DARNERIEN MCCANTS			COLLEGE STATS				
	G-GS	Catches	Yards	Avg.	Long	TD	
1997	DSU	11-11	20	380	9.0	74	4
1998	DSU	10-4	18	251	13.9	28	2
1999	DSU	11-7	9	299	33.2	79	2
2000	DSU	11-4	36	692	19.2	64	18
Totals		43-26	83	1622	19.5	74	26

REDSKINS TEAM RECORDS SET IN 2000

Receptions by a running back, season:	81	Larry Centers (2000)
	70	Joe Washington (1981)
Most seasons:	18	Darrell Green (1983-2000)
Most games played:	263	Darrell Green (1983-2000)
Most passes completed, season:	343	2000
	337	1989
Most field goals allowed, season:	30	2000
	25	1999

NFL RECORDS SET IN 2000

Most 10-sack seasons, player:	13	Bruce Smith (1985-93, 97-98, 2000)
	12	Reggie White (1985-90, 92-98)
Career receptions by a running back:	685	Larry Centers (1990-2000)
	610	Keith Byars (1986-98)
Consecutive seasons with at least one interception:	18	Darrell Green (1983-2000)
Largest home attendance, season:	647,424	Washington Redskins (2000)
	634,204	Detroit Lions (1980)

Mario

Monds

DEFENSIVE TACKLE

79

6'3", 325

Cincinnati

Born: Nov. 10, 1976

6th Round
(186th overall)



Career Highlights:

- Made 25 tackles (19 solo) with 4.5 sacks in 2000, earning Second-Team All-Conference USA honors.
- Received Cincinnati's John Pease Award as the team's top defensive lineman in 1999.
- Posted 84 tackles with three sacks in 1997 as a sophomore at Hutchinson Community College and earned National Junior College Athletic Association All-American distinction.
- Named Honorable Mention All-Conference at Hutchinson in 1996, making 74 tackles with three sacks.

2000 Season: Monds played in ten games, starting eight, and earned Second-Team All-Conference USA honors. He made 25 tackles (19 solo) with 4.5 sacks and twelve tackles-for loss. He had a tackle-for-loss in eight games, was second on the Bearcats with seven QB hurries and third with nine QB hits. He recovered one fumble. He earned his second letter. Monds was a preseason First-Team All-Conference USA choice and preseason Third-Team All-America choice by *Athlon* magazine. He missed the season-opener against Army with a knee injury. **1999:** Monds earned the John Pease Award as the Bearcats top defensive lineman. He posted 25 tackles (twelve solo) with team-highs of eleven tackles-for-loss (-69 yards) and five sacks

(-61 yards). He also recovered a fumble. He had four straight games with a sack and seven straight with a tackle-for-loss. He posted three tackles, all for losses, and two sacks vs. UAB, in addition to causing a fumble. He had two tackles-for-loss and forced and recovered a fumble at Southern Mississippi. He earned his first letter.

1998: Monds sat out the season after transferring to Cincinnati from Hutchinson Community College in Kansas. **1997:** Monds was an National Junior College Athletic Association All-America selection after making 84 tackles with three sacks. He also earned First-Team All-Conference honors. **1996:** Monds made 74 tackles with three sacks and was named Honorable Mention All-Conference.

Personal: Monds started for four years at Westwood High. He was named to the All-Area squad as a senior. His father, Walter "Wonderful" Monds, Jr., was a First-Team All-American safety at Nebraska, where he played with Redskins strength and conditioning coach Dave Redding. He also played four seasons with the Steelers. Monds' older brother, Wonderful III, was an outfielder in the Cincinnati Reds farm system and played at Class AAA Memphis in 1999. Monds majored in criminal justice at Cincinnati. In between the 1999 and 2000 seasons, he worked out ferociously and led all Cincinnati linemen with a 455-pound bench press, an 1,180-pound leg press and 29 repetitions of 225 pounds. Monds has a daughter, Brianna.

MARIO MONDS

COLLEGE STATS

	G-GS	Tackles	Solo	Asst.	For-Loss	Sack-Yds	FR
1999 CIN	10-7	25	12	13	11-69	5-61	1
2000 CIN	10-8	25	19	6	12-52	4.5-35	1
Totals	20-15	50	31	19	23-121	9.5-96	2



**Free
Agents**

2001 FIRST YEAR PLAYER BIOS

85

Tyrone Goodson

WIDE RECEIVER**Auburn Ht: 6-2 Wt: 180 Born: 2/2/74**

Signed with the Redskins as a free agent in February 2001... Spent the majority of the 1999 season on the Green Bay Packers' practice squad... Three-year starter and four-time letterman at Auburn, closing out his career as the second-leading receiver in school history with 136 catches... Only the second player in school history to amass more than 2,000 yards receiving (2,283)... Named to the Auburn All-Decade Team... Was an All-State selection as a free safety at Central High School in Brooksville, FL, also excelling at quarterback... Named All-State in basketball, and had his jersey retired by Central... Holds a bachelor of arts degree in political science.

22

Martavious Houston

SAFETY**Auburn Ht: 6-0 Wt: 215 Born: 3/8/76**

Signed with the Redskins (12/27/99) after playing with the Canadian Football League's Toronto Argonauts... Ended his career as an Argonaut with 18 games played, 93 tackles and two sacks for a loss of 23 yards... Finished his three-year career at Auburn (1995-97) with 36 games played (31 starts), 246 tackles (180 solo), twelve tackles for a total loss of 32 yards, ten passes deflected, and three interceptions for 47 yards... Won various All-State and All-American honors while playing football at Boyd Anderson High School in Lauderdale Lakes, FL... Majored in liberal arts.

35

Jason Kaiser

SAFETY**Culver-Stockton Ht: 6-0 Wt: 190 Born: 11/9/73**

Technically classified as a first-year free agent, Kaiser has spent time on NFL practice squads developing his skills... Since his 1998 introduction to the NFL, Kaiser has spent time with the Denver Broncos (1998), Kansas City Chiefs (1998-99, where he saw his first NFL action at the NY Giants on 12/20/98), and Dallas (1999-2000, where he played in the NFC Wild Card Playoff Game at Minnesota on 1/9/00). Played two seasons with the CFL's Hamilton Tiger-Cats (1996-97)... With Hamilton, made his talent as a special teams player known with 13 tackles, ten punt returns for 81 yards, and three kickoff returns for 43 yards... Played quarterback, cornerback and safety at Culver-Stockton (Canton, MO), earning All-Conference honors all four years... Was named NAIA All-American defensive back after posting 58 tackles, 16 passes defensed and five interceptions as a senior... Also spent four years on the Culver-Stockton baseball team, earning GTE All-Academic American honors... Standout at Highlands Ranch High School (CO), where he was also a four-year letterman in baseball and two-year letterman in basketball... Majored in pre-med in college... Married to Leann.

63

Ryan Kalich

GUARD**Florida Ht: 6-2 Wt: 297 Born: 11/21/76**

Spent the entire 2000 season on the Redskins' practice squad before being allocated to NFL Europe... Started all ten games for the 2001 World Bowl Champion Berlin Thunder... Four-year letterman at Florida... Played in 38 regular season games with 34 starts... Started 2000 Citrus Bowl at center... Played in the 1999 and 1998 Orange Bowls... Honored with the 1999 James Kynes Award as the Gators'

offensive line iron-man... Named to the SEC Academic Honor Roll in 1998... 1997 Sugar Bowl starter... Named one of the top five centers in the country by the National Recruiting Advisor his senior year at Spring Woods High School... Majored in building construction.

27 Central McClellion

DEFENSIVE BACK Ohio State Ht: 6-0 Wt: 190 Born: 3/8/76

Signed with the Redskins (7/9/01) after playing the past two seasons with NFL Europe's Scottish Claymores... In his two seasons with the squad, he posted 38 tackles, three passes defended and one interception for a 12-yard touchdown return... In four years at Ohio State, he compiled 85 tackles (56 solo), one interception and one fumble... Was a three-year starter at Boca Raton Olympic Heights High School, recording 21 interceptions... Majored in criminology.

12 Tommy Nash

WIDE RECEIVER Wyoming Ht: 6-0 Wt: 162 Born: 3/2/77

Signed with the Redskins as an undrafted free agent 4/16/00, and was released before the start of the 2000 season (8/21/00)... He did not play with an NFL team during the 2000 season... Re-signed with the Skins 12/26/00... Played in eleven games as a senior at Wyoming in 1999... One of six senior receivers on the Cowboy squad, forming one of the most experienced corps in Wyoming history... During his 23 game collegiate career, he had 39 receptions for 393 yards... Averaged 11.2 yards-per-reception and 17.1 per-game. All-State selection as

88 Winston October

WIDE RECEIVER Richmond Ht: 5-8 Wt: 165 Born: 7/12/76

Signed with the Redskins as a free agent (4/2/01) from the CFL's Montreal Alouettes (1999-2000)... In 2000, he returned 79 punts for 898 yards and scored two touchdowns, including an errant field goal for a 111-yard score... He was twice named CFL Special Teams Player of the Week... Finished his college career with 349 tackles, twelve interceptions and 33 pass deflections while playing corner and safety at Richmond... As a senior in 1998, he led the Spiders with 116 tackles, six interceptions, nine pass deflections, four forced fumbles and one blocked kick... He set a school record with 541 punt return yards, averaging 12.6 yards per return... Named First-Team All-Atlantic 10 and First-Team All-State... He was a football and track standout at Garfield High School in his hometown Dale City, VA... Majored in speech.

73 Terrance Simmons

OFFENSIVE LINEMAN Alabama State Ht: 6-8 Wt: 310 Born: 5/3/76

Originally signed with the Redskins (4/16/00) as an undrafted free agent and was released prior to the start of the 2000 season... He did not play for an NFL team during the 2000 season... Re-signed with the Skins 12/26/00, and allocated to the Frankfurt Galaxy of NFL Europe, where he saw action every game... Was named as a Blue Chip player, among the top 42 lineman in the nation, while at Alabama State University... Also played basketball, named team MVP in 1999 and 2000... Was offensive lineman of the year and played in the state all-star game as a senior at Vigor-Prichard High School in Alabama... Majored in physical education.

84**Willie Spencer****WIDE RECEIVER****Tiffin (OH) Ht: 6-2 Wt: 215 Born: 4/4/77**

Signed as a free agent in February 2001, after taking a year off from football... Transferred to Tiffin University after two seasons at the University of Akron... He earned First-Team Division II All-American honors, as well as First-Team All-Conference honors... Had 66 catches for over 1,200 yards and 16 touchdowns... Rushed eleven times for over 200 yards and two touchdowns... Liberal arts major.

93**Eric Stevenson****DEFENSIVE TACKLE****Oklahoma State Ht: 6-2 Wt: 295 Born: 9/21/77**

Originally signed with the Redskins (4/16/00) as an undrafted free agent and was released prior to the start of the 2000 season... He did not play for an NFL team during the 2000 season... Re-signed with the Skins 12/26/00... At OSU, played every game in 1999... Posted eight tackles his senior season... Saw action in nine games in 1998... Received All-State honors while at Crescent High School... Rated by *Super Prep* as one of the top four players in Oklahoma, and one of the top ten players in the Midlands.

36**Eric Whitfield****CORNERBACK****UCLA Ht: 6-0 Wt: 205 Born: 1/17/78**

Signed with the Redskins (4/16/00) as an undrafted free agent and was released prior to the start of the 2000 season... He did not play for an NFL team during the 2000 season, but re-signed with the Skins 12/26/00... He was allocated to the Scottish Claymores, where he was the first overall pick in the 2001 NFLLEL Allocated Player Draft... He ended his NFLLEL season with ten games played (eight starts), 28 tackles, three passes defensed, three special teams tackles and one interception... At UCLA, played nine of eleven games in 1999... Recorded 31 tackles, three tackles-for-a-loss, and two sacks during the 1997 campaign... Participated on kick-off coverage, punt return and punt coverage units... Named *Blue Chip* All-American and was a top ten secondary prospect in the West as a senior at Banning High School in Wilmington, CA... Majored in history.

2001 UNDRAFTED FREE AGENTS

57**Cornelius Anthony****LINEBACKER****Texas A&M****Ht: 6-0 Wt: 236 Born: 7/3/78**

Recorded 76 tackles and two sacks in his senior season at Texas A&M... In 1999, was the team's second leading tackler with 86 total tackles, and had a career best 18 tackles against Nebraska... As a sophomore started every game for the Aggies and had a 100-tackle season with four sacks... In his 1997 freshman season, posted 26 tackles and forced one fumble... Missouri City Elkins High School... Hometown is Houston, TX... Majored in business analysis.

54**David Brandt****CENTER Michigan Ht: 6-4 Wt: 309 Born: 9/25/77**

Started three of the four years with Michigan... Played in 46 career games and started in 36... Recognized as an All-Big Ten Conference Honorable Mention by coaches and media in 2000... Was a co-recipient of the Robert P. Ufer Bequest Award, honoring top senior football players who demonstrates enthusiasm and love for Michigan... Jenison High School... Native of Jenison, MI.... Majored in elementary education.

74**Terry Bryant****DEFENSIVE END Clemson Ht: 6-4 Wt: 287 Born: 2/5/78**

At Clemson, recorded 34 tackles with four sacks while starting all eleven games as a senior.... In 1999, started in every game posting 32 tackles with two sacks... Started eight games and compiled 26 tackles and one sack as a sophomore... In his first season, Terry saw limited action but was second in freshman tackles... As a high school prospect, was named a *Super Prep All-American* and was ranked as one of the top defensive ends by *Blue Chips Magazine*... Johnson High School... Hometown is Savannah, GA... Majored in industrial education.

40**Mike Cerimele****FULLBACK Penn State Ht: 5-11 Wt: 237 Born: 11/28/77**

As a senior, Cerimele rushed 22 times for 47 yards, and caught nine passes for 61 yards... During his Nittany Lion career, he compiled 461 rushing yards, 36 receptions, and 13 total touchdowns... He was honored as a First-Team All-State selection during his senior season at Allentown Central Catholic High School... He also gained honors as a *USA Today* state Player-of-the-Year nominee... Majored in telecommunications.

96**Jauron Dailey****LINEBACKER Florida A&M Ht: 6-3 Wt: 232 Born: 2/20/78**

First-Team All-MEAC selection in 2000 after recording 13 sacks, 64 tackles, two blocked kicks, and three forced fumbles... His 1999 junior campaign was highlighted with 57 tackles and 18 sacks, which ranked as the second highest sack total in Rattlers history... Transferred from Youngstown State University, where in two seasons he compiled 30 tackles and five sacks... Norland High School... Hometown is Miami, FL... Majored in fine arts/graphic design.

43**Jamaal Dinkins****FULLBACK Mississippi State Ht: 6-0 Wt: 230 Born: 9/23/78**

Switched from linebacker to fullback in his senior season.... Played in all 48 games of his MSU career... A special teams standout, he finished his Bulldog career with 54 tackles... Ranked as a top prep linebacker in the *G&W Recruiting Report Magazine*... Provine High School... Hometown is Jackson, MS... Majored in fitness management.

6**Dan Frantz****PUNTER** Portland State Ht: 6-1 Wt: 196 Born: 7/9/77

A 2000 Associated Press Third-Team All-American Punter, averaged 42.7 yards with 16 downed inside-the-20... He also gained honors as First Team All-Big Sky Conference selection as a punter and kicker... During his Portland State career, he had a total of 193 punts for 7,884 yards for an average of 40.8 yards, with 28 punts downed inside-the-20-yard line... Columbia River High School... Hometown is Vancouver, WA... Majored in social science.

17**Latef Grim****WIDE RECEIVER** Pittsburgh Ht: 5-11 Wt: 190 Born: 9/26/78

Pittsburgh's all-time leading receiver with 174 receptions, ranking second all-time in the Big East... In 2000, played and started eleven games and had 39 receptions for 595 yards and two touchdowns... Was voted to the First-Team All-Big East for the second straight season by posting 75 receptions for 1,106 yards and four touchdowns... During his 1998 season, Grim had 60 receptions for 906 yards and nine touchdowns... Began his collegiate career at San Joaquin Delta Junior College, where he produced 58 receptions for 1,114 yards and eight touchdowns... Franklin High School... Hometown is Stockton, CA... Majored in social science.

67**Brad Harms****GUARD** Northern Iowa Ht: 6-2 Wt: 295 Born: 8/18/77

As a senior, Harms started all eleven games at center. Harms credited for giving up only one sack in the 2000 season... First-Team All-Gateway Conference in 2000... Honorable Mention All-American by *National Weekly Football Gazette*... Started at guard his junior season at Northern Iowa... During his freshman and sophomore seasons he saw limited action... In high school he was honored as a First-Team All-State selection in Iowa, by *The Des Moines Register*... Grundy Center High School... Hometown is Grundy Center, IA... Majored in business.

61**Tam Hopkins****GUARD** Ohio State Ht: 6-4 Wt: 315 Born: 3/22/78

Started all twelve games during his senior season for the Buckeyes... Gained recognition as an Honorable Mention All-Big Ten guard... In 1999, he played in twelve games, starting one... During his freshman and sophomore (1997-98) he played in 16 total games... Named a First-Team All-American, *USA Today*... *The Atlanta Constitution* named him one of the top 100 players in the South... Lake Howell High School... Hometown is Winter Park, FL... Majored in sociology.

71**Rod Kelly****DEFENSIVE END** Northeastern State Ht: 6-5 Wt: 255 Born: 12/27/78

Started all eleven games as a senior... Compiled 51 tackles which 18 for a loss, with eight sacks and three forced fumbles... In 1999, Kelly had 74 tackles, five sacks, an interception, and a safety. A special teams standout in 1999 with two blocked kicks. He was a transfer from Trinity Valley Junior College. At Jack Yates High School, he was a four-time baseball All-State selection, and two-time All-American in football... Hometown is Houston, TX... Majored in health and human performance.

70**Trey Langley****OFFENSIVE TACKLE** LSU Ht: 6-4 Wt: 291 Born: 11/28/76

Started the first two games of the 2000 LSU campaign before succumbing to a season-ending knee injury... He red shirted for a year... In 28 career games with the Tigers, he started 21... During high school played tight end, and was named class 4A All-State as a defensive lineman... Eunice High School... Hometown is Eunice, LA.

49**Ivan Mercer****TIGHT END** Miami Ht: 6-6 Wt: 227 Born: 9/19/75

Started all eleven games in which he played during the 2000 Hurricanes season... As a senior, he was credited with ten receptions for 125 yards and one touchdown... In 1999, he played in nine games and had five receptions for 61 yards and two touchdowns... Began his collegiate playing career at Orange Coast Junior College, where he was a First-Team All-Mission Conference selection and team MVP for two seasons... In high school, also played basketball, averaging 18 points, eleven rebounds and four blocks... Was the conference high jump and hurdles champion, and competed in the two-man volleyball competition in the 1993 Junior Olympics... Oakmont High School... Hometown is Antelope, CA... Majored in marketing.

97**Chaz Murphy****LINEBACKER** Kansas Ht: 6-3 Wt: 237 Born: 3/30/77

Standout at linebacker, recording two eight-tackle games during his two years at KU, playing in all 23 games... As a senior, started all eleven games and was credited with 45 tackles (19 solo), 11.5 tackles for losses and six sacks... Finished his junior year with 45 tackles, including eight for losses, three sacks, and one forced fumble... Regarded as one of the top junior college defensive prospects in the country after recording 25 sacks during his two-year career at Garden City Community College... Ball High School... Hometown is Galveston, TX... Majored in African studies.

26**Ifeanyi Ohaleté****SAFETY** USC Ht: 6-2 Wt: 217 Born: 5/22/79

Finished his career at USC with 168 tackles (eight for a loss of 21 yards), and 27 deflections, including one blocked punt, three fumble recoveries, and five interceptions... As a senior, started the first five games of the USC schedule before learning he had a season-ending stress fracture in his right ankle... Started all twelve games as a junior, ranking third on the team with 84 tackles, tied for first in the Pac-10 in both forced fumbles (five) and fumbles recovered (three), and tied for second in pass deflections (15)... Played in all 24 games as a freshman and sophomore recording 55 tackles, nine deflections and three interceptions... Los Alamitos High School... Hometown is Los Alamitos, CA... Majored in business administration.

94**Antonio Pierce****LINEBACKER** Arizona Ht: 6-1 Wt: 232 Born: 10/26/78

Competitive linebacker at Arizona... Played in all eleven games as a senior recording 77 tackles (ten for a loss of 22 yards), three sacks, one interception, two forced fumbles and one blocked kick... Played in all twelve games as a junior ending the season with 75 tackles, 48 assisted and 27 solo... Ten tackles for a loss of 48 yards, including four sacks for 34 yards... One forced fumble and six pass break ups... Played at Mount San Antonio College in Walnut, CA before being recruited by Arizona... Paramount High School... Hometown is Ontario, CA... Majored in communications.

64**Jason Schwab****OFFENSIVE TACKLE** Nebraska Ht: 6-1 Wt: 304 Born: 5/12/77

An integral member of the Husker lineup... Two-year starter for Nebraska... Finished his career with 178 pancakes (knock-down blocks)... In 2000, he was fifth on the team with 82 pancakes and was instrumental in NU quarterbacks being sacked just ten times in eleven games... He sat out his junior year after tearing his ACL and MCL... In 1998, he was the only offensive lineman to start all 13 games and earned Honorable-Mention All-Big 12 honors... He did not see action in 1996... A walk-on, he redshirted during the 1995 season... Cretin-Derham Hall High School... Hometown is Eagan, MN... Graduated with a degree in communication studies.

58**Anthony Sessions****LINEBACKER** Tennessee Ht: 6-0 Wt: 225 Born:

2/16/79

A productive asset in the Volunteers defensive backfield... Played in all 23 games during his two seasons at Tennessee... Started all eleven games as a senior, recording 83 tackles, eight for a losses, was second in the SEC in sacks (9.5) and had one forced fumble... As a junior he finished the season with 28 tackles and four sacks... Earned All-American, First-Team All-State, and First-Team All-Region honors while playing at Copiah-Lincoln Junior College, where he saw action as a defensive back, kick returner and quarterback... Northside High School... Hometown is Warner Robins, GA.

46**John Sigmund****TIGHT END** Wisconsin Ht: 6-4 Wt: 266 Born:

7/2/78A Four year Wisconsin letterman... As a senior, one of only two offensive players to start all 13 games... Registered a career-best eleven catches for 98 yards for the season... In 1999, recorded six catches in the opening four weeks of the season before being sidelined with an ankle sprain, then came back at the end of the season to record two catches for 29 yards in the Rose Bowl against Stanford... During his first two seasons at Wisconsin he tallied three receptions for 73 yards and one touchdown... Milford Academy... Hometown is Sewell, NJ... Majored in behavioral science and law.

16**Justin Skaggs****WIDE RECEIVER** Evangel Ht: 6-2 Wt: 200 Born: 4/22/79

Versatile player during his four years at Evangel... In 2000, was starting flanker, led receivers with 22 receptions for 295 yards and four touchdowns... Earned Third-Team All-Conference honors... As a junior he handled kickoff and long field goal kicks, caught seven passes for 74 yards and won team's Crusader Award for top special teams player... In 1998, saw action as both a kicker and defensive back, recording eight tackles and a pass deflection... Finished his freshman season with ten tackles and one interception, returned for a 38-yard touchdown... St. Clair High School... Hometown is Wentzville, MO... Majored in criminal justice and psychology.

39**Stanley Stephens****RUNNING BACK** South Carolina State Ht: 6-0 Wt: 203 Born: 3/24/77

A standout at running back and on special teams... Finished his senior year with 795 rushing yards and nine touchdowns... Special teams threat with 16 punt returns for

179 yards and 30 kickoff returns for 592 yards... In 1999, he saw action in all ten games, some at fullback, and finished the season with 21 carries for 107 yards... In 1998, began the season as the number one fullback... Hometown is West Palm Beach, FL... Majored in criminal justice.

68**Ross Tucker****OFFENSIVE GUARD** Princeton Ht: 6-4 Wt: 305 Born: 3/2/79

A staple in the Princeton starting lineup... Started all games in the 2000 season... In 1999, started first nine games before tearing a knee ligament... As a sophomore, made the switch from defense to offense and started all ten games at right guard... As a freshman, played on then defensive line and recorded eight tackles, four unassisted and one for a loss, and recovered one fumble... Was a GTE/CoSIDA District II Academic All-America in 1999... Hometown is Wyomissing, PA... Majored in politics.

30**Greg Walls****CORNERBACK** Texas Christian Ht: 6-1 Wt: 187 Born: 2/22/79

A 2000 pre-season All-WAC choice by at corner by *The Sporting News*... As a senior, collected 20 tackles and had ten passes defended... In 1999, recorded 29 tackles, twelve deflected passes and one fumble recovery... As a junior, started all twelve games and tallied 36 tackles... Forced one fumble, recovered one fumble and deflected eleven passes... Returned an interception for a 69-yard touchdown and returned a blocked field goal for a 61-yard touchdown... In 1997, saw action in eight games (two starts) as a true freshman, mostly on special teams, and finished the season with ten tackles... Picayune's Memorial High School... Hometown is Picayune, MS... Majored in elementary education.

11**Mike Watkins****QUARTERBACK** Louisville Ht: 6-4 Wt: 220 Born: 12/10/78

In five years with Louisville, he completed 64 of 106 passes for 865 yards, four touchdowns and had only one interception... Finished his career with 30 rushes for 31 yards and five touchdowns... In 1999, served as backup to current Ravens quarterback Chris Redman, and as holder for placekicks... In 1998, completed 71 percent of his throws and saw his first career start... Made his collegiate debut and saw time in six of eleven games in 1997... He did not see action in 1996... Hometown is Louisville, KY... Majored in psychology.

45**Kenny Watson****TAILBACK** Penn State Ht: 5-11 Wt: 205 Born: 3/13/78

As a senior, had 16 catches for 275 yards and one touchdown... Had seven rushes for 31 yards... In 1999, he recorded 724 all-purpose yards... Led the team with 22 kickoff returns for an average of 23.7 yards, second-best in the Big Ten... Took a medical redshirt in 1998 due to a back injury... In 1997, he saw action at tailback and returned twelve kickoffs for an average of 20.5 yards... Played in eleven games as a freshman and led the Big Ten with 16 returned kicks for a 23.5 yard average... Harrisburg High School... Hometown is Harrisburg, PA... Majored in integrated arts.

2001 Redskins Roster

(Alphabetical)

No	Name	Pos	Ht	Wt	Birthdate	Exp	College	How Acquired
77	Ethan Albright	LS	6-5	268	5/1/71	7	North Carolina	FA-01
80	Stephen Alexander	TE	6-4	246	11/7/75	4	Oklahoma	D2-98
57	Cornelius Anthony	LB	6-0	236	7/3/78	R	Texas A&M	CFA-01
56	LaVar Arrington	LB	6-3	246	6/20/78	2	Penn State	D1-00
24	Champ Bailey	CB	6-0	188	6/22/78	3	Georgia	D1-99
59	Shawn Barber	LB	6-2	237	1/14/75	4	Richmond	D4-98
4	Bryan Barker	P	6-1	200	6/28/64	12	Santa Clara	UFA (Jax)-01
20	Michael Bates	RB	5-10	189	12/19/69	9	Arizona	UFA (Car)-01
32	Donnell Bennett	FB	6-0	246	9/14/72	8	Miami	UFA (KC)-01
54	David Brandt	OL	6-4	309	9/25/77	R	Michigan	CFA-01
74	Terry Bryant	DL	6-4	287	2/5/78	R	Clemson	CFA-01
69	Matt Campbell	OL	6-4	300	7/14/72	7	South Carolina	UFA (Car)-01
40	Mike Cerimele	RB	5-11	237	11/28/77	R	Penn State	CFA-01
62	Ben Coleman	G	6-5	332	5/18/71	9	Wake Forest	FA-01
99	Marco Coleman	DE	6-3	270	12/18/69	10	Georgia Tech	UFA (SD)-99
5	Brett Conway	K	6-2	207	3/8/75	5	Penn State	UFA (NYJ)-01
91	Delbert Cowsette	DT	6-1	288	9/3/77	1	Maryland	FA-00
96	Jauron Dailey	LB	6-3	232	5/22/78	R	Florida A&M	CFA-01
48	Stephen Davis	RB	6-0	235	3/1/74	6	Auburn	D4-96
92	Jerry DeLoach	DT	6-2	315	7/17/77	1	California	FA-00
43	Jamaal Dinkins	RB	6-0	230	9/23/78	R	Mississippi State	CFA-01
51	Mark Fischer	C	6-3	303	7/29/74	4	Purdue	D5-98
89	Zeron Flemister	TE	6-4	249	9/8/76	2	Iowa	FA-00
65	Derrick Fletcher	G	6-6	350	9/9/75	3	Baylor	UFA (NO)-00
6	Dan Frantz	P	6-1	196	7/9/77	R	Portland State	CFA-01
87	Rod Gardner	WR	6-2	218	10/26/77	R	Clemson	D1-01
3	Jeff George	QB	6-4	214	12/8/67	11	Illinois	UFA (Minn)-00
85	Tyrone Goodson	WR	6-2	180	2/24/74	1	Auburn	FA-01
28	Darrell Green	CB	5-9	187	2/15/60	19	Texas A&I	D1-83
25	Donovan Greer	CB	5-9	178	9/11/74	5	Texas A&M	UFA (Buf)-01
17	Latef Grim	WR	5-11	190	9/26/78	R	Pittsburgh	CFA-01
75	Derrick Ham	DE	6-4	270	3/23/75	1	Miami	FA-99
67	Brad Harms	OL	6-2	295	8/18/77	R	Northern Iowa	CFA-01
41	Lloyd Harrison	CB	5-10	187	6/21/77	1	NC State	D3-00
61	Tam Hopkins	OL	6-4	315	3/22/78	R	Ohio State	CFA-01
22	Martavius Houston	S	6-0	215	3/8/76	1	Auburn	FA (CFL)-00
8	Todd Husak	QB	6-3	216	7/6/78	2	Stanford	D6-00
76	Jon Jansen	T	6-6	311	1/28/76	3	Michigan	D2-99
47	Bryan Johnson	FB	6-1	234	1/18/78	1	Boise State	FA-00
50	Robert Jones	LB	6-3	245	9/27/69	10	East Carolina	FA-01
35	Jason Kaiser	S	6-0	190	11/9/73	1	Culver-Stockton	UFA (Dal)-01
63	Ryan Kalich	G	6-2	297	11/21/76	1	Florida	FA-00
71	Roderick Kelly	DL	6-5	255	12/27/78	R	Northeast Oklahoma	CFA-01
90	Kenard Lang	DE	6-4	281	1/31/75	5	Miami	D1-97
70	Trey Langley	OL	6-4	291	11/28/76	R	LSU	CFA-01
83	Kevin Lockett	WR	6-0	186	9/8/74	5	Kansas State	UFA (KC)-01
53	Eddie Mason	LB	6-0	233	1/9/72	5	North Carolina	UFA (Jax)-99
19	Darnerien McCants	WR	6-3	214	8/1/78	R	Delaware State	D5-01

No	Name	Pos	Ht	Wt	Birthdate	Exp	College	How Acquired
27	Central McClellion	DB	5-10	195	9/15/75	1	Ohio State	FA-01
49	Ivan Mercer	TE	6-6	227	9/19/76	R	Miami	CFA-01
55	Kevin Mitchell	LB	6-1	250	1/1/71	7	Syracuse	UFA (NO)-00
79	Mario Monds	DT	6-3	325	11/10/76	R	Cincinnati	D6-01
66	Michael Moore	G	6-2	318	11/1/76	2	Troy State (AL)	D4-00
97	Chaz Murphy	LB	6-3	237	3/30/77	R	Kansas	CFA-01
12	Tommy Nash	WR	6-0	162	3/2/77	1	Wyoming	FA-00
88	Winston October	WR/KR	5-8	165	7/12/76	1	Richmond	FA-01
26	Ifeanyi Ohalete	DB	6-2	217	5/22/79	R	USC	CFA-01
94	Antonio Pierce	LB	6-1	232	10/26/78	R	Arizona	CFA-01
86	Walter Rasby	TE	6-3	256	9/7/72	8	Wake Forest	UFA (Det)-01
52	Cory Raymer	C	6-3	300	3/3/73	7	Wisconsin	D2-95
18	Sage Rosenfels	QB	6-4	218	3/6/78	R	Iowa State	D4-01
60	Chris Samuels	T	6-5	303	7/28/77	2	Alabama	D1-00
21	Deion Sanders	CB	6-1	195	8/9/67	13	Florida State	UFA (Dal)-00
64	Jason Schwab	OL	6-1	304	5/12/77	R	Nebraska	CFA-01
58	Anthony Sessions	LB	6-0	225	2/16/79	R	Tennessee	CFA-01
29	Sam Shade	S	6-0	205	6/14/73	7	Alabama	UFA (Cin)-99
46	John Sigmund	TE	6-4	266	7/2/78	R	Wisconsin	CFA-01
73	Terrance Simmons	OL	6-8	310	5/3/76	1	Alabama State	FA--00
16	Justin Skaggs	WR	6-2	200	4/22/79	R	Evangel (MO)	CFA-01
78	Bruce Smith	DE	6-4	261	6/18/63	17	Virginia Tech	UFA (Buf)-00
23	Fred Smoot	CB	5-11	172	4/17/79	R	Mississippi State	D2-01
84	Willie Spencer	WR	6-2	215	4/4/77	1	Tiffin (OH)	FA-01
39	Stanley Stephens	HB	6-0	203	3/24/77	R	South Carolina State	CFA-01
93	Eric Stevenson	DT	6-2	295	9/21/77	1	Oklahoma St	FA-00
34	Joshua Symonette	S	5-10	200	5/8/78	2	Tennessee Tech	FA-00
31	David Terrell	CB	6-0	187	7/8/75	2	Texas-El Paso	FA-00
13	Derrius Thompson	WR	6-2	216	7/5/77	2	Baylor	FA-99
68	Ross Tucker	OL	6-4	305	3/2/79	R	Princeton	CFA-01
30	Greg Walls	DB	6-1	187	2/22/79	R	TCU	CFA-01
11	Mike Watkins	QB	6-4	220	12/10/78	R	Louisville	CFA-01
45	Kenny Watson	HB	5-11	205	3/13/78	R	Penn State	CFA-01
82	Michael Westbrook	WR	6-3	221	7/7/72	7	Colorado	D1-95
36	Eric Whitfield	CB	6-0	205	1/17/78	1	UCLA	FA-00
95	Dan Wilkinson	DT	6-4	325	3/13/73	8	Ohio State	T (Cin)-98

Pro NUN see ay shun

Del Cowsette	cow SET	Ifeanyi Ohalete	if ee on ee OH hah let TAY
Jerry De Loach	duh LOACH	Jauron Dailey	jah ron
Zeron Flemister	ZEHR ron	Latef Grim	la TEEF
Todd Husak	HUE zak	Martavius Houston	mar TAA VEE ous
Joshuah Symonette	SIMM on ett	Darnerien McCants	dar nair EE un
Deion Sanders	DEE on	Ryan Kalick	KAY lick
Derrius Thompson	DARE ee us		

2001 Redskins Roster

(Numerical)

No	Name	Pos	Ht	Wt	Birthdate	Exp	College	How Acquired
3	Jeff George	QB	6-4	214	12/8/67	11	Illinois	UFA (Minn)-00
4	Bryan Barker	P	6-1	200	6/28/64	12	Santa Clara	UFA (Jax)-01
5	Brett Conway	K	6-2	207	3/8/75	5	Penn State	UFA (NYJ)-01
6	Dan Frantz	P	6-1	196	7/9/77	R	Portland State	CFA-01
8	Todd Husak	QB	6-3	216	7/6/78	2	Stanford	D6-00
11	Mike Watkins	QB	6-4	220	12/10/78	R	Louisville	CFA-01
12	Tommy Nash	WR	6-0	162	3/2/77	1	Wyoming	FA-00
13	Derrius Thompson	WR	6-2	216	7/5/77	2	Baylor	FA-99
16	Justin Skaggs	WR	6-2	200	4/22/79	R	Evangel	(MO) CFA-01
17	Latef Grim	WR	5-11	190	9/26/78	R	Pittsburgh	CFA-01
18	Sage Rosenfels	QB	6-4	218	3/6/78	R	Iowa State	D4-01
19	Darnerien McCants	WR	6-3	214	8/1/78	R	Delaware State	D5-01
20	Michael Bates	RB	5-10	189	12/19/69	9	Arizona	UFA (Car)-01
21	Deion Sanders	CB	6-1	195	8/9/67	13	Florida State	UFA (Dal)-00
22	Martavius Houston	S	6-0	215	3/8/76	1	Auburn	FA (CFL)-00
23	Fred Smoot	CB	5-11	172	4/17/79	R	Mississippi State	D2-01
24	Champ Bailey	CB	6-0	188	6/22/78	3	Georgia	D1-99
25	Donovan Greer	CB	5-9	178	9/11/74	5	Texas A&M	UFA (Buf)-01
26	Ifeanyi Ohalete	DB	6-2	217	5/22/79	R	USC	CFA-01
27	Central McClellion	DB	5-10	195	9/15/75	1	Ohio State	FA-01
28	Darrell Green	CB	5-9	187	2/15/60	19	Texas A&I	D1-83
29	Sam Shade	S	6-0	205	6/14/73	7	Alabama	UFA (Cin)-99
30	Greg Walls	DB	6-1	187	2/22/79	R	TCU	CFA-01
31	David Terrell	CB	6-0	187	7/8/75	2	Texas-El Paso	FA-00
32	Donnell Bennett	FB	6-0	246	9/14/72	8	Miami	UFA (KC)-01
34	Joshua Symonette	S	5-10	200	5/8/78	2	Tennessee Tech	FA-00
35	Jason Kaiser	S	6-0	190	11/9/73	2	Culver-Stockton	UFA (Dal)-01
36	Eric Whitfield	CB	6-0	205	1/17/78	1	UCLA	FA-00
39	Stanley Stephens	HB	6-0	203	3/24/77	R	South Carolina St	CFA-01
40	Mike Cerimele	RB	5-11	237	11/28/77	R	Penn State	CFA-01
41	Lloyd Harrison	CB	5-10	187	6/21/77	1	NC State	D3-00
43	Jamaal Dinkins	RB	6-0	230	9/23/78	R	Mississippi State	CFA-01
45	Kenny Watson	HB	5-11	205	3/13/78	R	Penn State	CFA-01
46	John Sigmund	TE	6-4	266	7/2/78	R	Wisconsin	CFA-01
47	Bryan Johnson	FB	6-1	234	1/18/78	1	Boise State	FA-00
48	Stephen Davis	RB	6-0	235	3/1/74	6	Auburn	D4-96
49	Ivan Mercer	TE	6-6	227	9/19/76	R	Miami	CFA-01
50	Robert Jones	LB	6-3	245	9/27/69	10	East Carolina	FA-01
51	Mark Fischer	C	6-3	303	7/29/74	4	Purdue	D5-98
52	Cory Raymer	C	6-3	300	3/3/73	7	Wisconsin	D2-95
53	Eddie Mason	LB	6-0	233	1/9/72	5	North Carolina	UFA (Jax)-99
54	David Brandt	OL	6-4	309	9/25/77	R	Michigan	CFA-01
55	Kevin Mitchell	LB	6-1	250	1/1/71	7	Syracuse	UFA (NO)-00
56	LaVar Arrington	LB	6-3	246	6/20/78	2	Penn State	D1-00
57	Cornelius Anthony	LB	6-0	236	7/3/78	R	Texas A&M	CFA-01
58	Anthony Sessions	LB	6-0	225	2/16/79	R	Tennessee	CFA-01
59	Shawn Barber	LB	6-2	237	1/14/75	4	Richmond	D4-98

No	Name	Pos	Ht	Wt	Birthdate	Exp	College	How Acquired
60	Chris Samuels	T	6-5	303	7/28/77	2	Alabama	D1-00
61	Tam Hopkins	OL	6-4	315	3/22/78	R	Ohio State	CFA-01
62	Ben Coleman	G	6-5	330	5/18/71	9	Wake Forest	FA-01
63	Ryan Kalich	G	6-2	297	11/21/76	1	Florida	FA-00
64	Jason Schwab	OL	6-1	304	5/12/77	R	Nebraska	CFA-01
65	Derrick Fletcher	G	6-6	350	9/9/75	3	Baylor	UFA (NO)-00
66	Michael Moore	G	6-2	318	11/1/76	2	Troy State (AL)	D4-00
67	Brad Harms	OL	6-2	295	8/18/77	R	Northern Iowa	CFA-01
68	Ross Tucker	OL	6-4	305	3/2/79	R	Princeton	CFA-01
69	Matt Campbell	OL	6-4	300	7/14/72	7	South Carolina	UFA (Car)-01
70	Trey Langley	OL	6-4	291	11/28/76	R	LSU	CFA-01
71	Roderick Kelly	DL	6-5	255	12/27/78	R	Northeast OK	CFA-01
73	Terrance Simmons	OL	6-8	310	5/3/76	1	Alabama State	FA-00
74	Terry Bryant	DL	6-4	287	2/5/78	R	Clemson	CFA-01
75	Derrick Ham	DE	6-4	270	3/23/75	1	Miami	FA-99
76	Jon Jansen	T	6-6	311	1/28/76	3	Michigan	D2-99
77	Ethan Albright	LS	6-5	268	5/1/71	7	North Carolina	FA-01
78	Bruce Smith	DE	6-4	261	6/18/63	17	Virginia Tech	UFA (Buf)-00
79	Mario Monds	DT	6-3	325	11/10/76	R	Cincinnati	D6-01
80	Stephen Alexander	TE	6-4	246	11/7/75	4	Oklahoma	D2-98
82	Michael Westbrook	WR	6-3	221	7/7/72	7	Colorado	D1-95
83	Kevin Lockett	WR	6-0	186	9/8/74	5	Kansas State	UFA (KC)-01
84	Willie Spencer	WR	6-2	215	4/4/77	1	Tiffin (OH)	FA-01
85	Tyrone Goodson	WR	6-2	180	2/24/74	1	Auburn	FA-01
86	Walter Rasby	TE	6-3	256	9/7/72	8	Wake Forest	UFA (Det)-01
87	Rod Gardner	WR	6-2	218	10/26/77	R	Clemson	D1-01
88	Winston October	WR/KR	5-8	165	7/12/76	1	Richmond	FA-01
89	Zeron Flemister	TE	6-4	249	9/8/76	2	Iowa	FA-00
90	Kenard Lang	DE	6-4	281	1/31/75	5	Miami	D1-97
91	Delbert Cowsette	DT	6-1	288	9/3/77	1	Maryland	FA-00
92	Jerry DeLoach	DT	6-2	315	7/17/77	1	California	FA-00
93	Eric Stevenson	DT	6-2	295	9/21/77	1	Oklahoma St	FA-00
94	Antonio Pierce	LB	6-1	232	10/26/78	R	Arizona	CFA-01
95	Dan Wilkinson	DT	6-4	325	3/13/73	8	Ohio State	T (Cin)-98
96	Jauron Dailey	LB	6-3	232	5/22/78	R	Florida A&M	CFA-01
97	Chaz Murphy	LB	6-3	237	3/30/77	R	Kansas	CFA-01
99	Marco Coleman	DE	6-3	270	12/18/69	10	Georgia Tech	UFA (SD)-99

Coaching Staff

Head Coach	Marty Schottenheimer	Defensive Coordinator	Kurt Schottenheimer
Offensive Coordinator	Jimmy Raye	Defensive Line	Mike Trgovac
Offensive Line	Joe Pendry	Linebackers	Greg Manusky
Wide Receivers	Richard Mann	Secondary	Jerry Holmes
Tight Ends	Tony Sparano	Defensive Assistant	Bill Arnsperger
Running Backs	Hue Jackson	Defensive Asst./	
Quarterbacks	Brian Schottenheimer	Quality Control	Kirk Olivadotti
Offensive Asst./		Strength & Conditioning	Dave Redding
Quality Control	Pete Carmichael Jr.	Asst. Strength &	
Special Teams	Mike Stock	Conditioning	Matt Schlotz
		Head Trainer	Bubba Tyer

2000 STATISTICS

2000 Won 8, Lost 8

Head Coach - Norv Turner (Games 1-13);
Terry Robiskie (Games 14-16)

Sept. 3	W	20-17	Carolina	80,257
Sept. 10	L	10-15	at Detroit	74,159
Sept. 18	L	21-27	Dallas	84,431
Sept. 24	W	16-6	at NY Giants	78,216
Oct. 1	W	20-17	*Tampa Bay	83,532
Oct. 8	W	17-14	at Philadelphia	65,491
Oct. 15	W	10-3	Baltimore	83,252
Oct. 22	W	35-16	at Jacksonville	69,061
Oct. 30	L	21-27	Tennessee	83,472
Nov. 5	L	15-16	at Arizona	44,723
Nov. 20	W	33-20	at St. Louis	66,087
Nov. 26	L	20-23	Philadelphia	83,284
Dec. 3	L	7-9	NY Giants	83,485
Dec. 10	L	13-32	at Dallas	63,467
Dec. 16	L	3-24	at Pittsburgh	58,183
Dec. 24	W	20-3	Arizona	65,711

* Overtime

TEAM STATISTICS

	Redskins	Opp
TOTAL FIRST DOWNS	308	254
Rushing	98	97
Passing	185	134
Penalty	25	23
3rd Down: Made/Att	84/213	72/205
3rd Down Pct	39.4	35.1
4th Down: Made/Att	4/10	4/10
4th Down Pct	40.0	40.0
POSSESSION AVG	31:27	28:33
TOTAL NET YARDS	5396	4474
Avg. Per Game	337.3	279.6
Total Plays	1038	937
Avg. Per Play	5.2	4.8
NET YARDS RUSHING	1748	1853
Avg. Per Game	109.3	115.8
Total Rushes	446	430
NET YARDS PASSING	3648	2621
Avg. Per Game	228.0	163.8
Sacked/Yards Lost	32/244	45/283
Gross Yards	3892	2904
Att./Completions	560/342	462/254
Completion Pct	61.1	55.0
Had Intercepted	21	17
PUNTS/AVERAGE	79/40.0	79/42.9
NET PUNTING AVG	79/34.4	79/35.8
PENALTIES/YARDS	115/1009	106/790
FUMBLES/BALL LOST	22/12	28/16
TOUCHDOWNS	32	26
Rushing	14	9
Passing	18	12
Returns	0	5

	Att	Cmp	Yds	Cmp%	Yds/Att	TD	TD%	Int	Int%	Long	Sack/Lost	Rating
Bra. Johnson	364	227	2505	62.4	6.88	11	3.0	15	4.1	77f	20/150	75.6
George	194	113	1389	58.2	7.16	7	3.6	6	3.1	50	12/94	79.6
Husak	2	2	2	100.0	1.00	0	0.0	0	0.0	6	0/0	79.2
REDSKINS	560	342	3892	61.1	6.95	18	3.2	21	3.8	77f	32/244	77.0
Opponents	462	254	2904	55.0	6.29	12	2.6	17	3.7	76f	45/283	67.4

SCORE BY PERIODS

	Q1	Q2	Q3	Q4	OT	PTS
REDSKINS	65	80	54	79	3	281
Opponents	63	91	39	76	0	269

INDIVIDUAL STATISTICS

RUSHING	No.	Yds	Avg	Long	TD
Davis	332	1318	4.0	50t	11
Centers	20	103	5.2	14	0
REDSKINS	446	1748	3.9	50t	14
Opponents	430	1853	4.3	54	9

RUSHING	No.	Yds	Avg	Long	TD
Davis	332	1318	4.0	50t	11
Centers	20	103	5.2	14	0
Thrash	10	82	8.2	34	0
Hicks	29	78	2.7	12	1
Bra. Johnson	22	58	2.6	21	1
Murrell	20	50	2.5	13	0
George	7	24	3.4	14	0
Fryar	2	16	8.0	15	0
Barnhardt	1	11	11.0	11	0
Bailey	1	7	7.0	7t	1
Sellers	1	2	2.0	2	0
Husak	1	-1	-1.0	-1	0
REDSKINS	446	1748	3.9	50t	14
OPPONENTS	430	1853	4.3	54	9

RECEIVING	No.	Yds	Avg	Long	TD
Centers	80	600	7.5	26	3
Thrash	50	653	13.1	50	2
Alexander	47	510	10.9	30	2
Fryar	41	548	13.4	34t	5
Connell	39	762	19.5	77t	3
Davis	33	313	9.5	39	0
Murrell	16	93	5.8	12	0
Reed	10	103	10.3	21t	1
Westbrook	9	103	11.4	21	0
Sellers	8	78	9.8	24	2
Hicks	5	43	8.6	25	0
Bailey	3	78	26.0	42	0
Flemister	1	8	8.0	8	0
REDSKINS	342	3892	11.4	77t	18
OPPONENTS	254	2904	11.4	76t	12

REDSKINS: (24G,21G) (26G) () (25G,30N)
(28G,35B,20G)(33N,42N,24G) (37G) () ()
(35G,28G,29G,51N,33N) (37G,47G, 41G, 39G)
(26G,20G,44N) (39N,49N)() (32G) (41G,50G,
43N)
OPPONENTS: (29G,27N) (49G,20G,54G,37G
.35G) (32G,38G) () (40B,42G) () (51G) (23G,
33G,51G) (46G,21G) (30G,56N) (30G,43G)
(27G,33G,30G)(46G,27G,28G) (33G,19G,
47N,20G,43G) (28G)(37G)

SCORING	TD	Ru	Pa	Rt	K-PAT	FG	S	PTS
Davis	11	11	0	0	0	0	0	66
Heppner LG	0	0	0	0	17/17	10/15	0	47
Heppner TM	0	0	0	0	9/9	4/6	0	21
Murray	0	0	0	0	7/8	8/12	0	31
Fryar	5	0	5	0	0	0	0	30
Centers	3	0	3	0	0	0	0	18
Connell	3	0	3	0	0	0	0	18
Alexander	2	0	2	0	0	0	0	12
Conway TM	0	0	0	0	3/3	3/3	0	12
Sellers	2	0	2	0	0	0	0	12
Thrash	2	0	2	0	0	0	0	12
Bailey	1	1	0	0	0	0	0	6
Hicks	1	1	0	0	0	0	0	6
Bra. Johnson	1	1	0	0	0	0	0	6
Reed	1	0	1	0	0	0	0	6
Bentley LG	0	0	0	0	0/0	1/1	0	3
Bentley TM	0	0	0	0	0/0	1/1	0	3
B. Smith	0	0	0	0	0	0	1	2
REDSKINS	32	14	18	0	27/29	20/30	1	281
OPPONENTS	26	9	12	5	23/23	30/34	0	269

2-Pt. Conversions: TEAM 0-3, OPPONENTS 0-3

PUNTING	No.	Yds	Avg	Net	TB	In	Lg	B
Barnhardt	79	3160	40.0	34.4	5	23	53	0
REDSKINS	79	3160	40.0	34.4	5	23	53	0
OPPONENTS	79	3386	42.9	35.8	10	23	57	0

PUNT RETURNS Ret FC Yds Avg Long TD

Sanders	25	6	185	7.4	57	0
Thrash	10	6	106	10.6	25	0
Bailey	1	1	65	65.0	54	0
REDSKINS	36	13	356	9.9	57	0
OPPONENTS	33	25	342	10.4	69t	2

KICKOFF RETURNS	No.	Yds	Avg	Long	TD
Thrash	45	1000	22.2	49	0
Murrell	12	214	17.8	30	0
Sellers	3	32	10.7	21	0
Arrington	1	39	39.0	23	0
Hicks	1	17	17.0	17	0
Sanders	1	-1	-1.0	-1	0
REDSKINS	63	1301	20.7	49	0
OPPONENTS	60	1529	25.5	92t	1

FIELD GOALS	1-19	20-29	30-39	40-49	50+
Heppner LG	1/1	4/4	3/6	2/2	0/2
Heppner TM	0/0	2/2	2/3	0/0	0/1
Murray	0/0	2/2	3/4	3/6	0/0
Husted	0/0	4/4	0/3	0/1	0/0
Conway TM	0/0	3/3	0/0	0/0	0/0
Bentley LG	0/0	0/0	0/0	0/0	1/1
Bentley TM	0/0	0/0	0/0	0/0	1/1
REDSKINS	0/0	11/11	5/10	3/7	1/2
OPPONENTS	1/1	9/10	11/11	6/8	3/4

Redskins 2001 Defensive Statistics

Statistics compiled from coaches review of game tapes.

	Tackles									
	Solo	Assts	Sacks	Yards	Int	Yards	PD	FF	FR	
Shade	143	92	51	1	5	2	15	7	4	
D.Smith	124	84	40	1	5	3	1	1		
Carrier	102	65	37	1	30	4	1	0	0	
Barber	82	63	19	2	19	7	2	0	0	
Arrington	73	53	20	4	7	5	0	0	0	
B.Smith	68	43	25	10	57	1	4	0	0	
Bailey	66	52	14	5	48	14	1	0	0	
Coleman	62	42	20	12	94.5	3	2	0	0	
Wilkinson	33	20	13	3.5	17.5	2	1	0	0	
Stubblefield	53	32	21	2.5	6	5	1	0	0	
Sanders	46	39	7	4	91	10	1	0	0	
Stevens	41	27	14	1	0	2	2	1	0	
Green	23	20	3	3	35	10	2	0	0	
Lang	21	16	5	3	33	4	1	1	0	
Mason	20	18	2	2	1	1	0	0	0	
Jones	16	9	7	1	3	1	1	0	0	
N.Harrison	11	7	4	1	6	1	0	0	0	
Drakeford	7	3	4	2	0	0	0	0	0	
Kalu	6	3	3	1	1	1	0	0	0	
Mitchell	5	3	2	1	7	1	0	1	0	
Terrell	3	3	0	1	0	0	0	0	0	

Redskins 2000 Season in Review

REDSKINS 20 - PANTHERS 17

9/3/00 FedExField (80,257)

CAROLINA	10	0	0	7	---	17
WASHINGTON	7	0	3	10	---	20

WAS - Davis 2-yard run (Conway kick) (12-79, 7:09)

CAR - Bates 92-yard kickoff return (Cunningham kick) (0-0, 0:15)

CAR - Cunningham 29-yard Field Goal (7-55, 3:37)

WAS - Conway 24-yard Field Goal (7-22, 3:33)

WAS - Johnson 1-yard run (Conway kick) (11-87, 6:08)

WAS - Conway 21-yard Field Goal (10-37, 5:38)

CAR - Walls 20-yard pass from Beurlein (Cunningham kick) (7-65, 3:07)

TEAM STATISTICS	WAS	CAR
First Downs	23	12
3rd Down	5-12	2-11
Total Yards	396	236
Rushing	31-162-2	20-112-0
Passing	36-25-234-0	26-17-124-1
Punts-Avg.	4-40.3	5-42.8
Fumbles-Lost	0-0	1-1
Penalties-Yds.	7-64	9-65
Time of Possession	33:14	26:46

INDIVIDUAL STATISTICS

Rushing

WAS: Davis 23-133-1, Centers 4-26, Thrash 1-4, Johnson 2-0, Murrell 1-(-1).

CAR: Biakabataka 15-88, Beurlein 2-10, Hetherington 2-7, Hoover 1-7.

Passing

WAS: Johnson 25-36-234, 26 LG.

CAR: Beurlein 17-26-183, 1 TD, 31 LG.

Receiving

WAS: Centers 7-56, Westbrook 5-53, Davis 4-37, Thrash 3-22, Connell 2-27, Alexander 2-9, Fryar 1-22, Flemister 1-8.

CAR: Muhammad 6-48, Hayes 4-71, Walls 3-28, Biakabataka 2-20, Mangum 1-12, Floyd 1-4.

Interceptions

WAS: None

CAR: None

Punt Returns

WAS: Sanders 3-15, 8 LG, 2 FC

CAR: Bates 0, 1 FC

Kickoff Returns

WAS: Thrash 3-53, 22 LG

CAR: Bates 4-164, 92 LG, 1 TD

Sacks

WAS: Coleman 2-22, B. Smith 2-25, Mitchell 1-7, D. Smith 1-5.

CAR: None.

REDSKINS 10 - LIONS 15

9/10/00 Pontiac Silverdome (74,159)

WASHINGTON	0	7	3	0	---	10
DETROIT	3	3	3	6	---	15

DET - Hanson 49-yard Field Goal (11-50, 6:06)

DET - Hanson 20-yard Field Goal (4-(-1), 1:31)

WAS - Alexander 5-yard pass from Johnson (Conway kick) (13-75, 8:43)

DET - Hanson 54-yard Field Goal (7-51, 3:32)

WAS - Conway 26-yard Field Goal (8-62, 4:31)

DET - Hanson 37-yard Field Goal (9-33, 5:28)

DET - Hanson 35-yard Field Goal (11-65, 4:49)

TEAM STATISTICS	WAS	DET
First Downs	20	15
3rd Down	8-12	4-12
Total Yards	333	244
Rushing	23-104-0	24-62-0
Passing	35-23-245-1	36-16-194-0
Punts-Avg.	3-36	2-43.5
Fumbles-Lost	1-0	0-0
Penalties-Yds.	6-55	7-50
Time of Possession	30:55	29:05

INDIVIDUAL STATISTICS

Rushing

WAS: Davis 17-59, Johnson 5-44, Murrell 1-1.

DET: Stewart 21-65, Batch 2-(-3), Irvin 1-0.

Passing

WAS: Johnson 23-35-245, 1 TD, 4 IN, 21 LG.

DET: Batch 16-31-194, 2 IN, 27 LG.

Receiving

WAS: Centers 4-53, Westbrook 4-50, Murrell 4-26, Fryar 3-35, Davis 3-28, Alexander 3-19, Connell 2-34.

DET: Crowell 6-51, Morton 5-88, Moore 2-27, Irvin 2-25, Sloan 1-3.

Interceptions

WAS: Bailey 2-0

DET: Pritchett 1-78, Schulz 1-6, Westbrook 1-0, Fair 1-0

Punt Returns

WAS: Sanders 1-4, 4 LG

DET: Howard 1-6, 6LG, 2 FC

Kickoff Returns

WAS: Thrash 4-132, 49 LG

DET: Howard 2-61, 44 LG

Sacks

WAS: Wilkinson 1-7, Coleman 1-5.

DET: Aldridge 1-16

REDSKINS 21 - COWBOYS 27

9/18/00 FedExField (84,431)

DALLAS 7 7 3 10 --- 27

WASHINGTON 7 0 7 7 --- 21

WAS - Davis 7-yard run (Husted kick) (6-33, 3:00)

DAL - Warren 76-yard pass from Cunningham (Seder kick) (1-76, 0:10)

DAL - Smith 3-yard run (Seder kick) (8-49, 4:09)

DAL - Seder 32-yard Field Goal (10-62, 5:19)

WAS - Davis 1-yard run (Husted kick) (5-23, 2:28)

DAL - Harris 16-yard pass from Cunningham (Seder kick) (5-79, 2:19)

WAS - Sellers 7-yard pass from Johnson (Husted kick) (9-69, 3:45)

DAL - Seder 38-yard Field Goal (4-2, 0:23)

TEAM STATISTICS	WAS	DAL
First Downs	24	15
3rd Down	4-15	3-12
Total Yards	334	332
Rushing	29-107-2	31-153-1
Passing	49-30-241-1	23-10-179-1
Punts-Avg.	7-39.9	5-46.4
Fumbles-Lost	3-1	2-1
Penalties-Yds.	6-82	4-20
Time of Possession	35:06	24:54

INDIVIDUAL STATISTICS

Rushing

WAS: Davis 25-91-2, Centers 1-11, Murrell 1-3, Johnson 2-2.

DAL: Smith 24-83-1, Cunningham 3-32, Ismail 2-30, Warren 2-8

Passing

WAS: Johnson 30-49-241, 1 TD, 1 IN, 17LG.

DAL: Cunningham 10-23-185, 2 TD, 1 IN, 76 LG

Receiving

WAS: Murrell 8-48, Fryar 6-47, Davis 5-54, Thrash 3-21, Centers 3-20, Connell 2-20, Alexander 1-15, Reed 1-9, Sellers 1-7-1.

DAL: Warren 3-86-1, Ismail 3-65, Harris 2-28-1, McKnight 1-6, Smith 1-0.

Interceptions

WAS: Shade 1-0

DAL: Reese 1-46

Punt Returns

WAS: Sanders 3-0, 1 FC - Bailey 0-54

DAL: Tucker 3-12, 8 LG, 3 FC - McGarity 1-0

Kickoff Returns

WAS: Thrash 5-111, 29 LG

DAL: Wiley 4-89, 27 LG

Sacks

WAS: Coleman 1-6,

DAL: Lett 1-5, Ellis 1-5, Ekuban 1-4.

REDSKINS 16 - GIANTS 6

9/24/00 Giants Stadium (78,216)

WASHINGTON 0 10 6 0 --- 16

NEW YORK 0 0 6 0 --- 6

WAS - Fryar 23-yard pass from Johnson (Husted kick) (7-92, 3:16)

WAS - Husted 25-yard Field Goal (6-58, 3:30)

WAS - Reed 21-yard pass from Johnson (kick failed) (4-81, 1:54)

NYG - Hilliard 7-yard pass from Collins (run failed) (13-86, 2:05)

TEAM STATISTICS	WAS	NYG
First Downs	17	21
3rd Down	5-14	7-16
Total Yards	394	261
Rushing	39-110-0	22-93-0
Passing	20-14-284-2	44-21-168-1
Punts-Avg.	5-34.6	8-42.1
Fumbles-Lost	1-0	0-0
Penalties-Yds.	4-25	6-59
Time of Possession	31:22	28:38

INDIVIDUAL STATISTICS

Rushing

WAS: Davis 30-89, Murrell 5-22, Sellers 1-2, Johnson 3-(-3).

NYG: Barber 16-65, Dayne 5-23, Toomer 1-5.

Passing

WAS: Johnson 14-20-289, 2 TD, 53 LG.

NYG: Collins 21-44-210, 1 TD, 1 IN, 20 LG.

Receiving

WAS: Connell 4-122, Reed 4-37-1, Fryar 2-32-1, Alexander 2-28, Thrash 1-46, Sellers 1-24.

NYG: Hilliard 7-85-1, Barber 6-41, Toomer 3-31, Comella 2-11, Mitchell 1-18, Dixon 1-14, Jurevicius 1-10.

Interceptions

WAS: Sanders 1-32

NYG: None

Punt Returns

WAS: Sanders 3-15, 11 LG

NYG: Barber 1-6, 6 LG, 2 FC

Kickoff Returns

WAS: Murrell 1-0

NYG: Dixon 4-64, 24 LG

Sacks

WAS: Coleman 1-13, Lang 1-11, Barber 1-10, B. Smith 1-8.

NYG: Hamilton 1-5.

REDSKINS 20 - BUCCANEERS 17 (OT)

10/1/00

FedExField (83,532)

WASHINGTON 0 7 3 7 3 20

TAMPA BAY 7 0 0 10 0 17

TB - Alstott two-yard run (Gramatica kick) (5-25, 2:16)

WAS - Davis 50-yard run (Husted kick) (4-85, 1:53)

WAS - Husted 28-yard FG (10-58, 5:32)

WAS - Centers 8yard pass from Johnson (Husted kick) (6-26, 3:36)

TB - Anthony 46-yard pass from King (Gramatica kick) (7-69, 1:57)

TB - Gramatica 42-yard FG (5-51, 0:43)

WAS - Husted 20-yard FG (4-90, 2:04)

TEAM STATISTICS	WAS	TB
First Downs	14	16
3rd Down	5-18	3-14
Total Yards	330	255
Rushing	32-145-1	28-72-1
Passing	32-20-185-1	38-19-183-1
Punts-Avg.	10-44	9-45.9
Fumbles-Lost	3-1	3-1
Penalties-Yds.	8-48	4-40
Time of Possession	32:37	31:32

INDIVIDUAL STATISTICS**Rushing**

WAS: Davis 28-141-1, Johnson 2-2, Centers 1-2, Murrell 1-0.

TB: Alstott 15-46-1, King 3-23, Dunn 10-3

Passing

WAS: Johnson 20-32-207, 1 TD, 47 LG.

TB: King 19-38-202, 1 TD, 1 IN, 46 LG.

Receiving

WAS: Centers 8-53-1, Fryar 4-61, Alexander 3-28, Connell 1-47, Murrell 1-6, Davis 1-5, Thrash 1-4, Sellers 1-3.

TB: Johnson 6-42, Moore 4-47, Dunn 4-36, Hape 2-12, Anthony 1-46, Alstott 1-12, Green 1-7.

Interceptions

WAS: Green 1-0

TB: None

Punt Returns

WAS: Sanders 7-86, 57 LG, 2 FC

TB: Williams 3-12, 11 LG, 2 FC - Green 2-1, 1 LG

Kickoff Returns

WAS: Thrash 2-64, 32 LG

TB: Stecker 4-101, 31 LG

Sacks

WAS: Coleman 3-18, Arrington 1-1.

TB: McFarland 1-9, Sapp 1-7, Jones 1-6.

REDSKINS 17 - EAGLES 14

10/8/00 Veterans Stadium (65,491)

WASHINGTON 7 0 0 10 --- 17

PHILADELPHIA 0 7 0 7 --- 14

WAS - Davis 12-yard run (Husted kick) (5-69, 2:40)

PHI - Johnson 30-yard pass from McNabb (Akers kick) (6-92, 1:01)

PHI - Brown 8-yard pass from McNabb (Akers kick) (11-68, 7:10)

WAS - Hicks 3-yard run (Husted kick) (2-15, 0:33)

WAS - Husted 24-yard FG (2-13, 0:21)

TEAM STATISTICS	WAS	PHI
First Downs	23	16
3rd Down	4-12	3-10
Total Yards	407	275
Rushing	31-141-2	18-79-0
Passing	36-25-266-0	35-18-196-2
Punts-Avg.	6-37.2	7-44.7
Fumbles-Lost	1-1	3-2
Penalties-Yds.	12-80	5-48
Time of Possession	36:27	23:33

INDIVIDUAL STATISTICS**Rushing**

WAS: Davis 23-84-1, Thrash 2-41, Murrell 2-14, Hicks 1-3, Centers 2-0, Johnson 1- (-1)

PHI: McNabb 5-43, Autry 7-15, Martin 2-10, Mitchell 3-8, Pritchett 1-3

Passing

WAS: Johnson 25-36-289, 1 IN, 20 LG

PHI: McNabb 17-34-186, 2 TD, 2 IN, 30 LG

Receiving

WAS: Connell 6-83, Centers 5-46, Thrash 5-45, Alexander 3-48, Davis 3-37, Sellers 1-12, Fryar 1-9, Reed 1-9

PHI: Lewis 5-77, Johnson 4-52, Martin 3-17, Small 2-44, Broughton 1-10, Brown 1-8, Autry 1-4, Mitchell 1- (-5)

Interceptions

WAS: Green 1-33, Shade 1-15

PHI: Moore 1-4

Punt Returns

WAS: Sanders 5-47, 22 LG

PHI: Mitchell 2-28, 16 LG

Kickoff Returns

WAS: Thrash 3-43, 17 LG; Arrington (lateral) 0-23

PHI: Mitchell 2-50, 28 LG; Douglas 1-9, 9 LG

Sacks

WAS: Coleman 1-8, Wilkinson 1-3

PHI: Douglas 2-16; Simon 1-7

REDSKINS 10 - RAVENS 3

10/15/00 FedExField (83,252)

BALTIMORE	0	3	0	0	---	3
WASHINGTON	0	3	0	7	---	10

WAS - Heppner 37-yard FG (11-45, 6:21)

BAL - Stover 51-yard FG (9-28, 4:31)

WAS - Davis 33-yard TD run (Heppner kick) (7-80, 3:16)

TEAM STATISTICS	WAS	BAL
First Downs	15	15
3rd Down	8-14	5-13
Total Yards	246	199
Rushing	29-101-1	25-91-0
Passing	27-18-145-0	27-16-108-0
Punts-Avg.	4-42	7-40.4
Fumbles-Lost	1-1	0-0
Penalties-Yds.	6-51	7-41
Time of Possession	28:56	31:04

INDIVIDUAL STATISTICS**Rushing**

WAS: Davis 21-91-1, Hicks 3-7, Thrash 1-7, Johnson 4- (-4)

BAL: Ja. Lewis 16-34, Holmes 4-25, Banks 2-18, Je. Lewis 1-11, Ayanbadejo 1-4, Taylor 1- (-1)

Passing

WAS: Johnson 18-27-158, 1 IN, 23 LG

BAL: Banks 16-27-135, 1 IN, 28 LG

Receiving

WAS: Thrash 6-62, Centers 6-51, Alexander 4-35, Davis 1-5, Hicks 1-5

BAL: Sharpe 4-50, Je. Lewis 3-24, Ja. Lewis 3-4, Ismail 2-38, Taylor 2-10, Coates 1-6, Ayanbadejo 1-3

Interceptions

WAS: Mitchell 1-0

BAL: Starks 1-6

Punt Returns

WAS: Thrash 2-23, 19 LG, 2 FC

BAL: Je. Lewis 2-14, 12 LG, 1 FC

Kickoff Returns

WAS: Thrash 2-60, 42 LG

BAL: Harris 2-67, 41 LG

Sacks

WAS: Barber 1-9, Lang 1-9, Stubblefield 0.5-4.5, Wilkinson 0.5-4.5

BAL: Burnett 1-13

REDSKINS 35 - JAGUARS 16

10/22/00 ALLTELL Stadium (69,061)

WASHINGTON	7	14	7	7	---	35
JACKSONVILLE	3	13	0	0	---	16

WAS - Davis 1-yard run (Heppner kick) (5-38, 2:27)

JAX - Hollis 23-yard FG (16-86, 6:18)

JAX - Soward 33-yard TD pass from Brunell (Hollis kick) (9-80, 3:57)

WAS - Connell 11-yard TD pass from Johnson (Heppner kick) (2-12, 0:48)

WAS - Connell 49-yard TD pass from Johnson (Heppner kick) (2-51, 0:44)

JAX - Hollis 33-yard FG (8-51, 3:24)

JAX - Hollis 51-yard FG (7-23, 1:19)

WAS - Connell 77-yard TD pass from Johnson (Heppner kick) (1-77, 0:12)

WAS - Davis 16-yard TD run (Heppner kick) (9-45, 5:08)

TEAM STATISTICS	WAS	JAX
First Downs	18	21
3rd Down	2-9	8-17
Total Yards	399	385
Rushing	30-130-2	26-146-0
Passing	24-16-269-1	42-21-239-2
Punts-Avg.	6-59	5-42
Fumbles-Lost	1-1	3-2
Penalties-Yds.	6-59	5-42
Time of Possession	27:42	32:18

INDIVIDUAL STATISTICS**Rushing**

WAS: Davis 24-114-2, Thrash 2-13, Hicks 3-2, Centers 1-1

JAX: Taylor 22-124, Brunell 2-12, Soward 1-8, Stith 1-2

Passing

WAS: Johnson 16-24-269, 3 TD, 1 IN, 77 LG

JAX: Brunell 21-42-271, 1 TD, 2 IN, 33 LG

Receiving

WAS: Connell 7-211-3, Alexander 3-17, Centers 3-17, Thrash 2-16, Hicks 1-8

JAX: Brady 8-111, Taylor 4-33, McCardell 3-51, Soward 2-40-1, Smith 2-17, Whitted 1-11, Shelton 1-8

Interceptions

WAS: Sanders 1-1, Stevens 1-0

JAX: Logan 1-0

Punt Returns

WAS: Thrash 2-32, 25 LG

JAX: Soward 2-9, 6 LG, Barlow 1-6 6 LG

Kickoff Returns

WAS: Murrell 3-54, 36 LG

JAX: Stith 4-85, 29 LG - Barlow 1-27, 27 LG, Whitted 1-20, 20 LG

Sacks

WAS: Shade 1-9, Mason 2-1, Smith 1-5, Wilkinson 1-9, Kalu 1-8

REDSKINS 21 - TITANS 27

10/30/00 FedExField (83,472)

WASHINGTON 7 0 7 7 --- 21

TENNESSEE 0 20 0 7 --- 27

WAS - Sellers 5-yard TD pass from Johnson
(Heppner kick) (15-84, 8:19)

TEN - Del Greco 46-yard FG (11-45, 6:51)

TEN - Mason 69-yard punt return (Del Greco kick)

TEN - Del Greco 21-yard FG (7-22, 2:28)

TEN - Rolle 81-yard TD interception return (Del
Greco kick)WAS - Davis 1-yard TD run (Heppner kick) (13-66,
7:55)TEN - Wycheck 18-yard TD pass from McNair (Del
Greco kick) (9-63, 5:45)WAS - Centers 3-yard TD pass from Johnson
(Heppner kick) (11-71, 3:30)

TEAM STATISTICS	WAS	TEN
First Downs	21	18
3rd Down	8-14	4-11
Total Yards	266	189
Rushing	24-90-1	27-96-0
Passing	40-21-176-3	18-14-93-1
Punts-Avg.	3-37	5-35.4
Fumbles-Lost	0-0	0-0
Penalties-Yds.	7-62	10-56
Time of Possession	30:41	29:19

INDIVIDUAL STATISTICS**Rushing**WAS: Davis 21-62-1, Johnson 1-13, Barnhardt
1-11, Centers 1-4

TEN: George 22-71, McNair 3-16, Thomas 2-9

Passing

WAS: Johnson 21-40-202, 2 TD, 3 INT, 28 LG

TEN: McNair 14-18-96, 1 TD, 18 LG

ReceivingWAS: Centers 6-39-1, Alexander 4-38, Fryar 3-
55, Thrash 3-20, Connell 2-33, Reed 1-10,
Sellers 1-5-1, Davis 1-2TEN: George 5-42, Wycheck 5-28-1, Mason 2-
12, Sanders 1-12, Thomas 1-2**Interceptions**

WAS: None

TEN: Rolle 2-81-1, Sidney 1-0

Punt Returns

WAS: Thrash 2 FC

TEN: Mason 1-69-1, 1 FC

Kickoff Returns

WAS: Thrash 5-117, 30 LG

TEN: Mason 3-80, 34 LG; Thornton 1-16

Sacks

WAS: Arrington 1-3

TEN: Robinson 1-7, Smith 1-10, Thornton 1-9

REDSKINS 15 - CARDINALS 16

11/5/00 Sun Devil Stadium (52,244)

WASHINGTON 3 9 3 0 --- 15

ARIZONA 10 0 6 0 --- 16

ARI - Williams 103-yard TD fumble return
(Blanchard kick)

ARI - Blanchard 30-yard FG (4-7, 2:13)

WAS - Heppner 35-yard FG (10-55, 4:10)

WAS - Davis 1-yard TD run (run failed)
(10-91 5:44)

WAS - Heppner 28-yard FG (5-44, 2:00)

ARI - Pittman 7-yard TD run (run failed) (3-20,
1:16)

WAS - Heppner 29-yard FG (16-57,9:01)

TEAM STATISTICS	WAS	ARI
First Downs	27	11
3rd Down	8-14	5-10
4th Down	0-1	0-0
Total Yards	431	178
Rushing	37-164-1	24-45-1
Passing	39-20-267-0	19-12-133-0
Punts-Avg.	0-0	3-45.7
Fumbles-Lost	1-1	2-1
Penalties-Yds.	8-59	8-65
Time of Possession	37:26	22:34

INDIVIDUAL STATISTICS**Rushing**WAS: Davis 30-124-1, Hicks 6-25, Thrash
1-15ARI: Pittman 15-30-1, Jones 4-16,
Plummer 4-0, Makovicka 1-(-1)**Passing**

WAS: George 20-39-276, 2 INT, 43 LG

ARI: Plummer 12-19-146, 1 INT, 42 LG

ReceivingWAS: Thrash 6-102, Alexander 5-53,
Centers 4-33, Davis 2-62, Fryar 2-15,
Connell 1-11ARI: Boston 3-57, Pittman 3-28, Mitchell
2-9, Jenkins 1-34, Sanders 1-9, Jones 1-5,
Hardy 1-4**Interceptions**

WAS: Sanders 1-32

ARI: Williams 1-26, Walz 1-0

Punt Returns

WAS: Sanders 1-0, Thrash 1-0

ARI: None

Kickoff Returns

WAS: Thrash 4-84, 25 LG

ARI: Jenkins 5-183, 71 LG

Sacks

WAS: Lang 1-13

ARI: Issa 1-9

REDSKINS 33 - RAMS 20

11/20/00 Trans World Dome (66,087)

WASHINGTON	3	10	12	8	---	33
ST. LOUIS	10	3	7	0	---	20
STL - Hall	30-yard FG (11-47, 4:39)					
STL - Faulk	19-yard TD pass from Green (Hall kick) (1-24, 0:07)					
WAS - Murray	37-yard FG (8-44, 4:26)					
STL - Hall	43-yard FG (14-60, 8:58)					
WAS - Thrash	19-yard TD pass from George (Murray kick) (11-70, 4:55)					
WAS - Murray	47-yard FG (6-47, 1:31)					
WAS - Centers	3-yard TD pass from George (kick failed, hlu) (11-58, 5:41)					
STL - Proehl	15-yard TD pass from Green (Hall kick) (8-79, 4:06)					
WAS - Fryar	34-yard TD pass from George (pass failed) (4-44, 1:48)					
WAS - Murray	41-yard FG (7-36, 3:42)					
WAS - Murray	39-yard FG (4-3, 0:52)					
WAS - Green	sacked in end zone by B. Smith for Safety					

TEAM STATISTICS	WAS	STL
First Downs	21	18
3rd Down	5-12	6-11
Total Yards	400	394
Rushing	32-138-0	14-50-0
Passing	34-24-262-3	38-23-344-2
Punts-Avg.	4-38	2-54
Fumbles-Lost	1-0	2-2
Penalties-Yds.	9-67	8-52
Time of Possession	32:37	27:23

INDIVIDUAL STATISTICS**Rushing**

WAS: Davis 19-85, Hicks 6-19, George 3-12, Thrash 2-12, Centers 2-10

STL: Faulk 9-33, Holcombe 3-11, Green 1-3, Hakim 1-3

Passing

WAS: George 34-24-269, 3 TD, 1 INT, 34 LG

STL: Green 38-23-366, 2 TD, 1 INT, 64 LG

Receiving

WAS: Connell 5-96, Thrash 5-51-1, Fryar 3-58-1, Davis 3-21, Centers 3-11-1, Alexander 2-21, Sellers 2-13, Hicks 1-(-2)

STL: Faulk 9-88-1, Bruce 5-91, Holt 4-125, Proehl 2-37-1, Hakim 2-13, Conwell 1-12

Interceptions

WAS: Bailey 1-48

STL: McCleon 1-23

Punt Returns

WAS: Thrash 2-34, LG 18

STL: Hakim 2-7, LG 7, FC 1

Kickoff Returns

WAS: Thrash 4-90, Arrington 1-16, Sanders 1-(-1)

STL: Horne 6-139

Sacks

WAS: B. Smith 3-10, Arrington 2-3, Coleman .5-4.5, Stubblefield .5-4.5

STL: Carter 2-7

REDSKINS 20 - EAGLES 23

11/26/00 FedExField (83,284)

PHILADELPHIA	7	3	7	6	---	23
WASHINGTON	7	7	3	3	---	20
WAS - Thrash	36-yard TD pass from George (Murray kick) (5-75, 2:38)					
PHI - Thomason	3-yard TD pass from McNabb (Akers kick) (2-11, 0:44)					
PHI - Akers	27-yard FG (15-71, 7:32)					
WAS - Alexander	19-yard TD pass from George (Murray kick) (3-36, 1:30)					
PHI - McNabb	21-yard TD run (Akers kick) (1-21, 0:04)					
WAS - Murray	26-yard FG (13-62, 6:47)					
PHI - Akers	33-yard FG (12-57, 5:33)					
WAS - Murray	20-yard FG (13-79, 6:01)					
PHI - Akers	30-yard FG (7-49, 2:42)					

TEAM STATISTICS	WAS	PHI
First Downs	20	14
3rd Down	5-14	7-16
4th Down	0-0	0-1
Total Yards	326	289
Rushing	19-44-0	26-171-1
Passing	43-25-282-2	31-19-118-1
Punts-Avg.	4-40.8	4-39
Fumbles-Lost	3-2	2-1
Penalties-Yds.	6-46	11-98
Time of Possession	30:47	29:13

INDIVIDUAL STATISTICS**Rushing**

WAS: Hicks 10-22, Murrell 7-14, George 2-8

PHI: McNabb 11-125-1, Autry 9-25, Pritchett 5-18, Martin 1-3

Passing

WAS: George 43-25-288, 2 TD, 50 LG

PHI: McNabb 30-19-137, 1 TD, 1 INT, 27 LG

Receiving

WAS: Centers 7-33, Thrash 5-121-1, Fryar 4-50, Alexander 4-39-1, Murrell 3-13, Hicks 2-32

PHI: Lewis 6-53, Johnson 3-17, Autry 2-24, Thomason 2-7-1, Small 1-18, Brown 1-9, Broughton 1-6, Pinkston 1-6, Martin 1-0, Pritchett 1-(-3)

Interceptions

WAS: Bailey 1-0

PHI: None

Punt Returns

WAS: Thrash 2-1, 1 FC

PHI: Mitchell 1-6, 2 FC

Kickoff Returns

WAS: Thrash 6-117, 25 LG

PHI: Mitchell 4-85, 28 LG

Sacks

WAS: Coleman 1-7, Jones 1-3, B. Smith 1-8, Stubblefield 1-1

PHI: Mamula 1-6

REDSKINS 7 - GIANTS 9

12/3/00

FedExField (83,485)

NEW YORK 0 6 3 0 --- 9

WASHINGTON 0 0 0 7 --- 7

NYG - Daluiso 46-yard FG (7-18, 2:59)

NYG - Daluiso 27-yard FG (7-44, 2:53)

NYG - Daluiso 28-yard FG (7-21, 3:47)

WAS - Fryar 5-yard TD pass from George (Murray kick) (10-97, 3:14)

TEAM STATISTICS	WAS	NY
First Downs	15	13
3rd Down	4-14	6-16
4th Down	0-0	0-1
Total Yards	290	305
Rushing	13-29-0	36-141-0
Passing	47-24-261-1	29-18-164-0
Punts-Avg.	7-38.6	5-34.4
Fumbles-Lost	1-0	2-2
Penalties-Yds.	4-35	3-20
Time of Possession	26:42	33:18

INDIVIDUAL STATISTICS**Rushing**

WAS: Davis 12-29, Johnson 1-0

NYG: Barber 14-82, Dayne 18-57, Collins 3-1, Comella 1-1

Passing

WAS: Johnson 29-14-126, 2 INT, 18 LG; George 18-10-143, 1 TD, 45 LG

NYG: Collins 29-18-164, 1 INT, 43 LG

Receiving

WAS: Connell 5-55, Centers 5-33, Thrash 4-73, Fryar 4-55-1, Davis 4-21, Alexander 2-32

NYG: Jurevicius 6-83, Barber 4-26, Toomer 3-26, Mitchell 2-10, Campbell 1-11, Dixon 1-7, Dayne 1-1

Interceptions

WAS: Sanders 1-6

NYG: McDaniel 1-17, Garnes 1-4

Punt Returns

WAS: Thrash 1-16, 1 FC

NYG: Barber 2-25, 13 LG, 2 FC

Kickoff Returns

WAS: Murrell 2-45, 23 LG; Hicks 1-17, Sellers 1-0

NYG: Barber 1-28, Dixon 1-18

Sacks

WAS: None

NYG: Barrow 1-5, Griffin 1-3

REDSKINS 13 - COWBOYS 32

12/10/00 Texas Stadium (63,467)

WASHINGTON 0 7 0 6 --- 13

DALLAS 6 6 10 10 --- 32

DAL - Seder 33-yard FG (4-9, 2:01)

DAL - Seder 19-yard FG (7-29, 3:24)

WAS - Davis 1-yard TD run (Murray kick) (8-62, 4:36)

DAL - McGarity 22-yard TD run (pass failed) (3-68, 2:15)

DAL - Smith 2-yard TD run (Seder kick) (2-22, 0:45)

DAL - Seder 20-yard FG (9-65, 5:00)

DAL - Tucker 17-yard TD run (Seder kick) (3-52, 1:36)

WAS - Fryar 32-yard TD pass from George (pass failed) (9-74, 3:30)

DAL - Seder 43-yard FG (6-16, 2:07)

TEAM STATISTICS WAS DAL

TEAM STATISTICS	WAS	DAL
First Downs	17	19
3rd Down	2-10	2-10
4th Down	0-2	0-0
Total Yards	270	314
Rushing	22-79-1	43-242-3
Passing	33-19-235-1	8-5-89-0
Punts-Avg.	6-41.5	3-45.0
Fumbles-Lost	2-1	1-0
Penalties-Yds.	11-121	6-35
Time of Possession	29:00	31:00

INDIVIDUAL STATISTICS**Rushing**

WAS: Davis 16-57-1, Centers 3-14, George 2-4, Murrell 1-4

DAL: Smith 23-150-1, Wiley 11-38, Tucker 2-29-1, McGarity 1-22-1, Aikman 1-2, Wright 5-1

Passing

WAS: George 33-19-235, 1 TD, 1 INT, 32 LG

DAL: Aikman 3-2-16, 11 LG; Wright 5-3-73, 46 LG

Receiving

WAS: Thrash 5-62, Centers 5-54, Fryar 3-56-1, Reed 2-24, Alexander 2-8, Bailey 1-24, Davis 1-7

DAL: McKnight 2-58, Harris 2-20, LaFleur 1-11

Interceptions

WAS: None

DAL: McNeil 1-0

Punt Returns

WAS: Sanders 1-11, 1 FC

DAL: McGarity 5-79, 33 LG

Kickoff Returns

WAS: Murrell 4-67, Thrash 3-65, Sellers 1-11

DAL: Tucker 2-48

Sacks

WAS: Coleman 1-5, Harrison 1-6, Wilkinson 1-6

DAL: Ekuban 2-14, Spellman 2-13, Ellis 1-17

REDSKINS 3 - STEELERS 24

12/10/00 Three Rivers Stadium (58,183)

WASHINGTON	3	0	0	0	---	3
PITTSBURGH	0	17	0	7	---	24

WAS - Murray 32-yard FG (14-52, 7:01)
 PIT - Brown 28-yard FG (10-78, 5:04)
 PIT - Poteat 53-yard TD punt return (Brown kick)
 PIT - Huntley 3-yard TD run (Brown kick) (7-38, 2:34)
 PIT - Huntley 30-yard TD run (Brown kick) (6-70, 3:40)

TEAM STATISTICS	WAS	PIT
First Downs	14	21
3rd Down	3-12	5-14
4th Down	0-1	1-2
Total Yards	267	364
Rushing	21-64-0	45-190-2
Passing	32-18-203-0	21-11-174-0
Punts-Avg.	5-40.6	5-43.4
Fumbles-Lost	3-3	4-1
Penalties-Yds.	7-70	6-40
Time of Possession	24:53	35:07

INDIVIDUAL STATISTICS**Rushing**

WAS: Davis 16-39, Centers 4-35, Thrash 1(-10)

PIT: Bettis 25-104, Huntley 7-56-2, Ward 1-12, Steward 8-9, Zereoue 3-9, Miller 1-0

Passing

WAS: George 27-15-178, 2 INT, 30 LG;
 Johnson 5-3-53, 30 LG

PIT: Stewart 21-11-175, 33 LG

Receiving

WAS: Centers 7-67, Alexander 4-85, Fryar 2-28, Davis 2-12, Connell 1-17, Reed 1-14, Thrash 1-8

PIT: Shaw 3-71, Ward 3-31, Hawkins 2-15, Bettis 1-25, Bruener 1-21, Edwards 1-12

Interceptions

WAS: None

PIT: Scott 1-0, Washington 1-0

Punt Returns

WAS: Sanders 1-7

PIT: Poteat 2-56, 1 TD, 53 LG, 2 FC

Kickoff Returns

WAS: Thrash 3-54, Murrell 2-48

PIT: Blackwell 2-36

Sacks

WAS: Stubblefield 1-1

PIT: Gildon 1.5-12.5, Alexander 0.5-6.5

REDSKINS 20 - CARDINALS 3

12/24/00 FedEx Field (65,711)

ARIZONA	0	3	0	0	---	3
WASHINGTON	14	6	0	0	---	20

WAS- Bailey seven-yard TD run (Murray kick) (10-65, 4:04)

WAS- Fryar 7-yard TD pass from Johnson (Murray kick) (7-33, 3:56)

WAS- Murray 41-yard FG (8-57, 5:39)

WAS- Bentley 50-yard FG (9-32, 4:35)

ARI- Blanchard 37-yard FG (7-32, 2:07)

TEAM STATISTICS WAS**ARI**

First Downs	18	14
3rd Down	8-16	2-12
4th Down	0-0	0-2
Total Yards	315	245
Rushing	34-140-1	21-104-0
Passing	33-21-175-1	32-14-141-0
Punts-Avg.	5-38.0	4-41.3
Fumbles-Lost	0-0	3-2
Penalties-Yds.	8-85	7-50
Time of Possession	36:53	23:07

INDIVIDUAL STATISTICS**Rushing**

WAS: Davis 27-120, Fryar 2-16, Bailey 1-7-1, Johnson 1-5, Centers 1-0, Husak 1(-1), Murrell 1(-7)

ARI: Pittman 16-72, Plummer 4-30, Boston 1-2

Passing

WAS: Johnson 31-18-192, 1 TD, 2INT, 42 LG;
 Husak 2-2(-2), 6 LG

ARI: Plummer 31-14-144, 3 INT, 42 LG; Brown 1-0-0

Receiving

WAS: Centers 7-34, Alexander 3-35, Fryar 3-25-1, Davis 3-22, Bailey 2-54, Sellers 1-14, Connell 1-6

ARI: Sanders 4-47, Pittmann 3-13, Mitchell 2-53, Jenkins 2-22, Hardy 2(-3), Boston 1-12

Interceptions

WAS: Carrier 1-30, Green 1-2, Bailey 1-0

ARI: Williams 2-56, Tillman 0-27 (lateral from Williams)

Punt Returns

WAS: Bailey 1-11, 1 FC

ARI: Cody 2-6, 4 LG, 1 FC

Kickoff Returns

WAS: Sellers 1-21, Thrash 1-10

ARI: Jenkins 5-134

Sacks

WAS: B. Smith 1-3

ARI: McKinnon 1-9, Rice 1-6

2000 NFL FINAL STANDINGS

American Football Conference

National Football Conference

Eastern Division

	W	L	T	Pct	Pts	Opp
Miami	11	5	0	.688	323	226
Indianapolis	10	6	0	.625	429	326
NY Jets	9	7	0	.562	321	321
Buffalo	8	8	0	.500	315	350
New England	5	11	0	.312	276	338

Central Division

	W	L	T	Pct	Pts	Opp
Tennessee	13	3	0	.812	346	191
Baltimore	12	4	0	.750	333	165
Pittsburgh	9	7	0	.562	321	255
Jacksonville	7	9	0	.438	367	327
Cincinnati	4	12	0	.250	185	359
Cleveland	3	13	0	.188	161	419

Western Division

	W	L	T	Pct	Pts	Opp
Oakland	12	4	0	.750	479	299
Denver	11	5	0	.688	485	369
Kansas City	7	9	0	.438	355	354
Seattle	6	10	0	.375	320	405
San Diego	1	15	0	.062	269	440

Eastern Division

	W	L	T	Pct	Pts	Opp
NY Giants	12	4	0	.750	328	246
Philadelphia	11	5	0	.688	351	245
Washington	8	8	0	.500	281	269
Dallas	5	11	0	.312	294	361
Arizona	3	13	0	.188	210	443

Central Division

	W	L	T	Pct	Pts	Opp
Minnesota	11	5	0	.688	397	371
Tampa Bay	10	6	0	.625	388	269
Green Bay	9	7	0	.562	353	323
Detroit	9	7	0	.562	307	307
Chicago	5	11	0	.312	216	355

Western Division

	W	L	T	Pct	Pts	Opp
New Orleans	10	6	0	.625	354	305
St. Louis	10	6	0	.625	540	471
Carolina	7	9	0	.438	310	310
San Francisco	6	10	0	.375	388	422
Atlanta	4	12	0	.250	252	413

2000 NFL Post-Season Results

Home Team in CAPS

AFC Wild Card Playoff Games

• MIAMI 23, Indianapolis 17

BALTIMORE 21, Denver 3

• Overtime

AFC Divisional Playoff Games

OAKLAND 27, Miami 0

Baltimore 24, TENNESSEE 10

AFC Championship Game

Baltimore 16, OAKLAND 3

NFC Wild Card Playoff Games

NEW ORLEANS 31, St. Louis 28

PHILADELPHIA 21, Tampa Bay 3

NFC Divisional Playoff Games

MINNESOTA 34, New Orleans 16

NY GIANTS 20, Philadelphia 10

NFC Championship Game

NY GIANTS 41, Minnesota 0

Super Bowl XXXV at Raymond James Stadium, Tampa, Florida

Baltimore (AFC) 34, NY Giants (NFC) 7

AFC-NFC Pro Bowl at Aloha Stadium, Honolulu, Hawaii

AFC 38, NFC 17

Records and History



TEAM RECORDS

SCORING

MOST POINTS, SEASON

5411983
4851991
4431999

FEWEST POINTS, SEASON

551932
----	-----------

MOST POINTS, GAME

72vs Giants (41).....11/27/66
59vs Yanks (21).....10/31/48
56vs Falcons (17).....11/10/91
50@ Giants.....09/19/99

MOST POINTS, ONE HALF

43vs Lions.....11/15/48
38vs Giants.....11/27/66
36vs Cardinals.....11/22/98

MOST POINTS, ONE QUARTER

27vs Lions.....11/15/48
24vs Giants.....11/27/66
22vs Cowboys.....09/12/99

MOST POINTS, BOTH TEAMS, GAME

- 113 ..Redskins, 72 vs Giants, 41.....11/27/66
- 95 ..Redskins, 47 @ Packers, 48.....10/17/83
- 87 ..Redskins, 42 @ Eagles, 45.....09/28/47
- 87 ..Redskins, 42 vs Cardinals, 45.....11/22/98

FEWEST POINTS, BOTH TEAMS, GAME

04 times
---	--------------

LARGEST MARGIN OF VICTORY

- 45vs Lions.....9/1/91
- * 44vs Rams.....1/1/84
- 42vs Bears.....12/15/74
- 42@ Brooklyn.....11/12/39

LARGEST MARGIN OF DEFEAT

- * 73vs Bears.....12/08/40
- 59@ Browns.....11/07/54
- 53@ Giants.....11/05/61

MOST TDs, SEASON

631983
561991
541999
511984
471987 and 1967

FEWEST TDs, SEASON

61932
---	-----------

MOST TDs, GAME

- 10vs Giants.....11/27/66
- 8vs Falcons.....11/10/91
- 8vs Yanks.....10/31/48

MOST TDs, BOTH TEAMS, GAME

- 16Redskins, 10 vs Giants, 6.....11/27/66
- 12Redskins, 6 @ Eagles, 6.....09/28/47
- 11Redskins, 5 vs Eagles, 6.....09/17/89

MOST PATS, SEASON

621983
561991
491999

MOST PATS, GAME

9vs Giants.....11/27/66
8vs Falcons.....11/10/91
8vs Yanks.....10/31/48

MOST PATS, BOTH TEAMS, GAME

- 14Redskins, 9 vs Giants, 5.....11/27/66

MOST FG ATTEMPTS, SEASON

- 49.....1971
- 47.....1983
- 43.....1991

FEWEST FG ATTEMPTS, SEASON

51940
---	-----------

MOST FGs, SEASON

331983
311991
301990 and 1992

FEWEST FGs, SEASON

01935
---	-----------

MOST FGs, GAME

- 57 times
- Most recently @ Vikings.....10/25/92

MOST FG ATTEMPTS, GAME

- 7vs Oilers.....10/10/71 (5 made)
- 6most recently @ Eagles.....12/22/91

MOST FG ATTEMPTS, BOTH TEAMS, GAME

- 11 ..Redskins, 6 @ Bears, 5.....11/14/71
- 11 ..Redskins, 6 @ Giants, 5.....11/14/76

MOST FGs, BOTH TEAMS, GAME

- 8Redskins, 5 @ Bears, 3.....11/14/71

FIRST DOWNS

MOST FIRST DOWNS, SEASON

353 ..(165, 173, 15)1983
339 ..(154, 164, 21)1984
338 ..(101, 217, 20)1989
338 ..(121, 183, 34)1999

FEWEST FIRST DOWNS, SEASON

951935
----	-----------

MOST FIRST DOWNS, GAME

- 39@ Lions.....11/04/90
(14 rush, 25 pass, 0 pen)
- 35vs Bears.....11/26/89
(9 rush, 22 pass, 4 pen)
- 33@ Packers.....10/17/83
(12 rush, 21 pass, 0 pen)
- 33@ Browns.....11/26/67
(9 rush, 22 pass, 2 pen)

• NFL Record

* Playoffs

FEWEST FIRST DOWNS, GAME

4@ Browns11/07/54
(2 rush, 1 pass, 1 pen)

MOST FIRST DOWNS, RUSHING, SEASON

1651983
1541984
1471985

FEWEST FIRST DOWNS, RUSHING, SEASON

551943
551961

MOST FIRST DOWNS, PASSING, SEASON

2171989
2021988
1931990

FEWEST FIRST DOWNS, PASSING, SEASON

551961

MOST FIRST DOWNS, PENALTY, SEASON

341999
291987
281978

FEWEST FIRST DOWNS, PENALTY, SEASON

41944

TOTAL YARDS

MOST YARDS GAINED, SEASON

6,2531989
6,1391983
5,9651999

FEWEST YARDS GAINED, SEASON

2,0151935

MOST YARDS GAINED, GAME

676 ..vs Lions11/04/90
(194 rush, 482 pass)
625 ..vs Yanks10/31/48
(124 rush, 501 pass)

FEWEST YARDS GAINED, GAME

64 @ Browns11/07/54
(33 rush, 31 pass)

MOST YARDS GAINED, BOTH TEAMS, GAME

1,027Redskins, 676 @ Lions, 351
11/04/90
1,025Redskins, 552 @ Packers, 473
10/17/83
1,013Redskins, 487 vs Vikings, 526
11/02/86

MOST TOTAL PLAYS, SEASON

1,1351985
1,1271983
1,1211984

FEWEST TOTAL PLAYS, SEASON

6391936

RUSHING

MOST YARDS GAINED, SEASON

2,6251983
2,5231985
2,3281979

FEWEST YARDS GAINED, SEASON

9041944

MOST YARDS GAINED, GAME

352vs Rams11/25/51
307@ Falcons11/03/85

FEWEST YARDS GAINED, GAME

10@ Buccaneers12/04/94
14@ Eagles09/28/47

MOST YARDS GAINED, BOTH TEAMS, GAME

531 Redskins, 255 vs Browns, 276...11/15/59

MOST ATTEMPTS, SEASON

6291983
6091979
5881984

FEWEST ATTEMPTS, SEASON

3201943

MOST ATTEMPTS, GAME

64vs Rams11/25/51

HIGHEST AVG., SEASON

4.71959
4.61970
4.41943 and 1945

MOST TDs, SEASON

301983
271996
231986 and 1999

FEWEST TDs, SEASON

41977

PASSING

MOST NET YARDS, SEASON

4,3491989
4,1361988
3,9261999

FEWEST NET YARDS, SEASON

7521935

FEWEST NET YARDS, GAME

-28vs Steelers12/07/58

MOST NET YARDS, GAME

501vs Yanks10/31/48

MOST NET YARDS, BOTH TEAMS, GAME

849Redskins, 378; Vikings, 471
11/02/86
731Redskins, 411; Bears, 320
10/26/47
711Redskins, 368; Packers, 403
10/17/83

MOST ATTEMPTS, SEASON

5921988
5811989
5651998

FEWEST ATTEMPTS, SEASON

1131933
1521934

MOST ATTEMPTS, GAME

63 ... (43 comp)@ Lions11/04/90
63 ... (32)@ Raiders10/29/89
60 ... (28)vs NY Giants11/23/97
58 ... (30)vs 49ers12/01/85

FEWEST ATTEMPTS, GAME

7vs Giants12/11/60

MOST ATTEMPTS, BOTH TEAMS, GAME

100...Redskins, 40 vs 49ers, 6011/17/86

MOST COMPLETIONS, SEASON

3432000

3371989

3271988

FEWEST COMPLETIONS, SEASON

341933

441934

MOST COMPLETIONS, GAME

43@ Lions11/04/90

33vs Bears10/25/64

32@ Browns11/26/67

32@ Raiders10/29/89

32@ Giants09/18/94

FEWEST COMPLETIONS, GAME

0vs Giants12/11/60

MOST COMPLETIONS, BOTH TEAMS, GAME

57...Redskins, 20 vs Cardinals, 37..12/16/84

56...Redskins, 43 @ Lions, 1311/04/90

54...Redskins, 17 vs Colts, 3711/07/93

HIGHEST COMPLETION PCT., SEASON

64.0.....(253 atts/162 comp)1982

64.0.....(228 atts/146 comp)1945

61.9.....(444 atts/275 comp)1969

MOST TD PASSES, SEASON

331988

311967

301991

FEWEST TD PASSES, SEASON

11933

MOST TD PASSES, GAME

6vs Falcons11/10/91

6vs Cardinals11/23/47

6@ Brooklyn10/31/43

MOST PASSES INTERCEPTED, SEASON

341963

321954

FEWEST PASSES INTERCEPTED, SEASON

9.....(253 attempts)1982

10.....(228 attempts)1945

10.....(342 attempts)1970

MOST PASSES INTERCEPTED, GAME

7@ Steelers12/03/50

7@ Giants12/08/63

MOST PASSES INT., BOTH TEAMS, GAME

11...Redskins, 7 @ Giants, 412/08/63

SACKS**MOST SACKS, SEASON**

661984

551986

531987 and 1973

MOST SACKS, GAME

10@ Buccaneers10/09/77

8vs Cowboys09/23/90

FEWEST TIMES SACKED, SEASON

91991

111972

171971

191967

MOST TIMES SACKED, SEASON

611998

521977

521985

TURNOVERS / TAKEAWAYS**MOST OPPONENTS' FUMBLES, SEASON**

461983

MOST OPPONENTS' FUMBLES RECOVERED, SEASON

321936

FEWEST OPPONENTS' FUMBLES RECOVERED, SEASON

61945

61994

MOST OPPONENTS' FUMBLES RECOVERED, GAME

• 8vs Cardinals10/25/76

MOST FUMBLES RECOVERED, SEASON

261940

FEWEST FUMBLES RECOVERED, SEASON

• 21958

MOST TOTAL FUMBLES RECOVERED, GAME

• 10vs Cardinals10/25/76

MOST FUMBLES, BOTH TEAMS, GAME

13Redskins, 8 @ Steelers, 511/14/37

13Redskins, 6 @ Giants, 711/06/60

13Redskins, 4 vs Cardinals, 910/25/76

MOST TD FUMBLE RECOVERIES, GAME

• 2vs Chargers09/16/73

2vs Vikings11/29/84

MOST INTERCEPTIONS, SEASON

341966

341983

331980

FEWEST INTERCEPTIONS, SEASON

111982

111991

131998

131959

141988

MOST TAKEAWAYS, SEASON

611983

FEWEST TURNOVERS, SEASON

161982

181996

181983

HIGHEST TURNOVER TAKEAWAY RATIO, SEASON

• +431983

• NFL Record

* Playoffs

PENALTIES

MOST PENALTIES, SEASON

122.....	1948
117.....	1978
115.....	2000

FEWEST PENALTIES, SEASON

40.....	1958
---------	------

MOST PENALTIES, GAME

17.....@ Steelers.....	10/10/48
16.....vs Yanks.....	11/11/45
16.....vs Eagles.....	11/02/47

16.....vs Giants.....	10/03/48
-----------------------	----------

MOST PENALTY YARDS, SEASON

1,110.....	1948
1,009.....	1980
1,009.....	2000

FEWEST PENALTY YARDS, SEASON

332.....	1939
----------	------

MOST PENALTY YARDS, GAME

160.....@ Steelers.....	10/10/48
152.....vs Giants.....	10/13/46
150.....@ Eagles.....	11/24/46

INDIVIDUAL RECORDS

SCORING

MOST POINTS, CAREER

Mark Moseley.....	1974-86.....	1,207
Chip Lohmiller.....	1988-94.....	787
Charley Taylor.....	1964-77.....	540
John Riggins.....	1976-79, 81-85.....	510
Curt Knight.....	1969-73.....	475
Art Monk.....	1980-93.....	390
Jerry Smith.....	1965-77.....	360
Gary Clark.....	1985-92.....	348
Hugh Taylor.....	1947-54.....	348
Larry Brown.....	1969-76.....	330
Bobby Mitchell.....	1962-68.....	330

MOST POINTS, SEASON

Mark Moseley.....	1983.....	161
Chip Lohmiller.....	1991.....	149
John Riggins.....	1983.....	144

MOST POINTS, NO TDs, SEASON

Mark Moseley.....	1983.....	•161
Chip Lohmiller.....	1991.....	149
Chip Lohmiller.....	1990.....	131

MOST POINTS, GAME

24.....Dick James vs Cowboys.....	12/17/61
	(4 TDs)
24.....Larry Brown vs Eagles.....	12/16/73
	(4 TDs)
20.....Andy Farkas vs Rams.....	09/25/38
	(3 TDs, 2 PATs)

MOST CONSECUTIVE GAMES SCORING

Chip Lohmiller.....	92
	(1st in 1988-13th in 1993)
Mark Moseley.....	91
	(12th in 1980-5th in 1986)
Mark Moseley.....	70
	(1st in 1974-14th in 1978)

MOST TDs, CAREER

Charley Taylor.....	1964-77.....	90
John Riggins.....	1976-79, 81-85.....	85
Art Monk.....	1980-93.....	65
Jerry Smith.....	1965-77.....	60
Gary Clark.....	1985-92.....	58
Hugh Taylor.....	1947-54.....	58
Larry Brown.....	1969-76.....	55

Bobby Mitchell.....	1962-68.....	55
Terry Allen.....	1995-97.....	37
Andy Farkas.....	1938-44.....	35
Stephen Davis.....	1996-00.....	35

MOST TDs, SEASON

John Riggins.....	1983.....	24
Terry Allen.....	1996.....	21
George Rogers.....	1986.....	18
Stephen Davis.....	1999.....	17

MOST TDs, GAME

4.....Dick James vs Cowboys.....	12/17/61
4.....Larry Brown vs Eagles.....	12/16/73

MOST CONSECUTIVE GAMES TD SCORED

John Riggins.....	1982-83.....	13
George Rogers.....	1985-86.....	12

KICKING

MOST PATs, CAREER

Mark Moseley.....	1974-86.....	417
Chip Lohmiller.....	1988-94.....	262

MOST PATs, SEASON

Mark Moseley.....	1983.....	62
Chip Lohmiller.....	1991.....	56
Brett Conway.....	1999.....	49
Mark Moseley.....	1984.....	48

MOST PATs, GAME

9.....Charlie Gogolak vs Giants.....	11/27/66
8.....Chip Lohmiller vs Falcons.....	11/10/91
8.....Dick Poillon vs Yanks.....	10/31/48

MOST PAT ATTEMPTS, CAREER

Mark Moseley.....	1974-86.....	442
Chip Lohmiller.....	1988-94.....	267
Curt Knight.....	1969-73.....	176

MOST PAT ATTEMPTS, SEASON

Mark Moseley.....	1983.....	63
Chip Lohmiller.....	1991.....	56
Mark Moseley.....	1984.....	51
Brett Conway.....	1999.....	50

MOST PAT ATTEMPTS, GAME

10.....Charlie Gogolak vs Giants.....	11/27/66
---------------------------------------	----------

MOST CONSECUTIVE PATS, CAREER

Chip Lohmiller1988-93.....213

MOST PGS, CAREER

Mark Moseley1974-86.....263
Chip Lohmiller1988-94.....175
Curt Knight1969-73.....101
Sam Baker1953, 56-59.....54
Scott Blanton1996-97.....42
Bob Khayat1960, 62-63.....38

MOST PGS, SEASON

Mark Moseley1983.....33
Chip Lohmiller1991.....31
Chip Lohmiller1992.....30
Chip Lohmiller1990.....30
Chip Lohmiller1989.....29
Curt Knight1971.....29

MOST PGS, GAME

5.....Chip Lohmiller @ Vikings.....10/25/92
(22, 42, 25, 45, 49)
5.....Chip Lohmiller @ Eagles12/22/91
(21, 35, 47, 47, 38, missed 49)
5.....Chip Lohmiller vs Bills.....12/30/90
(37, 24, 19, 43, 32)
5.....Curt Knight vs Oilers10/10/71
(15, 36, 13, 17, 39, missed 47, 33)
5.....Curt Knight @ Bears11/14/71
(30, 12, 37, 9, 27, missed 45)
5.....Curt Knight vs Colts11/18/73
(35, 18, 37, 42, 29)
5.....Mark Moseley vs Saints10/26/80
(50, 28, 35, 52, 38, missed 50)

MOST FG ATTEMPTS, CAREER

Mark Moseley1974-86.....397
Chip Lohmiller1988-94.....245
Curt Knight1969-73.....175

MOST FG ATTEMPTS, SEASON

Curt Knight1971.....49
Mark Moseley1983.....47
Chip Lohmiller1991.....43
Curt Knight1973.....42
Chip Lohmiller1989,90,92.....40

MOST FG ATTEMPTS GAME

7.....Curt Knight vs Oilers10/10/71
6.....Last: Brett Conway vs Giants11/21/99

MOST CONSECUTIVE PGS

Mark Moseley1981-82.....23

MOST CONSECUTIVE PGS, SEASON

Mark Moseley1982.....20

MOST CONSECUTIVE GAMES, FG MADE

Chip Lohmiller1988-90.....28
Mark Moseley1976-77.....15

BEST FG PCT., SEASON 20 ATTS

- Mark Moseley1982.....952 (20-21)
- Scott Blanton1996.....813 (26-32)
- Mark Moseley1984.....774 (24-31)
- Mark Moseley1979.....759 (25-33)

LONGEST FIELD GOALS

57.....Steve Cox vs Seahawks.....09/28/86
56.....Chip Lohmiller @ Colts12/22/90
55.....Chip Lohmiller vs Cowboys09/23/90
55.....Steve Cox vs Eagles09/07/86
54.....Cary Blanchard @ Cardinals.....11/08/98
54.....Chip Lohmiller vs Eagles10/30/94
54.....Mark Moseley @ Eagles11/13/77

RUSHING

MOST YARDS GAINED, CAREER

John Riggins1976-79, 81-85.....7,472
Larry Brown1969-76.....5,875
Terry Allen1995-98.....4,086
Earnest Byner1989-93.....3,950
Stephen Davis1996-00.....3,538
Mike Thomas1975-78.....3,360
Don Bosseler1957-64.....3,112
Cliff Battles1933-37.....3,037
George Rogers1985-87.....2,909
Charley Harraway ..1969-73.....2,659

MOST YARDS GAINED, SEASON

Stephen Davis1999.....1,405
Terry Allen1996.....1,353
John Riggins1983.....1,347

MOST YARDS GAINED, GAME

221 (29 atts) ..G. Riggs vs Eagles09/17/89
215 (16).....Cliff Battles vs Giants10/08/33
206 (34).....G. Rogers @ Cards12/21/85

MOST RUSHING ATTEMPTS, CAREER

John Riggins1976-79, 81-85.....1,988
Larry Brown1969-76.....1,530
Terry Allen1995-98.....1,043
Earnest Byner1989-93.....990
Mike Thomas1975-78.....877
Stephen Davis1996-00.....820
Cliff Battles1933-37.....725
Charley Harraway ..1969-73.....719
George Rogers1985-87.....697

MOST RUSHING ATTEMPTS, SEASON

John Riggins1983.....374
Terry Allen1996.....347
Terry Allen1995.....338

MOST RUSHING ATTEMPTS, GAME

- 45 ...Jamie Morris @ Bengals12/17/88
- 39 ...Earnest Byner @ Patriots.....12/15/90
- 37 ...Stephen Davis vs Arizona12/12/99

MOST 100-YARD GAMES, CAREER

John Riggins1976-79, 81-85.....19
Larry Brown1969-76.....19
Terry Allen1995-98.....12
Earnest Byner1989-92.....12
George Rogers1985-87.....12
Stephen Davis1996-00.....12

MOST 100-YARD GAMES, SEASON

Rob Goode1951.....7
Larry Brown1970.....6
Larry Brown1972.....6
Stephen Davis1999.....6
Stephen Davis2000.....5
Terry Allen1996.....5
Earnest Byner1990.....5
John Riggins1984.....5
George Rogers1986.....5

MOST YDS RUSHING, CAREER

John Riggins1976-79, 81-85.....79
Terry Allen1995-98.....37
Larry Brown1969-76.....35
Stephen Davis1996-00.....33

MOST YDS RUSHING, SEASON

John Riggins1983.....24
Terry Allen1996.....21
George Rogers1986.....18

MOST TDS RUSHING, GAME

3Cliff Battles vs Giants10/17/37
3Andy Farkas @ Brooklyn11/12/39
3Dick James vs Cowboys12/17/61
3John Riggins @ Cardinals10/09/83
3John Riggins vs Lions10/13/85
3Earnest Byner vs Dolphins12/02/90
3Gerald Riggs @ Bengals09/22/91
3Terry Allen vs Giants10/20/96
3Terry Allen vs Colts10/27/96
3Skip Hicks vs Eagles11/15/98
3Stephen Davis @ Giants09/19/99
3Stephen Davis @ Jets09/26/99

MOST CONSECUTIVE GAMES, RUSHING TDS

- John Riggins1982-8313
- George Rogers.....1985-8612
- Terry Allen1995-9610
- John Riggins1983-84 8

LONGEST RUN FROM SCRIMMAGE

881	..Billy Wells @ Cardinals11/21/54
851	..Reggie Brooks @ Eagles09/19/93
801	..Rob Goode @ Packers09/24/50

HIGHEST AVG. GAIN, CAREER

MIN 250 CARRIES

Joe Theismann.....1974-855.1
Charley Justice.....1950, 52-544.8
Joe Washington1981-844.6

HIGHEST AVG. GAIN, SEASON

MIN 100 CARRIES

Frank Atkins19455.42 (147-797)
Don Bosseler.....19595.41 (119-644)
Joe Justice.....19535.36 (115-616)
Joe Washington19835.32 (145-772)

PASSING

MOST YARDS GAINED PASSING, CAREER

Joe Theismann1974-8525,206
Sonny Jurgensen ...1964-7422,585
Sammy Baugh.....1937-5222,085
Mark Rypien1987-9315,928
Billy Kilmer1971-7812,352

MOST YARDS GAINED PASSING, SEASON

Jay Schroeder19864,109
Brad Johnson19994,005
Mark Rypien19893,768

MOST YARDS GAINED PASSING, GAME

471 (32-47) Brad Johnson @ 49ers12/26/99
446 (17-24) Sammy Baugh vs Yanks10/31/48
442 (16-31) Mark Rypien vs Falcons11/10/91

MOST PASS ATTEMPTS, CAREER

Joe Theismann.....1974-853,602
Sonny Jurgensen ...1964-743,155
Sammy Baugh.....1937-523,016
Mark Rypien1987-932,207
Billy Kilmer1971-781,791
Gus Frerotte1994-981,368
Eddie LeBaron1952-53, 55-591,104
Norm Snead1961-631,092
Jay Schroeder1984-871,017

MOST PASS ATTEMPTS, SEASON

Jay Schroeder1986541 (276 comp)
Brad Johnson1999519 (316)

Trent Green.....1998509 (278)
Sonny Jurgensen ...1967508 (288)

MOST PASS ATTEMPTS, GAME

58 (30 comp).....Jay Schroeder v 49ers	12/01/85
54 (27).....Trent Green vs Cardinals	11/22/98
54 (26).....Mark Rypien @ Cowboys	11/22/90
53 (27).....Mark Rypien @ Raiders	10/29/89

MOST PASS COMPLETIONS, CAREER

Joe Theismann1974-852,044
Sonny Jurgensen ...1964-741,831
Sammy Baugh.....1937-521,709
Mark Rypien1987-931,244
Billy Kilmer1971-78953

MOST PASS COMPLETIONS, SEASON

Brad Johnson1999316
Joe Theismann.....1981293
Sonny Jurgensen ...1967288

MOST PASS COMPLETIONS, GAME

32 (47 atts).....Brad Johnson @ 49ers	12/26/99
32 (50).....Sonny Jurgensen @ Browns	11/26/67
32 (50).....John Friesz @ Giants	09/18/94

HIGHEST COMPLETION PCT., CAREER

MIN 1,000 ATTS

Sonny Jurgensen ...1964-7458.0
Joe Theismann1974-8556.7
Mark Rypien1987-9356.4
Sammy Baugh.....1937-5256.7
Billy Kilmer1971-7853.2

HIGHEST COMPLETION PCT., SEASON

MIN 150 ATTS

Sammy Baugh.....194570.3 (128-182)
Sonny Jurgensen ...197464.1 (107-167)
Joe Theismann198263.9 (161-252)

HIGHEST COMPLETION PCT., GAME

MIN 15 ATTS

87.5 (14-16).....Sammy Baugh vs Steelers	11/03/40
--	----------

LONGEST PASS COMPLETION

- 99Frank Filchock to Andy Farkas vs Steelers 10/15/39
- 99George Izo to Bobby Mitchell @ Browns 09/15/63
- 99Sonny Jurgensen to Gerry Allen @ Bears 09/15/68

HIGHEST QB RATING, CAREER

MIN 1,000 ATTS

Sonny Jurgensen ...1964-7485.0
Mark Rypien1987-9380.2
Joe Theismann1974-8577.4
Billy Kilmer1971-7877.0
Jay Schroeder1984-8772.6
Sammy Baugh.....1937-5272.0

HIGHEST QB RATING, SEASON

Sammy Baugh.....1945109.7
Mark Rypien199197.9

• NFL Record * Playoffs

Joe Theismann.....1983.....	97.0
Sonny Jurgensen...1974.....	94.6

MOST TD PASSES, CAREER

Sammy Baugh.....1937-52.....	187
Sonny Jurgensen...1964-74.....	179
Joe Theismann.....1974-85.....	160
Billy Kilmer.....1971-78.....	103
Mark Rypien.....1987-92.....	98

MOST TD PASSES, SEASON

Sonny Jurgensen...1967.....	31
Joe Theismann.....1983.....	29
Mark Rypien.....1991.....	28
Sonny Jurgensen...1966.....	28

MOST TD PASSES, GAME

6.....Mark Rypien vs Falcons.....	11/10/91
6.....Sammy Baugh vs Cardinals.....	11/23/47
6.....Sammy Baugh @ Brooklyn.....	10/31/43

MOST CONSECUTIVE GAMES, TO PASS

Sonny Jurgensen...1966-68.....	23
Joe Theismann.....1982-83.....	15

MOST CONSECUTIVE PASSES, NO INT.

Joe Theismann.....1983.....	162
Brad Johnson.....1999.....	146

MOST CONSECUTIVE GAMES, NO INT.

Joe Theismann.....1983.....	5
-----------------------------	---

LOWEST INT. PCT., CAREER MIN LOOQ ATTS

Mark Rypien.....1987-93.....	3.3
Jay Schroeder.....1984-87.....	3.6
Joe Theismann.....1974-85.....	3.8
Sonny Jurgensen...1964-74.....	5.9
Eddie LeBaron.....1952-53, 55-59.....	6.3
Norm Snead.....1961-63.....	6.5
Sammy Baugh.....1937-52.....	6.7

LOWEST INTERCEPTION PCT., SEASON

Trent Green.....1998.....2.16....	(11-509)
Sammy Baugh.....1945.....2.19....	(4-182)
Gus Frerotte.....1996.....2.34....	(11-470)
Jay Schroeder.....1985.....2.392....	(5-209)
Joe Theismann.....1983.....2.396....	(11-459)

MOST INTERCEPTIONS, CAREER

Sammy Baugh.....1937-52.....	205
Joe Theismann.....1974-85.....	138
Sonny Jurgensen...1964-74.....	116
Eddie LeBaron.....1952-53, 55-59.....	88
Mark Rypien.....1987-93.....	75
Billy Kilmer.....1971-78.....	75

MOST INTERCEPTIONS, SEASON

Norm Snead.....1963.....	27
Sammy Baugh.....1948.....	23
Norm Snead.....1962.....	22
Norm Snead.....1961.....	22
Jay Schroeder.....1986.....	22

MOST INTERCEPTIONS, GAME

6.....Sammy Baugh @ Giants.....	11/11/51
6.....Jay Schroeder vs Giants.....	12/07/86

RECEIVING

MOST RECEPTIONS, CAREER

Art Monk.....1980-93.....	888
Charley Taylor.....1964-77.....	649
Gary Clark.....1985-92.....	549
Jerry Smith.....1965-77.....	421

Ricky Sanders.....1986-93.....	414
Bobby Mitchell.....1962-68.....	393
Hugh Taylor.....1947-54.....	272
Don Warren.....1979-92.....	244
Larry Brown.....1969-76.....	238
Michael Westbrook.1995-00.....	220

MOST RECEPTIONS, SEASON

Art Monk.....1984.....	106
Art Monk.....1985.....	91
Art Monk.....1989.....	86
Ricky Sanders.....1989.....	80

MOST RECEPTIONS, GAME

13 (168 yards).....	Art Monk @ Lions 11/04/90
13 (230).....	Art Monk vs Bengals 12/15/85
13 (130).....	Kelvin Bryant vs Giants 12/07/86
12 (158).....	Ricky Sanders @ Raiders 10/29/89
12 (118).....	Clarence Harmon vs Chargers 12/07/80
12 (183).....	Bobby Mitchell vs Eagles 10/11/64

MOST YARDS GAINED RECEIVING, CAREER

Art Monk.....1980-93.....	12,026
Charley Taylor.....1964-77.....	9,140
Gary Clark.....1985-92.....	8,742
Bobby Mitchell.....1962-68.....	6,491
Ricky Sanders.....1986-93.....	5,854
Jerry Smith.....1965-77.....	5,496
Hugh Taylor.....1947-54.....	5,233
Henry Ellard.....1994-97.....	3,901
Michael Westbrook.1995-00.....	3,616
Roy Jefferson.....1971-76.....	3,119

MOST YARDS GAINED RECEIVING, SEASON

Bobby Mitchell.....1963.....	1,436
Henry Ellard.....1994.....	1,397
Bobby Mitchell.....1962.....	1,384

MOST YARDS GAINED RECEIVING, GAME

255 (7 rec).....	Anthony Allen vs Cardinals 10/04/87
241 (11).....	Gary Clark @ Giants 10/27/86
230 (13).....	Art Monk vs Bengals 12/15/85
218 (11).....	Bobby Mitchell vs Steelers 11/17/63

MOST TD RECEPTIONS, CAREER

Charley Taylor.....1964-77.....	79
Art Monk.....1980-93.....	65
Jerry Smith.....1965-77.....	60
Gary Clark.....1985-92.....	58
Hugh Taylor.....1947-54.....	58

MOST TD RECEPTIONS, SEASON

Ricky Sanders.....1988.....	12
Charley Taylor.....1966.....	12
Hugh Taylor.....1952.....	12
Jerry Smith.....1967.....	12
Bobby Mitchell.....1962.....	11

MOST TD RECEPTIONS, GAME

3.....Albert Connell vs Jax.....	10/22/00
3.....Michael Westbrook vs. Cards.....	11/22/98
3.....Gary Clark vs Falcons.....	11/10/91

3.....Anthony Allen vs Cardinals.....	10/04/87
3.....Art Monk @ Colts.....	10/07/84
3.....Larry Brown vs Eagles.....	12/16/73
3.....Jerry Smith vs Cowboys.....	11/16/69
3.....Pat Richter @ Bears.....	09/15/68
3.....Jerry Smith @ Rams.....	10/22/67
3.....Hugh Taylor vs Cardinals.....	12/12/54
3.....Hugh Taylor @ Giants.....	12/07/52
3.....Hugh Taylor vs Cardinals.....	10/22/50
3.....Hugh Taylor @ Colts.....	09/17/50
3.....Hal Crisler vs Bulldogs.....	10/16/49
3.....Hugh Taylor @ Eagles.....	09/28/47

INTERCEPTIONS

MOST INTERCEPTIONS, CAREER

Darrell Green.....	1983-00.....	53
Brig Owens.....	1966-77.....	36
Sammy Baugh.....	1937-52.....	31
Mike Bass.....	1969-75.....	30
Joe Lavender.....	1976-82.....	29
Paul Krause.....	1964-67.....	28
Pat Fischer.....	1968-77.....	27
Mark Murphy.....	1977-83.....	27

MOST INTERCEPTIONS, SEASON

Dan Sandifer.....	1948.....	13
Paul Krause.....	1964.....	12
Sammy Baugh.....	1943.....	11
Don Doll.....	1953.....	10
Dick Alban.....	1954.....	9
Lemar Parrish.....	1979.....	9
Mark Murphy.....	1983.....	9
Barry Wilburn.....	1987.....	9

MOST INTERCEPTIONS, GAME

4.....Sammy Baugh vs Lions.....	11/14/43
4.....Dan Sandifer vs Yanks.....	10/31/48

CONSECUTIVE GAMES, WITH INTERCEPTION

Paul Krause.....	1964.....	7
Lemar Parrish.....	1978-79.....	6
Barry Wilburn.....	1987.....	6

MOST YARDS INTERCEPTION RET., CAREER

Brig Owens.....	1966-77.....	686
Darrell Green.....	1983-00.....	621
Mike Bass.....	1969-75.....	478
Pat Fischer.....	1968-77.....	412
Chris Hanburger.....	1965-78.....	347

MOST YARDS INTERCEPTION RET., SEASON

Dan Sandifer.....	1948.....	258
George Cheverko.....	1948.....	168
Brig Owens.....	1966.....	165
Mike Bass.....	1973.....	161
Brad Edwards.....	1992.....	157

LONGEST INTERCEPTION RETURN

100...Barry Wilburn @ Vikings.....	12/26/87
93...Dick Poillon @ Eagles.....	11/21/48
92...Andre Collins @ Bucs.....	12/04/94

MOST INTERCEPTION RET. FOR TDs, CAREER

Darrell Green.....	1983-99.....	5
Andre Collins.....	1990-94.....	3
Brig Owens.....	1966-77.....	3
Mike Bass.....	1969-75.....	3

MOST INTERCEPTION RET. FOR TDs, SEASON

Dan Sandifer.....	1948.....	2
Dale Hackbart.....	1961.....	2
Vernon Dean.....	1984.....	2
Andre Collins.....	1994.....	2

SACKS

MOST SACKS, CAREER

Dexter Manley.....	1981-89.....	97.5
Charles Mann.....	1983-93.....	82.0
Dave Butz.....	1975-88.....	59.5
Monte Coleman.....	1979-94.....	56.5
Diron Talbert.....	1971-80.....	56.0
Bill Brundige.....	1970-77.....	48.5

MOST SACKS, SEASON

Dexter Manley.....	1986.....	18.0
Coy Bacon.....	1979.....	15.0
Dexter Manley.....	1985.....	15.0
Charles Mann.....	1985.....	14.5

MOST SACKS, GAME

4.0...Diron Talbert vs Giants.....	09/28/75
4.0...Dexter Manley vs Giants.....	10/02/88

PUNTING

MOST PUNTS, CAREER

Mike Bragg.....	1968-79.....	896
Matt Turk.....	1995-99.....	388
Pat Richter.....	1963-70.....	338
Sammy Baugh.....	1937-52.....	334

MOST PUNTS, SEASON

Mike Bragg.....	1978.....	103
Mike Bragg.....	1977.....	91
Matt Turk.....	1998.....	93

MOST PUNTS, GAME

14...Sammy Baugh vs Eagles.....	11/05/39
---------------------------------	----------

LONGEST PUNT

85...Sammy Baugh vs Eagles.....	12/01/40
81...Sammy Baugh vs Lions.....	11/14/43
77...Steve Cox @ Bills.....	11/01/87
76...Sammy Baugh vs Rams.....	11/04/44
76...Dick Poillon @ Packers.....	10/24/48

HIGHEST PUNTING AVG., CAREER

Sammy Baugh.....	1937-52.....	*45.1
Sam Baker.....	1953, 55-59.....	44.9
Matt Turk.....	1995-98.....	44.2

HIGHEST PUNTING AVG., SEASON

Sammy Baugh.....	1940.....	*51.4
Sammy Baugh.....	1941.....	48.7
Sam Baker.....	1959.....	45.5

HIGHEST PUNTING AVG., GAME

59.4...Sammy Baugh vs Lions.....	10/27/40
----------------------------------	----------

MOST PUNTS INSIDE 20, SEASON

Matt Turk.....	1998.....	33
Matt Turk.....	1997.....	32
Mike Bragg.....	1977.....	29
Jeff Hayes.....	1983.....	29
Matt Turk.....	1995.....	29

* NFL Record

* Playoffs

KICKOFF RETURNS

MOST KO RETURNS, CAREER

Brian Mitchell.....	1990-99.....	421
Mike Nelms.....	1980-84.....	174
Dick James.....	1956-63.....	155
Rickie Harris.....	1965-70.....	101
Eddie Saenz.....	1946-51.....	81

MOST KO RETURNS, SEASON

Brian Mitchell.....	1998.....	59
Brian Mitchell.....	1994.....	58
Brian Mitchell.....	1996.....	56
Brian Mitchell.....	1995.....	55

LONGEST KO RETURN

102 ..Larry Jones vs Eagles.....	11/24/74
101 ..Brian Mitchell vs Chargers.....	12/06/98
99t ..Joe Johnson @ Raiders.....	10/29/89
99t ..Dale Atkeson vs Eagles.....	10/17/54
99t ..Tony Green @ Cardinals.....	09/17/78

MOST YARDS, CAREER

Brian Mitchell.....	1990-99.....	9,586
Mike Nelms.....	1980-84.....	4,128
Dick James.....	1956-63.....	3,959
Rickie Harris.....	1965-70.....	2,305
Eddie Saenz.....	1946-51.....	1,995

MOST YARDS, SEASON

Brian Mitchell.....	1994.....	1,478
Brian Mitchell.....	1995.....	1,408
Brian Mitchell.....	1998.....	1,337

HIGHEST AVG. RETURN, CAREER

Bobby Mitchell.....	1962-68.....	28.5
Herb Mul-Key.....	1972-74.....	27.8
Joe Scudero.....	1954-58.....	25.9
Dick James.....	1956-63.....	25.5
Brian Mitchell.....	1990-99.....	22.8

HIGHEST AVG. RET., SEASON MIN 20 RET.

Mike Nelms.....	1981.....	29.7
Dick James.....	1961.....	29.4
Larry Jones.....	1974.....	29.2

PUNT RETURNS

MOST PUNT RETURNS, CAREER

Brian Mitchell.....	1990-99.....	317
Mike Nelms.....	1980-84.....	212
Rickie Harris.....	1965-70.....	118
Eddie Brown.....	1975-77.....	111
Dick James.....	1956-63.....	99

MOST PUNT RETURNS, SEASON

Eddie Brown.....	1977.....	57
Larry Jones.....	1975.....	53
Mike Nelms.....	1984.....	49

MOST PUNT RETURNS, GAME

- 11 ..Eddie Brown vs Bucs.....10/09/77
- 9 ..Mike Nelms vs Cardinals.....12/21/80

LONGEST PUNT RETURN

96 ..Bill Dudley vs Steelers.....	12/03/50
86 ..Rickie Harris vs Giants.....	10/19/69
84 ..Brian Mitchell vs Giants.....	11/01/92

MOST YARDS, CAREER

Brian Mitchell.....	1990-99.....	3,476
Mike Nelms.....	1980-84.....	1,948
Eddie Brown.....	1975-77.....	1,150
Rickie Harris.....	1965-70.....	1,012
Dick James.....	1956-63.....	805

MOST YARDS, SEASON

Eddie Brown.....	1976.....	646
Brian Mitchell.....	1991.....	600
Brian Mitchell.....	1998.....	506

HIGHEST AVG. RET., CAREER MIN 40 RET.

John Williams.....	1952-53.....	12.8
Bill Dudley.....	1950-51, 53.....	11.4
Darrell Green.....	1983-99.....	11.3
Eddie Saenz.....	1946-51.....	11.2
Brian Mitchell.....	1990-99.....	10.9

HIGHEST AVG. RET., SEASON MIN 20 RET.

John Williams.....	1952.....	15.3
Brian Mitchell.....	1994.....	14.1
Eddie Brown.....	1976.....	13.5

MOST TO RETURNS, CAREER

Brian Mitchell.....	1990-99.....	7
Mike Nelms.....	1980-84.....	3
Rickie Harris.....	1965-70.....	3

MOST TO RETURNS, SEASON

Brian Mitchell.....	1994 and 1991.....	2
Mike Nelms.....	1981.....	2
Bert Zagers.....	1957.....	2
John Williams.....	1952.....	2

COMBINED RETURNS (KO & Punt)

MOST COMBINED RETURNS, CAREER

Brian Mitchell.....	1990-99.....	738
Mike Nelms.....	1980-84.....	386
Dick James.....	1956-63.....	254
Rickie Harris.....	1965-70.....	219

MOST COMBINED RETURNS, SEASON

Brian Mitchell.....	1998.....	*103
Larry Jones.....	1975.....	100
Eddie Brown.....	1977.....	91
Mike Nelms.....	1984.....	91

MOST COMBINED YARDS, CAREER

Brian Mitchell.....	1990-99.....	13,062
Mike Nelms.....	1980-84.....	6,076
Dick James.....	1956-63.....	4,874
Rickie Harris.....	1965-70.....	3,317

MOST COMBINED YARDS, SEASON

Brian Mitchell.....	1994.....	1,930
Brian Mitchell.....	1998.....	1,843
Brian Mitchell.....	1995.....	1,723
Mike Nelms.....	1981.....	1,594

* NFL Record

* Playoffs

COMBINED NET YARDS

MOST COMBINED NET YARDS, CAREER PUSING, RECEIVING, RETURNS

Brian Mitchell.....1990-99	16,900 (1,751-2,087-13,062)
Art Monk.....1980-93	12,358 (332-12,026-0)
Charley Taylor.....1964-77	10,833 (1,488-9,140-205)
Gary Clark.....1985-1992	8,845 (41-8,742-62)
John Riggins.....1976-79, 81-85	8,400 (7,472-928-0)
Larry Brown.....1969-76	8,360 (5,875-2,485-0)
Bobby Mitchell.....1962-68	8,162 (438-6,492-1,232)
Dick James.....1956-63	8,153 (1,741-1,528-4,874)
Mike Nelms.....1980-84	6,076 (0-0-6,076)
Ricky Sanders.....1986-93	5,970 (94-5,854-22)
Jerry Smith.....1965-77	5,552 (56-5,496-0)

MOST COMBINED NET YARDS, SEASON

Brian Mitchell.....1994	2,477 (311-236-1,930)
Brian Mitchell.....1998	2,357 (208-306-1,843)
Brian Mitchell.....1995	2,348 (301-324-1,723)

SERVICE

MOST SEASONS, REDSKIN

Darrell Green.....1983-00	18
Sammy Baugh.....1937-52	16
Monte Coleman.....1979-94	16
Art Monk.....1980-93	14
Jeff Bostic.....1980-93	14
Don Warren.....1979-92	14
Dave Butz.....1975-88	14
Chris Hanburger.....1965-78	14
Len Hauss.....1964-77	14
Charley Taylor.....1964-77	14

MOST CONSECUTIVE GAMES PLAYED,

Len Hauss.....1964-77	196
Mark Moseley.....1974-86	170
Joe Theismann.....1974-85	163

MOST GAMES PLAYED

Darrell Green.....1983-00	263
Monte Coleman.....1979-94	216
Art Monk.....1980-93	205
Dave Butz.....1975-88	203

MOST CONSECUTIVE GAMES STARTED

Len Hauss.....1964-77	192
-----------------------	-----

MOST CONSECUTIVE PRO BOWL APPEARANCES

Ken Houston.....1973-79	7 (10 overall, 1970-72 Houston)
-------------------------	------------------------------------

MOST PRO BOWL APPEARANCES

Chris Hanburger.....1966-69, 72-76	9
Charley Taylor.....1964-67, 72-75	8
Darrell Green.....1984, 86-87, 90-91, 96-97	7
Ken Houston.....1973-79	7

TEAM PRIDE

Washington Redskins' Darrell Green is one of only 12 active players in professional sports currently with his original team for 15 years or more.

Player	Team	Pro Debut	Sport
Cal Ripken	Baltimore Orioles	8/10/81	Baseball
Tony Gwynn	San Diego Padres	7/19/82	Baseball
Bruce Matthews	Tennessee Titans	9/4/83	Football
Darrell Green	Washington Redskins	9/5/83	Football
Ken Daneyko	New Jersey Devils	10/5/83	Hockey
Steve Yzerman	Detroit Red Wings	10/5/83	Hockey
John Stockton	Utah Jazz	1984	Basketball
Hakeem Olajuwon	Houston Rockets	1984	Basketball
Karl Malone	Utah Jazz	1985	Basketball
Barry Larkin	Cincinnati Reds	8/13/86	Baseball
Edgar Martinez	Seattle Mariners	9/12/87	Baseball*
Tom Glavine	Atlanta Braves	8/17/87	Baseball*

*As of the 2001 Season

DEFENSIVE RECORDS

SCORING

FEWEST POINTS ALLOWED, SEASON

791932

FEWEST POINTS ALLOWED, GAME

051 times; Last: vs. Eagles09/30/91

MOST POINTS ALLOWED, SEASON

4321954

MOST POINTS ALLOWED, GAME

- 73 ...vs Bears12/08/40
- 62 ...@ Browns11/07/54
- 56 ...vs Bears10/26/47

FEWEST TOUCHDOWNS ALLOWED, SEASON

121939

MOST TOUCHDOWNS ALLOWED, SEASON

571954

MOST TOUCHDOWNS ALLOWED, GAME

- 11 ...vs Bears12/08/40
- 8 ...vs Bears10/26/47
- 8 ...@ Browns11/07/54

FEWEST PATS ALLOWED, SEASON

71932

MOST PATS ALLOWED, SEASON

491961

MOST PATS ALLOWED, GAME

- 8 ...vs Bears10/26/47
- 8 ...@ Browns11/07/54

FEWEST FGS ALLOWED, SEASON

21943

MOST FGS ALLOWED, SEASON

302000

MOST FGS ALLOWED, GAME

- 5 ...vs Lions9/10/00
- 5 ...vs. Giants12/17/83

FIRST DOWNS

FEWEST ALLOWED, SEASON

821937

FEWEST ALLOWED, GAME

0vs Giants09/27/42

MOST ALLOWED, SEASON

3581996

MOST ALLOWED, GAME

33 (15-16-2) ...@ Browns11/07/54

FEWEST ALLOWED RUSHING, SEASON

521942

FEWEST ALLOWED RUSHING, GAME

0vs Giants09/28/42

MOST ALLOWED RUSHING, SEASON

1491969

MOST ALLOWED RUSHING, GAME

25 ...vs Eagles12/02/51

FEWEST ALLOWED PASSING, SEASON

341943

FEWEST ALLOWED PASSING, GAME

0vs Giants09/28/42

MOST ALLOWED PASSING, SEASON

1961983

MOST ALLOWED PASSING, GAME

24 ...vs Eagles09/17/89

FEWEST ALLOWED BY PENALTY, SEASON

31957

MOST ALLOWED BY PENALTY, SEASON

361965

MOST ALLOWED BY PENALTY, GAME

8 ...@ Cowboys12/26/93

TOTAL YARDS

FEWEST ALLOWED, SEASON

1,9501943

FEWEST ALLOWED, GAME

51 (1 rush, 50 pass) ...vs Giants09/27/42
51 (-1 rush, 52 pass) vs Giants12/11/60

MOST ALLOWED, SEASON

5,7231996

MOST ALLOWED, GAME

615 ...vs Cardinals11/10/96

RUSHING

FEWEST YARDS ALLOWED, SEASON

8481942

FEWEST YARDS ALLOWED, GAME

-29 ...vs Rams10/11/42

MOST YARDS ALLOWED, SEASON

2,5361978

MOST YARDS ALLOWED, GAME

382 ...vs Bears12/08/40

FEWEST ATTEMPTS ALLOWED, SEASON

3481991

FEWEST ATTEMPTS ALLOWED, GAME

11 ...@ Colts12/22/90

MOST ATTEMPTS ALLOWED SEASON

6251978

MOST ATTEMPTS ALLOWED, GAME

64 ...vs Eagles12/02/51
64 ...vs Steagles11/28/43

• NFL Championship Game

FEWEST TDs, ALLOWED, SEASON

81955
81942

MOST TDs ALLOWED, SEASON

241998
241994

MOST TDs ALLOWED, GAME

5@ Eagles.....10/23/49
5vs Eagles.....10/17/48

PASSING

FEWEST YARDS ALLOWED, SEASON

1,0261943

FEWEST YARDS ALLOWED, GAME

-12 (26 att, 6 comp)@ Cardinals ..12/21/80

MOST YARDS ALLOWED, SEASON

3,9751983

MOST YARDS ALLOWED, GAME

507 ..vs Cardinals.....11/10/96

FEWEST ATTEMPTS ALLOWED, SEASON

1661935

FEWEST ATTEMPTS ALLOWED, GAME

1 (50 yard TD) ...vs Giants.....09/27/42

MOST ATTEMPTS ALLOWED, SEASON

5891999

MOST ATTEMPTS ALLOWED, GAME

63 (36 comp)vs Bears.....10/31/99

FEWEST COMPLETIONS ALLOWED, SEASON

621936

FEWEST COMPLETIONS ALLOWED, GAME

1vs Giants10/01/39

MOST COMPLETIONS ALLOWED, SEASON

3381995

MOST COMPLETIONS ALLOWED, GAME

37 (59 atts)vs Colts11/07/93

FEWEST TD PASSES ALLOWED, SEASON

51942

MOST TD PASSES ALLOWED, SEASON

371961

MOST TD PASSES ALLOWED, GAME

7vs Eagles.....12/01/40
7@ Giants10/28/62

OPPONENT INDIVIDUAL RECORDS

SCORING

MOST POINTS

25Bobby Joe Conrad, Cardinals ..09/27/59

TOUCHDOWNS

4Bob Shaw, Rams.....12/11/49
4Ollie Matson, Cardinals11/21/54
4Wilbert Montgomery, Eagles09/10/78
4Wilbert Montgomery, Eagles10/07/79

POINTS AFTER TOUCHDOWN

7Ray McLean, Bears10/26/47
7Bobby Joe Conrad, Cardinals ..09/27/59
7Pat Summerall, Giants11/05/61

FIELD GOALS

5Jason Hanson, Lions.....9/10/00
5Ali-Haji-Sheikh, Giants12/17/83

FIELD GOALS ATTEMPTED

6Ali-Haji-Sheikh, Giants12/17/83

LONGEST FIELD GOAL

58Nick Lowery, Chiefs.....09/18/83

RUSHING

MOST YARDS GAINED

234 ..Bobby Mitchell, Browns11/15/59

MOST ATTEMPTS

36Wayne Morris, Cardinals11/18/78
36Bam Morris, Ravens.....10/26/97

MOST TOUCHDOWNS

3Emmitt Smith, Cowboys11/28/96

3Darick Holmes, Bills11/03/96
3Charlie Garner, Eagles.....10/08/95
3Joe Morris, Giants11/18/85
3Joe Morris, Giants10/28/84
3Wilbert Montgomery, Eagles10/07/79
3Wilbert Montgomery, Eagles09/10/78
3Pete Banaszak, Raiders11/23/75
3Tom Matte, Colts11/02/69

LONGEST RUN

90Bobby Mitchell, Browns11/15/59

PASSING

MOST YARDS GAINED

522 ..Boomer Esiason, Cardinals.....11/10/96
505 ..Y.A. Title, Giants10/28/62

MOST ATTEMPTS

60Davy O'Brien, Eagles12/01/40
59Boomer Esiason, Cardinals.....11/10/96
59Jeff George, Colts11/07/93

MOST COMPLETIONS

37Jeff George (59 att), Colts11/07/93

MOST TOUCHDOWNS

- 7Adrian Burk, Eagles.....10/17/54
- 7Y.A. Title, Giants10/28/62

MOST INTERCEPTIONS

6Ed Luther, Chargers10/31/83

LONGEST COMPLETION

99Jim Plunkett (to Cliff Branch), Raiders
10/02/83

• NFL Record

* Playoffs

RECEIVING

MOST YARDS GAINED

269 (11 receptions).....Del Shofner, Giants
10/28/62

MOST RECEPTIONS

14Don Looney, Eagles12/01/40

MOST TOUCHDOWNS

4Bob Shaw, Rams.....12/11/49

LONGEST

99t.....Jim Plunkett (to Cliff Branch), Raiders
10/02/83

INTERCEPTIONS

MOST INTERCEPTIONS

4Jack Butler, Steelers12/13/53

4Jerry Norton, Cardinals11/20/60

MOST YARDS GAINED

121 ..Mike Gaechter, Cowboys11/03/63

MOST TOUCHDOWNS

2Robert Massey, Cardinals10/04/92

LONGEST INTERCEPTION RETURN

96Dennis Thurman, Cowboys09/06/81

99George Buksar, Colts ran 18, lateralled
to Ernie Zaleski who ran 81.....11/26/50

KICKOFF RETURNS

MOST KO RETURNS

8Harlan Huckleby, Packers10/17/83

MOST YARDS GAINED

208 ...Harlan Huckleby, Packers10/17/83

LONGEST KO RETURN

105t..Ollie Matson, Cardinals10/14/56

PUNT RETURNS

MOST PUNT RETURNS

8Stump Mitchell, Cardinals.....01/02/83

8Leon Bright, Giants.....09/13/81

MOST YARDS GAINED

107 ..Charlie West, Vikings11/03/68

LONGEST PUNT RETURN

98t...Charlie West, Vikings11/03/68

FUMBLE

LONGEST RETURN

103t..Aeneus Williams, Cardinals12/24/00

WON-LOST RECORDS

Championships

NFC East:	121936, 1937, 1940, 1942, 1943, 1945, 1972, 1982, 1983, 1984, 1987, 1991, 1999
NFC:	51972Defeated Cowboys 26-3, Dec 31, 1972 (at RFK) 1982Defeated Cowboys 31-17, Jan 22, 1983 (at RFK) 1983Defeated 49ers 24-21, Jan 8, 1984 (at RFK) 1987Defeated Vikings 17-10, Jan 17, 1988 (at RFK) 1991Defeated Lions 41-10, Jan 12, 1992 (at RFK)
NFL:	21937 (8-3 record).....Defeated Bears 28-21, in title game 1942 (10-1 record).....Defeated Bears 14-6, in title game
Super Bowl:	31982Defeated Dolphins 27-17 in Super Bowl XVII 1987Defeated Broncos 42-10 in Super Bowl XXII 1991Defeated Bills 37-24 in Super Bowl XXVI

Playoff Appearances (since 1970 merger): 141971, 1972, 1973, 1974, 1976, 1982, 1983, 1984, 1986, 1987, 1990, 1991, 1992, 1999

Games

Regular Season:1932-2000Won 479, Lost 424, Tied 22 (.531)
Playoff Record:1937-1999Won 22, Lost 15 (.595)
Most Victories, Season:1991	17 (14-2 regular season, 3-0 playoffs, 17-2 overall)
Best Winning Pct., Season:1982	.923 (8-1 regular season, 4-0 playoffs, 12-1 overall)
Worst Winning Pct., Season:1961	.071 (1-12-1 regular season)
Most Consecutive Victories:1410/04/42 - 11/07/43
Most Consecutive Games Without Defeat:1710/04/42 - 11/28/43 (16-0-1)
Most Consecutive Losses:1710/30/60 - 11/19/61
Most Consecutive Games Without Victory:2310/16/60 - 12/17/61 (20 losses, 3 ties)

Attendance Records

Largest Home Attendance: ...84,43109/18/2000 (vs Dallas Cowboys at FedExField)

Largest Road Attendance:103,66701/30/83 (Super Bowl XVII, Pasadena, CA, Miami Dolphins)

REDSKINS SET NFL RECORD IN 2000

The Washington Redskins established a new NFL record by playing in front of 1,091,048 fans in their 16 games in 2000. Washington's total home attendance of 647,424 surpasses the previous NFL top single-season home mark of 634,204 set by the Detroit Lions in 1980. The eight game average at FedExField was 80,928. The NFL average was 66,078.

SINGLE GAME RECORDS

FROM SCRIMMAGE

by Redskins: 88Billy Wells @ Cardinals11/21/54
vs Redskins: 90Bobby Mitchell, Browns11/15/59
in Washington: 90Bobby Mitchell, Browns11/15/59

PASS PLAY

by Redskins: 99Andy Farkas vs Steelers (pass from Frank Filchock)
10/15/39
99Bobby Mitchell @ Browns (pass from George Izo)
09/15/63
99Gerry Allen @ Bears (pass from Sonny Jurgensen)
09/15/68
vs Redskins: 99Cliff Branch, Raiders (pass from Jim Plunkett)
in Washington: 99Cliff Branch, Raiders (pass from Jim Plunkett)
99Andy Farkas, Redskins (pass from Frank Filchock)

PUNT RETURN

by Redskins: 96Bill Dudley @ Steelers12/03/50
vs Redskins: 98Charlie West, Vikings11/03/68
in Washington: 97Greg Pruitt, Raiders10/02/83

KICKOFF RETURN

by Redskins: 102Larry Jones vs Eagles11/24/74
vs Redskins: 105Ollie Matson, Cardinals10/14/56
in Washington: 105Ollie Matson, Cardinals10/14/56

INTERCEPTION RETURN

by Redskins: 100Barry Wilburn @ Vikings12/26/87
vs Redskins: 99George Buksar, Colts, ran 18, lateralled to
Ernie Zaleski who ran 8111/26/50
in Washington: 99Buksar-Zaleski play above11/26/50

FUMBLE RETURN

by Redskins: 78tDarrell Green vs Colts11/07/93
vs Redskins: 103tAeneus Williams, Cardinals12/24/00
in Washington: 78tDarrell Green vs Colts11/07/93

FIELD GOAL

by Redskins: 57Steve Cox vs Seahawks09/28/86
vs Redskins: 58Nick Lowery, Chiefs09/18/83
in Washington: 58Nick Lowery, Chiefs09/18/83

THE LAST TIME

KICKOFF RETURNED FOR TOUCHDOWN

by Redskins: 12/05/99 James Thrash @ Lions (95 yards)
vs Redskins: 9/3/00 Michael Bates vs Panthers (92 yards)

PUNT RETURNED FOR TOUCHDOWN

by Redskins: 12/07/97 Brian Mitchell @ Cardinals (63 yards)
vs Redskins: 12/16/00 Hank Poteat @ Steelers (53 yards)

PASS INTERCEPTION FOR TOUCHDOWN

by Redskins: 10/31/99 Dan Wilkinson vs Bears (88 yards) (pass from Shane Matthews)
vs Redskins: 10/30/00 Samari Rolle vs Titans (53 yards) (kick from Del Greco)

PUNT WAS BLOCKED

by Redskins: 09/10/95 Darrick Brownlow vs Raiders
vs Redskins: 12/13/98 Mario Bates @ Panthers

FIELD GOAL WAS BLOCKED

by Redskins: 10/10/93 Lamont Hollinquest vs Giants (David Treadwell attempted 29-yard FG)
vs Redskins: 12/19/99 Jason Belser @ Colts (Brett Conway attempted 48-yard FG)

EXTRA POINT MISSED

by Redskins: 11/20/00 Eddie Murray @ Rams
vs Redskins: 11/26/95 Gary Anderson, Eagles

SHUTOUT WAS SCORED

by Redskins: 09/30/91 Redskins 23 vs Eagles 0
vs Redskins: 12/11/93 Redskins 0 vs Jets 3

FUMBLE RETURNED FOR TOUCHDOWN

by Redskins: 11/21/99 Marco Coleman vs Giants (42 yards)
vs Redskins: 11/5/00 Aeneus Williams @ Cardinals (104 yards)

SAFETY SCORED

by Redskins: 11/20/00 Bruce Smith @ Rams (QB sack in end zone)
vs Redskins: 11/08/98 Matt Turk @ Cardinals (fumbled snap out of end zone)

400 YARDS PASSING

by Redskins: 12/26/99 Brad Johnson @ 49ers (471 yards)
vs Redskins: 11/10/96 Boomer Esiason, Cardinals (522 yards)

FOUR TOUCHDOWN PASSES

by Redskins: 10/03/99 Brad Johnson vs Panthers
vs Redskins: 12/07/97 Jake Plummer @ Cardinals

FIVE TOUCHDOWN PASSES

by Redskins: 10/11/64 Sonny Jurgensen vs Eagles
vs Redskins: 09/12/99 Troy Aikman, Cowboys

SIX TOUCHDOWN PASSES

by Redskins: 11/10/91 Mark Rypien vs Falcons
vs Redskins: Never

200 YARDS RECEIVING

by Redskins: 10/22/00 Albert Connell vs Jaguars (211 yards)
vs Redskins: 11/07/93 Reggie Langhorne, Colts (203 yards)

THREE TOUCHDOWN RECEPTIONS

by Redskins: 10/22/00 Albert Connell vs Jaguars
vs Redskins: 12/07/97 Rob Moore @ Cardinals

200 YARDS RUSHING

by Redskins: 09/17/89 Gerald Riggs vs Eagles (221 yards)
vs Redskins: 11/15/59 Bobby Mitchell, Browns (232 yards)



Larry Brown



Sonny Jurgensen



Gary Clark

THREE TOUCHDOWNS RUSHING

by Redskins: 09/26/99 Stephen Davis @ Jets
 vs Redskins: 10/03/99 Tshimanga Biakabutuka, Panthers

FOUR TOUCHDOWNS RUSHING

by Redskins: Never
 vs Redskins: 11/21/54 Ollie Matson, Cardinals

FOUR FIELD GOALS

by Redskins: 12/10/00 Eddie Murray @ Rams
 vs Redskins: 12/10/00 Tim Sedar @ Cowboys

FIVE FIELD GOALS

by Redskins: 10/25/92 Chip Lohmiller @ Vikings
 vs Redskins: 9/10/00 Jason Hanson @ Lions

THREE INTERCEPTIONS

by Redskins: 10/17/99 Champ Bailey @ Cardinals
 vs Redskins: 12/09/90 Mark Carrier, Bears

FOUR INTERCEPTIONS

by Redskins: 10/31/48 Dan Sandifer vs Yanks
 vs Redskins: 11/20/60 Jerry Norton, Cardinals



Dan Sandifer

Redskins Super Bowl MVPs**Super Bowl XVII**

Fullback John Riggins ran for a Super Bowl record 166 yards on 38 carries in the Redskins 27-17 win over Miami.

Super Bowl XXII

Doug Williams passed for a Super Bowl record tying four TD passes and 340 yards in the 42-10 win over Denver.

Super Bowl XXVI

Mark Rypien passed for 292 yards and two TDs in the Skins 37-24 win over Buffalo.

YEARLY RUSHING LEADERS

Year	Individual	Carries	Yards	Avg.	TDs
1932	Cliff Battles	148	576	3.9	3
1933	Jim Musick	173	809	4.7	5
1934	Cliff Battles	103	511	5.0	6
1935	Bill Shepherd	143	425	3.0	4
1936	Cliff Battles	176	614	3.5	5
1937	Cliff Battles	216	874	4.1	6
1938	Andy Farkas	75	315	4.2	6
1939	Andy Farkas	139	547	3.9	6
1940	Dick Todd	76	408	5.3	5
1941	Frank Filchock	115	383	3.3	2
1942	Andy Farkas	125	468	3.7	4
1943	Andy Farkas	110	327	3.0	5
1944	Bob Seymour	92	315	3.4	3
1945	Frank Akins	147	797	5.4	6
1946	Dick Todd	41	266	6.5	3
1947	Jim Castiglia	104	426	4.2	5
1948	Jim Castiglia	97	330	3.4	0
1949	Rob Goode	61	261	4.3	2
1950	Rob Goode	136	560	4.1	5
1951	Rob Goode	208	951	4.6	9
1952	Leon Heath	90	388	4.3	2
1953	Charlie Justice	115	616	5.4	2
1954	Billy Wells	100	516	5.2	3
1955	Vic Janowicz	93	397	4.3	4
1956	Leo Elter	145	544	3.8	2
1957	Don Bosseler	119	673	4.0	7
1958	John Olszewski	98	505	5.2	2
1959	Don Bosseler	119	644	5.4	3
1960	Don Bosseler	109	428	3.9	2
1961	Dick James	71	374	5.3	3
1962	Billy Barnes	159	492	3.1	3
1963	Dick James	104	384	3.7	4
1964	Charley Taylor	199	755	3.8	5
1965	Charley Taylor	145	402	2.8	3
1966	A.D. Whitfield	93	472	5.0	2
1967	A.D. Whitfield	91	384	4.2	1
1968	Gerry Allen	123	399	3.2	4
1969	Larry Brown	202	888	4.4	4
1970	Larry Brown	237	1,125	4.8	5
1971	Larry Brown	253	948	3.7	4
1972	Larry Brown	285	1,216	4.3	8
1973	Larry Brown	273	860	3.2	8
1974	Larry Brown	163	430	2.6	3
1975	Mike Thomas	236	919	3.9	4
1976	Mike Thomas	254	1,101	4.3	5
1977	Mike Thomas	228	806	3.5	3
1978	John Riggins	248	1,014	4.1	5
1979	John Riggins	260	1,153	4.4	9
1980	Wilbur Jackson	176	708	4.0	3
1981	Joe Washington	210	916	4.4	4
1982	John Riggins	177	553	3.1	3
1983	John Riggins	* 375	1,347	3.6	* 24
1984	John Riggins	327	1,239	3.8	° 14
1985	George Rogers	231	1,093	4.7	7
1986	George Rogers	303	1,203	4.0	• 18
1987	George Rogers	163	613	3.8	6
1988	Kelvin Bryant	108	498	4.6	1
1989	Gerald Riggs	201	834	4.1	4
1990	Earnest Byner	• 297	1,219	4.1	6
1991	Earnest Byner	274	1,048	3.8	5
1992	Earnest Byner	262	998	3.8	6
1993	Reggie Brooks	223	1,063	4.8	3
1994	Ricky Ervins	185	650	3.5	3
1995	Terry Allen	338	1,309	3.9	10
1996	Terry Allen	347	* 1,353	3.9	• 21
1997	Terry Allen	210	724	3.4	4
1998	Terry Allen	148	700	4.7	2
1999	Stephen Davis	290	1,405	4.8	17
2000	Stephen Davis	332	1,318	4.0	11

• NFL Leader

° NFC Leader

* Redskin Record

NFL Record

YEARLY PASSING LEADERS

Year	Individual	Att	Comp	Yards	Pct.	TDs	Long	Int	Avg. Att	Rating
1932	Honolulu Hughes	10	2	47	.200	0	-	0	7.70	
1933	Not Available									
1934	Steve Hokuf	51	13	203	.254		3	-	10	4.00
1935	Bill Shepherd	64	28	417	.437		2	-	0	6.50
1936	Eddie Britt	44	18	294	.409	1	-	6	6.70	
1937	• Sammy Baugh	171	81	1,127	.473	7	59	14	6.59	48.5
1938	Sammy Baugh	128	63	853	.492	5	60	11	6.66	48.0
1939	Sammy Baugh	96	53	518	.552	6	44	9	9.70	67.5
1940	• Sammy Baugh	177	111	1,367	.627	12	81	10	7.72	85.8
1941	Sammy Baugh	193	105	1,236	.549	10	55	19	6.40	52.3
1942	Sammy Baugh	225	132	1,524	.587	16	53	11	6.77	82.5
1943	• Sammy Baugh	239	133	1,754	.566	23	72	19	7.34	77.8
1944	Frank Filchok	147	84	1,139	.571	13	61	9	7.75	85.9
1945	• Sammy Baugh	182	128	1,669	*.703	11	70	4	9.17	*109.7
1946	Sammy Baugh	161	87	1,163	.540	8	51	17	7.22	54.3
1947	• Sammy Baugh	354	210	2,938	.593	25	74	15	8.30	92.3
1948	Sammy Baugh	315	185	2,599	.587	22	86	23	8.25	78.3
1949	• Sammy Baugh	225	145	1,903	.569	18	76	14	7.56	81.3
1950	Sammy Baugh	166	90	1,130	.542	10	56	11	6.81	68.1
1951	Sammy Baugh	154	67	1,104	.435	7	53	17	7.17	43.5
1952	Eddie LeBaron	194	95	1,420	.490	14	70	15	7.23	65.0
1953	Jack Scarbath	129	45	862	.349	9	71	12	6.68	43.6
1954	Jack Scarbath	109	44	789	.404	7	60	7	7.32	60.9
1955	Eddie LeBaron	178	79	1,270	.440	9	70	15	7.13	50.1
1956	Al Dorow	112	55	730	.491	8	51	8	6.52	64.9
1957	Eddie LeBaron	167	99	1,508	.593	11	82	9	9.03	88.6
1958	• Eddie LeBaron	145	79	1,365	.545	11	71	10	*9.48	83.6
1959	Eddie LeBaron	173	77	1,077	.445	8	49	11	6.23	51.4
1960	Ralph Guglielmi	223	125	1,547	.561	9	50	19	6.94	55.7
1961	Norm Snead	375	172	2,337	.459	11	80	22	6.23	52.8
1962	Norm Snead	354	184	2,926	.520	22	85	22	8.27	74.7
1963	Norm Snead	363	175	3,043	.482	13	77	27	8.38	58.2
1964	Sonny Jurgensen	385	207	2,934	.538	24	80	13	7.62	85.2
1965	Sonny Jurgensen	356	190	2,367	.534	15	55	16	6.65	69.6
1966	Sonny Jurgensen	436	254	3,209	.583	28	86	19	7.36	84.3
1967	• Sonny Jurgensen	508	288	3,747	.567	*31	86	16	7.41	87.6
1968	Sonny Jurgensen	292	167	1,980	.572	17	*#99	11	6.78	81.5
1969	• Sonny Jurgensen	442	274	3,102	.620	22	88	15	7.01	85.5
1970	Sonny Jurgensen	337	202	2,354	.599	23	66	10	6.99	91.3
1971	Billy Kilmer	306	166	2,221	.542	13	71	13	7.26	74.0
1972	Billy Kilmer	225	120	1,648	.533	19	89	11	7.30	84.6
1973	Billy Kilmer	228	122	1,656	.537	14	64	9	7.30	81.3
1974	• Sonny Jurgensen	167	107	1,185	.641	11	44	5	7.10	94.6
1975	Billy Kilmer	346	178	2,440	.514	23	96	16	7.10	77.1
1976	Billy Kilmer	206	108	1,252	.524	12	53	10	6.10	70.0
1977	Billy Kilmer	201	99	1,187	.493	8	59	7	5.91	66.6
1978	Joe Theismann	391	187	2,593	.478	13	63	18	6.63	60.7
1979	Joe Theismann	395	233	2,797	.590	20	62	13	7.08	84.0
1980	Joe Theismann	454	262	2,952	.577	17	54	16	6.52	75.1
1981	Joe Theismann	496	*293	3,566	.591	19	79	20	7.19	77.3
1982	• Joe Theismann	252	161	2,033	.639	13	78	9	8.07	91.3
1983	Joe Theismann	459	276	3,714	.601	29	84	11	8.09	97.0
1984	Joe Theismann	477	283	3,391	.593	24	80	13	7.10	86.6
1985	Joe Theismann	301	167	1,774	.555	8	55	16	5.89	59.6
1986	Jay Schroeder	*541	276	*4,109	.510	22	71	22	7.60	72.9
1987	Jay Schroeder	267	129	1,878	.483	12	84	10	7.09	71.0
1988	Doug Williams	380	213	2,609	.561	15	58	12	6.87	77.4
1989	Mark Rypien	476	280	3,786	.588	22	80	13	7.92	88.1
1990	Mark Rypien	304	166	2,070	.546	16	53	11	6.81	78.4
1991	Mark Rypien	421	249	*3,564	.591	*28	82	11	8.47	97.9
1992	Mark Rypien	479	269	3,282	.562	13	62	17	6.85	71.7
1993	Mark Rypien	319	166	1,514	.520	4	43	10	4.75	56.3
1994	Heath Shuler	265	120	1,658	.453	10	81	12	6.26	59.6
1995	Gus Frerotte	396	199	2,751	.503	13	73	13	6.95	70.2
1996	Gus Frerotte	470	270	3,453	.574	12	52t	11	7.35	79.3
1997	Gus Frerotte	402	204	2,682	.507	17	52	12	6.67	73.8
1998	Trent Green	509	278	3,441	.546	23	75t	11	6.76	81.8
1999	Brad Johnson	519	316	4,005	.609	24	65t	13	7.72	90.0
2000	Brad Johnson	365	228	2,505	.626	11	77t	15	6.86	75.7

• NFL Leader

° NFC Leader

* Redskin Record

NFL Record

YEARLY RECEIVING LEADERS

Year	Individual	Catches	Yards	Avg.	TDs
1932	Cliff Battles (B).....	4	70	17.5	1
1933	Roy Horstmann (B).....	11	185	16.8	0
1934	Charley Malone.....	11	121	11.0	2
1935	Charley Malone.....	22	433	19.7	2
1936	Wayne Millner.....	18	211	11.7	0
1937	Charley Malone.....	28	419	14.9	4
1938	Charley Malone.....	24	257	10.7	1
1939	Wayne Millner.....	19	294	15.5	4
1940	Jimmy Johnston (B).....	29	350	12.1	3
1941	Wayne Millner.....	20	262	13.1	0
1942	Dick Todd (B).....	23	328	14.3	4
1943	Joe Aquirre.....	37	420	11.4	7
1944	Joe Aquirre.....	34	410	12.1	4
1945	Steve Bagarus.....	39	637	16.3	5
1946	Steve Bagarus.....	31	438	14.1	3
1947	Bob Nussbaumer.....	47	597	12.7	4
1948	Dick Todd (B).....	37	550	14.9	6
1949	Hugh Taylor.....	45	781	17.4	9
1950	Hugh Taylor.....	39	833	21.4	9
1951	Hugh Taylor.....	29	444	15.3	3
1952	Hugh Taylor.....	41	961	* 23.4	* 12
1953	Hugh Taylor.....	35	703	20.1	8
1954	Hugh Taylor.....	37	659	17.8	8
1955	John Carson.....	23	443	19.3	3
1956	John Carson.....	39	504	12.9	3
1957	John Carson.....	34	583	17.1	3
1958	Joe Walton.....	32	532	16.6	5
1959	Bill Anderson.....	35	734	20.9	6
1960	Bill Anderson.....	38	488	12.8	3
1961	Fred Dugan.....	53	817	15.4	4
1962	• Bobby Mitchell.....	72	1,384	19.2	11
1963	Bobby Mitchell.....	69	* 1,436	20.8	7
1964	Bobby Mitchell.....	60	904	15.1	10
1965	Bobby Mitchell.....	60	866	14.4	6
1966	• Charley Taylor.....	72	1,119	15.5	* 12
1967	• Charley Taylor.....	70	990	14.1	9
1968	Charley Taylor.....	48	650	13.5	5
1969	Charley Taylor.....	71	883	12.4	8
1970	Jerry Smith (TE) (Taylor 42 for 593).....	43	575	13.3	9
1971	Roy Jefferson.....	47	701	14.9	4
1972	Charley Taylor.....	49	673	13.4	7
1973	Charley Taylor.....	59	801	13.6	7
1974	Charley Taylor.....	54	738	13.7	5
1975	Charley Taylor (Grant 41 for 776).....	53	744	14.0	6
1976	Frank Grant.....	50	818	16.4	5
1977	Jean Fuggett (TE).....	36	631	17.5	5
1978	Danny Buggs.....	36	575	15.9	2
1979	Danny Buggs.....	46	631	13.7	1
1980	Art Monk.....	58	797	13.7	3
1981	Joe Washington(RB) (Monk 56 for 894).....	70	558	7.8	3
1982	Art Monk (Brown 32 for 690).....	35	447	12.8	1
1983	◦ Charlie Brown.....	78	1,225	15.7	8
1984	• Art Monk.....	* 106	1,372	12.9	7
1985	Art Monk.....	91	1,226	13.4	2
1986	Gary Clark.....	74	1,265	17.1	7
1987	Gary Clark.....	56	1,066	19.0	7
1988	Ricky Sanders.....	73	1,148	15.7	* 12
1989	Art Monk.....	86	1,186	13.8	8
1990	Gary Clark.....	75	1,112	14.8	8
1991	Art Monk (Clark 70 for 1,340).....	71	1,049	14.7	8
1992	Gary Clark.....	64	912	14.3	5
1993	Ricky Sanders.....	58	638	11.0	4
1994	Henry Ellard.....	74	1,397	18.9	6
1995	Henry Ellard.....	56	1,005	17.9	5
1996	Henry Ellard.....	52	1,014	19.5	2
1997	Jamie Asher (TE).....	49	474	9.7	1
1998	Michael Westbrook.....	44	736	16.7	6
1999	Michael Westbrook.....	65	1,191	18.3	9
2000	Albert Connell.....	39	762	19.5	3

• NFL Leader ◦ NFC Leader

* Redskin Record # NFL Record

YEARLY SCORING LEADERS

Year	Player	TDs	PAT-A	PAT-M	FGA	FGM	Total
1932	Cliff Battles (B)	6	0	0	0	0	24
1933	Jim Musick (FB)	5	12	11	1	1	44
1934	Cliff Battles (B)	7	3	1	0	0	43
1935	Bill Shepherd (FB)	4	2	1	0	0	25
1936	Cliff Battles (B)	7	0	0	0	0	42
1937	Riley Smith (QB)	3	23	22	7	5	55
1938	Andy Farkas (B)	6	2	1	0	0	37
1939	Andy Farkas (B)	11	3	2	1	0	68
1940	Dick Todd (B)	9	0	0	0	0	54
1941	Joe Aguirre (E)	2	9	8	5	2	26
1942	Andy Farkas (B)	6	3	3	0	0	39
1943	Andy Farkas (B)	9	0	0	0	0	54
1944	Joe Aguirre (E)	4	18	15	8	4	51
1945	Joe Aguirre (E)	0	24	23	13	7	44
1946	Dick Poillon (B)	1	21	21	16	6	45
1947	Dick Poillon (B)	6	41	37	6	4	85
1948	Dick Poillon (B)	3	38	33	7	5	66
1949	Hugh Taylor (E)	9	0	0	0	0	54
1950	Bill Dudley (RB)	3	31	31	0	5	64
1951	Bill Dudley (RB)	3	22	21	13	10	69
1952	Hugh Taylor (E)	12	0	0	0	0	72
1953	Bill Dudley (RB)	0	25	25	22	11	58
1954	Hugh Taylor (E)	8	0	0	0	0	48
1955	Vic Janowicz (RB)	7	31	28	20	6	88
1956	Sam Baker	0	19	16	25	17	67
1957	Sam Baker	1	30	29	23	14	77
1958	Sam Baker	0	25	25	26	13	64
1959	Sam Baker	0	22	21	22	10	54
1960	Bob Khayat	0	19	19	23	15	64
1961	John Aveni	1	23	21	28	5	42
1962	Bobby Mitchell (WR)	12	0	0	0	0	72
1963	Bob Khayat	0	34	33	26	12	69
1964	Jim Martin	0	39	35	26	12	71
1965	Bob Jencks	0	32	29	17	10	59
1966	Charlie Gogolak	0	41	39	32	22	105
1967	Jerry Smith (TE)	12	0	0	0	0	72
1968	Charlie Gogolak	0	31	30	19	9	57
1969	Curt Knight	0	36	35	27	16	83
1970	Curt Knight	0	34	33	27	20	93
1971	Curt Knight	0	27	27	* 49	29	114
1972	Curt Knight	0	42	40	30	14	82
1973	Curt Knight	0	37	37	42	22	103
1974	Mark Moseley	0	30	27	30	18	81
1975	Mark Moseley	0	39	37	24	16	85
1976	Mark Moseley	0	32	31	34	22	97
1977	Mark Moseley	0	19	19	37	21	82
1978	Mark Moseley	0	31	30	30	19	87
1979	Mark Moseley	0	39	39	33	25	114
1980	Mark Moseley	0	30	27	33	18	81
1981	Mark Moseley	0	42	38	30	19	95
1982	Mark Moseley	0	19	16	21	20	76
1983	Mark Moseley	0	* 63	* 62	47	* 33	*#161
1984	Mark Moseley	0	51	48	31	24	120
1985	Mark Moseley	0	33	31	34	22	97
1986	George Rogers (RB)	18	0	0	0	0	108
1987	Ali Haji-Sheikh	0	32	29	19	13	68
1988	Chip Lohmiller	0	41	40	26	19	97
1989	Chip Lohmiller	0	41	41	40	29	128
1990	Chip Lohmiller	0	41	41	40	30	131
1991	Chip Lohmiller	0	56	56	43	31	149
1992	Chip Lohmiller	0	30	30	40	30	120
1993	Chip Lohmiller	0	26	24	28	16	72
1994	Chip Lohmiller	0	32	30	28	20	90
1995	Eddie Murray	0	33	33	36	27	114
1996	Terry Allen (RB)	*21	0	0	0	0	126
1997	Scott Blanton	0	34	34	24	16	82
1998	Cary Blanchard	0	31	30	17	11	63
1999	Brett Conway	0	50	49	32	22	115
2000	Stephen Davis	11	0	0	0	0	66

* NFL Leader ° NFC Leader * Redskin Record# NFL Record

YEARLY INTERCEPTION LEADERS

Year	Player	No	Yards	Avg	LG	TD
1942	Sammy Baugh.....	5	77	15.4	29	0
1943	Sammy Baugh.....	11	112	10.2	23	0
1944	Wilbur Moore.....	5	53	10.6	35	0
1945	Sammy Baugh.....	4	114	28.5	74	0
	Dick Todd.....	4	35	8.7	22	0
	Bob Seymour.....	4	27	7.0	8	0
1946	Steve Bagarus.....	4	66	16.5	41	0
	Dick Todd.....	4	26	6.5	20	0
1947	Tom Farmer.....	6	27	4.5	22	0
1948	Dan Sandifer.....	*13	*258	19.9	54	*2
1949	Dan Sandifer.....	5	82	16.4	59	0
1950	Hall Haynes.....	4	77	19.3	40t	1
	Harry Dawda.....	4	27	6.9	28t	1
1951	Harry Gilmer.....	5	79	17.0	30	0
	Ed Salem.....	5	26	5.2	21	0
1952	Johnny Williams.....	5	97	19.4	38t	1
1953	Don Doll.....	10	102	10.2	28	0
1954	Dick Alban.....	9	81	9.0	27	0
1955	Norb Hecker.....	6	52	8.7	26	0
1956	Norb Hecker.....	8	26	3.3	26	0
1957	Don Shula.....	3	48	16.0	30	0
	Norb Hecker.....	3	39	13.9	22	0
1958	Dick James.....	4	43	10.8	-	0
1959	Dick James.....	3	47	15.7	25	0
1960	Ben Scotti.....	4	76	19.0	30	0
1961	Jim Kerr.....	7	93	13.3	38	0
1962	Claude Crabb.....	6	30	5.0	13	0
1963	Jim Steffen.....	5	140	28.0	78t	1
1964	Paul Krause.....	12	140	11.7	35t	1
1965	Paul Krause.....	6	118	19.7	43	0
	John Sample.....	6	57	9.5	28	0
1966	Brig Owens.....	7	165	23.6	60t	1
1967	Paul Krause.....	8	75	9.4	32	0
1968	Brig Owens.....	8	109	13.6	38	0
1969	Rickie Harris.....	4	81	20.3	47	0
1970	Brig Owens.....	4	86	21.5	32	0
	Mike Bass.....	4	37	9.3	22	0
1971	Mike Bass.....	8	78	9.8	38	1
1972	Chris Hanburger.....	4	98	24.5	41	1
	Pat Fischer.....	4	61	15.3	35	0
1973	Ken Houston.....	6	32	5.3	22	0
1974	Ken Stone.....	5	95	19.0	31	0
1975	Mike Bass.....	4	85	21.3	30	0
	Ken Houston.....	4	33	8.3	19	0
1976	Joe Lavender.....	8	77	9.6	28	0
1977	Ken Houston.....	5	69	13.8	31	0
1978	Jake Scott.....	7	72	10.3	39	0
1979	Lemar Parrish.....	9	65	7.2	23	0
1980	Lemar Parrish.....	7	13	1.9	9	0
1981	Mark Murphy.....	7	68	9.7	29	0
1982	Vernon Dean.....	3	62	20.7	26	0
	Jeris White.....	3	4	1.3	4	0
1983	Mark Murphy.....	9	127	14.1	48	0
1984	Vernon Dean.....	7	114	16.3	36t	*2
1985	Curtis Jordan.....	5	88	17.5	36	0
	Vernon Dean.....	5	8	1.6	8	0
1986	Darrell Green.....	5	9	1.8	7	0
1987	Barry Wilburn.....	9	135	15.0	*100t	1
1988	Barry Wilburn.....	4	24	6.0	14	0
1989	AJ Johnson.....	4	94	23.5	59t	1
	Alvin Walton.....	4	58	14.5	29t	1
	Brian Davis.....	4	40	10.0	15	0
1990	Martin Mayhew.....	7	20	2.9	15	0
1991	Wilber Marshall.....	5	75	15.0	54t	1
	Darrell Green.....	5	47	9.4	24	0
1992	Brad Edwards.....	6	157	26.2	53t	1
1993	Tom Carter.....	6	54	9.0	29	0
1994	Andre Collins.....	4	150	*37.5	92t	*2
1995	Tom Carter.....	4	116	29.0	51t	1
1996	Tom Carter.....	5	24	4.8	24	0
1997	Cris Dishman.....	4	47	11.8	29t	1
1998	Leomont Evans.....	3	77	25.7	54	0
	Darrell Green.....	3	36	12.0	36	0
1999	Matt Stevens.....	6	61	10.2	25	0
2000	Champ Bailey.....	5	48	9.6	48	0

* NFL Leader

* NFC Leader

* Redskin Record

NFL Record

YEARLY PUNTING LEADERS



*Year	Player	No	Avg	Net Avg	Inside 20	LG
1939	Sam Baugh.....	26	38.0			69
1940	• Sam Baugh.....	35	*#51.4			*85
1941	• Sam Baugh.....	30	48.7			75
1942	• Sam Baugh.....	37	46.6			74
1943	• Sam Baugh.....	50	45.9			81
1944	Sam Baugh.....	44	40.6			76
1945	Sam Baugh.....	33	43.3			57
1946	Sam Baugh.....	33	45.1			73
1947	Sam Baugh.....	35	43.7			67
1948	Dick Poillon.....	51	42.2			76
1949	Dick Poillon.....	66	40.9			59
1950	Charlie Justice.....	22	41.3			57
1951	Billy Cox.....	38	40.0			61
1952	Eddie LeBaron.....	51	42.2			63
1953	Eddie LeBaron.....	41	39.3			60
1954	Charlie Justice.....	61	40.3			63
1955	Eddie LeBaron.....	62	41.6			57
1956	Sam Baker.....	59	42.5			56
1957	Sam Baker.....	50	42.8			63
1958	• Sam Baker.....	48	45.2			64
1959	Sam Baker.....	49	45.5			66
1960	Eagle Day.....	59	41.9			56
1961	Sam Horner.....	63	38.2			62
1962	Doug Elmore.....	54	34.4			52
1963	Pat Richter.....	53	41.7			61
1964	Pat Richter.....	*#91	41.2			63
1965	Pat Richter.....	54	43.8			72
1966	Pat Richter.....	68	42.4			60
1967	Pat Richter.....	72	41.3			58
1968	Mike Bragg.....	76	43.3			64
1969	Mike Bragg.....	70	42.2			63
1970	Mike Bragg.....	61	40.9			66
1971	Mike Bragg.....	58	40.5			59
1972	Mike Bragg.....	59	38.5			62
1973	Mike Bragg.....	64	39.8			57
1974	Mike Bragg.....	74	38.1			57
1975	Mike Bragg.....	72	40.6			63
1976	Mike Bragg.....	90	38.9	32.9	15	56
1977	Mike Bragg.....	91	38.5	35.1	*29	56
1978	Mike Bragg.....	*103	39.4	33.9	23	56
1979	Mike Bragg.....	78	38.4	34.1	12	74
1980	Mike Connell.....	85	39.2	33.4	11	57
1981	Mike Connell.....	73	40.0	33.4	13	57
1982	Jeff Hayes.....	51	38.0	33.3	10	58
1983	Jeff Hayes.....	72	38.8	32.6	29	56
1984	Jeff Hayes.....	72	39.4	34.9	11	59
1985	Steve Cox.....	52	41.8	32.4	14	57
1986	Steve Cox.....	75	43.6	35.0	19	71
1987	Steve Cox.....	63	40.8	35.0	14	77
1988	Greg Coleman.....	39	38.6	29.2	8	53
1989	Ralf Mojsiejenko.....	62	43.0	33.3	21	74
1990	Ralf Mojsiejenko.....	43	39.2	34.2	17	53
1991	Kelly Goodburn.....	42	39.8	33.1	16	61
1992	Kelly Goodburn.....	64	39.9	32.7	17	66
1993	Reggie Roby.....	78	44.2	37.2	25	68
1994	Reggie Roby.....	82	44.4	36.1	21	65
1995	Matt Turk.....	74	42.4	37.7	*29	60
1996	Matt Turk.....	*75	45.1	*39.2	25	63
1997	Matt Turk.....	84	45.1	**39.2	32	62
1998	Matt Turk.....	93	44.1	*39.0	*33	69
1999	Matt Turk.....	62	41.4	35.6	16	57
2000	Tommy Barnhandt.....	79	40.0	37.2	23	53

• NFL Leader

° NFC Leader

* Redskin Record

NFL Record

YEARLY PUNT RETURN LEADERS

Year	Player	No	Yards	Avg	LG	TD
1941	Dick Todd	14	238	*17.0	73t	1
1942	Andy Farkas	16	219	13.7	51	0
1943	• Andy Farkas	15	168	11.2	33	0
1944	Frank Seno	10	129	12.9	*60	0
1945	Steve Bagarus	• 21	• 251	11.0	28	0
1946	Steve Bagarus	18	192	10.7	33	0
1947	Eddie Saenz	24	308	12.8	30	0
1948	Dan Sandifer	20	236	11.8	35	0
1949	Dan Sandifer	18	199	11.1	41	0
1950	Bill Dudley	12	185	15.4	**96t	1
1951	Bill Dudley	22	172	7.8	27	0
1952	John Williams	24	366	15.3	74t	**2
1953	John Williams	18	172	9.6	62	0
1954	Joe Scudero	14	53	3.8	25	0
1955	Joe Scudero	25	241	9.6	49t	1
1956	Joe Scudero	10	50	5.0	12	0
1957	• Bert Zagers	14	217	15.5	76t	*2
1958	Joe Scudero	8	27	3.4	8	0
1959	Dick James	21	95	4.5	26	0
1960	Dick James	7	46	6.6	20	0
1961	Dick James	12	90	7.5	18	0
1962	Dick James	19	145	7.6	33	0
1963	• Dick James	16	214	13.4	39	0
1964	Pervis Atkins	13	138	10.6	68	0
1965	Rickie Harris	31	377	12.2	57t	1
1966	Rickie Harris	18	108	6.0	52t	• 1
1967	Rickie Harris	23	208	9.0	51	1
1968	Rickie Harris	19	144	7.6	20	0
1969	Rickie Harris	14	158	11.3	•86t	• 1
1970	Rickie Harris	14	10	0.7	8	0
1971	• Les Duncan	22	233	10.6	33	0
1972	Ted Vactor	17	88	5.2	28	0
1973	Les Duncan	28	228	8.1	18	0
1974	Joe Theismann	15	157	10.5	44	0
1975	Larry Jones	*53	407	7.7	52t	1
1976	• Eddie Brown	48	*646	13.5	•71t	1
1977	Eddie Brown	•57	452	7.9	43	0
1978	Tony Green	42	443	10.5	•80t	1
1979	Buddy Hardeman	24	207	8.6	52	0
1980	Mike Nelms	48	487	10.1	64	0
1981	Mike Nelms	45	492	10.9	75t	•*2
1982	Mike Nelms	32	252	7.9	28	0
1983	Mike Nelms	38	289	7.6	35	0
1984	Mike Nelms	49	428	8.7	46	0
1985	Ken Jenkins	26	272	10.5	28	0
1986	Ken Jenkins	28	270	9.6	30	0
1987	Eric Yarber	37	233	7.4	33	0
1988	Derrick Shepard	12	52	4.3	15	0
1989	Joe Howard-Johnson	21	200	9.5	38	0
1990	Walter Stanley	24	176	7.3	32	0
1991	Brian Mitchell	45	•600	13.3	69t	•*2
1992	Brian Mitchell	29	271	9.3	84t	1
1993	Brian Mitchell	29	193	6.7	48	0
1994	• Brian Mitchell	32	°452	14.1	78t	*2
1995	Brian Mitchell	25	315	12.6	59t	1
1996	Brian Mitchell	23	258	11.2	71	0
1997	Brian Mitchell	38	442	11.6	63t	1
1998	Brian Mitchell	44	506	11.5	47	0
1999	Brian Mitchell	40	332	8.3	33	0
2000	Deion Sanders	25	185	7.4	57	0

* NFL Leader

° NFC Leader

* Redskin Record

NFL Record

YEARLY KICK RETURN LEADERS

Year	Player	No	Yards	Avg	LG	TD
1942	Andy Farkas	4	206	51.5	95t	1
1943	Frank Seno	3	61	20.3	25	0
1944	Andy Farkas	11	229	20.8	35	0
1945	Steve Bagarus	12	325	27.0	55	0
1946	Steve Bagarus	13	332	25.5	51	0
1947	Eddie Saenz	29	797	27.4	94t	2
1948	Dan Sandifer	26	594	22.8	96t	1
1949	Dan Sandifer	24	518	21.6	70	0
1950	Eddie Saenz	12	347	28.9	71	0
1951	Harry Dowda	13	341	26.2	39	0
1952	John Williams	20	486	24.3	48	0
1953	John Williams	9	224	24.9	33	0
1954	Dale Atkeson	24	623	26.0	99t	1
1955	Joe Scudero	25	699	28.0	94t	1
1956	Tom Runnels	17	375	22.0	37	0
1957	Bert Zaggers	15	348	23.2	35	0
1958	Sid Watson	19	443	23.3	47	0
1959	Dick James	23	503	21.9	38	0
1960	Dick James	19	458	24.1	48	0
1961	Dick James	21	617	29.4	48	0
1962	Dick James	32	889	27.8	72	0
1963	Dick James	30	830	27.7	48	0
1964	Billie Clay	19	482	25.4	84	0
1965	Bill Hunter	18	432	24.0	50	0
1966	Fred Mazurek	21	505	24.0	58	0
1967	John Love	17	422	24.8	96t	1
1968	Rickie Harris	23	579	25.2	49	0
1969	Rickie Harris	19	458	24.1	54	0
1970	Ted Vactor	27	700	25.0	51	0
1971	Les Duncan	27	724	26.8	48	0
1972	Les Duncan	15	364	24.3	41	0
1973	Herb Mul-Key	36	1,011	28.1	97t	1
1974	Larry Jones	23	672	29.2	102t	1
1975	Larry Jones	47	1,086	23.1	44	0
1976	Eddie Brown	30	738	24.6	67	0
1977	Eddie Brown	34	852	25.1	60	0
1978	Tony Green	34	870	25.6	99t	1
1979	Buddy Hardeman	19	404	21.3	33	0
1980	Mike Nelms	38	810	21.3	51	0
1981	Mike Nelms	37	1,099	29.7	84	0
1982	Mike Nelms	23	557	24.2	58	0
1983	Mike Nelms	35	802	22.9	41	0
1984	Mike Nelms	42	860	20.5	36	0
1985	Ken Jenkins	41	1,018	24.8	95	0
1986	Ken Jenkins	27	554	20.5	37	0
1987	Keith Griffin	25	478	19.1	54	0
1988	Jamie Morris	21	413	19.7	35	0
1989	Joe Howard-Johnson	21	522	24.9	99t	1
1990	Joe Howard-Johnson	22	427	19.4	35	0
1991	Brian Mitchell	29	583	20.1	35	0
1992	Brian Mitchell	23	492	21.4	47	0
1993	Brian Mitchell	33	578	20.5	68	0
1994	Brian Mitchell	58	1,478	25.5	86	0
1995	Brian Mitchell	55	1,408	25.6	59	0
1996	Brian Mitchell	56	1,258	22.5	50	0
1997	Brian Mitchell	47	1,094	23.3	97t	1
1998	Brian Mitchell	59	1,337	22.7	101t	1
1999	Brian Mitchell	43	893	20.8	45	0
2000	James Thrash	45	1000	22.2	49	0

• NFL Leader

° NFC Leader

* Redskin Record

NFL Record

SCORING

RUSHING

PASSING

YR	OWN-OPP PTS-PTS	OWN-OPP PPG-PPG	OWN-OPP YDS - YDS	OWN-OPP ATT-ATT	OWN-OPP TD-TD	OWN-OPP AVG-AVG	OWN-OPP PCT-PCT	OWN-OPP YDS-YDS	OWN-OPP AVG-AVG	OWN-OPP TD-TD	OWN-OPP IN-IN	
1932	55-79	5.5-7.9	1,249-	304-	4-	4.1-	18.5-	216-	2.3-	1-	15-	
1933	103-97	8.5-8.1	2,260-1,159	467-329	11-6	4.8-3.5	31.1-44.4	514-1,312	4.8-8.1	1-7	25-24	
1934	107-94	8.9-7.8	1,868-1,715	415-418	10-5	4.0-4.1	25.4-28.3	459-682	3.3-4.3	4-4	22-18	
1935	65-123	5.9-11.2	1,265-998	448-404	5-5	2.8-2.5	27.4-40.7	767-928	4.4-5.6	3-8	35-29	
1936	149-110	12.4-9.2	1,454-1,148	435-434	8-3	3.3-2.6	36.0-31.3	1,102-954	5.1-4.8	5-7	23-22	
1937	195-120	17.7-10.9	1,604-1,149	450-352	11-3	3.6-3.3	44.6-38.6	1,316-946	5.9-5.5	11-12	20-17	
1938	148-154	13.5-4.0	1,424-1,231	388-427	10-8	3.7-2.9	46.0-35.0	1,536-943	6.2-4.8	9-9	28-19	
1939	242-94	22.0-8.5	1,693-999	410-412	12-5	4.1-2.4	58.2-37.0	1,795-1,116	8.9-4.6	18-24	18-24	
1940	245-142	22.3-12.9	1,402-1,075	400-362	15-5	3.5-3.0	144-125	1,887-1,782	7.7-6.2	18-11	22-18	
1941	176-174	16.0-15.8	1,097-1,110	406-410	7-16	2.7-2.7	134-103	1,563-1,338	6.0-5.8	11-14	30-23	
1942	152-184	15.21-848	1,521-848	411-367	137-81	3.7-3.3	157-111	1,830-1,093	6.2-5.1	16-5	17-19	
1943	229-137	20.6-9.3	1,069-1,330	320-463	7-10	2.54-1.93	139-77	1,837-1,026	7.2-5.3	24-9	20-26	
1944	169-180	16.9-18.0	904-1,482	342-409	6-15	2.6-3.7	170-84	56.9-44.7	2.02-1.1	1.66	17-19	
1945	209-121	20.9-12.1	1,798-1,003	394-337	15-8	4.3-3.0	146-95	1,838-1,121	8.1-5.4	12-9	11-16	
1946	171-191	15.5-17.4	1,492-1,103	334-271	10-16	3.4-2.7	112-101	50.7-46.8	1.613-1.342	10-10	22-24	
1947	295-367	24.6-30.6	1,343-1,546	384-409	11-18	3.5-3.8	231-146	55.5-51.8	3.336-2.422	8.0-8.6	28-26	
1948	291-287	24.3-23.9	1,603-1,958	434-482	11-17	3.7-4.1	360-289	56.1-46.7	2,861-1,953	7.9-6.8	24-20	
1949	268-339	22.3-28.3	1,579-2,316	407-487	14-23	3.9-4.8	197-148	50.0-46.8	2,816-2,409	7.1-7.6	22-24	
1950	232-326	19.3-27.2	1,773-1,944	410-462	10-17	4.3-4.2	154-145	49.0-44.2	2,093-2,276	6.7-6.9	18-19	
1951	183-296	15.3-24.7	2,151-2,093	547-464	14-20	3.9-4.5	226-295	99-140	43.8-47.4	6.8-7.1	25-18	
1952	240-287	20.0-23.9	1,655-1,817	467-428	10-19	3.5-4.3	286-275	147-121	51.4-44.0	2,127-1,817	7.4-6.6	20-12
1953	208-215	17.3-17.9	1,726-1,886	413-455	10-15	4.2-4.1	1726-350	107-171	38.5-48.9	1,736-1,950	6.2-5.8	12-8
1954	207-432	17.3-36.0	1,626-1,888	427-400	9-20	3.8-4.7	257-387	116-127	45.1-56.1	1,813-3,060	7.1-7.9	15-33
1955	246-222	20.5-18.5	2,000-1,275	478-391	17-8	4.2-3.3	257-340	101-165	39.3-48.5	1,549-2,189	6.0-6.4	21-19
1956	183-225	15.3-18.6	1,743-1,570	501-446	5-15	3.5-3.5	215-240	104-220	48.4-50.0	1,335-1,739	6.2-7.2	11-11
1957	251-230	29.9-19.2	1,873-1,567	500-394	17-11	3.7-4.0	201-262	109-135	54.2-51.5	1,741-2,193	8.7-8.4	11-18
1958	214-268	17.8-22.3	1,977-1,734	480-396	11-13	4.1-4.4	251-300	121-163	48.2-51.0	1,989-2,782	7.9-9.3	14-21
1959	185-350	15.4-29.2	1,964-2,214	422-404	9-19	4.7-5.5	284-319	121-185	42.6-58.0	1,824-2,606	6.4-8.2	13-26
1960	178-309	14.8-25.7	1,313-1,502	315-362	9-9	3.2-4.1	274-321	147-169	53.6-52.8	1,816-2,768	6.6-8.8	9-24
1961	174-392	12.4-28.8	1,072-1,550	361-412	9-10	3.0-3.8	420-409	189-238	45.0-58.2	2,566-3,493	6.1-8.5	12-37
1962	309-398	19.9-28.4	1,088-1,636	371-411	10-12	2.9-4.0	428-412	223-247	52.1-60.0	3,532-3,860	8.3-9.4	27-35
1963	279-398	19.9-28.4	1,289-1,863	344-469	15-12	3.7-4.0	430-417	204-230	47.4-55.2	3,525-3,484	8.2-8.4	17-33
1964	307-305	21.9-21.8	1,237-1,813	366-440	11-20	3.4-4.1	415-406	214-193	51.6-47.5	3,071-2,600	7.4-6.4	28-16
1965	257-301	18.4-21.5	1,037-1,753	354-486	7-16	2.9-3.6	427-318	220-161	51.5-50.6	2,908-2,359	6.8-8.0	20-15
1966	351-355	25.1-25.4	1,377-1,831	356-438	9-19	3.9-4.2	443-411	255-224	57.6-54.5	3,230-3,237	7.3-7.9	28-21
1967	347-353	24.8-25.2	1,247-1,852	345-413	13-19	3.6-4.3	527-468	301-268	57.1-55.8	3,887-3,713	7.4-7.9	31-20
1968	249-358	17.8-25.6	1,164-2,194	360-497	6-18	3.2-4.4	408-359	227-202	55.6-56.3	2,824-2,662	6.9-7.4	23-16

YEAR-BY-YEAR TEAM STATISTICS

YEAR-BY-YEAR TEAM STATISTICS

PASSING

RUSHING

SCORING

YR	SCORING			RUSHING			PASSING			OWN-OPP TD-TD	OWN-OPP AVG-AVG	OWN-OPP TD-TD	OWN-OPP IN-IN
	PTS-PTS	OWN-OPP PPG-PPG	OWN-OPP YDS - YDS	OWN-OPP YDS - YDS	OWN-OPP AVG-AVG	OWN-OPP TD-TD	OWN-OPP ATT-ATT	OWN-OPP COM-COM	OWN-OPP PCT-PCT				
1969	307-319	21.9-22.8	1,532-2,299	377-511	4.1-4.5	11-26	444-369	275-192	61.9-52.0	3,106-2,316	7.0-6.3	22-11	16-16
1970	297-314	21.2-22.4	2,021-2,068	444-468	4.6-4.4	11-19	342-374	203-205	59.4-54.8	2,357-2,434	6.9-6.5	23-14	10-15
1971	276-190	19.7-13.6	1,757-1,396	477-408	3.7-3.4	8-7	334-411	182-191	54.5-46.5	2,391-2,448	7.2-6.0	13-11	15-29
1972	336-218	24.0-15.6	2,082-1,733	513-427	4.1-4.1	17-12	284-367	159-186	56.0-50.7	2,281-2,130	8.0-5.8	21-10	15-17
1973	325-198	23.2-14.1	1,439-1,603	459-480	3.1-3.3	9-8	372-406	209-203	56.2-50.0	2,560-2,531	6.9-6.2	20-12	14-26
1974	320-196	22.9-14.0	1,443-1,439	470-414	3.1-3.5	11-7	413-399	254-197	61.5-49.4	2,978-2,102	7.2-5.3	22-13	11-25
1975	325-276	23.2-19.7	1,752-2,047	444-525	3.9-3.9	9-11	448-389	229-217	51.1-55.8	3,092-2,714	6.9-7.0	28-17	29-18
1976	291-217	20.8-15.5	2,111-2,205	549-555	3.9-4.0	10-12	370-546	187-146	50.4-41.2	2,889-2,241	6.2-6.3	20-11	20-26
1977	196-189	14.0-13.5	1,752-2,039	502-537	3.5-3.8	4-8	383-380	183-167	47.8-43.9	2,284-2,430	6.0-6.4	15-12	16-21
1978	273-283	17.1-17.7	2,082-2,538	537-625	3.9-4.1	10-15	438-409	212-197	48.4-48.2	2,978-2,701	5.3-5.4	17-11	21-22
1979	348-295	21.8-18.4	2,328-2,154	609-541	3.8-4.0	17-21	401-470	235-234	58.6-49.8	2,839-3,339	5.9-5.8	20-18	15-26
1980	261-293	16.3-18.3	2,016-2,524	517-585	3.9-4.3	12-16	486-392	284-187	58.4-47.7	3,171-2,504	5.4-5.0	17-17	18-33
1981	347-349	21.7-21.8	2,157-2,161	532-532	4.1-4.1	19-17	525-452	307-214	58.5-47.3	3,743-3,310	6.3-6.3	19-21	22-24
1982	190-128	21.1-14.2	1,140-946	315-247	3.6-3.8	5-8	253-275	162-146	54.0-53.1	2,068-1,870	6.5-5.3	13-8	9-11
1983	541-332	33.8-20.8	2,625-1,289	629-349	4.2-3.7	30-9	463-570	278-301	60.0-52.2	3,765-4,377	7.1-6.4	29-28	11-34
1984	426-310	26.6-19.4	2,274-1,589	588-390	3.9-4.1	20-13	485-575	286-318	59.0-55.3	3,417-4,301	7.1-7.5	24-25	13-21
1985	297-312	18.6-19.5	2,523-1,734	571-424	4.4-4.4	20-11	512-465	280-239	54.7-51.4	3,243-3,124	5.0-5.3	13-19	21-23
1986	368-296	23.0-18.5	1,732-1,805	474-459	3.7-3.9	23-14	542-532	276-302	50.9-56.8	4,109-3,916	6.8-6.0	22-21	22-19
1987	379-285	25.3-19.0	2,102-1,679	500-441	4.2-3.8	18-10	478-527	247-276	51.7-52.4	3,718-3,767	7.8-7.1	27-19	18-23
1988	345-387	21.6-24.2	1,543-1,745	437-442	3.5-3.9	8-17	592-497	327-261	55.2-52.5	4,339-3,744	7.3-7.5	33-24	25-14
1989	386-308	24.1-19.3	1,904-1,344	514-384	3.7-3.5	14-9	581-530	337-277	60.0-52.3	4,476-3,875	7.7-7.3	24-25	17-27
1990	381-301	23.8-18.8	3,083-1,587	515-382	4.0-4.2	16-8	536-514	301-281	56.2-54.7	3,611-3,483	6.7-6.8	22-21	22-21
1991	485-224	30.3-14.0	2,049-1,346	540-348	3.8-3.9	21-11	447-549	261-292	58.4-53.2	3,771-3,292	8.4-6.0	30-13	11-27
1992	300-255	18.8-15.9	1,727-1,696	489-406	3.6-4.2	10-11	485-466	272-258	51.1-55.4	3,339-3,024	6.9-6.5	15-15	17-23
1993	230-345	14.4-21.6	1,728-2,112	396-513	4.4-4.1	11-14	533-483	287-291	53.8-60.2	2,764-3,584	5.2-7.4	11-24	21-17
1994	320-412	20.0-25.8	1,415-1,975	407-556	3.5-3.6	5-24	546-496	271-300	49.6-60.5	3,524-3,799	6.5-7.7	25-22	27-17
1995	326-359	20.4-22.4	1,956-2,132	469-483	4.2-4.4	15-18	521-546	265-338	50.9-61.9	3,496-3,403	6.7-6.2	16-20	20-16
1996	364-312	22.8-19.5	1,910-2,275	467-520	4.1-4.4	27-20	471-560	270-325	57.3-58.0	3,453-3,655	7.3-6.5	12-12	11-21
1997	327-289	20.4-18.1	1,615-2,212	453-508	3.6-4.4	12-15	547-513	283-267	51.7-52.0	3,383-2,818	5.8-5.1	22-14	22-16
1998	319-421	19.9-23.6	1,685-2,436	401-531	4.2-4.6	15-24	565-493	304-281	53.8-57.0	3,724-3,112	6.6-6.3	24-21	14-13
1999	443-377	27.7-23.6	2,039-1,973	463-439	4.4-4.5	23-16	537-569	324-328	60.3-55.7	4,112-3,953	7.7-6.7	26-23	14-24
2000	281-269	17.6-16.8	1,748-1,853	445-430	3.9-4.3	14-9	561-462	343-254	61.1-55.0	3,648-2,621	7.0-6.3	18-12	21-17

100-YARD RUSHING GAMES

Date	Player	Opp	W/L/T	Att	Yds	TD	Date	Player	Opp	W/L/T	Att	Yds	TD
9/17/89	Gerald Riggs	vs Philadelphia	L	29	221	1	9/20/36	Cliff Battles	@ Philadelphia	W	16	125	2
10/8/33	Cliff Battles	vs New York	W	16	215	1	11/2/97	Terry Allen	@ Chicago	W	20	125	0
12/21/85	George Rogers	@ St. Louis	W	34	206	1	11/1/87	George Rogers	@ Buffalo	W	30	125	0
11/31/88	Timmy Smith	vs Denver	W	22	204	2	11/3/85	George Rogers	@ Atlanta	W	16	124	1
11/21/76	Mike Thomas	@ St. Louis	W	31	195	1	10/27/96	Terry Allen	vs Indianapolis	W	22	124	3
10/29/72	Larry Brown	@ Giants	W	29	191	1	11/12/39	Andy Farkas	@ Brooklyn	W	25	124	3
11/15/59	J. Olszewski	vs Cleveland	L	18	190	1	10/26/75	Mike Thomas	@ Cleveland	W	27	124	1
12/12/99	Stephen Davis	vs Arizona	W	37	189	1	11/5/00	Stephen Davis	@ Arizona	L	30	124	1
1/15/83	John Riggins	vs Minnesota	W	37	185	1	11/10/96	Terry Allen	vs Arizona	L+	31	124	2
11/21/99	Stephen Davis	vs NY Giants	W	33	183	1	11/9/75	Mike Thomas	@ Giants	W	25	123	0
11/1/59	Don Bosseler	@ Philadelphia	L	23	168	2	10/28/51	Rob Goode	@ Philadelphia	W	27	123	1
10/21/45	Frank Akins	vs Philadelphia	W	24	168	2	1/8/84	John Riggins	vs San Fran.	W	36	123	2
11/1/42	Andy Farkas	vs Philadelphia	W	24	166	1	11/14/99	Stephen Davis	@ Philadelphia	L	25	122	2
1/30/83	John Riggins	vs Miami	W	38	166	1	11/6/32	Oran Pape	vs Staten Is.	W	4	122	1
10/19/58	J. Olszewski	vs Green Bay	W	21	165	1	10/21/34	Cliff Battles	vs Philadelphia	W	6	122	1
12/5/37	Cliff Battles	@ New York	W	25	165	2	12/17/83	John Riggins	vs Giants	W	30	122	1
10/14/84	John Riggins	vs Dallas	W	32	165	0	9/28/97	Terry Allen	vs Jacksonville	W	36	122	0
11/3/85	Keith Griffin	@ Atlanta	W	16	164	2	12/9/90	Earnest Byner	vs Chicago	W	28	121	0
12/2/90	Earnest Byner	vs Miami	W	32	157	3	10/1/95	Terry Allen	vs Dallas	W	30	121	1
9/19/93	Reggie Brooks	@ Philadelphia	L	22	154	1	11/8/53	Charley Justice	vs Cardinals	W	15	120	0
12/22/90	Earnest Byner	@ Indianapolis	L	31	154	0	10/21/79	John Riggins	vs Philadelphia	W	19	120	0
12/17/88	Jamie Morris	@ Cincinnati	L	45	152	0	9/20/92	Earnest Byner	vs Detroit	W	30	120	1
12/16/79	John Riggins	@ Dallas	L	22	151	2	12/10/95	Terry Allen	@ NY Giants	L	30	120	1
12/9/45	Frank Akins	vs New York	W	23	150	1	12/24/00	Stephen Davis	vs Arizona	W	27	120	0
10/17/71	Larry Brown	vs St. Louis	W	25	150	0	1/8/00	Stephen Davis	vs Detroit	W	15	119	2
12/16/73	Larry Brown	@ Philadelphia	W	26	150	1	11/22/70	Larry Brown	vs Dallas	L	22	119	0
12/8/85	George Rogers	@ Philadelphia	W	36	150	1	1/8/83	John Riggins	vs Detroit	W	25	119	0
12/15/90	Earnest Byner	@ New England	W	39	149	1	1/1/84	John Riggins	vs Rams	W	25	119	3
11/25/51	Rob Goode	vs Los Angeles	W	23	148	2	10/9/88	Kelvin Bryant	@ Dallas	W	23	118	1
9/24/72	Larry Brown	vs St. Louis	W	26	148	0	10/19/86	George Rogers	vs St. Louis	W	30	118	1
10/23/83	J. Washington	vs Detroit	W	22	147	0	11/10/46	Dick Todd	vs Boston	W	14	117	2
12/17/61	Dick James	vs Dallas	W	27	146	3	11/1/93	Reggie Brooks	@ Buffalo	L	24	117	1
9/15/96	Terry Allen	@ NY Giants	W	27	146	1	9/6/93	Brian Mitchell	vs Dallas	W	21	116	2
12/7/58	Don Bosseler	vs Pittsburgh	L	25	145	2	12/8/91	Earnest Byner	@ Phoenix	W	25	116	0
10/30/32	Cliff Battles	vs Bears	T	24	144	0	11/18/90	Earnest Byner	vs New Orleans	W	26	116	0
11/8/81	Joe Washington	vs Detroit	W	27	144	2	10/4/33	Cliff Battles	@ Pittsburgh	W	13	115	1
10/31/99	Stephen Davis	vs Chicago	W	12	143	2	10/9/83	John Riggins	@ St. Louis	W	22	115	3
9/19/76	Mike Thomas	vs Seattle	W	27	143	1	10/7/79	John Riggins	@ Philadelphia	L	23	115	1
8/31/97	Terry Allen	@ Carolina	W	25	141	2	9/28/86	George Rogers	vs Seattle	W	25	115	2
10/1/00	Stephen Davis	vs Tampa Bay	W	28	141	1	12/22/73	Larry Brown	@ Minnesota	L	29	115	1
10/23/88	Kelvin Bryant	@ Green Bay	W	27	140	0	12/28/86	George Rogers	vs Rams	W	29	115	1
9/23/84	John Riggins	@ New England	W	33	140	1	9/27/70	Larry Brown	@ St. Louis	L	17	114	1
1/22/83	John Riggins	vs Dallas	W	36	140	2	9/24/78	John Riggins	vs Jets	W	21	114	0
11/29/70	Larry Brown	vs Giants	L	17	139	0	10/13/85	John Riggins	vs Detroit	W	21	114	3
12/7/69	Larry Brown	@ Philadelphia	W	19	138	1	10/22/00	Stephen Davis	@ Jacksonville	W	24	114	2
10/18/59	Don Bosseler	vs Pittsburgh	L	18	136	0	11/11/84	Keith Griffin	vs Detroit	W	32	114	0
12/14/47	Jim Castiglia	vs Boston	W	19	136	2	10/31/71	Larry Brown	vs New Orleans	W	20	113	0
11/27/55	Leo Eller	@ Pittsburgh	W	19	136	2	10/1/72	Larry Brown	@ New England	L	20	113	0
11/9/58	J. Olszewski	vs Cardinals	W	19	136	1	11/3/91	Earnest Byner	vs Houston	W	21	112	1
10/19/87	Lionel Vital	@ Dallas	W	26	136	0	10/27/85	John Riggins	@ Cleveland	W	30	112	1
9/19/82	John Riggins	@ Tampa Bay	W	34	136	0	10/3/71	C. Haraway	@ Dallas	W	18	111	1
12/21/80	B. Hammond	@ St. Louis	W	17	135	0	9/1/96	Terry Allen	vs Philadelphia	L	20	111	2
10/17/37	Cliff Battles	vs Pittsburgh	W	18	135	3	12/9/84	John Riggins	@ Dallas	W	24	111	1
10/13/91	Ricky Ervins	vs Cleveland	W	13	133	2	9/11/89	Gerald Riggs	vs Giants	L	24	111	0
9/3/00	Stephen Davis	vs Carolina	W	23	133	1	10/1/67	Bobby Mitchell	vs Giants	W	21	110	1
12/6/87	George Rogers	@ St. Louis	W	29	133	1	10/25/70	Larry Brown	vs Cincinnati	W	22	110	0
9/11/38	Max Krause	@ Philadelphia	W	6	132	2	10/15/72	Larry Brown	@ St. Louis	W	23	110	0
10/28/33	Jim Musick	vs Pittsburgh	L	21	132	0	10/22/95	Terry Allen	vs Detroit	W	24	110	2
11/19/33	Jim Musick	vs Green Bay	W	21	132	2	10/4/70	Larry Brown	@ Philadelphia	W	27	110	1
10/10/37	Cliff Battles	vs Philadelphia	L	26	132	0	10/5/86	George Rogers	@ New Orleans	W	31	110	1
9/3/95	Terry Allen	vs Arizona	W	26	131	0	9/12/99	Stephen Davis	vs Dallas	L	24	109	2
11/3/35	Bill Shepherd	vs Philadelphia	L	19	129	1	1/2/93	Brian Mitchell	@ Minnesota	W	16	109	1
12/5/71	Larry Brown	vs Giants	W	25	129	2	9/15/91	Earnest Byner	vs Phoenix	W	23	109	1
12/5/93	Reggie Brooks	@ Tampa Bay	W	20	128	1	9/17/78	John Riggins	@ St. Louis	W	16	108	0
11/23/80	W. Jackson	@ Dallas	L	21	128	1	11/18/51	Rob Goode	@ Pittsburgh	W	22	108	2
10/11/87	Lionel Vital	@ Giants	W	27	128	1	12/9/51	Rob Goode	@ Cardinals	W	23	108	1
9/19/99	Stephen Davis	@ NY Giants	W	23	128	3	11/6/49	Pete Stout	vs Pittsburgh	W	7	107	2
10/23/38	Andy Farkas	vs Philadelphia	W	21	126	2	11/22/73	C. Haraway	@ Detroit	W	18	107	0
10/11/81	John Riggins	@ Chicago	W	23	126	2	12/16/51	Rob Goode	vs Pittsburgh	L	22	107	0

100-YARD RUSHING GAMES

Date	Player	Opp	W/L/T	Att	Yds	TD
9/18/88	Timmy Smith	vs Philadelphia	W	31	107	1
11/14/76	Mike Thomas	@ Giants	L	24	106	0
11/12/72	Larry Brown	vs Giants	W	30	106	2
10/19/69	Larry Brown	vs Giants	W	17	105	0
9/18/72	Larry Brown	@ Minnesota	W	21	105	1
11/7/93	Reggie Brooks	vs Indianapolis	W	21	105	0
10/13/80	Wilbur Jackson	@ Denver	L	12	104	1
12/11/55	Jim Monachino	vs Pittsburgh	W	15	104	0
10/21/51	Rob Goode	vs Cardinals	W	18	104	0
12/5/76	John Riggins	@ Jets	W	19	104	1
9/7/86	George Rogers	vs Philadelphia	W	20	104	1
9/20/81	W. Jackson	@ St. Louis	L	22	104	0
1/4/92	Ricky Ervins	vs Atlanta	W	23	104	1
11/17/86	George Rogers	vs San Fran.	W	24	104	1
10/7/85	George Rogers	vs St. Louis	W	25	104	0
9/30/84	John Riggins	vs Philadelphia	W	28	104	1
10/7/85	John Riggins	vs St. Louis	W	17	103	0
10/24/37	Cliff Battles	@ Philadelphia	W	34	103	0
9/24/50	Rob Goode	@ Green Bay	L	8	102	1
12/15/74	Duane Thomas	vs Chicago	W	8	102	1
11/23/69	Larry Brown	vs Atlanta	W	23	102	1
10/29/50	Bill Dudley	@ Philadelphia	L	11	101	0
9/29/96	Terry Allen	vs NY Jets	W	20	101	2
10/11/70	Larry Brown	vs Detroit	W	22	101	1
9/9/91	Earnest Byner	@ Dallas	W	22	101	0

Date	Player	Opp	W/L/T	Att	Yds	TD
12/24/72	Larry Brown	vs Green Bay	W	25	101	0
11/21/54	Billy Wells	@ Cardinals	L	6	100	1
10/8/89	Earnest Byner	vs Phoenix	W	14	100	0
12/2/51	Rob Goode	vs Philadelphia	L	16	100	2
10/13/75	Mike Thomas	vs St. Louis	W	18	100	2
9/5/88	Timmy Smith	@ Giants	L	20	100	0
12/6/92	Earnest Byner	@ Giants	W	20	100	2
9/24/89	Jamie Morris	@ Dallas	W	26	100	1
9/11/83	John Riggins	@ Philadelphia	W	27	100	1
11/5/84	John Riggins	vs Atlanta	W	32	100	2

100-YARD RUSHING GAMES: 173 total, (including post-season, by 41 players): John Riggins (25); Larry Brown (21); Terry Allen (12); Stephen Davis (12); George Rogers (12); Earnest Byner (12); Cliff Battles (9); Rob Goode (8); Mike Thomas (6); Reggie Brooks (4); Andy Farkas (3); Johnny Olszewski (3); Timmy Smith (3); Wilbur Jackson (3); Don Bosseler (3); Jim Musik (3); Joe Washington (2); Keith Griffin (2); Charley Haraway (2); Jamie Morris (2); Gerald Riggs (2); Lionel Vital (2); Kelvin Bryant (2); Brian Mitchell (2); Ricky Ervins (2); Frank Akins (2); Bobby Mitchell (1); Bill Dudley (1); Bill Shepherd (1); Oran Pape (1); Max Krause (1); Dick Todd (1); Duane Thomas (1); Sammy Hammon (1); Dick James (1); Jim Castiglia (1); Pete Slout (1); Charley Justice (1); William Wells (1); Leo Elter (1); Jim Monachino (1).

300-YARD PASSING GAMES

Date	Player	Opp	W/L/T/Att-Cmp-Yds-TD-Int
12/26/99	Brad Johnson	@ San Fran.	W 47-32-471-2-1
10/31/48	Sammy Baugh	vs Boston	W 24-17-446-4-0
11/10/91	Mark Rypien	vs Atlanta	W 31-16-442-6-0
9/11/88	Doug Williams	vs Pittsburgh	W 52-30-430-2-1
11/17/63	Norm Snead	vs Pittsburgh	L 40-23-424-2-2
10/27/86	Jay Schroeder	@ Giants	L 40-22-420-1-2
11/26/67	Sonny Jurgensen	@ Cleveland	L 50-32-418-3-1
10/2/83	Joe Theismann	vs Raiders	W 39-23-417-3-0
11/28/65	Sonny Jurgensen	vs Dallas	W 43-26-411-3-2
11/26/69	Mark Rypien	vs Chicago	W 47-30-401-4-1
10/17/83	Joe Theismann	@ Green Bay	L 39-27-398-2-0
9/20/81	Joe Theismann	@ St. Louis	L 37-25-388-4-1
10/11/64	Sonny Jurgensen	vs Phila.	W 33-22-385-5-2
9/20/98	Trent Green	@ Seahawks	L 54-27-383-2-2
9/12/99	Brad Johnson	vs Dallas	L 33-20-382-2-0
9/12/82	Joe Theismann	@ Phila.	W 39-28-382-3-1
11/22/98	Trent Green	vs Cardinals	L 49-30-382-4-1
9/18/94	John Friesz	@ Giants	L 50-32-381-2-2
11/2/86	Jay Schroeder	vs Minnesota	W 47-24-378-2-1
10/31/43	Sammy Baugh	@ Brooklyn	W 28-16-376-6-3
12/3/67	Sonny Jurgensen	vs Phila.	T 50-30-366-4-2
9/28/47	Sammy Baugh	@ Phila.	L 34-21-364-5-2
10/29/89	Mark Rypien	@ Raiders	L 53-27-364-1-3
11/4/90	Jeff Rutledge	@ Detroit	W 42-30-363-1-0
1/29/41	Mark Rypien	@ San Fran.	L 48-27-361-1-3
11/23/47	Sammy Baugh	vs Cardinals	W 33-25-355-6-2
12/12/48	Sammy Baugh	@ New York	W 42-25-354-3-3
12/8/62	Norm Snead	@ Baltimore	L 31-18-350-3-3
9/11/89	Mark Rypien	vs Giants	L 32-22-349-2-1
12/1/85	Jay Schroeder	vs San Fran.	L 58-30-348-0-2
11/13/66	Sonny Jurgensen	vs Dallas	L 46-26-347-3-0
12/22/96	Gus Frototte	vs Cowboys	W 31-22-346-0-1
10/28/62	Norm Snead	@ Giants	L 40-17-346-4-3
10/29/95	Gus Frototte	vs Giants	L 44-24-345-0-4
12/14/47	Sammy Baugh	vs Boston	W 41-25-343-3-1
9/21/86	Jay Schroeder	@ San Diego	W 36-16-341-1-0
1/31/88	Doug Williams	vs Denver	W 29-18-340-4-1
12/13/81	Joe Theismann	vs Baltimore	W 36-23-339-2-1

Date	Player	Opp	W/L/T/Att-Cmp-Yds-TD-Int
11/2/69	Sonny Jurgensen	@ Baltimore	L 38-28-339-2-1
11/16/89	Sonny Jurgensen	vs Dallas	L 35-24-338-4-4
10/3/99	Brad Johnson	vs Carolina	W 33-20-337-4-0
10/4/87	Ed Rubbert	vs St. Louis	W 24-14-334-3-1
10/22/67	Sonny Jurgensen	@ Rams	T 41-18-334-4-0
10/8/89	Mark Rypien	vs Phoenix	W 42-23-333-3-1
12/1/63	Norm Snead	vs Baltimore	L 38-18-332-1-3
9/10/84	Joe Theismann	@ San Fran.	L 43-24-331-2-0
11/29/87	Jay Schroeder	vs Giants	W 46-28-331-3-2
10/15/67	Sonny Jurgensen	@ Atlanta	T 41-28-326-3-2
11/17/91	Mark Rypien	@ Pittsburgh	W 28-21-325-0-2
11/23/86	Jay Schroeder	vs Dallas	W 31-16-325-2-1
9/5/83	Joe Theismann	vs Dallas	L 38-28-325-2-1
9/17/67	Sonny Jurgensen	@ Phila.	L 46-25-324-1-0
10/31/83	Joe Theismann	@ San Diego	W 46-25-324-1-1
12/7/75	Billy Kilmer	@ Atlanta	W 38-25-320-3-1
11/29/64	Sonny Jurgensen	vs Giants	W 43-24-319-4-0
9/13/81	Joe Theismann	vs Giants	L 48-27-318-1-1
11/14/99	Brad Johnson	@ Philadelphia	L 33-18-313-2-3
11/25/84	Joe Theismann	vs Buffalo	W 31-16-311-2-1
11/18/90	Mark Rypien	vs N.Orleans	W 38-26-311-4-0
10/20/63	Norm Snead	@ Pittsburgh	L 28-13-309-1-3
9/26/71	Billy Kilmer	@ Giants	W 32-23-309-2-0
12/7/86	Jay Schroeder	vs Giants	L 51-28-309-1-6
12/11/66	Sonny Jurgensen	@ Dallas	W 33-18-308-3-1
11/23/87	Doug Williams	vs Rams	L 46-24-308-2-1
12/11/49	Sammy Baugh	@ Rams	L 48-29-308-3-2
10/19/80	Joe Theismann	vs St. Louis	W 31-11-307-2-1
11/22/64	Sonny Jurgensen	vs Dallas	W 33-20-307-1-1
11/9/80	Joe Theismann	@ Chicago	L 34-24-305-2-2
10/16/88	Mark Rypien	vs Phoenix	W 27-15-303-4-1
10/13/74	Sonny Jurgensen	vs Miami	W 39-26-303-2-3
9/25/88	Mark Rypien	@ Phoenix	L 41-26-303-3-1
1/1/84	Joe Theismann	vs Rams	W 23-18-302-2-0
11/7/76	Joe Theismann	@ San Fran.	W 32-20-302-3-2
12/10/89	Mark Rypien	vs San Diego	W 39-23-302-2-1
11/2/75	Billy Kilmer	vs Dallas	W 39-21-301-3-4
11/23/69	Sonny Jurgensen	vs Atlanta	W 32-26-300-2-1

100-YARD RECEIVING GAMES

Date	Player	Opp	W/L/T	No	Yds	TD	Date	Player	Opp	W/L/T	No	Yds	TD
10/4/87	Anthony Allen	vs St. Louis	W	7	255	3	9/11/89	Ricky Sanders	vs Giants	L	6	143	1
10/27/86	Gary Clark	@ Giants	L	11	241	1	10/26/47	Eddie Saenz	vs Bears	L	9	143	1
12/15/85	Art Monk	vs Cincinnati	W	13	230	1	10/4/58	John Carson	@ Cardinals	L	8	142	1
11/17/83	Bobby Mitchell	vs Pittsburgh	L	11	218	2	9/24/50	H. Livingston	@ Green Bay	L	4	141	2
10/31/43	Wilbur Moore	@ Brooklyn	W	7	213	2	10/2/88	Ricky Sanders	vs Giants	L	7	141	2
9/28/47	Hugh Taylor	@ Philadelphia	L	8	212	3	10/7/84	Art Monk	@ Indianapolis	W	8	141	3
10/22/00	Albert Connell	@ Jacksonville	W	7	211	3	12/16/62	Dick James	vs Pittsburgh	L	5	140	2
11/10/91	Gary Clark	vs Atlanta	W	4	203	3	11/20/83	Charlie Brown	@ Rams	W	8	140	1
9/10/84	Art Monk	@ San Fran.	L	10	200	0	10/3/99	M. Westbrook	vs Carolina	W	8	140	2
11/7/76	Frank Grant	@ San Fran.	W	11	200	0	11/2/52	Hugh Taylor	vs Pittsburgh	L	4	139	1
11/13/66	Charley Taylor	vs Dallas	L	11	199	2	11/28/85	Charley Taylor	vs Dallas	W	7	139	1
12/8/63	Bobby Mitchell	@ Giants	L	8	197	1	10/10/76	Frank Grant	vs Kansas City	L	8	138	1
9/18/94	Henry Ellard	@ Giants	L	10	197	1	9/12/99	Albert Connell	vs Dallas	L	4	137	1
12/7/52	Hugh Taylor	@ Giants	W	6	196	3	1/8/84	Charlie Brown	vs San Fran.	W	5	137	1
12/12/48	Hugh Taylor	@ Giants	W	9	194	2	12/18/66	Jerry Smith	vs Philadelphia	L	7	137	2
1/31/88	Ricky Sanders	vs Denver	W	9	193	2	12/13/71	Roy Jefferson	@ Los Angeles	W	8	137	2
10/20/85	Gary Clark	@ Giants	L	11	193	0	10/9/49	Hugh Taylor	vs Giants	L	4	136	2
12/11/94	Henry Ellard	@ Arizona	L	8	191	1	12/16/84	Art Monk	vs St. Louis	W	11	136	2
12/13/87	Gary Clark	vs Dallas	W	9	187	1	12/7/75	Frank Grant	@ Atlanta	W	5	135	1
10/11/84	Bobby Mitchell	vs Philadelphia	W	12	183	2	9/16/62	Bobby Mitchell	@ Dallas	T	6	135	2
10/2/83	Charlie Brown	vs Raiders	W	11	180	1	10/29/95	Leslie Shepherd	vs NY Giants	L	7	135	0
9/21/86	Art Monk	@ San Diego	W	7	174	0	11/22/98	M. Westbrook	vs Arizona	L	10	135	3
10/20/63	Bobby Mitchell	@ Pittsburgh	L	4	173	0	10/3/99	Albert Connell	vs Carolina	W	5	134	2
1/1/84	Charlie Brown	vs Rams	W	6	171	0	10/1/72	Charley Taylor	@ New England	L	7	134	2
9/24/61	Fred Dugan	@ Philadelphia	L	6	168	1	9/12/82	Art Monk	@ Philadelphia	W	8	134	1
11/19/61	Bill Anderson	@ Dallas	T	10	168	0	9/30/79	Danny Buggs	@ Atlanta	W	10	134	0
11/4/90	Art Monk	@ Detroit	W	13	168	0	9/20/98	M. Westbrook	@ Seattle	L	7	132	2
12/17/89	Ricky Sanders	@ Atlanta	W	7	167	0	11/4/90	Gary Clark	@ Detroit	W	8	132	1
11/10/91	Art Monk	vs Atlanta	W	7	164	2	9/23/73	Charley Taylor	@ St. Louis	L	9	132	1
10/10/65	Bobby Mitchell	vs St. Louis	L	8	164	1	11/4/90	Ricky Sanders	@ Detroit	W	11	132	0
12/26/87	Ricky Sanders	@ Minnesota	W	8	164	2	12/17/89	Art Monk	@ Atlanta	W	6	131	2
1/12/91	Art Monk	@ San Fran.	L	10	163	1	11/18/90	Gary Clark	vs New Orleans	W	8	131	2
9/25/94	Henry Ellard	vs Atlanta	L	6	162	1	12/6/87	Gary Clark	@ St. Louis	W	5	130	1
10/28/45	Steve Bagnarou	@ Giants	W	8	162	0	12/4/94	D. Howard	@ Tampa Bay	L	5	130	1
9/30/90	Gary Clark	@ Phoenix	W	8	162	2	9/26/48	Harold Crisler	vs Pittsburgh	W	6	130	0
12/12/37	Wayne Milner	@ Bears	W	9	160	2	11/18/85	Art Monk	vs Giants	W	7	130	0
9/12/99	M. Westbrook	vs Dallas	L	5	159	1	11/17/91	Art Monk	@ Pittsburgh	W	8	130	1
10/31/48	Dick Todd	vs Boston	W	5	158	2	12/7/86	Kevin Bryant	vs Giants	L	13	130	1
10/28/62	Bobby Mitchell	@ Giants	L	5	158	2	12/15/91	Gary Clark	vs Giants	W	3	129	2
10/14/62	Bobby Mitchell	@ St. Louis	T	7	158	1	12/13/86	Art Monk	@ Denver	L	6	129	1
10/29/89	Ricky Sanders	@ Raiders	L	12	158	1	9/20/81	Art Monk	@ St. Louis	L	4	128	1
12/26/82	Charlie Brown	@ New Orleans	W	4	156	2	12/4/88	Ricky Sanders	@ Philadelphia	W	10	128	1
11/16/69	Charley Taylor	vs Dallas	L	6	155	1	11/10/40	Dick Todd	@ Brooklyn	L	7	126	0
11/10/74	Charley Taylor	@ Philadelphia	W	9	155	1	11/24/96	M. Westbrook	vs San Fran.	L	7	126	0
9/17/89	Gary Clark	vs Philadelphia	L	4	153	2	11/11/87	Art Monk	@ Giants	L	8	126	0
10/21/73	Charley Taylor	vs St. Louis	W	7	153	1	9/26/71	Charley Taylor	@ Giants	W	6	125	2
11/14/99	M. Westbrook	@ Philadelphia	L	4	152	1	10/24/71	Charley Taylor	@ Kansas City	L	7	125	2
11/23/86	Gary Clark	vs Dallas	W	8	152	1	12/26/99	M. Westbrook	@ San Francisco	W	7	125	1
10/13/96	Henry Ellard	@ N. England	W	8	152	1	11/23/97	M. Westbrook	vs NY Giants	T	9	125	0
11/26/89	Art Monk	vs Chicago	W	9	152	2	11/28/82	Charlie Brown	vs Philadelphia	W	3	124	1
9/17/50	Hugh Taylor	@ Baltimore	W	5	150	3	11/27/66	Charley Taylor	vs Giants	W	6	124	2
10/2/66	Bobby Mitchell	vs Pittsburgh	W	6	150	2	10/11/70	Charley Taylor	vs Detroit	W	6	124	2
12/1/85	Art Monk	vs San Fran.	L	8	150	0	11/9/80	Art Monk	@ Chicago	L	8	124	0
12/23/89	Gary Clark	@ Seattle	W	9	149	1	11/26/89	Gary Clark	vs Chicago	W	8	124	1
10/22/67	Charley Taylor	@ Los Angeles	T	3	148	1	9/6/81	Joe Washington	vs Dallas	L	10	124	1
12/13/81	Art Monk	vs Baltimore	W	7	148	1	9/27/59	Bill Anderson	@ Cardinals	L	6	123	0
9/30/62	Bobby Mitchell	vs St. Louis	W	7	147	2	11/2/86	Gary Clark	vs Minnesota	W	6	123	1
11/27/83	Charlie Brown	vs Philadelphia	W	7	147	1	9/27/81	Terry Metcalf	@ Philadelphia	L	8	123	0
10/21/62	Bobby Mitchell	@ Philadelphia	W	8	147	2	11/26/67	Charley Taylor	@ Cleveland	L	11	123	2
12/31/72	Charley Taylor	vs Dallas	W	7	146	2	12/8/62	Leroy Jackson	@ Baltimore	L	3	122	1
11/19/39	Andy Farkas	vs Cardinals	W	3	145	2	9/15/63	Bobby Mitchell	@ Cleveland	L	4	122	1
12/11/66	Charley Taylor	@ Dallas	W	4	145	1	9/24/00	Albert Connell	@ Dallas	W	4	122	0
9/11/88	Ricky Sanders	vs Pittsburgh	W	5	145	1	12/30/84	Art Monk	vs Chicago	L	10	122	0
11/8/81	Virgil Seay	vs Detroit	W	8	145	0	10/22/50	Hugh Taylor	vs Cardinals	L	4	121	3
10/29/89	Gary Clark	@ Raiders	L	8	145	1	9/15/68	Gerry Allen	@ Chicago	W	4	121	1
12/3/67	Jerry Smith	vs Philadelphia	T	9	145	2	10/10/43	Wilbur Moore	vs Brooklyn	W	5	121	2
9/21/86	Gary Clark	@ San Diego	W	6	144	1	11/26/00	James Thrash	vs Philadelphia	L	5	121	1
10/30/49	Harold Crisler	@ NY Bulldogs	T	8	144	0	11/9/58	Jim Pootley	vs Cardinals	W	5	121	2
9/17/67	Charley Taylor	@ Philadelphia	L	8	144	0	11/13/88	Craig McEwen	vs Chicago	L	3	120	0

100-YARD RECEIVING GAMES

Date	Player	Opp	W/L/T	No	Yds	TD	Date	Player	Opp	W/L/T	No	Yds	TD
12/13/70	Jon Henderson	vs Philadelphia	W	6	120	1	9/1/91	Gary Clark	vs Detroit	W	6	107	1
12/17/88	Ricky Sanders	@ Cincinnati	L	6	120	1	12/8/62	Bobby Mitchell	@ Baltimore	L	7	107	0
10/8/61	Fred Dugan	@ Cleveland	L	7	120	0	11/20/94	D. Howard	@ Dallas	L	7	107	1
12/15/74	Frank Grant	vs Chicago	W	4	119	0	11/22/98	Leslie Shepherd	vs Arizona	L	7	107	1
11/19/78	J. McDaniel	vs St. Louis	L	4	119	1	10/4/59	Bill Anderson	@ Pittsburgh	W	3	106	1
11/14/48	Harold Crisler	vs Detroit	W	5	119	0	11/3/40	James Johnston	vs Pittsburgh	W	4	106	2
11/8/87	Gary Clark	@ Philadelphia	L	5	119	1	11/2/58	Joe Walton	@ Pittsburgh	L	4	106	1
10/20/96	Henry Ellard	vs NY Giants	W	5	119	0	10/4/92	Gary Clark	@ Phoenix	L	4	106	0
12/11/83	Art Monk	@ Dallas	W	6	119	1	12/12/54	Hugh Taylor	vs Cardinals	W	5	106	3
9/18/66	Bobby Mitchell	@ St. Louis	L	9	119	1	9/28/75	Roy Jefferson	vs Giants	W	5	106	2
12/7/47	Eddie Saenz	@ Giants	L	7	118	1	12/26/99	Albert Connell	@ San Francisco	W	5	106	0
10/16/49	Harold Crisler	vs NY Bulldogs	W	7	118	3	11/26/67	Bobby Mitchell	@ Cleveland	L	6	106	1
12/12/65	Bobby Mitchell	vs Giants	L	8	118	1	11/3/85	Art Monk	@ Atlanta	W	6	106	1
12/21/85	Gary Clark	@ St. Louis	W	8	118	1	10/1/67	Charley Taylor	vs Giants	W	7	106	0
12/7/80	C. Harmon	vs San Diego	W	12	118	0	9/20/81	R. Thompson	@ St. Louis	L	7	106	2
10/29/44	Joe Aguirre	vs Card-Pitt	W	3	117	2	10/31/83	Art Monk	@ San Diego	W	7	106	0
11/25/62	Dick James	vs Giants	L	5	117	2	9/16/90	Gary Clark	@ San Fran.	L	7	106	0
9/24/37	Wayne Millner	vs Cardinals	L	7	117	0	10/13/91	Art Monk	vs Cleveland	W	7	106	1
11/29/64	P. Carpenter	vs Giants	W	7	117	1	12/14/58	Bill Anderson	vs Philadelphia	W	3	105	1
11/28/68	Jerry Smith	@ Dallas	L	6	116	1	10/9/66	Charley Taylor	vs Atlanta	W	3	105	1
12/13/98	Albert Connell	@ Carolina	W	8	116	1	12/16/73	Larry Brown	vs Philadelphia	W	3	105	3
12/1/85	Gary Clark	vs San Fran.	L	10	116	0	10/17/83	Art Monk	@ Green Bay	L	5	105	0
9/13/64	Bobby Mitchell	vs Cleveland	L	4	115	0	11/27/75	Frank Grant	vs Dallas	W	6	105	1
11/29/84	C. Muhammad	@ Minnesota	W	5	115	1	11/11/84	C. Muhammad	vs Detroit	W	7	105	0
11/17/68	Charley Taylor	vs Dallas	L	5	114	2	9/4/94	Henry Ellard	vs Seattle	L	7	105	0
10/15/67	Bobby Mitchell	@ Atlanta	T	6	114	1	10/13/57	Jim Podoley	vs Dallas	L	3	104	1
9/24/69	Art Monk	@ Dallas	W	6	114	0	12/11/88	Terry Orr	vs Giants	L	3	104	1
1/26/92	Gary Clark	vs Buffalo	W	7	114	1	9/27/98	M. Westbrook	vs Denver	L	3	104	1
12/20/92	Ricky Sanders	@ Philadelphia	L	7	114	1	10/28/84	Art Monk	@ Giants	L	4	104	0
12/2/62	Bobby Mitchell	vs Philadelphia	L	8	114	0	10/6/57	John Carson	@ Cardinals	W	5	104	1
10/2/53	Hugh Taylor	@ Philadelphia	T	4	113	2	10/14/84	C. Muhammad	vs Dallas	W	5	104	1
11/8/64	Bobby Mitchell	@ Cleveland	L	7	113	2	12/13/81	Virgil Seay	vs Baltimore	W	7	104	1
1/26/92	Art Monk	vs Buffalo	W	7	113	0	10/4/70	Jerry Smith	@ Philadelphia	W	8	104	1
11/30/47	B. Nussbaumer	@ Boston	L	8	113	1	11/25/84	Art Monk	vs Buffalo	W	11	104	1
10/15/39	Andy Farkas	vs Pittsburgh	W	3	112	1	10/31/48	T. Farmer	vs Boston	W	5	103	0
10/13/63	Bobby Mitchell	vs Philadelphia	L	3	112	2	11/12/67	Bobby Mitchell	vs San Fran.	W	5	103	0
10/22/95	Henry Ellard	vs Detroit	W	6	112	1	11/10/85	Art Monk	vs Dallas	L	5	103	0
11/29/87	Gary Clark	vs Giants	W	7	112	1	9/28/86	Art Monk	vs Seattle	W	5	103	0
10/19/52	Hugh Taylor	@ Pittsburgh	W	3	111	2	11/18/45	Steve Baganus	vs Bears	W	6	103	1
10/3/49	Hugh Taylor	@ Pittsburgh	W	5	111	2	11/23/47	Paul McKee	vs Cardinals	W	7	103	2
11/18/79	Danny Buggs	vs Dallas	W	5	111	0	12/8/68	Jerry Smith	vs Cleveland	L	7	103	1
10/29/95	Henry Ellard	vs NY Giants	L	6	111	0	12/1/88	Art Monk	vs Dallas	L	7	103	0
10/13/74	Roy Jefferson	vs Miami	W	7	111	1	10/1/50	Hugh Taylor	vs Pittsburgh	L	4	102	1
10/2/54	Hugh Taylor	@ Pittsburgh	L	8	111	0	10/26/47	J. Duckworth	vs Bears	L	5	102	2
11/6/66	Charley Taylor	@ Baltimore	L	8	111	1	11/2/86	Art Monk	vs Minnesota	W	6	102	1
12/16/84	C. Muhammad	vs St. Louis	W	5	110	0	11/5/00	James Thrash	@ Arizona	L	6	102	0
10/8/95	Henry Ellard	@ Philadelphia	L	5	110	2	10/22/67	Jerry Smith	@ Los Angeles	T	7	102	3
11/23/69	C. Harraway	vs Atlanta	W	6	110	1	10/19/70	Charley Taylor	@ Oakland	L	7	102	1
1/8/83	Alvin Garrett	vs Detroit	W	6	110	3	11/26/67	A.D. Whitfield	@ Cleveland	L	8	102	0
11/29/98	Stephen Davis	@ Oakland	W	7	110	1	9/13/87	Gary Clark	vs Philadelphia	W	8	102	0
10/17/99	Albert Connell	@ Arizona	W	8	110	0	10/6/89	Art Monk	vs Phoenix	W	8	102	1
10/12/69	Bob Long	vs St. Louis	W	9	110	0	10/13/40	Dick Todd	vs Cardinals	W	2	101	1
11/21/48	Harold Crisler	@ Philadelphia	L	2	109	2	9/11/89	Gary Clark	vs Giants	L	6	101	0
11/9/75	Frank Grant	@ Giants	W	2	109	1	10/31/83	Charlie Brown	@ San Diego	W	8	101	0
11/29/70	Walt Roberts	vs Giants	L	4	109	1	11/12/67	Jerry Smith	vs San Fran.	W	9	101	2
9/14/98	M. Westbrook	vs San Fran.	L	5	109	0	9/5/83	Alvin Garrett	vs Dallas	L	10	101	0
10/30/49	Hugh Taylor	@ NY Bulldogs	T	6	109	1	11/15/53	Hugh Taylor	vs Bears	L	2	100	1
12/8/85	Art Monk	@ Philadelphia	W	7	109	0	10/31/43	Joe Aguirre	@ Brooklyn	W	4	100	2
12/26/43	Wilbur Moore	@ Bears	L	5	108	0	11/3/63	Bobby Mitchell	@ Dallas	L	5	100	0
12/6/59	Bill Anderson	vs Philadelphia	L	5	108	1	11/15/70	Charley Taylor	@ Giants	L	5	100	1
12/5/99	M. Westbrook	@ Detroit	L	5	108	1	10/13/57	John Carson	vs Giants	L	6	100	1
10/23/94	Henry Ellard	@ Indianapolis	W	6	108	0	10/22/72	Larry Brown	vs Dallas	W	7	100	1
10/19/87	Craig McEwen	@ Dallas	W	7	108	0	12/5/82	Art Monk	vs Dallas	L	7	100	0
11/23/69	Bob Long	vs Atlanta	W	10	108	0	9/7/86	Gary Clark	vs Philadelphia	W	7	100	0
11/22/64	Angelo Coia	vs Dallas	W	6	107	1	11/9/93	Gary Clark	@ San Fran.	L	7	100	0

100-YARD RECEIVING GAMES

100-YARD PASS RECEIVING GAMES: Total (268, including postseason, by 59 players): Art Monk (36); Gary Clark (28); Bobby Mitchell (23); Charley Taylor (23); Hugh Taylor (15); Ricky Sanders (11); Michael Westbrook (11); Henry Ellard (9); Charlie Brown (8); Jerry Smith (7); Albert Connell (7); Frank Grant (6); Bill Anderson (5); Harold Crisler (5); Calvin Muhammad (4); Dick Todd (3); Wilbur Moore (3); Roy Jefferson (3); John Farkas (2); Joe Aquirre (2); Steve Bagarus (2); Eddie Saenz (2); Joe Podoley (2); Fred Dugan (2); Dick James (2); Bob Long (2); Alvin Garrett (2); Larry Brown (2); Danny Buggs (2); Virgil Seay (2); Craig McEwen (2); James Thrash (2); Leslie Shepherd (2); Anthony Allen; Gerry Allen; Kelvin Bryany; Preston Carpenter; Angelo Coia; Stephen Davis; Joseph Duckworth; Thomas Farmer;

Clarence Harmon; Jon Henderson; Charley Harraway; Leroy Jackson; James Johnston; Howie Livingston; Johnny McDaniel; Paul McKee; Terry Metcalf; Bob Nussbaumer; Terry Orr; Ricky Thompson; Joe Walton; Joe Washington; AD Whitfield (1).

150-YARD PASS RECEIVING GAMES: Total (51, including postseason, by 17 players): Bobby Mitchell (8); Art Monk (8); Gary Clark (7); Hugh Taylor (4); Ricky Sanders (4); Charley Taylor (4); Charlie Brown (3); Henry Ellard (3); Michael Westbrook (2); Wayne Millner; Wilbur Moore; Steve Bagarus; Dick Todd; Fred Dugan; Bill Anderson; Anthony Allen; Frank Grant.

PRO BOWL REDSKINS

1950
 Bill DudleyHB
 Harry GilmerQB
 Paul LipscombT
 1951
 Sammy BaughQB
 Bill DudleyRB
 Rob GoodeFB
 Paul LipscombT
 Laurie NiemiT
 1952
 Harry GilmerQB
 Paul LipscombT
 Laurie NiemiT
 Hugh TaylorE
 John WilliamsHB
 1953
 Gene BritoE
 Don BollT
 Paul LipscombT
 1954
 Dick AlbanHB
 Rob GoodeFB
 Hugh TaylorE
 Bill WellsHB
 1955
 Gene BritoE
 Chuck DrazenovichLB
 Eddie LeBaronQB
 Volney PetersT
 Joe ScuderoHB
 Torgy TorgesonLB
 Harry UliniskiC
 1956
 Sam BakerP
 Gene BritoE
 Al DorowQB
 Chuck DrazenovichLB
 Leo EllerRB
 Dick StanfelG
 Torgy TorgesonLB

1957
 Gene BritoE
 John CarsonE
 Chuck DrazenovichLB
 Eddie LeBaronQB
 Jim PodoleyRB
 Dick StanfelG
 1958
 Gene BritoE
 Chuck DrazenovichLB
 Eddie LeBaronQB
 Jim SchraderC
 Dick StanfelG
 1959
 Bill AndersonE
 Don BosselerRB
 Jim SchraderC
 Bob ToneffDT
 1960
 Bill AndersonE
 Bob KhayatDT
 Bob ToneffDT
 1961
 Dickie JamesRB
 Ray LemekT
 Jim SchraderC
 Bob ToneffDT
 1962
 Rod BreedloveLB
 Bobby MitchellFL
 John NisbyG
 1963
 Bobby MitchellFL
 Vince PromutoG
 Joe RutgensDT
 Norm SneadQB
 1964
 Sam HuffLB
 Sonny JurgensenQB
 Paul KrauseDB
 Bobby MitchellFL
 John PaluckDE

Vince PromutoG
 Charley TaylorRB
 1965
 Paul KrauseDB
 Joe RutgensDT
 Charley TaylorRB
 1966
 Chris HanburgerLB
 Sonny JurgensenQB
 Charley TaylorWR
 1967
 Chris HanburgerLB
 Len HaussC
 Sonny JurgensenQB
 Jerry SmithTE
 Charley TaylorWR
 1968
 Chris HanburgerLB
 Len HaussC
 1969
 Larry BrownRB
 Pat FischerCB
 Chris HanburgerLB
 Len HaussC
 Sonny JurgensenQB
 Jerry SmithTE
 1970
 Larry BrownRB
 Len HaussC
 1971
 Larry BrownRB
 Len HaussC
 Roy JeffersonWR
 Curt KnightK
 1972
 Larry BrownRB
 Speedy DuncanPR
 Chris HanburgerLB
 Len HaussC
 Billy KilmerQB
 Charley TaylorWR

1973
 Chris HanburgerLB
 Ken HoustonFS
 Herb Mul-KeyPR
 Charley TaylorWR
 1974
 Chris HanburgerLB
 Ken HoustonSS
 Diron TalbertDT
 Charley TaylorWR
 1975
 Chris HanburgerLB
 Ken HoustonSS
 Charley TaylorWR
 1976
 Eddie BrownPR
 Chris HanburgerLB
 Ken HoustonSS
 Mike ThomasRB
 1977
 Eddie BrownPR
 Jean FugettTE
 Ken HoustonSS
 1978
 Tony GreenPR
 Ken HoustonSS
 1979
 Ken HoustonSS
 Mark MoseleyK
 Lemar ParrishCB
 1980
 Mike NelmsPR
 Lemar ParrishCB
 1981
 Mike NelmsPR
 1982
 Charlie BrownWR
 Mark MoseleyK
 Mike NelmsPR
 Tony PetersSS

Joe TheismannQB
 1983
 Jeff BosticC
 Charlie BrownWR
 Dave ButzDT
 Russ GrimmG
 Joe JacobyT
 Mark MurphyFS
 Joe TheismannQB
 1984
 Darrell GreenCB
 Russ GrimmG
 Joe JacobyT
 Art MonkWR
 1985
 Russ GrimmG
 Joe JacobyT
 Art MonkWR
 1986
 Gary ClarkWR
 Darrell GreenCB
 Russ GrimmG
 Joe JacobyT
 Dexter ManleyDE
 Art MonkWR
 Jay SchroederQB
 1987
 Gary ClarkWR
 Darrell GreenCB
 Charles MannDE
 1988
 Charles MannDE
 Mark MayT
 1989
 Charles MannDE
 Mark RypienQB
 1990
 Earnest BynerRB
 Gary ClarkWR
 Darrell GreenCB
 Jim LacheyT

1991
 Earnest BynerRB
 Gary ClarkWR
 Darrell GreenCB
 Jim LacheyT
 Chip LohmillerK
 Charles MannDE
 Mark RypienQB
 Mark SchlerethG
 1992
 Wilber MarshallLB
 1994
 Ken HarveyLB
 Reggie RobyP
 1995
 Ken HarveyLB
 Brian MitchellKR/PR
 1996
 Terry AllenRB
 Gus FrerotteQB
 Darrell GreenCB
 Ken HarveyLB
 Matt TurkP
 1997
 Cris DishmanCB
 Darrell GreenCB
 Ken HarveyLB
 Matt TurkP
 1998
 Matt TurkP
 1999
 Stephen DavisRB
 Brad JohnsonQB
 Tré JohnsonG
 2000
 Stephen AlexanderTE
 Champ BaileyCB
 Marco ColemanDE
 Stephen DavisRB



2000 Pro Bowlers Stephen Davis, Stephen Alexander, Marco Coleman and Champ Bailey

DRAFT CHOICES 1936-2000

1936

Rd Player (Overall) College

1. B Riley Smith (2).....Alabama
2. E Keith Topping (11).....Stanford
3. B Ed Smith (20).....NYU
4. G Dale Tangora (29).....Northwestern
5. T Wilson Groszclose (38).....TCU
6. T Larry Lutz (47).....California
7. B Don Irwin (56).....Colgate
8. E Wayne Millner (65).....Notre Dame
9. G Marcel Saunders (74).....Loyola (CA)

1937

1. B Sarn Baugh (6).....TCU
2. B Neilo Falaschi (16).....Santa Clara
3. B Maurice Eldar (26).....Kansas State
4. G Dick Bassi (36).....Santa Clara
5. T Chuck Bond (46).....Washington
6. B Jimmie Cain (56).....Washington
7. G Rotta Holland (66).....Kansas State
8. E Joel Eaves (76).....Auburn
9. T Bill Docherty (86).....Temple
10. E Dom Mac Cara (96).....NC State

1938

1. B Andy Farkas (9).....Detroit
2. B Sam Chapman (24).....California
3. C Dave Price (39).....Mississippi
4. E Elmer Dohrmann (49).....Nebraska
5. T Roy Young (59).....Texas A&M
6. B Bill Hartman (69).....Georgia
7. C Ed Parks (79).....Oklahoma
8. B Jack Abbitt (89).....Elon
9. E Dick Johnson (99).....Washington
10. G Henry Bartos (109).....North Carolina

1939

1. T I.B. Hale (8).....TCU
2. B Charley Holm (18).....Alabama
3. B Dick Todd (28).....Texas A&M
4. B Dave Anderson (38).....California
5. C Quinton Lumpkin (48).....Georgia
6. T Bo Russell (58).....Auburn
7. B Wilbur Moore (68).....Minnesota
8. B Jimmy Johnson (78).....Washington
9. B Jim German (88).....Centre
10. B Bob O'Mara (98).....Duke
11. G Steve Silivinski (106).....Washington
12. B Bob Hoffman (118).....USC
13. B Eric Tipton (128).....Duke
14. T Dick Farman (138).....Washington St.
15. T Clyde Shugart (148).....Iowa State
16. B Boyd Morgan (158).....USC
17. T Phil Smith (168).....St. Benedict's
18. T Paul Coop (178).....Centre
19. G Matt Kubler (188).....Villanova
20. B Al Cruver (189).....Washington

1940

1. B Ed Boell (8).....NYU
2. B Buddy Banker (18).....Tulane
3. T Bill Kirchem (28).....Tulane
4. T Joe Boyd (38).....Texas A&M
5. B Roy Zimmerman (48).....San Jose State
6. E Bud Orf (58).....Missouri
7. B Bob Hoffman (68).....USC
8. B Boy Seymour (78).....Oklahoma
9. T Howard Stoeker (88).....USC
10. G Allen Johnson (98).....Duke
11. B Sam Bartholomew (108).....Tennessee
12. B Emie Lain (116).....Rice
13. E Hayward Sanford (128).....Alabama
14. E Bolo Perdue (138).....Duke
15. C Steve Andracko (148).....Ohio State

16. B Jay Graybeal (158).....Oregon
17. B Charley Stagle (168).....North Carolina
18. B Buck Murphy (178).....Georgia Tech
19. T Mel Wetzel (188).....Missouri
20. B Steve Sitko (198).....Notre Dame

1941

1. B Forest Evashevski (10).....Michigan
2. Did not draft
3. T Fred Davis (25).....Alabama
4. Did not draft
5. T Jim Stuart (40).....Oregon
6. E Ed Cifers (50).....Tennessee
7. E Al Krueger (60).....USC
8. B Henry Wilder (70).....Iowa State
9. E Bill Gimmitt (80).....Tulsa
10. G Ed Hickerson (90).....Alabama
11. E Joe Aguirre (100).....St. Mary's (CA)
12. B Jack Barnts (110).....USC
13. T Roy Conn (120).....Arizona
14. B Deward Tornell (1300).....San Jose State
15. C Morris Buckingham (140).....San Jose State

16. B Ken Dow (150).....Oregon State
17. E Stan McRae (160).....Michigan State
18. B Joe Osmanski (170).....Holy Cross
19. T Earl Fullilove (180).....Georgetown
20. E Ed Hiestand (190).....Vanderbilt
21. T Tom Riggs (197).....Illinois
22. B Lee Gentry (204).....Tulsa

1942

1. B Spec Sanders (6).....Texas
2. B Rufus Deal (21).....Auburn
3. G Joe Zeno (36).....Holy Cross
4. T Harley McCollum (46).....Tulane
5. E Bob Fitch (56).....Minnesota
6. B George Peters (66).....Oregon State
7. B Frank Swiger (76).....Duke
8. B Johnny Goodyear (86).....Marquette
9. C Al DeMao (96).....Duquesne
10. B Phil Ahwesh (106).....Duquesne
11. E John Kovatch (116).....Notre Dame
12. B Bill deCorrevont (126).....Northwestern
13. B Marvin Whited (136).....Oklahoma
14. B Dee Chipman (146).....BYU
15. T George Watts (156).....Appalachian St.
16. B Gene Stewart (166).....Willamette
17. B Charlie Timmons (176).....Clemson
18. T Tiny Croft (186).....Ripon
19. B Steve Juzwik (191).....Notre Dame
20. B Al Couppée (196).....Iowa

1943

1. B Jack Jenkins (10).....Vanderbilt
2. B Bill Dutton (25).....Pittsburgh
3. E Bob Dove (40).....Notre Dame
4. C Wally Ziemba (50).....Notre Dame
5. T Lou Rymkus (60).....Notre Dame
6. G Tony Leon (70).....Alabama
7. E Bob Mott (80).....Northwestern
8. B Walt McDonald (90).....Tulane
9. T George Perpich (100).....Georgetown
10. C Can Wood (110).....Mississippi
11. G Harry Wright (120).....Notre Dame
12. G Oscar Britt (130).....Mississippi
13. G Dick Weber (140).....Syracuse
14. B Joe Day (150).....Oregon State
15. B Frank Dornfield (160).....Georgetown
16. T John Baklarz (170).....Arizona State
17. E Leo Mogus (180).....Youngstown St.
18. B Dick Secrest (190).....Rochester
19. C Don Noland (200).....Minnesota
20. B Johnny Barrett (210).....Georgetown

21. T Tom Vohs (220).....Colgate
22. B Charlie Yancy (230).....Mississippi State
23. T Roman Bertiz (240).....Tulane
24. E Swifty Berthoff (250).....Syracuse
25. B Vince Pacawic (260).....Loyola (CA)
26. T Joe Riccardi (270).....Ohio University
27. G Johnny Jaffurs (280).....Penn State
28. B Frank Akins (290).....Washington St.
29. B Bill Cory (295).....Florida
30. G Bo Bogovich (300).....Delaware

1944

1. B Mike Micka (8).....Colgate
2. T Earl Audet (23).....USC
3. B Ed Doherty (39).....Boston College
4. B Jackie Fellows (50).....Fresno State
5. G Hal Fischer (61).....Texas
6. T Cliff White (72).....Murray State
7. B Ted Ogdahl (83).....Willamette
8. B Bob Sneedon (94).....St. Mary's (CA)
9. T Bill Aldworth (105).....Minnesota
10. B Bill Joslyn (116).....Stanford
11. C Charley Walker (1270).....Kentucky
12. C Boyd Clement (137).....Oregon State
13. B Jim Gaffney (149).....Tennessee
14. T Ted Ossowski (160).....Oregon State
15. B Tom Davis (171).....Duke
16. E John Batorski (182).....Colgate
17. C Clyde Ehrhardt (193).....Georgia
18. E Dave Brown (204).....UCLA
19. T Bill Ivy (215).....Northwestern
20. B Bruce Backcock (226).....Rochester
21. B Bill Reinhard (237).....California
22. G Ed Bauer (248).....South Carolina
23. B Smokey Martin (259).....Cornell
24. B Lee Gustafson (270).....Oregon State
25. T Nick Pappas (281).....Utah
26. E Lindsay Bowen (292).....Rice
27. T Bill Gustafson (303).....Washington St.
28. C Bill Yablonski (314).....Holy Cross
29. C Buster Hollingsbery (320).....Washington St.
30. B Willard Sheller (326).....Stanford

1945

1. QB Jim Hardy (8).....USC
2. T Tree Adams (23).....Notre Dame
3. C George Bujan (38).....Oregon
4. E Johnny North (51).....Vanderbilt
5. G John Steber (61).....Georgia Tech
6. E Art Porter (71).....Tulane
7. B Curt Kuykendall (84).....Auburn
8. E Frank Brogger (94).....Michigan State
9. B Mack Cregar (104).....Northwestern
10. E Paul McKee (117).....Syracuse
11. QB Charlie Conery (127).....Mississippi
12. E John Pulnik (137).....Utah State
13. B Eddie Saenz (150).....USC
14. T Dom Fusci (160).....South Carolina
15. B Bobby Tom Jenkins (170).....Alabama
16. T Ed Stacco (183).....Colgate
17. C Jim Bradshaw (193).....Auburn
18. B Bill Shipkey (203).....Stanford
19. T Sid Halliday (216).....SMU
20. T Chick Davidson (226).....Cornell
21. E Gabby Martin (236).....SMU
22. C Jim McCurdy (249).....Stanford
23. E Cy Souders (259).....Ohio State
24. B Ben Wall (269).....West. Michigan
25. E George Hiley (282).....UTEP
26. B Milford Dreblov (292).....USC
27. T Frank Irwin (302).....Duke
28. E Leon Diner (315).....Denver
29. C Bob Cummings (320).....Vanderbilt
30. T Don Noland (325).....Minnesota

1946

1. B Cal Rossi (9).....UCLA
2. B Stan Koslowski (19).....Holy Cross
3. B Gay Adell (29).....Utah
4. B Wall Trojanowski (39).....Connecticut
5. T Bob Hendren (49).....USC
6. B George Callanan (59).....USC
7. E Bob Skoglund (69).....Notre Dame
8. B Jake Leicht (79).....Oregon
9. B Chick Maggioni (89).....Illinois
10. T Monte Moncrief (99).....Texas A&M
11. E Joe Tereshinski (109).....Georgia
12. E Stan Sprague (119).....Illinois
13. E Harry Adelman (129).....USC
14. B Bob Butchofsky (139).....Texas A&M
15. T Mike Prashaw (149).....Michigan
16. B Ed Robnett (159).....Texas Tech
17. B LeMar Dykstra (169).....Colorado
18. B Bob Ward (179).....San Jose State
19. B John Pehar (189).....USC
20. B Roger Robinson (199).....Syracuse
21. C Charley Cadenhead.....Mississippi State
22. G Bob Rodas (219).....Santa Clara
23. E Charlie Webb (22).....LSU
24. B Marion Flanagan (239).....Texas A&M
25. T Roland Phillips (249).....Georgia Tech
26. B Jim Hallmark (259).....Texas A&M
27. T Fay Mills (269).....Alabama
28. B William Ritter (279).....Georgia Tech
29. B Sarkis Takesian (289).....California
30. E Mike Campbell (299).....Mississippi

1947

1. B Cal Rossi (3).....UCLA
2. B Red Knight (16).....LSU
3. E Hank Foldberg (37).....Army
4. G Mike Garzoni (28).....USC
5. T Hank Harris (58).....Texas
7. E Roy Karasch (67).....UCLA
8. T Ernie Williamson (78).....North Carolina
9. B L.G. Carmody (87).....C. Washington
10. E U.S. Savage (98).....Richmond
11. E Bob Steckroth (107).....William & Mary
12. T Weldon Edwards (118).....TCU
13. C Earl Wheeler (127).....Arkansas
14. E Billy Gold (138).....Tennessee
15. T Jack Hart (147).....Detroit
16. B Tom Nichols (158).....Richmond
17. B Harry Dowda (167).....Wake Forest
18. E Charlie Webb (178).....LSU
19. T Elmo Bond (187).....Washington St.
20. B Jim Hefti (198).....St. Lawrence
21. E Tom Dudley (207).....Virginia
22. B Jim Smith (218).....Iowa
23. T Hal Mullins (227).....Duke
24. E Francis Bocoka (238).....Washington St.
25. B Otis Sacrinity (247).....Wake Forest
26. C Mill Dropp (258).....Connecticut
27. B Lynn Brownson (267).....Stanford
28. B Joe Colone (278).....Penn State
29. E Herb Shoener (285).....Iowa
30. T Bob Pievo (294).....Purdue

1948

- Bonus Choice; B Harry Gilmore.....Alabama
1. B Lowell Tew.....Alabama
 3. B Dan Sandifer.....LSU
 4. B Jack Weisenberger.....Michigan
 5. B Jack Kurkowski.....Detroit
 7. T Jerry Cady.....Gustavus Adolphus
 7. B Bob Anderson.....Stanford
 8. T Mike Kalrisha.....Southern Mississippi
 9. T Ed Marshall.....Pennsylvania
 10. G Ted Andrus.....SW Louisiana
 11. B Carl Suss.....Rice
 12. E Chick Jagade.....Indiana

13. B Eddie Quirk.....Missouri
14. B Art Pollard.....Arizona
15. E Chuck Newman.....Louisiana Tech
- E Dale Schwartzkopf.....Texas Tech (from Green Bay)
16. C Ray Percy.....Oklahoma
17. T Gene Vellela.....Scranton
18. B Cloyce Box.....West Texas State
19. B Bryan Bell.....Washington & Lee
20. C Joel Williams.....Texas
21. E Lou Holtsma.....William & Mary
22. G Floyd Lawhorn.....Texas Tech
23. B Dick West.....Princeton
24. E Roland Oakes.....Missouri
25. T Ed Watkins.....Idaho
26. C Don Corbitt.....Arizona
27. B Buddy Bowen.....Mississippi
28. E Vic Paulson.....Cal-Santa Barbara
29. B Barney Welch.....Texas A&M

1949

1. B Rob Goode.....Texas A&M
2. T Lauri Niemi.....Washington St.
3. T Len Szafaryn.....North Carolina
4. B Mike DeNoia.....Scranton
5. E Eddie Berrang.....Villanova
6. Choice to Philadelphia
7. G Chet Fritz.....Missouri
8. B Bob Kennedy.....North Carolina
9. E Ed McNeil.....Michigan
10. G Vic Vasicek.....Texas
11. G Homer Hobbs.....Georgia
12. T Harry Vamer.....Arizona
13. T Ed Henke.....USC
14. E Pat Haggerty.....William & Mary
15. T Gene Frassetto.....California
16. T Dick Flowers.....Alabama
17. B Ross Pritchard.....Arkansas
18. G Herb Siegert.....Illinois
19. B Bob Hainlen.....Colorado State
20. E Ollie Fletcher.....USC
21. B Tommy Hughes.....Duke
22. E Bill Clements.....UCLA
23. B Frank Pattoe.....Kansas
24. G Jim Cullom.....California
25. B Nick Sebek.....Indiana

1950

1. B George Thomas (5).....Oklahoma
2. B Hally Haynes (18).....Santa Clara
3. T Lou Kamas (31).....Purdue
4. C Harry Ulinski (44).....Kentucky
5. B Frank Spaniel (57).....Notre Dame
6. G Gene Pepper (70).....Missouri
7. T Jerry Houghton (83).....Washington State
8. E John Rohde (98).....Pacific
9. T Don Winslow (109).....Iowa
10. QB Eddie LeBaron (122).....Pacific
11. E Dan Brown (135).....Villanova
12. B Bill Chauncey (148).....Iowa State
13. C Clay Davis (161).....Oklahoma State
14. T Lyle Burton (174).....Illinois
15. E Alex Loyd (187).....Oklahoma State
16. B Charlie Justice (200).....North Carolina
17. G Jim Cullom (213).....California
18. B Alvin Duke (226).....Arkansas
19. E Ed White (239).....Alabama
20. E George Bayer (252).....Washington
21. G Cas Witucki (265).....Indiana
22. T John deLaurents (278).....Waynesburg
23. E Joe Zuravieff (291).....Northwestern
24. T Dick Tilton (304).....Nevada
25. B Art Stewart (317).....SE Oklahoma
26. B Earl Roth (330).....Maryland
27. T Ed Lee (343).....Kansas
28. B Ralph Shoaf (356).....West Virginia
29. G Johnny Lundin (369).....Minnesota
30. E Bob Noppinger (382).....Georgetown

1951

1. B Leon Heath (3).....Oklahoma
2. B Eddie Salem (14).....Alabama
- T Jim Stalon (20).....Wake Forest (from Philadelphia)
3. T Walt Yowarsky (28).....Kentucky
4. T Paul Giosi (39).....Rice
5. Choice to Chicago Cardinals
6. E John Marlinkovic (64).....Xavier
7. B Johnny Papp (75).....Virginia
8. B Billy Cox (86).....Duke
9. C Jake Rowden (100).....Maryland
10. E Bob Jensen (111).....Iowa State (chosen from Baltimore)
11. B Bill DeChard (122).....Holy Cross
12. G Al Applegate (136).....Scranton
13. B Dick Campbell (147).....Wyoming
14. QB Adrian Burk (158).....Baylor (chosen from Baltimore)
15. T Vic Thomas (172).....Colorado
16. C Bob Bates (183).....Texas A&M
17. E Gene Brito (194).....Loyola (CA)
18. B Dom Fucci (208).....Kentucky
19. G Buddy Brown (219).....Arkansas
20. B John Krestes (230).....Purdue
21. T Clarence Marable (244).....TCU
22. C Elliot Speed (255).....Alabama
23. B Cecil Martin (266).....North Texas State
24. B Tom Powers (280).....Duke
25. E Bob Chubb (291).....Shippensburg
26. B Johnny Williams (302).....USC
27. B Bill Johnson (316).....Stetson
28. G John Kadiec (327).....Missouri
29. B Bart Stewart (338).....SE Oklahoma
30. T Nick Bolkovac (325).....Pittsburgh

1952

1. B Larry Isbell (6).....Baylor
2. B Andy Davis (18).....George Washington
3. B Al Dorow (30).....Michigan State
4. C Dick Hightower (42).....SMU
5. G Jim Clark (54).....Oregon State
6. G Ed Kensler (66).....Maryland
7. B Vic Janowicz (78).....Ohio State
8. T Hubert Johnston (90).....Iowa
9. B Dick Alban (102).....Northwestern
10. E Chet Ostrowski (114).....Notre Dame
11. E Orlando Mazza (126).....Michigan State
12. C Frank Middendorf (138).....Cincinnati
13. T Ray Potter (150).....LSU
14. T Doug Conway (162).....TCU
15. T Julius Wittman (174).....Ohio State
16. T Marv Berschet (186).....Illinois
17. B Bill Bocetti (198).....Washington & Lee
18. E Ed Bartlett (210).....California
19. B Joe Marvin (222).....UCLA
20. C Roger Kinson (234).....Missouri
21. T Dick Jenkins (246).....Illinois
22. B Jim O'Rourke (258).....North Carolina St.
23. T Ken Barfield (270).....Mississippi
24. E Ted Kirkland (282).....Vanderbilt
25. T Sal Gero (294).....Elon
26. B Danny Goode (306).....Hardin-Simmons
27. E Ben White (318).....SMU
28. B Ron Engel (330).....Minnesota
29. B John Pappa (342).....California
30. B Bob Linn (354) Case Western Reserve

1953

1. B Jack Scarbath (2).....Maryland
2. T Dick Modzelewski.....Maryland
3. E Paul Dekker.....Michigan State
4. G Don Boli.....Nebraska
5. B Nick Carras.....Missouri
6. Choice to Los Angeles
7. Choice to Chicago Bears
8. E Lew Weidensaul.....Maryland

- Choice to Chicago Cardinals
- Choice to New York Giants
- B Alex WebsterNorth Carolina State
- C Buzz NutterVirginia Tech
- Choice to Chicago Cardinals
- B Ed TimmermanMichigan State
- T Dave SuminskiWisconsin
- E Jim SlayMississippi
- B Bob HanerVillanova
- B Jim TurnerTexas Tech
- T Tom FlyzikGeorge Washington
- G Bill LinkWake Forest
- C Jim DublinskiUtah
- G Ed PuociUSC
- E Ed BiemeDetroit
- B Stan ButterworthBucknell
- G Art HurdMaryland
- T Walt AshcraftUSC
- T John ZanettiJohn Carroll
- B Bob BuckleyUSC
- B Pat ShiresTennessee
- B Bob MathiasStanford

1954

- E Steve Mellinger (7)Kentucky
- C Jim Schrader (19)Notre Dame
- Choice to Los Angeles
- B Ralph Felton (38)Maryland
(from Green Bay)
Choice to Detroit
- B Billy Wells (55)Michigan State
- C Bill McHenry (67)Washington & Lee
- T Harry Jagielski (79)Indiana
- E Bill Marker (91)West Virginia
- T Jerry Minnick (103)Nebraska
- B Merrill Green (115)Oklahoma
- B Gene Wilson (127)South Carolina
- T Ben Dunkerly (139)West Virginia
- B Roger Domburg (151)Wisconsin
- T Roger Nelson (163)Oklahoma
- T Hugh Merck (175)South Carolina
- E Gilmer Spring (187)Texas
- B Jerry Coody (199)Baylor
- C Wall Cudzik (211)Purdue
- B Jerry Witt (223)Wisconsin
- E Sam Morley (235)Stanford
- T John Cavaglieri (247)North Texas St.
- B Max Schmalig (259)Purdue
- G Pete Cameri (271)Villanova
- E Will Renfro (283)Memphis State
- G George Rosso (295)Ohio State
- B Dorsey Gibson (307)Oklahoma State
- E Ken Yarbrough (319)North Carolina
- T Ron Hansen (331)Minnesota
- B Ted Kress (343)Michigan
- B Don Rondou (355)Northwestern

1955

- QB Ralph Guglielmi (3)Notre Dame
- Choice to Los Angeles
- B Ray Perkins (27)Syracuse
- Choice to Detroit
- T Don Glantz (51)Nebraska
- Choice to Chicago Bears
- E Erik Christensen (75)Richmond
- R Ron Marciniak (79)Kansas State
(from New York Giants)
- C Johnny Allen (86)Purdue
- T John Miller (99)Boston College
- G Tom Louderback (110) San Jose State
- B Larry Parker (123)North Carolina
- T John Banish (134)Waynesburg
- T Len Oniskey (147)Cornell
- E Tom Braatz (158)Marquette
- B Charley Horton (171)Vanderbilt
- B Hal Norris (182)California
- G Don Shea (195)Georgia

- B Don Bailey (206)Penn State
- E Bob Dee (219)Holy Cross
- T Ron Geyer (230)Michigan
- B Buck George (243)Clemson
- B Joe Boland (254)George Washington
- C Chick Donaldson (267)West Virginia
- T Bob Ready (278)Notre Dame
- C Frank Radella (291)Wyoming
- G Walt Houston (302)Purdue
- B A.J. Baker (315)Arkansas
- T Arch Cassidy (326)Florida
- E Bing Bordier (339)USC
- E Tom Petty (350)Virginia Tech

1956

- B Ed Vereb (11)Maryland
- E John Paluck (23)Pittsburgh
- B Fred Wyant (35)West Virginia
- T Fran Machinsky (40)Ohio State
(from Philadelphia)
Choice to Los Angeles Rams
- B Gary Lowe (58)Michigan State
- Choice to Chicago Cardinals
- B Donna Caraway (82)Houston
- B Dick James (93)Oregon
- B Whitey Rouviere (106)Miami
- Choice to Pittsburgh
- G Tom Powell (130)Colgate
- B Gerry Planulis (140)Michigan State
(from New York Giants)
- G Jerry Ward (154)Dayton
- B Pat Uebel (165)Army
- Choice to Chicago Cardinals
- G Wells Gray (189)Wisconsin
- QB Eagle Day (202)Mississippi
- E Jim Pyburn (213)Auburn
- G Ray Lemek (226)Notre Dame
- B Vince Gonzales (237)LSU
- E Howard Schnellenberger (250)Ky.
- T George Nioula (261)Notre Dame
- B Don St. John (274)Xavier
- C Johnny Tatum (285)Texas
- G Franklin Brooks (298)Georgia Tech
- B Dave Burnham (309)Wheaton
- B Royce Flippin (322)Princeton
- B Billy Hicks (333)Alabama
- G Pat Blisceglia (346)Notre Dame
- G Buck Mystem (356)Michigan State

1957

- Don Bosseler (8)Miami
- E Joe Walton (20)Pittsburgh
- B Eddie Sutton 932North Carolina
- B Jim Podgley (39)Central Michigan
(from Pittsburgh)
- Choice to Los Angeles
- T J.T. Frankenberger (65)Kentucky
- T Wally Merz (80)Colorado
- E Paul Lopata (92)Yale
- G Galen Laack (104)Pacific
- B Don Dobrino (116)Iowa
- T Dick Foster (138)Idaho
- QB Wade Mitchell (140)Georgia Tech
- B Claude Austin (152)Geo. Washington
- T George Rice (164)Wofford
- E Brad Bomba (176)Indiana
- B Joe Brodsky (188)Florida
- B Fred Brock (200)Wheaton
- E Ed Sakach (212)George Washington
- B John Bauer (224)Villanova
- E Buddy Frick (236)South Carolina
- B Sam Owen (248)Georgia Tech
- G Ed Voytek (260)Purdue
- G Al Viola (272)Northwestern
- C Bob Jennings (284)Furman
- T Dick Sassel (296)Catawba
- B Paul Rolenberry (308)Georgia Tech

- T Ormand Anderson (320)Georgia Tech
- B Guy Martin 9332Colgate
- E George Benedict (344)Springfield
- B Art Luppino (356)Arizona

1958

- Choice to Los Angeles
- B Mike Sommer (15)George Washington
- B Stan Flowers (27)Georgia Tech
- B Bill Anderson (30)Tennessee
(from Philadelphia)
- QB Dan Nolan (39)Lehigh
- QB Jim Van Pelt (53)Michigan
- B Dick Lynch (65)Notre Dame
- T Leon Bennett (77)Boston College
- E Buddy Payne (89)North Carolina
- C Frank Kuchta (101)Notre Dame
- T Ben Preston (113)Auburn
- T Darrell Dess (125)North Carolina St.
- G Eddie Michaels (137)Villanova
- QB Ken Ford (149)Hardin-Simmons
- E Jack Farns (161)Penn State
- T Jack Davis (173)Arizona
- E Fred Polizer (185)Virginia
- T Ernie Will (197)Richmond
- B Lemmie King (209)Connecticut
- C Don Stephenson (221)Georgia Tech
- E Lou Pelham (233)Florida
- G Jackie Simpson (245)Mississippi
- B Charley Sanders (257)West Texas St.
- E Ron Schornburger (269)Florida State
- E Rod HansonIllinois
- G John Groom (293)TCU
- G Frank Bloomquist (305)Iowa
- E Perry Gehring (317)Minnesota
- G Joe Biggs (329)Hardin-Simmons
- B Ed Coffin 9341Syracuse
- E Tad Smith (353)Georgia Tech

1959

- QB Don Allard (4)Boston College
- Choice to Los Angeles
- T Emil Karas (28)Dayton
- E Jim Wood (40)Oklahoma State
- T Tom Wetoska (49)Notre Dame
(from Green Bay)
Choice to Chicago Cardinals
- T Jim McFalls (65)VMI
- T Don Lawrence (76)Notre Dame
QB Mitch Ogiago (79)Iowa
(from Pittsburgh)
E Jim Kenney (81)Boston University
(from Chicago Bears)
- E Gene O'Pella (89)Villanova
- B Dick Haley (100)Pittsburgh
- B Ron Togh (113)Notre Dame
- G Gery Marciniak (124)Michigan
- T Rogar Wypyszynski (137)St. Norbert
- E Billy Shoemaker (148)LSU
- G Kurt Schwarz (161)Maryland
- E Fred Hood (172)NE Oklahoma
- T Dick Splain (185)New Haven
- G Jim Healy (196)Holy Cross
- QB Joe Kapp (209)California
- B Bobby Lauder (220)Auburn
- B Billy Brewer (233)Mississippi
- B Mel Reight (244)West Virginia
- E Art Go (257)Pittsburgh
- B Clarence Alexander (268) SE Louisiana
- B George Darrah (281)Franklin & Marshall
- T Bob Sargent (292)Colby
- T Gene Grabosky (305)Syracuse
- B Norm Odyntiec (316)Notre Dame
- B Bully Austin (329)Rutgers
- G Don Lockwood (340)Tulane
- B Jim Colcolough (353)Boston College

1960

1. QB Richie Lucas (4)Penn State
2. Choice to San Francisco
HB Sam Homer (21)VMI
(from Chicago Bears)
3. T Andy Stynchula (28)Penn State
4. Choice to Philadelphia
G Vince Promuto (48)Holy Cross
(from New York)
5. T Don Stallings (52)North Carolina
6. E Dave Hudson (64)Florida
7. Choice to Pittsburgh
8. G Earl Kohlihaas (87)Penn State
(from Detroit)
9. E Dwight Bumgarner (100)Duke
Choice to Baltimore
11. C Jim Elfrid (124)Colorado State
12. HB Jim Crotty (136)Notre Dame
13. E Bill Herron (148)Georgia
14. B Charley Miltstead (160)Texas A&M
15. G Bernie Darre (172)Tulane
16. B Joe Kulbacki (184)Purdue
17. G Billy Roland (196)Georgia
18. G John Lawrence (208) North Carolina St.
19. G Ron Malony (220)Purdue
20. HB Jimmy Wolf (232)Panhandle State

1961

1. QB Norm SneadWake Forest
(from Dallas)
T Joe RulgersIllinois
2. Choice to New York
3. Choice to St. Louis
B Jim CunninghamPittsburgh
(from New York)
4. Choice to Los Angeles
5. Choice to Pittsburgh
6. B Joe KrakoskiIllinois
(from Dallas)
T John O'DayMiami
7. B Jim KerrPenn State
8. E Charley BarnesNE Louisiana
9. B Joel ArringtonDuke
Choice to Cleveland
11. T Riley MattsonOregon
12. E Bob CoolbaughRichmond
13. B Doug EmoreMississippi
14. B Doyle SchickKansas
15. E Bob JonsonMichigan
16. T Ron PettyLouisville
17. B Joe BelfinoNavy
18. T George TelfordOhio State
19. E Rony RomeoFlorida State
20. G Mike IngramOhio State

1962

1. B Ernie DavisSyracuse
2. B Joe HernandezArizona
3. E Bob MilingerPenn State
4. T Billy NeighborsAlabama
5. Choice to Chicago
6. Choice to San Francisco
7. HB Bert CoanKansas
8. FB Ron HatcherMichigan State
9. E Dave ViliBoston University
10. G John ChildressArkansas
11. T Carl PalazzoAdams State
12. HB Terry TerrebonneTulane
13. E Bill WhislerIowa
14. HB Jim CostenSouth Carolina
15. T Len ValiaGeorgia
16. E Tommy BrookerAlabama
17. G Alan MillerOhio University
18. B Carl CharonMichigan State
19. B Claude CrabbColorado
20. QB Ed TrancygirFlorida State

1963

1. E Pat RichterWisconsin
2. B Lonnie SandersMichigan State
3. T Ron SnidowOregon
4. Choice to San Francisco
5. Choice to Green Bay
6. T Charley NickosonOhio University
7. B Dave FrancisOhio State
8. Choice to Philadelphia
9. B Billy JoeVillanova
10. G Rod FosterOhio State
11. E Allen SchauWestern Michigan
12. C Bob CaldwellGeorgia Tech
13. E John GreinerPurdue
14. B Tom WiningderGeorgia Tech
15. LB Harry ButskoMaryland
16. G Dave AdamsArkansas
17. HB Ron WhaleyTenn-Chattanooga
18. E Drew RobertsCal State-Humboldt
19. QB Jim TurnerUtah State
20. T Joe BaughanAuburn

1964

1. HB Charley TaylorArizona State
2. B Paul KrauseIowa
3. Choice to Los Angeles
4. Choice to Philadelphia
5. FB Jim SnowdenNotre Dame
6. E Russ BrownFlorida
7. QB Dick ShinerMaryland
8. Choice to San Francisco
9. C Len HaussGeorgia
10. B Rick LeasonPittsburgh
11. LB Gene DonaldsonPurdue
12. T Bob AvolennTennessee
13. B Tom McDonaidsNotre Dame
14. B Ton UrbanikPenn State
15. T Dick EversColorado State
16. B Tommy WaltersSouthern Mississippi
17. B Ozzie ClayIowa State
18. G Bob JonesNebraska
19. G John SeedborgArizona State
20. B Fordon GuestArkansas

1965

1. Choice to Chicago
2. T Bob BreitensteinTulsa
3. B Kent McCloughanNebraska
4. Choice to Baltimore
5. Choice to New York
6. Choice to Philadelphia
7. Choice to Chicago
8. G-LB Don CroftcheckIndiana
9. E Jerry SmithArizona State
10. FB Bob BriggsCentral State (OK)
11. G Willie AdamsNew Mexico State
12. T John StrommeyerNebraska
13. HB Biff BracyDuke
14. HB Dave EstradaArizona State
15. B Ben BaldwinVanderbilt
16. G Robert ReedTennessee A&I
17. E Gary HardVanderbilt
18. LB Chris HanburgerNorth Carolina
19. B Roosevelt EllerbeIowa State
20. Choice to Baltimore

1966

1. K Charlie GogolakPrinceton
2. T Walker BarnesNebraska
3. FB Tom BarringtonOhio State
4. DB Bill ClayMississippi
5. T Dick LemayVanderbilt
6. Choice to Chicago
T Earl YatesDuke
(from Green Bay)
7. T George PattonGeorgia
8. FB Stan MitchellTennessee

9. LB Jack ShinholserFlorida State
10. DB Caesar BelslerArkansas-Monticello
11. FL Dick RedingNorthwestern State (LA)
12. LB John StipechUtah
13. C Heath WingateBowling Green
14. HB Jerry LovelaceTexas Tech
15. HB-K Hal SeymourFlorida
16. HB Hal WantlandTennessee
17. E Mitch ZainaskyPittsburgh
18. HB Joe BursonGeorgia
19. E Andre WhiteFlorida A&M
20. C John KellyFlorida A&M

1967

1. FB Ray McDonald (13)Idaho
2. DT Spain Musgrove (39)Utah State
3. DB Curg Belcher (64)BYU
4. Choice to Green Bay
5. Choice to Houston through Dallas
6. T Don Bandy (135)Tulsa
(from NY Giants through Minnesota)
7. QB-HB Bruce Matte (168)Miami (OH)
(from Pittsburgh)
FL John Love (172)North Texas State
8. G-LB Larry HendershotArizona State
(from Atlanta)
Choice to Minnesota
9. HB Pete Larsen (222)Cornell
10. DT Tim Houlton (247)St. Norbert
(from Chicago)
DB Bruce Sullivan (250)Illinois
11. C Bill Brown (275)UTEP
12. E Ron Sepic (300)Ohio State
13. LB Bob Rodwell (328)Eastem Michigan
14. HB Andy Socha (353)Marshall
15. G Ed Breeding (378)Texas A&M
16. DB Alfredo Avila (406)Sul Ross
17. T Lyle Baucom (431) Cal State-San Fran.

1968

1. DB Yazoo Smith (12)Oregon
2. LB Tom Roussel (38)Southern Miss.
3. Choice to Cleveland
4. DT Dennis Crane (94)USC
5. TE Ken Barefoot (113)Virginia Tech
(from Atlanta)
K Mike Bragg (117)Richmond
(from Minnesota)
6. G Willie Banks (149)Alcorn State
7. RB Bob Brunet (176)LSU
8. RB Brian Magnuson (203)Montana
9. DB Frank Liberatore (230)Clemson
10. Choice to Baltimore
11. DB Tom Garretson (284)Northwestern
12. DT Dave Weedman (311) Western Wash.
13. T Mike St. Louis (338)Central Missouri
14. T Dave Zivich (365)Cal-Santa Barbara
15. G Cogger Cooper (392) Texas Southern
16. RB Willie Turner (419) Jackson State
17. DT Frank Bosch (446)Colorado

1969

1. Choice to Los Angeles
2. Choice to St. Louis
DB Eugene Epps (46)UTEP
(from Cleveland)
3. RB Ed Cross (62)Arkansas-Pine Bluff
4. Choice to Baltimore
5. DB Bill Kishman (114)Colorado State
6. LB Harold McLinton (139)Southern
7. RB Jeff Anderson (166)Virginia
C John Didion (173)Oregon State
(from Minnesota)
8. RB Larry Brown (191)Kansas State
9. Choice to Philadelphia
10. Choice to Philadelphia
11. DT Eric Norri (269)Notre Dame
12. DB Bob Shannon (295) Tennessee State

13. DB Mike Shook (322).....North Texas St.
14. DT Rick Brand (347).....Virginia
15. T Paul Rogers (374).....Virginia
16. LB Mike Washington (399).....Southern
17. DE Rich Dobbert (426).....Springfield

1970

1. Choice to San Francisco
2. DE Bill Brundige (43).....Colorado
3. Choice to St. Louis
4. Choice to Baltimore
 - T Paul Laavag (103).....Iowa
 - from Minnesota through LA Rams through New Orleans
5. DT Manny Sistrunk (114).....Ark. A&M (from New Orleans)
 - RB Danny Pierce (121).....Memphis St
6. Choice to Atlanta
7. WR Roland Merritt (173).....Maryland
 - DT James Harris (178).....Howard Payne (from Los Angeles)
8. DB Paul Johnson (200).....Penn State
9. T Ralph Sonntag (225).....Maryland
10. Choice to Green Bay
11. TE Mack Alston (277).....Maryland State
12. LB James Kates (303).....Penn State
13. T Joe Paterson (339).....Lawrence
14. RB Tony Moro (355).....Dayton
15. C Vic Lewandowsky (381).....Holy Cross
16. WR Steve Bushore (407).....Emporia St
17. DT Earl Maxfield (433).....Baylor

1971

1. Choice to Los Angeles
2. WR Cotton Speyrer (38).....Texas
3. Choice to Los Angeles
4. Choice to New Orleans
5. Choice to Green Bay
6. G Conway Hayman (141).....Delaware
7. DB Willie Germany (161).....Morgan St
8. Choice to New Orleans
9. DE Mike Faniucci (219).....Arizona St
10. RB Jesse Taylor (244).....Cincinnati
11. T George Starke (272).....Columbia
12. DB Jeff Severson (297).....Long Beach
13. C Dan Ryczek (322).....Virginia
14. QB Bill Bynum (349).....W. New Mexico
15. G Anthony Christovich (375).....Lacrosse
16. LB Glenn Tucker (500).....N. Texas St
17. Choice to New Orleans

1972

1. Choice to NY Jets
2. Choice to Baltimore
3. Choice to New England through LA
4. Choice to New Orleans through LA and Philadelphia
5. Choice to Los Angeles
6. Choice to Los Angeles
7. Choice to NY Giants
8. RB Moses Denson (203).....Maryland St
9. DE Steve Boeholder (229).....Drake
10. WR Mike Oldham (265).....Michigan
11. DB Jeff Welch (281).....Arkansas St
12. QB Don Bunce (307).....Stanford
13. WR Frank Grant (332).....S. Colorado
14. G Mike O'Quinn (365).....McNeese St
15. DE Carl Taibi (385).....Colorado
16. DB S. Higginbotham (411).....Alabama
17. LB Kevin Clemente (437).....Boston Coll

1973

1. Choice to San Diego through Baltimore
2. Choice to New Orleans through NY Jets
3. Choice to Buffalo
4. Choice to Buffalo
5. G Charles Cantrell (117).....Lamar

- (from Atlanta)
5. Choice to Los Angeles
6. Choice to NY Jets
7. Choice to Buffalo
8. Choice to New Orleans
 - TE Mike Hancock (193).....Idaho State (from Los Angeles)
9. RB Rich Galbos (218).....Ohio State (from Baltimore)
 - LB Eddie Sheats (233).....Kansas
10. DB Ken Stone (245).....Vanderbilt (from Los Angeles)
11. Choice to Los Angeles
12. G Ernie Webster (311).....Pittsburgh
13. DT Dennis Johnson (337).....Delaware
14. DB Herb Marshall (363).....Cameron
15. Choice to Los Angeles
16. K Mike Wedman (415).....Colorado
17. RB Jeff Davis (441).....Mars Hill

1974

1. Choice to Chicago through Los Angeles
2. Choice to San Francisco
3. Choice to NY Jets
4. Choice to Los Angeles
5. Choice to New England through N. Orleans
6. TE Jon Keyworth (144).....Colorado (from Kansas City)
7. Choice to New England
 - LB Mike Varty (180).....Northwestern (from Los Angeles)
8. RB Darwin Robinson (196).....Dakota State
 - Choice to Buffalo
9. DE Mark Sens (218).....Colorado (from New England)
 - K Mike Flater (228).....Colorado School of Mines
- TE Jim Kennedy (233).....Colorado St (from Los Angeles)
10. DB Johnny Vann (258).....South Dakota
11. T Joe Miller (282).....Villanova
12. Choice to Baltimore
13. LB Stu O'Dell (332).....Indiana
14. QB Don Van Galder (361).....Utah
15. Choice to San Diego
16. RB Nate Anderson (411).....E. Illinois
17. Choice to Baltimore

1975

1. Choice to San Diego
2. Choice to Green Bay
3. Choice to San Francisco
4. Choice to Buffalo
5. Choice to San Diego through LA
 - RB Mike Thomas (108).....UNLV
6. Choice to Cleveland
 - T Mark Doak (147).....Nebraska (from Denver)
7. Choice to Chicago through St. Louis
8. Choice to San Diego
9. DE Dallas Hickman (228).....California
10. Choice to Miami
11. DB Ardell Johnson (277).....Nebraska (from Denver)
 - DE Jerry Hackenbruck (282).....Oregon St
12. Choice to New England
13. DB Morris McKie (344).....N. Caro. A&T
14. LB Dave Benson (359).....Weber State
15. C Art Kuehn (384).....UCLA
16. G Dennis Paveika (412).....Nebraska
17. DE Carl Taylor (437).....Memphis St

1976

1. Choice to Miami
2. Choice to Detroit through San Diego
3. Choice to New Orleans through

- San Diego
4. Choice to Oakland through San Diego
5. Choice to Los Angeles
 - G Mike Hughes (148).....Baylor (from St. Louis)
6. Choice to Kansas City
 - DB Tom Marvaso (179).....Cincinnati (from Los Angeles)
7. Choice forfeited
8. Choice to Buffalo through Atlanta
 - WR Bryan Fryer (234).....Alberta (selection voided)
9. G Curtis Atkins (254).....Hawaii
10. LB Paul Strohmeier (272).....Washington (from Chicago)
 - Choice to Miami
11. DE Dean Gissler (308).....Nebraska
12. DB Walter Tullis (342).....Delaware St
13. DB Wayne Britt (364).....Michigan
14. DB Quinn Buckner (393).....Indiana (selection voided)
15. Choice to St. Louis
 - RB John Monroe (426).....Bluefield St (from St. Louis)
16. Choice to Baltimore through Baltimore and St. Louis
17. DB Chuck Willis (476).....Oregon

1977

1. Choice to St. Louis
2. Choice to Los Angeles through San Diego
3. Choice to San Diego
4. DE Duncan McColl (97).....Stanford (from Miami)
 - Choice to Kansas City
5. Choice to Los Angeles
6. Choice to Atlanta
7. Choice to Oakland through Houston and NY Giants
 - TE Reggie Haynes (198).....UNLV (from Los Angeles)
8. Choice to Kansas City
9. Choice to Atlanta
 - RB Mike Northington (246).....Purdue (from Los Angeles)
10. RB James Sykes (273).....Rice
11. DB Don Harris (300).....Rutgers
12. DE Curtis Kirkland (327).....Missouri

1978

1. Choice to St. Louis
2. Choice to Los Angeles
3. Choice to Los Angeles
4. Choice to Cleveland through LA
5. Choice to Philadelphia
6. Choice to New Orleans through Houston
 - RB Tony Green (159).....Florida (from Minn. through San Francisco)
7. Choice to Kansas City
8. WR Walker Lee (202).....North Carolina (from San Francisco)
 - Choice to Atlanta
 - LB Don Hover (219).....Washington St (from Los Angeles)
9. QB John Hurley (243).....Santa Clara
10. DE Scott Herstein (270).....Azusa Pacific
11. DE Mike Williams (297).....Texas A&M
12. G Steve McCabe (324).....Bowdoin

1979

1. Choice to Cincinnati
2. Choice to Oakland through St. Louis
3. Choice to Baltimore through Houston
4. Choice to Philadelphia
 - TE Don Warren (103).....San Diego St
5. Choice to Cleveland
6. Choice to Baltimore

7. Choice to New England
LB Rich Miot (182).....Penn State
(from Seattle)
8. Choice to Miami
9. WR Kris Haines (233).....Notre Dame
10. Choice to Kansas City
11. LB Monte Coleman (289).....Arkansas St
WR Tony Hall (300).....Knoxville
(from New England)
12. Choice to Cleveland

1980

1. WR Art Monk (18).....Syracuse
2. Choice to Los Angeles
DE Mat Mendenhall (55).....BYU
3. Choice to San Fran. through LA
4. Choice to Tampa Bay
5. Choice to Buffalo
6. LB Farley Bell (155).....Cincinnati
7. G Melvin Jones (187).....Houston
8. Choice to Miami
9. WR L. McCullough (241).....Illinois
10. RB Lewis Walker (268).....Utah
11. DE Mike Matocha (295).....Texas - Arlington
12. DE Marcene Emmett (327).....N. Alabama

1981

1. Choice to Los Angeles
T Mark May (20).....Pittsburgh
(from Los Angeles)
2. Choice to San Francisco
3. Choice to Los Angeles
G Russ Grimm (69).....Pittsburgh
(from Miami through Los Angeles)
4. QB Tom Flick (90).....Washington
(from Green Bay)
Choice to Cleveland
5. DE Dexter Manley (119).....Oklahoma St
G Gary Sayre (132).....Cameron
(from Los Angeles)
6. LB Larry Kubin (148).....Penn State
7. Choice to Los Angeles
8. WR Charlie Brown (201).....S. Carolina St
9. G Darryl Grant (231).....Rice
10. QB Phil Kessel (257).....N. Michigan
T Allan Kennedy (267).....Washington St
(from New England through Cleveland)
11. WR Jerry Hill (284).....North Alabama
12. WR Clint Didier (314).....Portland St

1982

1. Choice to Baltimore through Los Angeles
2. Choice to New Eng. through San Fran.
DB Vernon Dean (49).....San Diego St
(from San Diego through Los Angeles)
3. WR Carl Powell (61).....Jackson St
(from Los Angeles)
4. DE Todd Liebenstein (99).....UNLV
5. Choice to St. Louis
TE Michael Williams (133)Alabama A&M
(from Buffalo)
6. LB Lamont Jeffers (153).....Tennessee
7. LB John Schachtner (180).....N. Arizona
8. Choice to Cleveland
DT Ralph Warthen (223).....Gardner Webb
(from San Fran. through New Orleans)
9. DB Ken Coffey (226).....SW Texas St
(from New Orleans)
- DT Randy Trautman (238).....Boise State
10. DE Harold Smith (254).....Kentucky St
(from New Orleans)
- DB Terry Daniels (265).....Tennessee
11. K Dan Miller (281).....Miami
(from Miami)
- QB Bob Holly (291).....Princeton
12. T Don Laster (309).....Tennessee St
(from New Orleans)
- LB Jeff Goff (322).....Arkansas

1983

1. DB Darrell Green (28).....Texas A&I
2. RB Richard Williams (56).....Memphis St
3. DE Charles Mann (84).....Nevada
4. Choice to Buffalo through New Orleans
5. Choice to Pittsburgh
6. T Bob Winkler (166).....Wisconsin
(from LA Raiders)
QB Babe Laufenberg (166).....Indiana
7. RB Kelvin Bryant (196).....North Carolina
8. T Todd Hallstrom (224).....Minnesota
9. RB Marcus Gilbert (251).....TCU
10. LB Jeff Gandy (279).....Baylor
11. Choice to San Diego
12. Choice to NY Giants

1984

1. Choice to NY Giants
2. DT Bob Slater (31).....Oklahoma
(from NY Giants)
DE Steve Hamilton (55).....E. Carolina
3. QB Jay Schroeder (83).....UCLA
4. RB Jimmy Smith (102).....Elon
(from LA Rams through Houston)
Choice to Pittsburgh
5. LB Jeff Pegues (125).....East Carolina
(from Chicago through San Diego,
Seattle and NY Giants)
Choice to San Fran. through LA Raiders
6. T Curt Singer (167).....Tennessee
7. WR Mark Smith (195).....N. Carolina
8. DB Jeff Smith (223).....Missouri
9. Choice to New England
10. RB Keith Griffin (279).....Miami
11. TE Anthony Jones (306).....Wichita St
12. WR Curtland Thomas (335).....Missouri

1985

1. Choice to New Orleans
2. DB Tony Nixon (33).....San Diego St
(from Atlanta)
Choice to St. Louis through Atlanta
3. Choice to Raiders through Houston
4. Choice to LA Raiders
5. RB Raphael Cherry (122).....Hawaii
(from New Orleans)
Choice to Pittsburgh
6. TE Danzell Lee (163).....Lamar
7. KR Jamie Harris (177).....Oklahoma St
(from Philadelphia)
- RB Lionel Vital (185).....Nicholls St
(from St. Louis through Kansas City)
Choice to LA Raiders through NE
8. DB Barry Wilburn (219).....Mississippi
9. G Mitch Geier (247).....Troy State
10. RB Terry Orr (263).....Texas
(from New Orleans)
Choice to LA Raiders
11. G Raleigh McKenzie (290).....Tennessee
(from New Orleans)
- DB Garry Kimble (304).....Sam Houston St
12. DT Dean Harmel (309).....Tulsa
(from Buffalo)
- LB Bryan Winn (331).....Houston

1986

1. Choice to Atlanta
2. DE Markus Koch (30).....Boise State
(from Atlanta)
WR Walter Murray (45).....Hawaii
(from San Francisco)
Choice to Phila. through LA Raiders
3. DB Alvin Walton (75).....Kansas
4. Choice to San Fran. through LA Rams
5. LB Ravin Caldwell (113).....Arkansas
(from Atlanta)
Choice to Philadelphia through Atlanta
6. QB Mark Rypien (146).....Washington St

(from Kansas City)

- G Jim Huddleston (156).....Virginia
(from San Francisco)
Choice to Atlanta
7. RB Rick Badanjek (186).....Maryland
8. LB Kurt Gouvela (213).....BYU
9. DB Wayne Asberry (239).....Texas A&M
10. Choice to San Francisco
11. RB Kenny Fells (297).....Henderson St
12. WR Eric Yarber (323).....Idaho

1987

1. Choice to San Francisco
2. DB Brian Davis (30).....Nebraska
(from Indianapolis)
T Wally Kleine (48).....Notre Dame
(from NY Jets through LA Raiders)
Choice to LA Raiders
3. Choice to Raiders through New England
4. Choice to Buffalo
5. RB Timmy Smith (117).....Texas Tech
(from Buffalo)
Choice to Tampa Bay
6. DB Steve Gage (144).....Tulsa
(from Buffalo)
T Ed Simmons (164).....E. Washington
7. DB Johnny Thomas (192).....Baylor
8. DB Clarence Vaughn (219).....N. Illinois
9. RB Alfred Jenkins (248).....Arizona
10. WR Ted Wilson (274).....Central Florida
11. WR Laron Brown (304).....Texas
12. C Ray Hitchcock (331).....Minnesota

1988

1. Choice to Chicago
2. K Chip Lohmiller (55).....Minnesota
3. KR Mike Oliphant (66).....Puget Sound
(from LA Rams)
Choice to LA Rams
4. RB Jamie Morris (109).....Michigan
5. DB Carl Mims (127).....Sam Houston St
(from New England)
Choice to LA Rams
6. QB Stan Humphries (159).....NE Louisiana
(from Indianapolis)
Choice to LA Rams
7. DB Harold Hicks (193).....San Diego St
8. RB Darryl McGill (221).....Wake Forest
9. LB Blake Peterson (249).....Mesa College
10. T Henry Brown (277).....Ohio State
11. DE Curt Koch (305).....Colorado
12. P Wayne Ross (315).....San Diego St
(from LA Rams)
Choice to LA Rams

1989

1. Choice to Chicago
2. Choice to Dallas through LA Raiders
3. DT Rucker (66).....Auburn
4. Choice to New England
WR Erik Affholter (110).....USC
(from Chicago through LA Raiders)
5. Choice to Green Bay
DB Tim Smiley (129).....Arkansas St
(from Indianapolis)
DE Lybrant Robinson (139).....Delaware St
(from San Fran. through LA Raiders)
6. DB AJ Johnson (149).....SW Texas St
7. LB Kevin Hendrix (179).....South Carolina
8. Choice to Green Bay
9. TE Charles Darrington (233).....Kentucky
10. C Mark Schlereth (263).....Idaho
11. Choice to Tampa Bay through LA Rams
(from San Diego)
12. TE Jimmy Johnson (316).....Howard
RB Joe Mickles (317).....Mississippi

1990

1. Choice to Atlanta

- LB Andre Collins (46)Penn State
- G Moe Elewonibi (76).....BYU
- QB Cary Conklin (86).....Washington
Choice to Indianapolis
DB Rico Labbe (109).....Boston College
(from San Fran, through LA Raiders)
- RB Brian Mitchell (130).....SW Louisiana
- DT Kent Wells (160).....Nebraska
- Choice to San Diego
- Choice to Indianapolis
- G Tim Moxley (243).....Ohio State
- DB D Juan Francisco (262) ..Notre Dame
(from Miami)
- DT Thomas Rayam (270).....Alabama
- LB Jon Leyerenz (297).....Minnesota
- Choice to San Diego

1991

- DT Bobby Wilson (17).....Michigan St.
(from Houston through NE and Dallas)
Choice to Dallas
- Choice to San Diego
- RB Ricky Ervins (76).....USC
- Choice to Pittsburgh
- Choice to Dallas
- TE Dennis Ransom (159).....Texas A&M
- WR Keith Cash (188).....Texas
- DB Jimmy Spencer (215).....Florida
- DB Charles Bell (243).....Baylor
- P Cris Shale (270).....Bowling Green
- S David Gulleddge (299).....Jacksonville St
- WR Keenan McCardell (326).....UNLV
1992
- WR Desmond Howard (4).....Michigan
(from Cincinnati)
Choice to Cincinnati
- DE Shane Collins (47).....Arizona St
(from Kansas City through Dallas)
Choice to Detroit through Dallas
- G Paul Stever (74).....Penn State
(from Kansas City through Dallas)
Choice to Cincinnati
- QB Chris Hakel (112).....William & Mary
- Choice to San Diego
- TE Ray Rowe (168).....San Diego St
- DB Calvin Holmes (196).....USC
- G Darryl Moore (224).....UTEP
- LB Boone Powell (252).....Texas

- LB Tony Barker (280).....Rice
- WR Terry Smith (308).....Penn State
- C Matt Elliott (336).....Michigan

1993

- DB Tom Carter (17).....Notre Dame
- RB Reggie Brooks (45).....Notre Dame
- LB Rick Hamilton (71).....Central Florida
P Ed Bunn (80).....UTEP
(from San Diego)
- DE Sterling Palmer (101).....Florida St
- C Greg Huntington (128).....Penn State
- DB Darryl Morrison (155).....Arizona
TE Frank Wycheck (160).....Maryland
(from Minnesota)
- Choice to Pittsburgh
- LB Lamont Hollinquest (212).....USC

1994

- QB Heath Shuler (3).....Tennessee
- T Tré Johnson (31).....Temple
- WR Tydus Winans (67).....Fresno State
G Joe Patton (97).....Alabama A&M
- TE Kurt Haws (105).....Utah
- Choice to Minnesota
- DE Dexter Nottage (163).....Florida A&M
- QB Gus Frerotte (197).....Tulsa

1995

- WR Michael Westbrook (4).....Colorado
- C Cory Rayment (37).....Wisconsin
- CB Darryl Pounds (68).....Nicholls State
- RB Larry Jones (103).....Miami
- TE Jamie Asher (137).....Louisville
DE Rich Owens (152).....Lehigh
- T Brian Thure (176).....California
- CB Scott Turner (226).....Illinois

1996

- Choice to St. Louis (Sean Gilbert)
T Andre Johnson (30).....Penn State
- Choice to Dallas
- Choice to Dallas
- RB Stephen Davis (102).....Auburn
- S Leomont Evans (138).....Clemson
- DE Kelvin Kinney (174).....Virginia State
- LB Jeremy Asher (215).....Oregon
WR Deandre Maxwell (250).....San Diego St

1997

- DE Kenard Lang (17).....Miami
- LB Greg Jones (51).....Colorado
- LB Derek Smith (80).....Arizona State
- WR Albert Connell (115).....Texas A&M
- S Jamal Williams (132).....Nebraska
CB Keith Thibodeaux (140).....NW Louisiana
LB Twan Russell (148).....Miami
G Brad Badger (162).....Stanford

1998

- Choice to Cincinnati (Dan Wilkinson)
- TE Stephen Alexander (48).....Oklahoma
- RB Skip Hicks (69).....UCLA
(from New Orleans)
- LB Shawn Barber (113).....Richmond
(from Detroit through Oakland)
- C Mark Fischer (140).....Purdue
- WR Pat Palmer (170).....Northwestern St
- CB David Terrell (191).....UTEP
(from Oakland)
LB Antwaune Ponds (206).....Syracuse

1999

- CB Champ Bailey (7).....Georgia
(from Chicago)
Choice to Minnesota (Brad Johnson)
- T Jon Jansen (37).....Michigan
(from Chicago)
Choice to Oakland through Chicago
- Choice to Pittsburgh through Minnesota
- Choice to Chicago
LB Nate Stimson (107).....Georgia Tech
(from New Orleans)
- Choice to Chicago
T Derek Smith (165).....Virginia Tech
(from Denver)
- K Jeff Hall (181).....Tennessee
- WR Tim Alexander (217).....Oregon State

2000

- LB LaVar Arrington (2).....Perin State
- OL Chris Samuels (3).....Alabama
- DB Lloyd Harrison (64).....NC State
- OL Michael Moore (129).....Troy St (AL)
- DB Quincy Sanders (155).....UNLV
- QB Todd Husak (202).....Stanford
- DL Del Cowsette (216).....Maryland
- WR Ethan Howell (250).....Oklahoma St

2001

- WR Rod Gardner (15).....Clemson
- CB Fred Smoot (45).....Mississippi State
- Choice to Kansas City
- QB Sage Rosenfels (109).....Iowa State
- Choice to St. Louis
- WR Damerion McCants (154).....Delaware State
(from Denver through St. Louis)
- Choice to Miami
- DT Mario Monds (186).....Cincinnati
(from St. Louis)
- Choice to Atlanta through Denver



FIRST PICKS (1936-2000)

Year	Rd	Pos	Player	
1936	1	QB	Riley Smith	Alabama
1937	1	QB	Sammy Baugh	TCU
1938	1	B	Andy Farkas	Detroit
1939	1	T	I.B. Hale	TCU
1940	1	B	Ed Boell	NYU
1941	1	B	Forrest Evashevski	Michigan
1942	1	B	Ordan Sanders	Texas
1943	1	B	Jack Jenkins	Missouri
1944	1	B	Mike Micka	Colgate
1945	1	B	Jim Hardy	USC
1946	1	B	Cal Ross	UCLA
1947	1	B	Cal Rossi	UCLA
1948	1	B	Harry Gilmer	Alabama
1949	1	FB	Rob Goode	Texas A&M
1950	1	HB	George Thomas	Oklahoma
1951	1	FB	Leon Heath	Oklahoma
1952	1	QB	Larry Isbell	Baylor
1953	1	QB	Jack Scarbath	Maryland
1954	1	TE	Steve Melinge	Kentucky
1955	1	QB	Ralph Guglielmi	Notre Dame
1956	1	FB	Ed Vereb	Maryland
1957	1	RB	Don Bosseler	Miami
1958	2	RB	Mike Sommer	G. Washington
1959	1	QB	Don Allard	Boston College
1960	1	QB	Richie Lucas	Penn State
1961	1	QB	Norman Snead	Wake Forest
1962	1	RB	Ernie Davis	Syracuse
1963	1	TE	Pat Richter	Wisconsin
1964	1	RB	Charley Taylor	Arizona State
1965	2	T	Bob Breitenstein	Tulsa
1966	1	K	Charlie Gogolak	Princeton
1967	1	FB	Ray McDonald	Idaho
1968	1	DB	Jim Smith	Oregon

Year	Rd	Pos	Player	
1969	2	DB	Eugene Epps	UTEP
1970	2	DE	Bill Brundige	Colorado
1971	2	WR	Cotton Speyrer	Texas
1972	8	RB	Moses Denson	Maryland
1973	5	G	Charles Cantrell	Lamar
1974	6	TE	Jon Keyworth	Colorado
1975	5	RB	Mike Thomas	UNLV
1976	5	T	Mike Hughes	Baylor
1977	4	DE	Duncan McColl	Stanford
1978	6	RB	Tony Green	Florida
1979	4	TE	Don Warren	San Diego State
1980	1	WR	Art Monk	Syracuse
1981	1	T	Mark May	Pittsburgh
1982	2	CB	Vernon Dean	San Diego State
1983	1	CB	Darrell Green	Texas A&I
1984	2	DT	Bob Slater	Oklahoma
1985	2	CB	Tory Nixon	San Diego State
1986	2	DE	Markus Koch	Boise State
1987	2	CB	Brian Davis	Nebraska
1988	2	K	Chip Lohmiller	Minnesota
1989	3	DT	Tracy Rucker	Auburn
1990	2	LB	Andre Collins	Penn State
1991	1	DT	Bobby Wilson	Michigan State
1992	1	WR	Desmond Howard	Michigan
1993	1	CB	Tom Carter	Notre Dame
1994	1	QB	Heath Shuler	Tennessee
1995	1	WR	Michael Westbrook	Colorado
1996	1	T	Andre Johnson	Penn State
1997	1	DE	Kenard Lang	Miami
1998	2	TE	Stephen Alexander	Oklahoma
1999	1	CB	Champ Bailey	Georgia
2000	1	LB	LaVar Arrington	Penn State
2001	1	WR	Rod Gardner	Clemson

ALL-TIME COACHING RECORDS

Head Coach	Regular Season				Playoffs		Yrs.
	W	L	T	Pct.	W	L	
Lud Wray	4	4	2	.500	0	0	1932
Lone Star Dietz	11	11	2	.500	0	0	1933-34
Eddie Casey	2	8	1	.227	0	0	1935
Ray Flaherty	54	21	3	.712	2	2	1936-42
Arthur "Dutch" Bergman	6	3	1	.650	1	1	1943
Dud DeGroot	14	5	1	.725	0	1	1944-45
A.G. "Turk" Edwards	16	18	1	.471	0	0	1946-48
John Whelchel	3	3	1	.500	0	0	1949
Herman Ball	4	16	0	.200	0	0	1949-51
Dick Todd	5	4	0	.556	0	0	1951
Earl "Curly" Lambeau	10	13	1	.438	0	0	1952-53
Joe Kuharich	26	32	2	.450	0	0	1954-58
Mike Nixon	4	18	2	.208	0	0	1959-60
Bill McPeak	21	46	3	.321	0	0	1961-65
Otto Graham	17	22	3	.440	0	0	1966-68
Vince Lombardi	7	5	2	.571	0	0	1969
Bill Austin	6	8	0	.429	0	0	1970
George Allen	67	30	1	.689	2	5	1971-77
Jack Pardee	24	24	0	.500	0	0	1978-80
Joe Gibbs	124	60	0	.674	16	5	1981-92
Richie Petitbon	4	12	0	.250	0	0	1993
Norv Turner	49	59	1	.450	1	1	1994-00
Terry Robiskie	1	2	0	.333	0	0	2000 (interim)
Total	479	424	27	.530	22	15	1932-2000

ALL-TIME ASSISTANT COACHES

A

Aldrich, Charles "Ki"	1947
Arapoff, Jason	1992-00
Austin, Bill	1969-70, 1973-77

B

Baker, Ray	1937-39
Ball, Herman	1952-54
Bass, Marvin	1952
Banker, Chuck	1987-88
Bielski, Dick	1973-76
Bowser, Bob	1978-80
Breaux, Don	1981-93
Bugel, Joe	1981-89
Burns, Jack	1989-91

C

Cabrelli, Larry	1951
Callahan, Ray	1978-80
Cameron, Cam	1994-96
Carpenter, Ken	1968
Carpenter, Lew	1969-70
Carter, Rubin	1999-00
Cherundolo, Charles	1964-65

D

DePaul, Bobby	1989-93
Diange, Joe	1987
Dickson, George	1969-70, 1978-80
Doll, Don	1966-70
Dowhower, Rod	1990-93
Dowler, Boyd	1971-72
Dudley, Bill	1953
Dunn, John	1984-86

E

Edwards, Glenn "Turk"	1940-45, 1949
Evans, Dick	1955-58

F

Fazio, Foge	2000
FitzGerald, Jeff	1998-99
Flaherty, Pat	2000

G

Gibron, Abe	1960-64
Grimm, Russ	1992-00

H

Haluchak, Mike	1994-96
Hanifan, Jim	1990-96
Hayes, Tom	1995-99
Hawkins, Ralph	1972-77
Hefferle, Ernie	1959
Henning, Dan	1981-82, 1987-88
Hickman, Bill	1973-77, 1981-88
Hilton, John	1978-80
Hilyer, Jim	1975-76
Horton, Ray	1994-96
Huff, Sam	1969-70
Hughes, Ed	1964-67

J

Jackson, Bobby	1994-99
----------------------	---------

K

Karmelowicz, Bob	1994-96
Kilroy, Frank	1962-64
Kuharich, Joe	1954

L

Lanham, Paul	1973-77, 1987-88
Leggett, Earl	1997-99
Levy, Marv	1971-72
Lindsey, Dale	1997-98
Lynn, Ron	1994-96

M

Marchbroda, Ted	1961-65, 1971-74
Martz, Mike	1997-98
Mathews, Ray	1968
Matuszak, Marv	1977
McCormack, Mike	1966-72
McCulley, Pete	1977
McDaniel, LeCharls	1997-00
McPeak, Bill	1959
Mee, Kirk	1974-77
Meeks, Ron	2000
Millner, Wayne	1946-48, 1954
Moore, Wilber	1947-50

N

Neri, Jerry	1952
Nixon, Mike	1954-58
Nolan, Mike	1997-99

O

O'Connor, Fred	1979-80
Olivadotti, Kirk	2000
Olson, Rich	1999

P

Pardee, Jack	1973
Peccatiello, Larry	1981-93
Petitbon, Richie	1978-92
Pope, Michael	1997-99

R

Reed, Max	1950
Raines, Frank	1988-89
Renfro, Ray	1966-67
Rhodes, Ray	2000
Rhome, Jerry	1983-87
Riley, Dan	1982-99
Robiskie, Terry	1994-00
Rodriguez, Pete	1994-97

S

Scarry, Mike	1966-68
Sevier, Wayne	1981-86, 1989-93
Sidwell, Ed	1997-99

ALL-TIME ASSISTANT COACHES

Siemering, Larry	1953
Simmons, Warren "Rennie"	1981-93
Speros, Jim	1982-83
Sullivan, Joe	1971-72
Stautner, Ernie	1965
Svare, Harland	1969-70

T

Taylor, Charley	1981-93
Temerario, Tim	1960-65
Tereshinski, Joe	1955-59
Thomas, Emmitt	1986-94
Todd, Dick	1951
Torgeson, Torgy	1959-61, 1971-77, 1981-93
Trgovac, Mike	2000
Tuttle, Orville	1951

U

Urich, Richard "Doc"	1978-80
----------------------------	---------

V

Verduzco, Jason	2000
-----------------------	------

W

Waller, Charlie	1972-77
Walton, Frank	1948
Walton, Joe	1974-80
Wetzel, Steve	1990-91
Wilson, George	1965
Wilson, Kirby	2000
Willsey, Ray	1962-63
Winner, Charley	1971-72



Joe Gibbs



George Allen



Ray Flaherty

HISTORY OF THE NFL

Sept. 17, 1920	Chicago Cardinals and Decatur (Ill.) Staley's.
Aug. 27, 1921	Green Bay Packers.
Jan. 28, 1922	Decatur Staley's transferred to Chicago Bears.
Aug. 1, 1925	New York Giants: Detroit (withdrew July 27, 1927); reinstated Aug. 12, 1928; inactive July 12, 1930; Portsmouth franchise moved to Detroit June 30, 1934.
July 8, 1932	Inactive Boston franchise transferred to syndicate headed by George Preston Marshall, named Boston Braves, changed to Redskins in 1933.
July 8, 1933	Pittsburgh Steelers.
July 9, 1933	Philadelphia Eagles (Bert Bell awarded franchise forfeited by Frankford Yellow jackets).
Feb. 12, 1937	Cleveland Rams (suspended operation for one season April 6, 1943; resumed operations April 19, 1944).

Feb. 13, 1937	Boston Redskins franchise moves to Washington.
April 19, 1944	Boston Yanks (merged with Brooklyn Tigers April 10, 1945; NFL cancels Boston franchise and awards franchise to Ted Collins as the New York Bulldogs, later the Yanks Jan. 21, 1949; League purchases assets of Yanks, awards franchise to Dallas Texans Jan. 19, 1952; franchise transferred to Baltimore Jan. 23, 1953).
Jan. 12, 1946	Cleveland Rams transferred to Los Angeles Rams.
Dec. 9, 1949	Baltimore Colts, Cleveland Browns, San Francisco 49ers join the NFL from the AAC. Baltimore disbanded following 1950 season.
Jan. 23, 1953	Baltimore (See Boston Yanks above, April 19, 1944).
Aug. 14, 1959	AFL organization meeting; New York, Dallas, Denver, Los Angeles, Minneapolis, Houston.
Nov. 22, 1959	Buffalo Bills admitted to AFL.
Jan. 27, 1960	Boston Patriots admitted to AFL.
Jan. 28, 1960	Minneapolis withdraws from AFL. Dallas Cowboys awarded NFL franchise for 1960; Minnesota Vikings awarded NFL franchise for 1961.
Jan. 30, 1960	Oakland Raiders admitted to AFL.
March 13, 1960	Chicago Cardinals franchise moves to St. Louis.
Feb. 10, 1961	AFL Los Angeles Chargers transferred to San Diego.
Feb. 8, 1963	AFL Dallas Texans transferred to Kansas City Chiefs.
June 30, 1965	Atlanta Falcons awarded NFL franchise for 1968.
Aug. 16, 1965	Miami Dolphins awarded AFL franchise for 1966.
June 3, 1966	NFL and AFL agree to form combined league of 24 teams under title of NFL, with regular season competition to begin in 1970. Pre-season games and the Super Bowl to begin in 1967. Pete Rozelle named commissioner.
Nov. 1, 1966	New Orleans Saints awarded NFL franchise for 1967.
May 24, 1967	Cincinnati Bengals awarded AFL franchise for 1968.
May 17, 1970	Baltimore, Cleveland, and Pittsburgh agree to move to AFC, while remaining NFL teams form NFC.
April 24, 1974	Tampa Bay Buccaneers awarded NFL franchise for 1976.
June 4, 1974	Seattle Seahawks awarded NFL franchise for 1976.
May 7, 1982	Oakland Raiders franchise moves to Los Angeles.
March 28, 1984	Baltimore Colts franchise moves to Indianapolis.
March 24, 1988	St. Louis Cardinals franchise moves to Phoenix.
October 26, 1993	Carolina Panthers awarded NFL franchise.
November 30, 1993	Jacksonville Jaguars awarded NFL franchise.
January 18, 1995	Los Angeles Rams franchise moves to St. Louis.
June 23, 1995	Los Angeles Raiders franchise moves to Oakland.
February, 1996	Cleveland Browns franchise moves to Baltimore.
September 12, 1999	Cleveland Browns franchise begins play.
October, 1999	Houston awarded franchise.
May 22, 2001	NFL Owners vote unanimously for realignment in 2002.

REDSKINS MEMORY LANE

<p>The Start July 9, 1933</p>	<p>George P. Marshall heads syndicate (Vincent Bendix, Jay O'Brien, Dorland Doyle) that buys NFL franchise for Boston, MA. They contract to play in Braves-Field, home of National League Baseball team, and are called "The Braves."</p>
<p>The Name July 8, 1933</p>	<p>The Boston Gridders move to Fenway Park, home of the American League Red Sox, and "The Braves" become "The Redskins."</p>
<p>The Franchise Feb. 13, 1937</p>	<p>The Washington Redskins are officially born! The National Football League approves transfer of Boston Redskins franchise to Washington, DC, and a new history begins.</p>
<p>The Band Aug. 9, 1937</p>	<p>The famed Redskins Band founded. First of its kind.</p>
<p>First Victory Sept. 16, 1937</p>	<p>The First Game! Thursday night opener draws 19,941 fans to flood-lighted Griffith Stadium. Riley Smith scores on 60-yard run with interception, two field goals and an extra point. Redskins 13, Giants 3.</p>
<p>First Title Dec. 5, 1937</p>	<p>Ten thousand fans stomp up Broadway behind brass band. Sammy Baugh completes 11 of 15, Cliff Battles runs 75 and 76 yards for TDs, Giants routed 49-14, for Eastern Championship.</p>
<p>World Champs! Dec. 12, 1937</p>	<p>Freezing weather, frozen field, icy-nerved Bears can't stop Baugh. Completes 17 of 33 for 335 yards and 3 TDs. Wayne Millner, the all-time Notre Dame great, escapes with nine catches for 160 yards, including 77 and 55-yd.TD spring.</p>
<p>Westward Ho! Aug. 2, 1939</p>	<p>Redskins set forth on first coast-to-coast football training trip. Training site: Aug. Eastern State Normal School in Cheney, Washington.</p>
<p>Zero Hour Oct. 1, 1939</p>	<p>Only scoreless tie in Redskin history as Giants are battled in mud and rain.</p>
<p>Record Pass Oct. 15, 1939</p>	<p>From kick formation, standing deep in end zone, Frank Filchock flips pass to Andy Farkas who goes all the way for the touchdown. Longest pass play in National Football League history, 99 yards.</p>
<p>Eastern Champs Dec. 1, 1940</p>	<p>Miniature-sized Davy O'Brien of Eagles completes 33 passes in 60 attempts, but Redskins win 13-6 to clinch Eastern Championship.</p>
<p>73-to-Ohhhh! Dec. 8, 1940</p>	<p>Redskins get more first downs than Bears in World Championship Game at Griffith Stadium, but lose 73-0.</p>
<p>California Aug. 18, 1941</p>	<p>Redskins bring pro football on large scale for first time to California. Establish training quarters in San Diego at Brown Military Academy.</p>
<p>Title Escapes Nov. 23, 1941</p>	<p>Fifty seconds to go in the Eastern Championship Game, Redskins hold 13-10 lead. But Giants get field goal and touchdown to win, 20-13.</p>
<p>Only Loss Sept. 27, 1942</p>	<p>Giants don't make first down, gain only ONE yard rushing, complete just ONE pass...but it's good for TD; then they capture another TD on interception...and Redskins suffer their only 1942 defeat,14-7.</p>
<p>World Champs! Dec. 13, 1942</p>	<p>Bears take early lead on errant pass from center. But Sam Baugh's 85-yd. quick kick sets them back on their heels. Wilbur Moore then makes a vital interception and follows with a sensational catch for 38-yd TD. Andy Farkas caps victory by carrying ball 10 of 12 times on 80-yd TD tour. Score: 14-6.</p>
<p>Division Title Dec. 13, 1942.</p>	<p>After two straight losses, Redskins bounce back in Eastern title playoff to trash Giants 28-0.</p>
<p>Runner Up Dec. 26, 1943</p>	<p>Sam Baugh suffers concussion early tackling Sid Luckman on punt return and Bears go on to win NFL title 41-21.</p>
<p>To a T July 30, 1945</p>	<p>Redskins abandon their double-wing formation and adopt the T-formation.</p>
<p>Eastern Champs Dec. 9, 1945</p>	<p>Second straight shutout (Steelers 24-0 Dec. 2) vs. Giants 17-0, wins Eastern title.</p>

One Point Shy Dec. 16, 1945	In subzero weather, Redskins lose world title to Rams, 15-14, on incredibly freakish plays. Baugh's pass from end zone hits goal-post for safety (no longer allowed); and Waterfield's try-for-point hits crossbar and bounces over.
Charity Game Sept. 6, 1946	First Annual Redskins-Rams game for benefit in Los Angeles Times Charities, Inc. draws 68,188 to Memorial Coliseum and nets Times Boys Club \$96,711.23.
High Note June 13, 1947	Redskins Band performs at Philadelphia Inquirer's Famed Festival of Music alongside Whiteman, Waring and the Philharmonic.
Champs Trumped Nov. 23, 1947	Fans give auto to Sam Baugh who thanks them with 6 TD tosses, routing champion Cards, 45-21.
First on TV June 14, 1950	American Oil announces plans to televise all Redskins games - no other pro team on TV.
Baugh-to-Bach Oct. 10, 1954	Dr. Howard Mitchell leads his National Symphony Orchestra at mid-field in a half-time show.
TD Torrent Oct. 1, 1955	Twenty-one points in 137 seconds! Eagles lead 16-0 in 3rd quarter. Brito recovers fumble on their 32 and LeBaron passes to Janowicz for TD. Torgeson recovers fumble on Eagles 13. Janowicz goes over. Redskins win, 31-30.
The Alumni Oct. 15, 1958	Redskins Alumni Association organized. Twenty-three former players residing here adopt formal constitution and by-laws and invite all non-resident ex-Redskins to join.
New Home	Redskins sign 30-year lease to play in proposed D.C. Stadium and Congress gives go-ahead to build.
Home Debut Oct. 1, 1961	First game in new D.C. Stadium draws 37,767. Redskins fail to hold 21-7 lead, Giants win 24-21.
4 of a Kind Dec. 17, 1961	Dick James scores 4 TDs to set Redskins single game scoring record in 34-24 win over Dallas.
Sonny and Sam 1964	Redskins stun public by trading QB Norman Snead to Eagles for veteran QB Sonny Jurgensen. Then repeat performance, shipping favorite Dick James to N.Y. for Sam Huff.
A Sunny Day Oct. 11, 1964	Sonny Jurgensen out-duels Norm Snead by pitching four TD's against the Eagles in the first meeting of the traded quarterbacks.
Record Rally Nov. 28, 1965	Sonny Jurgensen sparks greatest comeback win in Redskin history. Down 21-0, Redskins record 34-31 victory over the Cowboys as Sonny passes for over 400 yards and 3 TDs.
Graham Era Jan. 25, 1966	Redskins appoint former Cleveland star, Otto Graham, Head Coach and Jan. General Manager.
TD Jamboree Nov. 27, 1966	The Redskins and Giants score the most points in NFL history as they tie or set many team and league records in Washington's rout of New York, 72-41.
Record Breakers 1967	Sonny Jurgensen sets new Redskin and NFL passing records for most attempts, completions, and yards. Receivers Charley Taylor, Jerry Smith and Bobby Mitchell finish first, second and fourth in the League; highest ever by receivers on the same team.

Lombardi Hired
Feb. 7, 1969

George Preston
Aug. 9, 1969

A Winning Season
Dec. 14, 1969

Lombardi Dies
Sept. 3, 1970

1,000-Yard Club
Dec. 13, 1970

NFL Rushing Champ
Dec. 20, 1970

Allen Hired
Jan. 6, 1971

A New Home
June 2, 1971

Future is Now
1971

Coach of Year
1971

NFC Champions
1972

Larry Brown -
NFL "Player of Year"
1972

NFC Coach of Year
1972

The unbelievable happened - Vince Lombardi leaves Green Bay to become head coach of the Redskins.

George Preston Marshall, founder of the Washington Redskins, dies at his home at the age of 72.

Redskins defeat New Orleans by score of 17-14 to insure their first winning season since 1955. Victory also keeps Coach Lombardi's record of never having coached a losing NFL team intact.

The sports world is grieved by the death of Vincent T. Lombardi, Head Coach and Executive Vice President of the Redskins.

Larry Brown, on second offensive play of game with Eagles and needing 4 yards to break the 1,000-yard barrier, gains 12 yards to become the first Redskin in history to become a member of the 1,000- yard club.

Larry Brown ends the season as the top rusher in the NFL with a total of 1,125 yards in 237 attempts for a 4.7 avg. He is the first Redskin since Cliff Battles in 1937 to win rushing title.

George Allen, winningest coach in the NFC, named Head Coach and General Manager.

Groundbreaking ceremonies for Redskins new home, Redskin Park, near Dulles Airport.

Allen guides Redskins to most wins, 9 in 29 years with 9-4-1 record. First time in 29 years Redskins gained championship playoff game.

George Allen voted NFL and NFC "Coach of Year."

Redskins win first title in 30 years with a convincing 26-3 win over defending World Champion Dallas Cowboys in RFK Stadium following 16-3 playoff victory over Green Bay. Redskins lose 14-7 to Miami in Super Bowl VII in the LA Coliseum.

Larry Brown honored by all selections as NFL "Player of Year," wins NFC rushing title setting new Redskins rushing record with his 1,216 yards, his second over 1,000 year.

For second year in a row, George Allen accorded "Coach of Year" honors.



Coach George Allen with Charley Harraway, Sonny Jurgensen, Len Hoss and Larry Brown

Wild Card 1973	Redskins and Cowboys tied for best record in the NFC East, but Dallas wins division in tiebreaker based on better point differential of net 13 points.
4th Straight Playoffs 1974	For the fourth consecutive year, George Allen's "Over the Hill Gang" reach the playoffs.
All-time Receiver Dec. 21, 1975	Redskins wide receiver Charley Taylor becomes all-time reception leader in NFL history with 634th career catch against the Eagles in season's finale.
Jurgensen Retires May 1, 1975	Redskin quarterback Sonny Jurgensen retires after playing for 18 seasons in the NFL, 11 in a Redskin uniform.
Milton King Dies Jan. 23, 1976	Milton King, vice president and treasurer of the Redskins, dies at the age of 85.
Return to Playoffs 1976	By winning final four games, including wins at Dallas and at St. Louis, Redskins make playoffs for fifth time in six years under Allen.
Pardee Hired Jan. 24, 1978	Jack Pardee, former Redskin player and coach, named 16th head coach in Redskin history.
Presidential Visit Oct. 2, 1978	President Jimmy Carter became the second President to ever attend a regular season NFL game when he and Mrs. Carter, along with son Chip and wife Caron, see the Monday night Cowboy-Redskin clash.
Off to the Races 1978	By winning the first six games, including wins over rivals Dallas and St. Louis and playoff bound New England, the Redskins enjoy their best start in over 35 years.
Good News, Bad News 1979	The 10-6 record is the ninth consecutive year Redskins finished .500 or better. Both the division title and wild card playoff game were lost in final seconds of final game in Dallas, 35-34.
100 Straight 1980	Redskins extend NFL's longest consecutive streak of sellouts to 100, dating back to 1966.
Gibbs Hired Jan. 13, 1981	Joe Gibbs, offensive coordinator of the San Diego Chargers, becomes the 17th head coach in Redskin history.
Finishing Kick 1981	Victorious in 8 of their final 11 games, Coach Gibbs and his Redskins set or tie 13 club records.
Huff Inducted Aug. 7, 1982	Former Redskin and Giant Sam Huff is inducted into the Pro Football Hall of Fame.
A New Beginning Sept. 12, 1982	With the 0-5 start of a year ago, the 0-4 preseason fresh on everyone's mind, Mark Moseley lifts the burden with 26-yard overtime field goal to give the Redskins a victory over Philadelphia. Moseley had only minutes earlier sent the game into overtime with a 48-yarder.
Strike! Sept. 21, 1982	The NFL players walk out in a strike that would last until Nov. 17. In all, eight games were missed, seven cancelled.
Holy Moseley! Dec. 19, 1982	With time running out, the game on the line, with an NFL record at stake, Mark Moseley beats the Giants by booting his 21st straight field goal in a snowy RFK Stadium. The kick breaks Garo Yepremian's record of 20 and gives the Redskins a 15-14 win. Also in the game, John Riggins becomes only the fifth back in NFL history to exceed 2,000 carries (Payton, Simpson, Brown, and Harris are the others).
A Whitewash Jan. 2, 1983	For first time since 1980, the Redskins post a shutout with beating Cardinals 28-0. Their 8-1 record is the best in the NFC, giving them home-field advantage throughout the playoffs. The 128 points given up by the Redskin defense is the fewest in the NFL.

Hogs Take Their Bows	The celebrated Hogs create enough holes in the Viking defense for John Riggins to plow for a Redskin playoff record of 185 yards, leading Washington to a 21-7 win and a spot in the NFC Championship. Before leaving the game, Riggins gallantly bows to the 54,000-plus Redskins faithful who roar in approval.
Sweet revenge Jan. 22, 1983	The Redskins avenge their only loss of the season, setting back the Cowboys, 31-17, to reach their second Super Bowl, and first in ten years.
Super Bowl Win! Jan. 30, 1983	The Redskins win Super Bowl XVII downing the Dolphins 27-17. Their win streak reaches eight, and 15 of 16 and 20 of 24 over two seasons. Jack Kent Cooke accepts the Super Bowl Trophy from Pete Rozelle in the locker room as MVP Riggins boasts, "Ron may be President, but for tonight I'm King." The Redskins' 12-1 record is the fifth best NFL mark in the last 50 years, and their best ever.
Halls from the Chief Jan. 31, 1983	President and Mrs. Reagan are at Dulles Airport to greet the World Champion Redskins as they arrive back from California.
Parade of Stars	The entire city of Washington celebrates as the Redskins are paraded before Feb. 3, 1983 some 500,000 fans in a downtown ceremony amidst pouring rain. Coach Gibbs holds up the Super Bowl Trophy and proclaims, "This is for you."
High Honors 1983	Joe Gibbs is named Coach of the Year. Mark Moseley is named NFL MVP by Associated Press, Joe Theismann Miller Man of the Year, and five Redskins (the most since 1972) are named to the Pro Bowl: Moseley, Theismann, Tony Peters, Charlie Brown, and Mike Nelms. Later, Bobby Beathard is named Executive of the Year. And Riggins, who had four straight 100-yard rushing playoff games, the first ever to do so, wins a car as Super Bowl MVP.
Jurgy to Mitch July 30, 1983	Former Redskin greets quarterback Sonny Jurgensen and receiver Bobby Mitchell are inducted into Pro Football's Hall of Fame.
Monday Night Fever Oct. 1, 1983	The Redskins lose 48-47, in the highest scoring game in Monday night football history. The Redskins and the Packers combine for over 1,000 yards total offense.
The Diesel Keeps Trucking on Nov. 20, 1983	John Riggins sets NFL record. His consecutive games with rushing touchdowns reaches 12 while notching his 19th touchdown of the year to tie that NFL mark. John's streak ends at 13 consecutive games while he goes on to establish an NFL record 24 touchdowns.
Doomsday Showdown in Dallas Dec. 11, 1983	Dressed in army fatigues, the Redskins marched into Dallas to do battle. The result was a convincing 31-10 victory and sole possession of first place in the NFC East. It was a game that saw Tony Dorsett held to 34 yards on 14 carries (one yard of five carries in the second half) and scores from four different Redskins.
Alone on a Hill Dec. 17, 1983	For the second year in a row the Redskins finished with the best record in the NFL. Their 31-22 victory over the Giants capped a remarkable 14-2 regular season. It is the first time in the history of the League that an NFC team has compiled so many victories.
One-Two Punch	Mark Moseley's NFL kick scoring record of 161 points, and Riggins' total of 144 points, top entire NFL. It is the first time since 1951 that the number one and two scorers played on the same team. Their total of 305 points surpasses the totals of eight other clubs.
Ring Out the Rams Jan. 1, 1984	The Redskins ring in the New Year by drubbing the L.A. Rams 51-7 in the most lopsided playoff in 26 years. Team sets or ties 13 club playoff marks with the 44-point margin of victory, the greatest in the 47-year history of the Redskins.

Three of a Kind
1985

The 10 victories marks a third consecutive season the Redskins won 10 or more games, equalling a club-best streak set from 1972-74. The 35 wins in those three seasons were a club record for the successes for a three-year period. Threes were also meaningful for offensive linemen Joe Jacoby and Russ Grimm, who each earned a third consecutive trip to the Pro Bowl. Receiver Art Monk (91 catches) was sent for second straight time.

Happy Birthday
Feb. 13, 1986

The Washington Redskins entered their 50th season in the Nation's Capital, celebrating the franchise's move from Boston to Washington.

Rally Ho

Headed by Coach Ray Flaherty of the 1937 World Champions, former players and coaches gathered to kickoff the 1986 season.

Little Mr. Big
Oct. 27, 1986

WR Gary Clark accounted for 241 receiving yards (on 11 catches) to break teammate Art Monk's club record on Monday Night TV.

Showdown
Nov. 23, 1986

Eager to avenge their first loss of 1986, the Redskins came out smokin' against Dallas. The 34-0 first half lead marked the most points the Cowboys had ever allowed in a single half of play. The Redskins 41-14 win was their most points ever against the Cowboys.

Gibbs Gets #70
Jan. 3, 1987

Head Coach Joe Gibbs became the winningest coach in Redskin history gaining his 70th win as the team defeated the Bears 27-13 in a divisional playoff.

A Giant Step
Jan. 11, 1987

With 15 new faces on the roster, the Washington Redskins played in their third NFC Championship game in five years.

Pro Bowlers, Again
Feb. 1, 1987

Hogs Russ Grimm and Joe Jacoby returned to the Islands of Hawaii for the fourth consecutive season. Joined by Art Monk, Darrell Green, Gary Clark, Dexter Manley, and Jay Schroeder, the Redskins equalled a club record seven participants in the annual classic.

NFLPA Strike
1987

NFL players walk out following the second week of the regular season.

Perfect
Oct. 19, 1987

Redskin "replacement" players close out their season with a perfect 3-0 mark. Team holds on to defeat Dallas, 13-7, in Texas Stadium.

Relief Pitcher

Quarterback Doug Williams connects on 11 of 22 for 217 yards and two TDs in



The Hogs - Jeff Bostic, George Starke, Mark May, Russ Grimm and Joe Jacoby - with coach Joe Bugel

- Dec. 26, 1987 Minnesota. The 27-24 overtime victory is highlighted by a Ricky Sanders 51-yard catch-and-run to force sudden death. Haji-Sheikh kicks the game winner.
- The Bear Facts
Jan. 10, 1988 For the second time in two years, 'Skins travel to Chicago for Divisional Playoff. After trailing 14-0 in the second quarter, team rallies to win 21-17. Darrell Green provides the game-winning points on an electrifying 52-yard punt return, as Redskins advance to the NFC Championship Game for the fourth time in six seasons.
- NFC Champs!
Jan. 17, 1988 Redskins are 17-10 victors over the Minnesota Vikings as Doug Williams connects with Gary Clark to break a 10-10 fourth quarter deadlock. Washington becomes the first team to advance to the Super Bowl three times in the 1980s.
- World Champs!
Jan. 31, 1988 Twenty Super Bowl records are broken en route to 42-10 decision over the Denver Broncos. Quarterback Doug Williams is named the game's MVP as he connects on 18 of 29 for a record 340 yards. His four touchdown passes tie another record as team scores five times in five possessions in the second quarter alone.
- 100 Wins
Dec. 10, 1989 Joe Gibbs registered his 100th career win as head coach of the Redskins as the team defeated San Diego, 26-21. Only six other coaches reached 100 wins faster than Gibbs.
- Monk Moves Up
Dec. 10, 1989 Art Monk moved into third place on the all-time NFL receiving list, ahead of friend and receivers coach Charley Taylor, in Washington's 26-21 win over the Chargers.
- A Lion of a Comeback
Nov. 4, 1990 The Redskins equaled the greatest comeback in club history with a 41-38 overtime win at Detroit. Down by 21 points in the third quarter and 17 points entering the fourth, Jeff Rutledge allied the Redskins by passing for 363 second-half yards (30-42). The game winning points came on a Chip Lohmiller 34-yard field goal in overtime.
- 700 Catches
Nov. 18, 1990 Art Monk became only the third player in NFL history to catch 700 passes when he hauled in four receptions against the Saints in RFK.
- Ringin' in the New Year
Jan. 5, 1991 The Redskins pushed their playoff record to 12-3 under Joe Gibbs with a solid team effort 20-6 win over the Eagles at Veterans Stadium.
- Perfect Start
1991 For the first time in franchise history the Redskins opened the year with 11 straight victories.
- One of the Best
1991 The Redskins became only the sixth team in NFL history to record 17-or-more wins in a single season by posting a 17-2 overall mark (best in team history).
- Hog Protection
1991 In 16 games, the "Hogs" only allowed a league low and club record nine sacks. It was the third lowest total in NFL history.
- A Class Act
Dec. 22, 1991 Art Monk becomes only the second player in NFL history to catch 800 passes when he caught five passes in the season finale at Philadelphia.
- NFC Champs
Jan. 12, 1992 For the fourth time under Joe Gibbs, and the fifth time in franchise history, the Redskins return to the Super Bowl with a 41-10 win over Detroit in the NFC title game.
- World Champs!
Jan. 26, 1992 The Redskins claim their third Super Bowl win under Gibbs. The Skins knocked out Buffalo 37-24 and Mark Rypien was named Super Bowl MVP completing 18 passes and throwing two TDs. Gary Clark and Art Monk both caught seven passes, with Clark gaining 114 yards and one TD, and Monk adding 113 yards. Brad Edwards had two interceptions and the defense sacked Bills QB Jim Kelly five times.
- Pro Bowl Record
Feb. 2, 1992 The Redskins set a club record with eight players earning selection to the Pro Bowl. Jim Lachey and Darrell Green are named starters while Gary Clark,

Chip Lohmiller, Charles Mann, Earnest Byner and Mark Schlereth also were named to the NFC squad.

New Redskin Park
Opens
Aug. 24, 1992

The Redskins move into their new training complex set on a picturesque 160 acres in Loudoun County, Virginia. The building is over 70,000 square feet to compliment four practice fields.

Monk is #1
October 12, 1992

Art Monk becomes the NFL's all-time leading pass receiver against the Broncos on Monday Night in Week 5. His 820th career catch was a 10-yarder with 3:12 remaining in the 4th quarter.

Joe Gibbs Resigns
March 5, 1993

After 12 seasons guiding the Redskins to four Super Bowls, three Super Bowl championships, a 16-5 playoff mark and a 140-65 career record, Joe Gibbs steps down as head coach and is replaced by long-time defensive coordinator Richie Petitbon.

Turner Hired
Feb. 2, 1994

Norv Turner, offensive coordinator of the Dallas Cowboys, becomes the 19th head coach in Redskins history.

Coleman Becomes
All-Time Leader
Oct. 9, 1994

Linebacker Monte Coleman plays in his 206th career game as a Redskin breaking Art Monk's team record for games played. Monte, tied with Sammy Baugh for most seasons as a Redskin with 16, ended his career with 216 games played.

Pro Bowl Skins
1994

Linebacker Ken Harvey and punter Reggie Roby earned selection to the NFC squad. Harvey led the NFC in sacks with 13.5 and Roby became the first Redskins punter selected to the Pro Bowl since Sam Baker in 1958.

BIG Upset Wins
Oct. 1, 1995 &
Dec. 3, 1995

Washington's 27-23 win over 13-point favorite Dallas was the Redskins' biggest upset win since defeating the Cowboys, 34-31, on December 11, 1966. The Redskins were 17-point underdogs in the rematch at Texas Stadium but came up with a 24-17 win. It was the biggest upset win in the NFL since 1980.

Pro Bowlers
1995

Linebacker Ken Harvey earned his second straight starting assignment in the Pro Bowl, while kick/punt returner Brian Mitchell was honored with his first Pro Bowl selection. Mitchell led the NFC in kickoff returns with a 25.6-yard average and was second in the NFL in punt returns with a 12.6 avg.

Redskins Stadium
March 13, 1996

Redskins owner Jack Kent Cooke, Maryland Gov. Parris N. Glendening and Prince George's County Executive Wayne Curry signed a contract paving the way for the immediate start of construction for the new home of the Redskins in Prince George's County.

Allen Passes Riggo
Terry
1996

Allen rushed past John Riggins' single-season rushing record gaining 1,353 yards. Allen also led the NFL in touchdowns with 21 TDs.

Pro Bowlers
1996

The Redskins sent their largest amount of representatives to the Pro Bowl since the 1991 season, when running back Terry Allen, quarterback Gus Frerotte, cornerback Darrell Green, linebacker Ken Harvey and punter Matt Turk made the trip to Hawaii.

So Long RFK
Dec. 16, 1996

The Redskins played their final home game at Robert F. Kennedy Memorial Stadium against the Dallas Cowboys. With Redskin greats from the past on hand, the Skins defeated the Cowboys 37-10. The Redskins finished 173-102-3 at RFK, including 11-1 in the playoffs.

Jack Kent Cooke
Passes Away
April 6, 1997

Jack Kent Cooke, only the second owner in Redskins history, dies of congestive heart failure at the age of 84. At his memorial service, John Kent Cooke, Jr. announces the new stadium will be called Jack Kent Cooke Stadium.

Big Jack Opens
Sept. 14, 1997

The Redskins christen Jack Kent Cooke Stadium in style with a 19-13 overtime win over the Arizona Cardinals. In overtime, rookie Kenard Lang forces a fumble that is recovered by rookie linebacker Derek M. Smith at the Cardinals 35-yard line. Two plays later Gus Frerotte throws a 40-yard scoring strike to a leaping Michael Westbrook in the end zone.

- Green is Tops**
Dec. 13, 1997
Cornerback Darrell Green plays in his 217th career game as a Redskin breaking Monte Coleman's team record for games played.
- Pro Bowlers**
1997
Darrell Green earns his seventh Pro Bowl selection in his 15th season. He is also joined by fellow cornerback Cris Dishman, while linebacker Ken Harvey is selected for the fourth straight year and punter Matt Turk makes his second straight appearance.
- Mitchell joins Brown**
1998
Brian Mitchell led the NFL in total combined net yards for the fourth time joining Hall of Famer Jim Brown as the only players in NFL history to lead the league in total combined net yards four times.
- Skip-In to the Endzone**
Dec. 13, 1998
Rookie running back Skip Hicks sets a Redskin rookie record with eight rushing touchdowns breaking Don Bossler's record of seven set in 1957.
- Redskins Sold**
May 25, 1999
Daniel M. Snyder gains unanimous approval (31-0) from league owners to become the fourth owner in franchise history. Snyder buys team for a record \$800 million – the most ever for an American sports franchise.
- Welcome to FedExField**
November 21, 1999
The Washington Redskins partner with Federal Express Corporation, re-naming Jack Kent Cooke Stadium FedExField.
- Skins Win East**
12/26/99
The Redskins overcome a 10-point 4th quarter deficit to defeat the 49ers 26-20 in overtime. The win gives the Skins their first NFC East crown since 1991.
- Records Fall**
1999
Brad Johnson completes the season with 316 completions — most ever by a Redskin. His 4,005 yards and 519 attempts are second in club history. Stephen Davis' 1,405 yards are the most ever by a Redskin. He leading all NFC rushers, and earned his first birth to the Pro Bowl. Darrell Green increases his team records with his 50th interception, and played in his 250th Redskin game.
- Redskins Launch Leadership Council**
January 2000
Owner Daniel Snyder introduces the Washington Redskins Leadership Council, the Redskins' foundation.
- Homeward Bound**
July 20, 2000
Redskins open training camp at home for the first time, welcoming fans to Redskin Park in Ashburn, VA
- Redskins Stars Recognized**
August 24, 2000
Redskin alums Joe Gibbs, Dexter Manley and Art Monk are inducted into the Redskins Ring of Fame.
- Turner Out, Robiskie In**
December 4, 2000
Norv Turner is dismissed as Redskins Head Coach after 13 games. Terry Robiskie is named interim coach to finish out the 2000 season.
- Ironman**
December 24, 2000
Darrell Green sets team record for most seasons played (18) and most games played (283). He is the NFL record holder with a least one interception in each of his 18 seasons.
- Centers Sets Mark**
December 24, 2000
Larry Centers becomes the NFL's all-time leader in catches by a running back with 685 receptions.
- Smith "Sacks" the Record Books**
December 24, 2000
Bruce Smith sets NFL record with his 13th 10-sack season.
- NFL Attendance Record 2000**
Redskins set an NFL record for attendance with a season total of 647,424. Average home attendance at FedExField was 80,928.

HALL OF FAMERS



Wayne Millner



Sammy Baugh



Bobby Mitchell



Sam Huff

Since the Hall of Fame opened its doors in Canton, Ohio on September 7, 1963, 180 NFL players/coaches/administrators have been inducted for enshrinement into the Hall of Fame. The 20 Redskins enshrined in the Hall are the fourth most of any team.

- Cliff Battles** RB.....1932-37Inducted in 1968
(West Virginia Wesleyan)
- Sammy Baugh** QB..... 1937-52Charter Member in 1963
(TCU)
- Bill Dudley** RB..... 1950-51, 53 Inducted in 1966
(Virginia)
- Turk Edwards** T 1932-40 Inducted in 1969
(Washington State)
- Ray Flaherty** Coach 1937-42 Inducted in 1976
(Gonzaga)
- Joe Gibbs** Coach 1981-92 Inducted in 1996
(San Diego State)
- Otto Graham** Coach 1966-68 Inducted in 1965
(Northwestern)
- Ken Houston** S 1973-80 Inducted in 1986
(Prairie View)
- Sam Huff** LB..... 1964-67, 69 Inducted in 1982
(West Virginia)
- David (Deacon) Jones** DE 1974..... Inducted in 1980
(Mississippi Vocational)
- Stan Jones** DT.....1966..... Inducted in 1991
(Maryland)
- Sonny Jurgensen**..... QB..... 1964-74 Inducted in 1983
(Duke)
- Paul Krause** S 1964-67 Inducted in 1998
(Iowa)
- Earl (Curly) Lambeau** Coach 1952-53.....Charter Member in 1963
(Notre Dame)
- Vince Lombardi** Coach 1969..... Inducted in 1971
(Fordham)
- George Preston Marshall** Founder 1932-1969..... Charter Member in 1963
- Wayne Millner** End..... 1936-41, 45Inducted in 1968
(Notre Dame)
- Bobby Mitchell** FL 1962-68 Inducted in 1983
(Illinois)
- John Riggins** RB 1976-79, 81-85 Inducted in 1992
(Kansas)
- Charley Taylor** WR 1964-77 Inducted in 1984
(Arizona State)

HONOR ROLL

A

Absher, Dick, LB, Maryland	1967
Adams, John, T, Notre Dame	1945-49
Adams, Willie, LB, New Mexico State	1965-66
Adickes, Mark, G, Baylor	1990-91
Aducci, Nick, B, Nebraska	1954-55
Aguirre, Joe, E, St. Mary's (CA)	1941, 1943-45
Akers, David, K, Louisville	1998-99
Akins, Frank, B, Washington State	1943-46
Alban, Dick, B, Northwestern	1952-55
Aldrich, Kl, C, TCU	1941-43, 1945-46
Alexander, Patrise, LB, SW Louisiana	1996-98
Alexander, Stephen, TE, Oklahoma	1998-00
Alford, Bruce, K, TCU	1967
Allen, Gerry, B, Nebraska-Omaha	1967-69
Allen, Terry, RB, Clemson	1995-98
Allen, John, C, Purdue	1955-58
Alston, Mack, TE, Maryland State	1970-72
Anasis, Vito, B, Boston College	1945
Anderson, Bill, E, Tennessee	1958-63
Anderson, Bob, RB, Colorado	1975
Anderson, Bruce, E, Williamette	1970
Anderson, Erick, LB, Michigan	1994-95
Anderson, Gary, G, Stanford	1980
Anderson, Stuart, LB, Virginia	1982-85
Anderson, Terry, WR, Bethune-Cookman	1978
Anderson, Willie, WR, UCLA	1996
Andrako, Steve, C, Ohio State	1940-41
Apsit, Megs, B, USC	1933
Archer, David, QB, Iowa State	1988
Arenz, Arnie, LB, St. Louis	1934
Ariri, Obed, K, Clemson	1987
Arneson, Jim, G, Arizona	1975
Arnold, Walt, TE, New Mexico	1984
Arrington, LaVar, LB, Penn State	2000
Artman, Corrie, T, Stanford	1932
Asher, Jamie, TE, Louisville	1995-98
Ashmore, Darryl, T, Northwestern	1996-97
Atkeson, Dale, B, No College	1954-56
Atkins, Pervis, RB, New Mexico State	1964
Atkinson, Jess, K, Maryland	1986-87
Audet, Earl, T, USC	1945
Aveni, John, K, Indiana	1961
Avery, Don, T, USC	1946-47
Avery, Jim, E, Northern Illinois	1966

B

Bacon, Coy, DE, Jackson State	1978-81
Badaczewski, John, G, Western Reserve	1949-51
Badanjek, Rick, RB, Maryland	1986
Badger, Brad, G/T, Stanford	1997-99
Babus, Steve, RB, Notre Dame	1945-46, 1948
Badgdon, Ed, G, Michigan State	1952
Bailey, Champ, CB, Georgia	1999-00
Bailey, Robert, CB, Miami	1995
Baker, Sam, K, Oregon State	1953, 1956-59
Baltzell, Vic, DB, Southwestern (Kan.)	1935
Bandison, Romeo, DT, Oregon	1995-96
Bandy, Don, G, Tulsa	1967-68
Banks, Carl, LB, Michigan State	1993
Banks, Willie, G, Alcorn A&M	1968-69
Banta, Jack, RB, USC	1941
Barber, Ernie, C, San Francisco	1945
Barber, Jim, T, San Francisco	1935-41
Barber, Shawn, LB, Richmond	1998-00
Barefoot, Ken, E, Virginia Tech	1968
Barfield, Ken, T, Mississippi	1954

Barker, Ed, E, Washington State	1954
Barker, Tony, LB, Rice	1992
Barnes, Billy Ray, RB, Wake Forest	1962-63
Barnes, Tomur, CB, North Texas	1996
Barnes, Walt, DT, Nebraska	1966-68
Barnett, Doug, DE, Azusa Pacific	1985
Barnett, Troy, DT, North Carolina	1996
Barnett, Steve, T, Oregon	1964
Barnhardt, Tom, P, North Carolina	1988-00
Barni, Roy, B, San Francisco	1955-56
Barnwell, Malcolm, WR, Virginia Union	1985
Barrington, Tom, B, Ohio State	1966
Barry, Paul, B, Tulsa	1953
Bartkowski, Steve, QB, California	1985
Bartos, Hank, G, North Carolina	1938
Bartos, Joe, B, Navy	1950
Bass, Mike, CB, Michigan	1969-75
Bassi, Dick, G, Santa Clara	1937
Batiste, Michael, G, Tulane	1998
Battles, Cliff, B, West Virginia Wesleyan	1932-37
Baugh, Sam, QB, TCU	1937-52
Baughan, Maxie, LB, Georgia Tech	1971
Bausch, Frank (Pete), C, Kansas	1934-36
Bayless, Marlin, S, Bowling Green	1994
Beasley, Tom, DL, Virginia Tech	1984-86
Beatty, Ed, C, Mississippi	1961
Beban, Gary, QB, UCLA	1968-69
Bedore, Tom, G, No College	1944
Beinor, Ed, T, Notre Dame	1942
Bell, Coleman, TE, Miami	1994-95
Bell, William, RB, Georgia Tech	1994-96
Benish, Dan, DT, Clemson	1987
Benson, Cliff, TE, Purdue	1987
Bentley, Scott, K, Florida State	2000
Berrang, Ed, E, Villanova	1949-52
Berschet, Merve, G, Illinois	1954-55
Bigby, Keiron, WR, Brown	1987
Biggs, Verlon, DE, Jackson State	1971-75
Bingham, Guy, C, Montana	1992-93
Birlem, Keith, B, San Jose State	1939
Bishop, Harold, TE, LSU	1996
Blanchard, Cary, K, Oklahoma State	1998
Blanton, Scott, K, Oklahoma	1996-98
Boensch, Fred, G, Stanford	1947-48
Boll, Don, T, Nebraska	1953-59
Bond, Chuck, T, Washington	1937-38
Bond, Randal, B, Washington	1938
Bonner, Brian, LB, Minnesota	1989
Bosch, Frank, DT, Colorado	1968-70
Bosseler, Don, B, Miami	1957-64
Bostic, Jeff, C, Clemson	1980-93
Boswell, Ben, T, TCU	1934
Boutte, Marc, DT, LSU	1994-99
Bowie, Larry, FB, Georgia	1996-99
Bowles, Todd, S, Temple	1986-90, 92-93
Boykin, Deral, S, Louisville	1994
Braatz, Tom, DE, Marquette	1957-59
Bradley, Harold, E, Elon	1938
Bragg, Mike, P, Richmond	1968-79
Branch, Reggie, RB, East Carolina	1985-89
Brandes, John, TE, Cameron	1990-92
Brantley, John, LB, Georgia	1992-93
Breding, Ed, LB, Texas A&M	1967-68
Breedlove, Rod, LB, Maryland	1960-64
Brewer, Homer, B, Mississippi	1960
Briggs, Bill, DE, Iowa	1966-67
Briggs, Bob, B, Central Oklahoma State	1965
Briz, Darrick, G, Oregon State	1987
Brito, Gene, DE, Loyola (CA)	1951-53, 1955-58

Britt, Ed, B, Holy Cross	1937
Britt, Oscar, G, Mississippi	1946
Brohm, Jeff, QB, Louisville	1995
Brooks, Bill, WR, Boston University	1996
Brooks, Perry, DT, Southern	1978-84
Brooks, Reggie, RB, Notre Dame	1993-95
Brown, Buddy, G, Arkansas	1951-52
Brown, Charlie, WR, South Carolina St	1982-84
Brown, Dan, E, Villanova	1950
Brown, Doug, DT, Simon Fraser	1998-99
Brown, Eddie, S, Tennessee	1975-77
Brown, Hardy, LB, Tulsa	1950
Brown, Jamie, T, Florida A&M	1999
Brown, Larry, RB, Kansas State	1969-76
Brown, Ray, G, Arkansas State	1989-95
Brown, Tom, DB, Maryland	1969
Brownlow, Darrick, LB, Illinois	1995-96
Brueckman, Charley, C, Pittsburgh	1958
Brundige, Bill, DE, Colorado	1970-77
Bryant, Bob, RB, Louisiana Tech	1968, 1970-77
Bryant, Kelvin, RB, North Carolina	1986-88, 1990
Bryant, Trent, CB, Arkansas	1981
Buck, Jason, DE, BYU	1991-93
Buckley, Curtis, CB, East Texas State	1999
Buckley, Curtis, CB, East Texas State	1999-2000
Budd, Frank, WR, Villanova	1963
Buggs, Danny, WR, West Virginia	1976-79
Bukich, Rudy, QB, USC	1957-58
Buksar, George, B, Purdue	1951-52
Bunch, Derek, LB, Michigan State	1987
Burks, Shawn, LB, LSU	1986
Burkus, Carl, T, George Washington	1948
Burman, George, G, Northwestern	1971-72
Burmeister, Danny, S, North Carolina	1987
Burnett, Chester, LB, Arizona	1998
Burrell, John, WR, Rice	1966-67
Busich, Sam, E, Ohio State	1936
Butkus, Carl, T, George Washington	1948
Butsko, Harry, LB, Maryland	1963
Butz, Dave, DT, Purdue	1975-88
Byner, Earnest, RB, East Carolina	1989-93

C

Cafego, George, QB, Tennessee	1943
Caldwell, Ravin, LB, Arkansas	1987-92
Campbell, Jesse, S, North Carolina State	1997-98
Campiglio, Bob, B, W. Liberty State	1933
Campofreda, Nick, C, Western Maryland	1944
Campora, Don, T, Pacific	1953
Caravello, Joe, TE, Tulane	1987-88
Carlson, Mark, T, S. Connecticut State	1987
Carpenter, Brian, CB, Michigan	1983-84
Carpenter, Preston, E, Arkansas	1964-66
Carr, Jim, LB, Morris Harvey	1964-65
Carrier, Mark, FS, USC	2000
Carroll, Jim, LB, Notre Dame	1966-68
Carroll, Leo, DE, San Diego State	1969-70
Carroll, Vic, T, Nevada	1936-42
Carson, John, E, Georgia	1954-59
Carter, Tom, CB, Notre Dame	1993-96
Casares, Rick, RB, Florida	1965
Caster, Rich, TE, Jackson State	1981-82
Castiglia, Jim, B, Georgetown	1947-48
Catano, Al, LB, Rutgers	1996
Centers, Larry, RB, Stephen F. Austin	1999-00
Cherne, Hal, T, DePaul	1933
Cherry, Raphael, S, Hawaii	1985
Cheverko, George, B, Ohio State	1948
Christensen, Erik, E, Richmond	1956
Churchwell, Don, T, Mississippi	1959
Cichowski, Gene, B, Indiana	1958-59

Cifers, Ed, E, Tennessee	1941-42, 1946
Clair, Frank, E, Ohio State	1941
Claitt, Rickey, FB, Bethune-Cookman	1980-81
Clark, Algy, DB, Ohio State	1932
Clark, Gary, WR, James Madison	1985-92
Clark, Jim, G, Oregon	1952-53
Clark, Mike, DE, Florida	1981
Clay, Billie, B, Mississippi	1966
Clay, Ozzie, B, Iowa State	1964
Clifton, Gregory, WR, Johnson C. Smith	1993
Cloud, John, B, William & Mary	1952-53
Cochran, Tom, B, Auburn	1949
Cofer, Joe, S, Tennessee	1987
Coffey, Ken, S, SW Texas State	1983-86
Coia, Angelo, WR, USC	1964-65
Coleman, Greg, P, Florida A&M	1988
Coleman, Marco, DE, Georgia Tech	1999-00
Coleman, Monte, LB, Central Arkansas	1979-94
Collier, Jim, E, Arkansas	1963
Collins, Andre, LB, Penn State	1990-94
Collins, Paul, (Rip), E, Pittsburgh	1932-35
Collins, Shane, DE, Arizona State	1992-94
Concannon, Rick, G, NYU	1934-36
Condit, Merle, B, Carnegie Tech	1945
Conklin, Cary, QB, Washington	1990-93
Conkright, Bill, C, Oklahoma	1943
Connell, Albert, WR, Texas A&M	1997-00
Connell, Mike, P, Cincinnati	1980-81
Conway, Brett, K, Penn State	1998-00
Cook, Anthony, DE, South Carolina St	1999
Copeland, Anthony, LB, Louisville	1987
Copeland, Danny, S, Eastern Kentucky	1991-93
Corbit, Don, C, Arizona	1948
Coupee, Al, B, Iowa	1946
Cowne, John, C, Virginia Tech	1987
Cox, Bill, B, Duke	1951-52, 1955
Cox, Steve, P, Arkansas	1985-88
Coyle, Eric, C, Colorado	1987-88
Crabb, Claude, CB, Colorado	1962-63
Crane, Dennis, DT, USC	1968-69
Crews, Terry, LB, Western Michigan	1995
Crisler, Harold, E, San Jose State	1948-49
Crisy, Cris, WR, Princeton	1981
Croftcheck, Don, G, Indiana	1965-66
Cronan, Peter, LB, Boston College	1981-85
Cronin, Gene, DE, Pacific	1961-62
Crossan, Dave, C, Maryland	1965-69
Crotty, Jim, B, Notre Dame	1960-61
Crow, Orien, C, Haskell Indian School	1933-34
Crutchfield, Buddy, CB, N. Carolina Central	1998
Cudzik, Walt, C, Purdue	1954
Cunningham, Doug, RB, Mississippi	1974
Cunningham, Jim, RB, Pittsburgh	1961-63
Curtis, Bobby, LB, Savannah State	1987
Curtis, Mike, LB, Duke	1977-78
Curtis, Travis, S, West Virginia	1988, 1991
Cvercko, Andy, G, Northwestern	1963

D

Dahl, Bob, G, Notre Dame	1996-97
Dale, Roland, E, Mississippi	1950
Daniels, Calvin, LB, North Carolina	1986
Darre, Bernie, G, Tulane	1961
Davidson, Ben, DT, Washington	1962-63
Davis, Andy, B, George Washington	1952
Davis, Brian, CB, Nebraska	1987-90
Davis, Fred, T, Alabama	1941-42, 1945
Davis, Jack, G, Maryland	1959
Davis, Stephen, RB, Auburn	1996-00
Davis, Wayne, DB, Indiana State	1989-90
Davlin, Mike, T, San Francisco	1955

Day, Eagle, QB, Mississippi.....	1959-60
Deal, Rufus, B, Auburn.....	1942
Dean, Fred, G, Texas Southern.....	1978-82
Dean, Vernon, CB, San Diego State.....	1982-87
DeCarlo, Art, DB, Georgia.....	1956-57
DeCorrvont, Bill, B, Northwestern.....	1945
Dee, Bob, DE, Holy Cross.....	1957-58
Deeks, Don, T, Washington.....	1947
DeFrance, Chris, WR, Arizona State.....	1979
DeFruiter, Bob, B, Nebraska.....	1945-47
Dekker, Al, WR, Michigan State.....	1953
Deloplaïne, Jack, RB, Salem College.....	1978
DeMao, Al, C, Duquesne.....	1945-53
Dennison, Glenn, TE, Miami.....	1987
Denson, Moses, RB, MD Eastern Shore.....	1974-75
Denton, Tim, CB, Sam Houston State.....	1998-99
Dess, Darrell, G, North Carolina State.....	1965-66
Didier, Clint, TE, Portland State.....	1982-87
Didion, John, LB, Oregon State.....	1969-70
Dishman, Cris, CB, Purdue.....	1997-98
Doll, Don, DE, USC.....	1953
Donnalley, Rick, C, North Carolina.....	1984-85
Doolan, John, B, Georgetown.....	1945
Dorow, Al, QB, Michigan State.....	1954-56
Dow, Ken, B, Oregon State.....	1941
Dowda, Harry, DB, Wake Forest.....	1949-53
Dowler, Boyd, WR, Colorado.....	1971
Drake, Troy, T, Indiana.....	1998
Drakeford, Tyronne, CB, Virginia Tech.....	2000
Drazenovich, Chuck, LB, Penn State.....	1950-59
Dubinecz, Greg, G, Yale.....	1979
DuBois, Phil, TE, San Diego State.....	1979-80
Duckworth, Joe, E, Colgate.....	1947
Dudley, Bill, RB, Virginia.....	1950-51, 1953
Duff, Jamal, DE, San Diego State.....	1997-98
Dugan, Fred, WR, Dayton.....	1961-63
Duive, Steve, G, San Diego State.....	1969
Dukes, Chad, RB, Pittsburgh.....	2000
Duncan, Leslie, DB, Jackson State.....	1971-73
Dunn, Coye, B, USC.....	1943
Dunn, K.D., TE, Clemson.....	1987
Dupard, Reggie, RB, SMU.....	1989-90
Dusek, Brad, LB, Texas A&M.....	1974-81
Dwyer, Jack, DB, Loyola (CA).....	1951
Dye, Les, E, Syracuse.....	1944-45
Dyer, Henry, RB, Grambling.....	1963-70

E

Ecker, Enrique, T, John Carroll.....	1952
Edwards, Brad, S, South Carolina.....	1990-93
Edwards, Turk, T, Washington State.....	1932-40
Edwards, Weldon, T, TCU.....	1948
Eilers, Pat, DB, Notre Dame.....	1992-94
Elewonibi, Moe, T, BYU.....	1990-93
Ellard, Henry, WR, Fresno State.....	1994-98
Elliott, Matt, C, Michigan.....	1992
Ellis, Ed, T, Buffalo.....	2000
Ellstrom, Marv, B, Oklahoma.....	1943
Ellstrom, Swede, FB, Oklahoma.....	1934
Elmore, Doug, DB, Mississippi.....	1962
Elder, Leo, RB, Duquesne.....	1955-57
Emlman, Steve, DT, Washington.....	1997
Erhardt, Clyde, C, Georgia.....	1946-49
Erickson, Carl, C, Washington.....	1938-39
Ervins, Ricky, RB, USC.....	1991-94
Etherly, David, CB, Portland State.....	1987
Evans, Charles, RB, USC.....	1974
Evans, Greg, S, TCU.....	1998
Evans, Leomont, S, Clemson.....	1996-99
Evans, Reggie, RB, Richmond.....	1983

F

Fanucci, Mike, DE, Arizona State.....	1972
Farkas, Andy, FB, Detroit.....	1938-44
Farman, Dick, G, Washington State.....	1939-43
Farmer, Tom, B, Iowa.....	1947-48
Faulkner, Jeff, DE, Southern.....	1993
Feagin, Tom, G, Houston.....	1963
Felber, Nip, E, North Dakota.....	1932
Felton, Ralph, LB, Maryland.....	1954-60
Ferris, Neil, DB, Loyola (CA).....	1951-52
Filchock, Frank, QB, Indiana.....	1938-41, 1944-45
Florentino, Al, G, Boston College.....	1943-44
Fischer, Mark, C, Purdue.....	1998-00
Fischer, Pat, CB, Nebraska.....	1968-77
Fisher, Bob, T, USC.....	1940
Flemister, Zeron, TE, Iowa.....	2000
Fletcher, Derrick, G, Baylor.....	2000
Flick, Tom, QB, Washington.....	1981
Flores, Mike, DT, Louisville.....	1995
Foltz, Vernon, C, St. Vincent's.....	1944
Forte, Ike, RB, Arkansas.....	1978-80
Fox, Dion, LB, James Madison.....	1995
Frahm, Dick, B, Nebraska.....	1935
Frain, Todd, TE, Nebraska.....	1986
Francis, Dave, FB, Ohio State.....	1963
Francis, James, LB, Baylor.....	1999
Frankian, Ike, E, St. Mary's.....	1933
Frazier, Frank, G, Miami.....	1987
Freeman, Bob, DB, Auburn.....	1962
Frerrote, Gus, QB, Tulsa.....	1994-98
Friesz, John, QB, Idaho.....	1994
Frisch, Dave, TE, Colorado State.....	1997
Fritsch, Ted, C, St. Norbert.....	1976-79
Fryar, Irving, WR, Nebraska.....	1999-00
Fryer, Brian, WR, Alberta (Canada).....	1976-78
Fugett, Jean, TE, Amherst.....	1976-79
Fulcher, Bill, G, Georgia Tech.....	1956-58
Fuller, Larry, B, No College.....	1944-45

G

Gaffney, Jim, B, Tennessee.....	1945-46
Gage, Steve, S, Tulsa.....	1987-88
Gaines, William, DT, Florida.....	1995-97
Galbraith, Scott, TE, USC.....	1995-96
Gannon, Rich, QB, Delaware.....	1993
Garner, Dwight, RB, California.....	1986
Garrett, Alvin, WR, Angelo State.....	1981-84
Garzoni, Mike, B, USC.....	1947
Geathers, James, DT, Wichita State.....	1990-92
Gentry, Lee, B, Tulsa.....	1941
George, Jeff, QB, Illinois.....	2000
German, Jim, QB, Centre College.....	1939
Gesek, John, C, Cal State Sacramento.....	1994-95
Giaquinto, Nick, RB, Connecticut.....	1981-83
Gibson, Alec, DT, Illinois.....	1987
Gibson, Joe, B, Tulsa.....	1943
Gilbert, Sean, DT, Pittsburgh.....	1996
Gilmer, Harry, QB, Alabama.....	1948-52, 1954
Givens, Reggie, LB, Penn State.....	2000
Glick, Gary, DB, Colorado A&M.....	1959-61
Gob, Art, E, Pittsburgh.....	1959-60
Gogolak, Charlie, K, Princeton.....	1966-68
Goodburn, Kelly, P, Emporia State.....	1990-93
Goode, Bob, RB, Texas A&M.....	1949-51, 1954-55
Goodnight, Clyde, E, Tulsa.....	1949-50
Goodyear, John, B, Marquette.....	1942
Goosby, Tom, G, Baldwin-Wallace.....	1966
Gouveia, Kurt, LB, BYU.....	1987-94, 99
Graf, Dave, LB, Penn State.....	1981

Graf, Rick, LB, Wisconsin	1993
Graham, Don, LB, Penn Stte	1989
Grant, Alan, CB, Stanford	1994
Grant, Bob, LB, Wake Forest	1971
Grant, Darryl, DT, Rice	1981-90
Grant, Frank, WR, S. Colorado State	1973-78
Gray, Bill, G, Oregon State	1947-48
Green, Darrell, CB, Texas A&I	1983-00
Green, Robert, RB, William & Mary	1992
Green, Tony, RB, Florida	1978
Green, Trent, QB, Indiana	1995-98
Griffin, Keith, RB, Miami	1984-88
Grimm, Dan, C, Colorado	1969
Grimm, Russ, G, Pittsburgh	1981-91
Guglielmi, Ralph, QB, Notre Dame	1955, 1958-60
Gulledge, David, FS, Jacksonville State	1992
Gundlach, Herman, G, Harvard	1935

H

Hackbart, Dale, DB, Wisconsin	1961-63
Hageman, Fred, C, Kansas	1961-64
Haight, Mike, T, Iowa	1992
Haines, Kris, WR, Notre Dame	1979
Haji-Sheikh, Ali, K, Michigan	1987
Haley, Dick, DB, Pittsburgh	1959-60
Hall, Galen, QB, Penn State	1962
Hall, Windlan, DB, Arizona State	1977
Ham, Derrick, DE, Miami	2000
Hamel, Dean, DT, Tulsa	1985-88
Hamilton, Malcolm, LB, Baylor	1998-99
Hamilton, Rick, LB, Central Florida	1993-94
Hamilton, Steve, DE, East Carolina	1985-88
Hamlin, Gene, C, Western Michigan	1970
Hammond, Bobby, RB, Morgan State	1979-80
Hanburger, Chris, LB, North Carolina	1965-78
Hancock, Mike, TE, Idaho State	1973-75
Hanna, Zip, G, South Carolina	1945
Hansen, Ron, G, Minnesota	1954
Harbour, Dave, C, Illinois	1988-89
Hardeman, Buddy, RB, Iowa State	1979-80
Hare, Cecil, FB, Gonzaga	1941-42, 1945
Hare, Ray, QB, Gonzaga	1940-43
Harlan, Jim, T, Howard Payne	1978
Harmon, Clarence, RB, Mississippi State	1977-82
Harold, George, B, Allen	1968
Harraway, Charley, RB, San Jose State	1969-73
Harris, Don, S, Rutgers	1978-79
Harris, Hank, G, Texas	1947-48
Harris, Jim, DB, Howard Payne	1970
Harris, Joe, LB, Georgia Tech	1977
Harris, Rickie, DB, Arizona	1965-70
Harrison, Kenny, WR, SMU	1980
Harrison, Lloyd, CB, North Carolina State	2000
Harrison, Nolan, DE, Indiana	2000
Harry, Carl, WR, Utah	1989, 92
Hart, Jim, QB, Southern Illinois	1984
Hartley, Howard, B, Duke	1948
Hartman, Bill, B, Georgia	1938
Harvey, Ken, LB, California	1994-98
Harvin, Allen, RB, Cincinnati	1987
Hatcher, Ron, FB, Michigan State	1962
Hauss, Len, C, Georgia	1964-77
Haws, Kurt, TE, Utah	1994
Hayden, Ken, C, Arkansas	1943
Hayes, Jeff, P, North Carolina	1982-85
Haymond, Alvin, DB, Southern	1972
Haynes, Hall, DB, Santa Clara	1950, 1953-55
Haynes, Reggie, TE, UNLV	1978
Hazelwood, Ted, T, North Carolina	1953
Heath, Leon, FB, Oklahoma	1951-53
Heck, Andy, T, Notre Dame	1999-00

Hecker, Norb, DB, Baldwin-Wallace	1955-57
Heenan, Pat, E, Notre Dame	1960
Hegarty, Bill, T, Villanova	1960
Heinz, Bob, DT, Pacific	1978
Hendershot, Larry, LB, Arizona State	1967
Henderson, Jon, WR, Colorado State	1970
Hendren, Bob, T, USC	1949-51
Hennessey, Jerry, DE, Santa Clara	1952-53
Hermeling, Terry, T, Nevada	1970-80
Hernandez, Joe, WR, Arizona	1964
Hickman, Dallas, DE, California	1976-81
Hickman, Donnie, G, USC	1978
Hicks, Skip, RB, UCLA	1998-00
Hill, Calvin, RB, Yale	1976-77
Hill, Irv, B, Trinity	1933
Hill, Nate, DE, Auburn	1989
Hitchcock, Ray, C, Minnesota	1987
Hoage, Terry, S, Georgia	1991
Hobbs, Stephen, WR, North Alabama	1990-92
Hochertz, Martin, DE, Southern Illinois	1993
Hodgson, Pat, TE, Georgia	1966
Hoelscher, David, DT, Eastern Kentucky	1998
Hoffman, Bob, QB, USC	1940-41
Hoffman, John, DE, Hawaii	1969-70
Hogeboom, Gary, QB, Central Michigan	1990
Hokuf, Steve, B, Nebraska	1933-35
Hollar, John, B, Appalachian State	1948-49
Hollinquest, Lamont, LB, USC	1993-94
Holloway, Derek, WR, Arkansas	1986
Holly, Bob, QB, Princeton	1982-83
Holman, Walter, RB, West Virginia State	1987
Holman, Willie, DE, South Carolina State	1973
Holmer, Walt, B, Northwestern	1933
Horner, Sam, B, VMI	1960-61
Horstmann, Roy, FB, Purdue	1933
Horton, Ethan, TE, North Carolina	1994
Hostetler, Jeff, QB, West Virginia	1997
Houghton, Jerry, T, Washington State	1950
Houston, Ken, S, Prairie View	1973-80
Houston, Walt, G, Purdue	1955
Hover, Don, LB, Washington State	1978-79
Howard, Desmond, WR, Michigan	1992-94
Howell, Dixie, B, Alabama	1937
Hudson, Bob, G, Clemson	1959
Huff, Ken, G, North Carolina	1983-85
Huff, Sam, LB, West Virginia	1964-67, 1969
Hughley, George, FB, Central Oklahoma State	1965
Hull, Mike, RB, USC	1971-74
Humphries, Stan, QB, NE Louisiana	1989-91
Huntington, Greg, C, Penn State	1993
Hunter, Bill, DB, Syracuse	1965
Hurley, George, G, Washington State	1932-33
Husak, Todd, QB, Stanford	2000
Husted, Michael, K, Virginia	2000
Hutson, Tony, G, NE Oklahoma	2000
Hyatt, Fred, WR, Auburn	1973

I

Imhof, Martin, DE, San Diego State	1974
Intrieri, Marne, G, Loyola, Md.	1933-34
Irwin, Don, FB, Colgate	1936-39
Izo, George, QB, Notre Dame	1961-64

J

Jackson, Charles, S, Texas Tech	1987
Jackson, Leroy, RB, Western Illinois	1962-63
Jackson, Steve, LB, Texas-Arlington	1966-67
Jackson, Trenton, WR, Illinois	1967
Jackson, Wilbur, FB, Alabama	1980-82
Jacobs, Jack, QB, Oklahoma	1946

Jacoby, Joe, T/G, Louisville.....1981-93
 Jaffurs, John, G, Penn State1946
 Jagielski, Harry, T, Indiana1956
 James, Dick, RB, Oregon1956-63
 Janowicz, Vic, B, Ohio State.....1954-55
 Jansen, Jon, T, Michigan1999-00
 Jaqua, Jon, S, Lewis & Clark1970-72
 Jefferson, Roy, WR, Utah1971-76
 Jencks, Bob, K/E, Miami (OH)1965
 Jenkins, Jacque, FB, Vanderbilt1943, 1946
 Jenkins, James, TE, Rutgers1991-00
 Jenkins, Ken, RB, Bucknell1985-86
 Jessie, Tim, RB, Auburn1987
 Johnson, AJ, SW Texas State1989-94
 Johnson, Andre, T, Penn State1996
 Johnson, Billy, WR, Widener1988
 Johnson, Brad, QB, Minnesota1999-2000
 Johnson, Bryan, FB, Boise State2000
 Johnson, Dennis, DT, Delaware1974-77
 Johnson, Jimmie, TE, Howard1989-91
 Johnson (Howard), Joe, WR, Notre Dame.....1989-91
 Johnson, Larry, C, Haskell Indian1933-35, 1944
 Johnson, Mitch, T, UCLA1966-68, 1972
 Johnson, Randy, QB, Texas A&I1975-76
 Johnson, Richard, WR, Colorado1987
 Johnson, Sidney, CB, California1990-92
 Johnson, Tim, DT, Penn State.....1990-95
 Johnson, Tré, T, Temple1994-00
 Johnston, Jim, B, Washington1939-40
 Jones, Anthony, TE, Wichita State1984-88
 Jones, Chuck, E, George Washington1955
 Jones, David, C, Texas1987
 Jones, Deacon, DE, Mississippi Vocational1974
 Jones, Greg, LB, Colorado1997-00
 Jones, Harvey, B, Baylor1947
 Jones, Jimmie, DE, Wichita State1971-73
 Jones, Joe, DE, Tennessee State1979-80
 Jones, Larry, WR, NE Missouri State1974-77
 Jones, Larry, FB, Miami1995
 Jones, Melvin, G, Houston1981
 Jones, Stan, DT, Maryland1966
 Jordan, Curtis, FS, Texas Tech1981-86
 Jordan, Jeff, RB, Washington1971-72
 Junker, Steve, E, Xavier1961-62
 Junkin, Trey, LB, Louisiana Tech.....1984
 Jurgensen, Sonny, QB, Duke1964-74
 Justice, Charlie, RB, North Carolina1950, 1952-54
 Justice, Ed, B, Gonzaga1936-42
 Juzwik, Steve, B, Notre Dame1942

K

Kahn, Ed, G, North Carolina.....1935-37
 Kalaniualu, Alai, G, Oregon State1994
 Kalu, Ndakwe, DE, Rice1998-00
 Kamp, Jim, T, Oklahoma City1933
 Kammerer, Carl, DE, Pacific1963-69
 Kane, Rick, RB, San Jose State1984
 Kantor, Joe, RB, Notre Dame1966
 Karamatic, George, B, Gonzaga.....1938
 Karas, Emil, E, Dayton1959
 Karcher, Jim, G, Ohio State1936-39
 Karras, Lou, T, Purdue1950-51
 Karras, Ted, DT, Northwestern1987
 Katrishaen, Mike, T, Southern Mississippi.....1948-49
 Kaufman, Mel, LB, Cal Poly SLO1981-88
 Kawal, Ed, C, Illinois1937
 Keating, Chris, LB, Maine1985
 Keenan, Jack, T, South Carolina1944-45
 Kehr, Rick, G, Carthage1987-88
 Kelley, Gordon, LB, Georgia.....1962-63
 Kelly, John, T, Florida A&M1966-67

Kenneally, Gus, E, St. Boneventure1932
 Kerr, Jim, DB, Penn State1961-62
 Khayat, Bob, K, Mississippi1960, 1962-63
 Khayat, Ed, DT, Tulane1957, 1962-63
 Kiick, Jim, RB, Wyoming.....1977
 Kilmer, Bill, QB, UCLA1971-78
 Kimball, Bruce, G, Massachusetts.....1983-84
 Kimble, Garry, CB, Sam Houston State.....1987
 Kimmel, J.D., T, Houston1955-56
 Kimmel, John, LB, Colgate1987
 Kincaid, Jim, B, South Carolina1954
 Kinney, Kelvin, DE, Virginia State1997-98
 Kirk, Randy, LB, San Diego State1990
 Kitts, Jim, FB, Ferrum1998
 Knight, Curt, K, Coast Guard1969-73
 Koch, Markus, DE, Boise State1986-91
 Koniszewski, John, T, Geo. Wash.1945-46, 1948
 Kopay, Dave, RB, Washington1969-70
 Kovatch, John, E, Notre Dame1942-46
 Krakoski, Joe, B, Illinois1961
 Krakoski, Joe, LB, Washington1986
 Krause, Max, FB, Gonzaga1937-40
 Krause, Paul, DB, Iowa1964-67
 Krause, Red, C, St. Louis1938
 Kresky, Joe (Mink), G, Wisconsin1932
 Krueger, Al, RB, USC1941-42
 Krouse, Ray, T, Maryland1960
 Kruczek, Mike, QB, Boston College1980
 Kubin, Larry, LB, Penn State1982-84
 Kuchta, Frank, C, Notre Dame1959
 Kuehl, Ryan, DT, Virginia1996-97
 Kupp, Jake, G, Washington1966
 Kuziel, Bob, G, Pittsburgh1975-80

L

Laaveg, Paul, G, Iowa1970-75
 Lachey, Jim, T, Ohio State1988-95
 Lane, Skip, S, Mississippi1987
 Lang, Kenard, DE, Miami1997-00
 Lapka, Ted, E, St. Ambrose1943-44, 1946
 LaPresta, Benny, B, St. Louis1933
 Larson, Bill, TE, Colorado State.....1977
 Larson, Pete, RB, Cornell1967-68
 Lasse, Dick, LB, Syracuse1960-61
 Lathrop, Kit, DT, Arizona State1987
 Laster, Donald, T, Tennessee State1982-83
 Laufenberg, Babe, QB, Indiana1983-85
 Lavender, Joe, CB, San Diego State1976-82
 Law, Dennis, WR, East Tennessee State.....1979
 Lawrence, Don, T, Notre Dame1959-61
 LeBaron, Eddie, QB, Pacific1952-53, 1955-59
 Leeuwenburg, Jay, G, Colorado2000
 Lemek, Ray, T, Notre Dame1957-61
 Lennan, Reid, G, No College1945
 Leon, Tony, G, Alabama1943
 Lewis, Dan, RB, Wisconsin1965
 Lewis, Ron, G, Washington State1995
 Liebenstein, Todd, DE, UNLV1982-85
 Lipscomb, Paul, T, Tennessee1950-54
 Livingston, Howie, B, Fullerton JC1948-50
 Lockett, J.W., B, Central Oklahoma State1964
 Logan, Marc, FB, Kentucky1995-97
 Lohmiller, Chip, K, Minnesota1988-94
 Lolatai, Al, G, Weber State1945
 Long, Bob, WR, Wichita State1969
 Lookabaugh, John, E, Maryland1946-47
 Looney, Joe Don, RB, Oklahoma1966-67
 Lorch, Karl, DT, USC1976-81
 Love, John, WR, North Texas State1967
 Lowe, Gary, B, Michigan State1956-57
 Lowry, Quentin, LB, Youngstown State.....1981-83

Luce, Lew, B, Penn State1961
 Lynch, Dick, B, Notre Dame1958

M

MacAfee, Ken, E, Alabama1959
 Macioszczyk, Art, FB, Western Michigan1948
 MacMurdo, Jim, T, Pittsburgh1932-33
 Madarick, Ermer, B, Detroit1948
 Malinchak, Bill, WR, Indiana1970-74, 1976
 Malone, Benny, RB, Arizona State1978-79
 Malone, Charles, E, Texas A&M1934-40, 1942
 Mandeville, Chris, DB, Cal-Davis1989
 Manley, Dexter, DE, Oklahoma State1981-89
 Mann, Charles, DE, Nevada-Reno1983-93
 Manton, Tillie, FB, TCU1938
 Manusky, Greg, LB, Colgate1988-90
 Marciniak, Ron, C, Kansas State1955
 Marcus, Pete, E, Kentucky1944
 Marshall, Leonard, DT, LSU1994
 Marshall, Rich, T, Stephen F. Austin1966
 Marshall, Wilber, LB, Florida1988-92
 Martin, Aaron, DB, North Carolina College1968
 Martin, Jamie, QB, Weber State1997
 Martin, Jim, K, Notre Dame1964
 Martin, Steve, DE, Jackson State1987
 Mason, Eddie, LB, North Carolina1999-00
 Mason, Tommy, RB, Tulane1971-72
 Masterson, Bob, E, Miami1938-43
 Maston, Le'Shai, FB, Baylor1998
 Match, Trevor, C, BYU1994-96
 Mattson, Riley, T, Oregon1961-64
 Maui, Rich, WR, Penn State1984
 May, Mark, T, Pittsburgh1981-89
 Mayhew, Martin, CB, Florida State1989-92
 Mays, Alvoid, CB, West Virginia1990-94
 Mays, Damon, WR, Missouri1996
 Mazurek, Fred, B, Pittsburgh1965-66
 McCabe, Dick, B, Pittsburgh1959
 McChesney, Bob, E, UCLA1936-42
 McCrary, Greg, TE, Clark1978, 1981
 McDaniel, John, WR, Lincoln1978-80
 McDaniel, Le Charls, CB, Cal Poly SLO1981-82
 McDole, Ron, DE, Nebraska1971-78
 McDonald, Ray, RB, Idaho1967-68
 McEwen, Craig, TE, Utah1987-88
 McGee, Tim, WR, Tennessee1993
 McGee, Tony, DE, Bishop (TX)1982-84
 McGrath, Mark, WR, Montana State1983-85
 McGriff, Curtis, DT, Alabama1987
 McKee, Paul, E, Syracuse1947-48
 McKeever, Marlin, LB, USC1968-70
 McKenzie, Raleigh, G, Tennessee1985-94
 McKinney, Zion, WR, South Carolina1980
 McLinton, Harold, LB, Southern1969-78
 McMillan, Mark, CB, Alabama1999
 McNeil, Clifton, WR, Grambling1971-72
 McPhail, Hal, FB, Xavier1934-35
 McQuaid, Dan, T, UNLV1985-87
 McQuilken, Kim, QB, Lehigh1978-80
 McRae, Stan, E, Michigan State1946
 Meade, Jim, B, Maryland1939-40
 Meads, Johnny, LB, Nicholls State1992
 Meadows, Ed, DB, Duke1959
 Melinger, Steve, E, Kentucky1956-57
 Mendenhall, Mat, DE, BYU1981-82
 Merkle, Ed, G, Oklahoma A&M1944
 Mercein, Chuck, RB, Yale1969
 Metcalf, Terry, RB, San Diego State1981
 Michaels, Ed, G, Villanova1937
 Micka, Mike, FB, Colgate1944

Mickles, Joe, RB, Mississippi1989
 Middleton, Ron, TE, Auburn1988, 1990-93
 Miller, Matt, LB, Penn State1991
 Miller, Allen, LB, Ohio1962-63
 Miller, Clark, DE, Utah State1969
 Miller, Dan, K, Florida1982
 Miller, Fred, T, Pacific1955
 Miller, John, T, Boston College1956, 1958-59
 Miller, Tom, B, Hampden-Sydney1945
 Millner, Wayne, E, Notre Dame1936-41, 1945
 Mills, Lamar, DT, Indiana1994
 Milot, Rich, LB, Penn State1979-87
 Milstead, Rod, G, Delaware State1998-99
 Mims, Chris, DT, Tennessee1997
 Mingo, Gene, K, No College1967
 Mitchell, Bobby, FL, Illinois1962-68
 Mitchell, Brian, RB, SW Louisiana1990-99
 Mitchell, Kevin, LB, Syracuse2000
 Mitchell, Michael, CB, Howard Payne1987
 Modzelewski, Dick, DT, Maryland1953-54
 Mojsiejenko, Ralf, P, Michigan State1989-90
 Morns, Tony, C, Michigan1952
 Monachino, Jim, B, California1955
 Monaco, Ray, G, Holy Cross1944
 Monasco, Don, B, Texas1954
 Monk, Art, WR, Syracuse1980-92
 Mont, Tommy, QB, Maryland1947-49
 Moore, Chuck, G, Arkansas1962
 Moore, Darryl, G, UTEP1992-93
 Moore, Jeff, RB, Jackson State1984
 Moore, Michael, G, Troy State2000
 Moore, Wilbur, B, Minnesota1939-46
 Moran, Jim, G, Holy Cross1935-36
 Morgan, Bob, DT, Maryland1954
 Morgan, Boyd, S, USC1939-40
 Morgan, Mike, LB, LSU1968
 Morley, Sam, E, Stanford1954
 Morris, Jamie, RB, Michigan1988-89
 Morrison, Darryl, S, Arizona1993-96
 Morrison, Tim, CB, North Carolina1986-87
 Mortensen, Fred, QB, Arizona State1979
 Morton, Michael, RB, UNLV1985
 Moseley, Mark, K, Stephen F. Austin1974-86
 Moss, Eddie, RB, SE Missouri State1977
 Moss, Joe, T, Maryland1952
 Muhammad, Calvin, WR, Texas Southern1984-85
 Mul-Key, Herb, RB, No College1972-74
 Murphy, Mark, S, Colgate1977-84
 Murray, Eddie, K, Tulane1995
 Murray, Eddie, K, Tulane1995, 2000
 Murrell, Adrian, RB, West Virginia2000
 Musgrove, Spain, DT, Utah State1967-69
 Musick, Jim, FB, USC1932-33, 1935-36
 Myslinski, Tom, G, Tennessee1992

N

Natowich, Andy, B, Holy Cross1944
 Nelms, Mike, KR, Baylor1980-84
 Nelson, Ralph, RB, No College1975
 Niemi, Laurie, T, Washington State1949-53
 Nichols, Gerald, DT, Florida State1993
 Ninowski, Jim, QB, Michigan State1967-68
 Nisby, John, G, Pacific1962-64
 Nix, Doyle, B, SMU1958-59
 Noble, Leo, G, Penn State1947
 Noble, James, WR, Stephen F. Austin1986
 Nock, George, RB, Morgan State1972
 Noga, Al, DE, Hawaii1993
 Norman, Jim, T, No College1955
 Norris, Hal, B, California1955-56

North, Jim T, Central Washington	1944
Norton, Jim, T, Washington	1969
Nott, Doug, B, Detroit	1935
Nottage, Dexter, DE, Florida A&M	1994-96
Nugent, Dan, G, Auburn	1976-78, 1980
Nussbaumer, Bob, E, Michigan	1947-48

O

O'Brien, Fran, T, Michigan State	1960-66
O'Brien, Gail, T, Nebraska	1934-36
O'Dell, Stu, LB, Indiana	1974-76
Ogrin, Pat, DT, Wyoming	1981-82
Oliphant, Mike, RB, Puget Sound	1988
Oliver, Muhammad, CB, Oregon	1995
Olkewicz, Neal, LB, Maryland	1979-89
Olsson, Les, G, Mercer	1934-38
Oliszewski, John, B, California	1958-60
Orr, Terry, TE, Texas	1986-92
Osborne, Tom, WR, Hastings (NE)	1960-61
Ostrowski, Chet, E, Notre Dame	1954-59
Owen, Tom, QB, Wichita State	1982
Owens, Brig, DB, Cincinnati	1966-77
Owens, Don, T, Southern Mississippi	1957
Owens, Rich, DE, Lehigh	1995-97

P

Paine, Jeff, LB, San Jose State	1986
Paluck, John, DE, Pittsburgh	1956, 1959-65
Palmer, Sterling, DE, Florida State	1993-96
Papit, John, B, Virginia	1951-53
Pardee, Jack, LB, Texas A&M	1971-72
Parks, Mickey, C, Oklahoma	1938-40
Parrish, Lemar, CB, Lincoln	1978-81
Pasqua, Joe, T, SMU	1943
Paternoster, Angelo, G, Georgetown	1943
Patton, Joe, T, Alabama A&M	1994-98
Patton, Marcus, LB, UCLA	1995-98
Paul, Tito, CB, Ohio State	1999
Pebbles, Jim, E, Vanderbilt	1946-49, 1951
Peefe, Rodney, QB, USC	1999
Peiffer, Dan, C, Southeast Missouri State	1980
Pellegrini, Bob, LB, Maryland	1962-65
Pepper, Gene, G, Missouri	1950-53
Pergine, John, LB, Notre Dame	1973-75
Perrin, Lonnie, RB, Illinois	1979
Peters, Floyd, T, San Francisco State	1970
Peters, Tony, S, Oklahoma	1979-82, 1984-85
Peters, Volney, T, USC	1954-57
Peterson, Nelson, RB, West Virginia Wesleyan	1937
Petty, Phil, G, Missouri	1987
Petibon, Richie, S, Tulane	1971-72
Phillips, Joe, WR, Kentucky	1985-87
Piasecky, Al, E, Duke	1943-45
Pierce, Dan, RB, Memphis State	1970
Pinckert, Erny, FB, USC	1932-40
Plankley, Jerry, B, Michigan State	1956
Podoley, Jim, RB, Central Michigan	1957-60
Poillon, Dick, B, Canisius	1942, 1946-49
Polsfoot, Fran, E, Washington State	1953
Ponds, Antwaune, LB, Syracuse	1998
Pounds, Darryl, CB, Nicholls State	1995-99
Pourdanish, Shar, T, Nevada	1996-98
Pottios, Myron, LB, Notre Dame	1971-73
Presley, Leo, C, Oklahoma	1945
Prestel, Jim, T, Idaho	1966-67
Promuto, Vince, G, Holy Cross	1960-70

Q

Query, Jeff, WR, Millikin	1995
Quinlan, Bill, DE, Michigan State	1965
Quirk, Ed, B, Missouri	1948-51

R

Raab, Marc, C, USC	1993
Raba, Bob, TE, Maryland	1981
Rae, Mike, QB, USC	1981
Ramsey, Knox, G, William & Mary	1952-53
Raymer, Cory, C, Wisconsin	1995-99
Reaves, Willard, RB, Northern Arizona	1989
Rector, Ron, B, Northwestern	1966
Reed, Alvin, TE, Prairie View	1973-75
Reed, Andre, WR, Kutztown (PA)	2000
Reed, Bob, G, Tennessee State	1965
Reem, Matt, T, Minnesota	1996
Reger, John, LB, Pittsburgh	1964-66
Renfro, Will, T, Memphis State	1957-59
Reynolds, Mack, QB, LSU	1960
Ribar, Frank, G, Duke	1943
Ricca, Jim, C, Georgetown	1951-54
Richard, Stanley, S, Texas	1995-98
Richardson, Grady, TE, Cal St. Fullerton	1979-80
Richardson, Huey, LB, Florida	1992
Richter, Pat, WR, Wisconsin	1963-70
Riggins, John, RB, Kansas	1976-79, 1981-85
Riggs, Gerald, RB, Arizona State	1989-91
Riggs, Jim, TE, Clemson	1993
Riley, Jack, T, Northwestern	1933
Roberts, Jack, B, Georgia	1932
Roberts, Walter, WR, San Jose State	1969-70
Robinson, Dave, LB, Penn State	1973-74
Robinson, Lybrant, DE, Delaware State	1989
Robinson, Tony, QB, Tennessee	1987
Roby, Reggie, P, Iowa	1993-94
Rock, Walter, T, Maryland	1968-73
Rocker, Tracy, DT, Auburn	1989-90
Roehnel, Bill, LB, Bradley	1960
Rogers, George, RB, South Carolina	1985-87
Rosato, Sal, B, Villanova	1945-47
Rose, Carlton, LB, Michigan	1987
Rosso, George, B, Ohio State	1954
Roussel, Tom, LB, Southern Mississippi	1968-70
Roussos, Mike, T, Pittsburgh	1948-49
Rowe, Ray, TE, San Diego State	1992
Rubbert, Ed, QB, Louisville	1987
Rucker, Keith, DT, Ohio Wesleyan	1997
Runnels, Tom, RB, North Texas State	1956-57
Rush, Tyrone, RB, North Alabama	1994
Russell, Bo, T, Auburn	1939-40
Russell, Twan, LB, Miami	1997-99
Rutgens, Joe, DT, Illinois	1961-69
Ruthstrom, Ralph, B, SMU	1947
Rutledge, Jeff, QB, Alabama	1990-92
Ryan, Frank, QB, Rice	1969-70
Ryczek, Dan, C, Virginia	1973-75
Rykovich, Jules, B, Illinois	1952-53
Rymkus, Lou, T, Notre Dame	1943
Rypien, Mark, QB, Washington State	1987-93
Rzempoluch, Ted, DB, Virginia	1963

S

Saenz, Eddie, RB, USC	1946-51
Sagnella, Anthony, DT, Rutgers	1987
Salem, Ed, B, Alabama	1951
Saiter, Bryant, S, Pittsburgh	1974-75
Sample, Johnny, DB, Maryland State	1963-65

Samuels, Chris, T, Alabama	2000
Sanchez, John, T, San Francisco	1947-49
Sanders, Chris, TE, Texas A&M	1997
Sanders, Deion, CB, Florida State	2000
Sanders, Lonnie, DB, Michigan State	1963-67
Sanders, Ricky, WR, SW Texas State	1986-93
Sandifer, Dan, DB, LSU	1948-49
Sanford, Haywood, E, Alabama	1940
Sarboe, Phil, DB, Washington State	1934
Sarisco, Tony, G, Tulane	1956
Sasa, Don, DT, Washington State	1997
Saul, Ron, G, Michigan State	1976-81
Savage, Sebastian, CB, North Carolina State	1995
Sawyer, John, TE, Southern Mississippi	1983
Scayler, John, T, Tulane	1933
Scanlan, Jerry, T, Hawaii	1980-81
Scarbath, Jack, QB, Maryland	1953-54
Schick, Leo, LB, Kansas	1961
Schilling, Ralph, E, Oklahoma City	1946
Schlereth, Mark, G, Idaho	1989-94
Schmidt, Kermit (Dutch), E, Cal Poly-Pomona	1932
Schoenke, Ray, G, SMU	1966-75
Schroder, Jim, C, Notre Dame	1954, 1956-61
Schroeder, Jay, QB, UCLA	1984-88
Scissum, Williard, G, Alabama	1987
Scott, Jake, S, Georgia	1976-78
Scotti, Ben, DB, Maryland	1959-61
Scudero, Joe, B, San Francisco	1954-58
Scully, Mike, C, Illinois	1988
Seals, George, G, Missouri	1964
Seay, Virgil, WR, Troy State	1981-84
Sebek, Nick, B, Indiana	1950
Sedoris, Chris, C, Purdue	1996
Seedborg, John, E, Arizona State	1965
Sellers, Mike, TE, Walla Walla	1999-00
Seno, Frank, B, George Washington	1943-44, 1949
Settles, Tony, LB, Elon	1987
Severson, Jeff, DB, Long Beach State	1972
Shade, Sam, S, Alabama	1999-00
Seymour, Bob, B, Oklahoma	1940-45
Sharp, Everett, T, California Tech	1944-45
Shedd, Kenny, WR, Northern Iowa	2000
Shepard, Derrick, WR, Oklahoma	1987-88
Shepherd, Bill, FB, Western Maryland	1935
Shepherd, Leslie, WR, Temple	1994-98
Shiner, Dick, QB, Maryland	1964-66
Shoener, Herb, E, Iowa	1948-49
Shorter, Jim, DB, Detroit	1964-67
Shugart, Clyde, G, Iowa State	1939-43
Shula, Don, DB, John Carroll	1957
Shuler, Heath, QB, Tennessee	1994-96
Siano, Tony, C, Fordham	1932
Siegert, Herb, G, Illinois	1949-51
Siemering, Larry, C, San Francisco	1935-36
Siever, Paul, T, Penn State	1992-93
Simmons, Ed, T, Eastern Washington	1987-97
Simmons, Roy, G, Georgia Tech	1983
Sims, Keith, G, Iowa State	1997-00
Sinko, Steve, T, Duquesne	1934-36
Sistrunk, Manny, DT, Arkansas AM&N	1970-75
Slivinski, Steve, G, Washington	1939-43
Smith, Ben, E, Alabama	1937
Smith, Bruce, DE, Virginia Tech	2000
Smith, Cedric, FB, Florida	1994-95
Smith, Derek M., LB, Arizona State	1997-00
Smith, Dick, DB, Northwestern	1967-68
Smith, Ed, FB, NYU	1936
Smith, George, C, California	1937, 1941-43
Smith, Hugh, E, Kansas	1962
Smith, Jack, E, Stanford	1943
Smith, Jerry, TE, Arizona State	1965-77

Smith, Jim, DB, Oregon	1968
Smith, Jimmy, RB, Elon	1984
Smith, John, WR, North Texas State	1978
Smith, Larry, RB, Florida	1974
Smith, Paul, DE, New Mexico	1979-80
Smith, Ricky, QB, Alabama State	1984
Smith, Riley, QB, Alabama	1936-38
Smith, Timmy, RB, Texas Tech	1987-88
Smith, Verrice, G, Florida A&M	1993-95
Snead, Norm, QB, Wake Forest	1961-63
Sneddon, Bob, B, St. Mary's (CA)	1944
Snidow, Ron, DE, Oregon	1963-67
Snipes, Angelo, LB, West Georgia	1986
Snowden, Jim, T, Notre Dame	1965-72
Sobolenski, Joe, G, Michigan	1949
Sommer, Mike, B, Geo. Wash.	1958-59, 1961
Sommers, John, C, UCLA	1947
Spaniel, Frank, B, Notre Dame	1950
Sparks, Dave, G, South Carolina	1954
Sprida, John, E, St. Anselm's	1939
Stacco, Ed, T, Colgate	1948
Stallings, Don, E, North Carolina	1960
Stanfel, Dick, G, San Francisco	1956-58
Stanley, Walter, WR, Mesa (CO)	1990
Starke, George, T, Columbia	1973-84
Stasica, Leo, B, Colorado	1943
Staton, Jim, T, Wake Forest	1951
Steber, John, G, Georgia Tech	1946-50
Steffen, Jim, DB, UCLA	1961-65
Stenn, Paul, T, Villanova	1946
Stensrud, Mike, DT, Iowa State	1989
Stephens, Louis, G, San Francisco	1955-60
Stephens, Rod, LB, Georgia Tech	1995-96
Stenovich, Mike, G, St. Mary's	1933
Stevens, Matt, S, Appalachian State	1998-00
Stief, Dave, WR, Portland State	1983
Stits, Bill, DB, UCLA	1959
Stock, Mark, WR, VMI	1993
Stokes, Fred, DE, Georgia Southern	1989-92
Stokes, Tim, T, Oregon	1975-77
Stone, Ken, S, Vanderbilt	1973-75
Stout, Pete, B, TCU	1949-50
Stovall, Dick, C, Abilene Christian	1949
Stowe, Tyrone, LB, Rutgers	1994
Straka, Clem, G, Georgetown	1938-42, 1945-46
Strickland, Fred, LB, Purdue	1999
Stuart, Jim, T, Oregon	1938
Stubblefield, Dana, DT, Kansas	1998-00
Sturt, Fred, G, Bowling Green	1974
Stynchula, Andy, DT, Penn State	1960-63
Suminski, Dave, G, Wisconsin	1953
Sutton, Ed, B, North Carolina	1957-59
Sutton, Eric, CB, San Diego State	1996
Sweeney, Walt, G, Syracuse	1974-75
Sykes, Bob, B, San Jose State	1952
Symonette, Josh, S, Tennessee Tech	2000
Szafaryn, Len, T, North Carolina	1949

T

Talbert, Diron, DT, Texas	1971-80
Tamm, Ralph, T, West Chester	1991
Tanner, Barron, DT, Oklahoma	1999
Taylor, Charley, WR, Arizona State	1964-77
Taylor, Hugh (Bones), E, Oklahoma City	1947-54
Taylor, Keith, S, Illinois	1994-96
Taylor, Mike, T, USC	1971
Taylor, Roosevelt, DB, Grambling	1972
Temple, Mark, B, Oregon	1936
Tereshinski, Joe, E, Georgia	1947-54
Terrell, David, CB, Texas - El Paso	2000

Theismann, Joe, QB, Notre Dame	1974-85
Theofilides, Harry, QB, Waynesburg	1968
Thibodeaux, Keith, CB, NW Louisiana	1997
Thielemann, R.C., G, Arkansas	1985-88
Thomas, Chris, WR, C, Poly San Luis Obispo	1997-99
Thomas, Duane, RB, West Texas State	1973-74
Thomas, George, B, Oklahoma	1950-51
Thomas, Johnny, CB, Baylor	1988-90, 92-94
Thomas, Mike, RB, UNLV	1975-78
Thomas, Ralph, E, San Francisco	1955-56
Thomas, Spencer, S, Washburn	1975
Thompson, Derrius, WR, Baylor	1999-00
Thompson, Ricky, WR, Baylor	1978-81
Thompson, Steve, DT, Minnesota	1987
Thrash, James, WR, Missouri Southern	1997-00
Thure, Brian, T, California	1995
Thurlow, Steve, RB, Stanford	1966-68
Tice, Mike, TE, Maryland	1989
Tillman, Rusty, LB, Northern Arizona	1970-77
Tilton, Ron, G, Tulane	1986
Titchenal, Bob, C, San Jose State	1940-42
Todd, Dick, RB, Texas A&M	1939-42, 1945-48
Toibin, Brendan, K, Richmond	1987
Toneff, Bob, DT, Notre Dame	1959-64
Torgeson, LaVern, LB, Washington State	1955-57
Tosi, Flavio, E, Boston College	1934-36
Towns, Morris, T, Missouri	1984
Tracy, Tom, B, Tennessee	1963-64
Truitt, Dave, TE, North Carolina	1987
Truitt, Olanda, WR, Mississippi State	1994-95
Tuckey, Dick, FB, Manhattan	1938
Turk, Dan, C, Wisconsin	1997-99
Turk, Matt, P, Wisconsin-Whitewater	1995-99
Turley, Doug, E, Scranton	1944-48
Turner, J.T., G, Duke	1984
Turner, Jay, B, George Washington	1938-39
Turner, Kevin, LB, Pacific	1981
Turner, Scott, CB, Illinois	1995-97
Tyrer, Jim, T, Ohio State	1974

U

Ucovich, Mitchell, T, San Jose State	1944
Uhlenhake, Jeff, C, Ohio State	1996-97
Ullinski, Harry, C, Kentucky	1950-51, 1953-56
Ungerer, Joe, T, Fordham	1944-45

V

Vactor, Ted, DB, Nebraska	1969-74
Vanderbeek, Matt, LB, Michigan State	1995-96
Varty, Mike, LB, Northwestern	1974
Vaughn, Clarence, S, Northern Illinois	1987-91
Venuto, Sam, B, Guilford	1952
Verdin, Clarence, WR, SW Louisiana	1986-87
Vereb, Ed, RB, Maryland	1960
Vickers, Kipp, T, Miami	1999
Vital, Lionel, RB, Nicholls State	1987
Voytek, Ed, G, Purdue	1957-58

W

Waddy, Ray, CB, Texas A&I	1979-80
Wade, Bob, DB, Morgan State	1969
Ward, David (Nubbin), E, Haskell Indian	1933
Waechler, Henry, DT, Nebraska	1987
Wahler, Jim, DT, UCLA	1992-93
Walker, Brian, S, Washington State	1996-97
Walker, Marquis, CB, SE Missouri State	1996
Walker, Rick, TE, UCLA	1980-85
Walters, Tom, DB, Southern Mississippi	1964-67
Walton, Alvin, S, Kansas	1986-91

Walton, Frank, G, Pittsburgh	1944-45
Walton, Joe, E, Pittsburgh	1957-60
Watters, Dale (Muddy), T, Florida	1932-33
Ward, Bill, G, Washington State	1946-47
Warren, Don, TE, San Diego State	1979-92
Washington, Anthony, CB, Fresno State	1983-84
Washington, Fred, T, North Texas State	1968
Washington, James, S, UCLA	1995
Washington, Joe, RB, Oklahoma	1981-84
Washington, Mickey, CB, Texas A&M	1992
Watson, Jim, C, Pacific	1945
Watson, Sid, B, Northwestern	1958
Watts, George, T, Appalachian State	1942
Weatherall, Jim, T, Oklahoma	1958
Weaver, Charlie, LB, USC	1981
Weil, Jack, P, Wyoming	1989
Weisenbaugh, Heinie, B, Pittsburgh	1935-36
Welch, Herb, DB, UCLA	1989
Weldon, Casey, QB, Florida St	1999
Weldon, Larry, QB, Presbyterian	1944-45
Weller, Rabbit (Bub), B, Haskell Indian	1933
Wells, Billy, B, Michigan State	1954, 1956-57
Westbrook, Michael, WR, Colorado	1995-00
Westfall, Ed, B, Ohio Wesleyan	1932-33
Whisenhunt, Ken, TE, Georgia Tech	1990
White, Jeris, CB, Hawaii	1980-82
Whited, Marvin, G, Oklahoma	1942-45
Whitfield, A.D., RB, North Texas State	1966-68
Whitlow, Bob, C, Arizona	1960-61
Wiggins, Paul, T, Oregon	1998
Wilbur, John, G, Stanford	1971-73
Wilburn, Barry, CB, Mississippi	1985-89
Wilde, George, B, Texas A&M	1947
Wilder, James, RB, Missouri	1990
Wilkerson, Basil, E, Oklahoma City	1932
Wilkin, Willie, T, St. Mary's (CA)	1939-43
Wilkins, Roy, LB, Georgia	1960-61
Wilkinson, Dan, DT, Ohio State	1998-00
Williams, Clarence, RB, South Carolina	1982
Williams, Doug, QB, Grambling	1986-89
Williams, Eric, DT, Washington State	1990-93
Williams, Fred, T, Arkansas	1964-65
Williams, Gerard, DB, Langston	1976-78
Williams, Greg, FS, Mississippi State	1982-84
Williams, Jamel, S, Nebraska	1997-98
Williams, Jeff, T, Rhode Island	1978-80
Williams, John, B, USC	1952-53
Williams, Kevin, CB, Iowa State	1985, 1988
Williams, Marvin, TE, Fullerton State	1987
Williams, Michael, TE, Alabama A&M	1982-84
Williams, Robert, CB, Baylor	1993
Williams, Sid, LB, Southern	1967
Williamson, Ernie, T, North Carolina	1947
Willis, Keith, DT, Northeastern	1993
Willis Larry, S, Texas-El Paso	1973
Wilson, Bobby, DT, Michigan State	1991-94
Wilson, Eric, LB, Maryland	1987
Wilson, Ted, WR, Central Florida	1987
Wilson, Wayne, RB, Shepard	1987
Winans, Tydus, WR, Fresno State	1994-95
Windham, David, LB, Jackson State	1987
Wingate, Heath, C, Bowling Green	1967
Winslow, Doug, WR, Drake	1976-77
Witucki, Casimir, G, Indiana	1950-51, 1953-56
Wonsley, Otis, RB, Alcorn State	1981-85
Woodberry, Dennis, CB, S. Arkansas	1987-88
Woodruff, Lee, FB, Mississippi	1932
Woods, Tony, DE, Pittsburgh	1994-96
Woodward, Dick, C, Iowa	1952
Wooten, John, G, Colorado	1968
Wooten, Mike, C, VMI	1987
Wright, Steve, T, Alabama	1970

Wright, Toby, CB1999
 Wrighth, Ted, B, North Texas State1934-35
 Wulff, Jim, B, Michigan State1960-61
 Wyant, Fred, QB, West Virginia1956
 Wyche, Sam, QB, Furman1971-73
 Wycheck, Frank, TE-FB, Maryland1993-94
 Wycoff, Doug, FB, Georgia Tech1934
 Wynne, William, DE, Tennessee State1977
 Wysocki, Pete, LB, Western Michigan1975-80

Y

Yarber, Eric, WR, Idaho1986-87
 Yehobah-Kodie, Phil, LB, Penn State1995
 Yonaker, John, E, Notre Dame1952

Youel, Jim, B, Iowa1946-48
 Young, Bill, T, Alabama1937-42, 1946
 Young, Roy, T, Texas A&M1938
 Young, Wilburn, DE, William Penn1981
 Youngblood, Jim, LB, Tennessee Tech1984
 Yowarsky, Walt, E, Kentucky1951-54

Z

Zagers, Bert, B, Michigan State1955, 1957-58
 Zendejas, Max, K, Arizona1986
 Zeno, Joe, G, Holy Cross1942-44
 Zorich, Chris, DT, Notre Dame1997
 Zimmerman, Roy, B, San Jose State1940-42



ALL-TIME NUMBERS

0
 Olsewski, John, B1958-60

00
 Bagarus, Steve, HB1945-46

1
 Roby, Reggie, P1993-94
 Turk, Matt, P1995-99
 Bentley, Scott, K2000

2
 Weil, Jack, P1987
 Mojsiejenko, Ralf, P1989-90
 Goodburn, Kelly, P1990-93
 Murray, Eddie, K1995,2000

3
 Guglielmi, Ralph, QB1955-60
 Gogolak, Charlie, K1966-68
 Moseley, Mark, K1974-86
 George, Jeff, QB2000

4
 Bragg, Mike, P1968-79
 Atkinson, Jess, K1986-87
 Heppner, Kris, K2000

Husted, Michael, K2000

5
 Knight, Curt, K1969-73
 Hayes, Jeff, P1982-85
 Ariri, Obed1987
 Shuler, Heath, QB1994-96
 Conway, Brett, K1998-00

6
 Haji-Sheikh, Ali, K1987
 Kenney, Bill, QB1989
 Akers, David, K1998-99
 Barnhardt, Tommy, P (also wore 14)2000

7
 Theismann, Joe, QB1974-85

8
 Holly, Bob, QB1982-83
 Lohmiller, Chip, K1988-94
 Husak, Todd, QB2000

9
 Jurgensen, Sonny, QB1964-74

10

Bukich, Rudy, QB	1957-58
Day, Eagle, QB (also wore 19)	1959-60
Connell, Mike, P	1980-81
Schroeder, Jay, QB	1984-85
Rugledge, Jeff, QB	1990-92
Green, Trent, QB	1995-98

11

Pinckert, Ernie, FB	1937-40
Hare, Cecil, FB	1941-42, 45
Florentino, Al, G	1943-44
Jones, Harvey, DB	1947
Wyant, Fred, QB	1956
Ninowski, Jim, QB	1967-68
McQuilken, Kim, QB	1978-80
Rypien, Mark, QB	1987-93
Weldon, Casey, QB	1999

12

Britt, Eddie, FB	1937
Morgan, Boyd, HB	1939-40
Goodyear, John, HB	1942
Rymkus, Lou, T	1943
Fuller, Larry, HB	1944-45
Shoener, Herb, E. (also wore 84)	1948-49
Gilmer, Harry, QB	1948-42, 54
Ferris, Neil, DB	1951-52
Johnson, Randy, QB	1975-76
Mortensen, Fred, QB	1979
Flick, Tom, QB	1981
Laufenberg, Babe, QB (also wore 16)	1983-85
Cox, Steve, P	1985
Conklin, Cary, QB	1990-93
Frerotte, Gus, QB	1994-98

13

Justice, Ed, HB	1937-42
Johnson, Larry, C	1944
Monaco, Ray, G	1944
Ryan, Frank, QB	1969-70
Scott, Jake, S	1976-78
Jacke, Chris, K	1997
Thompson, Darius, WR	2000

14

Manton, Tillie, FB	1938
Kreuger, Al, HB	1941-42
Piasecky, Al, E	1943-45
Miller, Tom, E	1945
Farmer, Tom, HB	1947-48
Cox, Billy, B (also wore 40)	1951-52, 55
LeBaron, Eddie, QB	1952-53, 55-59
Shiner, Dick, QB	1964-66
Zendejas, Max, K	1986
Barnhardt, Tommy, P	1988
Blanchard, Cary, K	1998
Johnson, Brad, QB	1999-00

15

Barber, Jim, T	1937-41
Watts, George, T	1942
Sneddon, Bob, HB	1944
Coupee, Al, G	1946
Hollar, John, RB	1948-49
Papit, John, B (also wore 25)	1951-53
Izo, George, QB	1961-64
Kruczek, Mike, QB	1980
Rae, Mike, QB	1981
Robinson, Tony, QB	1987

Archer, Dave, QB	1988
Coleman, Greg, P	1988
Hostetler, Jeff, QB	1997

16

Slivinski, Steve, G	1939-43
Sharp, Everett, T	1944-45
Steber, John, G	1946-50
Dorow, Al, QB	1954-56
Snead, Norm, QB	1961-63
Began, Gary, QB	1968-69
Petitbon, Richie, S	1971-72
Laugenberg, Babe, QB (also wore 12)	1983-85
Ribbert, Ed, QB	1987
Humphries, Stan, QB	1989-91
Ganon, Rich, QB	1993
Query, Jeff, WR	1995
Blanton, Scott, K	1996-98
Peete, Rodney, QB	1999

17

Edwards, Turk, T	1937-39
Davis, Fred, T	1941-42, 45
Reynolds, Mack, QB	1960
Hall, Galen, QB	1962
Theofilides, Harry, QB	1968
Kilmer, Billy, QB	1971-78
Owen, Tom, QB	1982
Hart, Jim, QB	1984
Batkowski, Steve, QB	1985
Williams, Doug, QB	1986-89
Friesz, John, QB	1994

18

Michaels, Ed, G	1937
Bartos, Hank, G	1938
Ericksen, Carl, C	1938-39
Titchenal, Bob, C	1940-42
Hayden, Ken, C	1943
Akins, Frank, FB	1943-46
Marcus, Pete, E	1944
Duckworth, Joe, E	1947
Macioszczyk, Art, B	1948
Berrang, Ed, E	1949-52
Scarbath, Jack, QB	1953-54
Wyche, Sam, QB	1971-73

19

Malone, Charley, E	1937-40
Aguirre, Joe, E	1941, 43-45
Pebbles, Jim, E	1946-49, 51
Day, Eagle, QB (also wore 10)	1959-60
Pierce, Dan, RB	1970
Shedd, Kenny, WR	2000

20

Battles, Cliff, RB	1937
Karamatic, George, HB	1938
Seymour, Bob, HB	1940-45
Sandifer, Dan, HB	1948-49
Thomas, George, B	1950-51
Rykovich, Jules, B	1952-53
Rosso, George, B	1954
Norris, Hal, B	1955-56
Nix, Doyle, HB	1958-59
Vereb, Ed, RB	1960
Freeman, Bob, HB	1962
Budd, Frank, WR	1963
Mazurek, Fred, B	1965-66
Allen, Gerry, B	1967-69

Mason, Tommy, RB1971-72
 Stone, Ken, S1973-75
 Lavender, Joe, CB1976-82
 Morton, Michael, RB1985
 Welch, Herb, DB1989
 Mays, Alvoid, CB1990-94
 Logan, Marc, FB1995-97
 Hicks, Skip, RB1998-00

21

Olsson, Swede, G1937-38
 Farman, Dick, G1939-43
 Walton, Frank, G1944-45
 Ward, Bill, C1946-47
 Deeks, Don, T1947
 Goode, Rob, B (also wore 39)1949-51, 54-55
 Barni, Roy, B1955-56
 Sommer, Mike, B (also wore 27)1958
 Glick, Gary, B1959-61
 Schick, Doyle, LB1961
 Carr, Jim, LB1965-65
 Mingo, Gene, K1967
 Harold, George, B1968
 Brown, Tom, DB1969
 Jones, Larry, WR1974-77
 Nelms, Mike, KR1980-84
 Jessie, Tim, RB1987
 Byner, Earnest, RB1989-93
 Boykin, Todd, CB1994
 Allen, Terry, RB1995-98
 McMillian, Mark, CB1999
 Sanders, Deion, CB2000

22

Bond, Chuck, T1937-38
 Zimmerman, Roy, HB1940-42
 Turley, Doug, E1944-48
 Dowda, Harry, B (also wore 44)1949-53
 Justice, Charlie, B1950, 52-54
 Crotty, Jim, B1960-61
 Jackson, Leroy, HB1962-63
 Lewis, Dan, RB1965
 Jackson, T.J. WR1967
 Harris, Jim, DB1970
 Taylor, Roosevelt, DB1972
 Thomas, Mike, RB1975-78
 Hardean, Buddy, RB1979-80
 Jordan, Curtis, S (also wore 25)1981-86
 Burmeister, Danny, DB1987
 Morris, Jamie, RB1988-89
 Bowles, Todd, S1986-90, 92-93
 Thomas, Johnny, CB (also wore 41)1988-90, 92-94
 Wycheck, Frank, TE (also wore 36)1993-94
 Sutton, Eric, S1996
 Williams, Jamel, S1997-98
 Murrell, Adrian, RB2000

23

Irwin, Don, FB1937-40
 Birlen, Keith, HB1939
 Madarik, Elmer, DB1948
 Haynes, Hall, B1950-55
 Crabb, Claude, CB1962-63
 Hunter, Bill, DB1965
 Owens, Brig, DB1966-77
 Peters, Tony, SS1979-82, 84-85
 Bowles, Todd, S (also wore 22)1986-90, 92-93

Savage, Sebastian, CB1995
 Bailey, Robert, CB1995
 Barnes, Tomur, CB1996
 Stevens, Matt, S1998-2000

24

Turner, Jay, HB1938-39
 Livingston, Howie, HB1948-50
 Heath, Leon, B (also wore 32)1951-53
 Kincaid, Blackie, DB1954
 Podoley, Jim, HB1957-60
 Sample, Johnny, DB1963-65
 Rector, Ron, RB1966
 Larson, Pete, RB1967-68
 Wade, Bob, DB1969
 Malinchak, Bill, WR1970-74, 76
 Thomas, Spencer, S1975
 Parrish, Lemar, CB1978-81
 Washington, Joe, RB (also wore 25)1981-84
 Washington, Anthony, CB1983-84
 Bryant, Kelvin, WR1986-88, 90
 Harry, Carl, WR1989, 92
 Eilers, Pat, CB (also wore 25)1992-94
 Richard, Stanley, S1995-98
 Bailey, Champ, CB1999-00

25

Krause, Max, FB1937-40
 Dow, Ken, FB1941
 Poillon, Dick, B1942, 46-69
 Seno, Frank, HB1943-44
 Doolan, John, HB1945
 Brown, Hardy, B1950
 Papit, John, B (also wore 15)1951-53
 Adduci, Nick, B (also wore 44)1954-55
 Runnels, Tom, B1956-57
 Lynch, Dick, B1958
 McCabe, Dick, B1959
 Krakoski, Joe, B1961
 Atkins, Pervis, HB1964
 Whitfield, A.D., RB1966-68
 Hull, Mike, RB1971-74
 Brown, Eddie, S1975-77
 Malone, Benny, RB1978-79
 Jordan, Curtis, S (also wore 22)1981-86
 Washington, Joe, RB (also wore 24)1981-84
 Etherly, Dave, DB1987
 Oliphant, Mike, RB1988
 Dupard, Reggie, RB1989-90
 Washington, Mickey, CB1992
 Eilers, Pat, S (also wore 24)1992-94
 Carter, Tom, CB1993-96
 Denton, Tim, CB1998-99

26

Carroll, Vic, C/G1937-42
 Foltz, Vernon, C1944
 Lolotai, Al, T1945
 Ruthstrom, Ralph, LB1947
 Castiglia, Jim, B1947-48
 Cochran, Tom, B1949
 Spaniel, Frank, B1950
 Salem, Ed, B1951
 Davis, Andy, B1953
 Shula, Don, DB1957
 Stits, Bill, DB1959
 Krause, Paul, DB1964-67

Brunet, Bob, RB	1968-70-77
Harris, Don, S	1978-79
Metcalf, Terry, RB	1981
Evans, Reggie, RB	1983
Smith, Ricky, CB	1984
Badjanek, Rick, RB	1986
Wilson, Wayne, RB	1987
McEwen, Craig, TE	1987-88
Davis, Wayne, CB	1989-90
Copeland, Danny, S	1991-93
Grant, Alan, CB	1994
Oliver, Muhammad, CB	1995
Dishman, Cris, CB	1997-98
Buckley, Curtis, CB	1999
Drakeford, Tyronne, CB	2000

27

Parks, Mickey, C	1938-40
Stuart, Jim, T	1941
Zeno, Joe, G	1942-44
Audet, Earl, T	1945
Bartos, Joe, B	1950
Ferris, Neil, DB	1951-52
Menasco, Don, DB	1954
DeCarlo, Art, B	1956-57
Walters, Les, DB	1958
Sommer, Mike, B	1959, 61
Love, John, WR	1967
Houston, Ken, S	1973-80
Edwards, Brad, S	1990-93
Taylor, Keith, S (also wore 29)	1994-96
Evans, Greg, S	1998
Paul, Tito, CB	1999
Carrier, Mark, FS	2000

28

Peterson, Nels, E	1937
Masterson, Bob, E	1938-43
Schilling, Ralph, DE	1946
Taylor, Hugh, E (also wore 84)	1947-54
Scudero, Joe, B	1954-58
Rzempoluch, Ted, DB	1963
Clay, Ozzie, HB	1964
Smith, Dick, DB	1967-68
Henderson, Jon, WR	1970
Haymond, Alvin, DB	1972
Mul-Key, Herb, RB	1972-74
Bryant, Trent, CB	1981
Crissy, Cris, WR	1981
Green, Darrell, CB	1983-00

29

Karcher, Jim, G	1937-39
Andrako, Steve, C	1940-41
DeCorrevant, Bill, HB	1945
Britt, Oscar, G	1946
Wilde, George, HB	1947
Hartley, Howard, B	1948
Dwyer, Jack, B	1951
Barry, Paul, B	1953
Zagers, Bert, B	1955, 57-58
Vactor, Td, CB	1969-74
Murphy, Mark, S	1977-84
Branch, Reggie, RB (also wore 30)	1985-89
Gulledge, David, S	1992
Taylor, Keith, S (also wore 27)	1994-96
Turner, Scott, CB	1995-97
Shade, Sam, S	1999-00

30

Howell, Millard, B	1937
Filchock, Frank, QB	1938-41, 44-45
Juzwik, Steve, HB	1942
Dunn, Coye, HB	1943
Youel, Jim, QB	1946-48
Sutton, Ed, B	1957-59
Cunningham, Jim, FB	1961-63
Briggs, Bob, B	1965
Jordan, Jeff, RB	1971-72
Salter, Bryant, S	1974-75
Kick, Jim, RB	1977
Forte, Ike, RB	1978-80
Giaquinto, Nick, RB	1981-83
Moore, Jeff, RB	1984
Branch, Reggie, RB (also wore 29)	1985-89
Garner, Dwight, RB	1986
Holman, Walter, RB	1987
Mickles, Joe, RB	1989
Mitchell, Brian, RB	1990-99

31

Johnston, Jimmy, HB	1939-40
Clair, Frank, E	1941
Weldon, Larry, QB	1944-45
Ehrhardt, Clyde, C	1949
Bosseler, Don, FB	1957-64
Kantor, Joe, B	1966
Harraway, Charley, FB	1969-73
Evans, Charlie, RB	1974
Jenkins, Ken, RB	1985
Vaughn, Clarence, S	1987-91
Clifton, Gregory, WR	1993
Pounds, Darryl, CB	1995-99
Terrell, David, CB	2000

32

McC Chesney, Bob, E	1937-43
Cafego, George, HB	1943
Rosato, Sal, FB	1945-47
Stout, Pete, B	1949-50
Heath, Leon, FB (also wore 24)	1951-53
Elter, Leo, B	1955-57
Wulff, Jim, B	1960-61
Barnes, Billy Ray, RB	1962-63
Clay, Billy, DB	1966
McDonald, Ray, RB	1967-68
Dyer, Henry, RB	1969-70
Pardee, Jack, LB	1971-72
Curtis, Mike, LB	1977-78
Dean, Vernon, CB	1982-87
McEwen, Craig, TE	1987-88
Wilder, James, RB	1990
Erwins, Ricky, RB	1991-94
Thibodeaux, Keith, CB	1997
Wright, Toby, CB	1999
Dukes, Chad, RB	2000

33

Baugh, Sammy, QB	1937-52
------------------	---------

34

Hartman, Bill, HB	1938
German, Jimmy, QB	1939
Sanford, Haywood, E	1940
Micka, Mike, FB	1944
Gaffney, Jim, B	1946
Quirk, Ed, FB	1948-51

Cloud, John, B.....	1952-53
Smith, Jim, DB.....	1968
Green, Tony, RB.....	1978
Hammond, Bobby, RB.....	1979-80
Williams, Kevin, CB.....	1985, 88
Davis, Brian, CB.....	1987-90
Kimble, Garry, DB.....	1987
Hoage, Terry, S.....	1991
Bayless, Martin, S.....	1994
Kitts, Jim, FB.....	1998
Symonette, Josh, S.....	2000

35

Smith, Riley, QB.....	1937-38
Moore, Wilbur, HB.....	1939-46
Dudley, Bill, B.....	1950-51, 53
Casares, Rick, RB.....	1965
Looney, Joe Don, RB.....	1966-67
Hill, Calvin, RB.....	1976-77
Deloplane, Jack, RB.....	1978
Perrin, Lonnie, RB.....	1979
Claitt, Rickey, RB.....	1980-81
Griffin, Keith, RB.....	1984-85
Mayhew, Martin, CB.....	1989-92
Evans, Leomont, CB.....	1996-99

36

Wilkin, Willie, T.....	1939-43
Harris, Henry, T.....	1947-48
Drazenovich, Chuck, LB.....	1950-59
Hatcher, Ron, RB.....	1962
Tracy, Tom, RB.....	1963-64
Barrington, Tom, RB.....	1966
Nelson, Ralph, RB.....	1975
Moss, Eddie, RB.....	1977
Smith, Timmy, RB.....	1987-88
Cofer, Joe, DB.....	1987
Wycheck, Frank, TE (also wore 22).....	1993-94
Bell, William, FB.....	1994-96
Maston, Le'Shai, FB.....	1998

37

Young, Bill, T.....	1937-42
Pasqua, Joe, T.....	1943
Watson, Jim, C.....	1945
Tereshinski, Joe, E.....	1947-54
Lockett, J.W., FB.....	1964
Fischer, Pat, DB.....	1968-77
Cherry, Raphael, S.....	1985
Williams, Kevin, CB.....	1985-88
Curtis, Travis, CB.....	1988, 91
Riggs, Gerald, RB.....	1989-91
Morrison, Darryl, S (also wore 38).....	1993-96
Smith, Cedric, FB.....	1994-95
Washington, James, S.....	1996
Campbell, Jesse, S.....	1997-98
Centers, Larry, FB.....	1999-00

38

Smith, Ben, E.....	1937
Bradley, Hal, E.....	1938
Fisher, Bob, T.....	1940
Aldrich, Ki, C.....	1942
Jenkins, Jacque, FB.....	1943, 46
Conkright, Bill, C.....	1943
Dye, Les, E.....	1944-45
Goodnight, Clyde, DB.....	1949-50
Martin, Jim, K.....	1964
Seedborg, John, K.....	1965
Casares, Rick, RB.....	1965

Willis, Larry, S.....	1973
Smith, Larry, RB.....	1974
Harmon, Clarence, RB.....	1977-82
Rogers, George, RB.....	1985-87
Reaves, Williard, RB.....	1989
Morrison, Darryl, S (also wore 37).....	1993-96
Frisch, David, TE.....	1997

39

Kawal, Ed, C.....	1937
Stralka, Clem, C.....	1938-42, 45-46
Hanna, Zip, G.....	1945
Buksar, George, B.....	1951-52
Sykes, Bob, B.....	1952
Goode, Rob, RB (also wore 21).....	1949-51, 54-55
Francis, Dave, B.....	1963
Hughley, George, B.....	1965
Wonsley, Otis, RB.....	1981-85
Lane, Skip, S.....	1987
Green, Robert, RB.....	1992
Rush, Tyrone, RB.....	1994

40

Millner, Wayne, E.....	1937-41, 45
Kovatch, John, E.....	1942-46
Ribar, Frank, G.....	1943
Cox, Billy, B (also wore 14).....	1951-52, 55
Lowe, Gary, B.....	1956-57
Horner, Sam, DB.....	1960-61
Sanders, Lonnie, DB.....	1963-67
Martin, Aaron, DB.....	1968
Kopay, Dave, RB.....	1969-70
Nock, George, RB.....	1972
Hyatt, Fred, WR.....	1973
Cunningham, Doug, RB.....	1974
Anderson, Bob, RB.....	1975
Hall, Windlan, S.....	1977
Jackson, Wilbur, RB.....	1980-82
Smith, Jimmy, RB.....	1984
Kane, Rick, RB.....	1984
Walton, Alvin, S.....	1986-91
Brooks, Reggie, RB.....	1993-95

41

Krause, Red, C.....	1938
Todd, Dick, RB.....	1939-42, 45-48
Stasica, Leo, HB.....	1943
Wells, Billy, B.....	1954, 56-57
Watson, Sid, B.....	1958
Hudson, Bob, LB.....	1959
Steffen, Jim, DB.....	1961-65
Bass, Mike, CB.....	1969-75
Carpenter, Brian, CB.....	1983-84
Morrison, Tim, CB.....	1986-87
Woodberry, Dennis, DB.....	1987-88
Thomas, Johnny, CB (also wore 22).....	1988-90, 92-94
Mandeville, Chris, DB.....	1989
Crutchfield, Buddy, CB.....	1998
Harrison, Lloyd, CB.....	2000

42

Tuckey, Dick, FB.....	1938
Hare, Ray, QB.....	1940-43
North, Jim, T.....	1944
Adams, John, T.....	1945-49
Sebek, Nick, QB.....	1950
Alban, Dick, B.....	1952-55
Planutis, Jerry, B.....	1956
Anderson, Bill, E.....	1958-63
Taylor, Charley, RB-WR.....	1964-77

43

Kahn, Eddie, G.....	1937
Bond, Randall, QB.....	1938
Cifers, Ed, T.....	1941-42, 46
Campofreda, Nick, C.....	1944
Barber, Ernie, C.....	1945
Szafaryn, Len, T.....	1949
Williams, John, B.....	1952-53
Janowicz, Vic, B.....	1954-55
Haley, Dick, B.....	1959-60
Kerr, Jim, DB.....	1961-62
Walters, Tom, DB.....	1964-67
Brown, Larry, RB.....	1969-76

44

Farkas, Andy, FB.....	1938-44
Ananis, Vito, B.....	1945
Condit, Merle, HB.....	1945
Garzoni, Mike B.....	1947
Roussos, Mike, T.....	1948-49
Dowda, Harry, B (also wore 22).....	1949-53
Adduci, Nick, B (also wore 25).....	1954-55
Thurlow, Steve, RB.....	1966-68
Severson, Jeff, DB.....	1972
Denson, Moses, RB.....	1974-75
Riggins, John, RB.....	1976-79, 81-85

45

Russell, Bo, T.....	1939-40
Hoffman, Bob, QB.....	1940-41
Beinor, Ed, T.....	1942
Lapka, Ted, E.....	1943-44, 46
McKee, Paul, E.....	1947-48
Stovall, Dick, C.....	1949
Baker, Sam, K (also wore 49).....	1953, 56-59
Fellon, Ralph, B.....	1954-60
Duncan, Leslie, DB.....	1971-73
Williams, Gerard, DB.....	1976-78
White, Jeris, CB.....	1980-82
Wilburn, Barry, CB.....	1985-89
Johnson, Sidney, CB.....	1990-92
Walker, Brian, S.....	1996
Sellers, Mike, TE (also wore 85).....	1998-00

46

Young, Roy, T.....	1938
Spirida, Joh, E.....	1939
Banta, Jack, B.....	1941
Gentry, Lee, HB.....	1941
Gibson, Joe, E.....	1943
Natowich, Andy, HB.....	1944
Bedore, Tom, C.....	1944
Ungerer, Joe, T.....	1944-45
Steen, Paul, T.....	1946
Sommer, Jack, C.....	1947
Doll, Don, DB.....	1953
Atkeson, Dale, B.....	1954-56
Hackbart, Dale, DB.....	1961-63
Harris, Rickie, DB.....	1965-70
Grant, Frank, WR.....	1973-78
McDaniel, LeCharls, CB.....	1981-82
Sanders, Ricky, WR (also wore 83).....	1986-93
Mitchell, Mike, CB.....	1987
Woodberry, Dennis, CB.....	1987-88

47

Smith, George, C.....	1937, 41-43
Keenan, Jack, T.....	1944-45
Williamson, Ernie, T.....	1947
Butkus, Carl, T.....	1947

Niemi, Laurie, T.....	1949-53
James, Dick, B.....	1959-63
Shoter, Jim, DB.....	1964-67
Roberts, Walter, WR.....	1969-70
Thomas, Duane, RB.....	1973-74
Waddy, Ray, CB.....	1979-80
Williams, Greg, FS.....	1982-85
Thomas, Johnny, CB (also wore 22, 41).....	1988-90, 92-94
Johnson, AJ, CB.....	1989-94
Bowie, Larry, FB.....	1996-99
Johnson, Bryan, FB.....	2000

48

Whited, Marvin, G.....	1942-45
Leon, Tony, G.....	1943
Pressley, Leo, C.....	1945
Edwards, Weldon, T.....	1948
Hendren, Bob, T.....	1949-51
Hecker, Norb, DB.....	1955-57
Scottie, Ben, Db.....	1959-61
Elmore, Doug, B.....	1972
Coia, Angelo, WR.....	1964-65
Burrell, John, WR.....	1966-67
Jaqua, Jon, CB.....	1970-72
Coffey, Ken S.....	1983-85
Gage, Steve, S.....	1987-88
Curtis, Travis, CB (also wore 37).....	1988, 91
Whisenhunt, Ken, TE.....	1990
Davis, Stephen, RB.....	1996-00

49

Meade, Jim, HB.....	1939-40
Koniszewski, Joh, T.....	1945-46, 48
Sanchez, John, T.....	1947-49
Venuto, Sam, B.....	1952
Baker, Sam, P (also wore 45).....	1953, 56-59
Monachino, Jim, B.....	1955
Brewer, Billy, B.....	1960
Mitchell, Bobby, RB.....	1962-68

50

Nussbaumer, Bob, E.....	1947-48
Ullinski, Harry, C (also wore 56).....	1950-51, 53-56
Hageman, Fred, C.....	1961-64
Adams, Willie, LB.....	1965-66
Baughan, Maxie, LB.....	1971-74
Wysocki, Pete, LB.....	1975-80
Kubin, Larry, LB.....	1982-84
Caldwell, Ravin, LB.....	1987-92
Kimmel, Jon, LB.....	1987
Rose, Carlton, LB.....	1987
Myslinski, Tom, G.....	1992
Raab, Marc, C.....	1993
Brownlow, Darrick, LB.....	1995-96
Smith, Derek M., LB.....	1997-00

51

Shugart, Clyde, G.....	1939-43
Merkle, Ed, G.....	1944
Lennon, Reid, G.....	1945
Boensch, Fred, G.....	1947-48
Momsen, Tony, C.....	1952
Schrader, Jim, C.....	1954, 56-61
Kelley, Gordon, LB.....	1962-63
Reger, John, LB.....	1964-66
Williams, Sid, LB.....	1967
Didion, John, LB.....	1969
Grant, Bob, LB.....	1971
Ryczek, Dan, C.....	1973-75
Harris, Joe, LB.....	1977
Coleman, Monte, LB.....	1979-94

Ponds, Antwaune, LB	1998
Francis, James, LB	1999
Fischer, Mark, C (also wore 60)	2000

52

Gilmer, Harry, QB (also wore 12)	1948-52, 54
Allen, John, C	1955-58
Butsko, Harry, LB	1963
Morgan, Mike, LB	1968
Hamlin, Gene, C	1970
Pergine, John, LB	1973-75
Olkewicz, Neal, LB	1979-89
Elliott, Matt, C	1992
Raymer, Cory, C	1995-00

53

Deal, Rufus, FB	1942
Smith, Jack, E	1943
Ucovich, Mitch, T	1944
DeMao, Al, C	1945-53
Torgeson, Torgy, LB	1955-57
Roehmlt, Bill, LB	1960
Pellegrini, Bob, LB	1962-65
Jackson, Steve, LB	1966-67
McLinton, Harold, LB	1969-78
Bostic, Jeff, C	1980-93
Patton, Marcus, LB	1995-97
Mason, Eddie, LB	1999-00

54

Corbitt, Don, C	1948
Cudzik, Walt, C	1954
Fulcher, Bill, LB	1956-58
Croftcheck, Don, G	1965-66
Roussel, Tom, LB	1968-70
Kuziel, Bob, C	1975-80
Turner, Kevin, LB	1981
Cronan, Peter, LB	1981-85
Krakoski, Joe, LB	1986
Gouveia, Kurt, LB	1987-94
Cowne, Joh, C	1987
Catanho, Al, LB	1996
Jones, Greg, LB	1997-00

55

Aldrich, Ki, C	1941-43, 45-46
Crisler, Harold, E	1948-49
Ricca, Jim, C	1951-54
Miller, Allen, LB	1962-63
Hanburger, Chris, LB	1965-78
Kaufman, Mel, LB	1981-88
Collins, Andre, LB	1990-94
Uhlenhake, Jelf, C	1996-97
Hamilton, Malcolm, LB (also wore 58)	1998-99
Strickland, Fred, LB	1999
Mitchell, Kevin, LB	2000

56

Avery, Don, T	1946-47
Ulinski, Harry, C (also wore 50)	1950-51, 53-56
Woodward, Dick, C	1952
BruECKman, Charley, C	1958
Kuchta, Frank, C	1959
Beatty, Ed, C	1961
Hauss, Len, C	1964-77
Peiffer, Dan, C	1980
Lowry, Quentin, LB	1981-83
Junkin, Trey, LB	1984
Daniels, Calvin, LB	1986
Coyle, Eric, C	1987-88

Bonner, Brian, LB	1989
Myslinski, Tom, G (also wore 50)	1992
Hamilton, Rick, LB	1993-94
Anderson, Erick, LB	1994-95
Foxx, Dion, LB	1995
Burnett, Chester, LB	1998
Arrington, LaVar, LB	2000

57

Stacco, Ed, T	1948
Badaczewski, John, G	1949-51
Khayat, Ed, DT (also wore 79)	1962-63
Crossan, Dave, C	1965-69
O'Dell, Stu, LB	1974-76
Milot, Rich, LB	1979-87
Copeland, Anthony, LB	1987
Graham, Don, LB	1989
Kirk, Randy, LB	1990
Millen, Matt, LB	1991
Bingham, Guy, C	1992-93
Harvey, Ken, LB	1994-98
Leeuwenburg, Jay, G	2000

58

Nobila, Leo, C	1947
Katrishen, Mike, T	1948-49
Burman, George, C/G	1971
Varty, Mike, LB	1973
Hover, Don, LB	1978-79
Weaver, Charlie, LB	1981
Anderson, Stuart, LB	1982-85
Burks, Shawn, LB	1986
Jones, David, C	1987
Windham, David, LB	1987
Marshall, Wilber, LB	1988-92
Banks, Carl, LB	1993
Alexander, Patrise, LB	1996-98
Givens, Reggie, LB	2000

59

Carroll, Jim, LB (also wore 60)	1966-68
Dusek, Brad, LB	1974-81
Youngblood, Jim, LB	1984
Keating, Chris, LB	1985
Snipes, Angelo, LB	1986
Paine, Jeff, LB	1986
Hitchcock, Ray, C	1987
Wilson, Eric, LB	1987
Scully, Mike, C	1988
Harbour, Dave, C	1988-89
Brantley, John, LB	1992-93
Sedoris, Chris, C	1996
Barber, Shawn, LB	1998-00

60

Jaffurs, John, G	1946
Gray, Bill, G	1947-48
Brown, Budy, G	1949
Sobolenski, Joe, G	1951-52
Berschet, Buddy, G	1951-52
Stanfel, Dick, G	1956-58
Khayat, Bob, G	1960, 62-63
Carroll, Jim, LB (also wore 59)	1966-68
Wilbur, John, G	1971-73
Anderson, Gary, G	1980
Simmons, Roy, G	1983
Turner, J.T., G	1984
McQuaid, Dan, T	1985
Wooten, Mike, C	1987
Stokes, Fred, DE	1989-92

Huntington, Greg, T.....	1993
Fischer, Mark, C.....	1998-99
Samuels, Chris, T.....	2000

61

DeFruiter, Bob, DB.....	1945-47
Pepper, Gene, G.....	1950-53
O'Brien, Fran, T.....	1960-66
Avery, Jim, E.....	1966
Bandy, Don, G.....	1967-68
Johnson, Dennis, Dt.....	1974-77
Jones, Melvin, G.....	1981
Huff, Ken, G.....	1983-85
Kehr, Rick, G.....	1987-88
Scissum, Willard, G.....	1987
Adickes, Mark, G.....	1990-91
Smith, Vernice, G.....	1993-95
Batiste, Michael, G.....	1998

62

Witucki, Casimir, G (also wore 63).....	1950-51, 53-56
Boll, Don, T.....	1953-59
Nisby, John, G.....	1962-64
Dess, Darrell, G.....	1965-66
Schoenke, Ray, G.....	1966-75
Nugent, Dan, G.....	1976-78, 80
Laster, Don, T.....	1982
Towns, Morris, T.....	1984
Petty, Phil, G.....	1987
Tamm, Ralph, G (also wore 64).....	1991
Moore, Darryl, G.....	1992-93

63

Siegert, Herb, G.....	1949-51
Witucki, Casimir, C (also wore 62).....	1950-51, 53-56
Karas, Emil, LB.....	1959
Breedlove, Rod, LB.....	1960-64
Johnson, Mitch, T (also wore 64).....	1966-68, 72
Breding, Ed, LB.....	1967-68
Duich, Steve, G.....	1969
Dean, Fred, G.....	1978-82
Kimball, Bruce, G (also wore 67).....	1983-84
McKenzie, Raleigh, C/G.....	1985-94
Gesek, John, C (also wore 75).....	1994-95
Sims, Keith, G.....	1998-00

64

Marciniak, Ron, C.....	1955
Fulcher, Bill, G.....	1956
Johnson, Mitch, T (also wore 63).....	1966-68, 72
Sistrunk, Manny, DT.....	1970-75
Saul, Ron, G.....	1976-81
Hamilton, Steve, DE.....	1985
Tamm, Ralph, G (also wore 62).....	1991
Elewonibi, Mo, T.....	1990-93
Matich, Trevor, C.....	1994-96
Heck, Andy, T.....	1999-00

65

Clark, Jim, G.....	1952-53
Houston, Walt, G.....	1955
Promuto, Vince, G.....	1960-70
Sturt, Fred, G.....	1974
Butz, Dave, DT.....	1975-88

66

Norman, Jim, T.....	1955
Voytek, Ed, G.....	1957-58
Whillow, Bob, C.....	1960-61
Kammerer, Carl, DE.....	1963-69

Pottios, Myron, LB.....	1971-73
Imhof, Martin, DE.....	1974
Arneson, Jim, G.....	1975
Fritsch, Ted, C.....	1976-79
Jacoby, Joe, G/T.....	1981-93
Turk, Dan, C.....	1997-99
Moore, Michael, G.....	2000

67

Suminski, Dave, G.....	1953
Stephens, Red, G.....	1955-60
Darre, Bernie, G.....	1961
Cvercko, Andy, G.....	1963
Reed, Bob, G.....	1965
Kupp, Jake, G-TE.....	1966
Wootten, John, G.....	1968
Grimm, Dan, G.....	1969
Tillman, Rusty, LB.....	1970-77
Dubinetz, Greg, G.....	1979
Kimball, Bruce, G.....	1983-84
Beasley, Tom, DT.....	1985
Thompson, Steve, DE.....	1987
Lathrop, Kit, DE.....	1987
Waechter, Henry, DE.....	1987
Brown, Ray, G.....	1989-90, 92-95
Pourdanesh, Shar, T.....	1996-98
Fletcher, Derrick, G.....	2000

68

Badgon, Ed, G.....	1952
Ramsey, Knox, G.....	1952-53
Sparks, Dve, G.....	1954
Feagin, G.....	1963
Banks, Willie, G (also wore 69).....	1969-69
Fanucci, Mike, DE.....	1972
Harlan, Jim, T.....	1978
Anderson, Gary, G.....	1980
Grimm, Russ, G.....	1981-91
Patton, Joe, G/T.....	1994-98
Hulston, Tony, G.....	2000

69

Hansen, Ron, G.....	1954
Goosby, Tom, G.....	1966
Banks, Willie, G (also wore 68).....	1968-69
Brooks, Perry, DT.....	1978-84
Thielmann, R.C., G.....	1985-88
Schlereth, Mark, G.....	1989-94
Milstead, Rod, G.....	1998-99
Ellis, Ed, T.....	2000

70

Karras, Lou, T.....	1950-51
Modzelewski, Dick, DT.....	1953-54
Miller, Fred, T.....	1955
Sardisco, Tony, G.....	1956
Lemek, Ray, T.....	1957-61
Moore, Chuck, G.....	1962
Huff, Sam, LB.....	1964-67, 69
Wynn, Will, DE.....	1977
Marshall, Leonard, DT.....	1994
Drake, Troy, T.....	1998

71

Houghton, Jerry, T.....	1950
Renfrow, Will, T.....	1957-59
Stynchula, Andy, DT.....	1960-63
Seals, George, E.....	1964
Musgrove, Spain, Dt.....	1967-68
Bosch, Frank, DT (also wore 73).....	1968-70

Tyrer, Jim, T1974
 Lorch, Karl, DT1978-81
 Peutz, Gary, T1982
 Mann, Charles, DE1983-93
 Lewis, Ron, G1995
 Tanner, Barron, DT1999

72

Staton, Jim, DT1951
 Moss, Joe, T1952
 Christensen, Erik, DE1956
 Owens, Don, DT1957
 Weatherall, Jim, DT1958
 Churchwell, Don, T1959
 Rutgens, Joe, DT1961-69
 Hermeling, Terry, T1970-73, 75-80
 Talbert, Dixon, DT1971-80
 Manley, Dexter, DE1981-89
 Haight, Mike, T1992
 Noga, Al, DE1993
 Bandison, Romeo, DT1995-96
 Flores, Mike, DE (also wore 73)1995
 Kalu, Ndukwue, DE1998-99
 Kalu, Ndukwue, DE1998-2000

73

Barfield, Ken, T1954
 Davlin, Mike, T1955
 Miller, Joh, T1956, 58-59
 Matteson, Riley, T1961-64
 Jones, Stan, T1965
 Bosch, Frank, De1968-70
 Laaveg, Paul, G1970-75
 Williams, Jeff, T1978-80
 May, Mark, G1981-90
 Mills, Lamar, DT1994
 Flores, Mike, DE (also wore 72)1995
 Ashmore, Darryl, T1996-97
 Wiggins, Paul, T1998
 Brown, Jamie, T1999

74

Neimi, Laurie, T1949-53
 Morgan, Bob, Dt1954
 Khayat, Eddie, DT (also wore 87)1957, 62-63
 Snowden, Jim, T1965-72
 Starke, George, T1973-84
 Koch, Marcus, DE1986-91
 McGriff, Curtis, DE1987
 Nichols, Gerald, DT1993
 Thure, Brian, T1995
 Badger, Brad, G1997-99
 Harrison, Nolan, DE2000

75

Ecker, Enrique, T1952
 Campora, Don, DT1953
 Jagielski, Harry, T1956
 Davidson, Ben, DT1962-63
 Williams, Fred, T (also wore 77)1964-65
 Marshall, Rich, DT1966
 Kelly, John, T1966-67
 Washington, Fred, T1968
 Wright, Steve, T1970
 Hermeling, Terry, T (also wore 72)1970-80
 Clark, Mike, DE1981
 Ogrin, Pat, DT (also wore 79)1981-82
 Brilz, Darrick, G1987
 Stensrud, Mike, DT1989

Williams, Eric, DT1990-93
 Gesek, John, C (also wore 63)1994-95
 Dahl, Bob, G1996-97
 Cook, Anthony, DE1999
 Ham, Derrick, DE2000

76

Lipscomb, Paul, T1950-54
 Kimmel, J.D., T1955-56
 Stallings, Don, E1960
 Prestel, Jim, T1966-67
 Rock, Walter, T1968-73
 Stokes, Tim, T1975-77
 Heinz, Bob, DT1978
 Scanlan, Jerry, T1980-81
 Mendenhall, Mat, De1981-82
 Donnalley, Rick, C/G1984-85
 Tilton, Ron, G1986
 Simmons, Ed, T1987-97
 Frazier, Frank, G1987
 Jansen, Jon, T1999-00

77

Jacobs, Jack, QB1946
 Mont, Tommy, QB1947-49
 Krouse, Ray, T1960
 Barnett, Steve, T1964
 Williams, Fred, T (also wore 75)1964-65
 Barnes, Walter, DT1966-68
 Brundige, Bill, DT1970-77
 Jones, Joe, DE1979-80
 Grant, Darryl, DT1981-90
 Wahler, Jim, DT1992-93
 Johnson, Tré1994-00

78

Lawrence, Don, T1959-61
 Snidow, Ron, DE1963-67
 Peters, Floyd, T1970
 Taylor, Mike, T1971
 Sweeney, Walt, G1974-75
 Hickman, Dallas, DE (also wore 82)1976-81
 Smith, Paul, DE1979-80
 McGee, Tony, DE1982-84
 Hamel, Dean, DT1985-88
 Robinson, Lybrant, DE1989
 Johnson, Tim, DT1990-95
 Kuehl, Ryan, DT (also wore 99)1996-97
 Zorich, Chris, DT1997
 Brown, Doug, DT1998-99
 Smith, Bruce, DE2000

79

Yonaker, John, E1952
 Hegarty, Bill, T1953
 Peters, Volney, T1954-57
 Khayat, Ed, DT (also wore 57)1958
 Toneff, Bob, DT1959-64
 Crane, Dennis, DT1968-69
 McDole, Ron, DE1971-78
 Bacon, Coy, DE (also wore 80)1978-81
 Ogrin, Pat, DT (also wore 75)1981-82
 Liebenstein, Todd, DE1982-85
 Barnett, Doug, DE1985
 Carlson, Mark, T1987
 Lachey, Jim, T1988-95
 Emtman, Steve, DT1997
 Vickers, Kipp, G1999

80

Ecker, Enrique, T	1952
Brito, Gene, E	1951-53, 55-58
Junker, Steve, E	1961-62
Hernandez, Joe, E	1964
Hodgson, Pat, TE	1966
Alford, Bruce, K	1967
Long, Bob, WR	1969
Jefferson, Roy, WR	1971-76
Bacon, Coy, DE (also wore 79)	1978-80
McDaniel, John, WR (also wore 86)	1978-80
Haines, Kris, WR	1979
Seay, Virgil, WR	1981-84
Bannwell, Malcolm, WR	1985
Phillips, Joe, WR	1985-87
Yarber, Eric, WR	1986-87
Wilson, Teddy, WR	1987
Shepard, Derrick, WR	1987-88
Johnson, Joe, WR	1989-91
Howard, Desmond, WR	1992-94
Truitt, Olanda, WR (also wore 84)	1994-95
Brooks, Bill, WR	1996
Alexander, Stephen, TE	1998-00

81

Brown, Dan, E	1950
Morley, Sam, WR	1954
Walton, Joe, E	1957-60
Luce, Lew, B	1961
Jencks, Bob, E	1965
Kupp, Jake, TE	1966
Barefoot, Ken, E	1968
Carroll, Leo, DE (also wore 89)	1969-70
Alston, Mack, TE	1970-72
Winslow, Doug, WR	1976-77
Anderson, Terry, WR	1978
Smith, J.T., WR	1978
DeFrance, Chris, WR	1979
Monk, Art, WR	1980-1993

82

Berrang, Ed, E	1949-52
Dale, Roland, E	1950
Polsfoot, Fran, E	1953
Carson, John, E	1954-59
MacAfee, Ken, E	1959
Heenan, Pat, E	1960
Absher, Dick, K	1967
Miller, Clark, DE	1969
Jones, Jimmie, DE	1971-73
Hickman, Dallas, DE (also wore 78)	1976-81
Caster, Rich, TE	1981-82
Sawyer, John, TE	1983
Jones, Anthony, TE	1984-85
Caravello, Joe, TE	1987-88
Brandes, John, TE	1990-92
Rowe, Ray, TE	1992
Riggs, Jim, TE	1993
Haws, Kurt, TE	1994
Westbrook, Michael, WR	1995-00

83

Dekker, Al, WR	1953
Jones, Charlie, E	1955
Meadows, Ed, DB	1959
Wilkins, Roy, LB	1960-61
Norton, Jim, T	1969
Anderson, Bruce, DE	1970
Thompson, Ricky, WR	1978-81

McGrath, Mark, WR	1983-85
Stief, Dave, WR	1983
Mauti, Rich, WR (also wore 84)	1984
Noble, James, WR	1986
Sanders, Ricky, WR (also wore 46)	1986-93
Johnson, Richard, WR	1987
McEwen, Craig, TE (also wore 88)	1987-88
Winans, Tydus, WR	1994-95
Anderson, Flipper, WR	1996
Connell, Albert, WR	1997-00

84

Taylor, Hugh, E (also wore 28)	1947-54
Shoener, Herb, E (also wore 12)	1948-49
Braatz, Tom, DE (also wore 85)	1957059
Osborne, Tom, E	1960-61
Hancock, Mike, TE	1973-75
Fugett, Jean, TE	1976-79
McCrary, Greg, TE (also wore 85)	1978, 81
McKinney, Zion, WR	1980
Williams, Mike, TE	1982-84
Arnold, Wait, TE (also wore 90)	1984
Mauti, Rich, WR	1984
Clark, Gary, WR	1985-92
Phillips, Joe, WR	1987
Bigby, Keiron, WR	1987
Stock, Mark, WR	1993
Truitt, Olanda, WR (also wore 80)	1994-95
Asher, Jamie, TE	1995-98
Thompson, Derrius, WR	1999
Reed, Andre, WR	2000

85

Yowarsky, Walt, E	1951-54
Paluck, John, DE (also wore 86)	1956, 59-65
Braatz, Tom, DE (also wore 84)	1957-59
Cronin, Gene, DE	1961-62
Quinlan, Bill, DE	1964
McKeever, Marlin, LB (also wore 86)	1968-70
Hoffman, John, DE	1969-70
McNeil, Clifton, WR	1971-72
Holman, Willie, DE	1973
Fryer, Brian, WR	1976-78
McCrary, Greg, TE (also wore 84)	1978, 81
Warren, Don, TE	1979-92
Truitt, Dave, TE	1987
McGee, Tim, WR	1993
Ellard, Henry, WR	1994-98
Sellers, Mike, TE (also wore 45)	1998-99
Zelenka, Joe, TE	2000

86

Meilinger, Steve, E	1956-57
Paluck, John, DE (also wore 85)	1956, 59-65
Briggs, Bill, DE	1966-67
McKeever, Marlin, LB (also wore 85)	1968-70
Biggs, Verlon, DE (also wore 89)	1971-75
Dowler, Boyd, WR	1971
Larson, Bill, TE	1977
McDaniel, John, WR (also wore 80)	1978-80
DuBois, Phil, TE	1979-80
Raba, Bob, TE	1981
Didier, Clint, TE	1982-87
Williams, Marvin, TE	1987
Tice, Mike, TE	1989
Hobbs, Stephen, WR	1990-92
Shepherd, Leslie, WR	1994-98
Fryar, Irving, WR	1999-00

87

Goodnight, Clyde, E.....	1949-50
Barker, Ed, E.....	1954
Thomas, Ralph, E.....	1955-56
Khayat, Ed, DT (also wore 74).....	1957, 62-63
Dugan, Fred, E.....	1961-63
Smith, Jerry, TE.....	1965-77
Brown, Charlie, WR.....	1982-84
Orr, Terry, TE (also wore 89).....	1986-90, 92
Dunn, K.D., TE.....	1987
Middleton, Ron, TE (also wore 88).....	1988, 90-93
Bell, Coleman, TE.....	1994-95
Thrash, James, WR.....	1997-00

88

Hennessey, Jerry, DE.....	1952-53
Ostrowski, Chet, E.....	1954-59
Lasse, Dick, LB.....	1960-61
Richter, Pat, E.....	1963-70
Reed, Alvin, TE.....	1973-75
Buggs, Danny, WR.....	1976-79
Walker, Rick, TE.....	1980-85
Holloway, Derek, WR.....	1986
Frain, Todd, TE.....	1986
Middleton, Ron, TE (also wore 87).....	1988, 90-93
Benson, Cliff, TE.....	1987
Shepard, Derrick, WR.....	1987-88
McEwen, Craig, TE (also wore 83).....	1987-88
Caravello, Joe, TE.....	1987-88
Johnson, Billy (White Shoes), WR.....	1988
Johnson, Jimmie, TE.....	1989-91
Jenkins, James, TE.....	1991-00

89

Tereshinski, Joe, E.....	1947-54
Dee, Bob, E.....	1957-58
Gob, Art, E.....	1959-60
Aveni, John, K.....	1961
Smith, Hugh, E.....	1962
Collier, Jim, E.....	1963
Carpenter, Preston, E.....	1964-66
Carroll, Leo, DE (also wore 81).....	1969-70
Biggs, Verlon, DE (also wore 86).....	1971-75
Robinson, Dave, LB.....	1973-74
Haynes, Reggie, TE.....	1978
Richardson, Grady, TE.....	1979-80
Harrison, Kenny, WR.....	1980
Garrett, Alvin, WR.....	1981-84
Muhammad, Calvin, WR.....	1984-85
Verdin, Clarence, WR.....	1986-87
Orr, Terry, TE (also wore 87).....	1986-90, 91-93
Dennison, Glenn, TE.....	1987
Allen, Anthony, WR.....	1987
Stanley, Walter, WR.....	1990
Horton, Ethan, TE.....	1994
Galbraith, Scott, TE.....	1995-96
Thomas, Chris, WR.....	1997-99
Flemister, Zeron, TE.....	2000

90

Arnold, Walt, TE (also wore 84).....	1984
Curtis, Bobby, LB.....	1987
Richardson, Huey, LB.....	1992
Graf, Rick, LB.....	1993
Stowe, Tyrone, LB.....	1994
Crews, Terry, LB.....	1995
Barnett, Troy, DT.....	1996
Lang, Kenard, DE.....	1997-00

91

Settles, Tony, LB.....	1987
Manusky, Greg, LB.....	1988-90
Collins, Shane, DE.....	1992-94
Vanderbeek, Matt, LB.....	1995-96
Mims, Chris, DT.....	1997
Hoelscher, David, DT.....	1998

92

Smith, Hugh, E.....	1962
Bunch, Derek, LB.....	1987
Nottage, Dexter, DE.....	1994-96
Duff, Jamal, DE.....	1997-98

93

Meads, Johnny, LB.....	1992
Willis, Keith, DT.....	1993
Faulkner, Jeff, DT.....	1993
Boutte, Marc, DT.....	1994-99

94

Sagnella, Anthony, DT.....	1987
Wilson, Bobby, DT.....	1991-94
Gilbert, Sean, DT.....	1996
Stubblefield, Dana, DT.....	1998-00

95

Benish, Dan, DT.....	1987
Gaines, William, DT.....	1995-97
Wilkinson, Dan, DT.....	1998-00

96

Gibson, Alec, DE.....	1987
Hollinquest, Lamont, LB.....	1993-94
Owens, Rich, DE.....	1995-97

97

Geathers, Jumpy, DT.....	1990-92
Palmer, Sterling, DE.....	1993-96
Bandison, Romeo, DT (also wore 72).....	1995-96
Kinney, Kelvin, DE.....	1997-98

98

Martin, Steve, DE.....	1987
Barker, Tony, LB.....	1992
Woods, Tony, DE.....	1994-96
Russell, Twan, LB.....	1997-99

99

Saenz, Eddie, B.....	1946-51
Young, Wilbur, DE.....	1981
Karras, Ted, DT.....	1987
Rocker, Tracy, DT.....	1989-90
Buck, Jason, DE.....	1991-93
Stephens, Rod, LB.....	1995-96
Kuehl, Ryan, DT (also wore 78).....	1996-97
Coleman, Marco, DE.....	1999-00



OVERTIME GAMES

In 1974, the NFL established overtime to decide regular season games. Since then, the Redskins have compiled an 13-8-1 record in overtime games.

November 2, 1975 - RFK Stadium Washington 30, Dallas 24

Ken Houston returned a Roger Staubach interception 14 yards, and Billy Kilmer scored the winning touchdown after 6:34 of overtime action.

November 16, 1975 - Busch Stadium St. Louis 20, Washington 17

Cards scored with 20 seconds remaining on "Mel Gray catch" to force overtime. St. Louis won coin toss and marched to 37-yard Jim Bakken field goal to win after seven minutes of play.

November 23, 1975 - RFK Stadium Oakland 26, Washington 23

George Blanda's 27-yard field goal decided contest after 7:13.

September 27, 1976 - Veterans Stadium Washington 20, Philadelphia 17

Mark Moseley's 29-yard field goal won the Monday night game with 12:49 elapsed in overtime.

November 12, 1978 - RFK Stadium Washington 16, New York Giants 13

Redskins won on Moseley's 45-yard field goal after 3:32 elapsed.

November 15, 1981 - Giants Stadium Washington 30, New York Giants 27

Moseley kicked a 49-yard field goal on game's final play to force overtime and a 48-yard field goal to win with 3:44 elapsed.

September 12, 1982 - Veterans Stadium Washington 37, Philadelphia 34

Redskins sent the game into overtime on a 48-yard field goal by Moseley with :01 to play. Moseley won the game with a 26-yarder with 4:47 elapsed.

November 2, 1986 - RFK Stadium Washington 44, Minnesota 38

Jay Schroeder engineered a four play 63-yard drive ending with a Gary Clark 38-yard TD pass.

December 26, 1987 - Metrodome Washington 27, Minnesota 24

Ricky Sanders' 51-yard touchdown reception from Doug Williams with less than two minutes remaining tied score at 24. Haji-Sheikh kicks 26-yard game-winning field goal after Sanders' 36-yard kickoff return in overtime.

December 17, 1988 - Riverfront Stadium Cincinnati 20, Washington 17

Jim Breech connected from 20 yards out seven minutes into sudden death.

November 4, 1990 - Pontiac Silverdome Washington 41, Detroit 38

Chip Lohmiller's 34-yard field goal 9:10 into overtime capped the Redskins comeback that equalled the team's greatest in history. Down by 21 points in the third quarter and 17 points entering the fourth, Jeff Rutledge's 12-yard run tied the game with :18 seconds remaining.

November 3, 1991 - RFK Stadium Washington 16, Houston 13

Darrell Green intercepted a Warren Moon pass which set-up Lohmiller's 41-yard field goal 5:01 into overtime moving the Redskins to a 9-0 record. The Oilers tied the game with less than two minutes in regulation and had a chance to win after Brian Mitchell fumbled the kickoff, but Ian Howfield's 33-yard attempt sailed wide left.

October 16, 1994 - RFK Stadium Arizona 19, Washington 16

Arizona scored the tying TD with :19 in regulation and scored the winning points with 4:56 in overtime. Arizona's game-winner was set up by Terry Hoage who intercepted a Heath Shuler pass and returned it 12 yards to the 23. Peterson kicked the game-winning 29-yard field goal.

October 8, 1995 - Veterans Stadium Philadelphia 37, Washington 34

Down 10 points in the 4th quarter, Gus Frerotte guided the Redskins back with a touchdown pass to Henry Ellard and Eddie Murray's 46-yard field goal tied it up with :52 left. In OT, Washington stalled on its opening drive and the Eagles' Gary Anderson won the game with a 35-yard field goal.

October 22, 1995 - RFK Stadium Washington 36, Detroit 30

Trailing 30-27, Eddie Murray's 39-yard field goal tied it with :04 to play. Darrell Green's seven-yard interception return of a Scott Mitchell pass for a touchdown 3:41 into overtime ended the game.

November 10, 1996 - RFK Stadium Arizona 37, Washington 34

In one of the most bizarre games in Redskin history, the Skins led by 14 points in the fourth quarter only to squander the lead. The Cardinals won the coin toss, and drove to the Redskins 15, only to have Kevin Butler miss. The Skins' Scott Blanton booted the apparent 38-yard

OVERTIME GAMES

game-winner, but a holding penalty forced a retry from 48 that went wide left. Arizona then tried a 29-yarder that missed, only the Redskins were offside. Butler's third attempt was good from 32-yards.

November 24, 1996 - RFK Stadium San Francisco 19, Washington 16

San Francisco's William Floyd's 1-yard touchdown run tied the game in regulation. After winning the coin toss in overtime, the 49ers Jeff Wilkins hit a 38-yard field goal to win.

September 14, 1997- Jack Kent Cooke Stadium Washington 19, Arizona 13

In the inaugural game at Jack Kent Cooke Stadium, the Redskins win with 13:24 left in OT when Gus Frerotte, sidestepping a heavy rush, throws a 40-yard strike to a leaping Michael Westrook in the end zone. The winning points were set up two plays earlier when rookie defensive end Kenard Lang forces a fumble and rookie linebacker recovers on the Redskins 35-yard line.

November 23, 1997 Washington 7, NY Giants 7

In overtime the Redskins turn the ball over three times, but the defense forces two punts and the Giants miss a 54-yard field goal. With under two minutes remaining, the Redskins drive to the Giants 36-yard line but a 54-yard field goal attempt falls short with :11 seconds left in

overtime.

September 12, 1999 - FedExField Dallas 41, Washington 35

Dallas stopped the Skins' first overtime drive and then scored on a 76-yard bomb from Troy Aikman to Rocket Ismail.

November 28, 1999 - FedExField Washington 20, Philadelphia 17

Brett Conway's game-winning 27-yard FG was set up by a 48-yard kickoff return by James Thrash, which opened the overtime period. The Eagles never had the ball.

December 26, 1999 - 3Com Park Washington 26, San Francisco 20

The Redskins overcame a 10-point fourth quarter deficit to win their ninth game of the year and clinch the NFC East. Brad Johnson's QB sneak from the 1-yard line with 3:28 in regulation sent the game into the extra period. On the opening drive, Johnson connected with Larry Centers for a 33-yard TD.

October 1, 2000 - FedExField Washington 20, Tampa Bay 17

Tampa Bay forced the overtime when Martin Gramatica connected a 42-yard field goal as the regulation clock fell to 0:00. 10:51 into the extra period, Deion Sanders ignited the crowd with a 57-yard punt return, setting up the game winning 20-yard field goal by Michael Husted.

HAIL TO THE REDSKINS

*"Hail to the Redskins!
Hail Victory!
Braves on the warpath,
Fight for old D.C.!*

*Run or pass and score
we want a lot more!
Beat 'em Swamp 'em Touchdown
let the points soar!*

*Fight on, Fight on,
Til you have won,
Sons of Wash-ing-ton!"*

On August 17, 1938, "Hail to the Redskins" made its debut as the official fight song of the Washington Redskins. The song was written by renowned band leader Barnee Breeskin and the lyrics were penned by Hollywood movie star Corinne Griffith, the wife of team founder and owner, George Preston Marshall. Copyright© by EMI Feist, Inc.

PRE-SEASON 1961-2000

1961 Won 0, Lost 5

Aug. 11 L 7-26..... Los Angeles
 Aug. 19 L 13-29.....Chicago (Charleston, SC)
 Aug. 26 L 7-41..... Baltimore (Norfolk, VA)
 Sept. 2 L 10-17.....Philadelphia (Bristol, TN)
 Sept. 9 L 24-31.....Green Bay (Columbus, GA)

1962 Won 1, Lost 4

Aug. 11 L 7-37.....at Los Angeles
 Aug. 16 L 14-34..... Baltimore
 Aug. 25 L 7-24..... Philadelphia (Charlotte, NC)
 Sept. 1 W 29-28.....Chicago (Norfolk, VA)
 Sept. 8 L 14-20.....Green Bay (Columbus, GA)

1963 Won 0, Lost 4

Aug. 15 L 26-28.....Chicago
 Aug. 24 L 13-41.....Philadelphia (Charlotte, NC)
 Aug. 31 L 13-27..... Baltimore (Norfolk, VA)
 Sept. 6 L 17-28.....Green Bay

1964 Won 2, Lost 3

Aug. 8 L 27-28.....Detroit (Charlotte, NC)
 Aug. 15 L 13-14.....Chicago (Richmond, VA)
 Aug. 22 W 27-24.....New York (Ithaca, NY)
 Aug. 27 L 14-41..... Baltimore
 Sept. 5 W 17-10.....St. Louis (Norfolk, VA)

1965 Won 3, Lost 3

Aug. 3 W 37-0.....Philadelphia (Hershey, PA)
 Aug. 12 L 30-31.....Chicago
 Aug. 21 W 13-7.....St. Louis (Richmond, VA)
 Aug. 28 L 16-20.....Minnesota (Charlotte, NC)
 Sept. 4 L 23-33..... Baltimore (Norfolk, VA)
 Sept. 12 W 20-30.....Detroit (Canton, OH)

1966 Won 1, Lost 3

Aug. 3 L 0-35..... Baltimore
 Aug. 20 L 10-24.....Chicago (Norfolk, VA)
 Aug. 26 L 27-30.....Minnesota (Cleveland, OH)
 Sept. 3 W 35-20.....Philadelphia

1967 Won 4, Lost 1

Aug. 9 W 37-14.....Chicago
 Aug. 19 W 31-13.....New York (Raleigh, NC)
 Aug. 26 W 13-7.....at Boston
 Aug. 31 L 17-23..... Baltimore
 Sept. 9 W 16-10.....Pittsburgh (Norfolk, VA)

1968 Won 3, Lost 3

Aug. 1 L 3-9.....at Houston
 Aug. 10 W 16-14.....Atlanta (Tampa, FL)
 Aug. 16 L 13-15..... Baltimore
 Aug. 24 L 13-45.....Chicago (Raleigh, NC)
 Aug. 29 W 16-10.....Detroit
 Sept. 7 W 24-17.....Pittsburgh (Norfolk, VA)

1969 Won 2, Lost 4

Aug. 2 W 13-7.....Chicago
 Aug. 8 L 17-21.....at Buffalo
 Aug. 23 W 24-7.....at Atlanta
 Aug. 30 L 20-21.....Detroit (Tampa, FL)
 Sept. 6 L 10-20.....Cleveland
 Sept. 14 L 17-26.....at Philadelphia

1970 Won 5, Lost 1

Aug. 8 L 12-27.....at Cincinnati
 Aug. 16 W 45-21.....at Boston
 Aug. 21 W 21-13.....Atlanta
 Aug. 28 W 27-0.....Buffalo
 Sept. 5 W 28-21.....Dolphins (Tampa, FL)
 Sept. 12 W 17-14..... Baltimore

1971 Won 2, Lost 3, Tied 1

Aug. 7 L 10-19.....at San Diego
 Aug. 14 W 17-13.....at Denver
 Aug. 21 W 20-13.....St. Louis
 Aug. 28 L 14-20..... Baltimore
 Sept. 4 L 10-27.....at Miami
 Sept. 11 T 17-17.....Cincinnati

1972 Won 3, Lost 2, Tied 1

Aug. 4 W 33-3..... Baltimore (Tampa, FL)
 Aug. 11 W 41-0.....Denver
 Aug. 18 W 34-10.....Philadelphia
 Aug. 25 L 10-23.....at Detroit
 Aug. 31 L 24-27.....Miami
 Sept. 9 T 10-10.....at Pittsburgh

1973 Won 5, Lost 1

Aug. 3 L 14-17.....Detroit
 Aug. 10 W 14-10.....Denver
 Aug. 17 W 37-21.....at Buffalo
 Aug. 25 W 20-3..... Baltimore
 Sept. 2 W 35-14.....at New England
 Sept. 9 W 17-3.....Chicago

1974 Won 2, Lost 4

Aug. 2 L 17-21.....New England
 Aug. 9 L 3-48.....Houston
 Aug. 18 L 15-16.....Buffalo
 Aug. 24 W 20-17.....at Cleveland
 Aug. 30 L 19-21.....Pittsburgh
 Sept. 6 W 7-6..... Baltimore

1975 Won 4, Lost 3

Aug. 2 W 17-9.....Cincinnati (Canton, OH)
 Aug. 8 L 14-16.....Atlanta
 Aug. 16 L 13-24.....at Houston
 Aug. 22 W 23-14.....Cleveland
 Aug. 29 W 34-13.....Detroit
 Sept. 7 L 31-35.....New York Jets
 Sept. 12 W 24-10..... Baltimore

1976 Won 2, Lost 4

July 31 W 17-10.....at Atlanta
 Aug. 6 L 3-20.....at Baltimore
 Aug. 14 L 7-27.....Pittsburgh
 Aug. 21 L 20-23.....at Kansas City
 Aug. 28 W 38-7.....at New York Jets
 Sept. 3 L 7-9.....Chicago

1977 Won 4, Lost 2

Aug. 8 W 16-14.....at Cleveland
 Aug. 13 L 15-27.....at Miami
 Aug. 18 W 13-7.....Kansas City
 Aug. 27 W 13-9.....at Green Bay
 Sept. 4 L 7-45.....at New England
 Sept. 9 W 14-7.....New York Jets

1978 Won 2, Lost 2

Aug. 5 L 13-20.....at Minnesota
 Aug. 11 W 20-12.....Green Bay
 Aug. 18 W 17-16.....at Baltimore
 Aug. 25 L 7-10.....Atlanta

1979 Won 2, Lost 2

Aug. 4 W 9-7.....at Tampa Bay
 Aug. 11 L 6-13.....at Denver
 Aug. 18 W 16-6.....at Atlanta
 Aug. 24 L 9-21.....Cleveland

1980 Won 3, Lost 1

Aug. 9 W 13-3.....at Baltimore
 Aug. 18 W 12-3.....at Cleveland
 Aug. 23 W 34-17.....Oakland

Aug. 29 L 6-11.....at Tampa Bay
1981 **Won 3, Lost 1**
 Aug. 7 W 16-10.....Kansas City
 Aug. 14 W 27-13.....Minnesota
 Aug. 22 W 13-7.....at Baltimore
 Aug. 30 L 10-19.....at New England
1982 **Won 0, Lost 4**
 Aug. 14 L 7-24.....at Miami
 Aug. 21 L 13-28.....at Tampa Bay
 Aug. 27 L 14-20.....Buffalo
 Sept. 3 L 21-28.....at Cincinnati
1983 **Won 2, Lost 2**
 Aug. 6 L 10-13.....at Atlanta
 Aug. 12 W 27-23.....Cincinnati
 Aug. 19 L 7-38.....Miami
 Aug. 27 W 27-19.....at Buffalo
1984 **Won 2, Lost 2**
 Aug. 4 W 16-13.....at Denver
 Aug. 10 L 20-21.....L.A. Raiders
 Aug. 17 L 27-31.....New England
 Aug. 25 W 14-6.....at New Orleans
1985 **Won 4, Lost 0**
 Aug. 10 W 17-14.....at Atlanta
 Aug. 18 W 14-9.....at L.A. Raiders
 Aug. 23 W 37-36.....New England
 Aug. 30 W 20-7.....at Tampa Bay
1986 **Won 3, Lost 1**
 Aug. 10 L 7-18.....at New England
 Aug. 15 W 27-24.....Pittsburgh
 Aug. 23 W 21-13.....at Tampa Bay
 Aug. 29 W 29-21.....Atlanta
1987 **Won 3, Lost 1**
 Aug. 14 W 23-17.....Pittsburgh
 Aug. 22 W 30-0.....Green Bay (Madison, WI)
 Aug. 29 L 10-17.....at Tampa Bay
 Sept. 5 W 26-14.....at L.A. Rams
1988 **Won 3, Lost 1**
 Aug. 5 L 31-44.....Pittsburgh
 Aug. 13 W 27-10.....at Miami
 Aug. 20 W 45-27.....at L.A. Raiders
 Aug. 27 W 34-17.....Atlanta (Birmingham, AL)
1989 **Won 4, Lost 1**
 Aug. 5 W 31-6.....Buffalo (Canton, OH)
 Aug. 12 W 21-14.....at Pittsburgh
 Aug. 21 L 13-24.....at Minnesota
 Aug. 25 W 35-21.....Miami
 Sept. 1 W 26-21.....at New Orleans
1990 **Won 3, Lost 1**
 Aug. 11 L 27-31.....Atlanta (Chapel Hill, NC)
 Aug. 17 W 27-24.....Pittsburgh
 Aug. 25 W 31-13.....at Cleveland
 Aug. 31 W 37-10.....L.A. Rams
1991 **Won 1, Lost 3**
 Aug. 4 L 7-13.....at Pittsburgh
 Aug. 10 W 27-6.....at New England
 Aug. 16 L 21-24 (OT).....Cleveland
 Aug. 24 L 9-13.....New York Jets (Columbia, SC)
1992 **Won 1, Lost 4**
 Aug. 1 L 21-22.....Miami (Orlando, FL)
 Aug. 8 L 13-14.....at NY Jets
 Aug. 16 L 15-17.....San Francisco (London)
 Aug. 22 W 27-23.....at LA Raiders
 Aug. 29 L 0-30.....Minnesota
1993 **Won 3, Lost 1**
 Aug. 9 W 41-12.....Cleveland
 Aug. 14 L 10-19.....at Miami
 Aug. 22 W 10-3.....at Pittsburgh
 Aug. 27 W 17-3.....New York Jets
1994 **Won 1, Lost 3**
 Aug. 8 L 11-13.....at Buffalo
 Aug. 12 L 14-17.....Kansas City

Aug. 18 L 17-27.....at New England
 Aug. 26 W 22-21.....Pittsburgh
1995 **Won 1, Lost 3**
 Aug. 5 L 21-37.....at Kansas City
 Aug. 12 W 16-13.....Houston (Nashville, TN)
 Aug. 19 L 13-27.....at Miami
 Aug. 25 L 23-35.....at Green Bay
1996 **Won 2, Lost 2**
 Aug. 2 W 17-7.....at Buffalo
 Aug. 9 L 25-34.....at Detroit
 Aug. 16 W 7-28.....Cincinnati
 Aug. 23 L 19-27.....at New England
1997 **Won 3, Lost 1**
 Aug. 2 W 20-8.....at Tampa Bay
 Aug. 9 W 18-12.....at Tennessee
 Aug. 16 W 35-31.....at Atlanta
 Aug. 21 L 7-28.....at Miami
1998 **Won 1, Lost 3**
 Aug. 8 L 16-19.....Miami
 Aug. 15 W 27-24.....at Tennessee
 Aug. 22 L 17-20.....New England
 Aug. 28 L 17-27.....at Buffalo
1999 **Won 3, Lost 1**
 Aug. 13 W 20-14.....at New England
 Aug. 20 W 20-19.....Buffalo
 Aug. 28 W 27-14.....at Pittsburgh
 Sept. 3 L 13-16.....Tampa Bay
2000 **Won 3, Lost 1**
 Aug. 4 L 12-13.....at Tampa Bay
 Aug. 11 W 30-20.....vs New England
 Aug. 19 W 24-0.....at Cleveland
 Aug. 25 W 17-10.....vs Pittsburgh
2001
 Aug. 12 at Kansas City8:30 PM
 Aug. 17 vs Atlanta8:00 PM
 Aug. 24 vs Cleveland8:00 PM
 Aug. 30 at New England8:00 PM



Bruce Smith, Marco Coleman and Kenard Lang during the 2001 spring minicamp.

YEAR-BY-YEAR



1937 World Champions

1932 Won 4, Lost 4, Tied 2

Head Coach-Lud Wray

Oct. 2	L	0-14	Brooklyn	6,000
Oct. 9	W	14-6	NY Giants	8,000
Oct. 16	L	0-9	Chi. Cardinals	15,000
Oct. 23	T	0-0	at NY Giants	15,000
Oct. 30	T	7-7	Chicago Bears	18,000
Nov. 6	W	19-6	Staten Island	
Nov. 13	L	0-21	Green Bay	16,500
Nov. 20	L	0-10	at Portsmouth	5,000
Nov. 27	W	8-6	at Chi. Cardinals	6,200
Dec. 4	W	7-0	at Brooklyn	20,000

1933 Won 5, Lost 5, Tied 2

Head Coach-Lone Star Dietz

Sept. 17	T	7-7	at Green Bay	5,000
Sept. 24	L	0-7	at Chicago Bears	8,000
Oct. 1	W	21-6	at Pittsburgh	15,000
Oct. 8	W	21-20	NY Giants	17,000
Oct. 15	L	0-13	Portsmouth	21,000
Oct. 22	W	10-0	Chi. Cardinals	18,000
Oct. 29	L	14-16	Pittsburgh	7,500
Nov. 5	W	10-0	Chicago Bears	22,820
Nov. 12	L	0-7	at NY Giants	17,601
Nov. 19	W	20-7	Green Bay	16,399
Nov. 26	L	0-14	at Brooklyn	15,000
Dec. 3	T	0-0	at Chi. Cardinals	7,000

1934 Won 6, Lost 6

Head Coach-Lone Star Dietz

Sept. 16	W	7-0	at Pittsburgh	17,171
Sept. 30	L	6-10	at Brooklyn	12,500
Oct. 7	L	13-16	at NY Giants	17,033
Oct. 14	W	39-0	Pittsburgh	15,500
Oct. 17	L	0-24	at Detroit	12,000
Oct. 21	W	6-0	Philadelphia	10,344

Oct. 28	W	9-0	Chi. Cardinals	10,000
Nov. 4	L	0-10	Green Bay	23,722
Nov. 11	L	0-21	Chicago	26,000
Nov. 18	W	14-7	at Philadelphia	8,500
Nov. 25	L	0-3	at NY Giants	20,000
Dec. 2	W	13-3	Brooklyn	13,000

1935 Won 2, Lost 8, Tied 1

Head Coach-Eddie Casey

Sept. 9	W	7-3	Brooklyn	17,930
Oct. 6	L	12-20	NY Giants	8,000
Oct. 13	L	7-17	Detroit	18,737
Oct. 20	L	6-17	at NY Giants	20,000
Oct. 27	L	0-6	at Pittsburgh	11,379
Oct. 30	L	0-14	at Detroit	14,000
Nov. 3	L	6-7	Philadelphia	10,000
Nov. 10	L	14-30	Chicago Bears	16,423
Nov. 17	Cancelled		at Philadelphia	
Nov. 24	L	0-6	Chi. Cardinals	4,152
Dec. 1	W	13-3	Pittsburgh	5,000
Dec. 8	T	0-0	at Brooklyn	7,500

1936 Won 7, Lost 5

Head Coach-Ray Flaherty

Sept. 13	L	0-10	at Pittsburgh	15,622
Sept. 20	W	26-3	at Philadelphia	20,000
Sept. 27	W	14-3	at Brooklyn	15,000
Oct. 4	L	0-7	NY Giants	14,133
Oct. 11	L	2-31	at Green Bay	6,108
Oct. 18	W	17-7	Philadelphia	4,000
Nov. 1	W	13-10	Chi. Cardinals	7,000
Nov. 8	L	3-7	Green Bay	11,220
Nov. 15	L	0-26	Chicago Bears	12,000
Nov. 22	W	30-6	Brooklyn	4,197
Nov. 29	W	30-0	Pittsburgh	4,813
Dec. 6	W	14-0	at NY Giants	18,000

1937 Won 8, Lost 3

Head Coach - Ray Flaherty			
Sept. 15	W	13-3	NY Giants 25,000
Sept. 24	L	14-21	Chi. Cardinals 22,367
Oct. 3	W	11-7	at Brooklyn 16,000
Oct. 10	L	0-14	Philadelphia 7,320
Oct. 17	W	34-20	Pittsburgh 12,835
Oct. 24	W	10-7	at Philadelphia 13,167
Oct. 31	W	21-0	Brooklyn 22,500
Nov. 14	L	13-21	at Pittsburgh 12,242
Nov. 21	W	16-7	at Cleveland Rams 3,500
Nov. 28	W	14-6	Green Bay 30,000
Dec. 5	W	49-14	at NY Giants 49-14
World Championship			
Dec. 12	W	28-21	at Chicago Bears 15,878

1938 Won 6, Lost 3, Tied 2

Head Coach - Ray Flaherty			
Sept. 11	W	26-23	at Philadelphia 20,000
Sept. 18	T	16-16	Brooklyn 23,000
Sept. 25	W	37-13	Cleveland Rams 27,000
Oct. 9	L	7-10	NY Giants 37,500
Oct. 16	W	7-5	at Detroit 42,855
Oct. 23	W	20-14	Philadelphia 3,000
Oct. 30	T	6-6	at Brooklyn 29,913
Nov. 6	W	7-0	at Pittsburgh 12,910
Nov. 13	L	7-31	at Chicago Bears 21,817
Nov. 27	W	15-0	Pittsburgh 12,910
Dec. 4	L	0-36	at NY Giants 57,461

1939 Won 8, Lost 2, Tied 1

Head Coach - Ray Flaherty			
Sept. 17	W	7-0	at Philadelphia 33,528
Oct. 1	T	0-0	NY Giants 34,712
Oct. 8	W	41-13	Brooklyn 27,092
Oct. 15	W	44-14	Pittsburgh 25,982
Oct. 22	W	21-14	at Pittsburgh 8,602
Oct. 29	L	14-24	at Green Bay 24,308
Nov. 5	W	7-6	Philadelphia 20,444
Nov. 12	W	42-0	at Brooklyn 28,581
Nov. 19	W	28-7	Chi. Cardinals 26,667
Nov. 26	W	31-7	Detroit 36,183
Dec. 3	L	7-9	at NY Giants 62,404

1940 Won 9, Lost 2

Head Coach - Ray Flaherty			
Sept. 15	W	24-17	Brooklyn 32,763
Sept. 22	W	21-7	NY Giants 34,712
Oct. 6	W	40-10	at Pittsburgh 25,213
Oct. 13	W	28-21	Chi. Cardinals 33,691
Oct. 20	W	34-17	Philadelphia 26,083
Oct. 27	W	20-14	at Detroit 28,090
Nov. 3	W	37-10	Pittsburgh 31,204
Nov. 10	L	14-16	at Brooklyn 33,846
Nov. 17	W	7-3	Chicago Bears 35,231
Nov. 24	L	7-21	at NY Giants 46,439
Dec. 1	W	13-6	Philadelphia 25,838
World Championship			
Dec. 8	L	0-73	Chicago Bears 36,034

1941 Won 6, Lost 5

Head Coach - Ray Flaherty			
Sept. 28	L	10-17	NY Giants 35,677
Oct. 5	W	3-0	Brooklyn 32,642
Oct. 12	W	24-20	at Pittsburgh 18,733

Oct. 19	W	21-17	at Philadelphia 19,071
Oct. 26	W	17-13	Cleveland Rams 32,820
Nov. 2	W	23-3	Pittsburgh 30,755
Nov. 9	L	7-13	at Brooklyn 31,713
Nov. 16	L	21-35	at Chicago Bears 30,095
Nov. 23	L	13-20	at NY Giants 49,317
Nov. 30	L	17-22	Green Bay 35,594
Dec. 7	W	20-14	Philadelphia 27,102

1942 Won 10, Lost 1

Head Coach - Ray Flaherty			
Sept. 20	W	28-14	Pittsburgh 25,000
Sept. 27	L	7-14	NY Giants 34,700
Oct. 4	W	14-10	at Philadelphia 15,500
Oct. 11	W	33-14	Cleveland Rams 33,250
Oct. 18	W	21-10	at Brooklyn 25,635
Oct. 25	W	14-0	at Pittsburgh 37,764
Nov. 1	W	30-27	Philadelphia 32,658
Nov. 8	W	28-0	Chi. Cardinals 35,425
Nov. 15	W	14-7	at NY Giants 30,879
Nov. 22	W	23-3	Brooklyn 34,450
Nov. 29	W	15-3	at Detroit 6,044
World Championship			
Dec. 13	W	14-6	Chicago 36,006

1943 Won 6, Lost 3, Tied 1

Head Coach - Arthur "Dutch" Bergman			
Oct. 10	W	27-0	Brooklyn 35,450
Oct. 17	W	33-7	at Green Bay 23,058
Oct. 24	W	13-7	Chi. Cardinals 35,450
Oct. 31	W	48-10	at Brooklyn 11,471
Nov. 7	T	14-14	at Phil-Pitt 28,893
Nov. 14	W	42-20	Detroit 35,450
Nov. 21	W	21-7	Chicago 35,671
Nov. 28	L	14-27	Phil-Pitt 35,826
Dec. 5	L	10-14	at NY Giants 35,826
Dec. 12	L	7-31	NY Giants 35,540

Eastern Title Playoff

Dec. 19	W	28-0	at NY Giants 42,800
---------	---	------	---------------------

World Championship

Dec. 26	L	21-41	at Chicago Bears 34,320
---------	---	-------	-------------------------

1944 Won 6, Lost 3, Tied 1

Head Coach - Dudley DeGroot			
Oct. 8	T	31-31	at Philadelphia 32,549
Oct. 15	W	21-14	at Boston Yanks 17,758
Oct. 22	W	17-14	Brooklyn Tigers 35,000
Oct. 29	W	42-20	Chi-Pitt 35,540
Nov. 5	W	14-10	Cleveland Rams 35,450
Nov. 12	W	10-0	at Brooklyn Tigers 20,404
Nov. 19	L	7-37	Philadelphia 35,540
Nov. 26	W	14-7	Boston Yanks 35,540
Dec. 3	L	13-16	at NY Giants 47,457
Dec. 10	L	0-31	NY Giants 35,540

1945 Won 8, Lost 2

Head Coach - Dudley DeGroot			
Oct. 7	L	20-28	at Boston Yanks 22,685
Oct. 14	W	14-0	at Pittsburgh 14,050
Oct. 21	W	24-14	Philadelphia 34,788
Oct. 28	W	24-14	at NY Giants 55,641
Nov. 4	W	24-21	Chi. Cardinals 35,000
Nov. 11	W	34-7	Boston Yanks 34,788
Nov. 18	W	28-21	Chicago Bears 34,788
Nov. 25	L	0-16	at Philadelphia 37,306

Dec. 2	W	24-0	Pittsburgh	34,788
Dec. 9	W	17-0	NY Giants	34,788

World Championship

Dec. 16	L	14-15	at Cleveland Rams	32,178
---------	---	-------	-------------------	--------

1946 Won 5, Lost 5, Tied 1

Head Coach - A.G. "Turk" Edwards

Sept. 29	T	14-14	Pittsburgh	33,620
Oct. 6	W	17-16	Detroit	33,569
Oct. 13	W	24-14	NY Giants	33,651
Oct. 20	W	14-6	at Boston Yanks	24,357
Oct. 27	L	24-28	Philadelphia	33,691
Nov. 3	L	7-14	at Pittsburgh	39,060
Nov. 10	W	17-14	Boston Yanks	33,691
Nov. 17	L	20-24	at Chicago Bears	43,315
Nov. 24	W	27-10	at Philadelphia	36,366
Dec. 1	L	7-20	Green Bay	33,691
Dec. 8	L	0-31	at NY Giants	60,337

1947 Won 4, Lost 8

Head Coach - A.G. "Turk" Edwards

Sept. 28	L	42-45	at Philadelphia	35,406
Oct. 5	W	27-26	Pittsburgh	36,585
Oct. 12	W	28-20	NY Giants	36,533
Oct. 19	L	10-27	at Green Bay	28,572
Oct. 26	L	20-56	Chicago Bears	36,591
Nov. 2	L	14-38	Philadelphia	36,591
Nov. 9	L	14-21	at Pittsburgh	36,257
Nov. 16	L	21-38	at Detroit	17,003
Nov. 23	W	45-21	Chi. Cardinals	35,362
Nov. 30	L	24-27	at Boston Yanks	24,800
Dec. 7	L	10-35	at NY Giants	25,594
Dec. 14	W	40-13	Boston Yanks	33,226

1948 Won 7, Lost 5

Head Coach - A.G. "Turk" Edwards

Sept. 26	W	17-14	Pittsburgh	32,593
Oct. 3	W	41-10	NY Giants	32,593
Oct. 10	L	7-10	at Pittsburgh	28,969
Oct. 17	L	0-45	Philadelphia	35,584
Oct. 24	W	23-7	at Green Bay	13,433
Oct. 31	W	59-21	Boston Yanks	29,758
Nov. 7	W	23-7	at Boston Yanks	13,659
Nov. 14	W	46-21	Detroit	32,528
Nov. 21	L	21-42	at Philadelphia	36,254
Nov. 28	L	13-48	at Chicago Bears	42,299
Dec. 5	L	13-41	Los Angeles	32,970
Dec. 12	W	28-21	at NY Giants	23,156

1949 Won 4, Lost 7, Tied 1

Head Coach - John Weichel (7 games)

Head Coach-Herman Ball

Sept. 26	L	7-38	at Chi. Cardinals	24,136
Oct. 3	W	27-14	at Pittsburgh	30,000
Oct. 9	L	35-45	NY Giants	30,073
Oct. 16	W	38-14	NY Bulldogs	26,278
Oct. 23	L	14-49	at Philadelphia	28,855
Oct. 30	T	14-14	at NY Bulldogs	3,678
Nov. 6	W	27-14	Pittsburgh	26,038
Nov. 13	L	21-44	Philadelphia	31,107
Nov. 20	L	21-31	Chicago Bears	30,418
Nov. 27	L	7-23	at NY Giants	12,985
Dec. 4	W	30-0	Green Bay	23,200
Dec. 11	L	27-53	at Los Angeles	44,899

1950 Won 3, Lost 9

Head Coach - Herman Ball

Sept. 17	W	38-14	at Baltimore	29,000
Sept. 24	L	21-35	at Green Bay	14,109
Oct. 1	L	7-26	Pittsburgh	25,008
Oct. 8	L	17-21	NY Giants	19,288
Oct. 22	L	28-38	Chi. Cardinals	27,856
Oct. 29	L	3-35	at Philadelphia	33,707
Nov. 5	L	21-24	at NY Giants	23,909
Nov. 12	L	0-33	Philadelphia	29,407
Nov. 19	L	14-20	at Cleveland	21,908
Nov. 26	W	38-28	Baltimore	21,275
Dec. 3	W	24-7	at Pittsburgh	19,741
Dec. 10	L	21-45	Cleveland	30,143

1951 Won 5, Lost 7

Head Coach - Herman Ball (3 games)

Head Coach-Dick Todd

Sept. 30	L	17-35	at Detroit	27,831
Oct. 7	L	14-35	NY Giants	23,800
Oct. 14	L	0-45	at Cleveland	33,968
Oct. 21	W	7-3	Chi. Cardinals	22,960
Oct. 28	W	27-23	at Philadelphia	20,437
Nov. 4	L	0-27	Chicago Bears	21,737
Nov. 11	L	14-28	at NY Giants	21,242
Nov. 18	W	22-7	at Pittsburgh	15,060
Nov. 25	W	31-21	Los Angeles	26,307
Dec. 2	L	21-35	Philadelphia	23,738
Dec. 9	W	20-17	at Chi. Cardinals	9,459
Dec. 16	L	10-20	Pittsburgh	18,096

1952 Won 4, Lost 8

Head Coach - Earl "Curly" Lambeau

Sept. 28	W	23-7	at Chi. Cardinals	17,837
Oct. 5	L	20-35	at Green Bay	9,657
Oct. 12	L	6-17	Chi. Cardinals	24,600
Oct. 19	W	28-24	at Pittsburgh	22,604
Oct. 26	L	15-19	at Cleveland	32,496
Nov. 2	L	23-24	Pittsburgh	25,866
Nov. 9	L	20-38	at Philadelphia	16,932
Nov. 16	L	17-23	San Francisco	28,997
Nov. 23	L	10-14	NY Giants	21,125
Nov. 30	L	24-48	Cleveland	22,679
Dec. 7	W	27-17	at NY Giants	21,237
Dec. 14	W	27-21	Philadelphia	22,468

1953 Won 6, Lost 5, Tied 1

Head Coach - Earl "Curly" Lambeau

Sept. 27	W	24-13	at Chi. Cardinals	16,055
Oct. 2	T	21-21	at Philadelphia	19,099
Oct. 11	W	13-9	NY Giants	26,241
Oct. 18	L	14-30	Cleveland	33,963
Oct. 25	L	17-27	at Baltimore	34,031
Nov. 1	L	3-27	at Cleveland	47,845
Nov. 8	W	28-17	Chi. Cardinals	19,654
Nov. 15	L	24-27	Chicago Bears	21,392
Nov. 22	W	24-21	at NY Giants	16,887
Nov. 29	W	17-9	at Pittsburgh	17,026
Dec. 6	W	10-0	Philadelphia	21,579
Dec. 13	L	13-14	Pittsburgh	22,057

1954 Won 3, Lost 9

Head Coach - Joe Kuharich

Sept. 26	L	7-41	at San Francisco	32,085
Oct. 2	L	7-37	at Pittsburgh	22,492

Oct. 10	L	21-51	NY Giants	21,217
Oct. 17	L	21-49	Philadelphia	22,051
Oct. 24	L	7-24	at NY Giants	22,597
Oct. 31	W	24-21	Baltimore	23,567
Nov. 7	L	3-62	at Cleveland	25,158
Nov. 14	W	17-14	Pittsburgh	19,388
Nov. 21	L	16-38	at Chi. Cardinals	15,619
Nov. 28	L	33-41	at Philadelphia	18,517
Dec. 5	L	14-34	Cleveland	21,761
Dec. 12	W	37-20	Chi. Cardinals	18,107

1955 Won 8, Lost 4

Head Coach - Joe Kuharich

Sept. 25	W	27-17	at Cleveland	30,041
Oct. 1	W	31-30	at Philadelphia	31,891
Oct. 9	L	10-24	Chi. Cardinals	26,337
Oct. 16	L	14-24	Cleveland	29,168
Oct. 23	W	14-13	at Baltimore	51,387
Oct. 30	L	7-35	at NY Giants	17,402
Nov. 6	W	34-21	Philadelphia	25,741
Nov. 13	W	7-0	San Francisco	25,112
Nov. 20	W	31-0	at Chi. Cardinals	16,901
Nov. 27	W	23-14	at Pittsburgh	21,760
Dec. 4	L	20-27	NY Giants	28,556
Dec. 11	W	28-17	Pittsburgh	20,547

1956 Won 6, Lost 6

Head Coach - Joe Kuharich

Sept. 30	L	13-30	at Pittsburgh	27,718
Oct. 6	L	9-13	at Philadelphia	26,607
Oct. 14	L	3-31	Chi. Cardinals	25,794
Oct. 21	W	20-9	Cleveland	23,332
Oct. 28	W	17-14	at Chi. Cardinals	30,553
Nov. 11	W	18-17	Detroit	28,003
Nov. 18	W	33-7	NY Giants	26,261
Nov. 25	W	20-17	at Cleveland	22,878
Dec. 2	L	14-28	at NY Giants	26,261
Dec. 9	W	19-17	Philadelphia	22,333
Dec. 16	L	0-23	Pittsburgh	21,097
Dec. 23	L	17-19	at Baltimore	32,994

1957 Won 5, Lost 6, Tied 1

Head Coach - Joe Kuharich

Sept. 29	L	7-28	at Pittsburgh	27,452
Oct. 6	W	37-14	at Chi. Cardinals	18,278
Oct. 13	L	20-24	NY Giants	39,086
Oct. 20	L	14-44	Chi. Cardinals	23,159
Oct. 27	W	31-14	at NY Giants	40,416
Nov. 3	L	17-21	at Cleveland	52,936
Nov. 10	L	17-21	Baltimore	33,149
Nov. 17	T	30-30	Cleveland	27,722
Nov. 24	L	12-21	at Philadelphia	20,730
Dec. 1	W	14-3	at Chicago Bears	39,148
Dec. 8	W	42-7	Philadelphia	21,304
Dec. 15	W	10-3	Pittsburgh	22,577

1958 Won 4, Lost 7, Tied 1

Head Coach - Joe Kuharich

Sept. 18	W	24-14	at Philadelphia	36,853
Oct. 4	L	10-37	at Chi. Cardinals	21,824
Oct. 12	L	14-21	NY Giants	30,348
Oct. 19	W	37-21	Green Bay	25,228
Oct. 26	L	10-35	at Baltimore	54,403
Nov. 2	L	16-24	at Pittsburgh	19,525
Nov. 9	W	45-31	Chi. Cardinals	26,196
Nov. 16	L	10-20	Cleveland	32,372

Nov. 23	L	0-30	at NY Giants	46,752
Nov. 30	L	14-21	at Cleveland	33,240
Dec. 7	T	14-14	Pittsburgh	23,370
Dec. 14	W	20-0	Philadelphia	22,621

1959 Won 3, Lost 9

Head Coach - Mike Nixon

Sept. 17	L	21-49	at Chi. Cardinals	21,892
Oct. 4	W	23-17	at Pittsburgh	26,570
Oct. 11	W	23-14	Chi. Cardinals	25,937
Oct. 18	L	6-27	Pittsburgh	28,218
Oct. 25	L	7-34	at Cleveland	42,732
Nov. 1	L	23-30	at Philadelphia	39,854
Nov. 8	W	27-24	Baltimore	32,773
Nov. 15	L	17-31	Cleveland	32,266
Nov. 22	L	0-21	at Green Bay	31,853
Nov. 29	L	14-45	at NY Giants	60,982
Dec. 6	L	14-34	Philadelphia	24,325
Dec. 13	L	10-24	NY Giants	26,198

1960 Won 1, Lost 9, Tied 2

Head Coach - Mike Nixon

Sept. 25	L	0-20	at Baltimore	53,818
Oct. 9	W	26-14	Dallas	21,142
Oct. 16	T	24-24	at NY Giants	60,625
Oct. 23	T	27-27	at Pittsburgh	25,292
Oct. 30	L	10-31	Cleveland	32,086
Nov. 6	L	7-44	at St. Louis	22,458
Nov. 13	L	13-19	at Philadelphia	39,361
Nov. 20	L	14-26	St. Louis	23,848
Nov. 27	L	10-22	at Pittsburgh	22,334
Dec. 4	L	16-27	at Cleveland	35,211
Dec. 11	L	3-17	NY Giants	14,077
Dec. 18	L	28-38	Philadelphia	20,558

1961 Won 1, Lost 12, Tied 1

Head Coach - Bill McPeak

Sept. 17	L	3-35	at San Francisco	43,142
Sept. 24	L	7-14	at Philadelphia	50,108
Oct. 1	L	21-24	NY Giants	36,767
Oct. 8	L	7-31	at Cleveland	46,186
Oct. 15	L	0-20	at Pittsburgh	15,072
Oct. 22	L	0-24	St. Louis	28,037
Oct. 29	L	24-27	Philadelphia	31,066
Nov. 5	L	0-53	at NY Giants	56,077
Nov. 12	L	6-17	Cleveland	28,975
Nov. 19	T	28-28	at Dallas	17,500
Nov. 26	L	6-27	Baltimore	41,062
Dec. 3	L	24-38	at St. Louis	16,204
Dec. 10	L	14-30	Pittsburgh	21,134
Dec. 17	W	34-24	Dallas	21,451

1962 Won 5, Lost 7, Tied 2

Head Coach - Bill McPeak

Sept. 16	T	35-35	at Dallas	15,730
Sept. 23	W	17-16	at Cleveland	57,491
Sept. 30	W	24-14	St. Louis	37,419
Oct. 8	W	20-14	Los Angeles	18,104
Oct. 14	T	17-17	at St. Louis	38,264
Oct. 21	W	27-21	at Philadelphia	60,671
Oct. 28	L	34-49	at NY Giants	62,844
Nov. 4	L	10-38	Dallas	49,888
Nov. 11	W	17-9	Cleveland	48,169
Nov. 18	L	21-23	at Pittsburgh	21,231
Nov. 25	L	24-42	NY Giants	49,219
Dec. 2	L	14-37	Philadelphia	32,229

Dec. 8	L	21-34	at Baltimore	56,964
Dec. 15	L	24-27	Pittsburgh	34,508

1963 Won 3, Lost 11

Head Coach - Bill McPeak

Sept. 15	L	14-37	at Cleveland	57,618
Sept. 21	W	37-14	at Los Angeles	29,295
Sept. 29	W	21-17	Dallas	40,101
Oct. 6	L	14-24	NY Giants	49,419
Oct. 13	L	24-37	Philadelphia	49,219
Oct. 20	L	27-38	at Pittsburgh	41,987
Oct. 27	L	7-21	St. Louis	46,921
Nov. 3	L	20-35	at Dallas	18,838
Nov. 10	L	20-24	at St. Louis	18,197
Nov. 17	L	28-34	Pittsburgh	49,219
Nov. 24	W	13-10	at Philadelphia	60,671
Dec. 1	L	20-36	Baltimore	44,006
Dec. 8	L	14-44	at NY Giants	62,992
Dec. 15	L	20-27	Cleveland	40,865

1964 Won 6, Lost 8

Head Coach - Bill McPeak

Sept. 13	L	13-27	Cleveland	47,577
Sept. 20	L	18-24	at Dallas	25,158
Sept. 25	L	10-13	at NY Giants	62,996
Oct. 4	L	17-23	St. Louis	49,219
Oct. 11	W	35-20	Philadelphia	49,219
Oct. 18	L	24-38	at St. Louis	23,748
Oct. 25	W	27-20	Chicago	49,219
Nov. 1	W	21-10	at Philadelphia	60,671
Nov. 8	L	24-34	at Cleveland	76,385
Nov. 15	W	30-0	at Pittsburgh	31,587
Nov. 22	W	28-16	Dallas	49,219
Nov. 29	W	36-21	NY Giants	49,219
Dec. 6	L	7-14	Pittsburgh	49,219
Dec. 13	L	17-45	at Baltimore	60,213

1965 Won 6, Lost 8

Head Coach - Bill McPeak

Sept. 19	L	7-17	Cleveland	48,208
Sept. 26	L	7-27	at Dallas	61,577
Oct. 3	L	10-14	at Detroit	52,627
Oct. 10	L	16-37	St. Louis	50,205
Oct. 17	L	7-38	Baltimore	50,405
Oct. 24	W	24-20	at St. Louis	32,228
Oct. 31	W	23-21	Philadelphia	50,301
Nov. 7	W	23-7	at NY Giants	62,788
Nov. 14	L	14-21	at Philadelphia	60,444
Nov. 21	W	31-3	at Pittsburgh	25,052
Nov. 28	W	34-31	Dallas	50,205
Dec. 5	L	16-24	at Cleveland	77,765
Dec. 12	L	10-27	NY Giants	50,373
Dec. 19	W	35-14	Pittsburgh	49,806

1966 Won 7, Lost 7

Head Coach - Otto Graham

Sept. 11	L	14-38	Cleveland	48,643
Sept. 18	L	7-23	at St. Louis	40,198
Sept. 25	W	33-27	at Pittsburgh	37,505
Oct. 2	W	24-10	Pittsburgh	47,360
Oct. 9	W	33-20	Atlanta	50,116
Oct. 16	L	10-13	at NY Giants	62,865
Oct. 23	W	26-20	St. Louis	50,154
Oct. 30	W	27-13	at Philadelphia	60,658
Nov. 6	L	10-37	at Baltimore	60,238

Nov. 13	L	30-31	Dallas	50,927
Nov. 20	L	3-14	at Cleveland	78,466
Nov. 27	W	72-41	NY Giants	50,439
Dec. 11	W	34-31	at Dallas	64,198
Dec. 18	L	28-37	Philadelphia	

1967 Won 5, Lost 6, Tied 3

Head Coach - Otto Graham

Sept. 17	L	24-35	at Philadelphia	60,709
Sept. 24	W	30-10	at New Orleans	74,937
Oct. 1	W	38-34	NY Giants	50,266
Oct. 8	L	14-17	Dallas	50,566
Oct. 15	T	20-20	at Atlanta	56,538
Oct. 22	T	28-28	at Los Angeles	55,381
Oct. 29	L	13-17	Baltimore	50,574
Nov. 5	L	21-27	St. Louis	50,480
Nov. 12	W	31-28	San Francisco	50,326
Nov. 19	W	27-20	at Dallas	75,538
Nov. 26	L	37-42	at Cleveland	72,798
Dec. 3	T	35-35	Philadelphia	50,451
Dec. 10	W	15-10	at Pittsburgh	22,251
Dec. 17	L	14-30	New Orleans	50,486

1968 Won 5, Lost 9

Head Coach - Otto Graham

Sept. 15	W	38-28	at Chicago	41,321
Sept. 22	L	17-37	at New Orleans	65,941
Sept. 29	L	21-48	at NY Giants	62,797
Oct. 6	W	17-14	Philadelphia	50,816
Oct. 13	W	16-13	Pittsburgh	50,659
Oct. 20	L	14-41	at St. Louis	46,456
Oct. 27	L	10-13	NY Giants	50,839
Nov. 3	L	14-27	at Minnesota	47,644
Nov. 10	W	16-10	at Philadelphia	59,133
Nov. 17	L	24-44	Dallas	50,816
Nov. 24	L	7-27	Green Bay	50,621
Nov. 28	L	20-29	at Dallas	66,076
Dec. 8	L	21-24	Cleveland	50,661
Dec. 15	W	14-3	Detroit	50,123

1969 Won 7, Lost 5, Tied 2

Head Coach - Vince Lombardi

Sept. 21	W	26-20	at New Orleans	73,147
Sept. 28	L	23-27	at Cleveland	82,581
Oct. 5	T	17-17	at San Francisco	35,642
Oct. 12	W	33-17	St. Louis	50,481
Oct. 19	W	20-14	NY Giants	50,352
Oct. 26	W	14-7	at Pittsburgh	46,557
Nov. 2	L	17-41	at Baltimore	60,238
Nov. 9	T	28-28	Philadelphia	50,502
Nov. 16	L	28-41	Dallas	50,474
Nov. 23	W	27-20	Atlanta	50,345
Nov. 30	L	13-24	Los Angeles	50,352
Dec. 7	W	34-29	at Philadelphia	60,658
Dec. 14	W	17-14	New Orleans	50,354
Dec. 21	L	10-20	at Dallas	56,924

1970

Won 6, Lost 8

Head Coach - Bill Austin

Sept. 20	L	17-26	at San Francisco	34,984
Sept. 27	L	17-27	at St. Louis	44,246
Oct. 4	W	33-21	at Philadelphia	60,658
Oct. 11	W	31-10	Detroit	50,414
Oct. 19	L	20-34	at Oakland	54,471
Oct. 25	W	20-0	Cincinnati	50,415
Nov. 1	W	19-3	at Denver	50,705
Nov. 8	L	10-19	Minnesota	50,415
Nov. 15	L	33-35	at New York Giants	62,915
Nov. 22	L	21-45	Dallas	50,415
Nov. 29	L	24-27	New York Giants	50,415
Dec. 6	L	0-34	at Dallas	57,936
Dec. 13	W	24-6	Philadelphia	50,415
Dec. 20	W	28-27	St. Louis	50,415

Redskins Opponents

TOTAL FIRST DOWNS	249	266
Rushing	122	125
Passing	100	125
Penalty	27	16
TOTAL NET YARDS	4,129	4,333
Avg. Per Game	295.1	309.6
Total Plays	815	866
Avg. Per Play	5.1	5.0
NET YARDS RUSHING	2,021	2,068
Avg. Per Game	144.4	147.9
Total Rushes	444	468
NET YARDS PASSING	2,108	2,265
Avg. Per Game	150.6	161.8
Sacked/Yards Lost	29/249	25/169
Gross Yards	2,357	2,434
Att./Completions	342/203	374/205
Completion Pct.	59.4	54.8
Had Intercepted	10	15
PUNT/AVERAGE	61/40.9	56/39.3
PENALTIES/YARDS	65/613	87/930
FUMBLES/LOST	26/14	22/13
TOUCHDOWNS	34	37
Rushing	11	19
Passing	23	14
Returns	0	4

SCORE BY PERIODS	1	2	3	4	OT	PTS
REDSKINS	68	75	72	82	0	297
Opponents	51	89	83	91	0	314

SCORING	TD-Ru	Pa-Rt	Pat	FG	\$	TP		
Knight	0	0	0	33/34	20/27	0	93	
Smith	9	0	9	0/0	0/0	0	54	
Taylor	8	0	8	0/0	0/0	0	48	
Brown	7	5	2	0/0	0/0	0	42	
Harraway	5	5	0	0/0	0/0	0	30	
REDSKINS	34	11	23	0	33/34	20/27	0	297
Opponents	37	19	14	4	36/37	18/26	0	314

RUSHING	No.	Yds.	Avg	Long	TD
Brown	237	1,125	4.8	75	5
Harraway	146	577	4.0	57	5
Dyer	21	102	4.9	12	0
REDSKINS	444	2,021	4.6	75	11
Opponents	468	2,068	4.5	40	19

PASSING	Att	Comp	Yds	Cmp%	Yds/Att
Jurgensen	337	202	2,354	59.9	7.0
REDSKINS	342	203	2,357	59.4	6.9
Opponents	374	205	2,434	54.8	6.5

RECEIVING	No.	Yds.	Avg	Long	TD
Smith	43	575	13.4	41	9
Taylor	42	593	14.1	41	8
Brown	37	341	9.2	66	2
REDSKINS	203	2,357	11.6	66	23
Opponents	205	2,434	11.9	57	14

INTERCEPTIONS	No.	Yds	Avg.	Long	TD
Owens	4	86	21.5	32	0
Bass	4	37	9.3	22	0
R. Harris	3	67	22.3	25	0
REDSKINS	15	240	16.0	32	0
Opponents	10	181	18.1	41	1

PUNTING	No.	Yds	Avg	Long	Blk
Bragg	61	2,493	40.9	66	1
Opponents	56	2,199	39.3	68	1

PUNT RETURNS	Ret	Yds	Avg	TD
R. Harris	14	10	0.7	0
REDSKINS	27	45	1.7	0
Opponents	35	259	7.4	0

KICKOFF RETURNS	No.	Yds	Avg	TD
Vector	28	700	25.0	0
REDSKINS	61	1,223	20.0	0
Opponents	49	1,181	24.1	1

FIELD GOALS	1-19	20-29	30-39	40-49	50+
Knight	6/6	5/5	5/7	4/9	0/0
Opponents	3/3	6/10	5/5	4/7	0/1

NOTABLE Record (Finish): 6-8 (4th NFC East)

National Honors: RB Larry Brown: PFWA All-Pro Team, All-NFC Team, Pro Bowl; C Len Hauss: Pro Bowl; LB Chris Hanburger: All-NFC Team.

Starters: Offense: WR Charley Taylor (14), LT Jim Snowden (14), LG Ray Schoenke (13), C Len Hauss (14), RG Vince Promoto (3), RT Walter Rock (13), TE Jerry Smith (14), WR Pat Richter (1), QB Sonny Jurgensen (14), RB Larry Brown (13), RB Charlie Harraway (13), RG/LG (5/1), RG Roy Schmidt (6), WR Walter Roberts (12), RT Steve Wright (1), WR/RB Henry Dyer (1/1).

Defense: LE/RE Leo Carroll (5/2), LT Floyd Peters (9), RT/RE Bill Brundage (13/1), RE Bruce Anderson (8), LLB Harold McLinton (13), MLB Marlin McKeever (12), RLB Chris Hanburger (14), LCB Pat Fischer (14), RCB Mike Bass (14), LS Brig Owens (14), RS Rickie Harris (12), RS Jon Jaqua (2), LLB Tom Roussel (1), MLB Rusty Tillman (2), LT Manny Sistrunk (3), RE/LT/RT Frank Bosch (3/2/1), LE John Hoffman (9).

TD	TD%	Int	Int%	Long	Sack/Lost	Rating
23	6.8	10	3.0	66	25/214	91.7
23	6.7	10	2.9	66	29/249	90.5
14	3.7	15	4.0	57	24/169	70.6

1971 Won 9, Lost 4, Tie 1

Head Coach - George Allen

Sept. 19	W	24-17	at St. Louis	46,805
Sept. 26	W	30-3	at New York Giants	62,795
Oct. 3	W	20-16	at Dallas	72,000
Oct. 10	W	22-13	Houston	53,041
Oct. 17	W	20-0	St. Louis	53,041
Oct. 24	L	20-27	at Kansas City	51,989
Oct. 31	W	24-14	New Orleans	53,041
Nov. 7	T	7-7	Philadelphia	53,041
Nov. 14	L	15-16	at Chicago	55,049
Nov. 21	L	0-13	Dallas	53,041
Nov. 28	W	20-13	at Philadelphia	65,358
Dec. 5	W	23-7	New York Giants	53,041
Dec. 13	W	38-24	at Los Angeles	80,402
Dec. 19	L	13-20	Cleveland	53,041

Playoffs

Dec. 26	L	20-24	at San Francisco	45,327
---------	---	-------	------------------	--------

Redskins Opponents

TOTAL FIRST DOWNS	212	214
Rushing	76	72
Passing	113	120
Penalty	23	22
TOTAL NET YARDS	4,029	3,523
Avg. Per Game	287.8	251.6
Total Plays	828	855
Avg. Per Play	4.9	4.1
NET YARDS RUSHING	1,756	1,396
Avg. Per Game	125.4	99.7
Total Rushes	477	408
NET YARDS PASSING	2,273	2,127
Avg. Per Game	162.4	151.9
Sacked/Yards Lost ..	17/118	36/321
Gross Yards	2,391	2,448
Att./Completions ..	334/182	411/191
Completion Pct.	54.5	46.5
Had Intercepted.	15	29
PUNT/AVERAGE	59/40.5	76/41.4
PENALTIES/YARDS	80/796	92/715
FUMBLES/LOST	32/20	22/12
TOUCHDOWNS	27	20
Rushing	8	7
Passing	13	11
Returns	6	2

SCORE BY PERIODS	1	2	3	4	OT	PTS
REDSKINS	77	103	36	60	0	276
Opponents	26	42	39	83	0	190

SCORING	TD-Ru-Pa-Rt	Pat	FG	S	TP
Knight	0 0 0 0	27/27	29/49	0	114
Brown	6 4 2 0	0/0	0/0	0	36
Jefferson	4 0 4 0	0/0	0/0	0	24
Taylor	4 0 4 0	0/0	0/0	0	24
Harraway	2 2 0 0	0/0	0/0	0	12
REDSKINS ..	27 8 13 6	27/27	29/49	0	276
Opponents ..	20 7 11 2	19/20	17/33	0	190

PASSING ..	Att	Comp	Yds	Cmp%	Yds/Att
Kilmer	306	166	2,221	54.2	7.3
Jurgensen ..	28	16	170	57.1	6.1
REDSKINS ..	334	182	2,391	54.4	7.2
Opponents ..	411	191	2,448	46.4	6.0

RUSHING	No.	Yds	Avg	Long	TD
Brown	253	948	3.7	34	4
Harraway	156	635	4.1	57	2
Mason	31	85	2.7	11	0
REDSKINS ..	477	1,756	3.7	57	8
Opponents ..	408	1,396	3.4	40	7

RECEIVING	No.	Yds	Avg	Long	TD
Jefferson	47	701	14.9	70	4
Dowler	26	352	13.5	30	0
Taylor	24	370	15.4	71	4
REDSKINS ..	182	2391	13.1	71	13
Opponents ..	191	2448	12.8	58	11

INTERCEPTIONS	No.	Yds	Avg.	Long	TD
Bass	8	78	10.0	38	1
Petitbon	5	102	20.4	42	0
Pardee	5	58	11.6	20	1
REDSKINS ..	29	480	16.6	53	5
Opponents ..	15	284	18.9	82	1

PUNTING	No.	Yds	Avg	Long	Blk
Bragg	59	2,391	40.5	59	1
Opponents ..	76	3,147	41.4	59	0

PUNT RETURNS	Ret	Yds	Avg	TD
Duncan	22	233	10.6	0
REDSKINS ..	44	416	9.5	0
Opponents ..	16	87	5.4	0

KICKOFF RETURNS	No.	Yds	Avg	TD
Duncan	27	724	26.8	1
REDSKINS ..	43	913	21.2	1
Opponents ..	61	1,070	17.5	1

FIELD GOALS	1-19	20-29	30-39	40-49	50+
Knight	10/12	6/9	8/14	3/11	2/3
Opponents ..	5/5	6/7	3/9	3/9	0/3

NOTABLE

Record: (Finish): 9-4-1 (2nd NFC East)

National Honors: RB Larry Brown: All-NFC Team, Pro Bowl; C Len Hauss: Pro Bowl; WR Roy Jefferson: All-NFC Team, Pro Bowl; K Curt Knight; PWAA All-Pro Team, Pro Bowl; LB Jack Pardee: All-NFC Team; Coach George Allen: PGWA Coach of the Year.

Starters: Offense: WR Charley Taylor (6), LT Jim Snowden (14), LG Ray Schoenke (14), C Len Hauss (14), RG John Wilbur (14), RT Walter Cook (14), TE Jerry Smith (7), WR Roy Jefferson (4), QB Billy Kilmer (13), RB Larry Brown (13), RB Charlie Harraway (14), QB Sonny Jurgensen (1), WR Boyd Dowler (7), WR Clifton McNeil (1), TE Mack Alston (7), RB Tommy Mason (1).

Defense: LE Ron McDole (14), LT Manny Sistrunk (14), RT Diron Talbert (14), RE Verlon Biggs (13), LLB Jack Pardee (14), MLB Myron Pottios (14), RLB Chris Hanburger (14), LCB Pat Fischer (14), RCB Mike Bass (14), LS Richie Petitbon (13), RS Brig Owens (14), RE Jimmie Jones (1), LS Jon Jaqua (1).

TD	TD%	Int	Int%	Long	Sack/Lost	Rating
13	4.3	13	4.3	71	16/110	74.0
0	0.0	2	7.1		1/8	45.5
13	3.8	15	4.4	71	17/118	71.6
11	2.6	29	7.1		36/321	45.1

1972 **Won 11, Lost 3**

Head Coach - George Allen

Sept. 18	W	24-21	at Minnesota	47,900
Sept. 24	W	24-10	St. Louis	53,039
Oct. 1	L	23-24	at New England	60,999
Oct. 8	W	14-0	Philadelphia	53,039
Oct. 15	W	33-3	at St. Louis	50,454
Oct. 22	W	24-20	Dallas	53,039
Oct. 29	W	23-16	at New York Giants	62,878
Nov. 5	W	35-17	at New York Jets	63,962
Nov. 12	W	27-13	New York Giants	53,039
Nov. 20	W	24-13	Atlanta	53,039
Nov. 26	W	21-16	Green Bay	53,039
Dec. 3	W	23-7	at Philadelphia	65,720
Dec. 9	L	24-34	at Dallas	65,136
Dec. 17	L	17-24	Buffalo	53,039

Playoffs

Dec. 24	W	16-3	Green Bay	53,140
Dec. 31	W	26-3	Dallas	53,129

Super Bowl VII, Los Angeles, CA

Jan. 14	L	7-14	Miami	90,182
---------	---	------	-------	--------

	Redskins	Opponents
--	----------	-----------

TOTAL FIRST DOWNS	237	223
Rushing	110	95
Passing	106	108
Penalty	21	20
TOTAL NET YARDS	4,275	3,695
Avg. Per Game	305	264
Total Plays	808	830
Avg. Per Play	5.3	4.5
NET YARDS RUSHING	2,082	1,733
Avg. Per Game	149	124
Total Rushes	513	427
NET YARDS PASSING	2,193	1,872
Avg. Per Game	157	134
Sacked/Yards Lost	11/88	35/268
Gross Yards	2,281	2,140
Att./Completions	284/159	368/186
Completion Pct.	55.9	50.5
Had Intercepted.	15	17
PUNT/AVERAGE	59/38.5	69/40.7
PENALTIES/YARDS	78/721	64/668
FUMBLES/LOST	27/11	28/16
TOUCHDOWNS	42	23
Rushing	17	12
Passing	21	10
Returns	4	1

SCORE BY PERIODS	1	2	3	4	OT	PTS
REDSKINS.....	30	105	92	109	0	336
Opponents	58	56	43	61	0	218

SCORING	Td-Ru-Pa-Rt	Pat	FG	S	TP
Knight.....	0 0 0 0	40/42	14/30	0	82
Brown.....	12 8 4 0	0/0	0/0	0	72
Smith.....	7 0 7 0	0/0	0/0	0	42
Taylor.....	7 0 7 0	0/0	0/0	0	42
Harraway.....	6 6 0 0	0/0	0/0	0	36
REDSKINS ..	42 17 21 4	40/42	14/30	1	336
Opponents ..	23 12 10 1	23/23	19/34	0	218

RUSHING	No.	Yds	Avg	Long	TD
Brown.....	285	1,216	4.3	38	8
Harraway.....	148	567	3.8	24	6
Mul-Key.....	33	155	4.7	35	1

PASSING ..	Att	Comp	Yds	Cmp%	Yds/Att	TD	TD%	Int	Int%	Long	Sack/Lost	Rating
Kilmer.....	225	120	1,648	53.3	7.3	19	8.4	11	4.9	89	9/67	84.6
Jurgensen ..	59	39	633	66.1	10.7	2	3.4	4	6.8	36	2/21	84.9
REDSKINS ..	284	159	2,281	55.9	8.0	21	7.4	15	5.3	89	11/88	84.8
Opponents ..	368	186	2,140	50.5	5.8	10	2.7	17	4.6	40	35/268	58.2

REDSKINS ..	513	2,082	4.1	38	17
Opponents ..	427	1,733	4.1	41	12

RECEIVING	No.	Yds	Avg	Long	TD
Taylor.....	49	673	13.7	70	7
Jefferson	35	550	15.7	45	3
Brown.....	32	473	14.8	89	4
REDSKINS ..	159	2,281	14.3	89	21
Opponents ..	186	2,140	11.5	40	10

INTERCEPTIONS	No.	Yds	Avg.	Long	TD
Hanburger... ..	4	98	24.5	41	1
Fischer	4	61	15.3	35	0
Bass	3	53	17.7	29	0
REDSKINS ..	17	287	16.9	41	1
Opponents ..	15	160	10.7	49	1

PUNTING	No.	Yds	Avg	Long	Bk
Bragg	59	2,273	38.5	62	0
Opponents ..	69	2802	40.7	58	3

PUNT RETURNS	Ret	FC	Yds	Avg	Lg	TD
Vactor.....	17	14	88	5.2	28	0
REDSKINS ..	34	22	159	4.7	28	0
Opponents ..	20	28	39	2.0	13	0

KICKOFF RETURNS	No.	Yds	Avg	Lg	TD
Duncan.....	15	364	24.3	41	0
REDSKINS ..	48	1,133	23.6	44	0
Opponents ..	53	1,191	22.5	77	0

FIELD GOALS	1-19	20-29	30-39	40-49	50+
Knight.....	4/4	0/3	6/11	4/8	0/4
Opponents.....	6/6	4/7	4/9	4/9	1/3

NOTABLE

Record: (Finish): 11-3 (NFC Champions)

National Honors: RB Larry Brown: PFWA All-Pro Team, NEA All-Pro Team, All-NFC Team, Pro Bowl; PR Speedy Duncan: Pro Bowl; LB Chris Hanburger: PFWA All-Pro Team, NEA All-Pro Team, All-NFC Team, Pro Bowl; C Len Hauss: PFWA All-Pro Second Team, NEA All-Pro Team, Pro Bowl; QB Billy Kilmer: All-NFC Team, Pro Bowl; WR Charley Taylor: Pro Bowl; DE Verlon Biggs: PFWA All-Pro Second Team; CB Pat Fischer: NEA All-Pro Second Team.

Starters: Offense: WR Charley Taylor (14), LT Terry Hermeling (14), LG Paul Laaveg (14), C Len Hauss (14), RG John Wilbur (14), RT Walter Rock (14), TE Jerry Smith (14), WR Roy Jefferson (14), QB Billy Kilmer (10), RB Larry Brown (12), RB Charlie Harraway (14), QB Sonny Jurgensen (4), RB Bob Brunet (1), RB Herb Mul-Key (1)

Defense: LE Ron McDole (14), LT Manny Sistrunk (4), RT Diron Talbert (14), RE Verlon Biggs (14), LLB Jack Pardee (13), MLB/LLB Harold McLinton (7/1), RLB Chris Hanburger (14), LCB Pat Fischer (14), RCB Mike Bass (14), LS Richie Petitbon (3), RS Roosevelt Taylor (14), RT Bill Brundige (10), MLB Myron Pottios (7), LS Brig Owens (11).

1973 Won 10, Lost 4

Head Coach - George Allen			
Sept. 16	W	38-0	San Diego 53,589
Sept. 23	L	27-34	at St. Louis 50,316
Sept. 30	W	28-7	at Philadelphia 64,147
Oct. 8	W	14-7	Dallas 54,314
Oct. 14	W	21-3	at New York Giants 70,168
Oct. 21	W	31-13	St. Louis 54,381
Oct. 28	L	3-19	at New Orleans 66,315
Nov. 5	L	16-21	at Pittsburgh 49,220
Nov. 11	W	33-9	San Francisco 54,381
Nov. 18	W	22-14	Baltimore 52,675
Nov. 22	W	20-0	at Detroit 46,807
Dec. 2	W	27-24	New York Giants 53,590
Dec. 9	L	7-27	at Dallas 62,195
Dec. 16	W	38-20	Philadelphia 49,484

Playoffs
at Minnesota

Dec. 22	L	20-27	
---------	---	-------	--

	Redskins	Opponents
TOTAL FIRST DOWNS	232	233
Rushing	76	89
Passing	131	119
Penalty	25	25
TOTAL NET YARDS	3,774	3,774
Avg. Per Game	271.2	269.6
Total Plays	862	937
Avg. Per Play	4.4	4.0
NET YARDS RUSHING	1,439	1,603
Avg. Per Game	102.4	114.5
Total Rushes	459	480
NET YARDS PASSING	2,358	2,171
Avg. Per Game	168.8	155.0
Sacked/Yards Lost	31/202	53/360
Gross Yards	2,560	2,531
Att./Completions	373/209	404/203
Completion Pct.	56.2	50.2
Had Intercepted	14	26
PUNT/AVERAGE	64/40.3	81/38.4
PENALTIES/YARDS	81/771	86/708
FUMBLES/LOST	32/18	35/18
TOUCHDOWNS	37	21
Rushing	9	8
Passing	20	12
Returns	8	1

SCORE BY PERIODS	1	2	3	4	OT	PTS
REDSKINS	72	70	57	126	0	325
Opponents	44	62	45	47	0	198

SCORING	TD-Ru-Pa-RI	Pat	FG	S	TP
Knight	0 0 0 0	37/37	22/42	0	103
Brown	14 8 6 0	0/0	0/0	0	84
C. Taylor	7 0 7 0	0/0	0/0	0	42
Harraway	4 1 3 0	0/0	0/0	0	24
REDSKINS	37 9 20 8	37/37	22/42	0	325
Opponents	21 8 12 1	21/21	17/28	0	198

PASSING	AttComp	Yds	Cmp%	Yds/Att	TD
Kilmer	228	122	1,656	53.7	7.3
Jurgensen	145	87	904	60.0	6.2
REDSKINS	373	209	2,560	56.2	6.9
Opponents	404	203	2,531	50.2	6.3

RUSHING	No.	Yds	Avg	Long	TD
Brown	273	860	3.2	27	8
Harraway	128	452	3.5	16	1
Thomas	32	95	3.0	13	0
REDSKINS	459	1,439	3.1	27	9
Opponents	480	1,603	3.3	35	8
RECEIVING	No.	Yds	Avg	Long	TD
C. Taylor	59	801	13.6	53	7
Jefferson	41	595	14.5	36	1
Brown	40	482	12.0	64	6
REDSKINS	209	2,560	12.2	64	20
Opponents	203	2,531	12.5	73	12

INTERCEPTIONS	No.	Yds	Avg.	Long	TD
Houston	6	32	5.3	22	0
Bass	5	161	32.2	68	1
Owens	5	123	24.6	27	1
REDSKINS	26	598	23.0	68	4
Opponents	14	173	12.4	64	0

PUNTING	No.	Yds	Avg	Long	Bk
Bragg	64	2,581	40.3	61	0
Opponents	81	3,112	38.4	62	4

PUNT RETURNS	Ret	FC	Yds	Avg	Lg	TD
Duncan	28	11	218	7.8	22	0
REDSKINS	40	17	321	8.0	27	0
Opponents	14	30	104	7.4	37	0

KICKOFF RETURNS	No.	Yds	Avg	Lg	TD
Mul-Key	36	1,011	28.1	97	1
REDSKINS	43	1,118	26.0	97	1
Opponents	61	1237	20.3	97	1

FIELD GOALS	1-19	20-29	30-39	40-49	50+
Knight	8/8	5/7	6/13	3/9	0/5
Opponents	3/3	6/8	6/11	2/5	0/1

NOTABLE Record: (Finish): 10-4 (2nd NFC East)

National Honors: LB Chris Hanburger: NEA All-Pro Team, PFWA All-Pro Second Team, All-NFC Team, Pro Bowl; FS Ken Houston: NEA All-Pro Second Team, PFWA All-Pro Second Team, All-NFC Team, Pro Bowl; KR Herb Mul-Key: Pro Bowl; WR Charley Taylor: Pro Bowl; C Len Hauss: PFWA All-Pro Second Team.

Starters: Offense: WR Charley Taylor (14), LT Terry Hermeling (13), LG Paul Laavec (14), C Len Hauss (14), RG John Wilbur (14), RT Walter Rock (6), TE Alvin Reed (5), WR Roy Jefferson (14), QB Billy Kilmer (10), RB Larry Brown (14), RB Charlie Harraway (14), LT Ray Schoenke (1), RT George Starke (8), TE Jerry Smith (9), QB Sonny Jurgensen (4).

Defense: LE Ron McDole (14), LT Manny Sistrunk (2), RT Diron Talbert (14), RE Verlon Biggs (14), LLB Dave Robinson (14), MLB Harold McLinton (8), RLB Chris Hanburger (14), LCB Pat Fischer (14), RCB Mike Bass (14), LS Ken Houston (14), RS Brig Owens (14), LT Bill Brundidge (12), MLB Myron Pottios (6).

	TD%	Int	Int%	LongSack/Lost	Rating
Kilmer	14	6.2	9	4.0 64t	15/88 81.3
Jurgensen	6	4.1	5	3.4 36	16/114 77.6
REDSKINS	20	5.4	14	3.8 64t	31/202 75.5
Opponents	12	2.9	26	6.4 73	53/360 53.1

1974 **Won 10, Lost 4**

Head Coach - George Allen

Sept. 15	W	13-10	at New York Giants	51,764
Sept. 22	L	10-17	St. Louis	53,888
Sept. 30	W	30-3	Denver	54,395
Oct. 6	L	17-28	at Cincinnati	56,175
Oct. 13	W	20-17	Miami	54,395
Oct. 20	W	24-3	New York Giants	53,363
Oct. 27	L	20-23	at St. Louis	50,767
Nov. 3	W	17-6	at Green Bay	56,267
Nov. 10	W	27-20	at Philadelphia	65,947
Nov. 17	W	28-21	Dallas	54,395
Nov. 24	W	26-7	Philadelphia	54,395
Nov. 28	L	23-24	at Dallas	63,243
Dec. 9	W	23-17	at Los Angeles	87,313
Dec. 15	W	42-0	Chicago	52,085
Playoffs				
Dec. 22	L	10-19	at Los Angeles	80,118

	Redskins	Opponents
TOTAL FIRST DOWNS	249	210
Rushing	77	79
Passing	156	114
Penalty	16	17
TOTAL NET YARDS	4,255	3,275
Avg. Per Game	303.9	234.0
Total Plays	908	843
Avg. Per Play	4.7	3.9
NET YARDS RUSHING	1,440	1,439
Avg. Per Game	102.3	102.8
Total Rushes	471	412
NET YARDS PASSING	2,809	1,839
Avg. Per Game	200.6	131.4
Sacked/Yards Lost	25/176	31/250
Gross Yards	2,978	2,102
Att./Completions	413/254	400/197
Completion Pct.	61.5	49.3
Had Intercepted	11	25
PUNT/AVERAGE	73/38.1	81/38.5
PENALTIES/YARDS	78/661	69/529
FUMBLES/LOST	17/9	28/15
TOUCHDOWNS	38	24
Rushing	11	7
Passing	22	13
Returns	5	4

SCORE BY PERIODS	1	2	3	4	OT	PTS
REDSKINS.....	37	120	61	102	0	320
Opponents.....	49	41	71	35	0	196

SCORING	TD-Ru	Pa-Rt	Pat	FG	S	TP		
Moseley.....	0	0	0	27/30	18/30	0	81	
Brown.....	7	3	4	0/0	0/0	0	42	
Thomas.....	6	5	1	0/0	0/0	0	36	
Taylor.....	5	0	5	0/0	0/0	0	30	
Jefferson.....	4	0	4	0/0	0/0	0	24	
REDSKINS..	38	11	22	5	35/38	19/31	0	320
Opponents..	24	7	13	4	22/24	10/14	0	196

PASSING	Att	Comp	Yds	Cmp%	Yds/Att
Jurgensen..	167	107	1,185	64.1	7.1
Kilmer.....	234	137	1,632	58.5	7.0
Theismann..	11	9	145	81.8	13.2
REDSKINS..	413	254	2,978	61.5	7.2
Opponents..	399	197	2,102	49.3	5.3

RUSHING	No.	Yds	Avg	Long	TD
Brown.....	163	430	3.2	16	3
Denson.....	103	391	3.8	23	0
Thomas.....	95	347	3.7	66	5
REDSKINS..	471	1,440	3.1	66	11
Opponents..	412	1,439	3.5	75	7
RECEIVING					
No. Yds Avg Long TD					
Taylor.....	54	738	13.7	51	5
J. Smith.....	44	554	12.6	30	3
Jefferson.....	43	654	15.2	43	4
REDSKINS..	254	2,978	11.7	69	22
Opponents..	197	2,102	10.7	52	13

INTERCEPTIONS	No.	Yds	Avg.	Long	TD
Stone.....	5	95	19.0	31	0
Hanburger..	4	6	1.5	5	0
Owens.....	4	59	14.8	24	0
REDSKINS..	25	328	13.1	37	2
Opponents..	11	79	7.2	53	1

PUNTING	No.	Yds	Avg	Long	Blk
Bragg.....	73	2,780	38.1	51	1
Opponents..	81	3,119	38.5	64	2

PUNT RETURNS	Ret	FC	Yds	Avg	Lg	TD
Theismann..	15	3	157	10.5	44	0
REDSKINS..	45	6	453	10.1	58	1
Opponents..	51	3	458	9.0	50	1

KICKOFF RETURNS	No.	Yds	Avg	Lg	TD
L. Jones.....	23	672	29.2	102	1
REDSKINS..	45	1,166	25.9	102	1
Opponents..	64	1,379	21.5	52	0

FIELD GOALS	1-19	20-29	30-39	40-49	50+
Moseley.....	1/1	2/5	9/13	6/10	0/1
Opponents...	0/0	2/2	5/8	3/4	0/0

NOTABLE

Record (Finish): 10-4 (2nd NFC East)

National Honors: LB Chris Hanburger: NEA All-Pro Second Team, All-NFC Team, Pro Bowl; SS Ken Houston: NEA All-Pro Second Team, All-NFC Team, Pro Bowl; DT Diron Talbert: Pro Bowl; WR Charley Taylor: All-NFC Team, Pro Bowl.

Starters: Offense: WR Charley Taylor (14), LT Ray Schoenke (13), LG Paul Laaveg (14), C Len Hauss (14), RG Walt Sweeney (14), RT George Starke (14), TE Jerry Smith (14), WR Roy Jefferson (13), QB Billy Kilmer (10), RB Larry Brown (11), RB Larry Smith (6), QB Sonny Jurgensen (4), LT Jim Tyrer (1), WR Frank Grant (1), RB Duane Thomas (3), RB Moses Denson (8).

Defense: LE Ron McDole (13), LT Manuel Sistrum (1), RT Diron Talbert (14), RE Verlon Biggs (14), LLB Dave Robinson (14), MLB Harold McLinton (13), RLB Chris Hanburger (14), LCB Pat Fischer (14), RCB Mike Bass (14), LS Ken Houston (14), RS Brig Owens (14), LT Bill Brundige (13), LE Deacon Jones (1), MLB Russ Tillman (1).

	TD	TD%	Int	Int%	Long	Sack/Lost	Rating
Jurgensen..	11	6.6	5	3.0	44	10/69	94.6
Kilmer.....	10	4.3	6	2.6	51	13/96	83.4
Theismann..	1	9.1	0	0.0	69	0/0	149.1
REDSKINS..	22	5.3	11	2.6	69	25/176	86.4
Opponents..	13	3.2	24	6.0	52	31/256	51.0

1975

Won 8, Lost 6

Head Coach - George Allen

Sept.21	W	41-3	New Orleans	53,824
Sept. 28	W	49-13	New York Giants	54,953
Oct. 5	L	10-26	at Philadelphia	66,090
Oct. 13	W	27-17	St. Louis	54,693
Oct. 19	L	10-13	at Houston	49,566
Oct. 26	W	23-7	at Cleveland	56,702
Nov. 2	W	30-24	* Dallas	55,004
Nov. 9	W	21-13	at New York Giants	57,242
Nov. 16	L	17-20	* at St. Louis	49,919
Nov. 23	L	23-26	* Oakland	53,582
Nov. 30	W	31-30	Minnesota	54,498
Dec. 7	W	30-27	at Atlanta	52,809
Dec. 13	L	10-31	at Dallas	61,091
Dec. 21	L	3-26	Philadelphia	49,385

* overtime

	Redskins	Opponents
TOTAL FIRST DOWNS	272	255
Rushing	97	105
Passing	150	128
Penalty	25	22
TOTAL NET YARDS	4,669	4,465
Avg. Per Game	333.5	318.9
Total Plays	919	951
Avg. Per Play	5.1	4.7
NET YARDS RUSHING	1,752	2,033
Avg. Per Game	125.1	145.2
Total Rushes	444	525
NET YARDS PASSING	2,917	2,432
Avg. Per Game	208.4	173.7
Sacked/Yards Lost	27/175	36/274
Gross Yards	3,092	2,706
Att./Completions	448/229	390/217
Completion Pct.	51.1	55.6
Had Intercepted	29	18
PUNT/AVERAGE	72/40.6	87/38.9
PENALTIES/YARDS	78/723	89/772
FUMBLES/LOST	28/17	27/19
TOUCHDOWNS	40	33
Rushing	9	11
Passing	28	17
Returns	3	5

SCORE BY PERIODS	1	2	3	4	OT	PTS
REDSKINS.....	49	109	44	117	6	325
Opponents	29	88	63	90	6	276

SCORING	TD-Ru	Pa-Rt	Pat	FG	S	TP		
Moseley.....	0	0	0	37/39	16/25	0	85	
Grant.....	8	0	8	0/0	0/0	0	48	
M. Thomas..	7	4	3	0/0	0/0	0	42	
Taylor.....	6	0	6	0/0	0/0	0	36	
L. Brown....	5	3	2	0/0	0/0	0	30	
REDSKINS..	40	9	28	3	37/39	16/25	0	325
Opponents..	33	11	17	5	27/33	17/30	0	276

RUSHING	No.	Yds	Avg	Long	TD
M. Thomas..	235	919	3.9	34	4
L. Brown....	97	352	3.6	43	3
Denson.....	56	195	3.5	14	0
REDSKINS..	444	1,752	3.9	43	9
Opponents..	525	2,033	3.9	53	11

PASSING	Att	Comp	Yds	Cmp%	Yds/Att	TD
Kilmer.....	346	178	2440	51.4	7.1	7
Johnson....	79	41	556	51.9	7.0	0
Theismann..	22	10	96	45.5	4.4	0
REDSKINS..	448	229	3,092	51.1	6.9	28
Opponents..	390	217	2,706	55.6	6.9	17

RECEIVING	No.	Yds	Avg	Long	TD
Taylor.....	53	744	14.0	64	6
Grant.....	41	776	18.9	96t	8
M. Thomas..	40	483	12.0	33	3
REDSKINS..	229	3092	13.5	96t	28
Opponents..	217	2706	12.5	62t	17

INTERCEPTIONS	No.	Yds	Avg	Long	TD
Bass.....	4	85	21.3	30	0
Houston.....	4	33	8.3	19	0
Hanburger...	3	81	27.0	37	0
REDSKINS..	18	335	18.6	57	0
Opponents..	29	469	16.2	89	4

PUNTING	No.	Yds	Avg	Long	Bk
Bragg.....	72	2,924	40.6	63	0
Opponents..	87	3,384	38.9	60	1

PUNT RETURNS	Ret	FC	Yds	Avg	Lg	TD
Jones.....	53	5	407	7.7	52	1
REDSKINS..	61	9	464	7.6	52	1
Opponents..	38	13	240	6.3	19	0

KICKOFF RETURNS	No.	Yds	Avg	Lg	TD
Jones.....	47	1,086	23.1	44	0
REDSKINS..	58	1,296	22.3	50	0
Opponents..	64	1,357	21.2	93	1

FIELD GOALS	1-19	20-29	30-39	40-49	50+
Moseley.....	0/0	1/3	9/10	6/9	0/3
Opponents..	1/1	9/12	3/8	4/9	0/0

NOTABLE Record (Finish): 8-6 (3rd NFC East)

National Honors: SS Ken Houston: PFWA All-Pro Team, NEA All-Pro Team, All-NFC Team, Pro Bowl; LB Chris Hanburger: PFWA All-Pro Second Team, NEA All-Pro Second Team, All-NFC Team, Pro Bowl; WR Charley Taylor: All-NFC Team, Pro Bowl; RB Mike Thomas: PFWA All-Rookie Team.

Starters: Offense: WR Charley Taylor (14), LT Tim Stokes (5), LG Paul Laaveg (8), C Len Hauss (14), RG/LG Ray Schoenke (1/8), RT George Starke (14), TE Jerry Smith (14), WR Roy Jefferson (5), QB Billy Kilmer (13), RB Moses Denson (9), RB Larry Brown (8), LT Terry Hermeling (9), RG Walter Sweeney (13), WR Frank Grant (9), QB Randy Johnson (1), RB Mike Thomas (9).

Defense: LE Ron McDole (14), LT Bill Brundige (13), RT Diron Talbert (13), RE Dennis Johnson (14), LLB Brad Dusek (14), MLB Harold McLinton (14), RLB Chris Hanburger (14), LCB Pat Fischer (11), RCB Mike Bass (14), LS Ken Houston (14), RS/LCB Bryant Salter (11/2), LCB Spencer Thomas (1), RT Dave Butz (1), LT Manny Sistrunk (1), RS Brig Owens (3)

TD%	Int	Int%	Long	Sack/Lost	Rating	
23	6.6	16	4.6	96	23/138	77.1
4	5.1	10	12.7	36	2/19	52.1
1	4.5	3	13.6	30	2/18	33.6
28	6.3	29	6.5	96	27/175	67.3
17	4.4	18	4.6	68	36/274	72.7

1976 **Won 10, Lost 4**

Head Coach - George Allen

Sept. 12	W	19-17	New York Giants	54,245
Sept. 19	W	31-7	Seattle	53,174
Sept. 27	W	20-17	* at Philadelphia	60,131
Oct. 3	L	7-33	at Chicago	52,105
Oct. 10	L	30-33	Kansas City	53,060
Oct. 17	W	20-7	Detroit	45,908
Oct. 25	W	20-10	St. Louis	48,325
Oct. 31	L	7-20	Dallas	55,004
Nov. 7	W	24-21	at San Francisco	56,134
Nov. 14	L	9-12	at New York Giants	72,975
Nov. 21	W	16-10	at St. Louis	49,833
Nov. 28	W	24-0	Philadelphia	54,292
Dec. 5	W	37-16	at New York Jets	46,638
Dec. 12	W	27-14	at Dallas	59,916

Playoffs

Dec. 18	L	20-35	at Minnesota	47,221
---------	---	-------	--------------	--------

* overtime

	Redskins	Opponents
TOTAL FIRST DOWNS	255	215
Rushing	114	109
Passing	122	91
Penalty	19	15
TOTAL NET YARDS	4,096	4,070
Avg. Per Game	292.6	290.7
Total Plays	956	952
Avg. Per Play	4.3	4.3
NET YARDS RUSHING	2,111	2,205
Avg. Per Game	150.8	157.5
Total Rushes	548	555
NET YARDS PASSING	1,985	1,917
Avg. Per Game	141.8	136.9
Sacked/Yards Lost	38/303	44/324
Gross Yards	2,288	2,241
Att./Completions	370/187	355/146
Completion Pct.	50.5	41.1
Had Intercepted	20	26
PUNT/AVERAGE	90/38.9	93/38.9
NET PUNTING AVG.	90/32.9	93/30.0
PENALTIES/YARDS	90/868	95/818
FUMBLES/LOST	36/23	38/22
TOUCHDOWNS	32	23
Rushing	10	12
Passing	20	11
Returns	2	0

SCORE BY PERIODS	1	2	3	4	OT	PTS
REDSKINS	46	74	73	95	3	291
Opponents	39	68	40	70	0	217

SCORING	TD-Ru-Pa-Rt	Pat	FG	S	TP
Moseley	0 0 0 0	31/32	22/34	0	97
Thomas	9 5 4 0	0/0	0/0	0	54
Fugett	6 0 6 0	0/0	0/0	0	36
Grant	5 0 5 0	0/0	0/0	0	30
Riggins	4 3 1 0	0/0	0/0	0	24
REDSKINS	32 10 20 2	31/32	22/34	1	291
Opponents	23 12 11 0	22/23	19/30	0	217

PASSING	AttComp	Yds	Cmp%	Yds/Att	TD	TD%	Int	Int%	LongSack/Lost	Rating
Kilmer	206	108	1,252	52.4	6.1	12	5.8	10	4.9 53	15/125 70.0
Theismann 163	79	1,036	48.5	6.4	8	4.9	10	6.1 44	22/172 59.9	
REDSKINS 370	187	2,288	50.5	6.2	20	5.4	20	5.4 53	38/303 65.4	
Opponents 355	146	2,241	41.1	6.3	11	3.1	26	7.3 85	44/324 42.5	

RUSHING	No.	Yds	Avg	Long	TD
Thomas	254	1,101	4.3	28	5
Riggins	162	572	3.5	15	3
Hill	79	301	3.8	15	1
REDSKINS	548	2,111	3.9	28	10
Opponents	555	2,205	4.0	80	12

RECEIVING	No.	Yds	Avg	Long	TD
Grant	50	818	16.4	53	5
Thomas	28	290	10.4	34	4
Jefferson	27	364	13.5	27	2
REDSKINS	187	2,288	12.3	53	20
Opponents	146	2,241	15.3	85	11

INTERCEPTIONS	No.	Yds	Avg.	Long	TD
Lavender	8	77	9.6	28	0
Fischer	5	38	7.6	32	0
Houston	4	25	6.3	12	0
REDSKINS	26	190	7.3	32	0
Opponents	20	149	7.5	31	0

PUNTING	No.	Yds	Avg	Net	TB	In	Lg	Bk
Bragg	90	3,503	38.9	32.9	11	15	56	0
Opponents	93	3,621	38.9	30.0	7	18	61	0

PUNT RETURNS	Ret	FC	Yds	Avg	Lg	TD
E. Brown	48	8	646	13.5	71	1
REDSKINS	52	9	688	13.2	71	1
Opponents	44	12	323	7.3	29	0

KICKOFF RETURNS	No.	Yds	Avg	Lg	TD
E. Brown	30	738	24.6	67	0
REDSKINS	50	1,066	21.3	67	0
Opponents	63	1,018	16.2	48	0

FIELD GOALS	1-19	20-29	30-39	40-49	50+
Moseley	1/1	7/8	8/11	6/13	0/1
Opponents	0/0	4/5	9/13	4/9	2/3

NOTABLE

Record (Finish): 10-4 (2nd NFC East)

National Honors: PR Eddie Brown: AP All-Pro Second Team, Pro Bowl; LB Chris Hanburger: NEA All-Pro Team, All-NFL Team, UPI All-NFC Team, Pro Bowl; SS Ken Houston: PFWA All-Pro Team, NEA All-Pro Team, All-NFL Team, UPI All-NFC Team, Pro Bowl; RB Mike Thomas: Pro Bowl.

Starters: Offense: WR Frank Grant (14), LT Tim Stokes (14), LG Ron Saul (11), C Len Hauss (14), RG Terry Hermeling (12), RT George Starke (14), TE Jean Fugett (12), WR Roy Jefferson (14), QB Billy Kilmer (9), RB John Riggins (14), RB Mike Thomas (12), QB Joe Theismann (5), LG/RG Dan Nugent (3/2), TE Jerry Smith (2).

Defense: LE Ron McDole (14), LT/RE Bill Brundige (4/2), RT Diron Talbert (14), RE Dennis Johnson (12), LLB Brad Dusek (14), MLB Harold McClinton (14), RLB Chris Hanburger (14), LCB Pat Fischer (14), RCB Joe Lavender (14), LS Ken Houston (14), RS Jake Scott (12), RT Dave Butz

1977 Won 9, Lost 5

Head Coach - George Allen			
Sept. 18	L	17-20	at New York Giants 76,086
Sept. 25	W	10-6	Atlanta 55,031
Oct. 2	W	24-14	St. Louis 55,031
Oct. 9	W	10-0	at Tampa Bay 58,571
Oct. 16	L	16-34	at Dallas 62,115
Oct. 23	L	6-17	New York Giants 53,903
Oct. 30	W	23-17	Philadelphia 55,031
Nov. 7	L	3-10	at Baltimore 57,740
Nov. 13	W	17-14	at Philadelphia 60,702
Nov. 21	W	10-9	Green Bay 51,498
Nov. 27	L	7-14	Dallas 55,031
Dec. 4	W	10-0	at Buffalo 22,975
Dec. 10	W	26-20	at St. Louis 36,067
Dec. 17	W	17-14	Los Angeles Rams 54,208

	Redskins	Opponents
TOTAL FIRST DOWNS	227	234
Rushing	79	112
Passing	124	102
Penalty	24	20
POSSESSION AVG.	29:52	30:08
TOTAL NET YARDS	3,615	4,110
Avg. Per Game	258.2	293.6
Total Plays	937	961
Avg. Per Play	3.9	4.3
NET YARDS RUSHING	1,752	2,039
Avg. Per Game	125.1	145.6
Total Rushes	502	537
NET YARDS PASSING	1,863	2,071
Avg. Per Game	133.1	147.9
Sacked/Yards Lost	52/421	45/359
Gross Yards	2,284	2,430
Att./Completions	383/183	380/167
Completion Pct.	47.8	43.9
Had Intercepted.	16	21
PUNT/AVERAGE	91/38.5	94/37.0
NET PUNTING AVG.	91/35.3	94/31.1
PENALTIES/YARDS	94/802	100/857
FUMBLES/LOST	26/14	27/12
TOUCHDOWNS	19	21
Rushing	4	8
Passing	15	12
Returns	0	1

SCORE BY PERIODS	1	2	3	4	OT	PTS
REDSKINS.....	64	42	33	57	0	196
Opponents.....	17	37	32	103	0	189

SCORING	TD-Ru	Pa-Rt	Pat	FG	S	TP
Moseley.....	0	0	0	19/19	21/37	0 82
Thomas.....	5	3	2	0/0	0/0	0 30
Fugett.....	5	0	5	0/0	0/0	0 30
Grant.....	3	0	3	0/0	0/0	0 18
Riggins.....	2	0	2	0/0	0/0	0 12
REDSKINS ..	19	4	15	0	19/19	21/37 0 196
Opponents ..	21	8	12	1	21/21	14/29 0 189

PASSING ..AttComp	Yds	Cmp%	Yds/Att	TD	
Kilmer.....	201	99	1,187	49.3	5.9
Theismann	182	84	1,097	46.2	6.0
REDSKINS..	383	183	2,284	47.8	5.9
Opponents	380	167	2,430	43.9	6.4

RUSHING	No.	Yds	Avg	Long	TD
Thomas.....	228	806	3.5	31	3
Harmon.....	94	310	3.3	21	0
Hill.....	69	257	3.7	34	0
REDSKINS ..	502	1,752	3.5	34	4
Opponents ..	537	2039	3.8	44	8

RECEIVING	No.	Yds	Avg	Long	TD
Fugett.....	36	631	17.5	52	5
Grant.....	34	480	14.1	59	3
Thomas.....	28	245	8.8	25	2
REDSKINS ..	183	2,284	12.5	59	15
Opponents ..	167	2,430	14.6	82	12

INTERCEPTIONS	No.	Yds	Avg	Long	TD
Houston.....	5	69	13.8	31	0
Lavender.....	4	36	9.0	31	0
Williams.....	4	25	6.3	25	0
REDSKINS ..	21	188	9.0	31	0
Opponents ..	16	296	18.5	45	1

PUNTING	No.	Yds	Avg	Net	TB	In	Lg	Bk
Bragg.....	91	3502	38.5	35.3	3	29	56	0
Opponents..	94	3476	37.0	31.1	5	12	75	0

PUNT RETURNS	Ret	FC	Yds	Avg	Lg	TD
Brown.....	57	8	452	7.9	43	0
Opponents..	50	7	228	4.6	50	0

KICKOFF RETURNS	No.	Yds	Avg	Lg	TD
Brown.....	34	852	25.1	46	0
REDSKINS ..	47	1,087	23.1	46	0
Opponents..	54	1,033	19.1	46	0

FIELD GOALS	1-19	20-29	30-39	40-49	50+
Moseley.....	1/1	3/3	4/5	9/22	4/6
Opponents...	0/0	6/7	2/8	5/11	1/3

NOTABLE Record: (Finish): 9-5 (2nd NFC East)

National Honors: TE Jean Fugett: UPI All-NFC Team, Pro Bowl; SS Ken Houston: NEA First Team All-Pro, All-NFL Team, UPI All-NFC Team, Pro Bowl; PR Eddie Brown: Pro Bowl.

Starters: Offense: WR Charley Taylor (7), LT Tim Stokes (14), LG Ron Saul (14), C Len Hauss (14), RG Terry Hermeling (12), RT George Starke (14), TE Jean Fugett (14), WR Frank Grant (14), QB Billy Kilmer (8), RB Mike Thomas (13), RB John Riggins (5), WR Danny Buggs (7), RG Dan Nugent (2), QB Joe Theismann (6), RB Calvin Hill (1), RB Clarence Harmon (9).

Defense: LE Ron McDole (14), LT Dave Butz (8), RT Diron Talbert (14), RE Dennis Johnson (11), LLB Brad Dusek (14), MLB Harold McLinton (14), RLB Mike Curtis (10), LCB Gerard Williams (11), RCB Joe Lavender (14), SS Ken Houston (14), FS Jake Scott (14), LT Bill Brundige (6), RE Karl Lorch (3), RLB Chris Hanburger (4), LCB Pat Fischer (3).

TD%	Int%	LongSack/Lost	Rating	
8	4.0	7 3.5	59 22/189	66.5
7	3.9	9 4.9	52 30/241	57.9
15	3.9	16 4.2	59 52/421	62.3
12	3.2	21 5.5	82 45/359	52.9

1978 **Won 8, Lost 8**

Head Coach - Jack Pardee

Sept. 3	W	16-14	at New England	55,037
Sept. 10	W	35-30	Philadelphia	54,380
Sept. 17	W	28-10	at St. Louis	49,282
Sept. 24	W	23-3	New York Jets	54,729
Oct. 2	W	9-5	Dallas	55,031
Oct. 8	W	21-19	at Detroit	60,555
Oct. 15	L	10-17	at Philadelphia	65,722
Oct. 22	L	6-17	at New York Giants	76,192
Oct. 29	W	38-20	San Francisco	53,706
Nov. 6	L	17-21	at Baltimore	57,631
Nov. 12	W	16-13	* New York Giants	53,271
Nov. 19	L	17-27	St. Louis	52,460
Nov. 23	L	10-37	at Dallas	64,905
Dec. 3	L	0-16	Miami	52,860
Dec. 10	L	17-20	at Atlanta	54,178
Dec. 16	L	10-14	Chicago	49,774

* overtime

	Redskins	Opponents
TOTAL FIRST DOWNS	261	283
Rushing	99	131
Passing	134	133
Penalty	28	19
TOTAL NET YARDS	4,648	4,914
Avg. Per Game	290.5	307.1
Total Plays	1,025	1,069
Avg. Per Play	4.5	4.6
NET YARDS RUSHING	2,083	2,536
Avg. Per Game	130.2	158.5
Total Rushes	536	625
NET YARDS PASSING	2,565	2,378
Avg. Per Game	160.3	148.6
Sacked/Yards Lost	46/413	35/323
Gross Yards	2,978	2,701
Att./Completions	443/212	409/197
Completion Pct.	47.9	48.2
Had Intercepted	21	22
PUNT/AVERAGE	103/39.4	104/37.3
NET PUNTING AVG.	33.9	30.8
PENALTIES/YARDS	117/999	85/796
FUMBLES/LOST	31/16	20/10
TOUCHDOWNS	31	30
Rushing	10	15
Passing	17	11
Returns	4	4

SCORE BY PERIODS	1	2	3	4	OT	PTS
REDSKINS	23	107	71	69	3	273
Opponents	81	61	66	75	0	283

SCORING	TD-Ru	Pa	Rt	Pat	FG	S	TP	
Moseley	0	0	0	30/31	19/30	0	87	
Fugett	7	0	7	0/0	0/0	0	42	
Riggins	5	5	0	0/0	0/0	0	30	
Thomas	5	3	2	0/0	0/0	0	30	
McDaniel	4	0	4	0/0	0/0	0	24	
REDSKINS	31	10	17	4	30/31	19/30	0	273
Opponents	30	15	11	4	29/30	24/34	1	283

PASSING	Att	Comp	Yds	Cmp%	Yds/Att	TD
Theismann	395	187	2,593	47.3	6.5	6.5
Kilmer	46	23	316	50.0	6.8	6.8
REDSKINS	439	212	2,978	48.0	6.8	6.8
Opponents	409	197	2,701	48.2	6.6	6.6

RUSHING	No.	Yds	Avg	Long	TD
Riggins	248	1,014	4.1	31	5
Thomas	160	534	3.3	26	3
Theismann	37	177	4.8	20	1
REDSKINS	536	2,083	3.9	47	10
Opponents	625	2,536	4.1	59	15

RECEIVING	No.	Yds	Avg	Long	TD
Buggs	36	575	16.0	63	2
Thomas	35	387	11.1	35	2
McDaniel	34	577	17.0	52	4
REDSKINS	212	2,978	14.0	63	17
Opponents	197	2,701	13.7	78	10

INTERCEPTIONS	No.	Yds	Avg	Long	TD
Scott	7	72	10.3	39	0
Williams	4	51	12.8	20	0
Parrish	4	21	5.3	23	0
REDSKINS	22	187	8.5	39	0
Opponents	21	480	22.9	59	1

PUNTING	No.	Yds	Avg	Net	TB	In	Lg	Blk
Bragg	103	4,056	39.4	33.9	10	23	56	1
Opponents	104	3,882	37.3	30.8	6	20	59	1

PUNT RETURNS	Ret	FC	Yds	Avg	Lg	TD
Green	42	13	443	10.5	80	1
REDSKINS	54	17	527	9.8	80	1
Opponents	49	24	328	6.7	73	2

KICKOFF RETURNS	No.	Yds	Avg	Lg	TD
Green	34	870	25.6	99	1
REDSKINS	58	1,352	23.3	99	1
Opponents	55	965	17.5	44	0

FIELD GOALS	1-19	20-29	30-39	40-49	50+
Moseley	0/0	4/4	5/7	8/13	2/6
Opponents	2/2	9/9	12/16	1/4	0/3

NOTABLE

Record (Finish): 8-8 (3rd NFC East)

National Honors: PR Tony Green: Pro Bowl; SS Ken Houston: Pro Bowl.

Starters: Offense: WR Frank Grant (6), LT Terry Hermeling (16), LG Ron Saul (15), C Bob Kuziel (16), RG Dan Nugent (16), RT George Starke (9), TE Reggie Haynes (4), WR Danny Buggs (11), QB Joe Theismann (14), HB Mike Thomas (13), FB John Riggins (15), WR John McDaniel (11), LG/RT Jim Harlan (1/1), RT Jeff Williams (6), Jean Fugett (12), QB Billy Kilmer (2), WR Ricky Thompson (4), RB Clarence Harmon (3), HB Benny Malone (1).

Defense: LE/RE Ron McDole (9/1), LT Dave Butz (16), RT Diron Talbert (12), RE Coy Bacon (14), LLB Brad Dusek (16), MLB Harold McLinton (15), RLB Chris Hanburger (16), LCB Lemar Parrish (11), RCB Joe Lavender (16), SS Ken Houston (16), FS Jake Scott (16), RT Perry Brooks (1), RT Perry Brooks (3), LE/RE Karl Lorch (7/1), MLB Mike Curtis (2), LCB Gerard Williams (5).

	TD%	Int	Int%	Long	Sack/Lost	Rating
13	3.3	18	4.6	63	42/391	60.7
4	8.7	3	6.5	50	4/22	74.3
17	3.9	21	4.8	63	46/413	63/8
10	2.4	22	5.4	78	35/323	55.3

1979 Won 10, Lost 6

		Head Coach - Jack Pardee		
Sept. 2	L	27-29	Houston	54,282
Sept. 9	W	27-24	at Detroit	54,991
Sept. 17	W	27-0	New York Giants	54,672
Sept. 23	W	17-7	at St. Louis	50,680
Sept. 30	W	16-7	at Atlanta	56,810
Oct. 7	L	17-28	at Philadelphia	69,142
Oct. 14	W	13-9	at Cleveland	63,323
Oct. 21	W	17-7	Philadelphia	54,442
Oct. 28	L	10-14	New Orleans	52,133
Nov. 4	L	7-38	at Pittsburgh	49,462
Nov. 11	W	30-28	St. Louis	50,868
Nov. 18	W	34-20	Dallas	55,031
Nov. 25	L	6-14	at New York Giants	72,641
Dec. 2	W	38-21	Green Bay	51,682
Dec. 9	W	28-14	Cincinnati	52,882
Dec. 16	L	34-35	at Dallas	62,867

	Redskins	Opponents
TOTAL FIRST DOWNS	297	320
Rushing	126	126
Passing	144	165
Penalty	27	29
TOTAL NET YARDS	4,904	5,142
Avg. Per Game	306.5	321.4
Total Plays	1,044	1,058
Avg. Per Play	4.7	4.9
NET YARDS RUSHING	2,328	2,150
Avg. Per Game	145.5	134.4
Total Rushes	609	541
NET YARDS PASSING	2,576	2,992
Avg. Per Game	161.0	187.0
Sacked/Yards Lost	34/263	47/347
Gross Yards	2,839	3,339
Att./Completions	401/235	470/234
Completion Pct.	58.6	49.8
Had Intercepted.	15	26
PUNT/AVERAGE	78/38.4	70/40.7
NET PUNTING AVG.	78/34.1	70/34.2
PENALTIES/YARDS	86/749	77/619
FUMBLES/LOST	21/10	34/21
TOUCHDOWNS	39	39
Rushing	17	21
Passing	20	18
Returns	2	0

SCORE BY PERIODS	1	2	3	4	OT	PTS
REDSKINS	61	130	57	100	0	348
Opponents	65	75	48	107	0	295

SCORING	TD-Ru-Pa-Rt	Pat	FG	S	TP
Moseley	0 0 0 0	39/39	25/33	0	114
Riggins	12 9 3 0	0/0	0/0	0	72
Harmon	5 0 5 0	0/0	0/0	0	30
REDSKINS ..	39 17 20	2 39/39	25/33	0	348
Opponents ..	39 21 18	0 37/39	8/17	0	295

RUSHING	No.	Yds	Avg	Long	TD
Riggins	260	1,153	4.4	66	9
Malone	176	472	2.7	14	3
Harmon	65	267	4.1	18	0
REDSKINS ..	609	2,328	3.8	66	17
Opponents ..	543	2,150	4.0	33	21

PASSING	Att/Comp	Yds	Cmp%	Yds/Att	TD
Theismann	395	233	2,797	59.0	7.1
REDSKINS	401	235	2,839	58.6	7.1
Opponents	470	234	3,339	49.8	7.1

RECEIVING	No.	Yds	Avg	Long	TD
Buggs	46	631	13.7	45	1
Harmon	32	434	13.6	40	5
Riggins	28	163	5.8	23	3
REDSKINS ..	235	2,839	12.1	62	20
Opponents ..	234	3,339	14.3	65	18

INTERCEPTIONS	No.	Yds	Avg	Long	TD
Parrish	9	65	7.2	23	0
Lavender	6	77	12.8	27	0
Murphy	3	29	9.7	16	0
REDSKINS ..	26	250	9.6	31	1
Opponents ..	15	82	5.5	28	0

PUNTING	No.	Yds	Avg	Net	TB	In	Lg	Bk
Bragg	78	2,998	38.4	34.1	10	12	74	0
Opponents ..	70	2,848	40.7	34.2	9	12	62	0

PUNT RETURNS	Ret	FC	Yds	Avg	Lg	TD
Hardeman ...	24	6	207	8.6	52	0
REDSKINS ..	33	13	271	8.2	52	0
Opponents ..	29	19	135	4.7	16	0

KICKOFF RETURNS	No.	Yds	Avg	Lg	TD
Hardeman ...	19	404	21.3	33	0
REDSKINS ..	55	1,145	20.8	38	0
Opponents ..	76	1,280	16.8	41	0

FIELD GOALS	1-19	20-29	30-39	40-49	50+
Moseley	2/2	5/5	8/9	9/14	1/3
Opponents ...	0/0	3/3	3/7	2/7	0/0

DEFENSIVE STATISTICS	T	S	A	FF	FR
Murphy	152	78	74	0	0
Olkewicz	140	84	56	0	0
Dusek	116	75	41	0	0

NOTABLE Record (Finish): 10-6 (3rd NFC East)

National Honors: CB Lemar Parrish: PFWA All-Pro Team, NEA All-Pro Team, AP All-Pro Team, All-NFL Team, UPI All-NFC Team, Pro Bowl; Ken Houston: UPI All-NFC Team, Pro Bowl; Mark Moseley: UPI All-NFC Team, Pro Bowl.

Starters: Offense: WR Danny Buggs (14), LT Terry Hermeling (16), LG Ron Saul (15), C Bob Kuziel (16), RG Jeff Williams (16), RT George Starke (16), TE Jean Fugett (6), WR Ricky Thompson (15), QB Joe Theismann (16), FB Clarence Harmon (1), FB John Riggins (15), HB Benny Malone (16), LG Fred Dean (1), TE Don Warren (10), WR John McDaniel (2), WR Chris DeFrance (1).

Defense: LE Joe Jones (3), LT Dave Butz (14), RT Diron Talbert (16), LE/RE Karl Lorch (13/2), LLB Brad Dusek (16), MLB Don Hoyer (7), RLB Rich Milot (7), LCB Lemar Parrish (16), RCB Joe Lavender (14), SS Ken Houston (13), FS Mark Murphy (16), RE Coy Bacon (14), LT Paul Smith (2), MLB Neal Olkewicz (9), RLB Pete Wysocki (9), RCB/SS Tony Peters (2/3).

TD%	Int	Int%	LongSack/Lost	Rating
20	5.1	13	3.3 62	34/263 84.0
20	5.0	15	3.7 62	34/263 81.7
18	3.8	26	5.5 65	47/349 62.9

1980 Won 6, Lost 10

Head Coach - Jack Pardee

Sept. 8	L	3-17	Dallas	55,045
Sept. 14	W	23-21	at New York Giants	73,343
Sept. 21	L	21-24	at Oakland	45,163
Sept. 28	L	0-14	Seattle	53,263
Oct. 5	L	14-24	at Philadelphia	69,044
Oct. 13	L	17-20	at Denver	74,657
Oct. 19	W	23-0	St. Louis	51,060
Oct. 26	W	22-14	New Orleans	51,375
Nov. 2	L	14-39	Minnesota	52,060
Nov. 9	L	21-35	at Chicago	57,159
Nov. 15	L	0-24	Philadelphia	51,897
Nov. 23	L	10-14	at Dallas	58,809
Nov. 30	L	6-10	at Atlanta	55,665
Dec. 7	W	40-17	San Diego	48,556
Dec. 13	W	16-13	New York Giants	44,443
Dec. 21	W	31-7	at St. Louis	35,942

Redskins Opponents

TOTAL FIRST DOWNS	279	298
Rushing	108	144
Passing	149	127
Penalty	22	27
TOTAL NET YARDS	4,854	4,695
Avg. Per Game	303.4	293.4
Total Plays	1,039	1,020
Avg. Per Play	4.7	4.6
NET YARDS RUSHING	2,016	2,524
Avg. Per Game	126.0	157.8
Total Rushes	517	585
NET YARDS PASSING	2,838	2,171
Avg. Per Game	177.4	135.7
Sacked/Yards Lost	36/333	43/333
Gross Yards	3171	2504
Att./Completions	486/284	392/187
Completion Pct.	58.4	47.7
Had Intercepted	18	33
PUNT/AVERAGE	85/39.2	84/40.7
NET PUNTING AVG.	85/33.4	84/33.3
PENALTIES/YARDS	114/1,008	87/666
FUMBLES/LOST	35/18	25/12
TOUCHDOWNS	30	36
Rushing	12	16
Passing	17	17
Returns	1	3

SCORE BY PERIODS	1	2	3	4	OT	PTS
REDSKINS.....	43	80	61	77	0	261
Opponents.....	80	101	34	78	0	293

SCORING	TD-Ru-Pa-Rt	Pat	FG	S	TP
Moseley.....	0 0 0 0	27/30	18/33	0	81
Harmon.....	8 4 4 0	0/0	0/0	0	48
Thompson...	5 0 5 0	0/0	0/0	0	30
REDSKINS ..	30 12 17	1	27/30	18/33	0 261
Opponents ..	36 16 17	3	36/36	13/16	0 293

RUSHING	No.	Yds	Avg	Long	TD
Jackson.....	176	708	4.0	55	3
Harmon.....	128	484	3.8	23	4
Hammond...	45	265	5.9	36	0
REDSKINS ..	517	2,016	3.9	55	12
Opponents ..	585	2,524	4.3	50	16

PASSING ..AttComp	Yds	Cmp%	Yds/Att	TD
Theismann 454	262	2,962	57.7	6.5
Kruczek.....	31	22	209	71.0
REDSKINS.	486	284	3,171	58.4
Opponents	392	187	2,504	47.7

RECEIVING	No.	Yds	Avg	Long	TD
Monk.....	58	797	13.7	54	3
Harmon.....	54	534	9.9	45	4
Warren.....	31	323	10.4	35	0
REDSKINS ..	284	3,171	11.2	54	17
Opponents..	187	2,504	13.4	54	17

INTERCEPTIONS	No.	Yds	Avg	Long	TD
Parrish.....	7	13	1.9	9	0
Lavender....	6	96	16.0	51	1
Murphy.....	6	58	9.7	28	0
REDSKINS ..	33	319	9.7	51	1
Opponents..	18	219	12.2	52	1

PUNTING	No.	Yds	Avg	Net	TB	In	Lg	Blk
Cornell.....	85	3,331	39.2	33.4	7	12	57	0
Opponents,	84	3,422	40.7	33.3	13	14	57	0

PUNT RETURNS	Ret	FC	Yds	Avg	Lg	TD
Nelms.....	48	5	487	10.1	64	0
REDSKINS..	48	5	487	10.1	64	0
Opponents..	52	14	351	6.8	52	0

KICKOFF RETURNS	No.	Yds	Avg	Lg	TD
Nelms.....	38	810	21.3	51	0
REDSKINS..	57	1,204	21.1	53	0
Opponents..	60	1,112	18.5	70	1

FIELD GOALS	1-19	20-29	30-39	40-49	50+
Moseley.....	0/0	3/4	5/6	7/12	3/11
Opponents...	1/1	5/5	5/5	0/3	1/2

DEFENSIVE STATISTICS	T	S	A
Player			
Murphy.....	186	93	93
Coleman.....	118	81	37
Peters.....	107	70	37

NOTABLE Record (Finish): 6-10 (3rd NFC East)

National Honors: PR Mike Nelms: Pro Bowl; CB Lemar Parrish: PFWA All-Pro Team, NEA All-Pro Team, All-NFL Team, All-NFC Team, Pro Bowl; WR Art Monk: All-Rookie Team.

Starters: Offense: WR John McDaniel (6), LT Terry Hermeling (11), LG Ron Saul (15), C Bob Kuziel (12), RG Jeff Williams (15), RT George Starke (13), TE Phil DuBois (1), WR Ricky Thompson (15), QB Joe Theismann (15), RB Buddy Hardeman (1), FB Clarence Harmon (14), WR Art Monk (11), LT/RT/RG Fred Dean (5/2/1), LG Dan Nugent (1), C Dan Peffer (4), RT Gary Anderson (1), TE Don Warren (12), TE Rick Walker (4), RB Wilbur Jackson (14), QB Mike Kruczek (1), RB Bobby Hammond (1), RB Ricky Claitt (1).

Defense: LE Karl Lorch (16), LT Dave Butz (16), RT Perry Brooks (4), RE Coy Bacon (16), LLB/RLB Monte Coleman (2/8), MLB Rich Milot (5), RLB Pete Wysocki (8), LCB Lemar Parrish (16), RCB Joe Lavender (16), SS Ken Houston (5), FS Mark Murphy (16), RT Diron Talbert (5), RT Paul Smith (7), LLB Brad Ousek (14), MLB Neal Olkewicz (11), SS Tony Peters (11).

TD%	Int	Int%	LongSack/Lost	Rating
17	3.7	16	3.5 54	31/280 75.1
0	0.0	2	6.5 41	5/51 62.2
17	3.5	18	3.7 54	36/333 75.1
17	4.3	33	8.4 54	43/333 47.8

1981

Won 8, Lost 8

Head Coach - Joe Gibbs

Sept. 6	L	10-26	Dallas	55,045
Sept. 13	L	7-17	New York Giants	53,343
Sept. 20	L	30-40	at St. Louis Cardinals	47,592
Sept. 27	L	13-36	at Philadelphia	70,664
Oct. 4	L	17-30	San Francisco	51,843
Oct. 11	W	24-7	at Chicago	57,683
Oct. 18	L	10-13	at Miami	47,367
Oct. 25	W	24-22	New England	50,394
Nov. 1	W	42-21	St. Louis	50,643
Nov. 8	W	33-31	Detroit	52,090
Nov. 15	W	30-27	* at New York Giants	63,133
Nov. 22	L	10-24	at Dallas	64,583
Nov. 29	L	14-21	at Buffalo	59,624
Dec. 6	W	15-13	Philadelphia	52,206
Dec. 13	W	38-14	Baltimore	49,706
Dec. 20	W	30-7	at Los Angeles Rams	52,224

* overtime

Redskins Opponents

TOTAL FIRST DOWNS	334	310
Rushing	136	133
Passing	173	152
Penalty	25	25
POSSESSION AVG.	31:23	28:37
TOTAL NET YARDS	5,623	5,206
Avg. Per Game	351.4	325.4
Total Plays	1,083	1,016
Avg. Per Play	5.2	5.1
NET YARDS RUSHING	2,157	2,161
Avg. Per Game	134.8	135.1
Total Rushes	532	532
NET YARDS PASSING	3,466	3,045
Avg. Per Game	216.6	190.3
Sacked/Yards Lost	30/277	32/265
Gross Yards	3,743	3,310
Att./Completions	525/307	452/214
Completion Pct.	58.5	47.3
Had Intercepted	22	24
PUNT/AVERAGE	73/40.0	80/41.6
NET PUNTING AVG.	33.4	32.8
PENALTIES/YARDS	98/940	107/916
FUMBLES/LOST	32/19	32/15
TOUCHDOWNS	42	43
Rushing	19	17
Passing	19	21
Returns	4	5

SCORE BY PERIODS	1	2	3	4	OT	PTS
REDSKINS	77	112	64	91	3	347
Opponents	64	110	61	114	0	349

SCORING TD-Ru-Pa-Rt	Pat	FG	S	TP				
Moseley	0	0	0	38/42	19/30	0	95	
Riggins	13	13	0	0/0	0/0	0	78	
Washington	7	4	3	0/0	0/0	0	42	
Monk	6	0	6	0/0	0/0	0	36	
REDSKINS	42	19	19	4	38/42	19/30	0	347
Opponents	43	17	21	5	38/43	17/24	1	349

RUSHING	No.	Yds	Avg	Long	TD
Washington	210	916	4.4	32	4
Riggins	195	714	3.7	24	13
Jackson	46	183	4.0	14	0
REDSKINS	532	2,157	4.1	32	19

PASSING ..AttComp	Yds	Cmp%	Yds/Att	TD	
Theismann	496	293	3,568	59.1	7.1
REDSKINS	525	307	3,743	58.5	7.1
Opponents	452	214	3,310	47.3	7.3

Opponents ..	532	2,161	4.1	51	17
RECEIVING	No.	Yds	Avg	Long	TD
Washington ..	70	558	8.0	29	3
Monk	56	894	16.0	79t	6
Metcalf	48	595	12.4	52	0
REDSKINS ..	307	3,743	12.2	79t	19
Opponents ..	214	3,310	15.5	58t	12t

INTERCEPTIONS	No.	Yds	Avg	Long	TD
Murphy	7	68	9.7	29	0
Lavender	4	52	13.0	30	0
Coleman	3	52	17.3	52t	1
REDSKINS ..	24	249	10.4	52t	2
Opponents ..	22	391	17.8	96	1

PUNTING	No.	Yds	Avg	Net	TB	In	Lg	Bk
Connell	73	2,923	40.0	33.4	5	13	57	0
Opponents ..	80	3,328	41.6	32.8	10	17	52	0

PUNT RETURNS	Ret	FC	Yds	Avg	Lg	TD
Nelms	45	1	492	10.9	75t	2
REDSKINS ..	49	4	507	10.3	75t	2
Opponents ..	50	12	388	7.8	50t	1

KICKOFF RETURNS	No.	Yds	Avg	Lg	TD
Nelms	37	1,099	29.7	84	0
REDSKINS ..	67	1,673	25.0	84	0
Opponents ..	69	1,275	18.5	43	0

FIELD GOALS	1-19	20-29	30-39	40-49	50+
Moseley	1/1	7/8	6/8	5/12	0/1
Opponents ..	1/1	9/10	2/5	4/5	1/3

DEFENSIVE STATISTICS

Player	T	S	A	FF	FR
Murphy	197	127	70	0	4
Olkewicz	188	127	61	0	0
Coleman	115	77	38	0	1

NOTABLE

Record (Finish): 8-8 (4th NFC East)

National Honors: KR Mike Nelms: Pro FFWA All-Pro Team, All-NFL Team, Pro Bowl; T Joe Jacoby: PFWA All-Rookie Team.

Starters: Offense: WR Ricky Thompson (5), LT Mark May (8), LG Russ Grimm (13), C Jeff Bostic (16), RG Melvin Jones (10), RT George Starke (13), TE Don Warren (16), WR Art Monk (16), QB Joe Theismann (16), RB Joe Washington (13), RB John Riggins (4), TE Richard Caster (1), HB Terry Metcalf (2), FB Wilbur Jackson (2), TE Rick Walker (14), LG/RT/LT Joe Jacoby (2/3/8), LG/RG Ron Saul (1/6), WR Virgil Seay (7).

Defense: LE Karl Lorch (10), LT Dave Butz (16), RT Perry Brooks (12), RE Coy Bacon (3), LLB/RLB Monte Coleman (6/5), MLB Neal Olkewicz (14), RLB/LLB Rich Milot (4/2), LCB Jerk White (8), RCB Joe Lavender (16), SS Tony Peters (16), FS Mark Murphy (16), LCB Lemar Parrish (8), LE/RE/RT Mat Mendenhall (6/4/1), RT Wilbur Young (3), RE Dexter Manley (9), LLB/RLB Brad Dusek (7/2), MLB Pete Cronan (2) RLB/LLB Mel Kaufman (5/1).

TD%	Int	Int%	Long	Sack/Lost	Rating	
19	3.8	20	4.0	79	28/259	77.3
19	3.6	22	4.2	79	30/277	75.1
21	4.6	24	5.3	58	32/265	65.3

1982 Won 8, Lost 1

Head Coach - Joe Gibbs

Sept. 12	W	37-34	* at Philadelphia	68,885
Sept. 19	W	21-13	at Buccaneers	86,187
Nov. 21	W	27-17	at New York Giants	70,766
Nov. 28	W	13-9	Philadelphia	48,313
Dec. 5	L	10-24	Dallas	54,633
Dec. 12	W	12-7	at St. Louis	35,308
Dec. 19	W	15-14	New York Giants	50,030
Dec. 26	W	27-10	at New Orleans	48,667
Jan. 2	W	28-0	St. Louis	52,554

DNP: (Home): Cleveland, Pittsburgh, San Francisco, Minnesota; (Away): Dallas, Houston, Cincinnati.

* overtime

Playoffs

Jan. 8	W	31-7	Detroit	55,045
Jan. 15	W	21-7	Minnesota	54,592
Jan. 22	W	31-17	Dallas	55,045

Super Bowl XVII, Pasadena, CA

Jan 30	W	27-17	Miami	103,667
--------	---	-------	-------	---------

	Redskins	Opponents
TOTAL FIRST DOWNS	165	150
Rushing	66	46
Passing	87	93
Penalty	12	11
TOTAL NET YARDS	2,985	2,560
Avg. Per Game	331.7	284.4
Total Plays	598	554
Avg. Per Play	5.0	4.6
NET YARDS RUSHING	1,140	946
Avg. Per Game	126.7	105.1
Total Rushes	315	247
NET YARDS PASSING	1,845	1,714
Avg. Per Game	205.0	190.4
Sacked/Yards Lost	30/223	32/256
Gross Yards	2,068	1,970
Att./Completions	253/162	275/146
Completion Pct.	64.0	53.1
Had Intercepted	9	11
PUNT/AVERAGE	52/37.3	56/40.1
NET PUNTING AVG.	33.3	33.2
PENALTIES/YARDS	46/404	52/572
FUMBLES/LOST	15/7	23/13
TOUCHDOWNS	19	16
Rushing	5	8
Passing	13	8
Returns	1	0

SCORE BY PERIODS	1	2	3	4	OT	PTS
REDSKINS.....	36	67	22	62	3	190
Opponents	17	33	43	35	0	128

SCORING	TD-Ru	Pa-Rt	Pat	FG	S	TP		
Moseley.....	0	0	0	16/19	20/21	0	76	
Brown.....	8	0	8	0/0	0/0	0	48	
Riggins.....	3	3	0	0/0	0/0	0	18	
REDSKINS..	19	5	13	1	16/19	20/21	0	190
Opponents..	16	8	8	0	14/16	6/9	0	128

RUSHING	No.	Yds	Avg	Long	TD
Riggins.....	177	553	3.1	19	3
Washington..	44	190	4.3	40	1
Harmon.....	38	168	4.4	20	1
REDSKINS..	315	1,140	3.6	40	5
Opponents..	247	946	3.8	64	8

PASSING ..AttComp	Yds	Cmp%	Yds/Att	TD
Theismann 252	161	2.033	63.9	8.1
REDSKINS. 253	162	2.068	64.0	8.2
Opponents 275	146	1.970	53.1	7.2

RECEIVING	No.	Yds	Avg	Long	TD
Monk.....	35	447	12.8	43	1
Brown.....	32	690	21.6	78t	8
Warren.....	27	310	11.5	29	0
REDSKINS..	162	2068	12.8	78t	13
Opponents.....	146	1,970	13.5	62	8

INTERCEPTIONS	No.	Yds	Avg	Long	TD
Dean.....	3	62	20.7	26	0
White.....	3	4	1.3	4	0
Murphy.....	2	0	0.0	0	0
REDSKINS..	11	85	7.7	26	0
Opponent....	9	68	7.6	15	0

PUNTING	No.	Yds	Avg	Net	TB	In	Lg	Blk
Hayes.....	51	1,937	38.0	33.3	5	10	58	1
REDSKINS. 52	1,937	37.3	33.3	5	10	58	1	
Opponents. 56	2,247	40.1	33.2	3	5	58	1	

PUNT RETURNS	Ret	FC	Yds	Avg	Lg	TD
Nelms.....	32	0	252	7.9	28	0
REDSKINS..	38	2	295	7.8	28	0
Opponents..	30	2	106	3.5	11	0

KICKOFF RETURNS	No.	Yds	Avg	Lg	TD
Nelms.....	23	557	24.2	58	0
REDSKINS..	30	649	21.6	58	0
Opponents..	41	728	17.8	33	0

FIELD GOALS	1-19	20-29	30-39	40-49	50+
Moseley.....	1/1	6/6	8/8	5/6	0/0
Opponents...	0/0	1/2	2/2	3/4	0/1

DEFENSIVE STATISTICS

Player	T	S	A	T/L	PD	FF	FR
Murphy	100	55	45	-	-	-	-
Olkewicz	88	55	33	-	-	-	-
Milot	73	41	32	-	-	-	-

NOTABLE

Record (Finish): 8-1 (Super Bowl XVII Champion)

National Honors: Coach Joe Gibbs: NFL Coach of the Year. WR Charlie Brown: Pro Bowl, All-Rookie Team. CB Vernon Dean: All-Rookie team. K Mark Moseley: Pro Bowl, PFWA All-Pro Team, NEA All-Pro Team, AP All-Pro Team, All-NFL Team. KR Mike Nelms: Pro Bowl, PFWA All-Pro Team, All-NFL Team, UPI All-NFC Team. SS Tony Peters: Pro Bowl, UPI All-NFC Team. QB Joe Theismann: Pro Bowl, UPI All-NFC Team.

Starters: Offense: WR Charlie Brown (9), LT Joe Jacoby (9), LG Russ Grimm (9), C Jeff Bostic (9), RG Mark May (9), RT George Starke (9), TE Don Warren (9), WR Art Monk (9), QB Joe Theismann (9), TE Michael Williams (1), FB John Riggins (8), TE Rick Walker (6), RB Joe Washington (1), RB Wilbur Jackson (1), WR Virgil Seay (1).

Defense: LE Mat Mendenhall (9), LT Dave Butz (9), RT Perry Brooks (5), RE Dexter Manley (4), LLB Monte Coleman (2), MLB Neal Olkewicz (9), RLB Rich Milot (9), LCB Jeris White (9), RCB Joe Lavender (1), SS Tony Peters (9), FS Mark Murphy (9), RT Darryl Grant (4), LLB Mel Kaufman (7), RCB Vernon Dean (8).

TD%	Int	Int%	LongSack/Lost	Rating		
13	5.2	9	3.6	78	30/223	91.3
13	5.1	9	3.6	78	30/223	91.5
8	2.9	11	4.0	62	32/256	69.3

1983 Won 14, Lost 2

		Head Coach - Joe Gibbs		
Sept. 5	L	30-31	Dallas	55,045
Sept. 11	W	23-13	at Philadelphia	69,542
Sept. 18	W	27-12	Kansas City	52,610
Sept. 25	W	27-17	at Seattle	60,718
Oct. 2	W	37-35	Los Angeles Raiders	54,016
Oct. 9	W	38-14	at St. Louis	42,698
Oct. 17	L	47-48	at Green Bay	55,255
Oct. 23	W	38-17	Detroit	53,189
Oct. 31	W	27-24	at San Diego	46,120
Nov. 6	W	45-7	St. Louis	51,380
Nov. 13	W	33-17	at New York Giants	71,482
Nov. 20	W	42-20	at Los Angeles Rams	63,081
Nov. 27	W	28-24	Philadelphia	54,329
Dec. 4	W	37-21	Atlanta Falcons	52,074
Dec. 11	W	31-10	at Dallas	65,074
Dec. 17	W	31-22	New York Giants	53,874

Playoffs

Jan. 1	W	51-7	Los Angeles Rams	55,363
Jan. 8	W	24-21	San Francisco	55,363

Super Bowl XVIII, Tampa, FL

Jan. 22	L	9-38	Los Angeles Raiders	72,920
---------	---	------	---------------------	--------

Redskins Opponents

	Redskins	Opponents
TOTAL FIRST DOWNS	353	290
Rushing	165	76
Passing	173	196
Penalty	15	18

POSSESSION AVG.	33:44	26:16
TOTAL NET YARDS	6,139	5,264
Avg. Per Game	383.7	329.0
Total Plays	1,127	969
Avg. Per Play	5.4	5.4

NET YARDS RUSHING	2,625	1,289
Avg. Per Game	164.1	80.6
Total Rushes	627	349

NET YARDS PASSING	3,514	3,975
Avg. Per Game	219.6	248.4
Sacked/Yards Lost	35/251	51/402
Gross Yards	3,765	4,377
Att./Completions	463/278	570/301
Completion Pct.	60.0	52.8
Had Intercepted	11	34

PUNT/AVERAGE	72/38.8	65/42.2
NET PUNTING AVG.	72/32.6	65/36.1
PENALTIES/YARDS	90/775	80/710
FUMBLES/LOST	13/7	46/27

TOUCHDOWNS	63	39
Rushing	30	9
Passing	29	28
Returns	4	2

SCORE BY PERIODS	1	2	3	4	OT	PTS
REDSKINS	127	153	129	132	0	541
Opponents	42	86	83	131	0	332

SCORING TD-Ru-Pa-Rt	Pat	FG	\$	TP				
Moseley	0	0	0	62/63	33/47	0	161	
Riggins	24	24	0	0/0	0/0	0	144	
Brown	8	0	8	0/0	0/0	0	48	
Washington	6	0	6	0/0	0/0	0	36	
REDSKINS	63	30	29	4	62/63	33/47	1	541
Opponents	39	9	28	2	38/39	20/28	0	332

RUSHING	No.	Yds	Avg	Long	TD
Riggins	375	1,347	3.6	44	24
Washington	145	772	5.3	41	0
REDSKINS	629	2,625	4.2	48	30
Opponents	349	1,289	3.7	77	9

PASSING	Att	Comp	Yds	Cmp%	Yds/Att	TD
Theismann	459	276	3714	60.1	8.1	8.1
REDSKINS	463	278	3,765	60.0	8.1	8.1
Opponents	570	301	4,377	52.8	7.7	7.7

RECEIVING	No.	Yds	Avg	Long	TD
Brown	78	1,225	15.7	75t	8
Monk	47	746	15.9	43t	5
Washington	47	454	9.7	67	6
REDSKINS	278	3,765	13.5	84	29
Opponents	301	4,377	14.5	99t	28

INTERCEPTIONS	No.	Yds	Avg	Long	TD
Murphy	9	127	14.1	48	0
Dean	5	54	10.8	26	0
REDSKINS	34	447	13.1	70t	1
Opponents	11	90	8.2	33	0

PUNTING	No.	Yds	Avg	Net	TB	In	Lg	Bk
Hayes	72	2,796	38.8	32.6	2	29	56	0
Opponents	65	2,744	42.2	36.1	1	5	60	1

PUNT RETURNS	Ret	FC	Yds	Avg	Lg	TD
Nelms	38	1	289	7.6	35	0
REDSKINS	49	6	377	7.7	42	0
Opponents	41	11	407	9.9	97t	1

KICKOFF RETURNS	No.	Yds	Avg	Lg	TD
Nelms	35	802	22.0	41	0
REDSKINS	62	1,306	20.7	58	0
Opponents	91	1,772	19.5	57	0

FIELD GOALS	1-19	20-29	30-39	40-49	50+
Moseley	1/1	10/10	14/19	7/14	1/3
Opponents	1/1	8/8	5/7	4/10	2/2

DEFENSIVE STATISTICS

Player	T	S	A	FF	FR
Olkewicz	144	78	66	2	2
Murphy	132	71	61	2	0
Milot	111	67	44	0	0

NOTABLE

Record (Finish): 14-2 (NFC Champions)

National Honors: QB Joe Theismann: AP NFL MVP, Offensive Player-of-the-Year, Pro Bowl Player of the Game, All-NFL Team; RB John Riggins: Maxwell Club Player of the Year, AP All-Pro, All-NFL Team; C Jeff Bostic: UPI All-NFC, Pro Bowl; WR Charlie Brown: Pro Bowl; DT Dave Butz: AP All-Pro, All-NFL, Pro Bowl; G Russ Grimm: AP All-Pro, All-NFL, UPI All-NFC, Pro Bowl; T Joe Jacoby: AP All-Pro, All-NFL, UPI All-NFC, Pro Bowl; FS Mark Murphy: AP All-Pro, All-NFL, UPI All-NFC, Pro Bowl; CB Darrell Green: PFWA All-Rookie; KR Mike Nelms: AP All-Pro, All-NFL; Coach Joe Gibbs: PFWA NFC Coach of the Year, *The Sporting News* Coach of the Year, *Pro Football Weekly* Coach of the Year, *College and Pro Football Newsweekly* Coach of the Year, *Football Digest* Coach of the Year.

Starters: Offense: WR Charlie Brown (13), TE Rick Walker (16), LT Joe Jacoby (16), LG Russ Grimm (16), C Jeff Bostic (16), RG Mark May (15), RT George Starke (16), TE Don Warren (13), WR Alvin Garrett (6), QB Joe Theismann (16), RB John Riggins (15), TE Clint Didier (2), RG Ken Huff (1), WR Art Monk (11), WR Virgil Seay (3), RB Joe Washington (1).

Defense: LE Todd Liebenstein (15), LT Dave Butz (16), RT Darryl Grant (16), RE Dexter Manley (16), LLB Mel Kaufman (16), MLB Neal Olkewicz (16), RLB Rich Milot (16), LCB Darrell Green (16), RCB Vernon Dean (13), SS Curtis Jordan (11), FS Mark Murphy (15), SS Ken Coffey (5), LE Charles Mann (1), RCB Anthony Washington (3), FS Greg Williams (1).

TD%	Int	Int%	Long	Sack/Lost	Rating	
29	6.3	11	2.4	84	34/242	97.0
29	6.3	11	2.4	84	35/251	97.0
28	4.9	34	6.0	99t	51/402	69.4

1984

Won 11, Lost 5

Head Coach - Joe Gibbs

Sept. 2	L	17-35	Miami	53,683
Sept. 10	L	31-37	at San Francisco	59,707
Sept. 16	W	30-14	New York Giants	52,997
Sept. 23	W	26-10	at New England	60,503
Sept. 30	W	20-0	Philadelphia	53,064
Oct. 7	W	35-7	at Indianapolis	60,012
Oct. 14	W	34-14	Dallas	55,431
Oct. 21	L	24-26	at St. Louis	50,262
Oct. 28	L	13-37	at New York Giants	76,192
Nov. 5	W	27-14	Atlanta	51,301
Nov. 11	W	28-14	Detroit	50,212
Nov. 18	L	10-16	at Philadelphia	63,117
Nov. 25	W	41-14	Buffalo	51,513
Nov. 29	W	31-17	at Minnesota	55,017
Dec. 9	W	30-28	at Dallas	64,286
Dec. 16	W	29-27	St. Louis	54,299
Playoffs				
Dec. 30	L	19-23	Chicago	55,431

Redskins Opponents

TOTAL FIRST DOWNS	339	307
Rushing	154	91
Passing	164	194
Penalty	21	22
POSSESSION AVG.	30:36	29:34
TOTAL NET YARDS	5,350	5,361
Avg. Per Game	334.4	335.1
Total Plays	1,121	1,030
Avg. Per Play	4.8	5.2
NET YARDS RUSHING	2,274	1,589
Avg. Per Game	142.1	99.3
Total Rushes	588	390
NET YARDS PASSING	3,076	3,772
Avg. Per Game	192.3	235.8
Sacked/Yards Lost	48/341	66/529
Gross Yards	3,417	4,301
Att./Completions	485/286	575/318
Completion Pct.	59.0	55.3
Had Intercepted	13	21
PUNT/AVERAGE	73/38.8	78/39.9
NET PUNTING AVG.	34.9	32.1
PENALTIES/YARDS	80/719	84/803
FUMBLES/LOST	33/15	32/22
TOUCHDOWNS	51	39
Rushing	20	13
Passing	24	25
Returns	7	1

SCORE BY PERIODS	1	2	3	4	OTPTS
REDSKINS	89	144	108	85	0 426
Opponents	73	70	107	60	0 310

SCORING	TD	Ru	Pa	Rt	Pat	FG	S	TP
Moseley	0	0	0	0	48/51	24/31	0	120
Riggins	14	0	0	0	0/0	0/0	0	84
Monk	7	0	7	0	0/0	0/0	0	42
REDSKINS	51	20	24	7	48/51	24/31	0	426
Opponents	39	13	25	1	37/39	13/20	0	310

RUSHING	No.	Yds	Avg	Long	TD
Riggins	327	1,239	3.8	24	14
Griffin	97	408	4.2	31	0
REDSKINS	588	2,274	3.9	31	20
Opponents	390	1,589	4.1	39	13

PASSING	Att	Comp	Yds	Cmp%	Yds/Att	TD
Theismann	477	283	3,391	59.3	7.1	7
REDSKINS	485	286	3,417	59.0	7.1	7
Opponents	575	318	4,301	55.3	7.5	7

RECEIVING	No.	Yds	Avg	Long	TD
Monk	106	1,372	12.9	72	7
Muhammad	42	729	17.4	80t	4
Didier	30	350	11.7	44	5
REDSKINS	286	3,417	11.9	80t	24
Opponents	318	4,301	13.5	83t	25

INTERCEPTIONS	No.	Yds	Avg	Long	TD
Dean	7	114	16.3	36t	2
Green	5	101	20.2	50	1
Milot	3	42	14.0	25	0
REDSKINS	21	401	19.1	50	4
Opponents	13	159	12.2	40	0

PUNTING	No.	Yds	Avg	Net	TB	In	Lg	Blk
Hayes	72	2834	39.4	34.9	5	13	59	1
REDSKINS	73	2834	38.8	34.9	5	13	59	1
Opponents	78	3114	39.9	32.1	7	16	64	1

PUNT RETURNS	Ret	FC	Yds	Avg	Lg	TD
Nelms	49	1	428	8.7	46	0
REDSKINS	55	2	474	8.6	46	0
Opponents	38	16	187	4.9	14	0

KICKOFF RETURNS	No.	Yds	Avg	Lg	TD
Nelms	42	860	20.1	36	0
REDSKINS	60	1,174	19.6	31	0
Opponents	73	1,404	19.2	89t	1

FIELD GOALS	1-19	20-29	30-39	40-49	50+
Moseley	1/1	9/10	12/13	1/5	1/2
Opponents	2/2	3/3	5/7	3/6	0/2

DEFENSIVE STATISTICS

Player	T	S	A	T/L	PD	FF	FR
Olkewicz	149	86	63	-	-	10	2
Jordan	144	79	65	-	-	1	1
Milot	112	68	44	-	-	0	0

NOTABLE

Record (Finish): 11-5 (1st NFC East)

National Honors: CB Darrell Green: Pro Bowl, G Russ Grimm: Pro Bowl, PFWA All-Pro Team, NEA All-Pro Team, AP All-Pro Team, All-NFL Team, UPI All-NFC Team. T Joe Jacoby: Pro Bowl, PFWA All-Pro Team, AP All-Pro Team, All-NFL Team, UPI All-NFC Team. WR Art Monk: Pro Bowl, PFWA All-Pro Team, Associated Press All-Pro Team, All NFL Team, UPI All-NFC Team.

Starters: Offense: WR Charlie Brown (4), TE Rick Walker (14), LT Joe Jacoby (16), LG Russ Grimm (16), C Jeff Bostic (8), RG/RT Mark May (7/9), RT George Starke (7), TE Don Warren (16), WR Art Monk (16), QB Joe Theismann (16), RB John Riggins (14), TE Clint Didier (2), RG Ken Huff (9), RB Keith Griffin (2), WR Virgil Seay (2), WR Calvin Muhammad (8), WR Mark McGrath (2), C Rick Donnalley (8).

Defense: LE Todd Liebenstein (1), LT Dave Butz (15), RT Perry Brooks (1), RE Dexter Manley (14), LLB Mel Kaufman (15), MLB Neal Olkewicz (16), RLB Rich Milot (12), LCB Darrell Green (16), RCB Anthony Washington (2), SS Tony Peters (6), FS Mark Murphy (2), LE Charles Mann (15), LT/RE Tom Beasley (1/2), RT Darryl Grant (15), LLB/RLB Monte Coleman (1/4), RCB Vernon Dean (14), SS Ken Coffey (10), FS Curtis Jordan (14).

TD%	Int	Int%	Long	Sack/Lost	Rating
24	5.0	13	2.7	80	48/341 86.5
24	4.9	13	2.7	80	48/341 85.7
25	4.3	21	3.7	83	66/529 78.2

1985

Won 10, Lost 6

Head Coach - Joe Gibbs

Sept. 9	L	14-44	at Dallas	62,292
Sept. 15	W	16-13	Houston	53,553
Sept. 22	L	6-19	Philadelphia	53,748
Sept. 29	L	10-45	at Chicago	63,708
Oct. 7	W	27-10	St. Louis	53,134
Oct. 13	W	24-3	Detroit	52,845
Oct. 20	L	3-17	at New York Giants	74,389
Oct. 27	W	14-7	at Cleveland	78,540
Nov. 3	W	44-10	at Atlanta	42,209
Nov. 10	L	7-13	Dallas	55,750
Nov. 18	W	23-21	New York	53,371
Nov. 24	W	30-23	at Pittsburgh	59,293
Dec. 1	L	8-35	San Francisco	51,321
Dec. 8	W	17-12	at Philadelphia	60,737
Dec. 15	W	27-24	Cincinnati	50,544
Dec. 21	W	27-16	at St. Louis	28,090

Redskins Opponents

TOTAL FIRST DOWNS	319	244
Rushing	147	94
Passing	157	134
Penalty	15	16

POSSESSION AVG. 33:17 26:43

TOTAL NET YARDS	5,338	4,480
Avg. Per Game	333.6	280.0
Total Plays	1,135	941
Avg. Per Play	4.7	4.8

NET YARDS RUSHING 2,523 1,734

Avg. Per Game	157.7	108.4
Total Rushes	571	424

NET YARDS PASSING 2,815 2,746

Avg. Per Game	175.9	171.6
Sacked/Yards Lost	52/428	52/378
Gross Yards	3,243	3,124
Att./Completions	512/280	465/239
Completion Pct.	54.7	51.4
Had Intercepted.	21	23

PUNT/AVERAGE 73/40.7 85/43.8

NET PUNTING AVG. 73/32.4 85/36.0

PENALTIES/YARDS 74/596 89/699

FUMBLES/LOST 27/19 28/11

TOUCHDOWNS	33	35
Rushing	20	11
Passing	13	19
Returns	0	5

SCORE BY PERIODS 1 2 3 4 OT PTS

REDSKINS	81	105	44	67	0	297
Opponents	59	107	78	68	0	312

SCORING TD-Ru-Pa-Rt Pat FG S TP

Moseley	0	0	0	0	31/33	22/34	0	97
Riggins	8	8	0	0	0/0	0/0	0	48
Rogers	7	7	0	0	0/0	0/0	0	42
Clark	5	0	5	0	0/0	0/0	0	30
REDSKINS ..	33	20	13	0	31/33	22/35	1	297
Opponents ..	35	11	19	5	34/35	22/28	1	312

RUSHING No. Yds Avg Long TD

Rogers	231	1,093	4.7	35	7
Riggins	176	677	3.8	51	8
Griffin	102	473	4.6	66t	3
REDSKINS ..	571	2,523	4.4	66t	20
Opponents ..	424	1,734	4.1	64	11

PASSING .AttComp Yds Cmp% Yds/Att TD

Theismann.	301	167	1774	55.5	5.9
Schroeder	209	112	1458	53.6	
73.8					
REDSKINS.	512	280	3,243	54.7	6.3
Opponents	465	239	3,124	51.4	6.7

RECEIVING No. Yds Avg Long TD

Monk	91	1,226	13.5	53	2
Clark	72	926	12.9	55	5
Didier	41	433	10.6	29	4
REDSKINS ..	280	3,243	11.6	55	13
Opponents ..	239	3,124	13.1	69	19

INTERCEPTIONS No. Yds Avg Long TD

Jordan	5	88	17.6	36	0
Dean	5	8	1.6	8	0
Kaufman	3	10	3.3	10	0
REDSKINS ..	23	220	9.6	36	0
Opponents ..	21	215	10.2	90	2

PUNTING No. Yds Avg Net TB In Lg Blk

Cox	52	2,175	41.8	32.4	13	15	57	0
REDSKINS ..	73	2,973	40.7	32.4	16	19	57	0
Opponents ..	85	3,723	43.8	36.0	8	24	68	1

PUNT RETURNS Ret FC Yds Avg Lg TD

Jenkins	26	9	272	10.5	28	0
REDSKINS ..	47	11	508	10.7	37	0
Opponents ..	32	11	285	8.9	56	0

KICKOFF RETURNS No. Yds Avg Lg TD

Jenkins	41	1,018	24.8	95	0
REDSKINS ..	60	1,349	22.5	95	0
Opponents ..	53	1,186	22.4	99t	2

FIELD GOALS 1-19 20-29 30-39 40-49 50+

Moseley	0/0	7/8	8/13	7/12	0/1
Opponents ..	0/0	5/5	9/11	7/9	1/3

DEFENSIVE STATISTICS

Player	T	S	A	FF	FR
Jordan	178	104	73	1	2
Olkewicz	174	105	69	4	1
Milot	145	89	56	0	0

NOTABLE

Record (Finish): 10-6 (3rd NFC East)

Notable Honors: G Russ Grimm: PFWA All-Pro, NEA All-NFL, AP All-Pro, All-NFL, UPI All-NFC, Pro Bowl; WR Art Monk: UPI All-NFC, Pro Bowl; T Joe Jacoby: Pro Bowl; CB Raphael Cherry: PFWA All-Rookie.

Starters: Offense: WR Calvin Muhammad (5),

WR Malcolm Barnwell (2), LT Joe Jacoby (11), LG/LT Russ Grimm (14/2), C Rick Donnalley (12), RG Ken Huff (15), RT Mark May (16), TE Don Warren (16), WR Art Monk (14), QB Joe Theismann (11), RB John Riggins (11), C/LG Jeff Bostic (4/2), WR Gary Clark (10), TE Clint Didier (14), TE Anthony Jones (2), LT Dan McQuaid (3), RB George Rogers (5), QB Jay Schroeder (5), RB Otis Wonsley (1), RG/RC Thielemann (1).

Defense: LE Charles Mann (16), LT Dave Butz

(16), RT Darryl Grant (8), RE Dexter Manley (16), LLB Mel Kaufman (15), MLB Neal Olkewicz (16), RLB Rich Milot (16), LCB Darrell Green (16), RCB Vernon Dean (16), SS Tony Peters (10), FS Curtis Jordan (16), SS Raphael Cherry (6), LLB Monte Coleman (1), RT Dean Hamel (8).

TD%	Int	Int%	LongSack/Lost	Rating
8	2.7	16	5.3 55	37/314 59.6
6.9	5	2.4	5 2.4	53 15/114
13	2.5	21	4.1 55	52/428 65.3
19	4.1	23	4.9 69	52/378 66.2

1986 Won 12, Lost 4

Head Coach - Joe Gibbs

Sept. 7	W	41-14	Philadelphia	53,982
Sept. 14	W	10-6	LA Raiders	55,235
Sept. 21	W	30-27	at San Diego	57,853
Sept. 28	W	19-14	Seattle	54,157
Oct. 5	W	14-6	at New Orleans	57,378
Oct. 12	L	6-30	at Dallas	63,264
Oct. 19	W	28-21	St. Louis	53,494
Oct. 27	L	20-27	at New York Giants	75,923
Nov. 2	W	44-38	• Minnesota	51,928
Nov. 9	W	16-7	at Green Bay	47,728
Nov. 17	W	14-6	San Francisco	54,774
Nov. 23	W	41-14	Dallas	55,642
Nov. 30	W	20-17	at St. Louis	35,637
Dec. 7	L	14-24	New York Giants	55,642
Dec. 13	L	30-31	at Denver	75,905
Dec. 21	W	21-14	at Philadelphia	61,816

Playoffs

Dec. 28	W	19-7	Los Angeles Rams	54,180
Jan. 3	W	27-13	at Chicago	65,141
Jan. 11	L	0-17	at New York Giants	76,633

	Redskins	Opponents
TOTAL FIRST DOWNS	312	316
Rushing	112	103
Passing	177	181
Penalty	23	32
POSSESSION AVG.	29:56	30:04
TOTAL NET YARDS	5,601	5,297
Avg. Per Game	350.1	331.1
Total Plays	1,044	1,046
Avg. Per Play	5.4	5.1
NET YARDS RUSHING	1,732	1,805
Avg. Per Game	108.3	112.8
NET YARDS PASSING	3,869	3,492
Avg. Per Game	241.8	218.3
Sacked/Yards Lost	28/240	55/424
Gross Yards	4,109	3,916
Att./Completions	542/276	532/302
Completion Pct.	50.9	56.8
Had Intercepted	22	19
PUNT/AVERAGE	75/43.6	95/41.3
NET PUNTING AVG.	36.4	33.8
PENALTIES/YARDS	94/860	115/1026
FUMBLES/LOST	29/10	21/9
TOUCHDOWNS	46	35
Rushing	23	14
Passing	22	21
Returns	1	0

SCORE BY PERIODS	1	2	3	4	OT	PTS
REDSKINS	79	101	92	90	6	368
Opponents	82	77	68	69	0	296

SCORING	TD-Ru-Pa-Ri	Pat	FG	S	TP
Rogers	18 18 0 0	0/0	0/0	0	108
Zendejas	0 0 0 0	23/28	9/14	0	50
Bryant	7 4 3 0	0/0	0/0	0	42
Clark	7 0 7 0	0/0	0/0	0	42
REDSKINS	46 23 22 1	38/45	18/32	0	368
Opponents	35 14 21 0	35/35	17/24	0	296

RUSHING	No.	Yds	Avg	Long	TD
Rogers	303	1,203	4.0	42	18
Bryant	69	258	3.7	22t	4

PASSING	Att/Comp	Yds	Cmp%	Yds/Att	TD
Schroeder	541	276	41.09	51.0	7.6
REDSKINS	542	276	41.09	50.9	7.6
Opponents	532	302	3.916	56.8	7.4

Griffin	62	197	3.2	12	0
REDSKINS	474	1,732	3.7	42	23
Opponents	459	1,805	3.9	39	14

RECEIVING	No.	Yds	Avg	Long	TD
Clark	74	1,265	17.1	55	7
Monk	73	1,068	14.6	69	4
Bryant	43	449	10.4	40	3
REDSKINS	276	4,109	14.9	71t	22
Opponents	302	3,916	13.0	76t	21

INTERCEPTIONS	No.	Yds	Avg	Long	TD
Green	5	9	1.8	7	0
Jordan	3	46	15.3	20	0
REDSKINS	19	126	6.6	31	0
Opponents	22	186	8.5	35	0

PUNTING	No.	Yds	Avg	Net	TB	In	Lg	Blk
Cox	75	3,271	43.6	36.4	16	21	58	0
Opponents	95	3,923	41.3	33.8	8	22	55	0

PUNT RETURNS	Ret	FC	Yds	Avg	Lg	TD
Jenkins	28	11	270	9.6	39	0
REDSKINS	51	20	550	10.8	44	0
Opponents	36	10	220	6.1	24	0

KICKOFF RETURNS	No.	Yds	Avg	Lg	TD
Jenkins	27	554	20.5	37	0
REDSKINS	60	1,175	19.6	37	0
Opponents	50	1,005	20.1	59	0

FIELD GOALS	1-19	20-29	30-39	40-49	50+
Zendejas	0/0	5/5	2/3	2/4	0/0
Moseley	1/1	3/4	1/2	1/5	0/0
REDSKINS	1/1	8/9	3/5	4/10	2/7
Opponents	0/0	4/5	9/11	3/6	1/2

DEFENSIVE STATISTICS	Player	T	S	A	T/L	PD	FF	FR
Olkewicz	183	98	67	18	0	1	2	
Jordan	173	112	60	1	1	0	0	
Milot	134	88	44	2	1	2	1	

NOTABLE Record (Finish): 12-4, 2-1 postseason; (2nd NFC East)

National Honors: FS Todd Bowles: UPI All-Rookie. WR Gary Clark: Pro Bowl, UPI All-NFC. CB Darrell Green: Pro Bowl, All-NFL, G Russ Grimm: Pro Bowl, All-NFL, UPI All-NFC. T Joe Jacoby: Pro Bowl. DE Dexter Manley: Pro Bowl, AP All-Pro, All-NFL, UPI All-NFC. WR Art Monk: Pro Bowl. QB Jay Schroeder: Pro Bowl. SS Alvin Walton: UPI All-Rookie. K Max Zendejas: UPI All-Rookie.

Starters: Offense: WR Art Monk (16), TE Don Warren (16), LT Joe Jacoby (16), LG Russ Grimm (14), C Jeff Bostic (16), RG RC Thielemann (13), RT Mark May (16), TE Clint Didier (11), WR Gary Clark (15), QB Jay Schroeder (16), RB George Rogers (15), RG/LG Raleigh McKenzie (3/2), WR Ricky Sanders (3), WR Derek Holloway (1), TE Anthony Jones (1), HB Terry Orr (1), RB Keith Griffin (1)

Defense: LE Charles Mann (15), LT Dave Butz (16), RT Dean Hamel (8), RE Dexter Manley (16), LLB Mel Kaufman (2), MLB Neal Olkewicz (16), RLB Rich Milot (15), LCB Darrell Green (15), RCB Vernon Dean (8), SS Ken Coffey (9), FS Curtis Jordan (16), RT Darryl Grant (8) LE/RT Steve Hamilton (1/1), LLB Monte Coleman (4), LLB Calvin Daniels (10), LCB/RCB/SS Tim Morrison (1/3/1), RCB Barry Wilburn (5), SS Alvin Walton (4), SS Todd Bowles (2).

TD%	Int	Int%	LongSack/Lost	Rating		
22	4.1	22	4.1	71	28/240	72.9
22	4.1	22	4.1	71	28/240	72.7
21	3.9	19	3.6	76	55/424	78.3

1987

Won 11, Lost 4

Head Coach - Joe Gibbs

Sept. 13	W	34-24	Philadelphia	52,188
Sept. 20	L	20-21	at Atlanta	50,882
Sept. 27	Cancelled		New England	
Oct. 4	W	28-21	St. Louis	27,728
Oct. 11	W	38-12	at New York Giants	9,123
Oct. 19	W	13-7	at Dallas	60,415
Oct. 25	W	17-16	New York Jets	53,497
Nov. 1	W	27-7	at Buffalo	71,640
Nov. 8	L	27-31	at Philadelphia	63,609
Nov. 15	W	20-13	Detroit	53,593
Nov. 23	L	26-30	Los Angeles Rams	53,614
Nov. 29	W	23-19	New York Giants	45,815
Dec. 6	W	34-17	at St. Louis	31,324
Dec. 13	W	24-20	Dallas	54,882
Dec. 20	L	21-23	at Miami	65,715
Dec. 26	W	27-24	* at Minnesota	59,160

* overtime

Playoffs

Jan. 10	W	21-17	at Chicago	65,268
Jan. 17	W	17-10	Minnesota	55,212

Super Bowl XXII, San Diego, CA

Jan. 31	W	42-10	Denver	73,302
---------	---	-------	--------	--------

Redskins Opponents

TOTAL FIRST DOWNS	301	296
Rushing	119	104
Passing	153	177
Penalty	29	15
POSSESSION AVG.	30:30	29:30
TOTAL NET YARDS	5,597	5,022
Avg. Per Game	373.1	334.8
Total Plays	1,005	1,021
Avg. Per Play	5.6	4.9
NET YARDS RUSHING	2,102	1,679
Avg. Per Game	140.1	111.9
Total Rushes	500	441
NET YARDS PASSING	3,495	3,343
Avg. Per Game	233.0	222.9
Sacked/Yards Lost	27/223	53/424
Gross Yards	3,718	3,767
Att./Completions	478/247	527/276
Completion Pct.	51.7	52.4
Had Intercepted	18	23
PUNT/AVERAGE	78/39.1	91/39.2
NET PUNTING AVG.	78/34.1	91/31.4
PENALTIES/YARDS	82/691	97/801
FUMBLES/LOST	26/19	22/11
TOUCHDOWNS	47	33
Rushing	18	10
Passing	27	19
Returns	2	4

SCORE BY PERIODS	1	2	3	4	OT	PTS
REDSKINS	66	118	108	84	3	379
Opponents	54	68	94	69	0	285

SCORING	TD-Ru	Pa	Pat	FG	\$	TP		
Haji-Sheikh	0	0	0	0	29/32	13/19	0	68
Clark	7	0	7	0	0/0	0/0	0	42
REDSKINS	47	18	27	2	43/47	18/29	0	379
Opponents	33	10	19	4	30/33	19/28	0	285

RUSHING	No.	Yds	Avg	Long	TD
Rogers	163	613	3.8	29	6
Bryant	77	406	5.3	28	1
REDSKINS	500	2,102	4.2	31	18
Opponents	441	1,679	3.8	45	10

PASSING	Att/Comp	Yds	Cmp%	Yds/Att	TD
Schroeder	267	129	1878	48.3	7.0
D. Williams	143	81	1156	56.6	8.1
REDSKINS	478	247	3,718	51.7	7.8
Opponents	527	276	3,767	52.4	7.1

RECEIVING	No.	Yds	Avg	Long	TD
Clark	56	1,066	19.0	841	7
Bryant	43	490	11.4	39	5
REDSKINS	247	3,718	15.1	88	27
Opponents	276	3,767	13.6	59t	19

INTERCEPTIONS	No.	Yds	Avg	Long	TD
Wilburn	9	135	15.0	100t	1
Bowles	4	24	6.0	24	0
REDSKINS	23	329	14.3	100t	1
Opponents	18	193	10.7	60t	1

PUNTING	No.	Yds	Avg	Net	TB	In	Lg	Bk
Cox	63	2,571	40.8	35.0	7	14	77	1
REDSKINS	78	3,053	39.1	34.1	8	19	77	1
Opponents	91	3,569	39.2	31.4	5	11	62	0

PUNT RETURNS	Ret	FC	Yds	Avg	Lg	TD
Yarber	37	9	273	7.4	33	0
REDSKINS	56	10	615	11.0	73	0
Opponents	37	11	231	6.2	45	0

KICKOFF RETURNS	No.	Yds	Avg	Lg	TD
Griffin	25	478	19.1	54	0
REDSKINS	59	1,139	19.3	54	0
Opponents	63	1,352	21.5	95t	1

FIELD GOALS	1-19	20-29	30-39	40-49	50+
Haji-Sheikh	0/0	5/5	6/10	2/4	0/0
REDSKINS	1/1	7/7	7/12	3/8	0/1
Opponents	0/0	6/7	5/7	8/11	0/3

DEFENSIVE STATISTICS

Player	T	S	A	T/L	PD	FF	FR
Walton	148	91	46	11	3	2	1
Bowles	108	70	36	2	4	0	1
Coleman	107	63	34	10	0	1	0

NOTABLE

Record (Finish): 11-4 (Super Bowl XXII Champions)

National Honors: WR Gary Clark: AP All-Pro, All-NFL, Pro Bowl; CB Barry Wilburn: AP All-Pro, All-NFL Team, UPI All-NFC; QB Doug Williams: Super Bowl XXII MVP; DE Charles Mann: Pro Bowl; CB Darrell Green: Pro Bowl.

Starters: Offense: WR Art Monk(9), TE Don Warren(12), LT Joe Jacoby(12), LG/C Raleigh McKenzie(10/2), C Russ Grimm(5), RG RC Thielemann(12), RT/LG Ed Simmons(2/1), WR Gary Clark(11), QB Jay Schroeder(10), RB George Rogers(9), WR Ricky Sanders(5), TE Clint Didier(6), C Jeff Bostic(5), RT Mark May(10), QB Doug Williams(2), RB Keith Griffin(2), RB Kelvin Bryant(1), TE Terry Orr(1), TE Ken Whisenant(1), TE Joe Caravello(5), WR Clarence Verdin(1), WR Derrick Shepard(1), LG Darrick Briz(4), RG Phil Petney(3), TE Craig McEwen(3), LT Mark Carlson(3), RT Willard Scissum(3), C Eric Coyle(3), QB Ed Ruppert(3), WR Anthony Allen(3), TE Glenn Dennison(1), WR Lionel Vital(3), WR Ted Wilson(2).

Defense: LE Charles Mann(12), LT Dave Butz(12), RT Darryl Grant(11), RE Markus Koch(2), LLB Mel Kaufman(11), MLB Rich Milot(5), RLB Monte Coleman (12), LCB Darrell Green(12), RCB Barry Wilburn(12), SS Alvin Walton(12), FS Todd Bowles(12), RE Dexter Manley(10), MLB Neal Olkewicz(6), RT Dean Hamel(1), MLB Kurt Gouveia(1), LE Alec Gibson(3), RT Dan Benish(3), SS Joe Cofer(1), RLB Bobby Curtis(3), SS Steve Gage(1), SS Charles Jackson(1), LT Ted Karras(1), LLB Jon Kimmel(1), FS Skip Lane(3), RE Steve Martin(3), LCB Michael Mitchell (3), LT Tony Sagnella(2), MLB Eric Wilson(3), RCB Dennis Woodbury(3).

TD%	Int	Int%	Long	Sack/Lost	Rating	
12	4.5	10	3.7	84	17/149	71.0
11	7.7	5	3.5	62	7/33	94.0
27	5.6	18	3.8	88	27/223	80.7
19	3.6	23	4.4	59	53/424	69.3

1988 Won 7, Lost 9

Head Coach - Joe Gibbs

Sept. 5	L	20-27	at Giants	76,417
Sept. 11	W	30-29	Pittsburgh	54,083
Sept. 18	W	17-10	Philadelphia	53,920
Sept. 25	L	21-30	at Phoenix	61,973
Oct. 2	L	23-24	Giants	54,601
Oct. 9	W	35-17	at Dallas	63,325
Oct. 16	W	33-17	Phoenix	54,402
Oct. 23	W	20-17	at Green Bay	51,767
Oct. 30	L	17-41	at Houston	48,781
Nov. 6	W	27-24	New Orleans	54,183
Nov. 13	L	14-34	Chicago	52,418
Nov. 21	L	21-37	at San Francisco	59,268
Nov. 27	L	13-17	Cleveland	51,604
Dec. 4	W	20-19	at Philadelphia	65,947
Dec. 11	L	17-24	Dallas	51,526
Dec. 17	L	17-20	* at Cincinnati	52,157

* overtime

	Redskins	Opponents
TOTAL FIRST DOWNS	306	293
Rushing	87	112
Passing	202	153
Penalty	17	28
POSSESSION AVG.	30:57	29:03
TOTAL NET YARDS	5,679	5,184
Avg. Per Game	355	324
Total Plays	1,053	982
Avg. Per Play	5.4	5.3
NET YARDS RUSHING	1,543	1,745
Avg. Per Game	96.4	109.1
Total Rushes	437	442
NET YARDS PASSING	4,136	3,439
Avg. Per Game	258.5	214.9
Sacked/Yards Lost	24/203	43/305
Gross Yards	4,339	3,744
Att./Completions	592/327	497/261
Completion Pct.	55.2	52.5
Had Intercepted	25	14
PUNT/AVERAGE	67/38.2	79/39.4
NET PUNTING AVG.	29.8	34.2
PENALTIES/YARDS	96/817	91/711
FUMBLES/LOST	34/21	23/8
TOUCHDOWNS	41	46
Rushing	8	17
Passing	33	24
Returns	0	5

SCORE BY PERIODS	1	2	3	4	OT	PTS
REDSKINS.....	86	79	89	91	0	345
Opponents.....	70	125	64	125	3	387

SCORING	TD-Ru-Pa-Ri	Pat	FG	S	TP
Lohmiller.....	0 0 0 0	40/41	19/26	0	97
Sanders.....	12 0 12 0	0/0	0/0	0	72
Clark.....	7 0 7 0	0/0	0/0	0	42
Bryant.....	6 1 5 0	0/0	0/0	0	36
REDSKINS..	41 8 33 0	40/41	19/26	1	345
Opponents..	46 17 24 5	43/46	22/36	1	387

RUSHING	No.	Yds	Avg	Long	TD
Bryant.....	108	498	4.6	25	1
Smith.....	155	470	3.0	29	3
Morris.....	126	437	3.5	27L	2
REDSKINS..	437	1,543	3.5	29	8
Opponents..	442	1,745	3.9	50t	17

PASSING	Att/Comp	Yds	Cmp%	Yds/Att	TD
Williams.....	380	213	2,609	56.1	6.9
Rypien.....	208	114	1,730	54.8	8.3
REDSKINS..	592	327	4,339	55.2	7.3
Opponents..	497	261	3,744	52.5	7.5

RECEIVING	No.	Yds	Avg	Long	TD
Sanders.....	73	1148	15.7	55t	12
Monk.....	72	946	13.1	46t	5
Clark.....	59	892	15.1	60t	7
REDSKINS..	327	4339	13.3	60t	33
Opponents..	261	3744	14.3	80t	24

INTERCEPTIONS	No.	Yds	Avg	Long	TD
Wilburn.....	4	24	6.0	14	0
Marshall.....	3	61	20.3	43	0
Walton.....	3	54	18.0	29	0
REDSKINS..	14	193	13.8	43	0
Opponents..	25	271	10.8	40	0

PUNTING	No.	Yds	Avg	Net	TB	In	Lg	Blk
G. Coleman	39	1,505	38.6	29.2	3	8	53	0
REDSKINS..	67	2562	38.2	29.8	6	10	55	1
Opponents..	79	3116	39.4	34.2	2	21	54	1

PUNT RETURNS	Ret	FC	Yds	Avg	Lg	TD
Shepherd.....	12	2	104	8.7	23	0
Allen.....	10	2	62	6.2	14	0
Green.....	9	0	103	11.4	32	0
REDSKINS..	52	9	377	7.3	34	0
Opponents..	39	7	448	11.5	95t	1

KICKOFF RETURNS	No.	Yds	Avg	Lg	TD
Morris.....	21	413	19.7	35	0
Sanders.....	19	362	19.1	31	0
REDSKINS..	74	1,355	18.3	44	0
Opponents..	61	1,111	18.2	32	0

FIELD GOALS	1-19	20-29	30-39	40-49	50+
Lohmiller.....	1/1	6/8	5/7	7/10	0/0
Opponents...	2/2	6/7	8/11	4/12	2/4

DEFENSIVE STATISTICS

Player	T	S	A	T/L	PD	FF	FR
Walton	196	116	72	8	6	3	0
Olkewicz	165	90	65	10	0	1	3
Bowles	141	85	55	1	7	2	0

NOTABLE

Record (Finish): 7-9; (3rd NFC East)

National Honors: K Chip Lohmiller: PFWA All-Rookie. DE Charles Mann: Pro Bowl. T Mark May: Pro Bowl.

Starters: Defense: Art Monk (13), TE Don Warren (14), RT/RG Mark May (5/11), RG/LG RC Thielmann (5/3), C Jeff Bostic (11), LG/C Raleigh McKenzie (9/5), LT/RT Joe Jacoby (9/4), WR Ricky Sanders (4), WR Gary Clark (13), QB Doug Williams (10), RB Timmy Smith (8), RT/LT Jim Lachey (7/7), RB Kelvin Bryant (4), LG Russ Grimm (4), QB Mark Rypien (6), RB Jamie Morris (4), HB Craig McEwen (8), TE Anthony Jones (3), TE Terry Orr (3), TE Joe Caravello (6)

Defense: RE/LE Markus Koch (3/3), RT Darryl Grant (16), LT Dave Butz (16), LE Charles Mann (13), RLB Wilber Marshall (16), MLB Neal Olkewicz (16), LLB Monte Coleman (9), LCB Barry Wilburn (10), RCB Darrell Green (15), SS Alvin Walton (16), FS/RCB Todd Bowles (15/1), RE Dexter Manley (13), LLB Ravin Caldwell (1), LCB Brian Davis (6), LLB Mel Kaufman (7), FS Steve Gage (1)

TD%	Int	Int%	LongSack/Lost	Rating		
15	3.9	12	3.2	58	10/88	77.4
18	8.7	13	6.3	60	14/115	85.2
33	5.6	25	4.2	60	24/203	79.6
24	4.8	14	2.8	80	43/305	81.6

1989 Won 10, Lost 6

Head Coach - Joe Gibbs

Sept. 11	L	24-27	New York Giants	54,160
Sept. 17	L	37-42	Philadelphia	53,493
Sept. 24	W	30-7	at Dallas	63,200
Oct. 1	W	16-14	at New Orleans	64,358
Oct. 8	W	30-28	Phoenix	53,335
Oct. 15	L	17-20	at New York Giants	76,245
Oct. 22	W	32-28	Tampa Bay	53,862
Oct. 29	L	24-37	at LA Raiders	52,781
Nov. 5	L	3-13	Dallas	53,187
Nov. 12	W	10-3	at Philadelphia	65,443
Nov. 20	L	10-14	Denver	52,975
Nov. 26	W	38-14	Chicago	50,044
Dec. 3	W	29-10	at Phoenix	38,870
Dec. 10	W	26-21	San Diego	47,693
Dec. 17	W	31-30	at Atlanta	37,501
Dec. 23	W	29-0	at Seattle	60,294

	Redskins	Opponents
TOTAL FIRST DOWNS	338	274
Rushing	101	72
Passing	217	177
Penalty	20	25
POSSESSION AVG.	32:58	27:02
TOTAL NET YARDS	6,253	4,915
Avg. Per Game	390.8	307.2
Total Plays	1,116	954
Avg. Per Play	5.6	5.2
NET YARDS RUSHING	1,904	1,344
Avg. Per Game	119.0	84.0
Total Rushes	514	384
NET YARDS PASSING	4,349	3,571
Avg. Per Game	271.8	223.2
Sacked/Yards Lost	21/127	40/304
Gross Yards	4,476	3,875
Att./Completions	581/337	530/277
Completion Pct.	58.0	52.3
Had Intercepted	17	27
PUNT/AVERAGE	63/42.3	76/40.1
NET PUNTING AVG.	63/33.3	76/34.5
PENALTIES/YARDS	105/881	98/796
FUMBLES/LOST	32/20	24/15
TOUCHDOWNS	42	38
Rushing	14	9
Passing	24	25
Returns	4	4

SCORE BY PERIODS	1	2	3	4	OT	PTS
REDSKINS	80	82	127	97	0	386
Opponents	76	99	47	86	0	308

SCORING	TD	Ru	Pa	Rt	Pat	FG	S	TP
Lohmiller	0	0	0	0	41/41	29/40	0	128
Byner	9	7	2	0	0/0	0/0	0	54
Clark	9	0	9	0	0/0	0/0	0	54
Monk	8	0	8	0	0/0	0/0	0	48
REDSKINS ..	42	14	24	4	41/42	29/40	3	386
Opponents ..	38	9	25	4	38/38	14/23	0	308

RUSHING	No.	Yds	Avg	Long	TD
Riggs	201	834	4.1	58	4
Byner	134	580	4.3	24	7
Morris	124	336	2.7	121	2
REDSKINS ..	514	1,904	3.7	58	14
Opponents ..	384	1,344	3.5	73t	9

PASSING ..AttComp	Yds	Cmp%	Yds/Att	TD	
Rypien	476	280	3,768	58.8	7.9
Williams	93	51	585	54.8	6.3
REDSKINS ..	581	337	4,476	58.0	7.7
Opponents ..	530	277	3,875	52.3	7.3

RECEIVING	No.	Yds	Avg	Long	TD
Monk	86	1,186	13.8	60t	8
Sanders	80	1,138	14.2	68	4
Clark	79	1,229	15.6	80t	9
REDSKINS ..	337	4,476	13.3	80t	24
Opponents ..	277	3,875	14.0	72t	25

INTERCEPTIONS	No.	Yds	Avg	Long	TD
A. Johnson ..	4	94	23.5	59t	1
Walton	4	58	14.5	29t	1
B. Davis	4	40	10.0	15	0
REDSKINS ..	27	284	10.5	59t	3
Opponents ..	17	229	13.5	45t	1

PUNTING	No.	Yds	Avg	Net	TB	In	Lg	Blk
Mojsiejenko	62	2,663	43.0	33.3	9	21	74	1
REDSKINS ..	63	2,663	42.3	33.3	9	21	74	1
Opponents ..	76	3,047	40.1	34.5	10	22	59	0

PUNT RETURNS	Ret	FC	Yds	Avg	Lg	TD
Howard	21	18	200	9.5	38	0
REDSKINS ..	26	20	226	8.7	38	0
Opponents ..	34	5	383	11.3	53	0

KICKOFF RETURNS	No.	Yds	Avg	Lg	TD
Howard	21	522	24.9	99t	1
REDSKINS ..	58	1,176	20.3	99t	1
Opponents ..	74	1,532	20.7	96t	1

FIELD GOALS	1-19	20-29	30-39	40-49	50+
Lohmiller	2/2	11/11	13/15	3/11	0/1
Opponents ..	0/0	5/5	5/8	3/7	1/3

DEFENSIVE STATISTICS	Player	T	S	A	T/L	PD	FF	FR
Walton	137	79	56	2	5	0	1	
Bowles	130	75	55	0	2	1	1	
Marshall	108	52	48	8	1	1	2	

NOTABLE Record (Finish): 10-6 (3rd NFC East)

National Honors: T Jim Lachey: AP All-Pro, All-NFL, UPI All-NFC; QB Mark Rypien: Pro Bowl; DE Charles Mann: Pro Bowl; DT Tracy Rocker: PFWA All-Rookie, UPI All-Rookie.

Starters: Offense: WR Art Monk (12), TE Don Warren (15), RT Joe Jacoby (10), RG Mark May (9), C Jeff Bostic (16), LG/RG Russ Grimm (8/1), LT Jim Lachey (14), RB Gerald Riggs (7), RB Earnest Byner (13), WR Gary Clark (12), QB Mark Rypien (14), WR Ricky Sanders (12), LG Raleigh McKenzie (8), RG Mark Schlereth (6), LT/RT Ed Simmons (2/6), RB Jamie Morris (3), QB Doug Williams (2), TE Mike Tice (5), TE Terry Orr (1).

Defense: LE Charles Mann (16), LT/RE Markus Koch (6/1), RT Darryl Grant (16), RE Dexter Manley (10), RLB Wilber Marshall (16), MLB Neal Olkewicz (8), LLB Monte Coleman (3), LCB Brian Davis (9), RCB Darrell Green (7), SS Alvin Walton (12), FS Todd Bowles (16), SS Clarence Vaughn (4), LLB Ravin Caldwell (13), MLB Greg Manusky (7), MLB Kurt Gouveia (1), LT Tracy Rocker (10), RCB AJ Johnson (8), LCB Martin Mayhew (7), RE Fred Stokes (5), RCB Barry Wilburn (1).

TD%	Int	Int%	LongSack/Lost	Rating
22	4.6	13	2.7	80
16/108	88.1			
1	1.1	3	3.2	46
2/10	64.1			
24	4.1	17	2.9	80
21/127	84.1			
25	4.7	27	5.1	72
40/304	70.6			

1990

Won 10, Lost 6

Head Coach - Joe Gibbs

Sept. 9	W	31-0	Phoenix	52,649
Sept. 16	L	13-26	at San Francisco	64,287
Sept. 23	W	19-15	Dallas	53,804
Sept. 30	W	38-10	at Phoenix	49,303
Oct. 14	L	20-24	NY Giants	54,737
Oct. 21	W	13-7	Philadelphia	53,567
Oct. 28	L	10-21	at NY Giants	75,321
Nov. 4	W	41-38	* at Detroit	69,326
Nov. 12	L	14-28	at Philadelphia	65,857
Nov. 18	W	31-17	New Orleans	52,573
Nov. 22	L	17-27	at Dallas	60,355
Dec. 2	W	42-20	Miami	53,599
Dec. 9	W	10-9	Chicago	53,920
Dec. 15	W	25-10	at New England	22,286
Dec. 22	L	28-35	at Indianapolis	58,173
Dec. 30	W	29-14	Buffalo	52,397

*overtime

Playoffs

Jan. 4	W	20-6	at Philadelphia	65,287
Jan. 12	L	10-28	at San Francisco	65,292

	Redskins	Opponents
TOTAL FIRST DOWNS	327	267
Rushing	117	77
Passing	193	166
Penalty	17	24
POSSESSION AVG.	32:19	27:41
TOTAL NET YARDS	5,562	4,730
Avg. Per Game	347.6	295.6
Total Plays	1,073	941
Avg. Per Play	5.2	5.0
NET YARDS RUSHING	2,083	1,587
Avg. Per Game	130.2	99.2
Total Rushes	515	382
NET YARDS PASSING	3,479	3,143
Avg. Per Game	217.4	196.4
Sacked/Yards Lost	22/132	45/340
Gross Yards	3,611	3,483
Att./Completions	536/301	514/281
Completion Pct.	56.2	54.7
Had Intercepted	22	21
PUNT/AVERAGE	55/37.5	76/43.4
NET PUNTING AVG.	33.4	36.9
PENALTIES/YARDS	102/824	89/712
FUMBLES/LOST	14/6	24/12
TOUCHDOWNS	41	35
Rushing	16	8
Passing	22	21
Returns	3	6

SCORE BY PERIODS	1	2	3	4	OT	PTS
REDSKINS.....	49	108	103	118	3	381
Opponents.....	37	98	75	91	0	301

SCORING	TD-Ru	Pa-Rt	Pat	FG	S	TP		
Lohmiller.....	0	0	0	41/41	30/40	0	131	
Clark.....	8	0	8	0/0	0/0	0	48	
Byner.....	7	6	1	0/0	0/0	0	42	
Riggs.....	6	6	0	0/0	0/0	0	36	
REDSKINS..	41	16	22	3	41/41	30/40	2	381
Opponents..	35	8	21	6	35/35	18/23	1	301

RUSHING	No.	Yds	Avg	Long	TD
Byner.....	297	1,219	4.1	22	6
Riggs.....	123	475	3.9	20	6
REDSKINS..	515	2,083	4.0	26	16
Opponents..	382	1,587	4.2	48t	8

PASSING	Att	Comp	Yds	Cmp%	Yds/Att	TD
Rypien.....	304	166	2,070	54.6	6.8	6.8
Humphries..	156	91	1,015	58.3	6.5	6.5
Rutledge....	68	40	455	8.8	6.6	6.6
REDSKINS..	536	301	3,611	56.2	6.7	6.7
Opponents..	514	281	3,483	54.7	6.7	6.7

RECEIVING	No.	Yds	Avg	Long	TD
Clark.....	75	1,112	14.8	53t	8
Monk.....	68	770	11.3	44	5
REDSKINS..	301	3,611	12.0	53t	22
Opponents..	281	3,483	12.4	80t	21

INTERCEPTIONS	No.	Yds	Avg	Long	TD
Mayhew.....	7	20	2.9	15	0
Green.....	4	20	5.0	18t	1
REDSKINS..	21	271	12.9	61	2
Opponents..	22	271	12.3	42t	5

PUNTING No.	Yds	Avg	Net	TB	In	Lg	Blk	
Mojsiejenko	43	1,687	39.2	34.2	0	17	53	1
Goodburn...	11	377	34.3	30.4	1	6	48	0
REDSKINS..	55	2,064	37.5	33.4	1	23	53	1
Opponents..	76	3,290	43.3	36.9	5	21	59	0

PUNT RETURNS	Ret	FC	Yds	Avg	Lg	TD
Stanley.....	24	8	176	7.3	32	0
REDSKINS..	48	17	388	8.1	32	0
Opponents..	30	10	205	6.8	30	0

KICKOFF RETURNS	No.	Yds	Avg	Lg	TD
Howard.....	22	427	19.4	35	0
REDSKINS..	61	1,113	18.2	37	0
Opponents..	58	1,008	17.4	47	0

FIELD GOALS	1-19	20-29	30-39	40-49	50+
Lohmiller.....	2/2	10/10	12/14	3/6	3/8
Opponents...	1/1	6/7	5/5	6/8	0/2

DEFENSIVE STATISTICS

Player	T	S	A	T/L	PD	FF	FR
Walton	143	74	66	3	2	0	0
Bowles	115	55	60	0	6	1	1
Marshall	107	66	31	10	2	2	2

NOTABLE

Record (Finish): 10-6; (3rd NFC East)

National Honors: RB Earnest Byner: Pro Bowl. WR Gary Clark: Pro Bowl. CB Darrell Green: Pro Bowl. UPI All-NFC; LT Jim Lachey: Pro Bowl, AP All-Pro, All-NFL, UPI All-NFC.

Starters: Offense: WR Art Monk (16), TE Don Warren (15), RT Ed Simmons (11), RG Mark Schlereth (7), C Jeff Bostic (16), LG Russ Grimm (11), LT Jim Lachey (16), WR Ricky Sanders (6), WR Gary Clark (16), QB Mark Rypien (10), RB Earnest Byner (16), RT Joe Jacoby (5), QB Stan Humphries (5), QB Jeff Rutledge (1), RG/LG Raleigh McKenzie (9/3), LG Mark Adickes (1), HB Ron Middleton (5), TE Jimmy Johnson (5), WR Walter Stanley (1).

Defense: LE Charles Mann (15), LT Tracy Rucker (7), RT/LT Darryl Grant (14/1), RE Markus Koch (13), RLB Wilber Marshall (15), MLB Greg Manuskay (8), LLB Andre Collins (16), LCB Martin Mayhew (15), RCB Darrell Green (16), SS Alvin Walton (16), FS Todd Bowles (13), FS Terry Hoage (3), LCB Brad Edwards (1), CB Alvoid Mays (1), RT/RE Tim Johnson (1/1), LE/RE Fred Stokes (1/2), LT Eric Williams (8), RT James Geathers (1), MLB Kurt Gouveia (7).

TD%	Int	Int%	Long	Sack/Lost	Rating	
16	5.3	11	3.6	53	6/33	78.4
3	1.9	10	6.4	44	9/62	57.5
2	2.9	1	1.5	40	6/34	82.7
22	4.1	22	4.1	53	22/132	73.5
21	4.1	21	4.1	80	45/340	72.5

1991 Won 14, Lost 2

		Head Coach - Joe Gibbs		
Sept. 1	W	45-0	Detroit	52,958
Sept. 9	W	33-31	at Dallas	63,025
Sept. 15	W	34-0	Phoenix	54,662
Sept. 22	W	34-27	at Cincinnati	52,038
Sept. 30	W	23-0	Philadelphia	55,198
Oct. 6	W	20-7	at Chicago	64,941
Oct. 13	W	42-17	Cleveland	54,715
Oct. 27	W	17-13	at Giants	76,627
Nov. 3	W	16-13	• Houston	55,096
Nov. 10	W	56-17	Atlanta	52,461
Nov. 17	W	41-14	at Pittsburgh	56,813
Nov. 24	L	21-24	Dallas	55,561
Dec. 1	W	27-6	at Rams	55,027
Dec. 8	W	20-14	at Phoenix	48,373
Dec. 15	W	34-17	Giants	54,722
Dec. 22	L	22-24	at Philadelphia	58,988

		Playoffs		
Jan. 4	W	24-7	Atlanta	55,181
Jan. 12	W	41-10	Detroit	55,585

Super Bowl XXVI, Minneapolis, MN

Jan. 26	W	37-24	Buffalo	63,130
---------	---	-------	---------	--------

	Redskins	Opponents
TOTAL FIRST DOWN	302	242
Rushing	107	72
Passing	179	151
Penalty	16	19
POSSESSION AVG.	31:51	28:09
TOTAL NET YARDS	5,741	4,293
Avg. Per Game	358.8	268.3
Total Plays	996	947
Avg. Per Play	5.8	4.5
NET YARDS RUSHING	2,049	1,346
Avg. Per Game	128.1	84.1
Total Rushes	540	348
NET YARDS PASSING	3,692	2,947
Avg. Per Game	230.8	184.2
Sacked/Yards Lost	9/79	50/345
Gross Yards	3,771	3,292
Att./Completions	447/261	549/292
Completion Pct.	58.4	53.2
Had Intercepted.....	11	27
PUNT/AVERAGE	55/37.6	85/41.7
NET PUNTING AVG.	33.1	33.4
PENALTIES/YARDS	90/798	94/767
FUMBLES/LOST	26/12	22/14
TOUCHDOWNS	56	26
Rushing	21	11
Passing	30	13
Returns	5	2

SCORE BY PERIODS	1	2	3	4	OT	PTS
REDSKINS.....	83	150	101	148	3	485
Opponents	54	57	55	58	0	224
SCORING TD-Ru-Pa-Rt	Pat	FG	S	TP		
Lohmiller	0	0	0	56/56	31/43	0 149
Riggs	11	11	0	0/0	0/0	0 66
Clark	10	0	10	0/0	0/0	0 60
Monk	8	0	8	0/0	0/0	0 48
REDSKINS	56	21	30	56/56	31/43	0 485
Opponents	26	11	13	26/26	14/18	0 224

RUSHING	No.	Yds	Avg	Long	TD
Byner	274	1,048	3.8	32	5
Ervins	145	680	4.7	65t	3
Riggs	78	248	3.2	32	11

PASSING ..Att/Comp	Yds	Cmp%	Yds/Att	TD	
Rypien	421	429	3,564	59.1	8.4
REDSKINS	447	261	3,771	58.4	8.4
Opponents	549	292	3,292	53.2	6.0

REDSKINS ..	540	2,049	3.8	65t	21
Opponents ..	348	1,346	3.9	75t	11
RECEIVING	No.	Yds	Avg	Long	TD
Monk	71	1,049	14.8	64t	8
Clark	70	1,340	19.1	82t	10
REDSKINS ..	261	3,771	14.4	82t	30
Opponents ..	292	3,292	11.3	75t	13

INTERCEPTIONS	No.	Yds	Avg	Long	TD
Marshall.....	5	75	15.0	54t	1
Green	5	47	9.4	24	0
REDSKINS ..	27	279	10.3	54	t3
Opponents ..	11	109	9.9	74t	1

PUNTING No.	Yds	Avg	Net	TB	In	Lg	Bk	
Goodburn...	52	2,070	39.8	33.1	3	16	61	3
REDSKINS ..	55	2,070	37.6	33.1	3	16	61	3
Opponents ..	85	3,548	41.7	33.4	5	13	58	0

PUNT RETURNS	Ret	FC	Yds	Avg	Lg	TD
Mitchell	45	21	600	13.3	69t	2
REDSKINS ..	46	21	610	13.3	69t	2
Opponents ..	31	7	190	6.1	20	0

KICKOFF RETURNS	No.	Yds	Avg	Lg	TD
Mitchell	29	583	20.1	35	0
REDSKINS ..	49	926	18.9	46	0
Opponents ..	66	1,153	17.5	39	0

FIELD GOALS	1-19	20-29	30-39	40-49	50+
Lohmiller.....	0/0	9/9	10/12	10/17	2/5
Opponents ..	0/0	5/5	5/7	3/3	1/3

DEFENSIVE STATISTICS

Player	T	S	A	T/L	PD	FF	FR
A. Collins	151	87	60	4	6	1	0
Marshall	135	73	51	11	7	4	2
Edwards	135	70	65	0	9	1	0

NOTABLE

Record (Finish): 14-2; (Super Bowl XXVI Champion)

National Honors: Coach Joe Gibbs: *The Sporting News* Coach of the Year, RB Earnest Byner: Pro Bowl, WR Gary Clark: Pro Bowl, UPI All-NFC; RB Ricky Ervins: PFWA All-Rookie; CB Darrell Green: Pro Bowl, PFWA All-Pro, AP All-Pro, All-NFL, All-NFC; LT Jim Lachey: Pro Bowl, PFWA All-Pro, AP All-Pro, All-NFL, UPI All-NFC; K Chip Lohmiller: Pro Bowl, UPI All-NFC; DE Charles Mann: Pro Bowl, LB Wilber Marshall: UPI All-NFC; G Raleigh McKenzie: UPI All-NFC; QB Mark Rypien: Super Bowl XXVI MVP, Pro Bowl, *Football News* NFC Player of the Year, UPI NFC Offensive Player of the Year, UPI All-NFC; G Mark Schlereth: Pro Bowl.

Starters: Offense: WR Gary Clark (16), HB Terry Orr (6), WR Ricky Sanders (7), LT Jim Lachey (15), LT Russ Grimm (1), LG Raleigh McKenzie (14), C Jeff Bostic (16), RG Mark Schlereth (16), LG/RT Joe Jacoby (2/14), RT Ed Simmons (2), TE Ron Middleton (12), TE Don Warren (7), WR Art Monk (16), QB Mark Rypien (16), RB Earnest Byner (16)

Defense: LE Charles Mann (15), LE Jason Buck (1), LT Eric Williams (15), LT Bobby Wilson (1), RT Tim Johnson (16), RE Markus Koch (5), RE Fred Stokes (11), LLB Wilber Marshall (16), MLB Matt Millen (14), MLB Kurt Gouveia (1), MLB Monte Coleman (1), RB Andre Collins (16), LCB Martin Mayhew (16), RCB Darrell Green (16), SS Alvin Walton (2), SS Danny Copeland (14), FS Brad Edwards (16)

TD%	Int	Int%	LongSack/Lost	Rating		
28	6.7	11	2.6	82	7/59	97.9
30	6.7	11	2.5	82	9/79	98.0
13	2.4	27	4.9	75	50/345	58.8

1992 Won 9, Lost 7

Head Coach - Joe Gibbs

Sept. 7	L	10-23	at Dallas	63,538
Sept. 13	W	24-17	Allanta	54,343
Sept. 20	W	13-10	Detroit	55,818
Oct. 4	L	24-27	at Phoenix	34,488
Oct. 12	W	34-3	Denver	56,371
Oct. 18	W	16-12	Philadelphia	56,380
Oct. 25	W	15-13	at Minnesota	59,098
Nov. 1	L	7-24	New York Giants	53,647
Nov. 8	W	16-3	at Seattle	53,616
Nov. 15	L	15-35	at Kansas City	75,238
Nov. 23	L	3-20	at New Orleans	68,591
Nov. 29	W	41-3	Phoenix	53,541
Dec. 6	W	28-10	at New York Giants	62,998
Dec. 13	W	20-17	Dallas	56,437
Dec. 20	L	13-17	at Philadelphia	65,841
Dec. 26	L	20-21	Los Angeles Raiders	53,032
Playoffs				
Jan. 2	W	24-7	at Minnesota	57,353
Jan. 9	L	13-20	at San Francisco	64,991

	Redskins	Opponents
TOTAL FIRST DOWNS	276	249
Rushing	104	89
Passing	160	138
Penalty	12	22
POSSESSION AVG.	31:04	28:56
TOTAL NET YARDS	4,890	4,438
Avg. Per Game	305.6	277.4
Total Plays	991	911
Net. Per Play	4.9	4.9
NET YARDS RUSHING	1,727	1,696
Avg. Per Game	107.9	106.0
Total Rushes	483	406
NET YARDS PASSING	3,163	2,742
Avg. Per Game	197.7	171.4
Sacked/Yards Lost	23/176	39/279
Gross Yards	3,339	3,021
Att./Completions	485/272	466/258
Completion Pct.	56.1	55.4
Had Intercepted	17	23
PUNT/AVERAGE	65/39.3	73/42.8
NET PUNTING AVG.	65/32.7	73/37.2
PENALTIES/YARDS	84/741	85/709
FUMBLES/LOST	18/7	23/11
TOUCHDOWNS	30	30
Rushing	10	11
Passing	15	15
Returns	5	4

SCORE BY PERIODS	1	2	3	4	OT	PTS
REDSKINS.....	79	92	63	66	0	300
Opponents.....	32	103	40	80	0	255

SCORING	TD-Ru	Pa-Rl	Pat	FG	S	TP		
Lohmiller.....	0	0	0	30/30	30/40	0	120	
Byner.....	7	6	1	0	0/0	0	42	
Clark.....	5	0	5	0	0/0	0	30	
REDSKINS.....	30	10	15	5	30/30	30/40	0	300
Opponents.....	30	11	15	4	29/30	14/21	2	255

RUSHING	No.	Yds	Avg	Long	TD
Byner.....	262	998	3.8	23	6
Erwins.....	151	495	3.3	25	2
Mitchell.....	6	70	11.7	33	0
REDSKINS..	483	1,727	3.6	33	10
Opponents..	466	1696	4.2	36	11

PASSING	Att/Comp	Yds	Cmp%	Yds/Att.	TD	TD%	Int	Int%	Long	Sack/Lost	Rating	
Rypien.....	479	269	3.282	56.2	6.8	13	2.7	17	3.5	62	23/176	71.7
REDSKINS..	485	272	3.339	56.1	6.8	15	3.1	17	3.5	62	23/176	71.7
Opponents..	466	258	3.021	55.4	6.4	15	3.2	23	4.9	89	39/279	65.4

RECEIVING	No.	Yds	Avg	Long	TD
Clark.....	64	912	14.3	47	5
Sanders.....	51	707	13.9	62t	3
Monk.....	46	644	14.0	49t	3
REDSKINS..	272	3,339	12.3	62t	15
Opponents..	258	3,021	11.7	89t	15

INTERCEPTIONS	No.	Yds	Avg	Long	TD
Edwards.....	6	157	26.2	53t	1
Mayhew.....	3	58	19.3	33	0
Gouveia.....	3	43	14.3	28	0
REDSKINS..	23	485	21.1	65	2
Opponents..	17	318	18.7	49	2

PUNTING	No.	Yds	Avg	Net	TB	In	Lg	Bk
Goodburn..	64	2,555	39.9	32.7	5	17	66	1
REDSKINS..	65	2,555	39.3	32.7	5	17	66	1
Opponents..	73	3,128	42.8	37.2	3	18	58	0

PUNT RETURNS	Ret	FC	Yds	Avg	Lg	TD
Mitchell.....	29	9	271	9.3	84t	1
REDSKINS..	37	12	355	9.6	84t	2
Opponents..	27	13	332	12.3	79t	1

KICKOFF RETURNS	No.	Yds	Avg	Lg	TD
Mitchell.....	23	492	21.4	47	0
REDSKINS..	48	973	20.3	47	0
Opponents..	54	1,074	19.9	99t	1

FIELD GOALS	1-19	20-29	30-39	40-49	50+
Lohmiller.....	2/2	9/9	9/15	8/12	2/2
Opponents..	1/1	5/7	2/3	5/8	1/2

DEFENSIVE STATISTICS

Player	T	S	A	T/L	PD	FF	FR
Gouveia	169	90	75	4	3	3	0
Edwards	168	81	86	1	8	1	0
Marshall	138	90	39	9	15	3	2

NOTABLE

Record (Finish): 9-7; (3rd NFC East)

National Honors: LB Wilber Marshall: PFWA All-Pro, AP All-Pro, All-NFL, UPI All-NFC, Pro Bowl; FS Brad Edwards: UPI All-NFC.

Starters: Defense: WR Gary Clark (14), WR Ricky Sanders (5), TE Ron Middleton (12), TE Don Warren (10), HB Terry Orr (7), WR Art Monk (14), TE James Jenkins (1), WR Desmond Howard (1), LT Jim Lachey (10), LT Moe Elewonibi (4), LT/RT Ed Simmons (1/10), LT/LG/C Raleigh McKenzie (1/5/10), LG/RT Joe Jacoby (4/5), LG/RT Ray Brown (7/1), C Jeff Bostic (4), C Matt Elliott (2), RG Mark Schlereth (16), QB Mark Rypien (16), RB Ernest Byner (16)

Defense: LE Charles Mann (16), LT Bobby Wilson (5), LT Eric Williams (6), LT Jason Buck (5), RT Tim Johnson (16), RE Fred Stokes (10), RE Shane Collins (6), LLB Wilber Marshall (16), MLB Kurt Gouveia (14), MLB John Brantley (2), RLB Andre Collins (14), RLB Tony Barker (2), LCB Martin Mayhew (10), LCB Alvoid Mays (2), LCB Todd Bowles (1), LCB/RCB AJ Johnson (3/8), RCB Darrell Green (7), SS Danny Copeland (13), SS Todd Bowles (3), FS Brad Edwards (16).

1993

Won 4, Lost 12

Head Coach - Richie Petitbon

Sept. 6	W	35-16	Dallas	56,345
Sept. 12	L	10-17	Phoenix	53,525
Sept. 19	L	31-34	at Philadelphia	65,435
Oct. 4	L	10-17	at Miami	68,568
Oct. 10	L	7-41	New York Giants	53,715
Oct. 17	L	6-36	at Phoenix	48,143
Nov. 1	L	10-24	at Buffalo	79,106
Nov. 7	W	30-24	Indianapolis	50,523
Nov. 14	L	6-20	at New York Giants	76,606
Nov. 21	L	6-10	at L.A. Rams	45,546
Nov. 28	L	14-17	Philadelphia	46,663
Dec. 5	W	23-17	at Tampa Bay	49,035
Dec. 11	L	0-3	New York Jets	47,970
Dec. 19	W	30-17	Atlanta	50,192
Dec. 26	L	3-38	at Dallas	64,497
Dec. 31	L	9-14	Minnesota	42,836

Redskins Opponents

TOTAL FIRST DOWNS	255	304
Rushing	92	127
Passing	143	157
Penalty	20	20
POSSESSION AVG.	27:58	32:02
TOTAL NET YDS	4,273	5,499
Avg. Per Game	267.1	343.6
Total Plays	969	1,027
Avg. Per Play	4.4	5.4
NET YARDS RUSHING	1,728	2,112
Avg. Per Game	107.9	131.9
Total Rushes	396	513
NET YARDS PASSING	2,545	3,387
Avg. Per Game	159.1	211.6
Sacked/Yards Lost	40/219	31/197
Gross Yards	2,764	3,584
Att./Completions	533/287	483/291
Completion Pct.	53.8	60.2
Had Intercepted	21	17
PUNTS/AVERAGE	83/43.9	73/41.1
NET PUNTING AVG.	83/37.4	73/36.6
PENALTIES/YARDS	90/597	100/782
FUMBLES/LOST	24/10	25/14
TOUCHDOWNS	26	42
Rushing	11	14
Passing	11	24
Returns	4	4

SCORE BY PERIODS	1	2	3	4	OT	PTS
REDSKINS.....	23	77	59	71	0	230
Opponents.....	81	92	69	103	0	345

SCORING TD-Ru-Pa-Rt	Pat	FG	S	TP				
Lohmiller.....	0	0	0	24/26	16/28	0	72	
Sanders.....	4	0	4	0	0/0	0	24	
Brooks.....	3	3	0	0	0/0	0	18	
McGee.....	3	0	3	0	0/0	0	18	
Mitchell.....	3	3	0	0	0/0	0	18	
Rypien.....	3	3	0	0	0/0	0	18	
REDSKINS..	26	11	4	24/26	16/28	1	230	
Opponents..	42	14	24	4	40/42	17/22	1	345

PASSING Att/Comp	Yds	Cmp%	Yds/Att	TD	
Rypien.....	319	166	1,514	52.0	4.7
Gannon.....	125	74	704	59.2	5.6
Conklin.....	87	46	496	52.9	5.7
REDSKINS..	533	287	2,764	53.8	5.1
Opponents..	483	291	3,583	60.2	7.4

RUSHING	No.	Yds	Avg	Long	TD
Brooks.....	233	1,063	4.8	85t	3
Mitchell.....	63	246	3.9	29t	3
Ervin.....	50	201	4.0	18	0
REDSKINS..	396	1,728	4.4	85t	11
Opponents..	513	2,112	4.1	35	14

RECEIVING	No.	Yds	Avg	Long	TD
Sanders.....	58	638	11.0	50	4
Monk.....	41	398	9.7	29	2
McGee.....	39	500	12.8	54	3
REDSKINS..	287	2,764	9.6	54	11
Opponents..	291	3,584	12.3	80t	24

INTERCEPTIONS	No.	Yds	Avg	Long	TD
Carter.....	6	54	9.0	29	0
Green.....	4	10	2.5	6	0
REDSKINS..	17	241	14.2	69t	2
Opponents..	21	209	10.0	30	2

PUNTING	No.	Yds	Avg	Net	TB	In	Lg	B
Roby.....	78	3,447	44.2	37.2	10	25	60	0
REDSKINS..	83	3,644	43.9	37.4	10	28	60	0
Opponents..	73	2,995	41.0	36.6	4	20	65	0

PUNT RETURNS	Ret	FC	Yds	Avg	Lg	TD
Mitchell.....	29	7	193	6.7	48	0
REDSKINS..	35	8	245	7.0	48	0
Opponents..	34	23	343	10.1	62t	2

KICKOFF RETURNS	No.	Yds	Avg	Lg	TD
Mitchell.....	33	678	20.5	68	0
Howard.....	21	405	19.3	33	0
REDSKINS..	59	1,166	19.8	68	0
Opponents..	36	722	20.1	43	0

FIELD GOALS	1-19	20-29	30-39	40-49	50+
Lohmiller.....	2/2	4/4	8/12	1/4	1/6
Opponents...	0/0	6/7	4/5	6/7	1/3

DEFENSIVE STATISTICS

Player	T	S	A	T/L	PD	FF	FR
Gouveia	174	83	88	3	5	2	0
Edwards	150	89	61	0	2	0	1
Copeland	129	64	63	2	3	0	0

NOTABLE

Record (Finish): 4-12 (5th NFC East)

National Honors: RB Reggie Brooks: PFWA All-Rookie.

Starters: Offense: WR Tim McGee (12), WR Art Monk (5), LT Mo Elewonibi (15), LT Joe Jacoby (1), LG/RT Ray Brown (11/3), LG/C/RG Raleigh McKenzie (3/6/6), LG/RG Vernice Smith (2/1) C Jeff Bostic (10), RG Mark Schlereth (8), RT Ed Simmons (13), TE Ron Middleton (16), TE James Jenkins (4), WR Ricky Sanders (11), WR Desmond Howard (5), QB Mark Rypien (10), QB Cary Conklin (2), QB Rich Gannon (4), RB/HB Earnest Byner (2/1), RB Brian Mitchell (4), HB Frank Wycheck (6), RB Reggie Brooks (11).

Defense: LE Charlies Mann (11), LE/LT/RE Jason Buck (1/1/1), LE Al Noga (4), LT Eric Williams (4), LT/RT Bobby Wilson (8/1), LT Jeff Faulkner (3), RT Tim Johnson (15), RE Shane Collins (5), RE Sterling Palmer (10), LLB Carl Banks (15), LLB/RLB Monte Coleman (1/3), MLB Kurt Gouveia (16), RLB Andre Collins (13), LCB AJ Johnson (3), LCB Tom Carter (11), LCB Alvoid Mays (2), RCB Darrell Green (16), SS Danny Copeland (14), SS Todd Bowles (2), FS Brad Edwards (16).

TD%	Int	Int%	LongSack/Lost	Rating		
4	1.3	10	3.1	43	16/87	56.3
3	2.4	7	5.6	54	16/87	59.6
4	4.6	3	3.4	34	8/45	70.9
11	2.1	21	3.9	54	40/219	59.0
24	5.0	17	3.5	80	31/197	85.1

1994 **Won 3, Lost 13**

Head Coach - Norv Turner

Sept. 4	L	7-28	Seattle	52,930
Sept. 11	W	38-24	at New Orleans	58,049
Sept. 18	L	23-31	at New York Giants	77,298
Sept. 25	L	20-27	Atlanta	53,238
Oct. 2	L	7-34	Dallas	55,394
Oct. 9	L	17-21	at Philadelphia	63,947
Oct. 16	L	16-19	* Arizona	50,019
Oct. 23	W	41-27	Indianapolis	57,879
Oct. 30	L	29-31	Philadelphia	53,530
Nov. 6	L	22-37	San Francisco	54,335
Nov. 20	L	7-31	at Dallas	64,644
Nov. 27	L	19-21	New York Giants	43,384
Dec. 4	L	21-26	at Tampa Bay	45,121
Dec. 11	L	15-17	at Arizona	53,790
Dec. 18	L	14-17	Tampa Bay	47,315
Dec. 24	W	24-21	at L.A. Rams	25,705

* Overtime

Redskins Opponents

TOTAL FIRST DOWNS	269	331
Rushing	79	129
Passing	166	182
Penalty	24	20
POSSESSION AVG.	26:55	33:05
TOTAL NET YARDS	4793	5609
Avg. Per Game	299.6	350.6
Total Plays	974	1,080
Avg. Per Play	4.9	5.2
NET YARDS RUSHING	1,415	1,975
Avg. Per Game	88.4	123.4
Total Rushes	407	556
NET YARDS PASSING	3,378	3,634
Avg. Per Game	211.1	227.1
Sacked/Yards Lost	21/146	28/165
Gross Yards	3524	3799
Att./Completions	546/271	496/300
Completion Pct.	49.6	60.5
Had Intercepted	27	17
PUNTS/AVERAGE	82/44.4	87/40.3
NET PUNTING AVG.	82/36.1	87/33.0
PENALTIES/YARDS	88/730	98/839
FUMBLES/BALL LOST	21/13	21/6
TOUCHDOWNS	37	52
Rushing	5	24
Passing	25	22
Returns	7	6

SCORE BY PERIODS	1	2	3	4	OT	PTS
REDSKINS	44	137	62	77	0	320
Opponents	95	128	81	105	3	412

SCORING	TD-Ru	Pa-Rt	Pat	FG	S	TP		
Lohmiller	0	0	0	30/32	20/28	0	90	
Ellard	6	0	6	0/0	0/0	0	36	
Howard	5	0	5	0/0	0/0	0	32	
Erwins	4	3	1	0/0	0/0	0	24	
Jenkins	4	0	4	0/0	0/0	0	24	
REDSKINS	37	5	25	7	30/32	20/28	1	320
Opponents	52	24	22	6	47/47	17/28	0	412

2-Pt. Conversions: Howard, Mitchell, Winans
REDSKINS 3-5, Opponents 1-5

PASSING	Att	Comp	Yds	Cmp%	Yds/Att	TD
Shuler	265	120	1658	45.3	6.2	6.2
Friesz	180	105	1286	58.3	7.0	7.0
Frerotte	100	46	600	46.0	6.0	6.0
REDSKINS	546	271	3,534	49.6	6.4	6.4
Opponents	496	300	3,799	60.5	7.6	7.6

RUSHING	No.	Yds	Avg	Long	TD
Erwins	185	650	3.5	49	3
Mitchell	78	311	4.0	33	0
Brooks	100	297	3.0	15	2
REDSKINS	407	1,415	3.5	49	5
Opponents	556	1,975	3.6	38	24

RECEIVING	No.	Yds	Avg	Long	TD
Ellard	74	1,397	18.9	73t	6
Erwins	51	293	5.7	21	1
Howard	40	727	18.2	81t	5
REDSKINS	271	3,524	13.0	81t	25
Opponents	300	3,799	12.7	85t	22

INTERCEPTIONS	No.	Yds	Avg	Long	TD
A. Collins	4	150	37.5	92	12
Carter	3	58	19.3	40	0
Bayless	3	38	12.7	19	0
Green	3	32	10.7	27t	1
REDSKINS	17	326	19.2	92t	3
Opponents	27	482	17.9	73t	4

PUNTING	No.	Yds	Avg	Net	TB	In	Lg	B
Roby	82	3,639	44.4	36.1	12	21	65	0
Opponents	87	3,506	40.3	33.0	9	27	59	0

PUNT RETURNS	Ret	FC	Yds	Avg	Lg	TD
Mitchell	32	24	452	14.1	78t	2
Opponents	45	11	441	9.8	83t	1

KICKOFF RETURNS	No.	Yds	Avg	Lg	TD
Mitchell	58	1,478	25.5	86	0
REDSKINS	71	1,685	23.7	86	0
Opponents	62	1,389	22.4	96t	1

FIELD GOALS	1-19	0-29	30-39	40-49	50+
Lohmiller	0/0	9/11	5/6	5/8	1/3
Opponents	0/0	7/7	6/9	2/8	2/4

DEFENSIVE STATISTICS

Player	T	S	A	T/L	PD	FF	FR
A. Collins	171	99	65	7	5	2	1
Stowe	157	80	73	4	0	1	0
Harvey	130	74	47	9	3	4	1

NOTABLES

Record (Finish): 3-13 (5th NFC East)

National Honors: P Reggie Roby: First Team AP, Pro Bowl; KR Brian Mitchell: Second Team AP; LB Ken Harvey: Second Team AP, Pro Bowl.

Starters: Offense: WR Desmond Howard (15), LT Jim Lachey (13), LG/LT Ray Brown (14/2), C/RG/LG Raleigh McKenzie (4/10/2), RG Mark Schlereth (4), RT Ed Simmons (16), TE Ethan Horton (15), TE James Jenkins (3), QB John Friesz (4), QB Heath Shuler (8), QB Gus Frerotte (4), RB Reggie Brooks (5), RB Ricky Erwins (10), RB/FB Brian Mitchell (1/6), FB Cedric Smith (8), FB Frank Wycheck (1).

Defense: LE Tony Woods (15), LT Bobby Wilson (9), LT/RT Lamar Mills (1/3), LT Leonard Marshall (3), LT Marc Bouette (3), RE Sterling Palmer (16), LLB Ken Harvey (16), MLB Tyrone Stowe (15), MLB Kurt Gouveia (1), RLB Andre Collins (16), LCB Tom Carter (16), RCB Darrell Green (16), SS Martin Bayless (15), Keith Taylor (1), FS Darryl Morrison (16).

TD%	Int	Int%	LongSack/Lost	Rating
10	3.8	12	4.5	81
10	5.6	9	5.0	73
5	5.0	5	5.0	51
25	4.6	27	4.9	81
22	4.4	17	3.4	85

1995 Won 6, Lost 10

Head Coach - Norv Turner

Sept. 3	W	27-7	Arizona	52,731
Sept. 10	L	8-20	Oakland	54,548
Sept. 17	L	31-38	@ Denver	71,930
Sept. 24	L	6-14	@ Tampa Bay	49,234
Oct. 1	W	27-23	Dallas	55,489
Oct. 8	L	34-37	* @ Philadelphia	65,498
Oct. 15	L	20-24	@ Arizona	42,370
Oct. 22	W	36-30	* Detroit	52,332
Oct. 29	L	15-24	NY Giants	53,310
Nov. 5	L	3-24	@ Kansas City	77,821
Nov. 19	L	20-27	Seattle	51,298
Nov. 26	L	7-14	Philadelphia	50,539
Dec. 3	W	24-17	@ Dallas	64,866
Dec. 10	L	13-20	@ NY Giants	48,247
Dec. 17	W	35-23	@ St. Louis	63,760
Dec. 24	W	20-17	Carolina	42,903

* Overtime

	Redskins	Opponents
TOTAL FIRST DOWNS	297	323
Rushing	105	127
Passing	169	182
Penalty	23	14
POSSESSION AVG.	28:42	31:18
TOTAL NET YARDS	5,184	5,400
Avg. Per Game	324.0	337.5
Total Plays	1,026	1,059
Avg. Per Play	5.1	5.1
NET YARDS RUSHING	1,956	2,132
Avg. Per Game	122.3	133.3
Total Rushes	469	483
NET YARDS PASSING	3,228	3,268
Avg. Per Game	201.8	204.3
Sacked/Yards Lost	36/268	30/135
Gross Yards	3,496	3,403
Att./Completions	521/265	546/338
Completion Pct.	50.9	61.9
Had Intercepted	20	16
PUNTS/AVERAGE	74/42.4	72/41.4
NET PUNTING AVG.	74/37.7	72/35.1
PENALTIES/YARDS	78/563	100/780
FUMBLES/LOST	24/10	31/18
TOUCHDOWNS	35	42
Rushing	15	18
Passing	16	20
Returns	4	4

SCORE BY PERIODS	1	2	3	4	OT	PTS
REDSKINS.....	59	90	85	86	6	326
Opponents.....	65	126	48	117	3	359

SCORING	TD-Ru	Pa-Rt	Pat	FG	S	TP		
Murray.....	0	0	0	33/33	27/36	0	114	
Allen.....	11	10	1	0	0/0	0	66	
REDSKINS..	35	15	16	4	33/33	27/36	1	326
Opponents..	42	18	20	4	39/40	22/27	0	359

RUSHING	No.	Yds	Avg	Long	TD
Allen.....	338	1,309	3.9	28	10
Mitchell.....	46	301	6.5	36t	1
REDSKINS..	469	1,956	4.2	58t	15
Opponents..	483	2,132	4.4	55t	18

PASSING	Att	Comp	Yds	Cmp%	Yds/Att	TD
Frerotte.....	396	199	2,751	50.3	6.9	
Shuler.....	125	66	745	52.8	5.9	
REDSKINS..	521	265	3,496	50.9	6.7	
Opponents..	546	338	3,403	61.9	6.2	

RECEIVING	No.	Yds	Avg	Long	TD
Ellard.....	56	1,005	17.9	59	5
Mitchell.....	38	324	8.5	22t	1
Westbrook...	34	522	15.4	45	1
REDSKINS..	265	3,496	13.2	73t	16
Opponents..	338	3,403	10.1	59t	20

INTERCEPTIONS	No.	Yds	Avg	Long	TD
Carter.....	4	116	29.0	51t	1
Green.....	3	42	14.0	22	1
Richard.....	3	24	8.0	24	0
REDSKINS..	16	250	15.6	51t	2
Opponents..	20	338	16.9	75t	3

PUNTING	No.	Yds	Avg	Net	TB	In	Lg	B
Turk.....	74	3,140	42.4	37.7	9	29	60	0
Opponents..	72	2,984	41.4	35.1	7	25	60	1

PUNT RETURNS	Ret	FC	Yds	Avg	Lg	TD
Mitchell.....	25	15	315	12.6	59t	1
REDSKINS..	26	15	315	12.1	59t	1
Opponents..	26	13	173	6.7	35	0

KICKOFF RETURNS	No.	Yds	Avg	Lg	TD
Mitchell.....	55	1,408	25.6	59	0
REDSKINS..	69	1,646	23.9	59	0
Opponents..	70	1,434	20.5	91t	1

FIELD GOALS	1-19	20-29	30-39	40-49	50+
Murray.....	1/1	9/9	10/13	6/11	1/2
Redskins...	1/1	9/9	10/13	6/11	1/2
Opponents..	1/1	5/5	10/10	6/7	0/4

DEFENSIVE STATISTICS

Player	T	S	A	T/L	PD	FF	FR
Patton	103	54	4	161	2	4	1
Stephens	77	75	4	153	4	2	1
Harvey	78	38	16	132	5	3	2

NOTABLE

Record (Finish): 6-10 (3rd NFC East)

National Honors: KR Brian Mitchell: Pro Bowl, First Team AP, *College & Pro Football Weekly*, *PFWA*, Second Team *Football Digest*, *The Sporting News*, *USA Today*, Second Team *Football News*; LB Ken Harvey: Pro Bowl, First Team *Sports Illustrated*, *USA Today*, Second Team AP, *Football Digest*, *Football News*, UPI All-NFC; RB Terry Allen: Second Team UPI All-NFC

Starters: Offense: WR Michael Westbrook (9), WR Leslie Shepherd (4), WR Olanda Tuit (2), LT Jim Lachey (3), LT Joe Patton (13), LG Ray Brown (16), C John Gesek (12), C Vernice Smith (2), C Cory Raymer (2), RG Tré Johnson (9), G John Gesek (4), G Vernice Smith (3), RT Ed Simmons (16), TE Scott Galbraith (16), TE James Jenkins (16), TE Jamie Asher (2), TE Coleman Bell (1), WR Henry Ellard (15), WR Tydus Winans (1), QB Gus Frerotte (11), QB Heath Shuler (5), RB Terry Allen (16), FB Marc Logan (10), FB Brian Mitchell (1).

Defense: LE Tony Woods (16), LT Marc Boutte (16), RT William Gaines (11), RT Tim Johnson (5), RE Sterling Palmer (13), RE Rich Owens (3), LLB Ken Harvey (16), MLB Rod Stephens (16), RLB Marcus Patton (16), LCB Tom Carter (16), RCB Darrell Green (16), SS James Washington (12), SS Keith Taylor (4), FS Stanley Richard (16).

TD%	Int	Int%	Long	Sack/Lost	Rating	
13	3.3	13	3.3	73	23/192	70.2
3	2.4	7	5.6	44	13/76	55.6
16	3.1	20	3.8	73	36/268	66.7
20	3.7	16	2.9	59	30/135	79.6

1996 Won 9, Lost 7

Head Coach - Norv Turner

Sept. 1	L	14-17	Philadelphia	53,415
Sept. 8	W	10-3	Chicago	52,711
Sept. 15	W	31-10	New York Giants	71,693
Sept. 22	W	17-10	at St. Louis	62,303
Sept. 29	W	31-16	New York Jets	52,068
Oct. 13	W	27-22	at New England	59,638
Oct. 20	W	31-21	New York Giants	52,638
Oct. 27	W	31-16	Indianapolis	54,254
Nov. 3	L	13-38	at Buffalo	78,002
Nov. 10	L	34-37	* Arizona	51,929
Nov. 17	W	26-21	at Philadelphia	66,834
Nov. 24	L	16-19	* San Francisco	54,235
Nov. 28	L	10-21	at Dallas	64,955
Dec. 8	L	10-24	at Tampa Bay	44,733
Dec. 15	L	26-27	at Arizona	34,260
Dec. 22	W	37-10	Dallas	65,454

* Overtime

Redskins Opponents

TOTAL FIRST DOWNS	307	358
Rushing	106	146
Passing	174	191
Penalty	27	21
POSSESSION AVG.	27:32	32:28
TOTAL NET YARDS	5,229	5,723
Avg. Per Game	326.8	357.7
Total Plays	960	1,114
Avg. Per Play	5.4	5.1
NET YARDS RUSHING	1,910	2,275
Avg. Per Game	119.4	142.2
Total Rushes	467	520
NET YARDS PASSING	3,319	3,655
Avg. Per Game	207.4	215.5
Sacked/Yards Lost	22/134	34/207
Gross Yards	3,453	3,655
Att./Completions	471/270	560/325
Completion Pct.	57.3	58.0
Had Intercepted	11	21
PUNTS/AVERAGE	77/45.1	68/44.0
NET PUNTING AVG.	77/38.9	68/38.4
PENALTIES/YARDS	95/740	102/867
FUMBLES/BALL LOST	21/7	27/9
TOUCHDOWNS	41	33
Rushing	27	20
Passing	12	20
Returns	2	1

SCORE BY PERIODS	1	2	3	4	OT	PTS
REDSKINS	56	123	97	88	0	364
Opponents	39	110	68	89	6	312

SCORING	TD-Ru-Pa-Rt	Pat	FG	S	TP
Allen	21 21 0 0	0/0	0/0	0	126
Blanton	0 0 0 0	40/40	26/32	0	118
Shepherd	5 2 3 0	0/0	0/0	0	30
Asher	4 0 4 0	0/0	0/0	0	24
REDSKINS	41 27 12	2	40/40	26/32	0 364
Opponents	33 20 12	1	31/31	27/38	0 312

2-Pt. Conversions: None
REDSKINS 0-1, Opponents 1-2.

PASSING	Att/Comp	Yds	Cmp%	Yds/Att	TD
Frerotte	470	270	3,453	57.4	7.3
REDSKINS	471	270	3,453	57.3	7.3
Opponents	560	235	3,655	58.0	6.5

RUSHING	No.	Yds	Avg	Long	TD
Allen	347	1,353	3.9	49t	21
Mitchell	39	193	4.9	32	0
Davis	23	139	6.0	39t	2
REDSKINS	467	1,910	4.1	49t	27
Opponents	520	2,275	4.4	57	20

RECEIVING	No.	Yds	Avg	Long	TD
Ellard	52	1,014	19.5	51	2
Asher	42	481	11.5	34	4
Westbrook	34	505	14.9	45	1
REDSKINS	270	3,453	12.8	52t	12
Opponents	325	3,655	11.2	64t	12

INTERCEPTIONS	No.	Yds	Avg	Long	TD
Carter	5	24	4.8	24	0
Green	3	84	28.0	68t	1
Richard	3	47	15.7	42	0
REDSKINS	21	214	10.2	68t	1
Opponents	11	154	14.0	40t	0

PUNTING	No.	Yds	Avg	Net	TB	In	Lg	B
Turk	75	3,386	45.1	39.2	11	25	63	0
REDSKINS	77	3,470	45.1	38.9	12	25	63	0
Opponents	68	2,990	44.0	36.4	13	15	72	0

PUNT RETURNS	Ret	FC	Yds	Avg	Lg	TD
Mitchell	23	16	258	11.2	71	0
Opponents	35	5	235	6.7	28	0

KICKOFF RETURNS	No.	Yds	Avg	Lg	TD
Mitchell	56	1,258	22.5	50	0
REDSKINS	65	1,401	21.6	50	0
Opponents	76	1,610	21.2	63	0

FIELD GOALS	1-19	0-29	30-39	40-49	50+
Blanton	2/2	13/13	7/7	2/7	2/3
Opponents	3/3	9/9	10/14	4/10	1/2

DEFENSIVE STATISTICS

Player	T	S	A	T/L	PD	FF	FR
M. Patton	181	99	76	6	6	2	1
Stephens	167	87	71	9	6	0	1
Harvey	123	75	39	9	2	1	2

SACKS: Owens 11, Harvey 9, Nottage 5, Gilbert 3, Patton 2, Stevens 1, Woods 1, Palmer 1, Walker 1
REDSKINS 34 Opponents 22

NOTABLES

Record (Finish): 9-7 (3rd NFC East)
National Honors: RB Terry Allen: Pro Bowl, UPI All-NFC, AP All-Pro; G Bob Dahl: UPI All-NFC; QB Gus Frerotte: Pro Bowl; CB Darrell Green: Pro Bowl; LB Ken Harvey: Pro Bowl, UPI All-NFC; P Matt Turk: Pro Bowl, AP All-Pro, College & Pro Football Newsweekly, Football Digest All-Pro, Football News All-NFC, UPI All-NFC.
Starters: Defense: WR Henry Ellard (16), LT/LG/RG Joe Patton (15/1/1); LT Shar Pourdanesh (3); LG Tré Johnson (15); C Jeff Uhlenhake (11); C Cory Laymer (5); RG Bob Dahl (15); TE Jamie Asher (12); TE Scott Galbraith (6); TE James Jenkins (6); WR Leslie Shepherd (6); WR Michael Westbrook (6); WR Bill Brooks (2); QB Gus Frerotte (16); RB Terry Allen (16); FB Marc Logan (9); FB Brian Mitchell (1).

Defense: LE Tony Woods (7); LE Sterling Palmer (6); LE Dexter Nottage (3); LT Marc Boutte (10); LT William Gaines (6); RT Sean Gilbert (16); RE Rich Owens (16); LLB Ken Harvey (16); MLB Rod Stephens (15); MLB Patrice Alexander (1); RLB Marvycus Patton (16); LCB Tom Carter (16); RCB Darrell Green (16); SS/FS Darryl Morrison (11/1); Brian Walker (4); Darryl Pounds (1); FS Stanley Richard (15).

TD%	Int	Int%	LongSack/Lost	Rating
12	2.6	11	2.3 52	22/134 79.3
12	2.5	11	2.3 52	22/134 79.2
12	2.1	21	3.8 64	34/207 69.2

1997 Won 8, Lost 7, Tied 1

Head Coach - Norv Turner

Aug. 31	W	24-10	at Carolina	72,633
Sept. 7	L	13-14	at Pittsburgh	58,059
Sept. 14	W	19-13	* Arizona	78,270
Sept. 28	W	24-13	Jacksonville	74,421
Oct. 5	L	10-24	at Philadelphia	67,008
Oct. 13	W	21-16	Dallas	76,159
Oct. 19	L	14-28	at Tennessee	31,042
Oct. 26	L	17-20	Baltimore	75,067
Nov. 2	W	31-8	at Chicago	53,032
Nov. 9	W	30-7	Detroit	75,261
Nov. 16	L	14-17	at Dallas	75,261
Nov. 23	T	7-7	* NY Giants	75,703
Nov. 30	L	20-23	St. Louis	74,772
Dec. 7	W	38-28	at Arizona	41,537
Dec. 13	L	10-30	at NY Giants	77,571
Dec. 21	W	35-32	Philadelphia	75,939

* Overtime

	Redskins	Opponents
TOTAL FIRST DOWNS	300	292
Rushing	86	129
Passing	192	149
Penalty	22	14
POSSESSION AVG.	29:27	30:33
TOTAL NET YARDS	4,998	5,030
Avg. Per Game	312.4	314.4
Total Plays	1,033	1,058
Avg. Per Play	4.8	4.8
NET YARDS RUSHING	1,615	2,212
Avg. Per Game	100.9	138.8
Total Rushes	453	508
NET YARDS PASSING	3,383	2,818
Avg. Per Game	211.4	176.1
Sacked/Yards Lost	33/198	37/280
Gross Yards	3,581	3,098
Att./Completions	547/282	513/267
Completion Pct.	51.7	52.0
Had Intercepted	20	16
PUNTS/AVERAGE	85/44.6	95/42.5
NET PUNTING AVG.	85/39.2	95/35.3
PENALTIES/YARDS	78/639	96/849
FUMBLES/LOST	21/7	36/14
TOUCHDOWNS	40	32
Rushing	12	15
Passing	22	14
Returns	6	3

SCORE BY PERIODS	1	2	3	4	OT	PTS
REDSKINS.....	62	101	80	78	6	327
Opponents.....	64	74	53	98	0	289

SCORING	TD-R	Pa-Rt	Pat	FG	S	TP
Blanton.....	0	0	0	34/34	16/24	0 82
Allen.....	5	4	1	0	0/0	0/0 30
Shepherd.....	5	0	5	0	0/0	0/0 30
REDSKINS..	40	12	22	6	39/39	16/24 0 327
Opponents..	32	15	14	3	28/28	21/25 0 289

RUSHING	No.	Yds	Avg	Long	TD
Allen.....	210	724	3.4	34	4
Davis.....	141	567	4.0	18	3
Mitchell.....	23	107	4.7	26	1
REDSKINS..	453	1,615	3.6	34	12
Opponents..	508	2,212	4.4	51t	15

PASSING	Att	Comp	Yds	Cmp%	Yds/Att	TD
Ferrotte.....	402	204	2,682	50.7	6.6	
Hostetler.....	144	79	899	54.9	6.2	
REDSKINS..	547	283	3,581	51.7	6.5	
Opponents..	513	267	3,098	52.0	6.0	

RECEIVING	No.	Yds	Avg	Long	TD
Asher.....	49	474	9.7	24	1
Mitchell.....	36	438	12.2	69	1
Westbrook...	34	559	16.4	40t.	3
Bowie.....	34	388	11.4	39t	2
REDSKINS..	283	3,581	12.7	69	22
Opponents..	267	3,098	11.6	52	14

INTERCEPTIONS	No.	Yds	Avg	Long	TD
Dishman.....	4	47	11.8	29t	1
Richard.....	4	28	7.0	23	0
REDSKINS..	16	222	13.9	83t	3
Opponents..	22	262	11.9	35t	1

PUNTING No.	Yds	Avg	Net	TB	In	Lg	B	
Turk.....	84	3,788	45.1	39.2	11	32	62	1
Opponents..	95	4,038	42.5	35.3	12	33	59	0

PUNT RETURNS	Ret	FC	Yds	Avg	Lg	TD
Mitchell.....	38	23	442	11.6	63t	1
Opponents..	33	18	237	7.2	37	0

KICKOFF RETURNS	No.	Yds	Avg	Lg	TD
Mitchell.....	47	1,094	23.3	97t	1
REDSKINS..	59	1,283	21.7	97t	1
Opponents..	67	1,515	22.6	57	0

FIELD GOALS	1-19	20-29	30-39	40-49	50+
Blanton.....	2/2	4/4	5/6	4/8	1/4
Opponents..	1/1	6/6	7/8	6/8	1/2

DEFENSIVE STATISTICS	Player	T	S	A	T/L	PD	FF	FR
Richard	181	125	55	1	12	0	1	1
Patton	175	129	43	3	4	4	1	1
Campbell	162	110	47	5	11	1	1	1

SACKS: Harvey 9.5, M Patton 4, Mims 4, Jones 4, Owens 3.5, Duff 2, Smith 2, Boutte 2, Pounds 2, Zorich 1, Dishman 1, Lang 1, Team 1.

REDSKINS 37 Opponents 33

NOTABLE Record (Finish): 8-7-1 (2nd NFC East)

National Honors: CB Cris Dishman: Pro Bowl; CB Darrell Green: Pro Bowl, College & Pro Football Weekly All-Pro; LB Ken Harvey: Pro Bowl; P Matt Turk: Pro Bowl, Sports Illustrated All-Pro, Pro Football Weekly All-NFC, The Sporting News All-Pro, Football News All-NFC, Football Digest All-NFL Second Team, USA Today All-Pro; LB Derek M. Smith: Football News All-Rookie.

Starters: Offense: WR Michael Westbrook (9), WR Albert Connell (1), LT/RT Shar Pourdanesh (10/4), LT/LG Joe Patton (6/10), LG/RG Ter Johnson (6/5), C Jeff Uhlenhake (13), C Cory Raymer (3), RG Bob Dahl (8), RG Brad Badger (1), RT Ed Simmons (12), TE Jamie Asher (13), TE James Jenkins (5), TE Darryl Ashmore (2), WR Leslie Shepherd (9), WR Henry Ellard (11), QB Gus Frerotte (13), QB Jeff Hostetler (3), RB Terry Allen (10), RB Stephen Davis (6) FB Larry Bowie (12), FB Marc Logan (1), FB Brian Mitchell (1).

Defense: LE Kenard Lang (11), LE Jamal Duff (5), LT Chris Mims (7), LT Ryan Kuehl (5), LT/RT William Gaines (4/2), RT Marc Boutte (14), RE Rich Owens (15), RE Kelvin Kinney (1), LLB Ken Harvey (14), LLB Greg Jones (3), MLB Marcus Patton (16), RLB Derrek Smith (16), LCB Cris Dishman (15), RCB Darrell Green (16), SS Jesse Campbell (16), FS Stanley Richard (16).

TD%	Int	Int%	Long	Sack/Loss	Rating
17	4.2	12	3.0	52	23/146 73.8
5	3.5	10	6.9	69	10/52 56.5
22	4.0	22	4.0	69	33/198 69.1
14	2.7	16	3.1	52	37/280 66.7

1998 **Won 6, Lost 10**

		Head Coach - Norv Turner		
Sept. 6	L	24-31	at NY Giants	76,629
Sept. 14	L	10-45	San Francisco	76,798
Sept. 20	L	14-24	at Seattle	63,336
Sept. 27	L	16-38	Denver	71,880
Oct. 4	L	10-31	Dallas	72,284
Oct. 11	L	12-17	at Philadelphia	66,183
Oct. 18	L	7-41	at Minnesota	64,004
Nov. 1	W	21-14	NY Giants	67,976
Nov. 8	L	27-29	at Arizona	43,159
Nov. 15	W	28-3	Philadelphia	67,704
Nov. 22	L	42-45	Arizona	66,435
Nov. 29	W	29-19	at Oakland	41,409
Dec. 6	W	24-20	San Diego	65,713
Dec. 13	W	28-25	at Carolina	46,940
Dec. 19	W	20-16	Tampa Bay	66,309
Dec. 27	L	7-23	at Dallas	63,565

	Redskins	Opponents
TOTAL FIRST DOWNS	295	303
Rushing	84	127
Passing	186	152
Penalty	25	24
3rd Down: Made/Att.	68/215	88/231
3rd Down: Pct.	31.6	38.1
4th Down: Made/Att.	5/15	6/15
4th Down: Pct.	33.3	40.0

POSSESSION AVG.	28:34	31:26
TOTAL NET YARDS	5,010	5,354
Avg. Per Game	313.1	334.6
Total Plays	1,027	1,057
Avg. Per Play	4.9	5.1

NET YARDS RUSHING	1,685	2,436
Avg. Per Game	105.3	152.3
Total Rushes	401	531

NET YARDS PASSING	3,325	2,918
Avg. Per Game	207.8	182.4
Sacked/Yards Lost	61/399	33/194
Gross Yards	3,724	3,112
Att./Completions	565/304	493/281
Completion Pct.	53.8	57.0
Had Intercepted	14	13

PUNTS/AVERAGE	97/43.5	92/43.1
NET PUNTING AVERAGE	97/38.9	92/35.2
PENALTIES/YARDS	112/975	95/824
FUMBLES/BALL LOST	27/15	17/8
TOUCHDOWNS	40	50
Rushing	15	24
Passing	24	21
Returns	1	5

SCORE BY PERIODS	1	2	3	4	OT	PTS
REDSKINS.....	94	80	57	88	0	319
Opponents.....	92	133	93	103	0	421

SCORING	TD	Ru	Pa	Rt	Pat	FG	S	TP
Blanchard....	0	0	0	0	30/310	11/17	0	63
Shepherd....	9	1	8	0	1	0	0	56
Hicks.....	8	8	0	0	0	0	0	48
Westbrook....	6	0	6	0	0	0	0	36
REDSKINS...	40	15	24	1	36/37	13/23	1	319
Opponents...	50	24	21	5	46/46	23/28	1	421

PASSING....	Att	Comp	Yds	Cmp%	Yds/Att
T. Green.....	509	278	3,441	54.6	6.76
Frerotte.....	54	25	382	46.3	5.24
REDSKINS...	565	304	3,724	53.8	6.59
Opponents...	493	281	3,112	57.0	6.31

RUSHING	No.	Yds	Avg	Long	TD
Allen.....	148	700	4.7	45	2
Hicks.....	122	433	3.5	28	8
REDSKINS...	401	1,685	4.2	45	15
Opponents...	531	2,436	4.6	55	24

RECEIVING	No.	Yds	Avg	Long	TD
Westbrook..	44	736	16.7	75t	6
Mitchell.....	44	306	7.0	24	0
Shepherd....	43	712	16.6	43t	8
S. Alexander	37	383	10.4	33	4
REDSKINS..	304	3,724	122.3	75t	24
Opponents..	281	3,112	11.1	63	21

INTERCEPTIONS	No.	Yds	Avg	Long	TD
L. Evans.....	3	77	25.7	54	0
D. Green.....	3	36	12.0	36	0
REDSKINS...	13	190	14.6	54	0
Opponents..	14	169	12.1	55t	2

PUNTING	No.	Yds	Avg	Net	TB	In	Lg	B
Turk.....	93	4,103	44.1	39.0	9	33	69	1
REDSKINS	97	4,216	43.5	38.9	9	34	69	1
Opponents	92	3,966	43.1	35.2	11	20	64	0

PUNT RETURNS	Ret	FC	Yds	Avg	Lg	TD
Mitchell.....	44	18	506	11.5	47	0
Opponents..	32	16	261	8.2	40	0

KICKOFF RETURNS	No.	Yds	Avg	Lg	TD
Mitchell.....	59	1,337	22.7	101t	1
REDSKINS..	70	1,512	21.6	101t	1
Opponents..	61	1,569	25.7	90t	2

FIELD GOALS	1-19	20-29	30-39	40-49	50+
Blanchard....	0/0	2/2	6/8	2/5	1/2
REDSKINS...	0/0	2/2	7/10	3/9	1/2
Opponents...	1/1	10/11	5/6	7/9	0/1

DEFENSIVE STATISTICS	Player	T	S	A	T/L	PD	FF	FR
Patton	192	134	55	3	6	1	1	1
Smith	157	103	49	5	3	1	1	1
Evans	114	74	37	3	6	0	1	1

SACKS: Wilkinson 7.5, Lang 7.0, Patton 3.0, Duff 3.0, Kalu 3.0, Boutte 2.0, Harvey 2.0, Stubblefield 1.5, G. Jones 1.0, Kinney 1.0, D. Smith 1.0, L. Evans 1.0
REDSKINS 33.0 Opponent 61.0

NOTABLE Record (Finish): 6-10 (4th NFC East)
National Honors: P Matt Turk: Pro Bowl, AP Second Team, Sports Illustrated All-Pro, Pro Football Weekly All-NFC, Football News All-NFC, Football Digest All-NFL Second Team.

Starters: Offense: WR Michael Westbrook (10), WR Albert Connell (5), LT/LG/RG Brad Badger (10/5/1) LT/RT Shar Pourdanesh (1/1/4), LG Tré Johnson (10), C Cory Rayment (16), RG/RT/LG Joe Patton (4/5/1), RG Rod Minstead (11), RT/LT Shar Pourdanesh (14/1), RT Troy Drake (20), TE Jamie Asher (7), TE Stephen Alexander (5) TE James Jenkins (4), WR Leslie Shepherd (16), QB Trent Green (14), QB Gus Frerotte (2), RB Terry Allen (9), RB Skip Hicks (5), FB/RB Stephen Davis (11/1) FB Larry Bowie (4), FB Mike Sellers (1).

Defense: LE Kenard Lang (16), LT Dan Wilkinson (16), RT Dana Stubblefield (7), RT Doug Brown (8), RT Marc Boutte (1), RE Kelvin Kinney (12), RE Jamal Duff (3), Ndukwe Kalu (1), LLB Ken Harvey (9), LLB Greg Jones (5), LLB Shawn Barber (1), MLB Marcus Patton (16), RLB Derrek Smith (16), LCB Cris Dishman (16), RCB Darrell Green (16), SS Jesse

TD	TD%	Int	Int%	Long	Sack/Lost	Rating
23	4.5	11	2.2	75	49/338	81.8
1	1.9	3	5.6	22	12/61	45.5
24	4.2	14	2.5	75	61/399	78.2
21	4.3	13	2.6	63	33/194	79.1

Head Coach - Norv Turner					
Sept. 12	L	35-41	Dallas	79,237	
Sept. 19	W	50-21	at New York Giants	77,622	
Sept. 26	W	27-20	at New York Jets	78,161	
Oct. 3	W	38-36	Carolina	76,831	
Oct. 17	W	24-10	at Arizona	55,893	
Oct. 24	L	20-38	at Dallas	64,377	
Oct. 31	W	48-22	Chicago	77,621	
Nov. 7	L	17-34	Buffalo	78,721	
Nov. 14	L	28-35	at Philadelphia	66,591	
Nov. 21	W	23-13	New York Giants	78,641	
Nov. 28	W	20-17	Philadelphia	74,741	
Dec. 5	L	17-33	at Detroit	77,693	
Dec. 12	W	28-3	Arizona	75,851	
Dec. 19	L	21-24	at Indianapolis	57,013	
Dec. 26	W	26-20	at San Francisco	68,329	
Jan. 2	W	21-10	Miami	78,106	
Playoffs					
Jan. 8	W	27-13	Detroit	79,411	
Jan. 15	L	13-14	at Tampa Bay	65,835	

	Redskins	Opponents
TOTAL FIRST DOWNS	338	322
Rushing	121	107
Passing	183	193
Penalty	34	22
3rd Down: Made/Att.	77/203	91/232
3rd Down Pct.	37.9	39.2
4th Down: Made/Att.	9/18	11/21
4th Down Pct.	50.0	52.4
POSSESSION AVG.	29:33	30:27
TOTAL NET YARDS	5965	5705
Avg. Per Game	372.8	356.6
Avg. Per Play	5.8	5.3
NET YARDS RUSHING	2039	1973
Avg. Per Game	127.4	123.3
Avg. Per Attempt	4.4	4.5
Total Rushes	463	439
NET YARDS PASSING	3926	3732
Avg. Per Game	245.4	233.3
Avg. Per Play	6.91	5.93
Sacked/Yards Lost	31/186	40/221
Gross Yards	4112	3953
Att./Completions	537/324	589/328
Completion Pct.	60.3	55.7
Had Intercepted	14	24
PUNTS/AVERAGE	71/41.2	74/42.7
PENALTIES/YARDS	104/808	102/1137
FUMBLES/BALL LOST	31/11	22/13
TOUCHDOWNS	54	43
Rushing	23	16
Passing	26	23
Misc	5	4

SCORE BY PERIODS	1	2	3	4	OT	PTS
REDSKINS	82	162	100	90	9	443
Opponents	78	89	63	141	6	377

SCORING	TD-Ru	-Pa	-Rt	Pat	FG	S	TP
Conway	0	0	0	0	49/50	22/32	0 115
Davis	17	17	0	0	0	0	0 104
Westbrook	9	0	9	0	0	0	0 56
Redskins	54	23	26	0	49/50	22/32	0 443
Opponents	43	16	23	4	38/38	25/30	0 377

RUSHING	No.	Yds	Avg	Long	TD
Davis	290	1405	4.8	76f	17
Hicks	78	257	3.3	24	3
REDSKINS	463	2,039	4.4	76	23
Opponents	439	1,973	4.5	60	16

RECEIVING	No.	Yds	Avg	Long	TD
Centers	69	544	7.9	33f	3
Westbrook	65	1191	18.3	65f	9
Connell	62	1132	18.3	62f	7
Mitchell	31	305	9.8	36	0
REDSKINS	24	375	15.6	88f	3
Opponents	0	0	-	0	0

INTERCEPTIONS	No.	Yds	Avg	Long	TD
Stevens	6	61	10.2	25	0
Bailey	5	5.5	11.0	59f	1
REDSKINS	24	375	15.6	88	3
Opponents	14	129	9.2	29	2

PUNTING	No.	Yds	Avg	Net	TB	In	Lg	B
Turk	62	41.4	35.6	10	16	57	0	
REDSKINS	62	41.4	35.6	10	16	57	0	
Opponents	4	46.0	43.3	0	2	51	0	

PUNT RETURNS	Ret	FC	Yds	Avg	Lg	TD
Mitchell	40	14	332	8.3	33	0
Opponents	3	1	5	1.7	9	0

KICKOFF RETURNS	No.	Yds	Avg	Lg	TD
Mitchell	43	893	20.8	45	0
REDSKINS	63	1,290	20.5	95f	1
Opponents	3	73	24.3	25	0

FIELD GOALS	1-19	20-29	30-39	40-49	50+
Conway	0/0	7/9	6/7	6/7	3/9
REDSKINS	0/0	7/9	6/7	6/7	3/9
Opponents	0/0	0/0	0/0	0/0	0/0

DEFENSIVE STATISTICS	Player	T	S	A	T/L	PD	FF	FR
Shade	166	119	43	4	10	0	1	
D. Smith	127	83	33	11	7	0	1	
Evans	99	55	43	0	7	0	1	

SACKS: Wilkinson 8.0, Coleman 6.5, Lang 6.0, Kalu 3.5, Cook 3.0, Stubblefield 3.0, McMillian LG 1.5, McMillian TM 1.5, Shade 1.5, Bailey 1.0, Barber 1.0, Boutte 1.0, Pounds 1.0, Smith DM 1.0, Stevens 1.0, Francis 0.5, Jones 0.5

REDSKINS 40.0 Opponents 31.0

NOTABLE
Record: (Finish): 10-6 (1st NFC East)
National Honors: RB Stephen Davis: Pro Bowl; QB Brad Johnson: Pro bowl; RB Stephen Davis: Pro Bowl.

Starters: Offense: FB Larry Centers (16), LT Andy Heck (16), RT Jon Jansen (16), QB Brad Johnson (16), RG Tre Johnson (16), C Cory Raymer (16), WR Michael Westbrook (16), TE Stephen Alexander (15), WR Albert Connell (15), RB Stephen Davis (14), LG Keith Sims (11), LG Brad Badger (5), RB Skip Hicks (2), WR Irving Fryar (1), FB/TE Mike Sellers (1).

Defense: LCB Champ Bailey (16), RLB Shawn Barber (16), RE Marco Coleman (16), RCB Darrell Green (16), SS Sam Shade (15), MLB Derek Smith, RT Dana Stubblefield (16), LT Dan Wilkinson (16), FS Leomont Evans (15), LLB Greg Jones (15), LE Kenard Lang (9), LE Anthony Cook (7), LLB James Francis (1), FS Matt Stevens (1).

PASSING ...	Att	Comp	Yds	Cmp%	Yds/Att	TD	TD%	Int	Int%	Long	Sack/Lost	Rating
B. Johnson	519	316	4005	60.9	7.72	24	4.6	13	2.5	65	29/177	90.0
Peete	17	8	107	47.1	6.29	2	11.8	1	5.9	30	2/9	82.2
Conway	1	0	0	0.0	0.00	0	0.0	0	0.0	0	0/0	39.6
REDSKINS	537	324	4,112	60.3	7.66	26	4.8	14	2.6	65	31/186	89.5
Opponents	589	328	3,953	55.7	6.71	23	3.9	24	4.1	76	40/221	72.5

2000 Won 8, Lost 8

Head Coach - **Norv Turner (Games 1-13);**

Terry Robiskie (Games 14-16)

Sept. 3	W	20-17	Carolina	80,257
Sept. 10	L	10-15	at Detroit	74,159
Sept. 18	L	21-27	Dallas	84,431
Sept. 24	W	16-6	at NY Giants	78,216
Oct. 1	W	20-17	•Tampa Bay	83,532
Oct. 8	W	17-14	at Philadelphia	65,491
Oct. 15	W	10-3	Baltimore	83,252
Oct. 22	W	35-16	at Jacksonville	69,061
Oct. 30	L	21-27	Tennessee	83,472
Nov. 5	L	15-16	at Arizona	44,723
Nov. 20	W	33-20	at St. Louis	66,087
Nov. 26	L	20-23	Philadelphia	83,284
Dec. 3	L	7-9	NY Giants	83,485
Dec. 10	L	13-32	at Dallas	63,467
Dec. 16	L	3-24	at Pittsburgh	58,183
Dec. 24	W	20-3	Arizona	65,711

• Overtime

Redskins Opponents

TOTAL FIRST DOWNS	308	254
Rushing	98	97
Passing	185	134
Penalty	25	23
3rd Down: Made/Att	84/213	72/205
3rd Down Pct	39.4	35.1
4th Down: Made/Att	4/10	4/10
4th Down Pct	40.0	40.0
POSSESSION AVG	31:27	28:33
TOTAL NET YARDS	5396	4474
Avg. Per Game	337.3	279.6
Total Plays	1038	937
Avg. Per Play	5.2	4.8
NET YARDS RUSHING	1748	1853
Avg. Per Game	109.3	115.8
Total Rushes	446	430
NET YARDS PASSING	3648	2621
Avg. Per Game	228.0	163.8
Sacked/Yards Lost	32/244	45/283
Gross Yards	3892	2904
Att./Completions	560/342	462/254
Completion Pct	61.1	55.0
Had Intercepted	21	17
PUNTS/AVERAGE	79/40.0	79/42.9
NET PUNTING AVG	79/34.4	79/35.8
PENALTIES/YARDS	115/1009	106/790
FUMBLES/BALL LOST	22/12	28/16
TOUCHDOWNS	32	26
Rushing	14	9
Passing	18	12
Returns	0	5

SCORE BY PERIODS	Q1	Q2	Q3	Q4	OT	PTS		
REDSKINS	65	80	54	79	3	281		
Opponents	63	91	39	76	0	269		
SCORING	TD	Ru	Pa	Rt	K-PAT	FG	S	PTS
Davis	11	11	0	0	0	0	0	66
Heppner LG	0	0	0	0	17/17	10/15	0	47
Heppner TM	0	0	0	0	9/9	4/6	0	21
Murray	0	0	0	0	7/8	8/12	0	31
Fryar	5	0	5	0	0	0	0	30
REDSKINS	32	14	18	0	27/29	20/30	1	281
Opponents	26	9	12	5	23/23	30/34	0	269

2-Pt Conversions: TEAM 0-3, OPPONENTS 0-3

RUSHING	No.	Yds	Avg	Long	TD
Davis	332	1318	4.0	50t	11
Centers	20	103	5.2	14	0
REDSKINS	446	1748	3.9	50t	14
Opponents	430	1853	4.3	54	9

PASSING	Att	Cmp	Yds	Cmp%	Yds/Att	TD	TD%	Int	Int%	Long	Sack/Lost	Rating
Bra. Johnson	364	227	2505	62.4	6.88	11	3.0	15	4.1	77t	20/150	75.6
George	194	113	1389	58.2	7.16	7	3.6	6	3.1	50	12/94	79.6
Husak	2	2	100.0	1.00	0.00	0	0.0	0	0.0	6	0/0	79.2
REDSKINS	560	342	3892	61.1	6.95	18	3.2	21	3.8	77t	32/244	77.0
Opponents	462	254	2904	55.0	6.29	12	2.6	17	3.7	76t	45/283	67.4

RECEIVING	No	Yds	Avg	Long	TD
Centers	80	600	7.5	26	3
Thrash	50	653	13.1	50	2
Alexander	47	510	10.9	30	2
Fryar	41	548	13.4	34t	5
Connell	39	762	19.5	77t	3
REDSKINS	342	3892	11.4	77t	18
Opponents	254	2904	11.4	76t	12

INTERCEPTIONS	No	Yds	Avg	Long	TD
Bailey	5	48	9.6	48	0
Sanders	4	91	22.8	32	0
Green	3	35	11.7	33	0
REDSKINS	17	219	12.9	48	0
Opponents	21	374	17.8	81t	1

PUNTING	No.	Yds	Avg	Net TB	In	Lg	B
Barnhardt	79	3160	40.0	34.4	5	23	53
REDSKINS	79	3160	40.0	34.4	5	23	53
Opponents	79	3386	42.9	35.8	10	23	57

PUNT RETURNS	Ret	FC	Yds	Avg	Long	TD
Sanders	25	6	185	7.4	57	0
Thrash	10	6	106	10.6	25	0
REDSKINS	36	13	356	9.9	57	0
Opponents	33	25	342	10.4	69t	2

KICKOFF RETURNS	No.	Yds	Avg	Long	TD
Thrash	45	1000	22.2	49	0
REDSKINS	63	1301	20.7	49	0
Opponents	60	1529	25.5	92t	1

GOALS	1-19	20-29	30-39	40-49	50+
Heppner LG	1/1	4/4	3/6	2/2	0/2
Heppner TM	0/0	2/2	2/3	0/0	0/1
Murray	0/0	2/2	3/4	3/6	0/0
Husted	0/0	4/4	0/3	0/1	0/0
Conway TM	0/0	3/3	0/0	0/0	0/0
Bentley LG	0/0	0/0	0/0	0/0	1/1
Bentley TM	0/0	0/0	0/0	0/0	1/1
REDSKINS	0/0	11/11	5/10	3/7	1/2
Opponents	1/1	9/10	11/11	6/8	3/4

DEFENSIVE STATISTICS

Player	T	S	A	T/L	PD	FF	FR
Shade	143	92	51	1-5	7	0	4
D. Smith	124	84	40	1-5	3	1	1
Carrier	102	65	37	0	4	1	0

SACKS: Coleman 12.0, B. Smith 10.0, Arrington 4.0, Wilkinson 3.5, Lang 3.0, Stubblefield 2.5, Barber 2.0, Mason 2.0, N. Harrison 1.0, Jones 1.0, Kalu 1.0, Mitchell 1.0, Shade 1.0, Derek M. Smith 1.0.
REDSKINS 45.0, OPPONENTS 32.0


NOTABLE

Record (Finish): 8-8 (3rd NFC East)

National Honors: TE Stephen Alexander; Pro Bowl; LB LaVar Arrington; Pro Football Weekly All-Rookie Team; Football News All-Rookie Team; CB Champ Bailey; Pro Bowl, AP Second Team, Pro Football Weekly All-NFC Team, College & Pro Football Newsweekly Second Team, Football News All-NFC Team; DE Marco Coleman; Pro Bowl; RB Stephen Davis; Pro Bowl; OT Chris Samuels; Pro Football Weekly All-Rookie Team, Football News All-Rookie Team, Football Digest Top 16 Rookies

STARTERS: Offense: TE Stephen Alexander (16), C Mark Fischer (16), RT Jon Jansen (16), LT Chris Samuels (16), RB Stephen Davis (15), WR Albert Connell (13), LG Keith Sims (13), RG Jay Leeuwenburg (12), QB Brad Johnson (11), WR Irving Fryar (8), WR James Thrash (8), FB Larry Centers (6), FB Mike Sellers (6), QB Jeff George (5), TE James Jenkins (4), RG Tre Johnson (4), LG Andy Heck (2), WR Michael Westbrook (2), RB Skip Hicks (1), LG Michael Moore (1).

Defense: LCB Champ Bailey (16), LE Marco Coleman (16), Bruce Smith (16), Dan Wilkinson (16), FS Mark Carrier (15), DE Dion Sanders (15), LLB Shawn Barber (14), SS Sam Shade (14), MLB Derek M. Smith (14), RT Dana Stubblefield (14), RLB LaVar Arrington (11), RLB Greg Jones (4), FS Matt Stevens (4), (CB) Darrell Green (2), RT Nolan Harrison (2), LLB Eddie Mason (2), CB Tyrone Drakeford (1).



Redskins Sidelines

Technology pro...

NFL PHONE NUMBERS

NFL League Office	280 Park Ave, New York, NY 10022	(212) 450-2000
NFL Properties	280 Park Ave, New York, NY 10022	(212) 838-0660
NFL Films	330 Fellowship Road, Mt. Laurel, NJ 08054	(856) 778-1600
Pro Football Hall of Fame	2121 George Halas Dr, NW, Canton, OH 44708	(330) 456-8207
Elias Sports Bureau	500 Fifth Ave, New York, NY 10036	(212) 869-1530

Team	PR Director	Phone Number
------	-------------	--------------

Arizona Cardinals	Paul Jensen	(602) 379-0101
Atlanta Falcons	Aaron Salkin	(770) 965-3115
Baltimore Ravens	Kevin Byrne	(410) 654-6200
Buffalo Bills	Scott Berchtold	(716) 648-1800
Carolina Panthers	Charlie Dayton	(704) 358-7000
Chicago Bears	Scott Hagel	(847) 295-6600
Cincinnati Bengals	Jack Brennan	(513) 621-3550
Cleveland Browns	Todd Stewart	(440) 891-5000
Dallas Cowboys	Rich Dalrymple	(972) 556-9900
Denver Broncos	Jim Saccamano	(303) 649-9000
Detroit Lions	Matt Barnhart	(248) 335-4131
Green Bay Packers	Lee Rimmel	(920) 496-5700
Houston Texans	Tony Wyllie	(832) 200-2002
Indianapolis Colts	Craig Kelley	(317) 297-2658
Jacksonville Jaguars	Dan Edwards	(904) 633-6000
Kansas City Chiefs	Bob Moore	(816) 920-9300
Miami Dolphins	Harvey Greene	(954) 452-7010
Minnesota Vikings	Bob Hagen	(952) 828-6500
New England Patriots	Stacey James	(508) 543-8200
New Orleans Saints	Greg Bense	(504) 733-0255
New York Giants	Pat Hanlon	(201) 935-8111
New York Jets	Frank Ramos	(516) 560-8100
Oakland Raiders	Mike Taylor	(510) 864-5000
Philadelphia Eagles	Ron Howard	(215) 463-2500
Pittsburgh Steelers	Ron Wahl	(412) 323-1200
St. Louis Rams	Rick Smith	(314) 982-7267
San Diego Chargers	Bill Johnston	(858) 874-4500
San Francisco 49ers	Kirk Reynolds	(408) 562-4949
Seattle Seahawks	Gary Wright	(425) 827-9777
Tampa Bay Buccaneers	Reggie Roberts	(813) 870-2700
Tennessee Titans	Robbie Bohren	(615) 565-4000
Washington Redskins	Michelle Tessier	(703) 877-2000

IMPORTANT DATES 2001

Sun., July 29	Redskins 2001 Training Camp opens at Dickinson College in Carlisle, PA
Fri., Aug. 10	Unsigned draftees cannot be traded during the 2001 season
Sun., Aug. 12	Pre-season opener at Kansas City Chiefs (8:30PM ET)
Tues., Aug. 28	Roster cut to 65 (4:00PM ET)
Sun., Sept. 2	Roster cut to 53 (4:00PM ET)
Mon., Sept. 3	Clubs may create practice squad of up to five players (4:00PM ET)
Sun., Sept. 9	Regular season opener at San Diego Chargers (4:15PM ET)
Tues., Oct. 16	Trade deadline (4:00PM ET)
Sun., Dec. 30	Regular season ends at New Orleans Saints (8:30PM ET)
Sat./Sun., Jan. 5-6	Wild Card Playoffs
Sat./Sun., Jan. 12-13	Divisional Playoffs
Sun., Jan. 20	Conference Championships
Sun., Jan. 27	Super Bowl XXXVI - New Orleans, LA
Sun., Feb. 3	Pro Bowl - Honolulu, HI
Feb. 28-Mar. 4	NFL Combine, RCA Dome, Indianapolis, IN
Mar. 17-22	League Meeting in Palm Desert, CA
Apr. 20-21	2002 NFL Draft

2001 PRE-SEASON SCHEDULE

(ALL TIMES EASTERN)

Friday, Aug. 3	Pittsburgh at Atlanta	7:30 p.m.
Saturday, Aug. 4	Dallas at Oakland	9 p.m.
	Cincinnati at Chicago	8 p.m.
Mon., Aug. 6	Hall of Fame: Miami vs. St. Louis (Canton) . . . (ABC)	8 p.m.
WEEK 1 (BYE: PITTSBURGH)		
Friday, Aug. 10	Carolina at Jacksonville	7:30 p.m.
	Cincinnati at Detroit	7:30 p.m.
	New York Giants at New England	8 p.m.
Sat., Aug. 11	Minnesota vs. New Orleans (San Antonio, TX) . . . (ESPN)	8 p.m.
	Atlanta at New York Jets	8 p.m.
	Chicago at Tennessee	8 p.m.
	Denver at Dallas	9 p.m.
	Green Bay at Cleveland	8 p.m.
	Oakland at Arizona	10 p.m.
	San Francisco at San Diego	10:30 p.m.
	Seattle at Indianapolis	7 p.m.
Sunday, Aug. 12	St. Louis at Buffalo	7:30 p.m.
	Washington at Kansas City	8:30 p.m.
Mon., Aug. 13	Miami at Tampa Bay (ESPN)	8 p.m.
	Baltimore at Philadelphia	7:30 p.m.
WEEK 2 (BYE: CINCINNATI)		
Thu., Aug. 16	Jacksonville at New York Giants (ESPN)	8 p.m.
	Pittsburgh at Minnesota	8 p.m.
Fri., Aug. 17	Tennessee at St. Louis (FOX)	8 p.m.
	Atlanta at Washington	8 p.m.
Sat., Aug. 18	Baltimore at New York Jets (CBS)	8 p.m.
	Arizona at Seattle	9:30 p.m.
	Chicago at Kansas City	8:30 p.m.
	Dallas at New Orleans	8 p.m.
	Detroit at Indianapolis	7 p.m.
	New England at Carolina	7:30 p.m.
	Philadelphia at Buffalo	7:30 p.m.
	San Diego at Miami	7 p.m.
	Tampa Bay at Cleveland	8 p.m.
Sunday, Aug. 19	Oakland at San Francisco	4 p.m.
Mon., Aug. 20	Denver at Green Bay (ABC)	8 p.m.
WEEK 3 (BYE: ATLANTA)		
Thu., Aug. 23	Philadelphia at Tennessee (CBS)	8 p.m.
	Carolina at Baltimore	7:30 p.m.
	Kansas City at Jacksonville	7:30 p.m.
Fri., Aug. 24	Indianapolis at Minnesota (FOX)	8 p.m.
	Cleveland at Washington	8 p.m.
Saturday, Aug. 25	Arizona at Chicago	8 p.m.
	Buffalo at Cincinnati	7:30 p.m.
	Detroit at Pittsburgh	1 p.m.
	Miami at Green Bay	8 p.m.
	New England at Tampa Bay	7:30 p.m.
	New Orleans at Denver	9 p.m.
	New York Jets at New York Giants	8 p.m.
	St. Louis at San Diego	10 p.m.
	Seattle at San Francisco	9 p.m.
Mon., Aug. 27	Dallas vs. Oakland (Mexico City) (ABC)	8 p.m.
WEEK 4 (BYE: CHICAGO)		
Thursday, Aug. 30	Buffalo at Pittsburgh	7:30 p.m.
	Indianapolis at Cincinnati	7:30 p.m.
	Jacksonville at Dallas	8:30 p.m.
	New York Jets at Philadelphia	7:30 p.m.
	Tennessee at Detroit	7:30 p.m.
	Washington at New England	8 p.m.
Fri., Aug. 31	Kansas City at St. Louis (ESPN)	8 p.m.
	Cleveland at Carolina	8 p.m.
	Green Bay at Oakland	9 p.m.
	Kansas City at St. Louis	8 p.m.
	Minnesota at Miami	7 p.m.
	New York Giants at Baltimore	12 p.m.
	San Diego at Arizona	9 p.m.
	San Francisco at Denver	9 p.m.
	Tampa Bay at Atlanta	7:30 p.m.
Saturday, Sept. 1	New Orleans at Seattle	1 p.m.

2001 NFL SCHEDULE

WEEK 1

OPEN DATE: ARIZONA

SUNDAY, SEPTEMBER 9

ATLANTA at SAN FRANCISCO	1:15 PM
CAROLINA at MINNESOTA	12 PM
CHICAGO at BALTIMORE	1 PM
DETROIT at GREEN BAY	12 PM
INDIANAPOLIS at N.Y. JETS	1 PM
NEW ENGLAND at CINCINNATI	1 PM
NEW ORLEANS at BUFFALO	1 PM
OAKLAND at KANSAS CITY	12 PM
PITTSBURGH at JACKSONVILLE	1 PM
ST. LOUIS at PHILADELPHIA	4:15 PM
SEATTLE at CLEVELAND	1 PM
TAMPA BAY at DALLAS	12 PM
WASHINGTON at SAN DIEGO	1:15 PM
MIAMI at TENNESSEE	7:30 PM

MONDAY, SEPTEMBER 10

N.Y. GIANTS at DENVER	7 PM
-----------------------	------

WEEK 2

OPEN DATE: SAN DIEGO

SUNDAY, SEPTEMBER 16

ARIZONA at WASHINGTON	1 PM
ATLANTA at ST. LOUIS	3:05 PM
BUFFALO at MIAMI	1 PM
CINCINNATI at TENNESSEE	12 PM
DALLAS at DETROIT	1 PM
DENVER at INDIANAPOLIS	12 PM
GREEN BAY at N.Y. GIANTS	1 PM
JACKSONVILLE at CHICAGO	3:15 PM
KANSAS CITY at SEATTLE	1:15 PM
NEW ENGLAND at CAROLINA	1 PM
N.Y. JETS at OAKLAND	1:15 PM
PHILADELPHIA at TAMPA BAY	1 PM
SAN FRANCISCO at NEW ORLEANS	12 PM
CLEVELAND at PITTSBURGH	8:30 PM

MONDAY, SEPTEMBER 17

MINNESOTA at BALTIMORE	9 PM
------------------------	------

WEEK 3

OPEN DATES: NEW ORLEANS

SUNDAY, SEPTEMBER 23

BALTIMORE at CINCINNATI	1 PM
BUFFALO at INDIANAPOLIS	12 PM
CAROLINA at ATLANTA	1 PM
DETROIT at CLEVELAND	1 PM
MINNESOTA at CHICAGO	12 PM
N.Y. GIANTS at KANSAS CITY	12 PM
N.Y. JETS at NEW ENGLAND	4:05 PM
OAKLAND at MIAMI	1 PM
PHILADELPHIA at SEATTLE	1:15 PM
ST. LOUIS at SAN FRANCISCO	1:15 PM
SAN DIEGO at DALLAS	12 PM
TENNESSEE at JACKSONVILLE	1 PM
DENVER at ARIZONA	5:35 PM

Monday, Sept. 24

WASHINGTON at GREEN BAY	8 PM
-------------------------	------

WEEK 4

OPEN DATES: CHICAGO, DETROIT, TENNESSEE

SUNDAY, SEPTEMBER 30

ATLANTA at ARIZONA	1:05 PM
BALTIMORE at DENVER	2:15 PM
CINCINNATI at SAN DIEGO	1:15 PM
CLEVELAND at JACKSONVILLE	4:15 PM
GREEN BAY at CAROLINA	1 PM
INDIANAPOLIS at NEW ENGLAND	1 PM
KANSAS CITY at WASHINGTON	1 PM
MIAMI at ST. LOUIS	12 PM
NEW ORLEANS at N.Y. GIANTS	1 PM
PITTSBURGH at BUFFALO	1 PM
SEATTLE at OAKLAND	1:15 PM
TAMPA BAY at MINNESOTA	12 PM
DALLAS at PHILADELPHIA	8:30 PM

MONDAY, OCTOBER 1

SAN FRANCISCO at N.Y. JETS	9 PM
----------------------------	------

WEEK 5

OPEN DATES: DALLAS, INDIANAPOLIS, OAKLAND

SUNDAY, OCTOBER 7

ARIZONA at PHILADELPHIA	1 PM
CHICAGO at ATLANTA	1 PM
CINCINNATI at PITTSBURGH	1 PM
GREEN BAY at TAMPA BAY	4:15 PM
JACKSONVILLE at SEATTLE	1:05 PM
KANSAS CITY at DENVER	2:05 PM
MINNESOTA at NEW ORLEANS	12 PM
NEW ENGLAND at MIAMI	1 PM
N.Y. JETS at BUFFALO	4:05 PM
SAN DIEGO at CLEVELAND	1 PM
TENNESSEE at BALTIMORE	1 PM
WASHINGTON at N.Y. GIANTS	1 PM
CAROLINA at SAN FRANCISCO	5:30 PM

MONDAY, OCTOBER 8

ST. LOUIS at DETROIT	9 PM
----------------------	------

WEEK 6

OPEN DATES: BUFFALO, JACKSONVILLE, PHILADELPHIA

SUNDAY, OCTOBER 14

ARIZONA at CHICAGO	12 PM
BALTIMORE at GREEN BAY	12 PM
CLEVELAND at CINCINNATI	1 PM
DENVER at SEATTLE	1:15 PM
DETROIT at MINNESOTA	12 PM
MIAMI at N.Y. JETS	4:15 PM
NEW ORLEANS at CAROLINA	1 PM
N.Y. GIANTS at ST. LOUIS	12 PM
PITTSBURGH at KANSAS CITY	12 PM
SAN DIEGO at NEW ENGLAND	1 PM
SAN FRANCISCO at ATLANTA	1 PM
TAMPA BAY at TENNESSEE	12 PM
OAKLAND at INDIANAPOLIS	7:30 PM

MONDAY, OCTOBER 15

WASHINGTON at DALLAS	8 PM
----------------------	------

WEEK 7

OPEN DATES: MIAMI, SAN FRANCISCO, SEATTLE

THURSDAY, OCTOBER 18

BUFFALO at JACKSONVILLE	8:30 PM
-------------------------	---------

SUNDAY, OCTOBER 21

ATLANTA at NEW ORLEANS	12 PM
BALTIMORE at CLEVELAND	1 PM
CAROLINA at WASHINGTON	1 PM
CHICAGO at CINCINNATI	1 PM
DALLAS at OAKLAND	1:15 PM
DENVER at SAN DIEGO	1:05 PM
GREEN BAY at MINNESOTA	3:15 PM
KANSAS CITY at ARIZONA	1:05 PM
NEW ENGLAND at INDIANAPOLIS	12 PM
PITTSBURGH at TAMPA BAY	1 PM
ST. LOUIS at N.Y. JETS	1 PM
TENNESSEE at DETROIT	1 PM

MONDAY OCTOBER 22

PHILADELPHIA at N.Y. GIANTS	9 PM
-----------------------------	------

WEEK 8

OPEN DATES: ATLANTA, CLEVELAND, GREEN BAY

SUNDAY OCTOBER 28

ARIZONA at DALLAS	3:05 PM
BUFFALO at SAN DIEGO	1:15 PM
CINCINNATI at DETROIT	1 PM
INDIANAPOLIS at KANSAS CITY	12 PM
JACKSONVILLE at BALTIMORE	1 PM
MIAMI at SEATTLE	1:15 PM
MINNESOTA at TAMPA BAY	1 PM
NEW ENGLAND at DENVER	2:15 PM
NEW ORLEANS at ST. LOUIS	2 PM
N.Y. JETS at CAROLINA	1 PM
OAKLAND at PHILADELPHIA	4:15 PM
SAN FRANCISCO at CHICAGO	12 PM
N.Y. GIANTS at WASHINGTON	8:30 PM

MONDAY, OCTOBER 29

TENNESSEE at PITTSBURGH	9 PM
-------------------------	------

WEEK 9

OPEN DATES: CINCINNATI, MINNESOTA, ST. LOUIS

SUNDAY, NOVEMBER 4

BALTIMORE at PITTSBURGH	1 PM
CAROLINA at MIAMI	1 PM
CLEVELAND at CHICAGO	12 PM
DALLAS at N.Y. GIANTS	1 PM
DETROIT at SAN FRANCISCO	1:05 PM
INDIANAPOLIS at BUFFALO	4:15 PM
JACKSONVILLE at TENNESSEE	1 PM
KANSAS CITY at SAN DIEGO	1:15 PM
NEW ENGLAND at ATLANTA	1 PM
PHILADELPHIA at ARIZONA	2:05 PM
SEATTLE at WASHINGTON	4:15 PM
TAMPA BAY at GREEN BAY	12 PM
N.Y. JETS at NEW ORLEANS	7:30 PM

MONDAY, NOVEMBER 5

DENVER at OAKLAND	6 PM
-------------------	------

WEEK 10

OPEN DATE: WASHINGTON

SUNDAY, NOVEMBER 11

BUFFALO at NEW ENGLAND	1 PM
CAROLINA at ST. LOUIS	12 PM
CINCINNATI at JACKSONVILLE	1 PM
DALLAS at ATLANTA	1 PM
GREEN BAY at CHICAGO	12 PM
KANSAS CITY at NY JETS	1 PM
MIAMI at INDIANAPOLIS	1 PM
MINNESOTA at PHILADELPHIA	4:15 PM
NEW ORLEANS at SAN FRANCISCO	1:15 PM
N.Y. GIANTS at ARIZONA	2:15 PM
PITTSBURGH at CLEVELAND	1 PM
SAN DIEGO at DENVER	2:05 PM
TAMPA BAY at DETROIT	1 PM
OAKLAND at SEATTLE	5:30 PM

MONDAY, NOVEMBER 12

BALTIMORE at TENNESSEE	8 PM
------------------------	------

WEEK 11

OPEN DATE: KANSAS CITY

SUNDAY, NOVEMBER 18

ATLANTA at GREEN BAY	12 PM
CHICAGO at TAMPA BAY	1 PM
CLEVELAND at BALTIMORE	1 PM
DETROIT at ARIZONA	2:15 PM
INDIANAPOLIS at NEW ORLEANS	12 PM
JACKSONVILLE at PITTSBURGH	4:05 PM
NEW YORK JETS at MIAMI	1 PM
PHILADELPHIA at DALLAS	12 PM
SAN DIEGO at OAKLAND	1:05 PM
SAN FRANCISCO at CAROLINA	1 PM
SEATTLE at BUFFALO	1 PM
TENNESSEE at CINCINNATI	1 PM
WASHINGTON at DENVER	2:15 PM
ST. LOUIS at NEW ENGLAND	8:30 PM

MONDAY, NOVEMBER 19

N.Y. GIANTS at MINNESOTA	8 PM
--------------------------	------

WEEK 12

OPEN DATE: NEW YORK JETS

THURSDAY, NOVEMBER 22

GREEN BAY at DETROIT	12:30 PM
DENVER at DALLAS	3:05 PM

SUNDAY, NOVEMBER 25

ARIZONA at SAN DIEGO	1:05 PM
ATLANTA at CAROLINA	1 PM
BALTIMORE at JACKSONVILLE	1 PM
CINCINNATI at CLEVELAND	1 PM
MIAMI at BUFFALO	1 PM
NEW ORLEANS at NEW ENGLAND	4:05 PM
OAKLAND at N.Y. GIANTS	4:15 PM
PITTSBURGH at TENNESSEE	12 PM
SAN FRANCISCO at INDIANAPOLIS	1 PM
SEATTLE at KANSAS CITY	12 PM
WASHINGTON at PHILADELPHIA	1 PM
CHICAGO at MINNESOTA	7:30 PM

MONDAY, NOVEMBER 29

TAMPA BAY at ST. LOUIS	8 PM
------------------------	------

WEEK 13

OPEN DATE: NEW YORK GIANTS

THURSDAY, NOVEMBER 29

PHILADELPHIA at KANSAS CITY	7:30 PM
-----------------------------	---------

SUNDAY, DECEMBER 2

ARIZONA at OAKLAND	1:15 PM
CAROLINA at NEW ORLEANS	12 PM
DALLAS at WASHINGTON	4:15 PM
DENVER at MIAMI	1 PM
DETROIT at CHICAGO	12 PM
INDIANAPOLIS at BALTIMORE	1 PM
MINNESOTA at PITTSBURGH	1 PM
NEW ENGLAND at NY JETS	1 PM
ST. LOUIS at ATLANTA	1 PM
SAN DIEGO at SEATTLE	1:05 PM
TAMPA BAY at CINCINNATI	1 PM
TENNESSEE at CLEVELAND	1 PM
BUFFALO at SAN FRANCISCO	5:30 PM

MONDAY, DECEMBER 3

GREEN BAY at JACKSONVILLE	9 PM
---------------------------	------

WEEK 14

OPEN DATE: BALTIMORE

SUNDAY, DECEMBER 9

CAROLINA at BUFFALO	1 PM
CHICAGO at GREEN BAY	12 PM
CLEVELAND at NEW ENGLAND	1 PM
DETROIT at TAMPA BAY	1 PM
JACKSONVILLE at CINCINNATI	1 PM
KANSAS CITY at OAKLAND	1:15 PM
NEW ORLEANS at ATLANTA	1 PM
N.Y. GIANTS at DALLAS	12 PM
NEW YORK JETS at PITTSBURGH	4:15 PM
SAN DIEGO at PHILADELPHIA	1 PM
SAN FRANCISCO at ST. LOUIS	12 PM
TENNESSEE at MINNESOTA	12 PM
WASHINGTON at ARIZONA	2:05 PM
SEATTLE at DENVER	6:30 PM

MONDAY, DECEMBER 10

INDIANAPOLIS at MIAMI	9 PM
-----------------------	------

WEEK 15

OPEN DATE: CAROLINA

SATURDAY, DECEMBER 15

ARIZONA at N.Y. GIANTS	12:30 PM
OAKLAND at SAN DIEGO	1 PM

SUNDAY, DECEMBER 17

ATLANTA at INDIANAPOLIS	1 PM
CINCINNATI at NEW YORK JETS	1 PM
DALLAS at SEATTLE	1:15 PM
DENVER at KANSAS CITY	12 PM
GREEN BAY at TENNESSEE	3:15 PM
JACKSONVILLE at CLEVELAND	1 PM
MIAMI at SAN FRANCISCO	1:05 PM
MINNESOTA at DETROIT	1 PM
NEW ENGLAND at BUFFALO	1 PM
PHILADELPHIA at WASHINGTON	1 PM
TAMPA BAY at CHICAGO	12 PM
PITTSBURGH at BALTIMORE	8:30 PM

MONDAY, DECEMBER 17

ST. LOUIS at NEW ORLEANS	8 PM
--------------------------	------

WEEK 16

OPEN DATE: DENVER

SATURDAY, DECEMBER 22

MIAMI at NEW ENGLAND	12:30 PM
PHILADELPHIA at SAN FRANCISCO	1 PM
TENNESSEE at OAKLAND	6 PM

SUNDAY, DECEMBER 23

BUFFALO at ATLANTA	1 PM
CHICAGO at WASHINGTON	1 PM
CINCINNATI at BALTIMORE	1 PM
CLEVELAND at GREEN BAY	12 PM
DALLAS at ARIZONA	2:05 PM
DETROIT at PITTSBURGH	1 PM
JACKSONVILLE at MINNESOTA	3:15 PM
NEW ORLEANS at TAMPA BAY	1 PM
ST. LOUIS at CAROLINA	1 PM
SAN DIEGO at KANSAS CITY	12 PM
SEATTLE at N.Y. GIANTS	1 PM
NEW YORK JETS at INDIANAPOLIS	8:30 PM

WEEK 17

OPEN DATE: NEW ENGLAND

SATURDAY, DECEMBER 29

BALTIMORE at TAMPA BAY	8 PM
------------------------	------

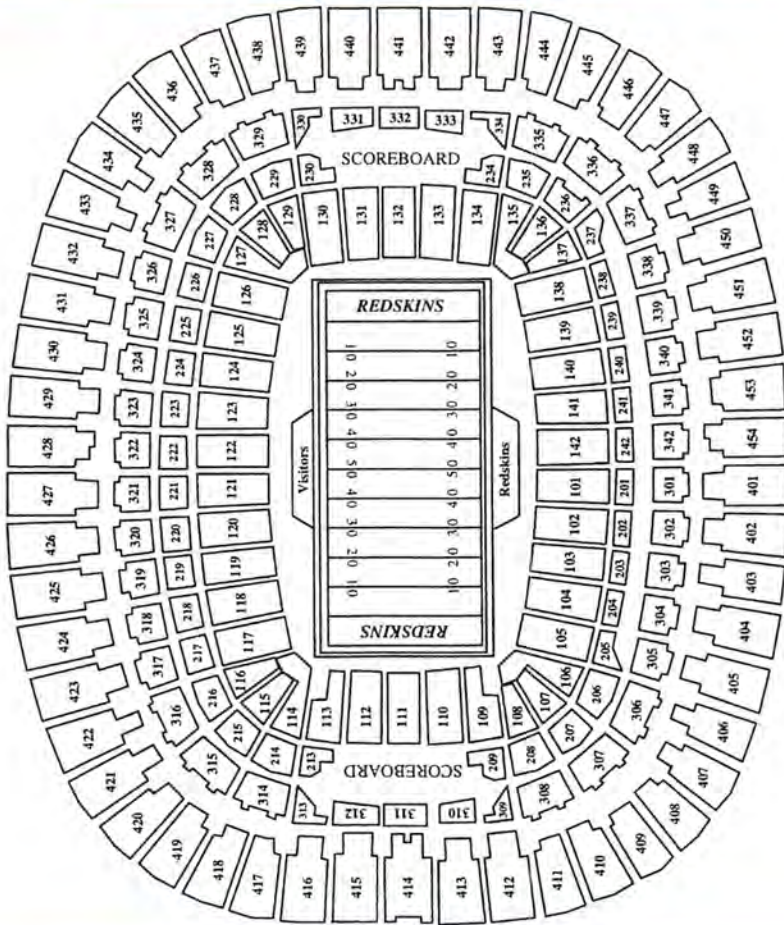
SUNDAY, DECEMBER 30

ARIZONA at CAROLINA	1 PM
ATLANTA at MIAMI	1 PM
BUFFALO at N.Y. JETS	1 PM
CHICAGO at DETROIT	1 PM
CLEVELAND at TENNESSEE	12 PM
INDIANAPOLIS at ST. LOUIS	12 PM
KANSAS CITY at JACKSONVILLE	1 PM
MINNESOTA at GREEN BAY	12 PM
N.Y. GIANTS at PHILADELPHIA	4:05 PM
OAKLAND at DENVER	2:15 PM
PITTSBURGH at CINCINNATI	1 PM
SAN FRANCISCO at DALLAS	12 PM
SEATTLE at SAN DIEGO	1:15 PM
WASHINGTON at NEW ORLEANS	7:30 PM

2002

- JANUARY 5-6 - Wild Card Weekend
- JANUARY 12-13 - Divisional Playoffs
- JANUARY 20 - Conference Championships
- JANUARY 27 - Super Bowl XXXVI -
NEW ORLEANS, Louisiana
- FEBRUARY 3 - AFC-NFC Pro Bowl -
Honolulu, Hawaii

Stadium Seating Chart



FEDEXFIELD SEATING CAPACITY

	Suites	Seats
Upper Level	33,033
Loge Seats	2,047
Suites208	4,982
Club Level	15,735
Owner's Club26	321
Lower	29,266
Field Club	1,100
Total234	86,484

FedExField®



FedExField is the premier stadium in the National Football League. Located in Landover, MD, the privately financed FedExField was completed in a record 17 months and hosted the Redskins home opener in 1997 - a 19-13 overtime win against the Arizona Cardinals.

The stadium is located on a 200-acre site and is the largest outdoor stadium in the NFL with over 86,000 seats - nearly 5,000 more than the next largest, the Pontiac Silverdome - and parking for more than 22,000 cars. FedExField is one of just two stadiums in the League with three tiers of luxury suites, a total of 234. Suites are equipped with restrooms, refrigerators, televisions, two rows of seats, bar stools and a lounge area. A full range of catering options are available for game day entertaining.

FedExField increased the Redskins attendance capacity by over 40% when the team left RFK Stadium after 1996. Nevertheless, the Redskins have sold out every home game for the past 34

seasons (262 regular season and 13 playoff games) including all 33 contests at FedExField. All eight games for the 2001 season are sold out, as well as both pre-season contests.

Construction on FedExField began in March 1996 and cost \$250 million. The following year, \$30 million was spent to create a 170,000 square-foot atrium encircling the entire stadium, making the Joe Gibbs Club Level the most spectacular in the league.

When Daniel M. Snyder became the Redskins owner in July 1999, one of his first tasks was to make additional improvements to FedExField. Immediately, millions of dollars were invested in such projects as replacing metal rails with glass rails in order to provide unobstructed sight lines in the stadium bowl. The sound system was significantly upgraded and the parking lot was re-structured and re-routed to greatly improve the traffic flow on game days.



After his inaugural season, Snyder spent over \$20 million to enhance FedExField. Over the past two seasons, a number of changes have been implemented to improve the Game Day experience at a total cost of more than \$50 million. Escalators have been installed for fans in the upper tier, as well as a 3,000-foot circumference wind-screen around the top of the stadium to improve fan comfort. The spectacular new Owner's Club Suite Level was created, which is also home to the 250-seat press box, new for the 2001 season. Seats have been added to the general admission, Club and Loge levels, and a sophisticated radiant heating system has been installed throughout the Loge level. The Hall of Fame Store has been remodeled and completely re-merchandised with new Redskins products. Finally, the field has been improved and re-sodded.

Recommended Routes

FedExField is conveniently located for fans in Washington DC, Maryland and Virginia.

Metro: Washington Metro Area Transit Authority (WMATA) provides public transportation to the stadium. Shuttle bus service is provided to and from the Addison Road and Landover Stations.

From Northern Virginia: Take I-495/95 North (Wilson Bridge) to either Exit 15-A (Central Ave. east), 15-B (Central Ave. west), or Exit 16 (Stadium/Arena Dr.)

From Montgomery and Howard Counties: Take I-95/495 south to Exit 17-A (Rt. 202/Landover Road east), Exit 17-B (Rt. 202/Landover Rd. east), or Exit 16 (Stadium/Arena Dr.).

From Prince Georges and Anne Arundel Counties: Take 50 west to 495 south. Exit at 17-A (Rt. 202/Landover Road east), Exit 17-B (Rt. 202/Landover Rd. east), or Exit 16 (Stadium/Arena Dr.).

From Washington, DC: Take East Capitol St. east. It becomes Central Ave. in Maryland (Rt. 214) to Summerfield Rd.

A DAY OF FIRSTS: SEPTEMBER 14, 1997

The Redskins opened with a thrilling 19-13 overtime victory over the Arizona Cardinals in front of a record crowd of Washington fans.

In their first game at their new home, the Redskins were forced into overtime when Cardinals kicker Kevin Butler connected on a 47-yard field goal to tie the score with just two seconds remaining.

The Cards won the toss to start the extra period, but rookie defenseman Kenard Lang stripped Arizona running back Leeland McElroy of the football, and Derek M. Smith recovered for the Skins on the 35-yard line. Quarterback Gus Frerotte was sacked on first down, but on the next play, he found Michael Westbrook in the endzone for a game-winning 40-yard touchdown.

National Anthem	Sung by Mary Chapin Carpenter
Coin Toss	Redskins win toss and elect to receive
Snap	Redskins center Jeff Uhlenhake to quarterback Gus Frerotte
Play	Redskins Terry Allen three-yard run
Pass Play	Redskins quarterback Gus Frerotte threw incomplete, intended for running back Terry Allen
Punt	Redskins Matt Turk punts 53 yards with 13:57 left in the first quarter
Completion and 1st Down	Cardinals Kent Graham passed six yards to wide receiver Frank Sanders
Score	Redskins Scott Blanton 20-yard field goal
Touchdown	Cardinals Tommy Bennet recovered blocked punt in end zone with 57 seconds left in the first quarter
Redskins Touchdown	Michael Westbrook five-yard reception from Gus Frerotte with 13:37 left in the second quarter
Turnover	Fumble by Cardinals Frank Sanders
Penalty	False start by Redskins left tackle Shar Pourdanesh
Sack	Redskins Marc Boutte sacks Kent Graham in first quarter
Interception	Cardinals linebacker Ron McKinnon, on pass by Gus Frerotte with 10:46 left in the second quarter
Timeout	Cardinals Kent Graham with 9:56 left in the second quarter
Halftime Score	Washington Redskins 10, Arizona Cardinals 7
Victory	Washington Redskins 19, Arizona Cardinals 13 in overtime



Welcome to Redskin Park

Rising from a former dairy farm and set on a picturesque 162 acres of land in Ashburn, Virginia, Redskin Park is the Washington Redskins' training facility.

The Redskins' home since August of 1992, the state-of-the-art NFL complex features four football fields (three natural grass and one turf), strength training and sports medicine facilities, accommodations for electronic and print media and ample parking. The building amasses some 65,000 square feet. Located in Beaumeade Corporate Park near the intersection of Virginia State routes 28 and 625 (Waxpool Road), the two-story concrete and glass structure houses the front office and coaching staff, as well as team meeting rooms, an auditorium, player and staff locker rooms, a strength and conditioning center, an equipment room, training rooms, and the video studio. The training room also has an X-ray room and dentist office, in addition to private examination rooms for doctors. The public area of the building consists of large hallways and high ceilings with natural lighting.

The upper floor consists of a large, 105-seat multi-purpose auditorium, used for team-meetings, press conferences and film sessions, with connecting meeting rooms for offensive and defensive coaches and players. Coaches, as well as the scouting department, have their offices and video rooms on this floor.

The club's finance, marketing, public relations and administrative offices are also located on the upper floor. An adjacent media room has individual




cubicles furnished with desks and electrical outlets for beat reporters. The media room, as well as the auditorium and the locker room, is pre-wired for direct television uplink.

For the first time in the history of the organization, the 2000 season opened at Redskin Park, as the team held its training camp at team headquarters. The Washington Redskins conducted its usual training camp regimen at the facility, but added a fan village that included a Redskins store, a Redskins restaurant and the renowned NFL Experience. Hosting

training camp in Ashburn enabled thousands of fans from all over the Washington, D.C., area to visit Redskin Park, watch their favorite players just feet from the practice field, get autographs each day and take part in the Redskins experience.

This year the Redskins organization chose to re-establish a 32-year tradition by returning training camp back to Dickinson College in Carlisle, PA.





THE REDSKINS' LEADING PASSER

FedEx
Express



REDSKINS.COM

The official source of Redskins merchandise and information on the web.



The Washington Redskins official team website, **REDSKINS.COM**, provides fans with all the latest information about the team. News, stats, a new online merchandise store and information about FedExField are just a few of the features available at **REDSKINS.COM**.

Packed of information and news from Redskin Park, training camp, and FedExField, the site provides visitors with new stories and pictures as they develop, as well as the ability to register for e-mail updates when information is posted. Visiting www.redskins.com gives Redskins fans access to behind-the-scenes information that cannot be found anywhere else.

Here are some of the features to check out during the 2001 season:

Redskins Store: The newest and brightest feature on **REDSKINS.COM**. This online store gives fans the opportunity to browse the latest Redskins merchandise and purchase items online with just a few clicks of the mouse. Everything from t-shirts and sweatshirts to Redskins card tables and Redskins chairs is available at a fan's fingertips. Fans earn special points for purchases, giving them the opportunity to reach certain point thresholds for prizes. Best of all, the Redskins store is equipped with the latest Internet security, so shopping at the store is safe and convenient.



Locker Room: This section features season statistics, team rosters and depth charts, and much more. "Ask the Redskins" feature allows visitors to submit questions for players and coaches. The legacy section is a new addition where fans will be able to read about the rich history of the Washington Redskins.

Press Box: All the latest news from Redskin Park and FedExField. Sign up here for the **REDSKINS.COM** e-mail subscriber list, a feature that alerts fans to new information on the site. The Audio Archive gives fans and media alike the chance to hear Head Coach Marty Schottenheimer's press conferences after games at FedExField and the day after games, at Redskin Park.

Stadium Info: Find any information about FedExField, including the location of seats, directions to the stadium via car or Metro, parking information, and the rules and regulations governing the stadium.

Leadership Council: The charity arm of the Redskins, the Washington Redskins Leadership Council is extremely active in the greater Washington, DC community. Check here to find information about what the Redskins are doing around DC - from continuing programs like Redskins Read and Redskins All-Stars to new programs like Fields for Tomorrow.

Washington Redskins Cheerleaders: Learn more about your favorite First Ladies of Football. Not only can you read each cheerleader's individual bio, but you can also find information about new events and appearance opportunities.

The best thing about **REDSKINS.COM** is that it is changing all the time. More features will become available before the opening kickoff on the opening weekend of the NFL. Stay tuned to see what is in store next, and always remember that **REDSKINS.COM** is the authority for Redskins information on the web.



THE REDSKINS' LEADING RUSHER

FedEx[®]
Ground





WASHINGTON REDSKINS

Leadership Council

Founded by Redskins owner Daniel M. Snyder in January 2000, the Washington Redskins Leadership Council is an innovative charitable partnership between the team and prominent Washington-area business leaders. The Leadership Council and its 40 charter members, all CEO's of leading Washington corporations, are charged with leveraging the significant assets and community influence of the Washington Redskins to make a positive influence and impact on the greater Washington Community. The Washington Redskins Leadership Council is a 501(c)(3) non-profit organization.

The Leadership Council concept, which utilizes the assets of the Redskins and maximizes corporate entities, is unique to all professional sports. The Leadership Council is striving to revolutionize sports philanthropy and change the ways teams give back to their communities.

To achieve its lofty goals, the Leadership Council designs, creates and implements signature programs in the community that combine the financial resources of the Council with the influence of the Redskins to maximize the benefit to neighborhoods throughout Maryland, Virginia and the District of Columbia.

Each of the Leadership Council's programs addresses a specific issue that affects our communities. The goal of these signature programs is to achieve measurable, tangible results and increase awareness of some of the most crucial issues facing the Redskins' community. For the 2001 season, the four programs for 2001 focus on literacy, education, community service and youth football development.



Presenting Sponsor Andersen

Charter Members

Amtrak
A & R Foods, Inc.
Bank of America
Bernstein Estrin Family Charitable Fund
Circuit City Stores, Inc.
Columbia Capital
Dominion Resources, Inc.
Etensity, Inc.
Fannie Mae Foundation
FedEx Corporation
Fight For Children
Freddie Mac
Friedman, Billings, Ramsey & Co. Inc.
Hewlett-Packard Company
Human Vision LLC
Information Management Consultants, Inc.
Intelsat
Lee Technologies Group
Marriott International, Inc.
Meltzer, Schiner & Carroll, LLC
Microsoft Corporation
Morino Group
NBC 4
Net2000 Communications, Inc.
Northern Virginia Technology Council
NVR Inc.
OTG Software
Prince George's County Economic Development Corporation
Proxicom, Inc.
Sallie Mae
SIGNAL Corporation
Suburban Hospital
TELECON LLC
Transaction Network Services, Inc.
True Careers, a division of Sallie Mae
Venturehouse Group
The Washington Post
Washington Hospital Center
ztango.com

Founder

Daniel M. Snyder
Owner, Washington Redskins

Honorary Chairperson

Marty Schottenheimer

Honorary Members

Bobby Mitchell
Art Monk
Honorable J.C. Watts

REDSKINS Read

Redskins Read uses the influence of Redskins players to promote literacy and reading by encouraging youth to visit their local libraries during the summer months. In addition to distributing over one million posters and bookmarks featuring Redskins players, by the end of summer 2001, the Redskins ReadMobile will have made 100 appearances at local libraries and distributed 25,000 new books to children living in book deficient environments.



4th & Life

High School Football Forum

The Fourth & Life High School Football Forum utilizes Redskins players and coaches to prepare local high school athletes for life after football, and teaches youth valuable life lessons that can be applied both on and off the gridiron. In

December 2001, these high school athletes and their coaches will be invited to attend a forum at FedExField, where the students will have the unique opportunity to listen to Redskins players and coaches discuss their personal experiences.



Redskins All-Stars is a contest designed to inspire, encourage and reward kids for getting involved in community service.

Youth organizations that register for the program receive a \$100 Home Depot seed grant from the Redskins to help kick off a community project such as garden plantings or community center restorations. The Leadership Council will award \$50,000 to those organizations whose projects leave lasting impressions upon the community. Redskins' players will make appearances at numerous project sites to reward area youth for their commitment to community service.

Fields for Tomorrow

Fields For Tomorrow is a truly unique football field renovation program that represents a \$500,000 commitment to improving the condition of youth football fields throughout the area. To support this effort, the NFL Youth Football Fund has pledged \$200,000 to this effort in addition to the \$300,000 commitment by the Leadership Council. Under the supervision of the Washington Redskins Grounds Crew, who maintain FedExField, ten youth football fields will be completely renovated over the next two years.



For more information about the Washington Redskins Leadership Council, log-on to REDSKINS.COM and click on the Leadership Council icon.

REDSKINS RADIO NETWORK



The Washington Redskins can be heard throughout seven states on flagship station 106.7 FM WJFK. The trio of Sonny Jurgensen, Sam Huff and Frank Herzog will carry all the action throughout the 2001 season. The Redskins Radio Network stretches beyond Virginia, D.C. and Maryland, to listeners in the Carolinas, Pennsylvania, Delaware, West Virginia, Kentucky and Tennessee.

2001-2002 Washington Redskins Radio Network

Virginia

Charlottesville	1070 AM	WINA
Fredericksburg	1230 AM	WFVA
Fredericksburg	101.5 FM	WBQB
Gloucester	1420 AM	WXGM
Gloucester	99.1 FM	WXGM
Harrisonburg	550 AM	WSVA
Kilmarnock	101.7 FM	WKWI
Leesburg	1200 AM	WAGE
Lynchburg	1050 AM	WBRG
Martinsville	1450 AM	WMVA
Moneta	880 AM	WVLR
Narrows/Pearisburg	990 AM	WNRV
Norfolk	790 AM	WNIS
Richmond	1140 AM	WRVA
Roanoke	960 AM	WFIR
Staunton	93.1 FM	WSVO
Tappahannock	1000 AM	WRAR
Tappahannock	105.1 FM	WRAR
Winchester	99.3 FM	WFQX

Maryland

Annapolis	1430 AM	WNAV
Cambridge	107.1 FM	WTDK
Crisfield	96.9 FM	WBEO
Frederick	930 AM	WFMD
Cumberland	1270 AM	WCBC

Hagerstown	1490 AM	WARK
Hagerstown	106.9 FM	WARK
LaPlata	102.9 FM	WKIK
Pocomoke City	540 AM	WDMV

North Carolina

Cherryville	1590 AM	WCSL
Fayetteville	1230 AM	WFAY
Gastonia	1450 AM	WGNC
Graham	1200 AM	WSML
Jackson	1230 AM	WLNR
Lincolnton	1050 AM	WLON
Nags Head	92.5 FM	WNHW
New Bern	97.9 FM	WRUP
Rocky Mount	1490 AM	WRMT
Salisbury	490 AM	WSTP
Shelby	730 AM	WOHS
Winston-Salem	600 AM	WSJS

Pennsylvania

Elizabethtown	1600 AM	WPDC
Gettysburg	1320 AM	WGET
York	1350 AM	WOYK

West Virginia

Beckley	620 AM	WWNR
Martinsburg	740 AM	WRNR

Delaware

Rehobeth Beach	92.7 FM	WGMD
----------------	---------	------

Nevada

Las Vegas	1340 AM	KRLV
-----------	---------	------

MODELL'S

SPORTING GOODS


Gotta Go To Mo's

SINCE 1919


**FOR THE BEST
SELECTION OF**

REDSKINS

MERCHANDISE



Call: 1-800-ASK-MODELLS www.MODELLS.com



2001 REDSKINS CHEERLEADERS

Name	Age	Occupation	Hometown	Year
Courtney	24	Legal Assistant	Iowa	6th
Debbie	31	Marketing Director	Virginia	5th
Stephanie	34	Medical Representative	New Jersey	5th
Erin	26	Marketing and Sales Rep	Maryland	5th
Hedy	29	IP Consultant	Maryland	5th
Shell	21	Student	Texas	4th
Manda	21	Student	Maryland	4th
Shannon	21	Student	Maryland	4th
Shaunte	21	Student	Maryland	4th
Angela	27	Financial Analyst	Virginia	3rd
Soojin	26	Banker	Korea	3rd
Kimberly	23	Software Developer	Guam	3rd
Jackie	24	Special Ed. Teacher	New Jersey	3rd
GeNienne	25	Software Engineer	Virginia	3rd
Allison	23	Student	Maryland	3rd
April	21	Student	Virginia	2nd
Wanda	24	Head Dance Instructor	Maryland	2nd
Katie	19	Student	Maryland	2nd
Kori	24	Engineer/Web Developer	Maryland	2nd
Lisa	23	Statistician	California	2nd
Tina	28	Marketing and Sales Rep	Maryland	2nd
Tiffani	22	Financial Analyst	Maryland	2nd
Jackie	31	Leasing Director	Washington, D.C.	2nd
Valerie	23	Graduate Student	Montana	R
Carla	20	Student	New Jersey	R
Jennifer	29	Publications Specialist	Maryland	R
Heather	19	Student	Virginia	R
Monica	26	Account Executive	Maryland	R
Christine	25	Admin. Associate	Maryland	R
Cheryl	21	Student	Maryland	R
Emily	20	Teacher	Maryland	R
Carly	21	Student	Virginia	R
Jeanette	28	Pharmaceutical Sales Rep	Missouri	R
Cybill	24	Grad Student	Mississippi	R
Erin	22	Governmental Affairs Rep	Virginia	R
Lori	29	Flight Attendant	Georgia	R

FedExField STATS CREW

2001 STATS

Jon Stratton	15 Years
Tom Ball	11 Years
Joe Band	32 Years
Bob Battle	4 Year
Kelly Chilvers	1 Year
Steve Gubeck	20 Years
Bill Harris	6 Years
Kevin Messenger	1 Year
Jason Yellin	1 Year
Andy Zink	6 Years
Monica Zink	1 Year

An integral part of every Redskins game at FedExField is the dedicated staff of statisticians and assistants that monitor every snap, tackle, pass and catch that takes place on the playing field. The Redskins stats crew is responsible for generating official game stats, compiling and inputting play-by-play information into a computer database that quickly makes the data available for use by team coaches, the NFL and the media. Jon Stratton heads up the group, beginning his fifteenth year of service. His crew is among the League's best, with more than 95 years of combined experience.

REDSKINS GROUNDS CREW

Under the supervision of Head Groundskeeper Don Follett, the playing surface at FedExField is among the very best in the NFL, and has earned Follett numerous invitations to prepare Super Bowl and Pro Bowl playing fields. The Redskins Grounds Crew is responsible for ensuring that the playing fields at FedExField and Redskin Park are in smooth, safe condition and able to withstand the rigors of NFL football. They work year-round operating the high-tech irrigation system under FedExField, fertilizing, mowing and chalking the field to keep it in top playing condition. Last year, the Grounds Crew got involved in the community as well, helping renovate a dilapidated field at Spingarn High School in northeast D.C. The project was so successful that it has inspired the Washington Redskins Leadership Council's Fields For Tomorrow program.



GROUNDS CREW

Don Follett
Kirt Bakos
Kenneth Champion
Eric Frey
Andrew Gordon
Lee Kuiters
Gregory Williams

THE WASHINGTON REDSKINS MARCHING BAND

The Redskins Marching Band begins its 63rd year leading sell-out crowds at FedExField in the team fight song, "Hail to the Redskins." With bandmaster Billy Ball directing, it is one of just two pro football marching bands still in existence today. The all-volunteer ensemble formed in 1937, when George Preston Marshall brought the team to Washington, D.C., with the goal of entertaining fans from the moment they walked into the stadium until the time they left to go home. For more than six decades, the Marching Band has taken great pleasure in entertaining fans with their pre-game and halftime shows. Over the years, the Band has marched between train stations and stadiums before notable games, down Broadway before a New York Giants game in the early 1960s, and around the concourse of Tampa Stadium during Super Bowl XVIII.



DESTINATION:

IT'S GOOD

Here's something good to know. We're able to offer the Baltimore/Washington area over 380 daily flights on US Airways®, US Airways Express®, US Airways Shuttle® and MetroJet™ by US Airways to more than 240 cities. For reservations call 1-800-428-4322 or your travel consultant. Or visit usairways.com. And you'll be good to go.

 U.S. AIRWAYS

usairways.com

MEDIA INFORMATION

Redskin Park
21300 Redskin Park Drive
Ashburn, VA 20147
703-877-2000

www.redskins.com

FedExField
1600 FedEx Way
Landover, MD 20785
301-276-6000

Director of Public Relations	Michelle Tessier	703-877-2088
Director of Publications	Terence J. (Casey) Husband	703-877-2038
Director, redskins.com	Jason Gould	703-877-2024
Communications Coordinator	Will Norman	703-877-2036
Public Relations Manager	Pat Wixted	703-877-2053
Public Relations Manager	Talia Boone	703-877-2203
Washington Redskins Leadership Council	Alex Hahn	703-877-2028
Program Coordinator, Leadership Council	Catherine Augustyn	703-877-2001
Community Relations Manager	Regan Campbell	703-877-2211

Redskins PR can be reached via e-mail: last name, first initial, @redskins.nfl.com
Example: husbandc@redskins.nfl.com

GAMEDAY

Credentials: Accredited members of the media who cover the Washington Redskins and the NFL on a regular basis may apply for gameday credentials. Media who have not been issued season press credentials must request single game credentials, a minimum of one week in advance. Requests must be written on the news organization's letterhead and mailed to Michelle Tessier at the above Redskin Park address. Requests can also be faxed to 703-877-2086, but should be followed up with a phone call. All credentials will be left at Media Will Call at FedExField, unless the organization making the request supplies the Redskins with pertinent shipping information. Guests are not permitted in the FedExField Press Box and credentials are issued to working press only.

Photographers: Sideline credentials for field photographers are issued by the Redskins PR department. Free-lance photographers who are not on specific assignment for a recognized sports or news publication will not be accredited. Credentials are marked to only allow photographers on one side of the field – either Home or Visitor.

Telephones: The Redskins provide a limited number of co-op credit card phones for copy transmission. To order a phone line in the press box at your expense, contact Derrick Crawford at 301-276-6641.

Post-game Interviews: Members of the media seeking to conduct post-game interviews will be given access to players and coaches after the NFL-mandated "cooling off period." Access is available only to media with proper credentials. No still photography is allowed in the locker room. Redskins Head Coach Marty Schottenheimer and a key player or two will conduct their post-game press conference in the press interview room located on the field level of FedExField. The Visiting Head Coach will be available in the interview room located directly opposite the visiting locker room.

DURING THE WEEK

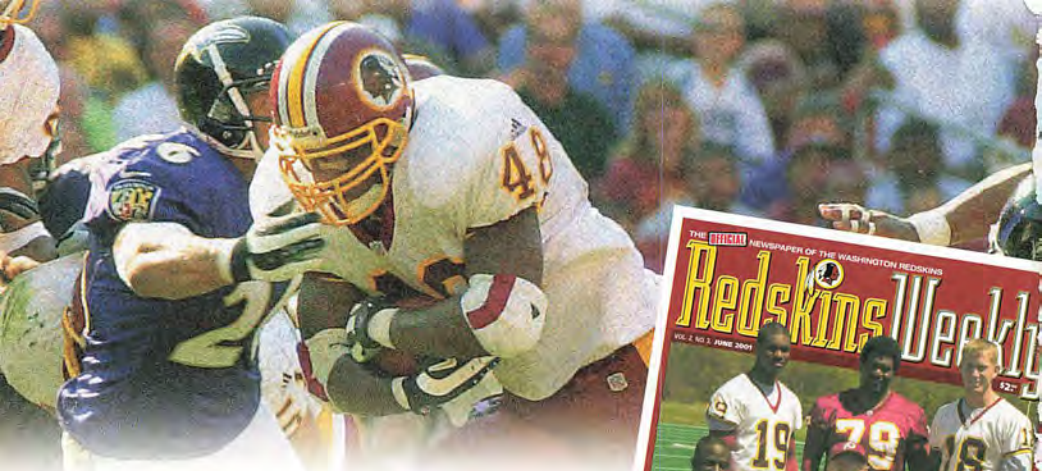
Releases/Stats: All press releases, rosters, depth charts, and up-to-date statistics are quickly available on the Redskins official website at www.redskins.com.

Coach Marty Schottenheimer will hold a Monday press conference (Tuesday, after Monday night games) in the media room at Redskin Park, at the end of the practice day. Press conference audio will be streamed live and archived on www.redskins.com. During the week, he will be available at the end of each practice. Check with Redskins PR for times.

Conference Calls: Coach Marty Schottenheimer and a player will be made available to visiting team media each Wednesday during the regular season. The Redskins will set up conference calls with the opposing team's coach and player for local media on the same day. Please check with Redskins PR for times.

Interviews: All interview requests for Redskin coaches, players or staff must come through the Redskins Public Relations staff.

Access: During the regular season, players are available to accredited media during specific interview periods throughout the week. On Wednesdays, Thursdays and Fridays, the locker room will be open for 45 minutes at the conclusion of the day's workouts. Practice will be open to local media Mondays and Saturdays only. Videotaping and still photography are permitted for approximately 20 minutes at the beginning of these two workouts. Check with Redskins PR for practice and open locker room times. Players are off-limits Saturday evenings and before games on Sundays.



Don't Miss A Single Moment of the Exciting 2001 Season!

WASHINGTON
Redskins Weekly
OFFICIAL

Each Issue Contains:

- Up-to-date information that only the Redskins can provide.
- In-depth profiles of your favorite players.
- Vital statistics and other key information.
- Special articles by Redskin players themselves.

You'll receive 32 issues per year, for just **\$49.95**. Look for monthly issues March through June, and weekly issues starting in July with Training Camp 2001 through the exciting NFL season! Call to subscribe:

301-276-6720

Subscribe today
to the official
newspaper of the
Washington
Redskins, published
by the **Washington**
Redskins.



OFFICIAL ENERGY PARTNER OF THE WASHINGTON REDSKINS.

Fueling change in the electric and gas industries. Harnessing the power of earth, wind, fire and human brains. And revolutionizing the way you view an energy provider. Dominion, one of America's leading electric and natural gas companies.



www.redskins.com

Your On-Line Link to Redskins Merchandise

Click on
"REDSKINS
STORE"

Or Call

(1)888-568-2814

24 Hours A Day



www.redskins.com

The On-Line Store of
Your Washington Redskins

OFFICIAL **REDSKINS STORES**

Fair Oaks Shopping Center

1170 Fair Oaks
Fairfax, VA 22033
(703)359-8300

Dulles Town Center

21100 Dulles Town Circle
Dulles, VA 20166
(703)404-7120

Montgomery Mall

7101 Democracy Blvd.
Bethesda, MD 20817
(301)469-6000

REDSKINS
Hall of Fame
STORE

Located at

FedExField®

1600 FedEx Way
Landover, MD 20785
(301)276-6680



WASHINGTON REDSKINS
2001 MEDIA GUIDE

