



# WASHINGTON REDSKINS

2002

MEDIA



GUIDE

With America's largest ATM network,  
who knows where you'll find us next.



A checking account from Bank of America makes it easy to get to your money. Open a free checking account with direct deposit today. Stop by any banking center, call 1.800.900.9000 or visit us at [bankofamerica.com](http://bankofamerica.com).

*Enroll now and pay your bills online for free.*

**Bank of America**  
embracing ingenuity 



More publications available at:

[www.retroseasons.com/library/](http://www.retroseasons.com/library/)

# 2002 Schedule

## Pre-Season

Saturday	August 3	vs. San Francisco	10:00 PM	ESPN
		<i>American Bowl, Osaka, Japan</i>		
Saturday	August 10	at Carolina	8:00 PM	NBC
<b>Sunday</b>	<b>August 18</b>	<b>Pittsburgh</b>	<b>8:00 PM</b>	<b>NBC</b>
Saturday	August 24	at Tampa Bay	8:00 PM	NBC
<b>Thursday</b>	<b>August 29</b>	<b>New England</b>	<b>8:00 PM</b>	<b>NBC</b>

## Regular Season

<b>Sunday</b>	<b>September 8</b>	<b>Arizona</b>	<b>1:00 PM</b>	<b>FOX</b>
<b>Monday</b>	<b>September 16</b>	<b>Philadelphia</b>	<b>9:00 PM</b>	<b>ABC</b>
Sunday	September 22	at San Francisco	4:15 PM	FOX
<b>Sunday</b>	<b>September 29</b>	<b>Open Date</b>		
Sunday	October 6	at Tennessee	1:00 PM	FOX
<b>Sunday</b>	<b>October 13</b>	<b>New Orleans</b>	<b>1:00 PM</b>	<b>FOX</b>
Sunday	October 20	at Green Bay	4:15 PM	FOX
<b>Sunday</b>	<b>October 27</b>	<b>Indianapolis</b>	<b>8:30 PM</b>	<b>ESPN</b>
Sunday	November 3	at Seattle	4:15 PM	FOX
Sunday	November 10	at Jacksonville	4:05 PM	FOX
Sunday	November 17	at New York Giants	1:00 PM	FOX
<b>Sunday</b>	<b>November 24</b>	<b>St. Louis</b>	<b>4:15 PM</b>	<b>FOX</b>
Thursday	November 28	at Dallas	4:05 PM	FOX
<b>Sunday</b>	<b>December 8</b>	<b>New York Giants</b>	<b>1:00 PM</b>	<b>FOX</b>
Sunday	December 15	at Philadelphia	1:00 PM	FOX
<b>Sunday</b>	<b>December 22</b>	<b>Houston</b>	<b>1:00 PM</b>	<b>CBS</b>
Sunday	December 29	at Dallas	1:00 PM	FOX

*Home Games in Bold  
All Times Eastern*

## Post-Season

Sat/Sun	January 4-5	Wild Card Playoffs	ABC/FOX/CBS
Sat/Sun	January 11-12	Divisional Playoffs	FOX/CBS
Sunday	January 19	AFC/NFC Championships	FOX/CBS
Sunday	January 26	Super Bowl XXXVII	ABC
Sunday	February 2	Pro Bowl (@ Honolulu, HI)	ABC

# Table of Contents

## Reference

2002 Redskins Schedule	.1
70th Anniversary Season	.4
70 Greatest Redskins	.5
Media Information	.6
Redskins.com	.7
Redskins Radio Network	.8

## Ownership

Daniel M. Snyder	.10
Ownership Group	.12

## Coaches

Steve Spurrier	.14
Marvin Lewis	.17
Assistant Coaches	.19

## Front Office

Bobby Mitchell	.30
Joe Mendes	.31
Pepper Rodgers	.32
Vinny Cerrato	.33
Football Staff	.34
Scouting	.37
Trainers	.42
Equipment Managers	.43
Video Department	.44

## Players

Veterans	.47
Draftees	.126
Free Agents	.139
First-Year Players	.146
Rosters	.150

## Statistics

2001 Final Standings	.164
2001 Statistics	.154
Defensive Statistics	.154
Special Teams Statistics	.91
2001 Season In Review	.157

## Redskins Records

Team and Individual Records	.166
Defensive Records	.177
Opponent Individual Records	.178
Single Game Records	.181
The Last Time	.182
Won-Lost Records	.180
NFL Attendance Record	.301

## Redskins History

70th Anniversary	.4
Yearly Leaders	.184
Year-by-Year Team Statistics	.192
Pro Bowl Redskins	.198
Draft Choices	.199
All-Time Coaches	.207
NFL History	.209
Redskins Memory Lane	.212
Hall of Famers	.211
Honor Roll	.223
All-Time Numbers	.233
Overtime Games	.243
Year-by-Year Results	.247

## Sidelines

FedExField	.289
Redskin Park	.294
Game Day	.296

### MEDIA GUIDE CREDITS

The Washington Redskins 2002 Media Guide is written and published by the Redskins Public Relations Department, and is provided to assist the media in their coverage of the team.

Editor: Michelle Tessier. Assistant Editors: Patrick Wixted and Will Norman. Editorial assistance provided by Michael Donnelly, Andrew Fallon, Jason Snapkoski, Casey Husband and Jason Gould. Photography by Mitchell Layton, Don Wright, David Skibiak and Jack Hartzman/MHConcepts.com.

Graphic design by John Reid and Joe Bennett. Printing by Kathy and Rusty Coolidge, Chroma Graphics, Inc. (Largo, MD).

The 2002 Media Guide may be used for personal or editorial use only. Any commercial use of this information is prohibited without prior written consent of the Washington Redskins.

Copyright© 2002 Pro Football Inc. All Rights Reserved.

## Index

100-Yard Receiving Games	196	Overtime Games	243
100-Yard Rushing Games	194	Ownership	10
300-Yard Passing Games	195	Playoff Payouts	84
2001 Final NFL Standings	164	Pre-season Results (1961-2000)	245
2001 Redskins Interceptions	179	Pre-season Schedule	285
2001 Season in Review	157	Press Info	6
2001 Special Teams Statistics	91	Pro Bowl Redskins	198
2001 Statistics	154	Pronunciation Guide	151
2002 NFL Schedule	286	QB Rating Formula	123
2002 Pre-season Schedule	285	Radio Network	8
2002 Redskins Schedule	1	Records and History	165
70th Anniversary	4	Redskins Cheerleaders	296
All-Time Assistant Coaches	208	Redskins Park	294
All-Time Coaching Records	207	Redskins Memory Lane	212
All-Time Draft Choices	199	Redskins Super Bowl MVPs	183
All-Time Numbers	233	Redskins Top Picks	130
All-Time Results	247	Road Hotels	36
Alphabetical Roster	150	Rodgers, Pepper	32
Assistant Coaches	19	Roster, alphabetical	150
Attendance Records	301	Scouts	37
Band	299	Sellouts	180
Birthdays	86	Single Game Records	181
Cerrato, Vinny	33	Snyder, Daniel M.	10
Cheerleaders	296	Snyder, Gerry	12
Coaching Staff	19	Snyder, Michele	12
College Free Agent Bios	145	Special Teams Notes	61
Defensive Records	177	Spurrier, Steve	14
Dickinson College	295	Stadium Seating Chart	288
Draft Choices	199	Stats Crew	297
Draftee Bios	127	Super Bowl MVPs	183
Drasner, Fred	12	Super Bowls (2001-03)	128
FedExField	289	Team Pride	106
Fight Song	299	Team Records	166
First Picks (1936-2000)	207	Top Picks	130
First Year Free Agents Bios	139	Trainers	42
Front Office Staff	30	Training Camp	295
Funky Four	301	Undrafted Free Agents Bios	145
Future Super Bowls	128	Veterans Bios	48
Grounds Crew	297	Won-Lost Records	180
Hail to the Redskins	299	WJFK-FM, Redskins Flagship Radio	8
Hall of Famers	211	www.redskins.com	7
History, NFL	209	Year-by-Year Stats (1970-1999)	252
History, Redskins	212	Year-by-Year Team Statistics	192
Hoggettes	301		
Honor Roll	223		
How the Redskins Were Built	46		
Important Dates in 2002-03	284		
Individual Records	169		
Individual Records, Opponent	178		
Internet Site	7		
Last Time	182		
Leadership Council	302		
Lewis, Marvin	17		
Media Info	6		
Mendes, Joe	31		
Mitchell, Bobby	30		
Monday Night Football Records	89		
NFL History	209		
NFL Phone Numbers	284		
NFL Schedule	286		
Nicknames	46		
Numerical Roster	152		



## A Season of Celebration

In celebration of the team's 70th Anniversary, the Washington Redskins will highlight the franchise's rich history throughout the 2002 season. Since the inception of the team 1932, the Redskins have accumulated a myriad of



great memories and traditions, ranging from fan favorite players to Championship seasons.

The foundation of the anniversary celebration is the 70 Greatest Redskins team, announced in June. Spanning the entire history of the storied franchise, the 70 Greatest Redskins, encompass three head coaches and 67 players.

Overall, they represent accomplishments from the franchise's very beginnings, with Turk Edwards and Cliff Battles selected from the Redskins' 1932 inaugural roster. The distinguished group includes two active players--cornerback Darrell Green, in his 20th year as a Redskin, and Brian Mitchell, now with Philadelphia after 10 years as a Redskins running back and kick/punt return specialist. Fifty-nine of the 70 are still living, and 33 live in the greater Washington, D.C., area.

The 70 Greatest Redskins will be honored at weekend festivities,

including a charity gala, on October 25, at the Marriott Wardman Park Hotel in Washington. They will be recognized at FedExField during the Sunday, October 27, game against Indianapolis.

Head coaches George Allen, Joe Gibbs and Ray Flaherty were selected for the 70 Greatest Redskins team because of their record of achievements, not the least being Gibbs' taking the team to four Super Bowls and winning three of them. The Most Valuable Players of those three championships also appear on the list: quarterbacks Doug Williams and Mark Rypien and running back John Riggins, as well as quarterback Joe Theismann, who commanded the team the year Riggins won his MVP award.

There are 92 Super Bowl appearances among the 70 Greats, 45 playing in more than one. Twenty-nine members of the squad possess one Super Bowl ring; 26 have more than one. For the years prior to the Super Bowl, members of the 70

### 70 GREATEST REDSKINS ROSTER TRIVIA

664	Years of Redskins playing Experience
92	Combined Super Bowl Appearances
55	Combined Super Bowl Rings
18	World Championship Appearances
44	Pro Bowlers
124	Combined Pro Bowl Appearances
3	Players that played during the Boston Years (1932-36)
29	Players who played under Joe Gibbs, the most of any coach



made 18 World Championship appearances.

During their Redskins careers, 44 of the 70 appeared in at least one Pro Bowl, which began in 1950. In total, the Redskins greats appeared in 124 Pro Bowls.

Longevity is represented in Green, Sammy Baugh, Monte Coleman, Jeff Bostic, Dave Butz, Chris Hanburger, Len Hauss, Art Monk, Charley Taylor and Don Warren, who amassed a cumulative 150 Redskin years.

Every Redskin in the Pro Football Hall of Fame who played more than three years with the team is represented. Every member of the team's Ring of Fame at FedExField is on the list.

"This was no easy task," said former CNN anchor Bernard Shaw, chairperson of the independent 12-member selection panel. "We knew going in that there would be 25 or 30 easy and potentially unanimous choices. The 40 other representatives provided the toughest debate."

The panel was guided by the following criteria: Only players and head coaches were eligible; on-field performance was the only criteria; players or head coaches must have played or coached a minimum of three seasons with the team; active players were eligible, but any current team member must have spent at least 10 years with the team to be considered.

The blue-ribbon committee consisted of Shaw; Redskins Hall of Famer Bobby Mitchell; U.S. Sen. George Allen of Virginia; broadcasting legend Ken Beatrice; Noel Epstein, editor of several Washington Post histories of the team; former Under Secretary of State Joseph J. Sisco; Phil Hochberg, who retired last season after 38 years as a team stadium announcer; Pro Football Hall of Fame historian Joe Horrihan; WRC-TV Sports Director George Michael; WTEM Sports Director Andy Pollin; Steve Sabol, president of NFL Films; and WRC-TV anchor Jim Vance.

Nearly 30,000 fans participated by registering their sentiments at the team web site, redskins.com.

The 70th anniversary is also being commemorated through "retro" uniforms for home games this season, featuring a one-season return to the team's spear-and-feather helmet logo, as well as jersey and pants colors that harken to the 1960s midpoint of the Redskins' storied history.

## 70 GREATEST REDSKINS ROSTER

### Players

No	Name	Pos	Years
21	Allen, Terry	RB	1995-98
41	Bass, Mike	CB	1969-75
20	Battles, Cliff	B	1932-37
33	Baugh, Sammy	QB	1937-52
31	Bosseler, Don	B	1957-64
53	Bostic, Jeff	C	1980-93
4	Bragg, Mike	P	1968-79
80	Brito, Gene	DE	1951-53, 55-58
43	Brown, Larry	RB	1969-76
77	Brundige, Bill	DE	1970-77
64	Butz, Dave	DT	1975-88
21	Byner, Earnest	RB	1989-93
84	Clark, Gary	WR	1985-92
51	Coleman, Monte	LB	1979-94
53	DeMao, Al	C	1945-53
36	Drazenovich, Chuck	LB	1950-59
35	Dudley, Bill	RB	1950-51, 53
17	Edwards, Turk	T	1932-40
44	Farkas, Andy	FB	1938-44
37	Fischer, Pat	CB	1968-77
28	Green, Darrell	CB	1983-02
68	Grimm, Russ	G	1981-91
55	Hanburger, Chris	LB	1965-78
57	Harvey, Ken	LB	1994-98
56	Hauss, Len	C	1964-77
27	Houston, Ken	S	1973-80
70	Huff, Sam	LB	1964-67, 69
66	Jacoby, Joe	T/G	1981-93
47	James, Dick	RB	1956-63
9	Jurgensen, Sonny	QB	1964-74
22	Justice, Charlie	RB	1950, 52-54
17	Kilmer, Billy	QB	1971-78
26	Krause, Paul	DB	1964-67
79	Lachey, Jim	T	1988-95
14	LeBaron, Eddie	QB	1952-53, 55-59
72	Manley, Dexter	DE	1981-89
71	Mann, Charles	DE	1983-93
58	Marshall, Wilber	LB	1988-92
73	May, Mark	T	1981-89
79	McDole, Ron	DE	1971-78
63	McKenzie, Raleigh	G	1985-94
53	McLinton, Harold	LB	1969-78
40	Millner, Wayne	E	1936-41, 45
49	Mitchell, Bobby	FL	1962-68
30	Mitchell, Brian	RB	1990-99
81	Monk, Art	WR	1980-93
3	Moseley, Mark	K	1974-86
29	Murphy, Mark	S	1977-84
21	Nelms, Mike	KR	1980-84
52	Olkewicz, Neal	LB	1979-89
23	Owens, Brig	DB	1966-77
65	Promuto, Vince	G	1960-70
44	Riggins, John	RB	1976-79, 81-85
11	Rypien, Mark	QB	1987-93
83	Sanders, Ricky	WR	1986-93
76	Simmons, Ed	T	1987-97
87	Smith, Jerry	TE	1965-77
60	Stanfel, Dick	G	1956-58
74	Starke, George	T	1973-84
72	Talbert, Diron	DT	1971-80
84	Taylor, Hugh (Bones)	E	1947-54
42	Taylor, Charley	WR	1964-77
7	Theismann, Joe	QB	1974-85
67	Tillman, Rusty	LB	1970-77
85	Warren, Don	TE	1979-92
25	Washington, Joe	RB	1981-84
17	Williams, Doug	QB	1986-89

### Coaches

Allen, George	1971-77
Flaherty, Ray	1936-42
Gibbs, Joe	1981-92

# Public Relations Media Information

Redskins Park  
21300 Redskin Park Drive  
Ashburn, VA 20147  
703-726-7000

FedExField  
1600 FedEx Way  
Landover, MD 20785  
301-276-6000

[www.redskins.com](http://www.redskins.com)

Director of Public Relations	Michelle Tessier 703-726-7088
Director of Publications	Casey Husband 703-726-7038
Director, redskins.com	Jason Gould 703-726-7024
Public Relations Manager	Patrick Wixted 703-726-7053
Communications Coordinator	Will Norman 703-726-7036

Redskins PR can be reached via email:  
last name, first initial, @redskins.nfl.com  
Example: husbandc@redskins.nfl.com

## **GAMEDAY**

*Credentials:* Accredited members of the media who cover the Washington Redskins and the NFL on a regular basis may apply for gameday credentials. For security purposes, the Redskins do not send paper credentials out ahead of gameday. All media that have been confirmed by Redskins PR will be given their paper credentials in person, with valid photo ID, on gameday. Requests must be written on the news organization's letterhead and mailed to Michelle Tessier at the above Redskin Park address. Requests can also be faxed to 703-726-7086, but should be followed up with a phone call. All credentials can be picked up at Media Will Call and Bag Check, located in the South Field Tunnel, next to Gate B. Please be advised that all media must provide photo ID, and all bags will be checked by FedExField security. Guests are not permitted in the FedExField Press Box and credentials are issued to working press only.

*Media Entrance:* All media must enter the stadium at the South Field Tunnel, next to Gate B. The credential desk opens three hours prior to kickoff.

*Photographers:* Sideline credentials for field photographers are issued by the Redskins PR department. Free-lance photographers who are not on specific assignment for a recognized sports or news publication will not be accredited. Credentials are marked to only allow photographers on one side of the field - either Home or Visitor.

*Parking:* Television trucks that provide satellite, uplink, or microwave functions will be parked in Lot B1. Other media are welcome to park, free of charge, at the Media Parking Lot at Landover Mall. Regular shuttles provide transportation directly from Media Parking to FedExField. Directions: (See page 287 for directions to FedExField. Contact Redskins PR for detailed directions to Landover Mall Parking.)

*Telephones:* The Redskins provide a limited number of co-op credit card phones for copy transmission. To order a phone line in the press box at your expense, contact Derrick Crawford at 301-276-6641.

*Post-game interviews:* Members of the media seeking to conduct post-game interviews will be given access to players and coaches after the NFL-mandated "cooling off period." Access is available only to media with proper credentials. No still photography is allowed in the locker room. Redskins Head Coach Steve Spurrier and a key player will conduct their post-game press conference in the press interview room located on the field level of FedExField. The Visiting Head Coach will be available in the interview room located directly opposite the visiting locker room.

## **DURING THE WEEK**

*Releases / Stats:* All press releases, rosters, depth charts, and up-to-date statistics are quickly available on the Redskins official website at [www.redskins.com](http://www.redskins.com).

Coach Steve Spurrier will hold a Monday press conference (Tuesday, after Monday night games) in the media room at Redskins Park, at the end of the practice day. The press conference audio will be streamed live and archived on redskins.com. Check with Redskins PR for times.

*Conference Calls:* Coach Steve Spurrier and a player will be made available to visiting team media each Wednesday during the regular season. The Redskins will set up conference calls with the opposing team's coach and player for local media on the same day. Please check with Redskins PR for times.

*Interviews:* Coaches and players are available to the media coming off the field after practices. Additional interview requests for Redskin coaches, players or staff must come through the Redskins Public Relations Staff.

*Access:* During the regular season, players are available to accredited media during specific interview periods throughout the week. On Wednesdays, Thursdays and Fridays the locker room will be open for 45 minutes after the morning practice, around the lunch hour. In addition, players and coached will be made available coming off the playing field after practices. Check with Redskins PR for practice and open locker room times. Players are off-limits on Saturdays and before games on Sundays.

Visit Our Website  
www.redskins.com

The Washington Redskins official team website, Redskins.com, provides media and fans with the latest news and information about the organization, on and off the playing field.

Packed with news from Redskins Park, training camp, and FedExField, the site provides visitors with new stories as they develop, along with updated rosters, depth charts and weekly statistics posted each week by the public relations department.

Media and fans alike can register for e-mail updates as new information is posted, as well as special offers regarding auxiliary events at the team's training facility and stadium.

Redskins.com offers readers behind-the-scenes access to the daily activities of the Redskins players and staff throughout the year, information that is not available anywhere else.

*Here are some of the features available for the 2002 season:*

**Press Box:** All the latest news from Redskins Park and FedExField. The Audio Archive allows visitors to listen to team press conferences, including Head Coach Steve Spurrier's media address after games and on Monday afternoons.

**Locker Room:** Features rosters, depth charts, up-to-date season stats, and player bios. The "Ask the Redskins" feature allows visitors to submit questions for players and coaches. The legacy page is a new addition for 2002 where fans will be able to read about the rich history of the Washington Redskins franchise.

**Stadium Info:** Check here for information about FedExField, including seat locations, security, directions via car or metro, parking, and other rules and regulations that govern the NFL's largest stadium.

**70th Anniversary:** Redskins.com is the source for updates on the team's 70th anniversary season. From the announcement of the 70 Greatest Redskins to the 70th Anniversary Gala to the on-field celebration on October 27th vs. Indianapolis, Redskins.com is the place to find information about this unique Redskins season.



**Leadership Council:** The charity arm of the team, the Washington Redskins Leadership Council is constantly making an impact in the Washington metro community. Listed here is information about ongoing events and programs, including Redskins Read, Redskins All-Stars and the Redskins new Youth Development Program.

**Washington Redskins Cheerleaders:** Learn more about the First Ladies of Football. Individual bios and photos are listed here, as well as an updated calendar of events and appearance opportunities.

**Redskins Online Store:** The Redskins Online Store gives visitors the opportunity to browse through the latest team merchandise. Fans from near and far can shop for everything from the new retro team jerseys to Redskins card tables and chairs. The Redskins store is equipped with the latest Internet security, so shopping online is safe and convenient.

**Redskins Post Office:** This new feature allows fans to sign up for an email account with the @redskins.com domain attached to their name. Fans who sign up for this feature also receive press releases and behind-the-scenes updates from Redskins Park.

Redskins.com is changing all the time. More features will launch before the kickoff of the NFL's opening weekend. Stay tuned.

# Washington Redskins Radio Network



The Washington Redskins can be heard throughout seven states on flagship station 106.7 FM WJFK. The trio of former Redskins QB and Hall of Famer Sonny Jurgensen, Redskins Hall of Fame linebacker Sam Huff and Frank Herzog will carry all the action throughout the 2002 season. The Redskins Radio Network stretches beyond Virginia into Maryland, the Carolinas, Pennsylvania, Florida, West Virginia and on Spanish Radio.

## 2002-2003 Washington Redskins Radio Network

### Virginia

Fredericksburg	101.5 FM	WBQB
Gloucester	1420 AM	WXGM
Gloucester	99.1 FM	WXGM
Harrisonburg	550 AM	WSVA
Leesburg	1200 AM	WAGE
Lynchburg	1050 AM	WBRG
Norfolk	1490 AM	WBYN
Richmond	105.7 FM	WJMO
Roanoke	960 AM	WFIR
Staunton	93.1 FM	WSVO
Tappahannock	1000 AM	WRAR
Tappahannock	105.5 FM	WRAR
Winchester	99.3 FM	WFQX

### Maryland

Annapolis	1430 AM	WNAV
Cumberland	1270 AM	WCBC
Frederick	930 AM	WFMD
LaPlata	102.9 FM	WKIK
LaPlata	1560 AM	WKIK
Salisbury	95.9 FM	WOSC

### North Carolina

Cherryville	1590 AM	WCSL
Farmville	1250 AM	WGHB
Fayetteville	1230 AM	WFAY
Gastonia	1450 AM	WGNC
Jacksonville	97.9 FM	WRUP

Kinston	1230 AM	WLNR
Lincolnton	1050 AM	WLON
New Bern	910 AM	WSTK
Salisbury	1490 AM	WSTP
Shelby	730 AM	WOHS
Wilmington	630 AM	WMFD

### South Carolina

Columbia	1290 AM	WOIC
----------	---------	------

### Pennsylvania

Gettysburg	1320 AM	WGTE
York	1350 AM	WOYK

### Florida

Gainesville	1430 AM	WTMN
-------------	---------	------

### West Virginia

Martinsburg	740 AM	WRNR
-------------	--------	------

### Spanish Radio Broadcasts MEGA Communications

Washington, D.C.	92.7 FM	WBZS
Washington, D.C.	94.3 FM	WBPS



# Team Ownership

# Daniel M. Snyder

Redskins Owner

Since assuming ownership of the Washington Redskins in July 1999, Daniel M. Snyder, 37, has revitalized the storied franchise both on and off the field, while maintaining an active role in his financial, community and philanthropic interests. Entering the franchise's fourth season under Snyder's leadership, the Redskins continue their role as the nation's most valuable and innovative sports franchise, as calculated by Forbes magazine. He is active in National Football League management, including serving as a member of the League's Broadcast Committee and Ventures Committee.

On January 14, 2002, Snyder named coaching legend Steve Spurrier as the franchise's 25th head coach, bringing renewed excitement to Washington, DC, and to Redskins fans across the country. Offered the challenge of taking the Redskins to a fourth Championship, and playing on the NFL's largest stage at FedEx Field, Spurrier came aboard sharing Snyder's drive and determination. "Dan Snyder wants to win for the Washington Redskins, the fans, and the area. I think we're on the same page," said the new head coach at his first press conference at Redskins Park. "My expectation is like that of every other Washington fan, and that is to return this team to glory."

If bringing a proven champion like Spurrier to the Redskins was not enough, shortly thereafter Snyder offered the same challenge to defensive giant Marvin Lewis, who signed on as assistant head coach and defensive coordinator. With tremendously skilled



coaches in place on each side of the ball, Snyder and his team spent the off-season adding talented new players to an already impressive roster, including: Pro Bowl linebackers Jessie Armstead and Jeremiah Trotter; defensive end Renaldo Wynn; offensive lineman Larry Moore; quarterback Patrick Ramsey; and running back Ladell Betts.

Outside of the Redskins, Snyder is equally active. As a native Washingtonian, he participates in community activities both large and small, sometimes providing the funding that allows a local program to flourish, other times spearheading the fund-raising efforts of established organizations like the Leukemia Society. He is a member of the Executive

Leadership Cabinet for the Martin Luther King, Jr., National Memorial Project Foundation, taking a lead role in bringing to fruition the memorial to the slain civil rights leader to be built between Washington's Lincoln and Jefferson memorials.

As a member of the Board of Directors of Washington's Children's National Medical Center (Children's Hospital), his financial support enabled construction of the Snyder Family Emergency Medicine and Trauma Center. He is also a member of the Board of Directors of the National Center for Missing and Exploited Children, where he funded construction of the center's Daniel M. Snyder and Family Communications Center. The Center handles the thousands of calls received each week from law enforcement organizations, parents of missing children, runaways seeking help, and people responding to the Center's well-known awareness campaign on behalf of missing children.

Snyder also serves on the Board of Directors of Ted Forstmann's Parents in Charge, as well as the Washington Board of Trade; and is a member of Business Executives for National Security.

In January 2000, he founded the Washington Redskins Leadership Council, an innovative \$1 million charitable partnership between the team and prominent Washington-area

business leaders such as Fred Smith, Chairman, President and CEO of FedEx Corp.; J.W. Marriott, Jr., CEO of Marriott International; and John Morton, President Mid-Atlantic Banking Group, BankAmerica. The Council uses the significant presence and leverage of the Redskins organization to fund and further community projects such as summer reading programs, community-based redevelopment initiatives and renovation of high school football facilities throughout the Redskins' home geography of Maryland, Virginia and Washington, D.C.

Prior to its sale in 2000, Snyder was chairman and CEO of Snyder Communications, Inc., the company he founded in 1985. During his 15 years of leadership, Snyder Communications grew into a global organization of 12,000 employees, 77 offices in 16 countries, and more than \$1 billion in annual revenues. The company's leading role in providing its Fortune 500 client base targeted marketing solutions – including advertising and marketing services – led to its acquisition in September 2000 by the French marketing firm Havas for more than \$2.3 billion, at the time the largest such merger in the history of the advertising/marketing industry.

He and his wife, Tanya, have two daughters and are long-time residents of Bethesda, MD.

## REDSKINS OWNERSHIP HISTORY

Daniel M. Snyder is the third majority owner in the history of the Washington Redskins franchise.

George Preston Marshall (1932-1969)

Jack Kent Cooke (1969-1997)

(The Estate of Jack Kent Cooke 1997-1999)

Daniel M. Snyder

## Ownership Group



**Fred Drasner**



**Gerry Snyder**



**Michele Snyder**

In the early days of Daniel M. Snyder's business career, at Snyder Communications in Bethesda, Maryland, three individuals were among his closest advisors and supporters. Throughout his business career, and extending into his ownership of the Washington Redskins, they remain key advisors.

Long time business partner Fred Drasner and family members Michele Snyder and Gerry Snyder are the key individuals Daniel Snyder turns to before launching a business initiative or making a critical business decision. They are partners, advisors, and confidants, each performing a distinctive role.

Drasner was the first in the business world to recognize the potential of Daniel Snyder when he arranged the initial financing of Snyder Communications. The two have since engaged in several other joint business ventures.

A native of Brooklyn, New York, Drasner is a self-made man with tremendous drive and ambition. In the latter two qualities, as well as in his business vision, he has found a great affinity with the Redskins owner. Drasner also directs several businesses

including Applied Graphics Technologies, Applied Printing Technologies, U.S. News & World Report, the New York Daily News, and Fast Company magazine, with combined revenues of over \$1.3 billion.

Daniel Snyder's sister Michele, a founder of Snyder Communications, shares his ambitious spirit. Her creativity, operational skills, and business instincts have played an instrumental role in the success of Team Snyder over the past 15 years.

A calm and steadying influence has been the contribution of Gerry Snyder, father of the Redskins' owner. In fact, from his father Daniel Snyder has inherited his love of the Redskins. The elder Snyder has been one of the Redskins' most avid fans for over three decades. He frequently attended games at RFK and took Daniel to his first Redskin game in 1971.

A long-time journalist and author with many books to his credit, Gerry Snyder was Editor-in-Chief of Snyder Communications during the early years of Daniel Snyder's phenomenal business career.



# Coaches & Staff

# Steve Spurrier

## Head Coach

### 1st NFL Season/1st Redskins

**"I am one lucky guy to be coaching the Washington Redskins."**

-- Steve Spurrier, on his first day at Redskins Park

On January 14, 2002, Redskins Owner Daniel Snyder welcomed Steve Spurrier as the franchise's 25th head coach, beginning a new chapter in Redskins history. Spurrier comes to Washington ready to test his famed "fun-n-gun" offense on the pro level, and guide the Redskins back to a World Championship.

The former Heisman Trophy winner amassed a truly stunning 122-27-1 record in his 12 years as head coach of the University of Florida Gators, including the 1996 National Championship. Spurrier's teams have won seven Southeastern Conference Championships, and he had 10 or more wins in nine of his seasons with the Gators.

"Steve Spurrier will bring a supercharged, exciting and dynamic brand of football to our great fans," Snyder said. "His ability to energize players and teams is unprecedented. The Redskins deserve to be back at the Super Bowl and I am immensely confident that Steve is the coach to get us there."

The new head coach lost no time in putting his staff together, bringing six members of his successful Gators' staff with him to the NFL, and filling in additional positions with proven teachers including Marvin Lewis, who will act as assistant head coach and defensive coordinator.

Spurrier's offensive fireworks have been a constant. Since 1990, his Florida offense averaged more than 35 points a game, along with an average 310 passing yards and 460 total yards per game.

His list of achievements is lengthy,



including the best win total in history for a major college coach over his first 12 seasons, and reaching 100 career victories faster than any major college coach in the 20th century. While his name seems synonymous with the success of the elite University of Florida football program, Spurrier has seen great success at every coaching stop of his career.

He began coaching following the completion of a 10-year career as an NFL quarterback on the heels of his 1966 Heisman Trophy, earned as a stellar field leader while at Florida. He was the Gators' starting quarterback for three years and was voted first team All-American in both 1965 and 1966. He was named to the National Collegiate Football Hall of Fame in 1986.

As the first-round pick of the 49ers in the 1967 NFL Draft, Spurrier played quarterback for San Francisco during the pre-free agency years from 1967-75 and for the Tampa Bay Bucs in 1976. He launched his coaching career with a return to Florida in 1978 as quarterbacks coach, before moving to Georgia Tech as offensive coordinator and quarterbacks coach for the 1979 season. He joined

the Duke Blue Devils in the same capacity from 1980-82, and then moved on to his first tour in professional football with the USFL, as the head coach of the Tampa Bay Bandits.

At the Bandits from 1983-85, Spurrier compiled a 35-19 record with two straight playoff appearances, proving that his style of play calling and coaching has been successful on all levels of the game. His 1984 team was the first in pro football history to produce a 4,000-yard passer and two 1,000-yard rushers in the same season.

He returned to Duke as head coach in 1987 and dramatically turned around a moribund program to produce winning seasons after his initial 5-6 year. During his three-year tenure, he compiled a 20-13-1 record and led the team to its first Atlantic Coast Conference (ACC) Championship in 24 years in 1989. In each of his three seasons, the Blue Devils averaged more than 300 yards per game passing, the only team in ACC history to reach the mark.

Spurrier was born April 20, 1945 in Miami Beach, Florida, the son of Presbyterian minister J. Graham Spurrier and his wife, Marjorie. The family moved to Johnson City, Tennessee when he was 12. As a student at Science Hill High School, he was all-state in football, basketball and baseball. He was prep All-American in football in 1962. His baseball team won two straight state titles and in three seasons of pitching, he never lost a game.

Spurrier met his wife, Jerri, while both were students at Florida and they married in 1966. They have four children - daughters, Lisa and Amy, and sons, Steve, Jr., who joins the Redskins in 2002 as wide receivers coach, and Scotty. They also have seven grandchildren.

**"To coach in this city, with the biggest stadium in the NFL, with the best fans -- we're going to turn FedExField into the loudest stadium in the country."**

-- Steve Spurrier

### CAREER OF A CHAMPION - STEVE SPURRIER

Year	Club	Record	League / Record	Finish	Post-season / Bowl Game
1983	Tampa Bay	11-7	USFL		Playoffs
1984	Tampa Bay	14-4	USFL		Playoffs
1985	Tampa Bay	10-8	USFL		---
1987	Duke	5-6	ACC / 2-5	7th	---
1988	Duke	7-3-1	ACC / 3-3	6th	---
1989	Duke	8-4	ACC / 6-1	1st	All-American
1990	Florida	9-2	SEC / 6-1	1st	---
1991	Florida	10-2	SEC / 7-0	1st	Sugar
1992	Florida	9-4	SEC / 6-3	1st in East	Gator
1993	Florida	11-2	SEC / 8-1	1st	Sugar
1994	Florida	10-2-1	SEC / 8-1	1st	Sugar
1995	Florida	12-1	SEC / 9-0	1st	Fiesta
1996	Florida	12-1	SEC / 9-0	1st	Sugar
1997	Florida	10-2	SEC / 6-2	Tied 2nd in East	Citrus
1998	Florida	10-2	SEC / 7-1	2nd in East	Orange
1999	Florida	9-4	SEC / 7-2	1st in East	Citrus
2000	Florida	10-3	SEC / 8-1	1st	Sugar
2001	Florida	10-2	SEC / 6-2	2nd in East	Orange

Career Totals

158-53-2

## Among the many career achievements...

- \* Finished his University of Florida coaching career with a truly stunning 122-27-1 record, taking his Gator teams to 11 Bowl games.
- \* The only major college coach in history to win as many as 100 games in his first 10 years at a school (UF, 1990-99, 102-22-1).
- \* The only coach in South Eastern Conference history, and one of only two in major college history, to lead a school to ten or more wins for six straight years (1993-98). Overall, he won 10 or more games in nine of his 12 seasons at Florida.
- \* His 73 SEC victories in the 1990's are the most league victories for a coach during a decade in conference history.
- \* Spurrier's Gator teams have won seven SEC championships, as well as the 1996 National Championship.
- \* He ranks third all-time in SEC in overall winning percentage (minimum five years as head coach) .816.
- \* He was named SEC Coach of the Year five times (1990, 1991, 1994, 1995, and 1996).
- \* Named a finalist for the Paul "Bear" Bryant National Coach of the Year Award in 1990, 1991, 1995 and 1996.
- \* Duke University led the ACC in total offense and passing offense in each of his three years at the helm.
- \* Named "ACC Coach of the Year" in 1988 and 1989.
- \* As head coach of the Tampa Bay Bandits of the USFL, Spurrier's 1984 team became the first team in pro history to produce a 4,000 yard passer and two 1,000 yard rushers in the same season.



### PLAYING CAREER

- Three-year starting quarterback at Florida.
- 1966 Heisman Trophy winner.
- First-team All-American selection in 1965 and 1966.
- Most Outstanding Player in 1966 Sugar Bowl.
- Selected in the first-round (third overall) of the 1967 Draft by the San Francisco 49ers.
- Played for San Francisco from 1967-75, and then Tampa Bay in 1976.
- Named to the National Collegiate Football Foundation Hall of Fame in 1986.

# Marvin Lewis

Assistant Head Coach/Defensive Coordinator

## 11th NFL Season/1st Redskins

After six years in Baltimore, Marvin Lewis makes his way down the interstate to join the Redskins organization as assistant head coach and defensive coordinator. He brings with him 21 years of coaching experience, as well as a long list of personal and professional accolades given by his industry counterparts. Under his guidance and leadership, the Redskins look to improve a defense ranked in the top ten for the past two seasons.

Lewis has orchestrated defenses that have finished as the league's number two ranked squads for each of the past three years with the Baltimore Ravens. During the Ravens' 2000 Super Bowl season, Lewis' defense set a new single-season record for fewest points allowed in a 16-game season with 165, clipping 22 points off the previous record, as well as finishing at the top of the league in a half dozen other key categories. The defense crafted by Lewis during the 2000 season was argued by many to be the best of all time. Last season, his squad picked up where they left off, finishing the season second in the NFL in total yards, as well as in points allowed.

With the Redskins, Lewis takes on a new challenge: to build on the strengths of a solid defensive lineup, and help take his new team to a Super Bowl championship. Lewis will oversee a unique combination of experience and youth, responsible for drawing the best possible play out of veterans including DE Bruce Smith, DE Renaldo Wynn and LB Jessie Armstead, and developing the talents of young players such as LB



LaVar Arrington, CB Champ Bailey, and CB Fred Smoot.

Prior to his tenure with the Ravens, Lewis spent four seasons with the Pittsburgh Steelers (1992-95). From 1993-95, the Steelers' defense ranked among the top three in the NFL each season.

He began his coaching career working with the linebackers at his alma mater, Idaho State (1981-84). The Bengals finished 12-1 during Lewis' first season and won the NCAA Division 1-A championship. In 1985 he joined the staff at Long Beach State, before moving on to New Mexico (1987-89), both as linebacker coach. In 1990, he accepted a position coaching outside linebackers at Pittsburgh (1990-91).

Lewis played linebacker, quarterback and free safety at Idaho State, earning All-Big Sky Conference honors for three consecutive years.

He received his bachelor's degree in physical education from Idaho State in



1981 and his Master's in athletic administration a year later. He was inducted into Idaho State's Hall of Fame last year. He attended Fort Cherry High School in McDonald, PA where he was an all-conference quarterback and safety, and also earned letters in wrestling and baseball.

Active in his community off the field, Lewis has been honored as the "Assistant Coach of the Year" by the Pro Football Writers Association, and was named "Man of the Year" last year by The Washington Observer in his hometown of Pittsburgh. While in Baltimore, he was involved with numerous philanthropic groups including the American Red Cross and Muscular Dystrophy of Baltimore. This year, he joins the Washington Redskins Leadership Council's Honorary Committee, assisting in community and youth outreach efforts of the organization throughout the DC metro area.

Lewis and his wife, Peggy, have a son, Marcus, and a daughter, Whitney.

## The Dean of Defense

### Career NFL Highlights: As Defensive Coordinator

#### 2001 Baltimore Ravens:

- Finished 2nd in NFL and AFC in total defense.
- Finished 4th against the run and 8th against the pass in the NFL.
- Finished 2nd against the run and 4th against the run in the NFL.
- Finished in the top-four in seven categories (Total Yds./Play, Yds./Game, Pass Yds./Att., Rush Avg./Play, Opp. 3rd Effic., Pts/Game, Rush Yds./Game).

#### 2000 Baltimore Ravens:

- Set the NFL's 16-game scoring record by allowing only 65 points.
- Set the NFL's 16-game rushing yards allowed record with 970.
- Recorded four shutouts, one shy of the post-merger NFL record held by the 1976 Steelers.
- Led the NFL in forced turnovers with 49. The unit had 26 fumble recoveries were five shy of the NFL record (31).

#### 1999 Baltimore Ravens:

- Finished second in the NFL in yards allowed (263.9), and finished in the top two in five other categories.
- Finished sixth in the NFL by allowing 17.3 points per game.
- Sent four players to the Pro Bowl.
- Did not permit a 100-yard rusher all season.

#### 1996-98 Baltimore Ravens:

- Finished 16th in the NFL in points allowed per game (20.9) in 1998, 18th in 1997 (21.6), 29th in 1996 (27.6).
- Finished 10th in the NFL in rushing yards allowed in 1997 (1,690).

### As Position Coach

#### 1992-1995 (Steelers Linebackers Coach)

- Defenses ranked in the top-three in the NFL each season.
- Coached Pro Bowl linebackers Kevin Greene, Chad Brown and Greg Lloyd.
- In two seasons (94-95), the Steelers registered 97 sacks, 63.5 of which the LBs posted.
- The linebackers under Lewis accounted for 42% of the total tackles in 1995.

Assistant Quarterbacks

**Noah Brindise****1st NFL Season/1st Redskins**

**Coaching:** Noah Brindise follows Head Coach Steve Spurrier to the Redskins, after spending the previous three seasons working with him as a graduate assistant coach at the University of Florida (1999-2001). Before joining the Florida staff, Brindise began his coaching career as offensive coordinator and quarterbacks coach at Ursinus College, outside of Philadelphia.



**Playing:** Brindise was a three-year letter winner as a Florida quarterback from 1995-97, starting his career as a walk-on and earning a scholarship in 1997. A two-time member of the SEC Academic Honor Roll, he was named to the honorable mention team for the 1997 College Football Chronicle's Unsung Hero All-American Team.

**Personal:** The Fort Myers, FL, native earned his undergraduate degree in sports administration from Florida in 1998. Brindise and his wife, Jennifer, live in Potomac Falls, VA.

Assistant Defensive Line/Quality Control

**DeChon Burns****1st NFL Season/1st Redskins**

**Coaching:** DeChon Burns joins the Redskins from the University of Florida, where he served as a defensive assistant for the 2001 season. In his new role with the Redskins, he will work closely with defensive line coach Ricky Hunley, and support the entire defensive staff in breaking down game tape and other preparation throughout the season.

Burns began his coaching career in 1995 at Bishop Amat High School in LaPuente, CA. After six seasons of coaching offense, defense and special teams positions, he accepted a position working with current Redskins defensive line coach Ricky Hunley at the University of Florida.

**Playing:** Burns started his collegiate career at USC playing cornerback, until a neck injury curtailed his football career at the beginning of his sophomore season. Later he joined the fall baseball team, demonstrating enough promise to earn a tryout with the Houston Astros.

**Personal:** A native of Riverside, CA, Burns earned a degree in communications/social sciences from USC in 1992. He and his wife, Enid, have three children: sons Lorenzo and Simeon, and daughter Jailyn. The Burns family lives in Sterling, VA.



# George Catavolos

## 18th NFL Season/1st Redskins



**Coaching:** George Catavolos comes to the Redskins with 34 years of coaching experience, ready to oversee a secondary that boasts some of the NFL's most exciting young talent in Champ Bailey and Fred Smoot.

He spent the past four seasons as the assistant head coach/defensive backs coach with the Indianapolis Colts. Over the last two seasons, Catavolos' secondary accumulated 32 interceptions, 15 during 2001. His veteran DBs, Jeff Burris and Chad Cota, continued to lead the way, Burris with three interceptions for 69 yards and a touchdown, Cota adding two interceptions and registering his third straight 100-plus tackle season. Under Catavolos' tutelage, second-year starter David Mecklin also improved, contributing with

three interceptions, 84 tackles and 13 passes defended.

Catavolos previously served as defensive backs coach with the Carolina Panthers from 1995-97. He helped cornerback Eric Davis earn Pro Bowl honors in 1996 as the Panthers reached the NFC Championship Game in only their second season. His first tour working with Indianapolis' defensive backs lasted ten seasons, from 1984 to 1993.

He started his coaching career as a graduate assistant at his alma mater, Purdue, in 1967 under Jack Mollenkopf. After two seasons, he moved to Middle Tennessee State (1969), and then Louisville (1970). He returned to Purdue in 1971 to coach the secondary, staying with the Boilermakers for six seasons. He then went on to Kentucky (1977-81), helping the Wildcats to a 10-1 record in 1977. Catavolos spent two seasons as secondary coach at Tennessee before joining the Colts in 1984.

**Playing:** He played defensive back from 1964-67 at Purdue University, and was co-captain during the team's 1967 Rose Bowl Championship season.

**Personal:** Catavolos earned his bachelor's degree in physical education from Purdue in 1967. He was the recipient of the Nobel E. Kizer Award for excellence in academics during his senior year. Catavolos and his wife, Tona, have two daughters: Lindsay and Stephanie.



**Michelle Alford**  
Asst. to the Head Coach



**Jennifer Lee**  
Offense



**Jamie Janette**  
Defense and Special Teams

Asst. Defensive Coordinator/Linebackers  
**George Edwards**

**5th NFL Season/1st Redskins**



**Coaching:** George Edwards comes to Washington after four years with the Dallas Cowboys. He will work closely with Assistant Head Coach and Defensive Coordinator Marvin Lewis in orchestrating the Redskins defense in 2002. Edwards' primary responsibility will be to maximize the talents of a strong linebacking corps including veterans Jessie Armstead, Jeremiah Trotter, LaVar Arrington and Kevin Mitchell.

Under his tutelage, the Cowboys linebackers helped the Dallas defense finish second in the NFC and fourth in the NFL in 2001. During his four seasons with the team, he produced tremendous results from a young group of linebackers, including Dat Nguyen, Dexter Coakley,

Darren Hambrick, and Randall Godfrey. In 2001, Nguyen came into his own, leading the team with 172 tackles. He was followed by two-time Pro Bowler Coakley with 134, who became the first player in franchise history to register five consecutive 100-plus tackle seasons. Edwards played a key role in the emergence of Hambrick in 1999, a first-year starter finishing the season with 62 tackles, who went on in 2000 to lead the team with 154 stops – the highest tackle total of a Dallas player since Robert Jones recorded 162 in 1994.

Edwards spent the 1997 season as defensive line coach for the University of Georgia, helping the Bulldogs to a 10-2 season record and a win over Wisconsin in the Outback Bowl. He worked with the linebackers at Duke in 1996, after four seasons at Appalachian State University (1992-95). While at Appalachian State, he coached Coakley, a two-time Division 1-AA National Defensive Player of the Year, and an all-rookie selection as a third-round draft choice of the Cowboys in 1997.

He began his coaching career at the University of Florida in 1991, working with the linebackers as a graduate assistant under Spurrier. In his two seasons at Florida, the Gators were 19-4, capturing the Southeastern Conference title and a spot in the Sugar Bowl following the 1991 season.

**Playing:** Edwards earned four letters as a linebacker for Duke, playing for current Redskins Head Coach Steve Spurrier. He led the team with 116 tackles his senior season, a year the Blue Devils tied for the Atlantic Coast Conference crown and made an appearance in the All-American Bowl. Named most valuable linebacker in 1989, Edwards was an honorable mention All-ACC selection as a senior under Spurrier. He also served two years as special teams captain.

**Personal:** A native of Siler City, NC, Edwards was a three-time all-conference and all-county choice at Jordan Matthews High School, and an All-American selection as a senior. He graduated from Duke with a political science degree and did post-graduate study at Florida. Edwards and his wife, Jami, have a son, B.J.

## Paul Guenther

### 1st NFL Season/1st Redskins

**Coaching:** Paul Guenther makes his Redskins and NFL coaching debut as an offensive assistant, after spending last season with West Texas A&M University as secondary coach. Previously, he spent four years as the head coach at Ursinus College (PA), finishing the 2001 season with an 8-3 record and an ECAC playoff appearance. In 1999, he transformed a team that went 3-7 in 1998, into a 10-2 squad that advanced to the second round of the NCAA Division III playoffs. The ten victories was a school record and his team broke virtually all of the school's offensive all-time marks.

Guenther was the defensive coordinator at Jacksonville University in 1997, prior to taking the Ursinus head coaching position. He previously had been an assistant coach at Ursinus in 1996, becoming the youngest coach in college football at the age of 25. He spent the 1995 and 1994 seasons at Western Maryland College.

**Playing:** He was an All-ECAC linebacker at Ursinus College in 1991, All-Conference in 1992 and 1993. He holds the Ursinus record with 355 career tackles.

**Personal:** Guenther received his undergraduate degree in communications from Ursinus in 1994, and a master's degree in sports administration from Western Maryland in 1997. He and his wife, Patrice, live in Ashburn, VA.



## Jim Collins

### 1st NFL Season/1st Redskins



**Coaching:** Jim Collins comes to the Redskins organization with 28 years of coaching experience, 15 of which came at the side of new Redskins Head Coach Steve Spurrier. He will play a number of roles in Washington, working with the linebackers, as well as assisting with the special teams units.

Collins spent the last 12 seasons at the University of Florida (1990-2001), coaching special teams, as well as linebackers, tight ends, and defensive ends. A proven teacher on both sides of the ball, Collins also made significant contributions to the Gator football program as a recruiting coordinator. His 2000 recruiting class was considered the consensus number one class in the nation.

He began his career on the fields of Page High School in his hometown of Greensboro, NC (1974-79). In 1980, he was named defensive coordinator at Lees-McRae Junior College, and was soon invited to join the staff at Appalachian State as defensive backs coach (1981-82). Collins headed to Duke University as outside linebackers coach in 1983, and left for a brief stint at Jacksonville State as

defensive coordinator/linebackers coach in 1984. He returned to the Blue Devils in 1985, meeting Spurrier in 1987. Spurrier brought Collins with him to Florida in 1990, initially as a linebackers coach.

Collins has been part of seven conference championship teams (Duke - 1989, Florida - 1991, 1993-96, 2000), as well as the 1996 National Championship team. He's coached in twelve Bowl games, most recently the Orange Bowl in 2002.

**Playing:** Collins played at Elon College from 1970-73.

**Personal:** He earned his bachelor's degree in physical education from Elon in 1974, following with a master's in education from North Carolina A&T in 1979. He and his wife, Geri, have a daughter, Jennifer, and live in Leesburg, VA.

#### Assistant Strength and Conditioning

### John Hastings

#### 8th NFL Season/1st Redskins



**Coaching:** John Hastings travels cross-country from San Diego to join the Redskins, returning to his native Virginia. He will work closely with strength and conditioning coach Chip Morton in overseeing the Redskins' off-season workout program, getting Washington's players in peak playing condition for training camp and the upcoming season.

Hastings spent the past seven seasons with San Diego (1995-2001), serving as head strength and conditioning coach for the last five. He joined the Chargers as an intern in 1990 and remained until he was hired as an assistant coach before the 1995 season. Prior to joining the Charger's organization, Hastings owned his own fitness company, "The Future is Fitness," based in San Diego.

**Personal:** A native of Newport News, VA, Hastings earned his degree in psychology and physical therapy from Ohio University in 1987. He and his wife, Lori, have a son, Alexander, and a daughter, Taylor.

#### Defensive Line

### Ricky Hunley

#### 1st NFL Season/1st Redskins

**Coaching:** Ricky Hunley returns to the NFL for his second official tour, this time on the sidelines, coaching the Redskins defensive line. He is responsible for combining the skills of Redskins veterans Bruce Smith and Dan Wilkinson with the talents of newcomers Renaldo Wynn and Santana Dotson.



Hunley joined the coaching ranks after his own seven-year career as an NFL player. He got his start as a graduate assistant at USC, working with the defensive ends and linebackers. Two years later he moved on to Missouri, where he spent seven seasons, first as defensive line coach (1994-97) and then promoted to associate head coach/linebackers (1998-2000). In 2001, he joined Coach Spurrier's staff at the University of Florida, overseeing the defensive line. He has coached in five Bowl games: Freedom (1992 and 1993), Holiday (1997), Insight.com (1998), and Orange (2002).

In between his college coaching responsibilities, Hunley also made time to work with the Pittsburgh Steelers (1992), San Diego Chargers (1997) and Philadelphia Eagles (2000) as part of the NFL's Minority Fellowship Program.

**Playing:** Hunley played linebacker at the University of Arizona, earning numerous honors. He was a two-time consensus first-team All-American, a three-time All-Pac-10 selection, and 1983 Pac-10 Co-Player of the Year. He led Arizona in tackles in each of his final three seasons, totaling 566 for his collegiate career. Among other honors, he was a Lombardi Award finalist in 1983 and was inducted into the College Football Hall of Fame in 1997.

Hunley was selected in the first round of the NFL Draft by Cincinnati in 1984 (7th overall). As a member of the Denver Broncos, he played in Super Bowls XXI and XXII (beaten in 1988 by his new team, the Redskins). He also played for Phoenix (1988) and the Los Angeles Raiders (1989-90).

**Personal:** The Petersburg, VA, native earned a bachelor's degree in business administration from Arizona in 1987. In 1990, he was voted Executive Vice President of the NFL Players' Association, a position he held for two years. He has also served on the Board of Directors for the Black Coaches Association, the Minority Issues Committee of the American Football Coaches Association and represented the Big XII and SEC on the AFCA's Assistant Coach Committee. Hunley and his wife, Camille, live in Ashburn, VA, with daughters, Alexis and Kenady.

## Asst. Offensive Coordinator/Offensive Line **Kim Helton**

### 11th NFL Season/1st Redskins

**Coaching:** Kim Helton returns to the NFL, joining the Washington Redskins as the assistant offensive coordinator and offensive line coach. He will be responsible for continuing the development of two of the NFL's most dominant tackles, in Jon Jansen and Chris Samuels. He will work closely with the Redskins new head coach to integrate elements of the Spurrier offense that have proven so successful.

Helton brings three decades of coaching experience to the Redskins offense. Most recently, he was the head coach at the University of Houston (1993-99), where he was named Coach of the Year in 1996. His 1996 Cougar team was the Conference USA co-champions and gained a birth to the Liberty Bowl.

Helton began his coaching career at Eastside High School in Gainesville, FL,



before accepting a graduate assistant position at his alma mater, Florida, in 1972. He was promoted as the Gators' offensive line coach in 1973, a position he held through the 1978 season. Helton moved on to the University of Miami, where he spent three seasons as offensive coordinator, working with college and NFL stand-outs Jim Kelly, Bernie Kosar and Vinny Testaverde.

He jumped to the NFL in 1983, joining the Tampa Bay Buccaneers as offensive line coach. After four seasons, he moved to the Houston Oilers (1987-89) and then the Los Angeles Raiders (1990-92).

**Playing:** He was a three-year starter at center for the University of Florida from 1967-70, earning honors of SEC all-freshman team (1967), outstanding sophomore (1968) and team offensive MVP (1970).

**Personal:** Helton earned his bachelor's degree in physical education from Florida in 1970. He and his wife, Pam, live in Hamilton, VA.

## Tight Ends

# Lawson Holland

## 1st NFL Season/1st Redskins



**Coaching:** After seven years at the University of Florida, Lawson Holland joins the Redskins as tight ends Coach. During his tenure with the Gators, he held a range of responsibilities, most recently working with the team's running backs and coaching special teams. He started at Florida in 1995 as tight ends coach and special teams coordinator. While with the Gators, Holland was a part of three SEC title teams (1995, 1996, 2000) and a National Championship (1996).

Holland began his 27-year coaching career in 1975 as a graduate assistant at his alma mater, Clemson. After two years, he moved on as a part-time assistant coach at Duke (1977) and spent a year as head coach at Douglas Byrd

High School in Fayetteville, NC (1978). He returned to Clemson in 1979 to coach the wide receivers, staying with the Tigers for seven seasons before taking over as running backs coach at North Carolina (1986-87). Before heading to Florida, Holland worked with the wide receivers at Wake Forest (1988-91) and Oklahoma State (1992-94).

During his illustrious career, Holland has coached in eleven Bowl games: Peach (1979), Orange (1982, 1999, 2002), Independence (1985), Aloha (1986), Fiesta (1996), Sugar (1997, 2001) and Citrus (1998, 2000).

**Playing:** Holland lettered in both football (quarterback) and basketball at Clemson. He was all-conference in three sports at Mooresville High School, named player of the year in both football and basketball.

**Personal:** He graduated from Clemson University in 1975, earning his degree in secondary education and English. Holland and his wife, Cathy, have two children: son, Jake, and daughter, Katie.

## Strength and Conditioning **Chip Morton**

### 11th NFL Season/1st Redskins



**Coaching:** Morton joins the Redskins after three seasons with the Baltimore Ravens (1999-2001). During his tenure in Baltimore, the Ravens held a 10-2 game record in December, a testament to the success of the team's conditioning regimen. Already, during the 2002 off-season, Morton has installed a disciplined conditioning program that will have the Redskins in peak form for the start of the season.

Morton helped build the expansion Carolina Panthers strength program, serving as the strength and conditioning coach in Carolina from 1995-98. Previously he was the assistant strength and conditioning coach for the San Diego Chargers for three seasons (1992-94), culminated by a trip

to the Super Bowl following the 1994 season.

He started his coaching career in the collegiate ranks, serving as assistant strength coach at Ohio State (1985-86) while completing his master's degree in physical education. He went on to Penn State in 1987 as the first-ever full-time strength and conditioning assistant for the Nittany Lions football team. He also worked with 14 other men's and women's sports during his tenure at Penn State (1987-91).

**Personal:** Morton graduated from North Carolina in 1985 with a degree in zoology. He was a varsity letter winner in swimming while studying at Chapel Hill. Morton and his wife, Stacey, have four children: sons, Campbell and Aaron, daughter, Abigail, and twins, Asher James and Ariel Nicole.

## Assistant Offensive Line **John Hunt**

### 1st NFL Season/1st Redskins



**Coaching:** John Hunt joins the Redskins, bringing a wide range of experience with his 14-years in coaching. He will assist assistant offensive coordinator/offensive line coach Kim Helton in working with a mix of Redskins veterans and new faces that make up the offensive line.

He spent the last three seasons overseeing the offensive tackles at the University of Florida, experience that will serve him well as he works with two of the NFL's best in Jon Jansen and Chris Samuels.

Hunt began his coaching career in 1989 as a graduate assistant at Florida. He spent three years assisting the Gator's coaching staff before leaving to coach the offensive line at nearby Buchholz High School in Gainesville (1995-96). He took a similar position in his

hometown of Orlando in 1997, spending two seasons at Dr. Phillips High School, before joining Coach Spurrier at Florida in 1999. During his three-year tenure, the Gators ranked among the SEC's top two schools in total offense, passing offense and scoring.

**Playing:** He lettered four years at Florida as an offensive guard. He was named second-team all-ACC in 1983 and played in four Bowl games during his collegiate career. He was drafted by the Dallas Cowboys in 1984, and played two seasons in the NFL, with Dallas and Tampa Bay.

**Personal:** The Florida native earned his bachelor's degree in criminal justice from Florida in 1985, and his master's in exercise and sport science in 1991. Hunt and his wife, Rene, have a son, Christopher, and live in Ashburn, VA.

## Running Backs

### Hue Jackson

#### 2nd NFL Season/2nd Redskins

**Coaching:** Hue Jackson enters his second season in Washington, responsible for the development of Pro Bowler Stephen Davis and his fellow running backs. Under Jackson's tutelage, Davis rushed for a career high 1,432 yards last season, breaking his 1999 record of 1,405 yards and becoming the first Redskin RB to rush for more than 1,000 yards three consecutive seasons. Known for his tireless energy and enthusiasm on the practice fields, Jackson's challenge this year is to make second-round draft choice Ladell Betts a significant contributor to the Redskins offense.



Jackson came to the Redskins in 2001 after 14 years coaching in the college ranks. Prior to his jump to the NFL, he spent four seasons as Southern Cal's offensive coordinator (1997-2000). In 1996, Jackson led California's high-powered offense as its offensive coordinator, and was the quarterbacks coach when the Golden Bears won the Aloha Bowl. He also spent four seasons at Arizona State (1992-95), two at Cal State Fullerton (1990-91) and three at University of the Pacific (1987-89), all in various coaching roles on offense.

In 1991, he served as running backs, wide receivers and special teams coach for the World League's London Monarchs. He made a coaching stop in Washington, completing a summer internship with the Redskins in 1995. He held similar internships with the Los Angeles Rams (1990) and Arizona Cardinals (1992).

**Playing:** Jackson was a standout quarterback at Pacific (1985-86), throwing for 2,544 yards and 19 TDs in his career. He also lettered in basketball in 1986. He began his playing career at Glendale (CA) Community College (1983-84).

**Personal:** Jackson and his wife, Michelle, have two daughters, Jordyn and Baylee, and live in Ashburn, VA.

## Kirk Olivadotti

### 3rd NFL Season/3rd Redskins



**Coaching:** Going into his third season with the team, Kirk Olivadotti has the longest tenure with the Redskins of anyone on the current coaching staff. As assistant defensive backs coach, he will work closely with George Catavolos overseeing the secondary and helping a number of young players get up to NFL speed, including third-round draft choice CB Rashad Bauman.

Olivadotti began his coaching career on the collegiate level, working with wide receivers and tight ends at Marine Maritime for one season (1997). He moved on as defensive backs coach at Indiana State for two years (1998-99), and joined St. Joe's as defensive coordinator before making the jump to Washington and the NFL.

**Playing:** Olivadotti was a wide receiver for four years at Purdue.

**Personal:** Kirk is the son of Tom Olivadotti, the current New York Giants linebackers coach, who has also coached in Cleveland, Miami and Minnesota. Olivadotti and his wife, Keely, live in Ashburn, VA.

## Steve Spurrier, Jr.

### 1st NFL Season/1st Redskins

**Coaching:** Steve Spurrier, Jr. comes to the Redskins from the University of Oklahoma, where he has been responsible for the wide receivers since 1999. In his new position in Washington, he is charged with developing the talents of young receivers including Rod Gardner and Cliff Russell, as well as tuning the skills of veterans such as Jacquez Green, Reidel Anthony, and Kevin Lockett.

While at Oklahoma, Spurrier, Jr. turned the Sooners' receiving corps into one of the most productive in the country, with at least four receivers tallying over 30 receptions and more than 400 yards each season. He started his coaching career as a graduate assistant in 1994 at the University of Florida. He remained at Florida through the 1998 season, earning his master's degree while assisting on the playing fields.

He has coached in eight Bowl games during his eight-year career: Sugar (1995, 1997), Fiesta (1996), Florida Citrus (1998), Orange (1999, 2001), Independence (2000), and Cotton (2002). He has also been part of two National Championship teams (Florida 1996 and Oklahoma 2000).

**Playing:** He lettered two years at Duke as a wide receiver, finishing his playing career with 24 receptions for 299 yards and a touchdown as a senior.

**Personal:** Spurrier Jr. earned his bachelor's degree from Duke in 1993, and master's degree from Florida in 1996. He and his wife, Melissa, have triplets: sons, Gavin and Luke, and daughter, Emma. They reside in Leesburg, VA.



## Special Teams

**Mike Stock****13th NFL Season/2nd Redskins**

**Coaching:** Mike Stock returns for his second season with the burgundy and gold, looking to build on a successful 2001 special teams campaign. This will mark his 40th year in coaching, and the Redskins will look to his leadership and experience to help mold together the many new talents in this year's special teams lineup.

Guided by Stock, the Redskins special teams units improved drastically from the 2000 season. By the end of 2001, Washington led the NFL in yards allowed by kickoff coverage, permitting only 945 yards on 54 kickoffs. The team finished second in kickoff return average (or average starting field position after kicking off), with opponents starting at the 25.7 (avg.) yard line, an improvement from 14th overall in 2000, with a 31.0 average start. Stock's work cultivated stellar performances from a number of special teams stand-outs including K Brett Conway, PR Eric Metcalf, KR Michael Bates and FB Bryan Johnson.

Prior to joining the Redskins, Stock served as special teams coach in Kansas City for six seasons (1995-2000). His units consistently ranked among the league's finest, particularly in the return phase of the game. Under Stock's guidance, the Chiefs posted eight TDs in the return game, four on both punts and kickoffs. Kansas City amassed 706 punt return yards in 1999, snapping its all-time mark of 612 set in 1979. The Chiefs tied the franchise record with 58 punt returns in 2000 and returned two punts for scores, just the fifth time in team history. In 1997, Stock was voted Special Teams Coach of the Year.

Stock also coached with the Cincinnati Bengals (1987-91) and the USFL's New Jersey Generals (1983). In 26 years of college coaching, he helped numerous young athletes enter the NFL ranks. In coaching stints at Notre Dame (1969-74, 1983-86), he worked with Heisman Trophy winner Tim Brown, All-American tight end Dave Casper, former New York Giants Pro Bowl tight end Mark Bavaro, and 1,000-yard running back Anthony Johnson of the Carolina Panthers. At Ohio State, where Stock coached from 1992-94, he groomed a talented trio of future NFL receivers: Joey Galloway, Terry Glenn and Chris Sanders.

Stock was head coach at Eastern Michigan from 1978-82. He was the offensive coordinator at Wisconsin (1975-77) after completing stints at Notre Dame (1969-74), Navy (1968) and the University of Buffalo (1966-67). Stock started his coaching career at Akron (OH) South High in 1965.

**Playing:** Stock played fullback under legendary coach Ara Parseghian at Northwestern. He led the Wildcats in rushing in 1959 and 1960. A knee injury halted his pro playing career with the CFL's Saskatchewan Rough Riders.

**Personal:** Stock spent three years in the U.S. Army. He earned his bachelor's degree from Northwestern in 1961. A native of Barberton, OH, he and his wife, Peggy, have three children: Michael, Patrick and Cynthia. The Stocks live in Leesburg, VA.



## Front Office

Assistant General Manager

### **Bobby Mitchell**

#### 44th NFL Season/40th Redskins



A 1983 inductee into the Pro Football Hall of Fame, Bobby Mitchell joined the Redskins' personnel staff in 1969 following his retirement as a player, at the encouragement of Vince Lombardi. He has risen through the organization's ranks, promoted to Director of Pro Scouting, then to Assistant to the President in 1978. In 1981, he was named Assistant General Manager, a position he has held to this day. With his playing and front office experience combined, Bobby has spent 44 years in the NFL, 40 with the Redskins.

Mitchell began his NFL career as an eighth round draft selection of the Cleveland Browns in 1958. After four seasons in Cleveland, he was traded to Washington in 1962, along with Leroy Jackson, for Ernie Davis (Washington's number one draft choice in 1962).

As a Brown and a Redskin, Mitchell gained 2,735 yards rushing on 513 attempts (5.3 avg.); 521 receptions for 7,953 yards (15.3 avg.), 69 punt returns for 699 yards (10.2 avg.), 102 kickoff returns for 2,690 yards (26.4 avg.). When he retired, his 14,078 total yards stood third in NFL history and his 92 touchdowns stood fifth all-time. He played in four Pro Bowls (one with Cleveland and three with Washington) over his 11-year playing career.

Mitchell's collegiate career was also one for the record books. A 1958 graduate of Illinois, he excelled at track and football. Bobby set a world record for the 70-yard low hurdles, and was also named an All-Big Ten halfback. He completed his college playing career as a co-recipient of the 1958 College All-Star Game MVP Trophy.

In addition to his 1983 induction to the Pro Football Hall of Fame, he has also been inducted into the District of Columbia Hall of Fame, the Arkansas Hall of Fame, the Hot Springs (Arkansas) School District Hall of Fame, the Touchdown Club Hall of Fame and the Robert F. Kennedy Memorial Stadium Hall of Stars. A glance through the list of "Who's Who Among Black Americans" would also reveal the name "Bobby Mitchell", as would any list recounting some of the NFL's greatest players. Most recently, he was honored as one of the 70 Greatest Redskins of all time, announced this summer as part of the organization's 70th anniversary season.

Over and above his distinguished playing career, Bobby has established an equally distinguished reputation for himself in the Washington, D.C. community through his dedication and service. He has been affiliated with and chaired a host of causes, some of which include: The Boys and Girls Club of Washington; The Urban League; the NAACP; the Police Boys and Girls Clubs of Washington, D.C.; the Bike Federation and Advisory of the Variety Club of Greater Washington; the United Negro College Fund Radio Drive; the Howard University Cancer Research Advisory Committee; the American Lung Association; the Washington Board of Trade; the Friendship



House; the Metropolitan Washington, D.C. Area Leadership Council; the Southern Financial Bank of Virginia Advisory Board; Joe Gibbs Youth Homes Board of Trustees; Plymouth Congregation Church Board of Trustees, Washington, D.C.; and the White House Task Force on Drugs. He has served as President of the Doug Williams Foundation and is also a past President of the NAMD (National Association of Marketing Developers).

The NFL Alumni Association honored Mitchell in 1998, presenting him with the Order of the Leather Helmet. The award is presented to individuals who have made significant contributions to the game of professional football. Mitchell also sits on the NFL Alumni Executive Committee and serves on the Advisory Board of the United Negro College Fund. His Bobby Mitchell Hall of Fame Golf Classic has raised more than \$2 million for leukemia research. In 2000, he was honored for his unparalleled commitment to youth in the D.C. community with the dedication of Bobby Mitchell Field, a state-of-the-art football field in the heart of Anacostia's Congress Heights neighborhood in Washington, D.C.

The University of Illinois alumnus serves his alma mater as well. Mitchell is a member of the University's President's Council and is on the Board of Directors of the University of Illinois Foundation. He has received the University of Illinois Foundation National Network Outstanding Leadership Award, and is a member of the Advisory Board of the University Library.

A native of Hot Springs, AR, he is a 1954 Langston High School graduate. Bobby and his wife, Gwen, a Washington, D.C., lawyer, have two children: Terri, a graduate of Illinois and Howard University Graduate School of Education, and Robert C. Jr., who completed Stanford University and Georgetown Law School. The Mitchells live in Washington, D.C. and Manassas, VA.

Vice President of Football Operations

## Joe Mendes

### 22nd NFL Season/8th Redskins



After a two-year hiatus, Joe Mendes returns to the Washington Redskins organization as Vice President of Football Operations. During his two seasons away from the club, he spent his time consulting for a number of agents, lending his experience of 22 years on the team side of the business. Ultimately, Mendes rejoined the franchise at the request of owner Daniel Snyder, to help new Head Coach Steve Spurrier build the current Redskins team into a Super Bowl Champion. In his new role, he is responsible for overseeing all aspects of player personnel, including both college and pro scouting, coordinating the college draft, free agency, contract negotiations, and day-to-day football operations of the organization.

Previously, Mendes spent 1993-2000 as the team's contract negotiator and salary cap expert. He was among the first executives in the NFL to bring together a background combining extensive knowledge of personnel and of the economic aspects of a football franchise, a trend that soon spread throughout the league. He was responsible for signing an impressive group of free agents and draft selections during his tenure, including future Hall of Fame defensive end Bruce Smith and the number two and three overall draft picks in 2000, linebacker LaVar Arrington and offensive tackle Chris Samuels.

A former personnel scout, Director of College Scouting, Director of Player Operations and Vice President of Player Operations, Mendes has a long history of success, including helping build two Super Bowl teams (Los Angeles Rams in 1979, New England Patriots in 1985). He came to Washington after a short stint with San Diego, after spending the previous 12 seasons (1981-92) with New England, the last two as Vice President of Player Operations. Among the players he helped draft for the Patriots, more than a dozen were Pro Bowlers, totaling over 30 appearances in Hawaii. Stand-outs among that group were OT Ben Armstrong, WR Irving Fryar, and TE Ben Coates.

He joined the NFL in 1978 as a college scout with the Los Angeles Rams under the late, and then-general manager, Dick Steinberg. He joined Steinberg's scouting staff in New Orleans in 1980, before again moving with him to the Patriots organization.

A native of Ferndale, CA, Mendes began his scouting career in 1977, when he was hired by Mike Giddings for Pro Scout, Inc. A 1974 graduate of Chico State University, he spent one year as an assistant at Chico before stops at Hawaii in the World Football League, and at the University of California. He and his wife, Sandy, live in Leesburg, VA.

## Vice President of Football Operations **Pepper Rodgers**

### 3rd NFL Season/3rd Redskins



Franklin "Pepper" Rodgers was named Vice President of Football Operations of the Washington Redskins in January of 2001, bringing years of college and professional experience to the organization. Rodgers played an instrumental role in bringing new Head Coach Steve Spurrier to the Redskins.

In 22 years of college coaching, Rodgers earned more than 100 victories, amassing a 65-25-5 record as an assistant coach at Air Force, University of Florida and UCLA, and compiling a 70-60-3 record as head coach at University of Kansas, UCLA, and Georgia Tech. Rodgers was named Big Eight Coach of the Year twice while at Kansas, and runner-up Coach of the Year in 1979 while at Georgia Tech. He was also named Pac-10 Coach of the Year twice while at UCLA and Southern

Independent Coach of the Year twice at Georgia Tech.

He also spent time coaching on the professional level, with the Memphis teams of the USFL and CFL. He coached the Memphis Showboats from 1984-85, and then, in 1993 was named head coach of the Mid-American Football Association's Memphis Hound Dogs. In an effort to draw the attention of the NFL to Memphis, Rodgers and FedEx Chairman Fred W. Smith helped sell-out four NFL preseason games to Memphis' Liberty Bowl Stadium in six years, with the proceeds going to charity. Rodgers' quest faded when the League decided to expand in Jacksonville and Charlotte.

Several of the major names in college and professional coaching have served under the tutelage of Rodgers, including Terry Donahue, Steve Spurrier, John Cooper and Dick Tomey. Spurrier and Beban, winners of the Heisman Trophy, were

coached by Rodgers, as well as Redskins Hall of Fame running back John Riggins and future inductee, Reggie White.

Rodgers got his start in football as quarterback and placekicker for undefeated Georgia Tech in 1954, and was named MVP of the 1954 Sugar Bowl. He graduated from Georgia Tech in 1955, with a degree in industrial management. After graduation he served five years in the Air Force as a pilot and went on to serve as a Captain in the Air Force Reserve while beginning his coaching career.

Rodgers is the author of several books, including an autobiography entitled "Pepper", a fictional novel, "Fourth and Long Gone", and a textbook on the wishbone offense. He is a member of both the Kansas and Georgia Tech Hall of Fame. He and his wife, Livingston, reside in Alexandria, VA, and have six children and eight grandchildren.

## Director of Player Personnel **Vinny Cerrato**

### 12th NFL Season/3rd Redskins

Vinny Cerrato returns to the Redskins organization after spending last year as a color analyst for ESPN and ESPN.com. In his new position, he will assist Vice President of Football Operations Joe Mendes in player evaluation and other scouting activities.

Cerrato began his first tour in Washington in the summer of 1999 after spending nine years with the San Francisco 49ers. His two years in Washington were busy, helping acquire future Hall of Famers Bruce Smith and Deion Sanders, as well as several free agents including Irving Fryar and Mark Carrier. He orchestrated trades with the Miami Dolphins (Matt Turk) and swapped first-round draft picks with the 49ers, leading to the additions of the second and third overall picks in the 2000 NFL Draft (LB LaVar Arrington and OT Chris Samuels).

He joined San Francisco in 1991 as Director of College Scouting, helping to draft players including Ted Washington, Ricky Watters, Dana Stubblefield and Elvis Grbac. In 1995, Cerrato was promoted to Director of Player Personnel, overseeing all college scouting and draft activities as well as pro scouting of NFL players and opponents. Again, Cerrato made an impact as his drafts produced such stand-outs as Terrell Owens, Greg Clark and JJ Stokes.

Before breaking into the NFL, Cerrato served as the football recruiting coordinator under Lou Holtz at Notre Dame (1986-90). During that time, the Irish played in four Bowl games, won the 1988 NCAA National Championship, and had 23 players selected in the first and second rounds of the NFL Draft. Cerrato started his career as a graduate assistant for the Minnesota Golden Gophers (1983-84) before he was promoted to recruiting coordinator in 1985, a position he served one year before moving on to Notre Dame.

A 1982 graduate of Iowa State, Cerrato lettered at quarterback and wide receiver all four years, and earned one letter in track. He is a native of Flushing, NY and grew up in Albert Lea, MN, where he was a star in football, track and hockey. Cerrato and his wife, Becky, live in Chicago.



## Mark Levin

### 3rd NFL Season/3rd Redskins

Mark Levin begins his third season with the Washington Redskins, responsible for negotiating all player contracts, as well as overseeing and applying the NFL's complex salary cap.

Levin works closely with VP of Football Operations Joe Mendes in signing a number of free agents during the 2002 off-season, including linebackers Jeremiah Trotter and Jessie Armstead, and defensive end Renaldo Wynn. To create cap room for these maneuvers, Levin managed the contract restructuring of certain veteran players, keeping Washington in compliance with the NFL's rigid cap constraints.

Levin brings invaluable experience to the Redskins organization, having worked on both sides of player contracts throughout his career. Levin joined the Redskins before the 2000 season, after fourteen years with the National Football League Players' Association (NFLPA). As the Association's assistant director of research for the last eight years, he was responsible for the tracking and oversight of salary cap moves and player contracts for all NFL teams. Levin worked closely with agents and players consulting on contract terms, including fair market value and incentive packages.

He began his career with the NFLPA as an intern while still in college, working in various departments throughout the organization including public relations, legal and research.

A native of Olney, Maryland, Levin earned his bachelor's degree in communications from Temple University in 1986. He and his wife, Jaime, live in Fairfax, VA.



## Dustin Nelson

### 3rd NFL Season/3rd Redskins



Dustin Nelson returns for his third season with the Redskins, working closely with Mark Levin on salary cap and player contract issues. Before focusing specifically on contracts, he spent the 2000 season as a personnel assistant in the Redskins scouting department, after getting his NFL start here in Washington as an intern. Nelson is a graduate of California Polytechnic State University in San Luis Obispo, and holds a degree in business administration with an emphasis in sports management. He lives in Arlington, VA.

Director of Player Development

**John 'JJ' Jefferson****10th NFL Season/3rd Redskins**

John "JJ" Jefferson begins his third year at the helm of the Redskins player development efforts. In his role, Jefferson's responsibilities include the integration of players into professional football, encouraging their educational development, and acting as a counselor to both rookies and veterans as needed throughout the season. During the off-season, JJ coordinates an internship program that assists players in locating and securing occupational opportunities that help them earn practical job experience that may lead to a second career when it comes time to leave the playing field. He also works closely with players in family assistance and financial programs JJ contributes on the field as well, where he assists during practice and on the sidelines during games.



Jefferson joined the Redskins in March 2000. Previously, he spent five years as the Director of Student-Athlete Life at the University of Kansas.

A member of the famed "Air Coryell" offense that revolutionized San Diego's passing game, Jefferson played wide receiver for the Chargers in the late 1970s and early 1980s. Known for his acrobatic catches, JJ was selected to the Pro Bowl four times, and won a Pro Bowl Co-MVP selection in 1983. Jefferson, along with his 1980 San Diego Chargers teammates Dan Fouts, Charlie Joiner, and Kellen Winslow, was voted the best passing unit in NFL history. JJ began his NFL career as the first-round draft choice of the Chargers in 1978. He also played with the Green Bay Packers (1981-84) and the Cleveland Browns (1985).

Jefferson is a graduate of Arizona State University with a bachelor of arts degree in history. He and his wife, DeWanda, have two children: Tiffany and John, II.

Special Assistant/Football Operations

**Lamar 'Bubba' Tyer****32nd NFL Season/32nd Redskins**

The senior staffer in the Washington Redskins organization, Bubba Tyer changes roles to start his 32nd season with the franchise. After 25 years as the team's head trainer, Tyer now moves to the front office, assisting NFL newcomers Jamie Speronis and Head Coach Steve Spurrier in the daily operations of the football team. He will play a vital role in coordinating the Redskins training camp at Dickinson College in Carlisle, PA, as well as scheduling and team travel logistics throughout the season.

Although he shifts his official responsibilities this season, Tyer remains a valuable asset to the Redskins training staff, now headed by veteran trainer Dean Kleinschmidt. As one of the most respected trainers in the NFL and in his profession, Tyer has been an integral part of all five Redskins' Super Bowl teams and three Super Bowl Championships. In 2000, at the Super Bowl XXXV festivities in Tampa, he was cited as the NFL's top

athletic trainer and honored as Emageon Super Athletic Trainer of the Year.

A graduate of Lamar University in Beaumont, TX, Tyler was head trainer for the United States Marine Corps' varsity sports program at Quantico for four years (1968-71) before joining Redskins Hall of Fame head coach George Allen's first staff in 1971. Tyler currently sits on the board for the NFL Committee on Drug Abuse and is a former president of the Pro Football Athletic Trainers Society. He and his wife, Cathy, have one daughter, Ashley, a Virginia Tech student, and they reside in Oak Hill, VA.

Director of Football Operations

## Jamie Speronis

### 1st NFL Season/1st Redskins

Jamie Speronis joins the Washington Redskins from the University of Florida, continuing in his role as the head coach's football administrator. Speronis, with the help of Bubba Tyler, is responsible for coordinating Redskins training camp at Dickinson College in Carlisle, PA, as well as managing all scheduling and team travel arrangements throughout the season. He works closely with the coaching staff in managing daily aspects of football operations and other administrative duties.

Until now, Speronis has spent his entire professional career at Florida, participating in many aspects of the Gators' football program. Most recently, he served as Director of Football Administration under Spurrier (1996-2001), managing the football budget, coordinating team logistics, and acting as liaison to the compliance office. Previously, Speronis held positions as senior administrative assistant, graduate assistant and student assistant with the UF strength and conditioning program.

A native of Lowell, MA, Speronis made his way south early, earning his undergraduate degree at Florida in 1985, and his master's degree in exercise and sport sciences in 1989. He and his wife, Kristy, have a son, Conner, and live in Leesburg, VA.



### **REDSKINS 2002 ROAD HEADQUARTERS**

Carolina (pre-season)	Hyatt Charlotte	704-554-1234
Tampa Bay (pre-season)	Westshore Marriott	813-287-2555
San Francisco	Westin	800-228-3000
Tennessee	Nashville Renaissance	615-255-8400
Green Bay	Radisson Paper Valley Hotel	920-733-8000
Seattle	Renaissance Madison	206-583-0300
Jacksonville	Jacksonville Marriott	904-296-2222
New York	Glenpointe Marriott	201-836-0600
Dallas	Dallas Renaissance	214-631-2222
Philadelphia	Loews Philadelphia	215-627-1200

## Scouting Staff

Director of Pro Scouting

### Scott Campbell

#### 15th NFL Season/2nd Redskins

Scott Campbell takes over as Director of Pro Scouting in 2002, after overseeing all aspects of Washington's college scouting program last season. He joined the Redskins personnel department in 2001, after spending the 2000 season in Chicago as the Bears' Director of Pro Scouting. Prior to his tenure with Chicago, he spent three seasons in Kansas City, serving as the Southeast Area Scout. Campbell began his NFL career with the Atlanta Falcons in 1987 as an assistant to his father, Head Coach Marion Campbell, then returned in 1990 for a seven-season run as an area scout.

Campbell earned his degree from Georgia in 1984, where he was a member of three SEC Championship squads including the 1980 National Championship team. He spent two seasons as a graduate assistant at Auburn from 1985-86. Campbell and his wife, Cindy, have two daughters, Courtney and Caroline, and live in Ashburn, VA.



Pro Scout

### Dennis Murphy

#### 9th NFL Season/2nd Redskins



Dennis Murphy begins his second season with the Redskins personnel department, responsible for evaluating Redskins 2002 opponents and other pro players. He joined the Redskins in 2001 after four seasons with the Detroit Lions (1997-2000). Previously, he worked with San Diego (1994-96) as an assistant for the Chargers' defense and special teams. Prior to his NFL career, Murphy spent two seasons at the United States Naval Academy (1992-93), where he was defensive coordinator in 1993.

A native of South Bend, IN, Murphy earned three letters as a defensive lineman/tight end at Notre Dame. He was commissioned as a Navy Flight Officer and, during service in Vietnam, earned the Vietnam Service Medal with three stars, the National Defense Medal and the Republic of Vietnam Campaign Medal. Following his military service, Murphy returned to Notre Dame where he spent six years as a coach with the Fighting Irish (1969-74). He has also coached at Colgate (1975), Holy Cross (1976-77), Michigan (1978-81), and Maryland (1982-91). Murphy's family includes three daughters, Michelle, Kristen and Lisa, and son, Kevin. He lives in Ashburn, VA.

Pro Scout

## Louis Riddick

### 9th NFL Season/2nd Redskins



Louis Riddick came to the Washington Redskins in July 2001, beginning his second NFL career, this time off the field. He joined the Redskins front office after spending the 2001 season playing for the Orlando Rage of the XFL, recording 21 tackles and one interception.

Riddick enjoyed a seven-year career in the NFL as a safety, amassing 172 tackles and 2 sacks, playing for the Oakland Raiders, Cleveland Browns and Atlanta Falcons, totalling 94 regular seasons games. He finished off his NFL playing career with the Raiders in 1998, posting 49 tackles and one fumble recovery.

The Quakertown, PA, native was awarded a provost academic scholarship to Pittsburgh, where he was a four-year letter winner. As a scholar athlete, he was named academic All-American both junior and senior years, in addition to earning All-Big East honors. He graduated in 1991 with a degree in economics. Riddick comes from a football family - his brother Robb played running back for the Buffalo Bills from 1981-88. He now lives in Ashburn, VA, with his wife, Debbie, and daughters, Lauren and Lindsay.

Pro Scout

## Tim Gribble

### 3rd NFL Season/1st Redskins



Tim Gribble joined the Redskins in May 2002 after spending the past two years with the Pittsburgh Steelers as an assistant to the scouting department (2000-2002). Previously, he was an assistant coach for his alma mater, Duquesne University, serving as the special teams coordinator (1996-2000), defensive line coach (1996-1998) and running backs coach (1998-2000). At Duquesne, he was a four-year starter and team captain from 1994-98. A double major at Duquesne, Gribble received his bachelor of science degree in psychology and sociology. He resides in Oakton, VA.

## Director of College Scouting **Ron Nay**

### 31st NFL Season/6th Redskins

In his sixth season with the Redskins organization, Ron Nay takes over as Director of College Scouting, working closely with Vice President of Football Operations, Joe Mendes, and overseeing all aspects of the Washington collegiate scouting program. He provides valuable experience to the Redskins personnel department, with an amazing 31 years of NFL scouting service.

Prior to his tenure with the Skins, he was a college scout with the Philadelphia Eagles in 1995, and spent seven seasons (1988-1994) with the New York Jets. Before his time with the Jets, Nay was the San Diego Chargers' Director of Scouting (1985-1986), having served in their scouting department from 1978-1984. He began his NFL career with Quadra Scouting Combine from 1972-77.

Nay played professional baseball in the St. Louis Cardinals farm system, and held down a training camp roster spot as a defensive back with the Dallas Cowboys in 1962. Nay and his wife, Bonnie, have three children and eight grandchildren. The couple lives in Mandeville, LA.



## National College Scout **Trent Baalke**

### 5th NFL Season/2nd Redskins

Trent Baalke begins his second season with the Redskins, continuing his role as the team's national scout, traveling throughout the country in search of rising talent. He joined the Skins in 2001, after three seasons (1998-2000) as a scout with the New York Jets. Previously, he spent two years as the athletic director at Stanley High School in Fargo, ND. He spent six seasons (1990-1995) as the defensive line/strength and conditioning coach at South Dakota State. In 1989, he was a graduate assistant and defensive line coach at North Dakota State, where the squad finished the season 14-0 and was crowned Division II National Champions.



A double major at Bemidji State (MN), Baalke received his bachelor's degree in health and physical education. He earned his master's degree in secondary education and sports administration while coaching at North Dakota State. At Bemidji, he played strong safety and was two-time All-Northern Sun Conference and two-time All-Mid West Region honoree. Trent and his wife, Beth, have two daughters: Katlynn and Cassie. The Baalkes live in Loveland, CO.

Area Scout

## Reggie Cobb

### 2nd NFL Season/2nd Redskins



In 2002, Reggie Cobb begins his second season with the Skins after joining the scouting department in July 2001. This is Cobb's second career in the NFL, after a seven-year playing career as a running back. Most recently, he played with the New York Jets (1996-1997), after one-year stints in Jacksonville (1995) and Green Bay (1994). He began his NFL career with the Tampa Bay Buccaneers (1990-1993), where he enjoyed his best season in 1992, compiling 1,171 rushing yards and nine

touchdowns. Cobb ended his pro career with a total of 3,834 yards and 26 touchdowns.

He played in the college ranks at Tennessee, finishing his career ranked third on the program's career rushing chart with 2,360 yards and 26 touchdowns. He also lettered in track, and graduated in 1990 with a degree in sociology. Cobb lives in Sugarland, TX, with his wife Stephanie, and his son, DeMarcus.

Area Scout

## Shemy Schembechler

### 3rd NFL Season/2nd Redskins



Shemy Schembechler returns for his second season with the Redskins, having joined the staff before training camp in 2001. Previously, he served as the Midwest Blesto Scout for the Chicago Bears (1997-98). Schembechler got his start in the NFL as a player personnel intern for the Kansas City Chiefs in 1996.

He began his professional career as a graduate assistant coach at Michigan in 1994, following in the footsteps of his father, legendary Michigan coach Bo Schembechler. He is a graduate of Miami of Ohio, and lives in Worthington, OH, with his wife, Megan.

Assistant to the Personnel Department

## Kathy Wilson



Area Scout

**Joe Womack****5th NFL Season/1st Redskins**

Joe Womack starts his first season with the Redskins after serving four years as a national scout with the Philadelphia Eagles (1998-01). He brings 15 years of experience to the Redskins draft room, most coming from his time working in the Canadian Football League. He joined the CFL as the Director of Scouting for the Saskatchewan Rough Riders in 1982, spending the next two years with the CFL Scouting combine, evaluating talent throughout the southeast. He was promoted as Director of CFL

Scouting and Scouting Combine in 1985, a position he held for three seasons (1985-87). He took leave from football after that, joining the private sector as Director of Sports Medicine and Rehabilitation at HealthSouth in Mobile, Alabama (1988-93). In 1993, Womack returned to the CFL as the Director of US Scouting for the BC Lions (1993-94), and later took a position as Director of Player Personnel for the Shreveport Pirates (1995-96). In 1997, he focused on NFL player evaluation, working with National Football Scouting.

Womack has a long resume of playing experience as well, spending seven years playing defensive back and returner in the CFL and WFL. He joined the CFL's Winnipeg Blue Bombers in 1973 before moving to the WFL (Chicago Fire 1974, San Antonio Wings 1975). He spent 1976 training camp with the Denver Broncos, and then returned to the CFL to join the Calgary Stampeders (1978). In 1980, he suited up for the Saskatchewan Rough Riders, where he would make his scouting debut in 1982.

Before making his way to pro football, Womack was a decorated Vietnam combat medic and therapist, as a sergeant in the US Army. He was a college standout as a pole vaulter on the LSU track team while earning his undergraduate degree. He went on to earn his masters in sports management from the United States Sports Academy. He now resides in Shreveport, LA.

College Scouting Assistant

**Jason Burger****1st NFL Season/1st Redskins**

Jason Burger joins the Redskins in 2002 in his first full-time NFL position. Previously, Burger held a internship with the Philadelphia Eagles' personnel department (1999) and was a football operations graduate assistant for Temple University (1999). He played four years at the offensive guard position for Newberry College (SC), majoring in physical education. Burger also holds a master's degree in sports administration from Temple University. He spent the last two years in the private business sector, out of football. He lives in Ashburn, VA.



## Training Staff

Head Trainer

### Dean Kleinschmidt

#### 32nd NFL Season/1st Redskins



Dean Kleinschmidt brings more than 30 years of NFL experience to the Washington training room, taking over for veteran Bubba Tyer as the Redskins head trainer.

Kleinschmidt began his NFL career with the New Orleans Saints in 1969 as an athletic assistant. He was promoted to head trainer in 1971, becoming the NFL's youngest ever head trainer at the age of 24. He spent the next 29 seasons in that position, earning numerous professional honors including induction into the National Athletic Trainers Association Hall of Fame (1994) and the Louisiana Athletic Trainers Association Hall of Fame (1990).

Throughout his career, he has spent time educating others in addition to his team responsibilities.

Kleinschmidt has served three terms as president of the Professional Football Athletic Trainers Society, and is a member of the NFL Advisory Committee to the Commissioner on Anabolic Steroids and Related Substances. He has given lectures in Sweden, Mexico and Bahrain, as well as serving on the athletic training staffs for the American Bowl in London and Tokyo. This season, he will add Osaka to that list.

Kleinschmidt received his undergraduate degree in health and safety from the University of Indiana in 1969. He and his wife, Marlene, have a son, Rhett, and daughter, Morgan Lee. They reside in New Orleans, LA.

Assistant Athletic Trainer

### Eric Steward

#### 2nd NFL Season/2nd Redskins

Eric Steward returns to the Washington Redskins training room for his second season. He assists Dean Kleinschmidt with the preparation, treatment and rehabilitation of the team throughout the year, and will lend a hand to help newcomer Larry Hess acclimate to the Redskins organization.

Steward began his professional career as a student athletic trainer with the Buffalo Bills during the 1996 and 1997 campaigns. He was a graduate assistant athletic trainer with Syracuse University from 1998-2000, and spent last season as an intern with the Pittsburgh Steelers.

Steward is a Boston, NY native, and a graduate of Canisius College in Buffalo. He lives in Ashburn, VA, where he is also a volunteer with the Ashburn Fire Department.



Assistant Athletic Trainer/Physical Therapist

**Larry Hess****1st NFL Season/1st Redskins**

Larry Hess joins the Washington Redskins for his first NFL season. He will assist Dean Kleinschmidt and Eric Steward with the preparation, treatment and rehabilitation of the team throughout the year.

Hess joined the Miami Dolphins in 1998 as an intern, spending three seasons assisting during training camp, mini camp and game day activities. Most recently, he was head athletic trainer at Dunbar High School in Fort Myers, FL.

A native of Pittsburgh, PA, he earned his bachelor's degree in life science in 1998 and his master's in physical therapy in 2001, both from Nova Southeastern University in Ft. Lauderdale, FL. Hess currently sits on the Athletic

Trainers Program Advisory Board at Nova and is a certified strength and conditioning specialist. He lives in Potomac Falls, VA.

**Equipment Management**

Equipment Manager

**Brad Berlin****2nd NFL Season/2nd Redskins**

In his second season with the Washington Redskins, Brad Berlin oversees all aspects of the equipment and locker rooms at Redskin Park and FedExField. His responsibilities include the purchase and maintenance of all team equipment, as well as outfitting players, coaches and other football staff for both practices and games. Berlin, along with assistant Anders Beutel, is charged with the transport of all team gear for training camp and road contests.

Berlin has nine years of experience on the collegiate level, beginning his career as head equipment manager with Utah State in 1992. He moved on to oversee operations at Colorado State from 1994-1998, then joined Missouri in 1998. He spent last season with Louisville as the assistant athletic director for equipment, before joining the Redskins in 2001.

A native of Marshall, MO, he received his bachelor's degree in educational studies and sports management from the University of Missouri in 1989. He continued his studies at Missouri, earning his master's of education and sports management in 1993. Brad and his wife, Kellie Ann, have one daughter, Miranda, and live in Ashburn, VA.



Assistant Equipment Manager  
**Anders Beutel**

**6th NFL Season/2nd Redskins**

Anders Beutel returns for his second season in Washington, having joined the team in 2001. His responsibilities include assisting equipment manager Brad Berlin in the distribution and maintenance of equipment and uniforms, as well as assisting the Redskins' coaching staff on the practice field.

He came to Washington from the Tampa Bay Buccaneers, where he was an equipment assistant for four seasons (1997-2000). Beutel began his career with NFL Europe, as the assistant equipment manager for the Frankfurt Galaxy in 1997, and the Amsterdam Admirals during their 1998 and 1999 campaigns.

Beutel is originally from River Falls, WS, and now resides with his wife, Kerry, in Ashburn, VA.



**Video Department**

Video Director  
**Rob Porteus**

**9th NFL Season/3rd Redskins**



Rob Porteus enters his third season with the Washington Redskins as the team's video director. His responsibilities include overseeing the daily operations of the Redskins video department and assisting the coaching and scouting staff with game tape and player highlights. He conducts the editing of video for all practices and games, and produces "cut-ups" of upcoming opponents. He is also in charge of the purchasing and maintaining of all video and digital equipment.

Prior to coming to Washington, Porteus spent four seasons as the assistant video director with the Baltimore Ravens (1996-99), working with defensive coordinator Marvin Lewis, coaching assistant Jamie Janette, and strength and conditioning coach Chip Morton. He also spent two seasons as an intern with the Chicago Bears (1994-95).

A Fredonia, WS, native, Porteus is a graduate of the University of Wisconsin at Platteville. He lives in Ashburn, VA.



Assistant Video Director

## Mike Bracken

### 3rd NFL Season/3rd Redskins

Mike Bracken begins his third season as assistant video director with the Redskins. He is responsible for the taping and editing of all games and practices, including the editing of game tape for individual coaching use.

Bracken came to the Redskins after serving as video coordinator for University of South Carolina basketball for one season (1999-2000) and Southern Cal in 1998. He got his start in the NFL as a video intern with the Philadelphia Eagles (1997-98).

Bracken graduated from Lycoming College where he played defensive back and helped his team to two conference titles. A native of Clifton Heights, PA, Bracken lives in Ashburn, VA, with his wife, Dawn Marie.



Video Assistant

## Stephen Pratti

### 4th NFL Season/2nd Redskins



Stephen Pratti returns to the Redskins video department for his second season, assisting Porteus and Bracken with all day-to-day operations of the department. He began his career with the New York Giants during the 1998-99 seasons, and spent the 2000 season as the assistant video director for the University of Maryland before coming to Washington.

He received his bachelor degree in communications from William Paterson University. A Manalapan, NJ, native, he resides in Lanham, MD.

### Broadcast Brawn

The Washington Redskins game was the top-rated television program in the D.C. market in each of the 16 weeks the Skins played. The highest rating came in Week 12, when Washington welcomed Dallas to FedExField.

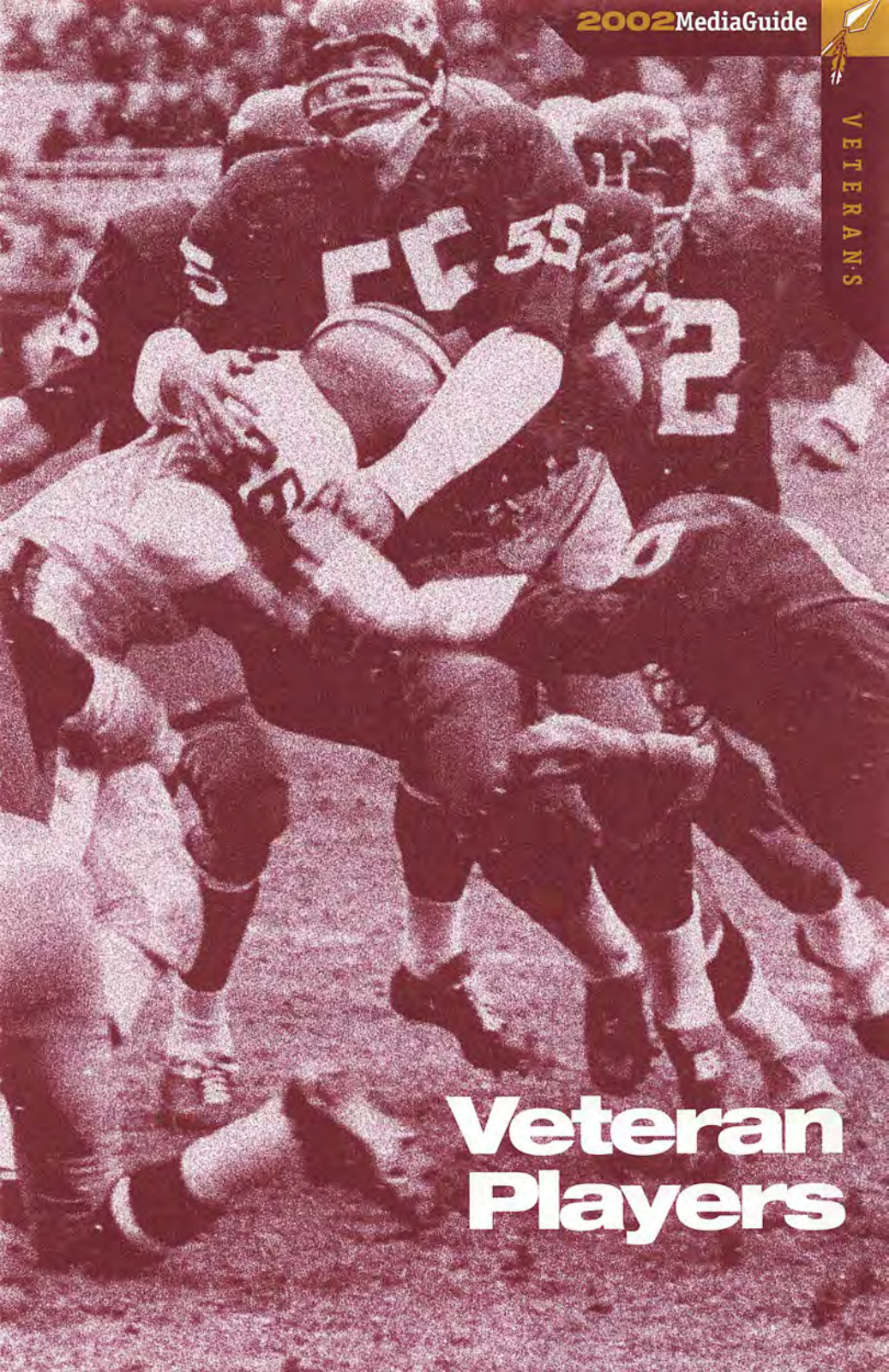
With a 32.4/55 share, of all households watching television in the D.C. metro area during the timeslot, 55 percent were watching the Redskins vs. Cowboys.

## How the Redskins Were Built

YEAR	DRAFTEES	VETERAN FREE AGENTS	WAIVERS/TRADES	ROOKIE/1st YEAR FREE AGENTS
1983	Darrell Green (1)			
1996	Stephen Davis (4)			
1998			Dan Wilkinson (tr- CIN)	
1999	Champ Bailey (1) Jon Jansen (2)	Sam Shade (fa- CIN)		David Terrell Derius Thompson
2000	LaVar Arrington (1) Chris Samuels (1)	Kevin Mitchell (fa- NO) Bruce Smith (fa- BUF)		Zeron Flemister Bryan Johnson Del Cowsette
2001	Rod Gardner (1) Fred Smoot (2) Sage Rosenfels (4) Damerian McCants (5)	Ethan Albright (fa- BUF) Bryan Barker (fa- JAX) Brett Conway (fa- NYJ) Otis Leverette (fa- MIA) Kevin Lockett (fa- KC) Eddie Mason (fa- WAS) Walter Rasby (fa- DET) Kato Serwanga (fa- NE) Alex Sulstved (fa- CIN)		Donovan Arp David Brandt Donte Curry Lemar Marshall Ifeanyi Ohaleté Antonio Pierce  Justin Skaggs Ross Tucker Kenny Watson
2002	Patrick Ramsey (1) Ladell Betts (2) Rashad Bauman (3) Cliff Russell (3) Andre Lott (5) Robert Royal (5) Reggie Coleman (6) Jeff Grau (7) Greg Scott (7) Rock Cartwright (7)	Reidel Anthony (fa- TB) Jessie Armstead (fa- NYG) Chris Doering (fa- DEN) Santana Dotson (fa- GB) Jauquez Green (fa- TB) Rod Jones (fa- STL) Shane Matthews (fa- CHI) Larry Moore (fa- IND) Carl Powell (fa- CHI) Sean Powell (fa- DET) Jeremiah Trotter (fa- PHI) Kipp Vickers (fa- BAL) Renoldo Wynn (fa- JAX)	David Loveone (t- NYJ) Danny Wueffel (t-HOU)	Will Beck (rookie) Ron Boldin (rookie) Thad Buttone Jauron Dailey Tim Engelhardt Shamar Finney (rookie) Otis Floyd Dan Frantz Robert Gillespie (rookie) Kenneth Grant Leon Hires (rookie) Ron Isreal (rookie) Bernard Jackson (rookie) Ladairis Jackson Emmett Johnson (rookie) Ricot Joseph (rookie) Dustin Keith Charlie Landrigan (rookie) Du'Shon Martin (rookie) Ivan Mercer Melvin Paige (rookie) Chandler Smith Wayne Smith (rookie) Akil Smith (rookie) Leonard Stephens Anthony Thomas (rookie) Mark Washington Jimmy Watkins (rookie)

### OLD-TIME REDSKIN NICKNAMES

<b>The Hogs:</b>	Coach Joe Bugel, Boss Hog George Starke, Head Hog Jeff Bostic, Russ Grimm, Joe Jacoby, Mark May, Don Warren, Rick Walker, Don Laster (IR), John Riggins (Ground Hog)
<b>The Smurfs:</b>	Receivers Alvin Garrett (5-7), Virgil Seay (5-8), Charlie Brown (5-10)
<b>The Fun Bunch:</b>	Rick Walker, creator Alvin Garrett, Charlie Brown, Virgil Seay, Otis Wonsley, Clint Didier, Don Warren, Art Monk
<b>The Airborn Rangers:</b>	Linebackers Neal Olkewicz, Rich Milot, Mel Kauffman, Larry Kubin, Peter Cronan, Monte Coleman, Stuart Anderson
<b>The Pearl Harbor Crew:</b>	The Secondary - Mary Murphy, Curtis Jordan, Darrell Green, Vernon Dean, Brian Carpenter, Anthony Washington, Ken Coffey, Greg Williams



# Veteran Players

# ETHAN ALBRIGHT

# 77

OL / LS  
Height: 6-5  
Weight: 273  
Birthdate: 5-1-71  
North Carolina  
9th NFL Season



## Career Highlights:

- Has played every game in the last six seasons (Buffalo, 1996-2000; Washington, 2001).
- Earned game balls for stand-out special teams performances in win over Philadelphia (11/25/01), and 40-10 win over New Orleans (12/30/01).
- Tallied a career-high 10 special teams tackles in 2000.
- Recovered fumbles on punt coverage vs. Colts (11/22/98) and vs. GB (9/10/00).
- Played in his 100th NFL game at Philadelphia (11/25/01).

**NFL Acquisition:** Signed by Miami as an undrafted free agent on April 28, 1994.

**How Acquired:** Signed with the Redskins as a free agent on March 9, 2001.

**2001 Season:** One of the NFL's best and most consistent long snappers, Albright is an all-around asset on special teams. He played in all 16 games and recorded four special teams tackles in 2001. In Week 2 at Green Bay (9/25/01), he had a season-high two special teams tackles, when he stopped punt returner Antonio Freeman twice in GB territory. His snaps were key in kicker Brett Conway's making 79% of his FG attempts and 100% of his PAT's.

**Pro Career - 2000:** Albright served as the Bills' LS in all 16 games and made a career-high ten special teams tackles (eight solo), all on punts. His accurate snaps were also key to kicker Steve Christie hitting four game-winning FGs. Albright made a season-high three special teams tackles in the season-opener vs. the Titans. In Week 2 vs. the Packers, he made his second career fumble recovery and returned it 17 yards to set up a Bills TD in their 27-18 win. He was perfect snapping on three FG attempts and one PAT at New England (11/5), helping Christie win Player of the Week honors. He posted two special teams tackles vs. New England (12/17). **1999:** Albright was the long snapper in all 16 games plus a Wild Card playoff at Tennessee (1/8/00). He played in his 50th career game (60th in the NFL) with the

Bills in the home opener vs. NYJ (8/19). **1998:**

Albright's accurate snaps played a big role in Christie establishing a Bills single-season record for points (140) and FGs (33). Albright also helped Christie extend his streak of consecutive PATs to 108. Albright played in all 16 regular-season games and a Wild Card playoff contest at Miami. He had six tackles on special teams, all on punts. **1997:** Albright showed poise on a pair of pressure-packed FG tries, Christie's game-winner as time expired in a 9-6 win at the Colts (10/20) and Christie's game-tying 55-yarder as regulation time expired at Denver (10/26). Albright played in all 16 games. He hurt his knee in the first quarter vs. New England (11/9), but stayed in the game. He played despite the injury the next week at Miami (11/7) and posted five special teams tackles on punt coverage. **1996:** Albright signed with the Bills after Miami waived him during training camp. He served as Buffalo's long-snapper on all kicks. In his first game, he made a clutch snap on Christie's game-winning FG in OT at New York Giants (9/1). He was also key to Christie setting a team single-game record with six FGs at New York Jets (10/20). Albright made eight special teams tackles on punt coverage and saw his first playoff action in a Wild Card game vs. Jacksonville (12/28). **1995:** After re-signing with the Dolphins on Feb. 16, Albright made his NFL debut in the season-opener vs. New York Jets (9/3). He suffered a season-ending knee injury at New England (11/12). Overall, he made four unassisted tackles on punts. **1994:** After

## Albright Career Statistics

Year	Team	Games	Games Started
1994	Mia/GB	0	0
1995	Mia	10	0
1996	Buf	16	0
1997	Buf	16	0
1998	Buf	16	0
1999	Buf	16	0
2000	Buf	16	0
2001	Was	16	0
<b>Career</b>		<b>106</b>	<b>0</b>

signing with Miami as an undrafted free agent, Albright was waived on Aug. 22. He re-signed with Miami and was placed on the practice squad on Aug. 29. He was waived on Sept. 14 and re-joined the practice squad on Sept. 28. He was waived on Nov. 2. In the first week of December, Albright was named to the practice squad in Green Bay, where he finished the season.

**College/Personal:** Albright was a four-year letterman and two-year starter at North Carolina. He started every game as a junior and senior and was named first-team All-ACC as a senior. He helped the school set single-season records for points, TDs and total offense. He was also a member of the Academic All-ACC team. He started in the Peach Bowl as a junior in 1992 and

redshirted in 1991 after moving from TE to OL. He played in all 11 games as a sophomore and fractured a finger against Georgia Tech. He wore a cast while playing in the final four games. As a true freshman in 1989, he started the last five games and made three catches for 47 yards. He pitched on the baseball team in 1991 but did not get a decision in four games. He majored in economics and political science. Albright played baseball, basketball and football at Grimsley High School in Greensboro, NC. While in Buffalo, he visited local elementary schools and served as an instructor at the Bills annual football skills clinic for inner-city youth. He and his wife, Katherine, have a daughter, Mary Grace. The Albrights live in Greensboro, NC.

## REIDEL ANTHONY

# 84

WR  
Height: 5-11  
Weight: 180  
Birthdate: 10-20-76  
Florida  
6th NFL Season



### Career Highlights:

- Has recorded 144 career receptions for 1,846 yards (12.8 avg.) with 16 touchdowns in his first five seasons as a pro.
- A top return threat who owns Tampa Bay's all-time kickoff return yardage record with 2,232 career kickoff return yards on 95 returns (23.5 avg.).
- Ranks seventh in Tampa Bay Buccaneers history with 16 touchdown receptions.
- Was the only WR ever taken by Tampa Bay in the first round.
- Has seen action in 73 games with 38 starts.

**NFL Acquisition:** Chosen as the 16th overall pick in the 1997 NFL Draft by Tampa Bay.

**How Acquired:** Signed as an unrestricted free agent on March 6, 2002.

**2001 Season:** Played in 13 games with four starts (vs. Minnesota, at Green Bay, at St. Louis and vs. Baltimore). Finished the season with 13 receptions for 162 yards (12.5 avg.) and added three rushes for 22 yards. Also handled some return duties, returning three punts for 12 yards. His best game of the season came as a starter

against Green Bay (10/7), when he had three catches for 40 yards. All three of those catches came on third down plays and were good for first downs, and his third catch was a 16-yard reception on the game-winning drive. Anthony started at wide receiver against Minnesota (10/28), responding with two catches for 21 yards and adding a 16-yard run in the second quarter that set up a Mike Alstott TB touchdown. He grabbed three catches for 57 yards against Chicago (11/18), including a spectacular one-handed grab for 35 yards that set up a Martin Gramatica 26-yard field goal before halftime. He also served as punt returner when WR Karl Williams went down, returning two punts for seven yards. He had one rush for nine yards on an end-around that helped set up a RB Warrick Dunn 17-yard TD reception against New Orleans (12/23).

**Pro Career - 2000:** He appeared in 16 games, starting one contest (Buffalo, 11/26) and had 15 receptions for 232 yards (15.5 avg.) and four touchdowns. His four scores ranked second on the Bucs team behind Keyshawn Johnson's eight. He was involved in a trick play at New England (9/3), when he hooked up with QB Shaun King for an eight-yard touchdown with 31 seconds

## Anthony Career Statistics

### RECEIVING STATISTICS

Year	Team	Rec	Yrds	Avg	TD	Long
1997	TB	35	448	12.8	4	38t
1998	TB	51	708	13.9	7	79t
1999	TB	30	296	9.9	1	30
2000	TB	15	232	15.5	4	46t
2001	TB	13	162	12.5	0	35
<b>Career</b>		<b>144</b>	<b>1,846</b>	<b>12.8</b>	<b>16</b>	<b>79t</b>

### KICKOFF RETURNS

Year	Team	No	Yrds	Avg	TD	Long
1997	TB	25	592	23.7	0	51
1998	TB	46	1,118	24.3	0	60
1999	TB	21	434	20.7	0	39
2000	TB	3	88	29.3	0	45
2001	TB	0	0	0	0	0
<b>Career</b>		<b>95</b>	<b>2,232</b>	<b>23.5</b>	<b>0</b>	<b>60</b>

### RUSHING STATISTICS

Year	Team	No	Yrds	Avg	TD	Long
1997	TB	5	84	16.8	0	26
1998	TB	4	43	10.8	0	32
1999	TB	1	2	2.0	0	2
2000	TB	0	0	0.0	0	0
2001	TB	0	0	0.0	0	0
<b>Career</b>		<b>10</b>	<b>129</b>	<b>12.9</b>	<b>0</b>	<b>32</b>

### CAREER SINGLE GAME HIGHS

**Rec:** 7 (twice); last at Min 10/3/99  
**Long Run:** 32 yrds., vs. Chi, 9/20/98  
**Kickoff Returns:** 7, vs. Ten, 11/8/98  
**Kickoff Return Yards:** 150, at Det, 9/28/9  
**Receiving Yards:** 126, at Jax, 11/15/98  
**Long Kickoff Rtn:** 60 yrds., at Det, 9/28/98

remaining in the second quarter on a "Kill Play". Anthony made a spectacular catch-and-run with a 46-yard pass for his second touchdown of the season at Washington (10/1). He then followed up with another solid performance, catching a season-high three passes for 36 yards (12.0 avg.), including a 16-yard TD in the fourth quarter against Minnesota (10/9). He made his first start of the season vs. Buffalo (11/26) and had two kickoff returns for 69 yards, including a 45-yard return. He tied a season-high with three catches for 48 yards (16.0 avg.) at Green Bay (12/24).

**1999:** Played in 13 games, starting seven contests and posted 30 receptions for 296 yards (9.9 avg.) and one touchdown. His 30 catches ranked third on the squad behind Warrick Dunn and current Redskins teammate Jacques Green. After suffering a rib injury in the previous game, he tied his career-high with seven grabs for 86 yards and one TD at Minnesota (10/3). Anthony notched a season-best 39-yard kickoff return at Seattle (11/28), surpassing WR Michael Morton (1,885) as the club's all-time leader in kickoff return yardage. He missed the season finale at Chicago (1/2) and both playoff contests with a left quadriceps strain.

**1998:** Played in 15 games and started 13, missing one late-season contest due to a shoulder sprain. Despite injury, he finished season as team leader in receptions (51), receiving yardage (708) and receiving touchdowns (seven). He also returned 46 kickoffs for 1,118 yards, averaging 24.3 yards per return. With those marks, he recorded the second-highest single-season yardage total in team history (Bobby Joe Edmonds, 1,147 in 1995) and the best average ever among all players with at least 15 runbacks in a season. He also recorded the highest TD reception total by a

Tampa Bay player since 1989, when Mark Carrier tied the franchise mark with nine. He led all Buc receivers in a win over Chicago (9/20) with five receptions for 56 yards and a TD, adding a career-long 32-yard gain on a fourth-quarter end-around run. Anthony burned Minnesota for six receptions for 81 yards. He set personal-bests when he turned just two receptions into 126 yards and two TDs at Jacksonville (11/15), recording the two longest receptions of his career, 47- and 79-yarders. He then led the squad in receptions at Chicago (11/29) with four for 47 yards and a touchdown. He suffered a sprained shoulder while making two catches for 17 yards vs. Pittsburgh (12/13), causing him to be placed on inactive list at Washington (12/19). Anthony returned to play, but did not start in season finale at Cincinnati and caught his seventh touchdown pass on his only reception, a four-yarder. **1997:** Started 13 of 16 regular season games played, in addition to two postseason starts. Anthony opened the season as the team's third receiver before moving into the starting lineup in the second week. He missed games at Atlanta (11/9) and vs. New England (11/16) due to ankle injury. He finished the season as NFC's third-leading rookie receiver with 35 catches for 448 receiving yards and four TDs (tied for team lead). Proved himself extremely adept at running reverse plays, gaining 84 yards on five carries (16.8 avg.). Anthony also served as team's primary kickoff returner after inheriting those duties at mid-season, bringing out 25 kickoffs for 592 yards for a team-leading 23.7 average. In a Sunday night victory over Miami (9/21), Anthony caught two passes for 50 yards, including his first career score on a season-long 38-yard TD grab. Against Arizona the following week (9/28), he hauled in a

season-high five catches for 49 yards and an eight-yard TD, then matched his season high for receptions three games later vs. Minnesota (10/26), with five catches for a season-best 92 yards and third score of the season. In the Wild Card game vs. Detroit (12/28), Anthony compiled the third-highest playoff receiving yardage total in franchise history (62) on a team-leading three receptions. In the following week's Divisional Playoff contest at Green Bay (1/4), he hauled in 52-yard pass completion that stands as the second-longest in team playoff annals.

**College/Personal:** Anthony was an extremely productive receiver at Florida under Redskins head coach Steve Spurrier and finished his Florida career third in team history with 26 receiving TDs. He tallied 126 career receptions to tie fellow teammate and 1997 draftee Ike Hilliard (N.Y. Giants, seventh overall) for seventh on Gators' career record list. He finished second in Florida history with 2,274 receiving yards, trailing only Carlos Alvarez's 2,563 (1969-71). Anthony also stood out on special teams during his collegiate career, averaging 23.2 yards per kickoff return (35-812) and 10.8 yards per punt return (24-258), while his long runbacks included a 90-yard TD kickoff return, 93-yard TD kickoff return (bowl game) and a 52-yard punt return. He appeared in 33 games and earned 23 starts. In three Bowl games (two starts), he contributed 14 receptions for 147 yards and seven kickoff

returns for 226 yards (32.3 avg.) and one touchdown. In addition to being named consensus All-SEC as a junior, he was named All-American by *Football News*. He caught 72 passes for 1,293 yards (18.0 avg.), single-season totals exceeded at Florida only by Alvarez in 1969 (88-1,329), and one-upped by Florida and current-Redskins teammate Chris Doering's one-year-old school record of 17 receiving TDs by scoring 18 times. He led the SEC with 107.7 receiving yards per game and emerged as a dual receiving-returning threat as a sophomore, catching 24 passes for 366 yards and three touchdowns, while returning 19 kickoffs for 472 yards (24.8 avg.) and another score and bringing back 11 punts for 122 yards (11.1 avg.). He saw action in nine games (including Bowl) with eight starts and was named the team's Outstanding Freshman Player after catching 30 passes for 615 yards (20.5 avg.) and five TDs. He also returned nine kickoffs for 227 yards (25.2 avg.) and five punts for 46 yards (9.2 avg.) and scored his first collegiate touchdown on 65-yard catch against Kentucky. He majored in public recreation at Florida. As a prep, he was an all-state selection as a senior at Glades Central (FL) High School, returning eight punts and kickoffs for touchdowns during prep career. Anthony has a son, Reidel Anthony Jr. He is a native of Pahokee, FL.

## JESSIE ARMSTEAD

# 98

LB  
Height: 6-1  
Weight: 232  
Birthdate: 10-26-70  
Miami  
10th NFL Season



### Career Highlights:

- Selected to play in fifth consecutive Pro Bowl last season, teaming with fellow linebackers Jeremiah Trotter and LaVar Arrington.
- Started all 16 games in 2001 for the sixth straight year. Armstead has 96 consecutive starts and has played in all 150 regular season and postseason games since 1993. He has not missed a game in eight professional seasons.
- From 1996-2000, he led the NY Giants in tackles, exceeding 100 stops in each season.
- He was named Giants Rookie of the Year in 1993, Defensive MVP in 1996 and Most Valuable Player in 1997.

**NFL Acquisition:** Chosen by the New York Giants in the eighth round (207th overall) of the 1993 NFL Draft.

**How Acquired:** Signed by Washington as an unrestricted free agent on March 1, 2002.

**2001 Season:** Armstead made his 83rd consecutive start at weak side linebacker to start the season against Denver (9/10) on Monday Night Football. He finished with five tackles (4 solo) and stopped RB Terrell Davis for a one-yard loss in the second quarter. Against St. Louis (10/14), he finished with a team-high nine tackles (7 solo) and a forced fumble, while helping hold the Rams offense to 41 yards on the ground. His third quarter tackle of RB Marshall Faulk forced a fumble that was recovered by LB Mike Barrow. He then stuffed RB Trung Canidate for no gain late in the fourth quarter. Armstead extended his consecutive games played streak to 136 and consecutive games started streak to 88 against Dallas (11/4), despite missing the entire week of practice with a strained hamstring and calf suffered a week earlier vs. Washington. Armstead finished with three tackles (2 solo) with the majority of play coming on first and second down. He started at weak side linebacker versus Minnesota (11/19) and finished with five tackles (4 solo) and one sack, while recording his second sack of the season when he dropped QB Daunte Culpepper for a six-yard loss in the second quarter. Against Arizona (12/15), Armstead started at weak side linebacker and had his best game of the season, finishing with a team-high 16 tackles (13 solo) and a forced fumble. His 16 total tackles is the second-highest single game total of his career. Armstead's career-high of 18 came vs. Dallas on October 5, 1997. He also forced RB Micheal Pittman to fumble after a one-yard loss in the second quarter, then tackled RB Thomas Jones for a five-yard loss after a reception in the fourth quarter. He started at WLB at Philadelphia (12/30), and finished second on the team in tackles with seven (5 solo) and had one pass defended. He also tackled RB Duce Staley for a two-yard loss in the first quarter. He stopped Staley for a four-yard loss after a reception in the second quarter. He ended the regular season by starting against Green Bay (1/6/02) extending his consecutive games streak to 98 and finished with seven tackles (4 solo). Armstead stopped RB Ahman Green for a one-yard loss in the third quarter, then stuffed Green again in the third for a three-yard loss.

**Pro Career - 2000:** Armstead was selected to start in the Pro Bowl, his fourth consecutive appearance in the game. He started every game for the fifth consecutive season and led the team in tackles with 101, including 76 solos. He also had five sacks, eight passes defended, a forced fumble and a fumble recovery. He was a mainstay of the defense that was second in the NFL against the run (72.3 yards a game). He contributed a team-high seven tackles (five solos) and one sack in the Giants 41-0 shutout of Minnesota in the NFC Championship Game. His

play helped hold the Vikings to only 114 yards, tying the mark for the third-lowest yardage ever allowed in a postseason game. He finished second on the team in tackles with nine (six solos) in a 20-10 victory over Philadelphia in the NFC Divisional Playoff game. He recorded his fifth sack of the season when he tackled Dallas QB Anthony Wright for a 10-yard loss, then, on the next play, recovered a Cowboys fumble at the Dallas 21-yard line (12/17). Armstead finished with a season-high 15 tackles vs. Detroit (11/19). He had five tackles (four solos) a half-sack and two passes defended vs. Philadelphia (10/29). He knocked down Troy Aikman's pass on the game's final play to preserve a victory over Dallas (10/15). He brought down Donovan McNabb for a 13-yard loss and his first sack of the season at Philadelphia (9/10). **1999:** Armstead was selected to his third straight Pro Bowl, representing the NFC as a starter after starting every game despite knee injury suffered in practice prior to Week 14 game at Buffalo. He led the team in sacks and finished second (Kevin Greene, 12) in the NFC among LBs with a career-high nine. He became the first linebacker to lead the Giants in sacks since Lawrence Taylor led the team with five sacks in 1993. Armstead also led the team in tackles for the fourth straight year and eclipsed 100 tackles for the fourth straight season, finishing with 124. He finished with a team-high 14 tackles (10 solos) and a forced fumble vs. Washington (9/19). He was named the NFC Defensive Player of the Month for October after leading the Giants to four wins and recording four sacks, two interceptions and 41 tackles, then finished with eight tackles (five solos) and two sacks vs. Philadelphia (10/3). Armstead finished with a team-high 12 tackles (eight solos) and two sacks at Arizona (10/10), then followed by collecting a team-high 10 tackles (nine solos) in a Monday Night game vs. Dallas (10/18). **1998:** Armstead earned his second straight Pro Bowl berth, representing the NFC





## Armstead Career Statistics

Year	Team	TACKLES							INTERCEPTIONS				
		Tkls	Asst	Tot	Sacks	FF	FR	No	Yrds	Avg	Long	TD	
1993	NYG	28	3	31	0.0	1	0	1	0	0.0	0	0	
1994	NYG	33	8	41	3.0	1	0	1	0	0.0	0	0	
1995	NYG	36	10	46	0.5	0	1	1	58	58.0	58	1	
1996	NYG	83	31	114	3.0	1	2	2	23	11.5	23	0	
1997	NYG	101	33	134	3.5	1	1	2	57	28.5	57	1	
1998	NYG	75	26	101	5.0	3	0	2	4	2.0	4	0	
1999	NYG	97	27	124	9.0	2	0	2	35	17.5	31	0	
2000	NYG	76	25	101	5.0	1	1	1	-2	-2.0	-2	0	
2001	NYG	64	24	88	1.5	2	0	0	0	0.0	0	0	
<b>Career</b>		<b>593</b>	<b>187</b>	<b>780</b>	<b>30.5</b>	<b>11</b>	<b>7</b>	<b>12</b>	<b>175</b>	<b>14.5</b>	<b>58</b>	<b>2</b>	
<b>Playoffs</b>		<b>19</b>	<b>7</b>	<b>26</b>	<b>1.5</b>	<b>0</b>	<b>0</b>	<b>0</b>	<b>0</b>	<b>0.0</b>	<b>0</b>	<b>0</b>	

### CAREER SINGLE GAME HIGHS

**Tackles:** 18, vs. Dallas, Oct. 5, 1997

**Solos:** 12, (twice), last vs. Dallas, 10/5/97

**Sacks:** 2, (twice), last vs. Phila, 11/22/98

squad as a reserve linebacker. He suffered a severely sprained ankle in the fourth quarter vs. Washington (9-6) in the season-opener that effected him for much of the year, but he still eclipsed the 100-tackle mark for the third straight season with 101 total tackles (75 solos) to lead the team in that category. He then cracked the double-digit tackle mark for the first time with 10 tackles (6 solos) at Tampa Bay (10/4). He was forced to leave the game due to his sprained ankle in the fourth quarter vs. Green Bay (11/15), then had the second two-sack game of his career vs. Philadelphia (11/22). His other two-sack game was vs. Arizona (11/16/97). **1997:** He was named a starter on the NFC Pro Bowl squad following a season that saw him set a personal high with 134 total tackles, eclipsing the 114 tackles he had in 1996. The 134 total tackles was one more than linebacker Lawrence Taylor's old team record of 133 set during his rookie season in 1981. Armstead set a single-game high mark with 18 total tackles (12 solos) vs. Dallas (10/5) and equaled his career-high of 12 solo tackles at St. Louis (9/21). His previous career mark was 14 total tackles (nine solos) vs. Buffalo (9/1/96). Against the Cowboys, Armstead broke free from a block to chase down tight end Eric Bjornson at the Giants 17-yard line, holding him out of the end zone and preserving the Giants 20-17 victory. He was awarded a Game Ball by the coaching staff for his efforts against Dallas. He set a career-high with his first two-sack performance vs. Arizona (11/16) and was named NFC Defensive Player of the Week for his performance at Philadelphia (12/7), when he had a team-leading 10 tackles (eight solos), one sack, two interceptions and three passes defended. He

ended the Eagles first drive of the game with an interception that he returned 57 yards for a touchdown, the second such score in his career. He recorded his second interception in the third quarter when he picked off a QB Bobby Hoyer pass at the Eagles 38-yard line. It marked the first two-interception game of his career. **1996:** Armstead led the team with 114 tackles (83 solos). He tied for first on the team with two fumble recoveries, tied for fourth on the team with 3.0 sacks and tied for fourth on the team with eight passes defended and also intercepted two passes. He made his first start as a regular in the lineup when he started at the weakside linebacker position in the season-opener vs. Buffalo (9/1). His two previous starts were in 1995 in special schemes to stop the West Coast offense at San Francisco (10/1) and vs. Philadelphia (10/15). Armstead established a career-high in tackles with 14 (nine solos) against the Bills. He played in 105 plays in the game (96 on defense, 9 on special teams). Armstead ended a Panthers drive at the Giants 22-yard line at Carolina (11/10) when he intercepted a screen pass by Kerry Collins to preserve the Giants 14-10 halftime lead. He led the team with 11 total tackles (six solos) vs. Dallas (11/24). The Armstead-led Giants defense limited the Cowboys to 33 yards rushing, holding Emmitt Smith to 18 yards on 11 carries for a 1.6 average. **1995:** Armstead played in all 16 games with two starts, and continued to excel as the team's middle linebacker in nickel and dime situations and on special teams. He finished with 46 tackles, one-half sack, a fumble recovery, one interception, two passes defended and 6 special teams tackles. The Giants took advantage of

Armstead's speed and coverage ability and started him in place of Mike Croel at San Francisco (10/1) to help contain the 49ers passing attack. It marked his first NFL start. His coverage helped limit QB Steve Young to just 202 yards passing on 26 completions. He scored the game-winning points in overtime vs. Arizona (10/8) as he returned an interception 58 yards to give the Giants a 27-21 victory, earning him a game ball for his game-winning play. **1994:** Armstead played in all 16 games on special teams and in nickel and dime defensive packages. He finished third on the team with nine special teams tackles. His defensive playing time increased over the last four weeks of the season as he finished with 41 total tackles, and 3.0 sacks on the year, including one that forced a safety in season-finale vs. Dallas (12/4). He recorded his first career sack when he dropped Neil O'Donnell for a 7-yard loss vs. Pittsburgh (10/23). He finished fifth on the team with nine passes defended. He also recorded an interception vs. Arizona (11/13). He earned Special Teams MVP at Houston (11/21) when he had two solo tackles. **1993:** Armstead appeared in all 16 games and led the team in special teams tackles with 13. He was named team's Special Teams MVP three times - vs. Rams (9/19), vs. Washington (11/14)

and vs. Indianapolis (12/12). He was named the the Giants' overall MVP for his effort at New Orleans (12/20) that included his first career interception off Saints QB Mike Buck.

**College/Personal:** As a senior at Miami, Armstead started at weakside linebacker and recorded 81 tackles with 5.0 sacks and seven tackles for 22 yards in losses, added eight quarterback pressures and deflected eight passes. He finished third on the team as a junior with 99 tackles, 3.0 sacks and nine tackles for -44 yards. His sophomore season was cut short after four games by a knee injury. He played in every game as a freshman. As a senior at Carter HS in Dallas, he was Super Prep Player of the Year and a member of *USA Today's* Top 25 team. He led Carter to state Class 5A championship with 302 tackles, nine sacks and five interceptions. A criminal justice major at Miami as an undergraduate, he attended graduate school during his final season of eligibility in 1992. He received his undergraduate degree in three years. He formed Jessie's Giant Hoop Team, a charity basketball team that plays in the tri-state area during the offseason to help raise funds for various charities. He is married to Channon and has two daughters, Jessica and Jaya.

# LAVAR ARRINGTON

# 56

LB  
Height: 6-3  
Weight: 247  
Birthdate: 6-20-78  
Penn State  
3rd NFL Season




## Career Highlights:

- Named as starter to his first NFC Pro Bowl team at the end of the 2001 season.
- Finished first on the Redskins in total tackles (100) and solos (83) in 2001.
- Returned his first career interception 67 yards for a touchdown vs. Carolina (10/21/01).
- Tied for second on the team with three interceptions in 2001.
- Registered career-high 12 tackles (career-high 10 solo) in Week 4 at the NYG (10/7/01).
- Tallied a single-game career-high 2.0 sacks at St. Louis (11/20/00).
- Earned game balls vs. Carolina (10/21/01) and at Arizona (12/9/01).
- Won 2001 Quarterback Club Redskins Player of the Year Award.
- Received the 2002 Pigskin Club Oxley Award, given to the top professional player of the year.

**How Acquired:** Drafted by Washington in 1st Round of 2000 (2nd overall).

**2001 Season:** Arrington, emerging as a physical and emotional team leader, started in all 14 games he played, missing only two. He led the team in tackles (100), seven for loss and nine



passes defended. He had two fumble recoveries and returned three interceptions for 120 yards and one touchdown. He started Week 1 at outside linebacker and recorded ten tackles in San Diego (9/9). The next week at Green Bay (9/24), he made three tackles before leaving the game early with a right knee sprain. He returned after an injury the previous week in Week 4 at NYG and recorded a career-high 12 tackles, ten solo and one pass deflection (10/7). He finished Week 5 at Dallas with nine tackles and one pass deflection (10/15). He repeatedly has been credited with single-handedly turning the Redskins' season around when he returned an interception 67 yards for touchdown to rally the team to a 17-14 OT victory over Carolina (10/21). He made eight tackles the next week vs. NYG (10/28) and in Week 8 against Seattle (11/4) he recorded three tackles and a fumble recovery, before leaving the game early with a high ankle sprain. He returned from the ankle injury in Week 10 at Denver (11/18) and made six tackles. Arrington led the team in tackles with nine at Philadelphia (11/25) and recorded eight tackles in Week 12 vs. Dallas (12/2). He had an outstanding game at Arizona the next week (12/9) when he made a fourth-down stop on the goal line preventing a touchdown. He also recorded a team-high 10 tackles, one pass deflection and one interception for 43 yards, setting up a 22-yard field goal in Washington's 20-10 victory over Arizona. In Week 14 vs. Philadelphia (12/16) he put forth another stellar performance, tallying eight tackles, one interception for ten yards, a half sack and two pass deflections. The next week vs. Chicago (12/23) Arrington made seven tackles and one pass deflection before leaving the game with a right knee sprain that left him inactive the following week at New Orleans (12/30). He started in the season finale vs. Arizona (1/6) but left the game in the second quarter when he aggravated the knee injury.

**Pro Career - 2000:** After not starting the first three games, Arrington made his first NFL start Week 4 at NY Giants (9/24). He started eleven of the remaining 13 at strongside LB, and finished fifth on the team in total tackles (73) and solos (53), and third in sacks (4.0 for -7 yards). He also defended five passes. He made his first career sack and posted ten tackles in Week 5 vs. TB (10/1). The next week at the Eagles (10/8), he recorded four tackles and took a lateral from James Thrash on the opening kickoff of the second half and ran 23 yards. Arrington tallied a team- and career-high eleven tackles in Week 9 vs. Tennessee (10/30), including a sack of QB Steve McNair for 3 yards. Arrington did not start in Week 11 at St. Louis (11/20), when the defense opened in a "dime" formation, but he contributed later, making a career-high 2.0 sacks. The next week vs. the Eagles (11/26), he suffered a concussion while tackling Brian Mitchell on the opening kickoff and didn't return to the game. He made nine tackles (eight solo) the next week vs. the NYG (12/3) and in Week 14 (12/10), he knocked out Cowboys QB Troy Aikman, who suffered a concussion. Arrington also played special teams all year on the kickoff, kickoff return, punt return and FG blocking units, making a total of seven tackles.

**College/Personal:** Arrington established himself as one of the most dominating defensive players in college football history. In his last season at Penn State in 1999, he earned the Chuck Bednarik Award as the nation's top defensive player, and the Dick Butkus Award as college football's premier LB. He was also a finalist for the Lombardi Trophy as college football's top lineman and the Bronko Nagurski Award as the nation's best player. An All-Big Ten first-team selection, he played strongside LB and posted career-highs in tackles (72), tackles-for-loss (20 for -98 yards), sacks (9.0), blocked kicks (two) and fumble recoveries (two). He was key to the Nittany Lions 10-3 season and their 24-0 rout of Texas A&M in the Alamo Bowl, when he ended his college career making 14 tackles, including an 8-yard sack, and forcing three INTs. Arrington finished sixth in school history in tackles-for-loss and seventh in sacks. In 1998, he was a first-team All-American selection by *The Sporting News*, Big Ten Defensive Player of the Year, a semifinalist for the Dick Butkus Award and the *Football News* National Defensive Player of the Year Award. He started the last 10 games at strongside LB, making 65 tackles (49 solo) with 7.0 sacks for -27 yards and 17 stops for -52 yards. He caused two fumbles, recovered another and tied for the team lead in pass deflections (11). He also intercepted two passes, returning one 16 yards for a TD. Arrington saw significant action in every game as a true freshman playing strongside LB. He tallied 26 tackles (20 solo), two

sacks for minus nine yards, one forced fumble and a pass deflection. At North Hills High School in Pittsburgh, Arrington was one of the greatest prep football players ever to emerge from the western Pennsylvania gridiron. He was the 1996 *Parade* National Player of the Year as a senior LB and RB. He was also selected Bobby Dodd National Offensive Player of the Year, Gatorade Player of the Year and *USA Today* Pennsylvania Player of the Year. He was the second player in Pennsylvania Class 4-A history to rush for more than 4,000 career yards, with 4,357 on 711 carries (6.1 avg.) and 72 TDs. Arrington attended the Penn State College of Education. His older

brother, Michael, played basketball at Slippery Rock. His father, Michael, is an ordained minister and military veteran who fought in Vietnam, where he severely damaged both legs. Arrington feels a powerful emotional tie to his father and, each time he takes to the field, he runs "for my father." Last season, he Arrington got involved in the Washington Redskins Leadership Council's Fields for Tomorrow program, donating significant funds for the football field renovation of Frederick Douglas H.S. in Maryland, where his brother just graduated. Arrington has a son, Keeno Lamoni Arrington, and lives in Fairfax, VA.

## Arrington Career Statistics

### TACKLES

Year	T	A	Tot	Sacks	FF	FR
2000	53	20	73	4	0	0
2001	83	17	100	0.5	0	2
<b>Career</b>	<b>136</b>	<b>37</b>	<b>173</b>	<b>4.5</b>	<b>0</b>	<b>2</b>

### INTERCEPTIONS

No	Yds	Avg	Long	TD
0	0	0.0	0	0
3	120	40.0	67t	1
3	120	40.0	67t	1

### CAREER SINGLE GAME HIGHS

Tackles: 12 vs. Car. (10/07/01)

Solo: 10 vs. Car. (10/07/01)

Sacks: 2 at STL (11/20/00)

Touchdowns: 1 vs. Car. (10/07/01)

CHAMP  
BAILEY

24

CB  
Height: 6-0  
Weight: 192  
Birthdate: 6-22-78  
Georgia  
4th NFL Season



### Career Highlights:

- Named a first alternate at CB on NFC 2002 Pro Bowl team; started in 2001; alternate in 2000.
- Has started all 48 regular-season games, plus two playoff contests, in three-year career.
- Collected single-game high 10 tackles vs. Miami (1/2/00).
- Posted career-high eight solo stops vs. Carolina (9/3/00).
- Caught first career pass at Dallas (12/10/00) and made first career rush vs. Arizona (12/24/00), a 7-yard TD.
- Intercepted three passes at Arizona (10/17/99), becoming the youngest player in NFL history and 15th Redskins player to perform such a feat. He returned one INT 59 yards for a TD.
- Returned first career punt 54 yards vs. Dallas (9/18/00).
- Named NFC Defensive Player of the Week after Week 5 in 1999 and NFL Rookie Defensive Player of the Month for October 1999.
- Won 2000 Quarterback Club Redskins Player of the Year Award; nominated for 2001 award.

**How Acquired:** Selected in 1st round of 1999 draft (7th overall).

**2001 Season:** Bailey started all 16 games this season at cornerback and was named a first alternate on the NFC Pro Bowl squad. He earned an invite to the Pro Bowl after Eagles CB Troy Vincent withdrew due to injury. He finished fifth on the team in tackles (51) and tied for second in interceptions (3). He is also credited with a team-high 18 pass deflections, one forced fumble and a fumble recovery. He opened the season with four tackles, one interception and one fumble recovery at San Diego (9/9). He made three tackles and one pass deflection at Green Bay (9/24), and recorded four tackles and two pass deflections the next week vs. Kansas City (9/30). In Week 4 at NY Giants (10/7), he made four tackles and recorded his first career forced fumble. He held receiver Joey Galloway to only four receptions the next week (10/15) in Dallas. Bailey recorded five tackles vs. Car (10/21) and the next week at NYG he made one tackle and three pass deflections. In Week 8 vs. Seattle, he picked off a Matt Hasselback pass on Seattle's 12-yard line. The interception set up Brett Conway's 43-yard field goal and gave the Redskins the early lead in their 27-14 victory over the Seahawks. Bailey held NFL then-leading receiver Rod Smith to only three catches for 25 yards at Denver (11/18). The next week at Philadelphia he made five tackles, three pass deflections and held the Eagles' leading receiver, James Thrash, to four catches for 32 yards. Bailey matched up against Thrash again in Week 14 (12/16) and held him to only two receptions for 15 yards. He had six tackles and a pass deflection the next week vs. Chicago, and recorded four tackles, an interception and three pass deflections at New Orleans (12/30). The Redskins kicked a field goal off the interception and took a lead the Saints could not overcome. In the season finale vs. Arizona (1/6) he held NFL then-leading receiver David Boston to his fewest receptions (2) all season.

**Pro Career - 2000:** Bailey was voted a starting CB on the NFC Pro Bowl team after becoming one of the league's most feared defensive backs. He helped anchor the NFL's second-rated pass defense. He tallied team-highs in INTs (five) and passes defended (14). He was seventh on the Redskins in tackles with 66 (52 solo), made five solo stops on special teams and recovered one fumble. Bailey was also a weapon on offense, catching three passes for 78 yards (26.0 avg.), including a long of 42, and rushing for one TD. He was named The Quarterback Club Redskins Player of the Year, beating out RB Stephen Davis and DEs Bruce Smith and Marco Coleman. In Week 1 vs. Carolina, he posted a career-high eight solo tackles. The next week at Detroit, he intercepted two passes, one of them a one-



handed grab at the Redskins 6-yard line on a ball that went through the receiver's hands. Bailey had another huge game in Week 3 vs. Dallas, recovering his first career fumble and returning his first career punt 54 yards, after taking a handoff on a reverse from Deion Sanders. The return set up a 33-yard TD drive capped by Stephen Davis' 7-yard run. He also saw his first action at WR in that game. He started at CB and WR in Week 7 vs. Baltimore. In Week 10 at Arizona, he used his exceptional speed to save a TD on a kickoff return, outrunning and tackling MarTay Jenkins. Bailey made a key INT at St. Louis in Week 11, catching a Trent Green pass 9 yards deep in the end zone and returned it 48 yards with 5:38 left, ruining a Rams attempt to trim an 11-point deficit in the Redskins 33-20 win. The next week vs. Philadelphia, he recorded a pass defended for the sixth straight game and made five tackles (four solo). He caught his first career pass, a 24-yarder, in Week 14 at Dallas. He was Mr. Versatility in the season-finale vs. Arizona, catching two Brad Johnson passes for 54 yards, including a 12-yarder on 3rd-and-seven and a 42-yarder on 3rd-and-five. He also rushed once for a 7-yard TD. Plus, he intercepted a pass, made five solo tackles and posted a season-high four passes defended. Overall, he participated in 70 plays (eight offense, 53 defense, nine ST).

**1999:** As a rookie, Bailey showed he has the tools to be a star CB in the NFL. One of the most versatile and athletic players to enter the league in 1999, he started all 16 regular-season games at CB, finishing second on the Redskins in INTs (five), first in passes defended (17) and fifth in tackles (83), including 55 solo stops. He was named a third alternate to the NFC Pro Bowl team. He also saw consistent action on special teams, collecting 54 blocks and 14 tackles (10 solo). In the Redskins first pre-season game vs. New England, he started and intercepted a Drew Bledsoe pass, returning it 46 yards for a TD. In the season-opener vs. Dallas, he picked off a Troy Aikman pass and made seven tackles. He finished second on the team in tackles in Week 2

vs. the Giants (eight total, seven solo) and limited star WR Keyshawn Johnson to only three catches in the Redskins 27-20 win over NYJ in Week 3. Bailey made eight tackles (six solo) in Week 4 vs. Carolina, tying Derek M. Smith for second on the team. His biggest game came in the Redskins 24-10 win over Arizona in Week 5. While the Redskins defense held the Cardinals to 274 yards, Bailey intercepted three passes, becoming the youngest player in NFL history and 15th Redskin to perform such a feat. He returned one INT 59 yards for a second-quarter TD. He was named NFC Defensive Player of the Week. The next week vs. Chicago, Bailey was third on the team with eight tackles (seven solo) and had a pass defended and a forced fumble. He tallied five blocks on punt returns. The NFL again honored Bailey, naming him Rookie Defensive Player of the Month for October. In Week 9 at Philadelphia, he made his first sack and had one pass defended, two solo tackles, three blocks on punt returns and one tackle on kickoff coverage. He picked off his fifth pass vs. Arizona in Week 13 and collected a team-high two solo tackles on kickoff coverage. In the regular-season finale vs. Miami, he had a season-high 10 tackles (seven solo), two passes defended and two blocks on punt returns. He started both playoff games and made six tackles.

**College/Personal:** Bailey was regarded as one of college football's greatest multiple threats (offense, defense, special teams) in his three seasons at Georgia. The following numbers from his 1998 junior year tell why: 52 tackles (four for losses), three INTs, seven passes defended, 47 catches for 744 yards (15.8 avg.) five TDs, 84 yards rushing on 16 carries, 12 kickoff returns for 261 yards and four punt returns for 49 yards. He averaged 103.5 all-purpose yards per game and logged 957 plays (547 defense, 301 offense, 109 ST). Against Virginia in the Peach Bowl, he caught three passes for 73 yards, including a 14-yard TD, rushed three times for 9 yards, returned five kickoffs for 104 yards, returned a punt 12 yards and made two tackles and one pass defended at CB. He was a unanimous All-American and All-SEC First-Team selection and claimed the Bronko Nagurski Award as America's top defensive player. In college, he played in 33

games with 24 starts, posting 147 total tackles, two fumble recoveries, one forced fumble, eight INTs and 27 passes defended. He was an All-SEC First-Team selection as a sophomore, starting every game at left CB and one game at WR. Bailey set a school indoor long jump record in 1998 of 25-10 3/4 feet to finish third at the SEC Indoor Track and Field Championships. He attended Charlton County High School in Folkston, GA. He was a Class A all-state selection, earning *All-USA Today* honorable mention and was also a second-team all-south selection. He was voted MVP in each of his final three seasons. Bailey rushed for 1,858 yards and 28 TDs, threw for 277 yards, averaged 33.3 yards on punts and made 37 tackles and two INTs as a senior. In high school, he rushed for 3,573 yards with 58 TDs, threw for 1,211 yards with 10 scores and gained 5,855 yards with 394 points. He also made 80 tackles, eight INTs and four fumble recoveries. Bailey was an all-state honorable mention selection in basketball and the state high jump champion as a junior. He is involved in the Redskins All-Stars program, encouraging kids to get involved in community service and volunteerism. He also participates in the annual Redskins Season Kickoff Cruise to support the Darrell Green Youth Life Foundation and sponsors a child at the foundation's "Christmas with the Redskins" party each year. Bailey and his wife, Hanady, live in Sterling, VA, with their son, Keevan.

## Bailey Career Statistics

Year	G/GS	Tkls	Solo	Int	Yds	FF	FR
1999	16/16	83	64	5	55	0	0
2000	16/16	66	52	5	48	0	1
2001	16/16	51	49	3	17	1	1
Career	48/48	200	165	13	120	1	2

### CAREER SINGLE GAME HIGHS

**Tackles:** 10 vs. Mia (1/2/00)

**Solo:** 8 vs. Car (9/30/00)

**Interceptions:** 3 at Ariz (10/17/99)

**Long:** 59 vs. Ariz (10/17/99)

**Touchdowns:** 1 vs. Ariz (10/17/99)

## SEPTEMBER 16, 1937

The Washington Redskins played their first game in the Nation's Capital on this day in 1937. 19,941 fans came out to see the Skins take on the New York Giants at flood-lighted Griffith Stadium. QB Riley Smith scored all of the Redskins' points with two field goals and a 60-yard touchdown romp with an intercepted pass, booting the extra point. The Redskins earned a 13-3 victory over Eastern Conference rival New York.

# BRYAN BARKER

# 4

P

Height: 6-1  
 Weight: 203  
 Birthdate: 6-28-64  
 Santa Clara  
 13th NFL Season



## Career Highlights:

- Kicked a career-high 90 punts in 2001.
- Fourth most experienced player on the Redskins roster with 12 years.
- Led the NFL with 41% of his punts placed inside the 20-yd line in 1999.
- Tied the NFL single-game record with eight punts inside-the-20s vs. Baltimore in 1999.
- Boomed an 83-yarder against the New York Jets in 1999, the longest in the NFL since the 92-yarder by Shawn McCarthy of the New York Jets in 1992.
- Named All-Pro and voted to the Pro Bowl in 1997.
- Named AFC Special Teams Player of the Week three times in 1997, five times during career.
- While with Jacksonville, he became the first player in the franchise to lead the league in a statistical category, finishing the 1995 season with a 38.64 net punt average.

**NFL Acquisition:** Signed as an undrafted free agent by the Denver Broncos in May 1988.

**How Acquired:** Signed by the Redskins as a free agent April 12, 2001.

**2001 Season:** Barker played in all 16 games for Washington. For the second time in as many years, he ranked 10th in his conference with a 41.6 gross punting average. He punted a career-high 90 times, 27 of which were inside-the-20. He had at least one punt inside-the-20 in 15 games this season. He kicked a season-high eight punts at GB (9/24). Barker ended a scoring threat on special teams vs. Car (10/21) when he stopped punt returner Steve Smith, who broke free from defenders. He had his best game of the season at Den (11/18), when he again punted eight times (five inside-the-20) for 335 yards, all of which matched or beat his season highs. In Week 13 at Arizona (12/9), he punted a season-long 59 yards. He finished the season with 3,747 punting yards, the second most in his career.

**Pro Career - 2000:** Barker played all 16 games for Jacksonville and finished tenth in the AFC with a 42.0 gross punting average and placed 11th with a 34.4 net punt average. He placed 29 punts inside-the-20 among his 76 attempts, fifth most in the conference and second most in his career. He tied his career-low with five touchbacks and had a season-long punt of 65 yards against Pittsburgh (10/1). He amassed a total of 3,194 yards on 76 punts. **1999:** Barker was named AFC Special Teams Player of the Week three times during the season (giving him five for his career). He is ranked eighth in the NFL and fifth in the AFC in net punting with a 36.9-yard average, and tied for 15th in the NFL and ninth in the AFC in gross punting with a 41.8 average. Barker is tied for fourth in the NFL with a team-record and personal-best 32 kicks downed inside the 20 (just three shy of the NFL record that was broken in 1999). He often punted from midfield and even inside the 40, as teams prided itself on field position (41 percent of his kicks were inside the 20, the highest of any NFL punter). Barker made the first run of his career for six yards on Sept. 26 vs. Tennessee but was forced out of bounds at the 2-yard line, on a fake field goal with 15 seconds left in the first half. He had an exceptional game at PIT (10/3) with six punts (of eight) downed inside the 15-yard line. He was named AFC Special Teams Player of the Week and received the special teams game ball. In the Monday night game at NYJ (10/11), he punted seven times for a 45.9-yard gross average and 37.4 net, including a career-best 83-yarder (longest in the NFL since 1992) from the endzone to earn AFC Special Teams Player of the Week honors for the second straight game (first player since Minnesota's Mitch Berger in 1998 to do so). He broke his own team mark with an NFL record-tying eight punts inside-the-20 on a team-record-tying nine punts vs. Baltimore (11/14). Barker earned AFC Special Teams Player of the Week honors (became first AFC player to be named three times in one season since Kansas City KR Tamarick Vanover in 1995 and '97) and received a special teams game ball. **1998:** Barker ranked



third in the NFL in net punting average (38.5) and sixth in gross punting average (45.0); figures that ranked second and fourth in the AFC, respectively. He punted 85 times for 3,824 yards, both career highs, and had 11 touchbacks, the second most of his career in one season. He had seven punts of 60 or more yards, including twice in two different games, and 25 of 50-yards plus. He punted a season-long of 65 yards (at Buffalo 10/18) to tie the then second longest of his career and marked his longest as a Jaguar. He averaged 52.4 yards on five punts in that game for second-best single-game average in team history. He had a 64-yarder on 11/22 at Pittsburgh for a then-second longest as a Jaguar. Barker had four punts inside-the-20 in two different games (vs. Miami 10/12 and at Minnesota 12/20), one shy of the then-team record. He earned AFC Special Teams Player of the Week honors for his performance vs. Pittsburgh (12/28), in which he punted seven times for a 42.4-yard gross average, 41.9 net with no touchbacks and three inside-the-20s. In two postseason games, he punted nine times for 42.2-yard average (36.6 net), with one touchback and two inside-the-20. His 60-yarder vs. New England (1/3) set a team playoff record (topping a 59-yarder at Buffalo, 12/28/96) and was a personal postseason best. **1997:** Barker led the NFL in both gross and net punting most of the season before finishing third in net punting and seventh in gross punting and was named to the All-Pro teams by Associated Press, Pro Football Writers of America/Pro Football Weekly and Football Digest. He also had 27 kicks inside the 20 to rank third in the AFC, and kicked 66 times for 2,964 yards with only eight touchbacks. He had three punts of 60 yards or longer and 24 punts of 50-yards plus. The NFL Players Association named him AFC Punter of the Year. He completed the first pass attempt of his NFL career 9/22 vs. Pittsburgh for 22 yards to Dana Hall to convert a fake punt on a 4th-and-15 play to extend a 17-play drive. Barker set a team single-game record with a 53.8-yard

gross average on five punts 10/19 at Dallas, when he had four punts of 50-plus. He joined placekicker Mike Hollis as just the fourth kicking tandem ever to be voted to the AFC-NFC Pro Bowl. He punted four times for a 29.5-yard average (26.0 net) in the Wild-Card playoff at Denver on 12/27/97. **1996:** Barker ranked ninth in the AFC in gross punting with a 43.7-yard average and 10th in net punting with a 35.6 average and had 25 punts of 50-plus yards with 16 inside the 20 and eight touchbacks. He was named AFC Special Teams Player of the Week for the first time in his career for his 11/24 performance vs. Baltimore (50.8 average on four kicks, including two inside the 20). He had a stellar game against Carolina (9/29) with 51.7-yard gross average and 42.3-yard net on six kicks, five of which were 50-plus yards, one inside the 20 and no touchbacks. Barker booted a season-long 62-yarder 10/6 at New Orleans and made a TD-saving tackle of Baltimore's Jermaine Lewis on 11/10, suffering broken ribs but remained in the game. He had a 46.8-yard gross punting average the remainder of the regular season and punted 13 times for 42.6-yard average (37.0 net) in three playoff games. **1995:** Barker had an NFL-best 38.6 net average, topping the 38.6 net of Cincinnati's Lee Johnson. He was tied for third in AFC and fourth in the NFL in gross average at 43.8 yards, posting 19 punts inside the 20 with just five touchbacks. **1994:** He signed with Minnesota as a free agent May 18 and released on 8/30 when punter Mike Saxon was signed. He then signed with Philadelphia (10/11), and saw action in the last eleven games for the Eagles and led the NFC with a 36.3-yard net average while the team posted an NFL-best 4.2-yard punt return average allowed. **1993:** While in Kansas City, Barker kicked 76 times for a 42.6-yard average and 35.4 net. He had 19 punts land inside the 20, with eight touchbacks. He punted six times for 40.8-yard average vs. Buffalo in AFC Championship game 1/23. **1992:** Barker ranked fourth in the AFC and eighth in the NFL with a 43.3-yard gross average, best by a Chiefs punter since Jim Arnold's 44.9 in 1984. **1991:** He punted 57 times for a 40.4-yard gross average while having only 27 punts returned, the third-fewest in the AFC and fourth-fewest in the league. **1990:** Signed by the Kansas City Chiefs on 5/1 and competed with Kelly Goodburn in training camp. He was waived following the third preseason game. Barker was then re-signed as a free agent with Kansas City four weeks into the season (9/26) and punted in the last 13 games, averaging 38.7 on 64 kicks. Named to All-Rookie teams by UPI, The National and Football News. **1989:** Signed by Seattle Seahawks and was released on 8/30 in the final cut. **1988:** Signed as a rookie free agent by the Denver Broncos in May and was released on 7/19.

**College/Personal:** In college, Barker handled Santa Clara's punting duties for four seasons and set a school record with 248 punts, averaging 37.8 yards. He had a school-record 81-yard punt in 1984 and graduated in 1986 with a degree in economics. He attended Miramonte High in Orinda, CA, playing punter and free safety. While with Jacksonville, he was one of the most active players in the community. In 1996, he founded the Let Us Play Foundation with his wife, Leah, an organization that annually sponsors the Let Us Play Sports Camp for Girls in Jacksonville. The Barkers have been awarded a number of grants from NFL Charities for the camps, which are designed to motivate inner-city girls to recognize the lifelong benefits connected with sports and education. Barker has spearheaded efforts to organize and run Let Us Play camps in other NFL cities, that now include Dallas, Denver, Charlotte,

Pittsburgh and Oakland. He created a new Let Us Play program in 1999, the Junior 2K, a running event for kids to raise funds to establish a permanent four-year scholarship endowment at the University of North Florida. He initiated day-care seminars on behalf of the Jacksonville Children's Commission in 1997 and spoke at informational meetings with other Jaguars players. He was named the Jaguars' True Value/NFL Man of the Year in 1996. Barker was the first-ever recipient of the Boy Scouts of America North Florida Council's Outstanding Community Leader Award. In 2000, he was honored with the Catholic Charities Good Samaritan Award, as well as the Robert W. Baird/Jaguars Community Award. He and his wife, Leah, have three children: sons Colin and Trevor, and daughter, Kilty.

### Barker Career Statistics

Year	Team	Gms	Punts	Yds	Gross	Net	Long	In-20	Blk
1990	KC	13	64	2,479	38.7	33.4	56	16	0
1991	KC	16	57	2,303	40.4	35.0	57	11	0
1992	KC	15	75	3,245	43.3	35.3	65	16	1
1993	KC	16	76	3,240	42.6	35.4	59	19	1
1994	Phi	11	66	2,696	40.8	36.3	67	20	0
1995	Jax	16	82	3,591	43.8	38.6	63	19	0
1996	Jax	16	69	3,016	43.7	35.6	62	16	0
1997	Jax	16	66	2,964	44.9	38.8	64	27	0
1998	Jax	16	85	3,824	45.0	38.5	65	28	0
1999	Jax	16	78	3,260	41.8	36.9	83	32	0
2000	Jax	16	76	3,194	42.0	34.4	65	29	0
2001	Jax	16	90	3,747	41.6	34.8	59	27	0
<b>Career</b>		<b>183</b>	<b>884</b>	<b>37,559</b>	<b>42.5</b>	<b>38.2</b>	<b>83</b>	<b>260</b>	<b>2</b>

### CAREER SINGLE GAME HIGHS

Most Punts: 10 at Pitt (12/11/94)  
 Longest Punt: 83 at NYJ (10/11/99)  
 Most Punts In-20: 8 vs. Bal (11/14/99)

### A Special Year for Special Teams in 2001

A challenging part of the game for the Redskins in past years, the 2001 Redskins special teams unit excelled and was a key component for success last season.

At the close of the regular season, the lone category in which the Redskins led the NFL was in yards allowed by kickoff coverage. The Redskins kickoff coverage unit, led by special teams coach Mike Stock, allowed only 945 yards on 54 kickoffs. The Redskins finished the season ranked second in the League in kickoff return average (or average starting field position after kicking off).

Placekicker Brett Conway kicked a 55-yard field goal in the second quarter against the Giants (10/7) that not only marked his career-long, but also was the longest field goal in the NFL in 2001 (tie with two others). Conway also set career-highs with four field goals made in one contest and totaling 16 points on the day vs. NO (12/30).

Punter Bryan Barker's 3,747 punting yards for 2001 rank as his second highest season output in his 12 year NFL career. He also finished third in the NFC with most punts (27), inside-the-20.

# DAVID BRANDT

# 67

C

Height: 6-4  
Weight: 313  
Birthdate: 9-25-77  
Michigan  
2nd NFL Season



### Career Highlights:

- Made first career start at San Diego (9/9/01).

### How Acquired:

Signed as an undrafted free agent on April 25, 2001.

**Pro Career - 2001:** Brandt signed with the Redskins on April 25, 2001. He worked hard in training camp to make the final roster. He played in 13 of 16 games. Brandt made his first career start at right guard at San Diego (9/9). In that game, the Washington offensive line held the Chargers defense to only one sack for two yards. He was inactive for Weeks 2 and 3 at Green Bay and vs. Kansas City, respectively. He played the

rest of the season in a reserve role, coming in on field goal and extra point situations.

**College/Personal:** Brandt started three of the four years with Michigan. He played in 46 career games and started in 36. He was recognized as an All-Big Ten Conference Honorable Mention by coaches and media in 2000. He was a co-recipient of the Robert P. Ufer Bequest Award, honoring top senior football players who demonstrates enthusiasm and love for Michigan. He is a native of Jenison, MI, and attended Jenison High School. Brandt majored in elementary education at Michigan. He and his wife, Jennifer, live in Ashburn, VA.

# BRETT CONWAY

# 5

K

Height: 6-2  
Weight: 208  
Birthdate: 3-8-75  
Penn State  
6th NFL Season



### Career Highlights:

- Made career-long 55-yard FG at NYG (10/7/01).
- Made single-game high four FGs at New Orleans (12/30/01).
- Scored single-game high 16 points (four FGs and four PATs) at New Orleans (12/30/01).
- Made 26 FGs and 22 PATs to lead the Redskins in 2001 with most points scored (100).
- Made a single-season high 26 of 33 FGs in 2001.
- Fifth in Redskins history with 51 career field goals as a Redskin.
- Made 22 of 32 FGs and 49 of 50 PATs to lead the Skins in 1999 with 115 points, which ranked second in the NFC and eighth in the NFL.
- Made 10 FGs over 40 yards and three of 50 or longer in 1999.

- Kicked two game-winning FGs in 1999: a 31-yarder with :10 left in a 38-36 win over Carolina (10/3/99) and a 27-yarder in OT win over Eagles (11/14/99).

**NFL Acquisition:** Drafted by GB in third round of 1997 NFL Draft (90th overall).

**How Acquired:** Signed as a free agent on March 15, 2001.

**2001 Season:** Washington re-signed Conway after being released during the 2000 season. He had arguably the best season of his career, leading the Redskins and ranking ninth in the NFC in scoring with 100 points. In 2001, he played in all 16 games, something he accomplished only one other time in his 6-year NFL career. He converted on 26 of 33 field goal attempts and went 22 for 22 on point-after-touchdown attempts. He converted ten field goals over 40 yards. He gave the Redskins their only score against the Chargers in Week 1 with a 40-yarder. He made three field goals at NYG (10/7), including a 55-yarder that eclipsed his previous career long of 51 yards. In Week 6 vs. Carolina, he was immediately given the opportunity to redeem himself when an apparent 52-yard touchdown pass in overtime was overturned and ruled down at the 5-yard line. Conway was called on again to win the game, this time the 23-yard field goal connected and gave the Redskins the win, 17-14. He finished the last three games 8 for 8 on field goal attempts.

**Pro Career - 2000:** Conway was perfect in his play last season, converting all six FG attempts and all eight PATs for 26 points. He made a 21-yard FG with 5:38 to play that proved to be the difference in the Redskins season-opening, 20-17 win over Carolina. He also kicked a 24-yard FG and two PATs in that game. In Week 2, he kicked a 26-yard FG and a PAT at the Lions. Pain from a quadriceps injury he suffered in the pre-season continued to linger, and he was placed on inactive status for Week 3 vs. Dallas. He was waived the next week. He signed with Oakland on 11/12 and kicked a 19-yard FG and three PATs in Week 12 at New Orleans. He was inactive for Week 13 vs. Atlanta and was released. Conway signed with NYJ on 12/18 and played in the season-finale vs. Baltimore, making 19- and 40-yard FGs and both PAT attempts. **1999:** Conway converted ten FGs past 40 yards, including a 48-yarder in the Divisional Playoff vs. Tampa Bay, and three of 50 yards or more. He was among the league's top kickers, converting 22 of 32 FGs and 49 of 50 PATs to finish with a team-high 115 points, the NFC's second-best mark. He was tied for eighth in the NFL in points with SD kicker John Carney. Conway also kicked two game-winning FGs: a 31-yarder with ten seconds left in regulation in the Skins 38-36 victory over Carolina

in Week 4, and a 27-yarder in the Redskins 23-20 OT win over Philadelphia in Week 11. He opened the 1999 season blazing hot, hitting his first seven FGs and eleven of twelve. Conway received a game ball for converting three of three PATs and two of two FGs, including a 50-yarder, in Week 3 at the Jets. He tried three 50-yard FGs vs. Chicago (10/31), hitting from 50 and 51 yards; the 53-yard attempt was blocked. After a three-week period in which he connected on half of his 16 attempts, Conway hit on five of seven to close the season. In the Redskins 26-20 win over the 49ers in Week 15 that clinched the NFC East title, he ignited the Redskins comeback from a ten-point, fourth-quarter deficit by kicking a 34-yarder. Earlier in the game, he made a 47-yarder. Conway went two for two in FGs in both Redskins playoff games. **1998:** Conway, a free agent, was signed to the Redskins active roster on 11/13. He saw his first NFL action in Week 11 versus Arizona, handling all kickoff duties. He handled kick-offs for the rest of the season. Before joining the Redskins in mid-season, Conway was traded by GB to NYJ in August. **1997:** Conway's rookie season never really started. He injured his leg midway through the preseason and spent the entire year on injured reserve.

**College/Personal:** A four-year letterman at Penn State, Conway was a First-Team All-Big Ten selection as a senior and was a two-time semifinalist for the Lou Groza Award, given annually to the nation's premier placekicker. He finished his career second on the school's all-time scoring list with 276 points, connecting on 45 of 61 FGs and 141 of 142 PATs. His 45 FGs were the second-most in school history, and he set a Big Ten record by making 129 straight PATs. As a senior, Conway led the Nittany Lions with 93 points, had two game-winning FGs and made a career-long 52-yarder versus Temple. He led the team in scoring with 85 points and was a Second-Team All-Big Ten selection as a junior. In his prep career, Conway was an All-State and All-American selection in soccer and football at Parkview High School in Lilburn, GA, where he earned three letters in football and four letters in soccer. He was also a Parade All-American and Second-Team USA Today selection as a senior. He converted four FGs of more than 50 yards in his junior and senior seasons, including a 58-yarder. His soccer team won the state title and was ranked third in the nation by USA Today. Conway has always jumped at the opportunity to help with Redskins community outreach programs such as Redskins Read, and participates in charity events such as Rally Round the Redskins, benefitting Ronald McDonald House Charities, and Taste of the NFL, supporting D.C. Central Kitchen. He also hosts "Brett's Biker Bash," a motorcycle ride fundraiser benefiting the Leukemia/ Lymphoma Society. He lives in Sterling, VA.

## Conway Career Statistics

Year	Team	Gms	1-19	20-29	30-39	40-49	50+	FGs	FG%	PATS	PAT%	Pts
1997	GB	0	0	0	0	0	0	0	0	0	0	0
1998	Was	6	0	0	0	0	0	0	0	0	0	0
1999	Was	16	0-0	7-9	6-7	6-7	3-9	22-32	68.7	49-50	98.0	115
2000	Was	2	0-0	3-3	0-0	0-0	0-0	3-3	100	3-3	100	12
2000	Oak	1	1-1	0-0	0-0	0-0	0-0	1-1	100	2-2	100	6
2000	NYJ	1	1-1	0-0	0-0	1-1	0-0	2-2	100	2-2	100	8
2001	Was	16	0-0	8-8	8-11	8-12	2-2	26-33	78.0	22-22	100	100
<b>Career</b>		<b>42</b>	<b>2-2</b>	<b>18-20</b>	<b>14-18</b>	<b>15-20</b>	<b>5-11</b>	<b>54-71</b>	<b>76.0</b>	<b>79-80</b>	<b>98.7</b>	<b>241</b>

### CAREER SINGLE GAME HIGHS

Field Goal Attempts: 6 vs. NYG (11/21/99)

Field Goals Made: 4 at N.O. (12/30/01)

Points: 16 at N.O. (12/30/01)

# DELBERT COWSETTE

# 91

DT  
Height: 6-1  
Weight: 287  
Birthdate: 9-3-77  
Maryland  
2nd NFL Season



### Career Highlights:

- Played in all 16 games in 2001.
- Recorded first career tackle against the New York Giants (10/7/01).

**How Acquired:** Selected in 7th round of 2000 draft (216th overall).

**2001 Season:** Cowsette played in all 16 games in a reserve role at defensive tackle for the Redskins. He compiled 16 tackles (10 solo) during the 2001 campaign. He recorded a season high four tackles vs. Philadelphia (12/6). Cowsette added two tackles vs. Chicago (12/23).

**Pro Career - 2000:** Member of the Redskins practice squad.

**College/Personal:** Cowsette finished a distinguished career at Maryland with 280 tackles (190 solo), 13.0 sacks and 31 tackles for a loss. He earned First-Team All-ACC honors as a senior after finishing the season tied for the team lead in sacks with six (minus 39 yds), was second with eleven tackles for loss (minus 54 yards), and was fifth with 81 tackles. He recorded 96 tackles (62 solo, six for a loss) and was the squads third-

leading tackler as a junior. He also had three sacks on his way to earning the Tatum Award as Maryland's top lineman. He posted 62 tackles and two sacks as a sophomore and 40 tackles and two sacks as a freshman. He earned All-State and All-Midwest honors as a senior at Central Catholic High School in Cleveland, Ohio. He totaled 52 tackles, eight sacks, and five forced fumbles as a senior. He also lettered four years in wrestling and won a state title. Cowsette participated in numerous literacy events involving the Leadership Council's Read program, including reading to children on "Read Across America Day" in March of 2001. He also helped raise money for the Redskins Relief Fund, a fund set up by the Washington Redskins to help benefit the victim's families of the September 11th attacks, by guest-bartending at local restaurants. Participated in The Taste of the NFL, which benefits D.C. Central Kitchen, an organization that reuses leftover food to donate to area homeless shelters. In December of 2001, Cowsette helped in the holiday card writing campaign for U.S. troops stationed in Afghanistan. Cowsette married wife, Alena, during the 2002 off-season.

# DONTE CURRY

# 57

LB  
Height: 6-1  
Weight: 233  
Birthdate: 7-22-78  
Morris Brown  
2nd NFL Season



### Career Highlights:

- Played in his first NFL game at Dallas (10/15/01).
- Made his first NFL tackle on special teams vs. Carolina (10/21/01).

**NFL Acquisition:** Signed as an undrafted free agent with Green Bay Packers on April 27, 2001.

**How Acquired:** Signed with Washington from the Green Bay practice squad October 3, 2001.

**2001 Season:** Curry played in eight games as a rookie after joining the team early in the season. He saw limited action and contributed primarily on special teams and recorded four special teams tackles.

**College/Personal:** Curry was a two-year starter and letterman at Morris Brown after transferring from Middle Georgia Junior College in Cochran, GA. As a senior, he played in 10 games, leading the team with 83 tackles (19 for a loss) and tallied 11 sacks, six forced fumbles, two fumble recoveries, one interception, eight passes defended and one blocked kick. In his junior season, he led the team with 88 tackles (27 for a loss) and recorded 15 sacks, four interceptions, one pass defended, one fumble recovery and one blocked kick. He was a three-year letterman and earned All-State honors as a senior defensive end at Savannah (GS) High School. Curry majored in therapeutic recreation. He has one daughter, Je'da, and lives in College Park, GA.

# STEPHEN DAVIS

# 48

RB  
Height: 6-0  
Weight: 230  
Birthdate: 3-1-74  
Auburn  
7th NFL Season



### Career Highlights:

- NFC rushing leader for 2001 with a career- and team-high 1,432 yards, on a career-high 356 carries.
- Had six 100-yard rushing games in 2001 and 1999; now third in Redskins history for most 100-yard games (17).
- First Redskin in history to rush for 1,000+ yards three consecutive seasons.
- Third on the Redskins all-time career rushing list with 4,970 yards.
- Moved to third in Redskins history for most rushing attempts in a career with 1,176 career rushes.
- Ran for eleven TDs in 2000, second-most in the NFC, and has 38 in his career, the second-most in team history.
- Set career-highs in 2000 with 33 catches and 333 receiving yards; total of 1,631 yards was seventh-highest in NFC.
- Recorded 17 touchdowns during 1999 season.

- Represented the Redskins on the NFC Pro Bowl team in 1999 and 2000 and was named a second alternate in 2001.
- Named Quarterback Club Redskins Player of the Year in 1999, and was a finalist in 2000.
- Led NFL with 4.8 average per carry and points for a non-kicker (104) in 1999.
- Recorded career-long 76-yard run vs. Chicago (10/31/99).
- Rushed 15 times for 119 yards and two TDs in the Wild Card Playoff vs. Detroit (1/08/00) after missing most of the previous three games due to a sprained ankle.
- Posted career-high 189-yards rushing vs. Arizona (12/12/99).

**How Acquired:** Drafted by Washington in 4th round of 1996 (103rd overall).

**2001 Season:** Davis came off two consecutive Pro Bowl seasons to have arguably the best season of his career. He was named a second-alternate in the NFC Pro Bowl after starting in all 16 games in 2001. He broke his own single-season Redskins rushing record (1,405 in 2000) after finishing the season with 1,432 yards. He also caught 28 passes for 205 yards. Davis's season got off to a slow start, averaging 54.8 yards per game in the first four contests. His production picked up in Weeks 5 and 6 at Dallas (10/15) and vs. Carolina (10/21) when he rushed for 99 yards in each game. He broke the 100-yard mark vs. NYG (10/28) when he rushed 29 times for 107 yards. The next week vs. Seattle (11/4) his 142-yard rushing performance pushed him ahead of Terry Allen to third all-time on the Redskins' list with 2,402 career rushing yards. He also scored the Redskins' first rushing touchdown for the season, a one-yard scamper. In Week 10 at Denver (11/18), he ran for 97 yards, including a season-long 32-yard run in the Redskins 17-10 upset over the Broncos. The next week in Philadelphia, he ran for 79 yards before leaving the game late in the fourth quarter with a strained lower back he suffered in the first quarter. The next week he was on the cover of the December 3, 2001 issue of Sports Illustrated along with left tackle Chris Samuels after the Redskins became the first team in NFL history to win five straight after losing the first five games of the season. He became the first running back in Redskins history to rush for 1,000-plus yards in three consecutive seasons when he rushed for 110 yards in Week 13 at Arizona (12/9). He also scored his second touchdown of the season on a one-yard TD run. He rushed for 111 yards the next week vs. Philadelphia and caught three passes for a season-high 35 yards. In Week 16 at New Orleans (12/30), he rushed 21 times for 111 yards and a touchdown before leaving the game late in the third with a mild right knee

sprain. Davis gave a career performance the next week in the season finale vs. Arizona (1/6) when he rushed for 148 yards on 38 carries and one touchdown. The yardage gave him a season total of 1,432 yards, a career single-season best for him, as well as a Redskin team record. His 38 carries gave him a season total of 356, also a career single-season best, and moves him to third on the Redskins all-time list with 1,176 career rushes. The 148-yard game was the second time he ended a season with six 100-yard rushing efforts and now has him third in Redskins history for most 100-yard games (17). Davis finished the season ranked third in the NFL and first in the NFC in rushing yardage.

**Pro Career - 2000:** Davis helped fuel the NFC's fifth-rated offense. He rushed for 1,318 yards, third-best in the NFC, on 332 carries (4.0 avg.). He also gained 313 receiving yards on 33 catches, both career-high numbers. His total yards (1,631) was seventh-best in the NFC. He also became the fifth Redskin with back-to-back 1,000-yard rushing seasons; Terry Allen last did it in 1995 and 1996. Davis also ran for 11 TDs, the second-most in the NFC, and has 33 on the ground in his career, the fourth-most ever for a Redskin. He scored 66 points, all on the ground, and has 28 TDs in his last 29 starts. He was second in the NFC with 71 rushing first downs and third in the NFC with 83 first downs overall. He converted 7-of-11 third-down situations. He posted five 100-yard games, the first one in the season-opener vs. Carolina, when he rushed 23 times for 133 yards and scored on a two-yard run to cap the season's first drive. He had a solid all-around game in Week 3 vs. Dallas, gaining 91 yards on 25 carries with TDs on seven- and one-yard runs and catching a season-high five passes for a team-high 54 yards and three first downs. Two weeks later vs. TB, he rushed for a season-high 141 yards on 28 carries, including a season-long 50-yard TD run in the second quarter. It was the longest run the Bucs defense allowed all season. It was also the first of six straight games in which he scored. Davis rushed 23 times for 84 yards and scored on a twelve-yard TD run at the Eagles in Week 6. He added three catches for 37 yards. The next week vs. Baltimore, he gained 91 yards on 21 rushes and ripped off a 33-yard TD run in the fourth quarter that broke open a 3-3 game in the Redskins 10-3 victory. In Week 8 at Jacksonville, he ran 24 times for 114 yards, scoring on a one-yard run on the game's first drive and a 16-yard run in the fourth period that sealed the 33-16 Redskins victory. He ran 30 times for 124 yards with a one-yard TD in Week 10 at Arizona and caught two passes for 62 yards, including a career-long 39-yarder. Davis carried 19 times for 85 yards and caught three passes for 21 yards in Week 11 at St. Louis but suffered a hairline fracture of his right forearm

while making a block. He was third in the NFL with 1,073 yards rushing at the time. He wore a protective arm cast for the last four games and averaged only 42 yards in Weeks 13, 14 and 15. But in the season-finale, he rushed for 100 yards on 27 carries with a long of 22. It was the 11th time in his career he topped 100 yards. **1999:** Davis rushed for 1,405 yards, first in the NFC and third in the NFL behind the Colts Edgerrin James (1,553) and NYJ Curtis Martin (1,464). His yardage total was a Redskins single-season record, surpassing Terry Allen's mark of 1,353 yards in 1996. Davis also led the NFL with a 4.8 average per carry and 104 points, the most by a RB. He rushed for all of his TDs (17) and ran for a two-point conversion. He also gained 111 yards receiving and finished tied for fifth in the NFC with the Cowboys' Emmitt Smith for total yards gained (1,515). He was named to the NFC Pro Bowl Team and received The Quarterback Club Redskins Player of the Year Award. After earning the starting RB position in training camp, he posted six 100-yard-plus rushing games, the first on opening day vs. Dallas, when he ran for a then career-high 109 yards. It was the first time a Redskins back ran for more than 100 yards in a game since Terry Allen in Week 9 of 1997 vs. the Bears. The next week, Davis ran for 126 yards on 23 carries and tied a Redskins single-game record with three TDs. He was the first Redskin to record consecutive 100-yard-plus rushing days since Reggie Brooks in Weeks 7 and 8 in 1993. In Week 7 vs. Chicago, he ripped off a 76-yard TD run to ignite the Skins in their 48-22 win. He ran for 143 yards and two TDs on the day. After a season-low 33 yards in Week 8 vs. Buffalo, he rushed for 122 yards on 25 carries and two TDs in Week 9 at Philadelphia. He then rushed for 183 yards in Week 10 vs. the Giants, surpassing the 1,000-yard mark. He was named NFC Offensive Player of the Week and received a game ball. He rushed for a career-high 189 yards in Week 13 vs. Arizona. It was his sixth 100-yard-plus rushing game, tying him with Redskins great Larry Brown for the second-highest total of such games in team history. (Brown did it six times in 1970 and 1972, and Bob Goode did it seven times in 1951.) At the time, Davis led the NFL with 1,335 yards

### REDSKINS RUSHING

Stephen Davis rushed for 1,432 yards in 2001, moving up to third all-time in Redskins history for most career rushing yards gained:

	Years	Yards
1. John Riggins	1976-79, 81-85	7,472
2. Larry Brown	1969-76	5,875
3. Stephen Davis	1996-01	4,970
4. Terry Allen	1995-98	4,086
5. Earnest Byner	1989-93	3,950



and appeared headed to the league rushing title. But after gaining 70 yards in Week 14 at Indianapolis, he sprained his left ankle early in the second quarter and left the game. He was ruled inactive for the final two regular-season games. He returned with a bang in the Redskins 27-14 win over Detroit in the NFC Wild Card Playoff, rushing 15 times for 119 yards and two TDs before leaving the game with a sprained right knee midway in the second quarter. His 58-yard run tied for the longest run in Redskins post-season history with Timmy Smith, who had a 58-yarder in Super Bowl XXII in January 1988. In all, Davis sparked the Redskins to a 223-yard rushing day, the third-highest total in the team's postseason history. **1998:** Davis' playing time increased dramatically. He played in all 16 games and started twelve, including eleven at FB. He began the season as the back-up to RB Terry Allen. In the first four weeks, he carried the ball eight times for 25 yards. But in Week 5 vs. Dallas, he moved to FB and proved to be versatile in the Redskins backfield. Besides adjusting to his role as the lead blocker for Allen and Skip Hicks, he became a threat to catch the ball out of the backfield with his speed and good hands. In Week 8 vs. the Giants, he led the team in receiving with five catches for 65 yards, including a twelve-yard TD catch that helped the Redskins notch their first victory. It was his first TD of the season and his first career TD catch. Perhaps his best game of the season was in Week 12, when he was integral in a victory over Oakland. He led all receivers for the second time that season, amassing seven catches for 110 yards, including a 19-yard strike for his second TD. He added a career-long catch of 30 yards. He had four catches for 62 yards in the Redskins win over Carolina in Week 14. He started at RB in Week 16 vs. Dallas due to injuries to Allen and Hicks, rushing 17 times for 70 yards. For the season, Davis recorded career-highs of 21 catches for

263 yards and two TDs. He also rushed 34 times for 109 yards. He made five tackles and 21 blocks on special teams. His biggest play on special teams came in Week 9 vs. the Cardinals. He recovered a Redskins on-side kick with 1:04 left in the game that led to the go-ahead FG with 00:35 left. **1997:** With Terry Allen in and out of the lineup due to nagging injuries, Davis' playing time rose from his rookie season. He rushed for 567 yards and three TDs on 141 carries. He was also a receiving threat, catching 18 passes for 134 yards. He got his first NFL start in Week 2 vs. the Steelers due to an Allen thumb injury in the game before. Davis had respectable numbers in the Week 2 loss, rushing 17 times for 66 yards with two catches for 20 yards. His big moment came in a Week 6 showdown with the Cowboys on Monday night. After Allen was injured early, Davis stepped in and rushed 22 times for 94 yards and two scores, helping lead the Redskins to victory. Davis started vs. the Oilers in Week 7 (13 rushes, 45 yards) and the Ravens in Week 8 (17 rushes, 59 yards). After returning to a reserve role for a few weeks, he started in Week 14 vs. the Cardinals in a must-win game, leading the team in rushing (20 carries, 92 yards) and receiving (six catches, 27 yards). He also started in Week 15 vs. NYG (ten carries, 41 yards) and in the season-finale vs. the Eagles (twelve rushes, 65 yards, one TD). **1996:** Davis showed glimpses of brilliance playing behind Pro Bowler Terry Allen. He rushed 23 times for 139 yards (6.0 avg.). His 39-yard TD run vs. NYG was the team's second-longest run of the year. In the RFK Stadium finale, Davis came in late to rush eight times for 35 yards and his second career TD.

**College/Personal:** Davis gained 1,068 yards (5.9 avg.) and scored 14 TDs as a senior at

Auburn. He was a consensus All-SEC First-Team choice. He tallied 17 TDs on the year, tying Bo Jackson's single-season school record. Davis ended his Auburn career fourth on the school's all-time rushing list with 2,811 yards, trailing Joe Cribbs, James Brooks and Jackson. An All-SEC First-Team pick by Football News and AP as a junior, Davis led the Tigers with 221 carries for 1,263 yards (5.7 avg.) and 13 TDs. He was named SEC Offensive Player of the Week after gaining a career-high 246 yards on 27 carries with TD runs of 1, 24 and 53 yards in a win over Arkansas. He saw backup action in nine games as a sophomore, gaining 480 yards on 87 carries (5.5 avg.) with three TDs. In his first college action, Davis gained 125 yards on 18 attempts with two TDs. He arrived at Auburn with fanfare. He was Football News National Player of the Year and USA Today Offensive Player of the Year as a senior at Spartanburg (S.C.) High School. He ran for a school-record 2,448 yards (9.2 avg.) and 32 TDs as a senior, leading the team to the Class 4A state title. His final prep numbers were 4,501 yards on 535 carries with 53 TDs and 5,425 all-purpose yards. In the state title game as a senior, he rushed 30 times for 230 yards and two scores. At Spartanburg, Davis won the state 100-meter dash title twice. He graduated with a degree in vocational education from Auburn. In 1999, Davis spearheaded the Redskins "Hometown Huddle" project with Habitat for Humanity when he helped build a home in Washington, D.C. He and his wife, Dee Dee, live in Herndon, Va. He has four children: Dentia, Sherrell, Stephen Jr., and Stephanie. During the off-season, the Davis family resides in Blythewood, SC.

## Davis Career Statistics

Year	RUSHING							RECEIVING				
	G	GS	Att	Yds	Avg	Lg	TD	Rec	Yrds	Avg	Lg	TD
1996	12	0	23	139	6.0	39	2	0	0	0	0	0
1997	14	6	141	567	4.0	18	3	18	134	7.4	19	0
1998	16	12	34	109	3.2	12	0	21	263	12.5	30	2
1999	14	14	290	1,405	4.8	76t	17	23	111	4.8	21	0
2000	15	15	332	1,318	4.0	50	11	33	313	9.5	39	0
2001	16	16	356	1,432	4.0	32	5	28	205	7.3	29	0
<b>Career</b>	<b>87</b>	<b>63</b>	<b>1,176</b>	<b>4,970</b>	<b>4.2</b>	<b>76t</b>	<b>38</b>	<b>123</b>	<b>1,026</b>	<b>6.9</b>	<b>39</b>	<b>2</b>
<b>Playoffs</b>	<b>2</b>	<b>2</b>	<b>32</b>	<b>156</b>	<b>4.9</b>	<b>58</b>	<b>2</b>	<b>3</b>	<b>26</b>	<b>8.7</b>	<b>15</b>	<b>0</b>

### CAREER SINGLE GAME HIGHS

- Rushing Att:** 38 vs. Ari (1/6/02)
- Rushing Yards:** 189 vs. Ari (12/12/99)
- Rushing TDs:** 3 (twice), last at NYJ (9/26/99)
- Long:** 76 vs. Chi (10/31/99)
- Receptions:** 7 at Oak (11/29/98)
- Receiving Yards:** 110 at Oak (11/29/98)

# CHRIS DOERING

# 19

WR  
Height: 6-4  
Weight: 199  
Birthdate: 5-19-73  
Florida  
5th NFL Season



## Career Highlights:

- Played in his first NFL game at Cincinnati while with the Indianapolis Colts (12/20/96).
- Recorded 143 catches for 2,107 yards as a three-year starter with Coach Steve Spurrier at Florida.

**How Acquired:** Signed by Washington as an unrestricted free agent on February 21, 2002.

**NFL Acquisition:** Chosen in the sixth round (185th overall) by Jacksonville in the 1996 NFL Draft.

**2000 Season:** After spending the 2001 season out of football, Doering was excelling in Denver's 2000 Training Camp before rupturing his Achilles tendon in the preseason opener at Arizona (8/5) and spending the season on injured reserve. At the conclusion of the season, his contract was not renewed and he was without a team.

**Pro Career - 1999:** Doering saw action on offense and special teams for the Broncos in the first three games of the season (vs. Mia., 9/13; at K.C., 9/19 and at T.B., 9/26). He posted career highs for both receptions (3) and yards (22) in the opener vs. Miami, playing extensively in the 2nd half while starter Rod Smith was out with a strained groin. He established his spot on the roster with a strong preseason showing that saw him rank second on the club in receptions, with 15 for 188 yards (12.5 avg.) and one touchdown.

**1998:** Doering was waived by Indianapolis Feb. 20, 1998, then signed by Cincinnati Feb. 25, and went through camp with the Bengals before being waived Sept. 2. He then spent the remainder of the season out of football. **1997:** Doering spent most of the season on the Colts' practice squad before being signed to the active roster for the final three games. He was active but did not play vs. the Jets (12/7), then saw his first action vs. Miami (12/14) and closed the season with two catches for 12 yards at Minnesota (12/21). **1996:** Doering, who was originally drafted by

Jacksonville in the sixth round (185th overall), finished the season with Indianapolis after being waived by the Jaguars Aug. 19. He was signed to the Colts' practice squad Aug. 27 and then elevated to the active roster Dec. 20. Doering made one catch for 10 yards at Cincinnati, Dec. 20. He spent games 1-15 on the practice squad and was inactive for the Colts' playoff game at Pittsburgh Dec. 29.

**College/Personal:** Doering was a four-year letterman and three-year starter at Florida, catching 149 passes for 2,107 yards and a Southeastern Conference-record 31 touchdowns. The receptions and yardage totals ranked fourth in school history. He was a second-team AP All-American and a first-team All-SEC pick as a senior, leading the team and ranking 17th in the country with 70 receptions for 1,045 yards and a conference-record 17 TDs. After redshirting in 1991, Doering played in four games as a freshman, every game as a sophomore (5 starts) and all 13 as a junior (7 starts), catching 35 passes for 496 yards and seven TDs. He holds a degree in journalism/telecommunications from Florida and was an SEC Academic Honor Roll student. Doering attended P.K. Yonge High School in Gainesville, Fla., where he lettered in football, basketball and baseball. He was an all-state player in football and as a shortstop in baseball and helped the basketball team to the state title as a senior. Christopher Paul Doering was born May 19, 1973 in Gainesville, Fla. Chris has a local cable television show in the Gainesville, Fla., area that focuses on golf throughout the Central Florida region, talking with various professional golfers. He also had a live-call in show in the past couple of years called "In the House" which aired in the Gainesville area.

## CAREER SINGLE GAME HIGHS

**Receptions:** 3 vs. Miami, 9/13/99  
**Receiving Yards:** 22 vs. Miami, 9/13/99  
**Long Reception:** 10 at Cincinnati, 12/20/96

# SANTANA DOTSON

# 71

DL  
Height: 6-5  
Weight: 287  
Birthdate: 12-19-69  
Baylor  
11th NFL Season



## Career Highlights:

- One of pro football's best all-around interior defensive linemen, utilizes an effective combination of strong pass-rushing skills and superior run-stuffing ability to control the middle of the defensive trenches.
- A veteran of 152 games, with 129 starts, has accumulated 312 tackles (170 solo), including 49 sacks, 27 passes defended, 11 forced fumbles and six fumble recoveries.
- Appeared in seven career playoff games (all starts), making 25 tackles (14 solo), including 1.5 sacks, and two passes defended.
- Experienced his first missed game as a pro in 1999, ending a streak of 114 consecutive games played (121 including playoffs).
- Led Tampa Bay in sacks in two of his four seasons, including 1992 when he was a consensus pick as NFL Defensive Rookie of the Year.
- Posted 195 tackles (140 solo), five forced fumbles, four fumble recoveries and eight passes defended over his four seasons with the Buccaneers.
- Notched 23 career QB takedowns for Bucs, fourth on that club's all-time sacks list when he left.

**NFL Acquisition:** Chosen in the fifth round (132nd overall) by Tampa Bay in the 1992 NFL Draft.

**How Acquired:** Signed by Washington as an unrestricted free agent on June 4, 2002.

**2001 Season:** Dotson reclaimed his job as the Packers' starter at defensive tackle following rehabilitation of the torn quadriceps that ended his 2000 campaign in late November. He made his first start in Week 4, at Tampa Bay (10/7). Dotson played in all 16 games for the eighth time as a pro (also 1992-98), starting the last 13 contests. He had 3.5 sacks (tied for fifth on the team) among 39 total tackles, along with one forced fumble, one pass defended, nine

pressures and 12 QB hits. He also started both playoff games, contributing six total tackles plus two passes defended. Dotson tallied a season-high 6 tackles against the Ravens, along with one pressure and three QB hits. He sacked the Redskins' Jeff George in a Monday night victory over Washington (9/24) and posted a decisive fourth-quarter sack of the Lions' Mike McMahon in a Thanksgiving Day win at Detroit (11/22). He shared an early sack of the Bucs' Brad Johnson with teammate Vonnie Holliday and finished with four tackles against Tampa Bay (11/4). He also recorded three stops in postseason games against San Francisco (1/13) and at St. Louis (1/20), adding two pass breakups in the Rams contest. He served as one of Green Bay's six game captains throughout the postseason and was voted by his teammates as the Packers' 2001 recipient of the Ed Block Courage Award, presented annually to a player for his "commitment to the principles of sportsmanship and courage" in returning to the field.

**Pro Career - 2000:** Dotson started at defensive tackle in 11 of the first 12 games before suffering a partially torn quadriceps muscle above the patella tendon in his right leg in a Monday night contest at Carolina (11/27). Subsequently, he was placed on injured reserve on Nov. 29 and underwent surgery to repair the muscle on Dec. 1. Dotson finished his year with 58 total tackles (34 solo), ranking him second among the club's defensive linemen and sixth overall, with six sacks. Dotson posted a strong performance in a win over Philadelphia (9/17), tying the team high with eight tackles, including 1.5 sacks. He also had eight stops vs. Chicago (10/1) and a sack of the Bears' Cade McNown. Against Miami (10/29), he made a season-high nine tackles. In a victory over San Francisco (10/15), Dotson harassed 49ers QB Jeff Garcia, posting one pressure and two QB hits, to go with a season-high 2 passes defended. He made 5 tackles in a Monday night win against Minnesota (11/6) and notched 5 tackles, two pressures and one QB hit vs. the N.Y. Jets in the season opener (9/3). **1999:**

Dotson started 12 contests at defensive tackle. He finished his season with 35 tackles (17 solo), including 2.5 sacks, one forced fumble and three passes defended. He started the season's first two regular-season games before suffering a severe stinger in the game at Detroit (9/19). Dotson's subsequent inactive status vs. the Vikings marked the first time in his NFL career he had not played, which ended a streak of 114 consecutive games played (121 including playoffs). He returned to action against Seattle (11/1). He registered a season-high 6 tackles, including a sack of Rich Gannon, in the opening contest vs. Oakland (9/12) and equaled that total with 6 stops at Tampa Bay (12/26). He made a season-high 7 stops in a rain-soaked loss to Minnesota (10/5) after posting a key performance in a 23-15 victory over Tampa Bay (9/13), in which he registered four tackles, including a sack, 1 forced fumble and 1 pass defended. In the season-opening 38-19 win over Detroit (9/6), Dotson's initial hit on Lions quarterback Scott Mitchell on a fourth-and-one sneak, allowed for the ball to be stripped by Brian Williams and subsequently snatched up by Butler, who scampered 32 yards for a touchdown. **1998:** Dotson started all 16 games at defensive tackle for the second straight season. He recorded 43 stops (28 solo), including 3 sacks, to finish second (to Reggie White) in tackles among the club's defensive linemen, ninth on the team overall. He also added 1 fumble recovery, 1 forced fumble, 5 passes defended (the second-highest total of his pro career) and posted 5-or-more tackles in four games. He made a season-high 7 stops in a rain-soaked loss to Minnesota (Oct. 5) after posting a key performance in a 23-15 victory over Tampa Bay (Sept. 13), in which he registered 4 tackles, including a sack, 1 forced fumble and 1 pass defended. **1997:** Dotson started at defensive tackle in all 16 regular-season games for the second time as a pro and was the club's starter for all three playoff contests, including Super Bowl XXXII. He had the most tackles by a Green Bay defensive lineman with 67 (48 solo) and tied (with Gabe Wilkins) for second on the Packers with 5.5 sacks, matching his 1996 total. He also forced 2 fumbles, broke up 2 passes and finished tops among Green Bay linemen during the postseason with 15 tackles (8 solo). Dotson had perhaps his best game of the season at Indianapolis (11/16), when he recorded a season-high two sacks on seven tackles and a forced fumble right before halftime which led to a Green Bay touchdown. He registered eight stops (his regular-season best), and a sack, one week earlier in a win over St. Louis (11/9). Dotson made five tackles, including a shared sack with White, in Green Bay's 27-11 win at Minnesota (12/1) and recorded four tackles in a divisional playoff win over Tampa Bay (1/4). He also equaled his

career best with 10 tackles against Denver in Super Bowl XXXII (12/25). **1996:** Dotson started 15 of Green Bay's 16 regular-season games at defensive tackle for the league's No. 1-ranked defense, his only non-start of the season came at Dallas (11/18) when the Packers opened in a 3-4 defense. He also started all three playoff games, including Super Bowl XXXI, in the first post-season action of his pro career. He recorded 45 tackles to rank second among club defensive linemen and ninth on the team overall. Dotson finished third on the club in sacks with 5.5 sacks, the second-highest output of his career (10 in 1992), had a forced fumble, a fumble recovery and 6 passes defended. Dotson had one of his best games in a Green Bay uniform in a 28-18 win over Detroit (11/3), notching a season-high 2 sacks among five tackles, two additional quarterback pressures, a forced fumble and batted down a season-best two passes at the line of scrimmage. He posted a team-leading 1.5 sacks in a Monday night game against Philadelphia (9/9), including a shared sack with White for a safety in 39-13 win and made a season-high 6 tackles in an overtime win vs. San Francisco (10/14). Dotson had a fourth-quarter sack among 3 total tackles, plus a pass defended, in the Super Bowl triumph over New England (1/26). Dotson signed with Green Bay on March 7 as an unrestricted free agent after playing his first four NFL seasons with Tampa Bay. **1995:** Appearing in all 16 games for the Buccaneers in his final season with the team, Dotson started eight contests as he alternated with '95 first-round draft choice Warren Sapp. He made eight consecutive starts at right defensive tackle beginning with the Bucs' sixth game vs. Cincinnati (Oct. 8). He led Tampa Bay with five sacks, the second time in four years he led the team in that category and posted 38 tackles, two fumbles recoveries and two pass break ups. Dotson was named the Bucs' 'Player of the Game' for excellent performance in front of hometown Houston fans 10/29, when he tallied a season-high 9 tackles plus a sack and fumble recovery vs. the Oilers. **1994:** Dotson saw action in all 16 contests, including starts in nine of the team's first 10 games (seven at right defensive tackle and two at left end). He finished the season with 23 tackles (18 solo), two passes defended and tied for second on the club with three sacks. He made a season-best four tackles in consecutive games, against San Francisco and Minnesota (10/30). **1993:** Dotson played in all 16 games with 13 starts (11 at right defensive tackle, two at left end). He ranked fifth on the squad with 63 tackles (41 solo), five sacks (tied for second on team), a club-leading three forced fumbles and a pass defended. He led Tampa Bay defensive linemen in tackles for the second straight season. Dotson made a season-best 8 tackles and forced a fumble vs. the 49ers (11/14), and had three

other 8-tackle performances. **1992:** Dotson enjoyed a sensational rookie campaign which saw him win multiple league rookie accolades. He was named NFL 'Rookie of the Year' by *The Sporting News*, chosen NFL 'Defensive Rookie of the Year' by both *Football Digest* and *College & Pro Football Newsweekly* and was honored as the NFC's 'Defensive Rookie of the Year' by *NFLPA/USA Today*. He was also a consensus all-rookie pick and had a career-best 71 tackles (57 solo), including a career-high 10 sacks, plus two forced fumbles, two fumble recoveries and three passes defended. Dotson broke the Tampa Bay rookie sack record, doubling the previous mark of 5 shared by Hall of Famer Lee Roy Selmon (1976) and Chris Washington (1984). He became just the third player in team history to record a double-digit sack total (Selmon 1977-79, '83 and Broderick Thomas 1991). He started all 16 games, 14 at right defensive tackle and the final two at left end. Dotson had nine tackles, including two sacks and a forced fumble, in his first NFL regular-season game, Sept. 6 against Phoenix. He made a career-best 10 tackles and had 2 sacks in a 31-3 victory over Green Bay (9/13) and scored his only career touchdown when he scooped up a fourth-quarter Barry Sanders fumble and returned it 42 yards for a score (9/27) at Detroit. Dotson also had a sack in the 27-23 triumph over the Lions, earning NFC 'Defensive Player of the Week' honors in the process. He recorded 2 sacks vs. Minnesota (11/8) for his third multiple sack game of season and contributed 7 tackles and a sack against San Francisco (12/19). Dotson was the second of two fifth-round selections (132nd overall) by Tampa Bay in the 1992 draft, a pick that had been obtained from Kansas City for linebacker Ervin Randle.

**College/Personal:** Dotson was a three-year starter and four-time letter winner (1988-91) at Baylor after redshirting in 1987. He finished his collegiate career with 193 total tackles, including

18 sacks, plus 4 forced fumbles and 1 fumble recovery. He was a three-time first-team All-Southwest Conference pick and a consensus first-team All-America selection as a senior, when he registered 60 tackles, 4 sacks and 2 blocked kicks. Dotson was also a finalist for both the Outland and Lombardi trophies and named as SWC 'Defensive Player of the Year'. He earned conference 'Newcomer of the Year' recognition from the *Dallas Morning News* as a freshman despite his reserve role. He holds a B.A. degree in telecommunications and his given name is Santana N. Dotson, named after Native American Chief Santana whose philosophy was "with unity comes strength." Born in New Orleans, Dotson's Nickname is 'S.D.' He is married to Monique and they share a son, Khari (born 1/12/96), and two daughters, Amani (born 3/24/97) and Sanaá (born 11/1/00). Dotson was a prep All-America selection in football at Jack Yates High School in Houston where he lettered three times, helping lead his team to a three-year record of 36-4, including the 1985 state title. He also earned one letter in track as a discus thrower and shot putter. His father, Alphonse, was a second-round draft choice of Green Bay in 1965, who instead chose to sign with the rival AFL's Kansas City Chiefs, playing five years professionally as a defensive lineman with the Chiefs (1965), Miami (1966) and Oakland (1968-70). While in GB, he was actively involved with Big Brothers/Big Sisters in NE Wisconsin and Houston and he set up a scholarship fund through his high school for kids in extracurricular activities who attain a certain GPA. He oversees operation of the Santana Dotson Foundation in Houston, which, among its many charitable endeavors, gives scholarships to inner-city kids who otherwise could not afford to go to college (an undertaking he has sponsored in some manner for the last ten years). The Santana Dotson Foundation holds an annual Scholarship Fundraising Weekend in April, an event which featured a banquet and silent auction, a celebrity pool tournament and a softball

## Dotson Career Statistics

Year	Team	G/S	Tkls	Asst	Sacks	Int.	FR	FF	PD
1992	TB	16/16	57	14	10	0	2	2	3
1993	TB	16/13	41	22	5	0	0	3	1
1994	TB	16/9	18	5	3	0	0	0	2
1995	TB	16/8	24	14	5	0	2	0	2
1996	GB	16/15	27	18	5.5	0	1	1	6
1997	GB	16/16	48	19	5.5	0	0	2	2
1998	GB	16/16	28	15	3	0	1	1	5
1999	GB	12/12	17	8	2.5	0	0	1	3
2000	GB	12/11	34	24	6	0	0	0	2
2001	GB	16/13	18	21	3.5	0	0	1	1
<b>Career</b>		<b>152/129</b>	<b>312</b>	<b>170</b>	<b>49</b>	<b>0</b>	<b>6</b>	<b>11</b>	<b>27</b>
<b>Playoffs</b>		<b>9/9</b>	<b>17</b>	<b>13</b>	<b>1.5</b>	<b>0</b>	<b>0</b>	<b>0</b>	<b>4</b>

### CAREER SINGLE GAME HIGHS

Tackles: 18 vs. GB.  
9/13/92

tournament that included a host of his then-Packers teammates and other NFL players. He was part of the National Football League's United Way television commercial series during the 2001 season. Dotson was proud to nominate Sarah Gibbs, his former math teacher at Jack Yates High, who was named as the 1997 'NFL Teacher

of the Year.' He served during the 1997 season as co-host of 'Monday Night Kickoff,' a weekly television show which aired on WBAY-TV in Green Bay. He was also a part-time co-host of Pack Attack, a program on Milwaukee's WISN-TV, for the last three years while he was with GB. Dotson has his residence in Houston, TX.

## ZERON FLEMISTER

# 89

TE  
Height: 6-4  
Weight: 245  
Birthdate: 9-8-76  
Iowa  
3rd NFL Season



### Career Highlights:

- Recorded his first career touchdown reception at Denver (11/18)
- Made first career start at New Orleans (12/30)
- Made his first NFL reception, an eight-yard gain, on the fourth play of the 2000 season.

**How Acquired:** Signed by Washington as an undrafted free agent on April 23, 2000.

**2001 Season:** Flemister had a strong second year as a pro playing in all 16 games with one start. He compiled 17 receptions for 196 yards and two touchdowns. He finished fifth on the Redskins in special teams tackles with 13. Flemister recorded two receptions for 32 yards in a 35-21 victory vs. New York Giants (10/28). He made two catches for 33 yards, including a 23-yard reception that set up Ki-Jana Carter's five-yard touchdown in the second quarter at Philadelphia (11/25). He compiled two catches for 18 yards including the three-yard touchdown catch (first career) from Kent Graham for the game winner at Denver (11/18). Flemister recorded one reception for two yards and a touchdown (Banks, 2 yards) at Arizona (12/9). He started at tight end (first career start), hauling in three receptions for 32 yards, and a long of 14 yards at New Orleans (12/30).

**Pro Career - 2000 Season:** Flemister played in five games as a rookie and made his first NFL catch, an eight-yard gain, on the fourth play of Week 1 vs. Dallas. He was inactive for two games and played again at NYG in Week 4 before being inactive for the next nine contests. He saw significant action on all special teams units in the final three games at Dallas (12/10), at

Pittsburgh (12/16) and vs. Arizona (12/24). He made two solo tackles on special teams.

**College/Personal:** Flemister started all seven games that he played for Iowa in 1999, missing four due to a pinched nerve. He played in three post-season All-Star games. Flemister caught five passes for 69 yards as a junior. He sat out the 1997 season after earning his first letter in 1996, seeing action at TE and on special teams. He redshirted in 1995. He majored in sport, health leisure and physical studies. Flemister was team captain and MVP as a senior at West High School in Sioux City, IA. He set a school and city single-game rushing record of 326 yards. He also lettered in track and field and baseball. Flemister visited with patients at the Children's National Medical Center, making ornaments and holiday cards in December of 2001. He attended Knock Out Abuse, an event that benefits the House of Ruth, a local shelter for battered and abused women and children.

### Flemister Career Statistics

Year	Rec	Yds	Avg	Lg	TD	G-GS
2000	1	8	8.0	8	0	5-0
2001	17	196	10.9	33	2	16-1
Career	18	204	9.5	33	2	21-1

### CAREER SINGLE GAME HIGHS

**Receptions:** 3 at NO, 12/30/01  
**Yards:** 44 vs. Chi, 12/23/01  
**Long:** 33 vs. Chi, 12/23/01  
**TDs:** 1 (twice); last at Ari, 12/9/01

# ROD GARDNER

# 87

WR  
Height: 6-2  
Weight: 217  
Birthdate: 10-26-77  
Clemson  
2nd NFL Season



## Career Highlights:

- Started all 16 games as a rookie.
- Caught his first career pass in the season opener at San Diego (9/9/01).
- Caught first career TD pass vs. Kansas City (9/30/01).
- Had NFL's best single-game performance in 2001 when he made six receptions for 208 yards, including a career- and Redskin-season long 85-yard touchdown reception (10/21/01).
- Led the team in average yards per reception (minimum 20 receptions) with 16.1 in 2001.
- Led the team in receiving yardage (741) in 2001.

**How Acquired:** Drafted in the first round (15th overall) in the 2001 NFL Draft.

**2001 Season:** Gardner started all 16 games as a rookie, lining up across from veteran wide receiver Michael Westbrook. He finished second on the team with 46 receptions, including crowd pleasing 85-, 57-, 52-, and 40-yard receptions. He caught five passes in his first NFL start in Week 1 at San Diego (9/9). In Week 3 vs. Kansas City (9/30), he grabbed five passes including his first touchdown pass, a 26-yarder from quarterback Tony Banks. He beat Giants cornerback Jason Sehorn for a 52-yard reception and earned the game ball in Week 4 (10/7). Gardner's game of the season came the next week vs. Carolina when he had six receptions for 208 yards, helping the Redskins capture their first win of the season. The performance included an 85-yard touchdown reception to tie the game and a 47-yard reception in overtime to set up the game-winning field goal. The 34.7 average per reception and the 85-yarder were his best efforts all season. The game was the NFL's best single-game performance by any receiver in 2001 and earned him NFC Offensive Player of the Week honors for Week 6. Gardner kept the energy up in Week 7 vs. NYG when he caught a 12-yard touchdown pass 1:39 into the first quarter, giving the Redskins an early lead and their second

victory of the season. At Philadelphia (11/25), he made a critical third-and-long conversion late in the fourth quarter. The 13-yard reception allowed the Redskins to run down the clock and also set up a game clinching field goal. The win was the fifth consecutive for the Redskins and made them the first team in NFL history to win five straight games after losing their first five of the season. His 40-yard reception in Arizona (12/9) set up running back Stephen Davis' one-yard touchdown run in Washington's 20-10 victory. Gardner had three receptions for 70 yards with a 57-yard catch on the 7-yard line and led to a field goal. The next week vs. Chicago (12/23), he matched his single-game high and six receptions. He finished the season with 46 receptions for a team high 741 yards and four touchdowns.

**College/Personal:** Gardner ended his collegiate career as one of the most prolific receivers in Clemson history, with 166 receptions for 2,498 yards and 13 touchdowns. In his senior season, he tallied 58 catches for 1,050 yards (18.1 avg.) and seven TDs, all team highs. He was named first-team All-America by The Sports Xchange, Gannett News Service and *College & Pro Football Newsweekly*. He was also first-team All-ACC and a semifinalist for the Fred Biletnikoff Award, which goes annually to the nation's top



receiver. Gardner's numbers dipped from his junior season largely because the 9-3 Tigers ran the ball much more in 2000. As a junior, Gardner became an impact player in coach Tommy Bowden's pass-oriented offense. He set school single-season records of 80 catches and 1,084 yards, topping Tony Horne's 1997 marks of 70 catches and 907 yards. He also caught four TDs. He was second-team All-ACC, finishing second in the conference and 17th in the nation in total catches. He ranked third in the ACC and 23rd in the nation in reception yards per game. He was 10th in the ACC in all-purpose yards, a major feat given that he gained all but one yard through the air. He caught at least five passes in nine games, including the Peach Bowl against Mississippi State, when he posted seven catches for 75 yards. Gardner played in eleven games and started three in his sophomore season, catching 20 passes for 263 yards (13.2 avg.) and a TD. In 1997, Gardner moved from DB to WR and played in twelve games and started two, making eight catches for 101 yards (12.6 avg.) with a TD. Gardner redshirted as a freshman. He played on the scout team as a QB and split end but moved to strong safety after the season during spring drills. Gardner starred at Raines High in Jacksonville, FL. He played QB and amassed 1,200 passing yards with ten TDs and 700 rushing yards with seven TDs as a senior. He posted 2,500 all-purpose yards with 40 TDs in his

last two seasons. He was All-Southeast and All-Florida and made the Jacksonville Super-24 Team. He was All-Area, All-Conference, All-Region and All-State, as well. He also started for three years in basketball and baseball and was ranked the seventh-best athlete in the Southeast by the National Recruiting Advisor. He was All-Conference in basketball and was named the basketball and football team MVP. Gardner wore No. 23 at Clemson in honor of one of his idols, Michael Jordan. He graduated with a degree in human resources. Gardner is very active in the D.C. metro community, currently the spokesman for the Washinton Redskins Leadership Council's Redskins Read program. He is in the process of setting up his own foundation to make a difference in his Redskins community, as well as his hometown.

### Gardner Career Statistics

Year	G-GS	Rec	Yds	Avg	Long	TD
2001	16-16	46	741	16.1	85t	4

### CAREER SINGLE GAME HIGHS

**Receptions:** 6 (twice), last vs. Chi, 12/23/01

**Yards:** 208 vs. Car, 10/21/01

**Long:** 85 vs. Car, 10/21/01

**TDs:** 1 (four times), last vs. Dal, 12/2/01

# DARRELL GREEN

# 28

CB

Height: 5-9

Weight: 184

Birthdate: 2-15-60

Texas A&I

20th NFL Season



### Career Highlights:

- Holds NFL record with at least one interception in 19 straight seasons.
- Tied with Jim Marshall for second on NFL all-time list for most seasons with one team (19); 19 seasons is a Redskins record.
- Owns Redskins regular season INT record (54), and has five more in playoffs; mark of 54 is third among active INT leaders.
- Holds Redskins record for most regular-season games played (279) and started (254).
- Has returned six (including one in postseason) INTs for TDs, a Redskins record.
- Oldest CB ever to play in the NFL and oldest to return an INT for a TD at 37.
- Has earned seven trips to Pro Bowl (1984, 1986, 1987, 1990, 1991, 1996, 1997), trailing Chris Hanburger (nine) and Charley Taylor (eight) in appearances by a Redskins player.
- Named NFC Defensive Player of the Week five times.

- Named NFL Man of the Year and awarded the Bart Starr and Ken Houston Humanitarian Awards in 1996.
- Returned an INT 83 yards for a TD vs. Eagles (12/21/97), the longest return of his career. It was the fourth-straight season he returned an INT for a score.
- Jarred the ball from Minnesota's Darrin Nelson on a fourth-down pass at the goal line late in the NFC Championship (1/17/88), securing the Redskins 17-10 victory.
- Returned a punt 52 yards for a TD vs. the Bears in an NFC Divisional Playoff game (1/10/88), helping the Redskins advance to the NFC Championship.
- Returned a fumble 78 yards for a score vs. the Colts (10/7/93), the longest such return in Redskins history.
- Has career-high five INTs in three different seasons: 1984, 1986, 1991.
- Set career-highs of three INTs vs. Detroit (11/15/87) and twelve tackles vs. Detroit (10/22/95).

**How Acquired:** Drafted by Washington in first round of 1983 (28th overall).

**2001 Season:** "Mr. Redskin" showed no signs of slowing down at age 41. With his 19th season as a Redskin, he and Tennessee Titans center Bruce Matthews moved into a tie for second all-time with Jim Marshall for the most seasons with one team. He played in all 16 games and started four. In addition to his unparalleled talent on the field, Green is a strong leader for the team. Many teammates credit him with helping to turn the season around when he gave the team some much needed encouragement during a team meeting the night before the 10/21 Carolina game. The next day the team beat the Panthers 17-14 and went on to win their next four games and became the first team in NFL history to win five straight after losing their first five contests. He played in a reserve role for the first five weeks of the season, playing back-up to rookie cornerback Fred Smoot and coming in primarily on nickel situations. He saw significant playing time in Week 5 at Dallas (10/15), when Smoot went down with a knee injury. The next week vs. Carolina (10/21), he made his 251st start of his career, in place of the injured Smoot and led the Redskins in tackles with seven and one pass deflection. He started the next two games vs. NYG (10/28) and vs. Seattle (11/4) before returning to a reserve role to make way for a healthy Smoot. He made a key fourth-down play at Philadelphia (11/25) when he broke up quarterback Donovan McNabb's pass, giving the ball back to the Skins to run the clock down and beat the Eagles 13-3. In the next match-up against Philadelphia (12/16), Green intercepted a McNabb pass and extended his all-

time NFL record to 19 consecutive seasons with at least one interception. He pressured Saints quarterback Aaron Brooks, forcing an interception by Dan Wilkinson at New Orleans (12/30) in Week 16. Green started in the season finale vs. Arizona and recorded two tackles. He finished the season with 35 tackles (32 solo), seven pass deflections and one interception.

**Pro Career - 2000:** Green played in his 18th season in Washington, tying him for third all-time with Jim Hart, Jeff Van Note, Pat Leahy and Bruce Matthews for most seasons with one team. He intercepted three passes, increasing his NFL record, with at least one INT in 18 straight seasons. He has 53 INTs and is tied for third with Eric Allen among active INT leaders. He holds the Redskins INT record (53) and has six more in the playoffs. He has picked off 41 different QBs. Green played in 13 games and started two, increasing his Redskins record for most regular-season games played (263) and started (250). He also made 23 tackles (20 solo), added ten passes defended and forced two fumbles. He posted three special teams tackles. Green backed up Deion Sanders most of the season at right CB. He didn't start on opening day vs. Carolina, breaking his streak of 119 straight games started, including playoffs. In Week 4 vs. TB, he intercepted a Shaun King pass in the first quarter and recovered a Keyshawn Johnson fumble in the fourth in Bucs territory, leading to a Skins TD and a 20-17 win. Green was clutch again the next week at the Eagles. With :36 left and the score tied at 14, he picked off a Donovan McNabb pass and returned it 33 yards. The play set up Michael Husted's 24-yard FG that accounted for the Skins 17-14 win. Green strained a calf muscle in the first quarter vs. Baltimore in Week 7 and didn't return. He was inactive for the next three games but returned to make his first start in Week 11 on Monday night at the Rams, who opened with four WRs. He made a season-high five tackles (four solo) and defended one pass. He made his 250th career start in Week 12 vs. Philadelphia. In the season-finale vs. Arizona, he intercepted his third pass of the season and made four solo tackles. **1999:** Green played in his 17th season for the Redskins, establishing himself as the leader in franchise longevity. He surpassed 16-year Redskins Sammy Baugh and Monte Coleman. He started all 16 regular season games at right CB and intercepted three passes to set an NFL record for INTs in consecutive seasons (17). By the end of the playoffs, he'd started in 119 straight games and 265 of 267 games in his career, including 17 postseason starts. On the season, Green tallied 76 tackles (sixth on the team), 15 passes defended and one fumble recovery. He posted seven special teams tackles. He made seven tackles vs. Dallas (six solo) on opening day. Two

weeks later vs. NYJ, he intercepted a pass. He also totaled five tackles and two passes defended in that game, earning a game ball. In Week 11 vs. NYG, Green caused an INT, intercepted his 49th pass and posted three solo tackles, two assists and one pass defended. He received another game ball after the Redskins beat Arizona in Week 14. He made his 50th career INT, two solo tackles and one assist. Showing no signs of slowing down, he made nine solo tackles in Week 16 at SF. He made four tackles in the Wild Card Playoff vs. Detroit and intercepted a pass in the Divisional Playoff at TB. **1998:** Green was named a second alternate to the NFC Pro Bowl team after recording three INTs, 87 tackles and a team-high 22 passes defended. The speedster also saved TDs by chasing down some of the NFL's fastest men, including Jerry Rice, Napoleon Kaufman and Frank Sanders. In Week 2 vs. SF, Green made eight stops, including a TD-saving tackle from across the field on Rice. He kept dangerous Vikings rookie WR Randy Moss in check in Week 7. His first INT was in Week 12 at Oakland. He also made four solo tackles, deflected a pass that Shawn Barber intercepted and used his speed to catch Kaufman from behind. He was named NFC Defensive Player of the Week. His INT in Week 14 vs. the Panthers ended their final drive and preserved a Redskin victory. A week later, he intercepted a Trent Diller pass with 1:04 left that secured the Skins' 20-16 win over TB. **1997:** Green went to the Pro Bowl for the seventh time in his 15th NFL season. He passed Monte Coleman in most games played for the Redskins (217) in Week 15 at NYG. In the season-finale vs. the Eagles, he intercepted a Bobby Hoying pass and returned it a career-high 83 yards for a TD. That play helped Green earn NFC Defensive Player of the Week honors for the fourth time in his career. In December, he received the "The USA Today 5th Annual Most Caring Athlete Award" for his community work, which includes his creation of the Darrell Green Youth Life Foundation and Learning Center. **1996:** Green had one of his best seasons and earned his sixth trip to the Pro Bowl. He intercepted three passes and made 78 tackles (52 solo, three-for-loss). He started all 16 games, playing 1,141 of the team's 1,181 defensive snaps (96 percent). **1995:** Green had one of the best games of his career vs. Detroit in Week 8. He intercepted three passes, returning one seven yards in OT for the game-winning TD, and made a season-high 12 tackles. **1994:** Green led the Redskins with 20 passes defended. His season highlight was in Week 7 vs. the Cardinals when he had two INTs, including a 27-yarder he returned for a TD. The INTs were the 36th and 37th of his career, as he passed Brig Owens as the Redskins all-time leader. **1993:** Green made 90 tackles, the most since his rookie

year. He led the team with 13 passes defended and was second with four INTs. He recovered a fumble in Week 12 vs. the Colts and ran 78 yards for a TD, the longest such play in Redskins history. He was the only NFC player with two INTs in a game, picking off a pair vs. the Eagles in Week 3 and at TB in Week 12. **1992:** Green broke his right forearm in Week 2 vs. Atlanta. He missed Weeks 3-10 due to the injury. He returned and crafted his top performance in Week 14 vs. Dallas: nine tackles, three passes defended and a key forced fumble on WR Michael Irvin in the fourth quarter. He missed the Skins first-round playoff win over Minnesota with a bruised heel but saw action the next week in a Divisional Playoff at SF. He didn't make the Pro Bowl for the first time since 1989. **1991:** Green went to his fifth Pro Bowl and his second straight as a starter, and was a unanimous All-Pro. He tied for the team lead with five INTs, his best mark since 1986, and posted a team-high 21 passes defended. He intercepted two passes vs. both Detroit in Week 1 and Philadelphia in Week 5. His pivotal INT in OT vs. Houston in Week 9 led to the Skins game-winning FG. He was again superb in the playoffs with two INTs. He made a season-high ten tackles vs. Dallas in Week 12. **1990:** Green earned his fourth Pro Bowl appearance. He was a First-Teamer on the All-NFC team for UPI, Football News and Pro Football Weekly; and a Second-Team All-NFL choice by AP. He began the year with INTs in the first three games, a career first. In Week 3 vs. Dallas, he had seven tackles and two passes defended and capped the Skins win with an 18-yard INT return for a TD. He made a season-best ten tackles and intercepted a pass vs. SF. He also had INTs vs. Phoenix and New Orleans to finish with four. He had an INT in the Skins



playoff win over Philadelphia. **1989:** Green had two first-quarter INTs vs. the Cardinals in Week 5. But he fractured a wrist in Week 7 vs. TB and was lost for the season. Despite missing the final nine games, he was third on the team with five passes defended. **1988:** Green led the Redskins in passes defended (14) and made some timely punt returns. His 13- and 18-yard returns vs. the Steelers in Week 2 helped set up a FG and TD in the Skins 30-29 victory. He also made a 32-yard return vs. NYG. He broke a hand in the first quarter of Week 15 vs. Dallas and left the game, after which the Cowboys threw three TD passes to beat the Redskins, 24-17. **1987:** Green made one of the most memorable plays in Redskins history in the NFC Championship game. He applied a last-second hit at the goal line on Vikings RB Darrin Nelson on a fourth-down play, jarring the ball loose and securing the Redskins 17-10 victory. Green played despite tearing rib cartilage the week before in a first-round playoff game. The injury occurred when he was returning a punt 52 yards for a TD in the Redskins 21-17 win over the Bears. His regular-season highlight was a career-high three INTs in Week 10 vs. Detroit. The last one was on the Lions final possession and preserved a 20-13 Skins victory. Green went to the Pro Bowl for the third time. **1986:** Green earned his second Pro Bowl trip. In Week 2, his end zone INT with :30 left sealed a 10-6 win vs. the Raiders. A bruised shoulder in Week 12 vs. Dallas forced him from the starting lineup for the first time in his career. In the playoffs, he intercepted a pass to set up a go-ahead TD in a 27-13 second-round upset of the Bears. He intercepted five passes and forced two fumbles overall. **1985:** Green posted a 13.4 average on 16 punt returns, the highest such figure by a Redskins player since Eddie Brown's 13.5 in 1976. He achieved that average though his punt returns of 99 and 73 yards were nullified. He also intercepted two passes. **1984:** Green intercepted a career-high five passes and earned a starting Pro Bowl spot. He had 87 tackles and a team-high 14 deflections. He also had a dramatic performance that cemented his all-star selection. With the Skins trailing Dallas 21-6 at halftime in Week 15, he returned an INT 32 yards for a TD. He later stopped a Cowboys drive with an end zone INT, and the Skins rallied for a 30-28 victory. **1983:** Green set the tone for his NFL career the first time he touched the football with a 61-yard punt return in a preseason game vs. Atlanta. A contract dispute with Jeris White thrust him into the starting lineup on opening day vs. the Cowboys, and Green showed his speed by chasing down Tony Dorsett on a long run. He finished No. 4 on the team in overall tackles (109) and first in solo stops (79). He earned a runner-up spot as AP NFL Defensive Rookie of the Year

and was named to the Football Digest and AP All-Rookie teams. He returned an INT 72 yards for a TD in the Redskins 51-7 NFC playoff win over the Rams.

**College/Personal:** Green is legendary at Texas A&I, where he was named to the Football Coaches All-American Division II team with 56 tackles and four INTs in 1982. He was the Lone Star Conference Defensive Player of the Year. He had 76- and 96-yard punt returns for TDs as a senior. Also a legend on the track, his 10.08, 100-meter time was second behind Carl Lewis as a senior. Green was all-state in track and all-city in football at Jones High School in Houston. He has won the "NFL Fastest Man" competition four times over such notable track stars as Willie Gault, Ron Brown and Herschel Walker. Green earned the title of World's Fastest Athlete" in 1991. On the personal side, Green has dedicated his life to serving youth, and has demonstrated his commitment to the D.C. metro area by founding the Darrell Green Youth Life Foundation in 1988. The mission of the foundation is to open doors of opportunity for boys and girls whose circumstances limit their chances to lead educated, moral, well adjusted lives. The centerpiece of the foundation is the Youth Life Learning Center. The Center is a community based values-driven program intended to train this generation to be educationally, technically and morally excellent. Since the original center began in Northeast D.C. eight years ago, three additional centers have started in various cities around the country. The DGYLF annually hosts "Christmas with the Redskins" in conjunction with the McLean Hilton Hotel. During this special season, players from the Redskins and individuals from the community provide essential items for kids who live in Washington, D.C. area. Green has devoted his time working with the Big Brothers of America in the D.C. area, on anti-drug campaigns and other projects. Green has testified about drug prevention before a Senate Judiciary Panel and has been the Redskins representative in the NFL-sponsored United Way outreach program.

He completed his bachelor of science degree in general studies and social science on May 10, 1998, from St. Paul's College in Lawrenceville, VA. Darrell also holds an honorary doctorate from Marymount University in Arlington, VA. He's a native of Houston. He and his wife, Jewell, have three children: Jerrell, Jared and Joi. They live in Ashburn, VA.

### **CAREER SINGLE GAME HIGHS**

**Tackles:** 12 vs. Det. (10/22/95)  
**Interceptions:** 3 vs. Det. (11/15/87)



## Green Career Statistics

Year	Gms	GS	Solos	Asst	Total	Int	Yds	Lg	TD	FF	FR
1983	16	16	79	30	109	2	7	7	0	0	1
1984	16	16	68	19	87	5	101	50	1	0	0
1985	16	16	60	24	84	2	0	0	0	0	1
1986	16	15	58	12	70	5	9	7	0	2	0
1987	12	12	38	10	48	3	65	56	0	0	1
1988	15	15	50	13	63	1	12	12	0	0	0
1989	7	7	21	8	29	2	0	0	0	0	0
1990	16	16	56	22	78	4	20	18	1	1	0
1991	16	16	64	15	79	5	47	24	0	0	0
1992	8	7	25	10	35	1	15	15	0	1	0
1993	16	16	72	18	90	4	10	6	0	0	2
1994	16	16	50	14	64	3	32	27	1	0	0
1995	16	16	55	26	81	3	42	22	1	1	0
1996	16	16	55	23	78	3	84	68	1	2	1
1997	16	16	50	30	80	1	83	83	1	0	0
1998	16	16	74	13	87	3	36	36	0	0	0
1999	16	16	56	20	76	3	33	25	0	0	1
2000	13	2	20	3	23	3	35	33	0	2	0
2001	16	4	32	4	36	1	0	0	0	0	0
<b>Career</b>	<b>279</b>	<b>254</b>	<b>983</b>	<b>314</b>	<b>1,297</b>	<b>54</b>	<b>631</b>	<b>83</b>	<b>6</b>	<b>9</b>	<b>7</b>
<b>Playoffs</b>	<b>18</b>	<b>17</b>	<b>49</b>	<b>4</b>	<b>53</b>	<b>5</b>	<b>121</b>	<b>72</b>	<b>2</b>	<b>0</b>	<b>0</b>

## DARRELL GREEN'S INTERCEPTIONS

DATE	OPP	QB	YDS	TD					
					1/12/92	* Det	Ware	32	1
9/18/83	KC	Kenny	7	0					
12/11/83	at Dal	White	0	0	1/26/92	* Buf	Kelly	0	0
1/01/84	* Rams	Ferragamo	72	1	12/26/92	Raiders	Evans	15	0
11/11/84	Det	Danielson	TB	0	9/19/93	at Phil	Cunningham	0	0
12/05/84	Atl	Moroski	50	0	9/19/93	at Phil	Cunningham	TB	0
12/09/84	at Dal	White	32	1	12/05/93	at TB	Erickson	4	0
12/09/84	at Dal	White	19	0	12/05/93	at TB	Erickson	6	0
12/16/84	St. L	Lomax	TB	0	10/09/94	at Phil	Cunningham	0	0
10/07/85	St. L	Lomax	0	0	10/16/94	Ariz	Beuerlein	27	1
12/24/85	at Pitt	Campbell	0	0	10/16/94	Ariz	Beuerlein	5	0
9/07/86	Phil	Jaworski	7	0	9/03/95	Ariz	Kreig	13	0
9/14/86	Raiders	Wilson	TB	0	10/22/95	Det	Mitchell	7	1
11/17/86	SF	Montana	0	0	11/05/95	at KC	Bono	22	0
11/23/86	at Dal	Pelleur	2	0	9/01/96	Phil	Peete	0	0
12/07/86	NYG	Simms	0	0	10/13/96	at NE	Bledsoe	16	0
1/03/87	* at Chi	Flutie	17	0	10/20/96	NYG	Brown	68	1
11/15/87	Det	Long	56	0	12/21/97	Phil	Hoying	83	1
11/15/87	Det	Long	9	0	11/29/98	at Raiders	Hollas	36	0
11/15/87	Det	Long	9	0	12/13/98	at Car	Beuerlein	0	0
10/16/88	Ariz	Lomax	12	0	12/19/98	TB	Dilfer	0	0
10/08/89	Ariz	Awalt	0	0	9/26/99	at NYJ	Mirer	0	0
10/08/89	Ariz	Hogeboom	0	0	11/21/99	NYG	Graham	25	0
9/09/90	Ariz	Rosenbach	-1	0	12/12/99	Ariz	Plummer	8	0
9/16/90	at SF	Montana	3	0	10/01/00	TB	King	0	0
9/23/90	Dal	Aikman	18	1	10/08/00	at Phil	McNabb	33	0
11/18/90	NO	Walsh	TB	0	12/24/00	Ariz	Plummer	2	0
1/05/91	* at Phil	Cunningham	0	0	12/16/01	Phil	McNabb	0	0
9/01/91	Det	Peete	12	0	<b>TOTALS</b>			<b>717</b>	<b>6</b>
9/01/91	Det	Peete	0	0					
9/30/91	Phil	Ryan	24	0					
9/30/91	Phil	Ryan	TB	0					
11/03/91	Hou	Moon	2	0					

(54 reg season games; 5 post-season)

\* Playoffs \* Super Bowl

## INTERCEPTIONS BY QUARTERBACK

Cunningham, Randall	*4
Beuerlein, Steve	3
Lomax, Neil	3
Long, Chuck	*3
Peete, Rodney	3
White, Danny	3
Erickson, Craig	2
McNabb, Donovan	2
Montana, Joe	2
Plummer, Jake	2
Ryan, Pat	2
Aikman, Troy	1
Awalt, Robert	1
Bledsoe, Drew	1
Bono, Steve	1
Brown, Dave	1
Campbell, Scott	1
Danielson, Gary	1
Dilfer, Trent	1
Evans, Vince	*1
Ferragamo, Vince	*1
Flutie, Doug	1
Graham, Kent	1
Hogeboom, Gary	1
Hollas, Donald	1
Hoying, Bobby	1
Jaworski, Ron	1
Kelly, Jim	*1
Kenney, Bill	1
King, Shaun	1
Kreig, Dave	1
Mitchell, Scott	1
Mirer, Rick	1
Moon, Warren	1
Moroski, Mike	1
Pelleur, Steve	1
Rosenbach, Timm	1
Simms, Phil	1
Walsh, Steve	1
Ware, Andre	*1
Wilson, Marc	1

\* One in post-season \* One game

## BY TEAM

Philadelphia	11
Arizona	9
Detroit	8
Dallas	5
Tampa Bay	4
Raiders, NYG	3
KC, SF, StL	2
ATL, BUF, CAR, CHI, HOU, NE, NO, NYJ, Pitt	1

## BY STADIUM

RFK	32
FedEx Field	7
Veterans Stadium	5
Texas Stadium	4
Houlihan's	2
Arrowhead, Alameda County, Candlestick, Ericsson, Giants, Foxboro, Metrodome, 3 Rivers, Soldier Field	1

## DARRELL GREEN'S 10 CAREER TOUCHDOWNS

1/1/84	72-yd. int. return vs. LA Rams (playoffs)
12/9/84	32-yd. int. return at Dallas
11/8/87	26-yd. fumble return at Philadelphia
1/10/88	52-yd. punt return at Chicago (playoffs)
9/23/90	18-yd. int. return vs. Dallas
1/12/92	32-yd. int. return vs. Detroit (playoffs)
10/7/93	78-yd. fumble return vs. Indianapolis
10/22/95	7-yd. int. return vs. Detroit
10/20/96	68-yd. int. return vs. NY Giants
12/21/97	83-yd. int. return vs. Philadelphia

### Great Years with Green

With Darrell Green on the roster, the Redskins have compiled a win/loss record of 170-132-1, a 56.3 winning percentage. Since 1983, Green's rookie season, the Redskins have made the playoffs eight times, appeared in three Super Bowls and were twice Super Bowl Champions.

In the 1983 NFL Draft, there were six defensive backs selected in the first round. Darrell Green has outlasted all of them, and clearly stands above his class.

1983 Draftee	Games	INTs
Darrell Green	279	59
Gill Byrd	149	42
Joey Browner	145	37
Terry Kinard	121	31
Tim Lewis	51	16
Leonard Smith	138	14

# JACQUEZ GREEN

# 80

WR  
 Height: 5-10  
 Weight: 170  
 Birthdate: 1-15-76  
 Florida  
 5th NFL Season



## Career Highlights:

- Green owns 157 career receptions for 2,217 yards (14.1 avg.) with seven touchdowns during his four-year career.
- He was the first Tampa Bay player to have back-to-back 50-plus catch seasons since Lawrence Dawsey in 1991-1992.
- Has posted at least 30 receptions in three consecutive seasons (1999-2001).
- First player taken by Tampa Bay in the 1998 draft (second round, 34th overall).
- Can also return punts and kickoffs and led the Buccaneers in 1998 and 1999 in punt returns.
- Holds the Bucs record for longest punt return, a 95-yard score at Green Bay (9/13/98).
- Has played in 56 career games with 37 starts.

**NFL Acquisition:** Chosen in the second round (34th overall) by Tampa Bay in the 1998 NFL Draft.

**How Acquired:** Signed by Washington as an unrestricted free agent on March 8, 2002.

**2001 Season:** Green played in 12 games, hauling in 36 receptions for 402 yards on the year, totals that both ranked third on the Buccaneers. He had a standout game at Dallas (9/9), leading the team with eight receptions for 75 yards (9.4 avg.). Green had three receptions at Minnesota (9/30) for 54 yards (18.0 avg.), including a catch-and-run for a team-high 35-yard reception to set up a K Martin Gramatica FG just before the half. He then went on to post six receptions for 72 yards (12.0 avg.) at Tennessee (10/14), including a six-yard touchdown catch in the fourth quarter. Green had four receptions for 44 yards against Pittsburgh (10/21), but sat out the next three contests (Minnesota (10/28), at Green Bay (11/4) and at Detroit (11/11) due to left groin strain. He would also miss the Chicago (11/18) contest due to a left abdominal strain. He returned to action at St. Louis (11/26) with one reception for 13 yards, and broke out the following week tying teammate wide receiver Keyshawn Johnson with a game-high seven

receptions for 67 yards (9.6 avg.) at Cincinnati (12/2). Green finished the year with two catches for 15 yards in the playoff game at Philadelphia (1/12).

**Pro Career - 2000:** Green started all 16 games and one playoff contest, finishing second on the team with 51 receptions and 773 receiving yards (15.2 avg.) with one touchdown. He had an impressive first half of the season with 31 receptions for 556 yards (18.0 avg.), including two 100-yard games (Chicago 9/10, Minnesota 10/9). He grabbed two catches for 67 yards (33.5 avg.) at New England (9/3), and had a game-high five receptions for 104 yards against Chicago (9/10), including a game-breaking 58-yard touchdown reception. Green would hook up with quarterback Shaun King on a 75-yard bomb against the N.Y. Jets (9/24), registering the longest play from scrimmage for the Bucs offense in 2000. He had one reception for seven yards at Washington (10/1), then posted career-high 11 receptions for 131 yards on Monday Night at Minnesota (10/9). His 11-reception performance was the most-ever by a Buccaneer wide receiver and just two shy of the club's single-game mark. Against Atlanta (11/5), Green had two receptions for 44 yards, recording the 100th reception of his career. Green had a crucial 11-yard reception on fourth-and-nine to set up a Martin Gramatica FG at Green Bay (12/24) and finished the game with four catches for 50 yards (12.5 avg.).

**1999:** Green played in all 16 games, starting nine and finishing second on the club and first among WRs with 56 catches for 791 yards and three TDs. He averaged a team-best 14.1 yards per catch and his 791 yards led all Bucs receivers. He also finished seventh in the NFC with an 8.9-yard average on punt returns. Green caught three passes for 27 yards in the season-opening loss to the Giants (9/12) and made his second career start in place of an injured Reidel Anthony (ribs) at Philadelphia (9/19), making one catch for 17 yards. He assumed the starting role at Detroit (10/31) and snagged seven passes for 96 yards. He continued his hot streak by pacing the team with four catches for 89 yards and one TD in a

31-16 win at New Orleans (11/7). Green posted seven catches for a career-high 164 yards and one TD in a 17-10 win over Kansas City (11/14), tying Mark Carrier (at Chicago, 11/19/89) for the sixth-best single-game yardage total in club history. On Monday Night against the Vikings (12/6), he led the team with five catches for 70 yards and one score. Green recorded a career-high, 10 receptions for 113 yards in the division-clinching win at Chicago (1/2). **1998:** Green played in 12 games and started one, missing four of the first six games due to toe, thumb and shoulder injuries. He finished the season ranked sixth on team with 14 receptions for 251 yards and tied for third with a pair of TD receptions. He also finished the season averaging 15.1 yards on 30 punt returns, a mark that ranked second in the NFL to Dallas' Deion Sanders (15.6) and was the best in franchise history among players with at least 15 runbacks. Green averaged 22.9 yards on 10 kickoff returns and ran three end-arounds for a total of 12 yards. In his first regular-season NFL game, at Green Bay (9/13), he scored the Bucs' first points in a loss by returning a fourth-quarter punt 95 yards for a 23-15 score. His runback was just the fourth punt or kickoff return for a TD in franchise history, which ranks as the longest scoring play of any kind in Buc annals. Green scored his first receiving touchdown against the Lions on a 44-yard post pattern. He helped Bucs to their first Monday Night Football win since 1982 by turning a quick slant into a 64-yard TD reception against Green Bay (12/7).

**College/Personal:** Green finished his Florida career fifth on the Gators' all-time list with 2,181 receiving yards on 113 career catches despite starting just 19 games as a collegian. He scored a total of 30 TDs, 23 receiving, three rushing and four on punt returns. His four-career punt return TDs established a new Florida record. He averaged 12.6 yards on punt returns (61-776) and 20.3 yards on kickoff returns (26-528) to help him earn first-team All-America status from AP and most publications as a junior. Green was a finalist for the Fred Biletnikoff Award, given to the nation's top receiver, a semi-finalist for *Football News'* Offensive Player of the Year award and also placed on the SEC's all-conference first team. His senior season, he started all 12 games

(including bowl) and led the Gators with 61 receptions for 1,024 yards and nine TDs. Green was Florida's primary punt returner, running back 27 punts for 392 yards (14.5 avg.) and tallying two TDs. Amazingly, he accounted for all three TDs in a 24-10 win over Auburn in three different ways: a 12-yard TD pass to Jamie Richardson, a 10-yard scoring reception and a five-yard scoring run. He totaled 33 receptions for 626 yards and nine scores during his sophomore season. He also returned 25 punts for 324 yards (13.0 avg.), two TDs and 10 kickoffs for 216 yards (21.6 avg.). In the national-championship-deciding rematch against Florida State in the Sugar Bowl, he posted five catches for 79 yards. Green also blocked three punts on special teams to tie a school single-season record. His rookie year, he caught 19 passes for 531 yards and five TDs, averaging an astounding 28 yards per grab. He returned nine punts for 50 yards (5.6 avg.), 16 kickoffs for 312 yards (19.5 avg.) and ran seven times for 93 yards and a TD. In his first career start against Northern Illinois, he turned in a career-long 96-yard TD catch, the second-longest reception in school history. Green majored in public recreation while at Florida. As a prep at Peach County High School in Fort Valley, Georgia, he earned honors as All-America choice by *USA Today* despite serving as school's veer option quarterback as a senior. He was also a First-team all-state selection, racking up 1,767 all-purpose yards as a senior and responsible for 23 touchdowns. The versatile Green also rushed for 948 yards and 16 TDs. He was selected for both the Georgia/Florida football all-star game and the North/South basketball contest, one of only two players (also Dallas' Peppi Zellner) ever to do so. His full name is D'Tanyan Jacquize Green, born in Fort Valley, Georgia.

### CAREER SINGLE GAME HIGHS

**Receptions:** 11, at Minn, 10/9/00  
**Receiving Yards:** 164, vs. KC, 11/14/99  
**Long Reception:** 75, vs. NYJ, 9/24/00  
**Punt Returns:** 4, 5 times, last vs. KC, 11/14/99  
**Punt Return Yards:** 99, at GB, 9/13/98  
**Long Punt Return:** 95t, at GB, 9/13/98

## Green Career Statistics

### RECEIVING

Year	Team	G-S	No	Yrds	Avg	Long	TD	No	Yrds	Avg	Long	TD
1998	TB	12-1	14	251	17.9	64t	2	30	453	15.1	95t	1
1999	TB	16-10	56	791	14.1	62t	3	23	204	8.9	31	0
2000	TB	16-16	51	773	15.2	75	1	2	1	0.5	1	0
2001	TB	12-10	36	402	11.2	35	1	0	0	0	0	0
Career		56-37	157	2,217	14.1	75	7	55	658	12.0	95t	1

### PUNT RETURNS

# JON JANSEN

# 76

OT  
 Height: 6-6  
 Weight: 306  
 Birthdate: 1-28-76  
 Michigan  
 4th NFL Season



## Career Highlights:

- Voted by his teammates as one of the 2001 season team captains.
- Has started all 50 games at right tackle, including two playoff games, during his two-year career.
- Played every snap on offense during the 2000 season.
- Earned game ball, along with the rest of the offensive line, for making way for the offense to rush for a season-high 226 yards in Redskins 27-14 win over Seattle (11/4).
- Earned game ball, along with the rest of the offensive line, for allowing no sacks in the Redskins 50-21 win over NYG (9/19/99).

**How Acquired:** Drafted by Washington in 2nd round of 1999 (37th overall).

**2001 Season:** Jansen started all 16 games for the third straight season. He has started every game in his career (50, including two playoff games). He earned the game ball, along with the rest of the offensive line, for making way for the offense to rush for a season-high 226 yards in Redskins 27-14 win over Seattle (11/4). He and the unit earned another game ball for their outstanding play in Week 16 after the Redskins beat the Saints 40-10. Jansen's blocking helped running back Stephen Davis eclipse the team record with 1,432 yards rushing, third in the NFL and first in the NFC.

**Pro Career - 2000:** Jansen was Mr. Durability and lived up to his nickname: "Rock." On an offensive line decimated with injuries, he didn't miss a snap. He was one of four players on offense to start each game and has now started every game in his career (34), including two playoff contests. His blocking helped Stephen Davis rush for 1,318 yards. **1999:** Jansen was a valuable addition to a Skins offensive line that allowed 31 sacks compared with a franchise record 61 in 1998. He started all 16 regular-

season games and both playoff games. He made a huge impact in mini-camp, training camp and the preseason, impressing coaches with his ability to grasp the Redskins system. He was part of an offensive line that earned game balls for allowing no sacks in a 50-21 win over the Giants in Week 2.

**College/Personal:** Jansen was a two-time First-Team All-Big Ten selection at Michigan. He set a school record with 50 straight starts, all at RT, earning the nickname "Rock." As a senior in 1998, he was named a First-Team All-American by the Burger King American Football Coaches Association. He paced Michigan's down lineman with 106 knockdowns on an offense that gained 4,955 yards. He helped Michigan to a 45-31 victory over Arkansas in the Citrus Bowl. He was Michigan's co-captain as a senior and junior and fortified an offense that posted 4,652 yards en route to the National Championship. As a redshirt freshman, he helped propel an offense that amassed 5,140 yards. Jansen earned Prep Football Report All-Midwest and *Detroit News* Blue Chip honors as a TE at Clawson High (MI). As a senior, he made a school-record 31 catches for 420 yards. He posted 68 career catches and made 202 tackles, four sacks and four INTs at LB to earn Oakland County Defensive MVP honors. He lettered in basketball, track and baseball. He and his wife, Martha, live in Purcellville, VA with their dogs Rocket and Roscoe.

## Jansen Career Statistics

Year	Games	Games Started
1999	16	16
2000	16	16
2001	16	16
<b>Career</b>	<b>48</b>	<b>48</b>
<b>Playoffs</b>	<b>2</b>	<b>2</b>

# BRYAN JOHNSON

# 47

FB  
Height: 6-1  
Weight: 232  
Birthdate: 1-18-78  
Boise State  
2nd NFL Season



## Career Highlights:

- Appeared in all 16 games in 2001 in a reserve role, serving as a solid blocker and catching nine passes for 129 yards out of the backfield.
- Made first career reception against Carolina (10/21/01) and first career start against Philadelphia (12/16/01).
- Finished second on the team in special teams tackles with 23 (14 solo) in 2001.
- Saw first NFL action vs. Arizona (12/24/00) and made an assisted tackle on special teams.

**How Acquired:** Signed as an undrafted free agent on Aug. 28, 2000.

**2001 Season:** Johnson emerged as an impact player as a reserve for starting fullback Donnell Bennett, appearing in all 16 games. He caught nine passes for 129 yards and served as a solid blocker for NFC-leading rusher Stephen Davis. His breakout game came against Carolina on 10/21, catching his two passes for 47 yards, including his first career catch. Also excelled on special teams, serving on both punt and kickoff coverage teams and finishing second on the squad in special teams tackles with 23 (14 solo) and two forced fumbles. Johnson saw his first action in 2001 as a fullback, after participating in special teams play in 2000 and linebacker in college.

**Pro Career: 2000:** Johnson spent the first 15 games on the practice squad before seeing his first NFL action in the season-finale vs. Arizona. He played special teams on the kickoff coverage, kickoff return and punt return units. He made one assisted tackle.

**College/Personal:** Johnson was a three-year starter at LB for Boise State, making 266 tackles. He led the Broncos in tackles each season and made 105 as a senior, when he was named First-Team All-Big West. He had 76 tackles as a junior (54 solo) and was Second-Team All-Conference, and 85 as a sophomore. As a freshman, Johnson played FB and TE, catching 15 passes for 271 yards (18.1 avg.) with three TDs. He majored in business management. He was an All-State TE at Highland High, making 36 catches for 650 yards and seven TDs as a senior. In May, Johnson took part in the 2002 Redskins All Stars kick off at the Kenilworth-Parkside recreation center in Washington, D.C. where he helped promote volunteerism and community service. Bryan helped the youth paint trash cans that were placed throughout the District in an effort to brighten up the city. Johnson is featured in a public service announcement along with teammate Walter Rasby, that will run on local NBC affiliates to raise awareness for the Redskins All Stars program. Johnson and his wife, Heather, have a daughter, Olivia.

## Playoff Payouts

Under the terms of the Collective Bargaining Agreement, compensation for the 2002-2003 post-season will be the following:

First Round (wild card)	\$12,500
First Round (division winner)	\$17,000
Divisional Playoff Game	\$17,000
Conference Championship	\$35,000
Super Bowl Loser	\$35,000
Super Bowl Winner	\$63,000

# ROD JONES

# 51

OL  
 Height: 6-5  
 Weight: 355  
 Birthdate: 1-11-74  
 Kansas  
 7th NFL Season



### Career Highlights:

- Started at left tackle in Super Bowl XXXVI for the St. Louis Rams.
- While playing for Cincinnati in 2000, he helped lead the way for running back Corey Dillon's NFL record-setting performance of 278 rushing yards against the Denver Broncos (10/22/00).
- Has started 38-of-60 career games.

**NFL Acquisition:** Seventh-round selection (219th overall) by the Cincinnati Bengals in the 1996 NFL Draft.

**How Acquired:** Signed as a free agent by Washington on April 2, 2002.

**2001 Season:** Jones played in six games for the St. Louis Rams in 2001, starting in one. He saw his first action of the season in a reserve role vs. NY Giants (10/14). He made his first start of the season at right tackle at NY Jets (10/21), protecting Rams quarterback Kurt Warner as he completed passes to seven different receivers. Jones played in his 60th career game vs. Atlanta (1/6). He started Super Bowl XXXVI with St. Louis, but came out of the game with an injury during the first quarter.

**Pro Career: 2000:** Jones played in every game for the Cincinnati Bengals, starting 11 at the left tackle position. He led the way for running back Cory Dillon's NFL record-setting performance of 278 rushing yards against the Denver Broncos (10/22). Jones started at left tackle vs. Arizona (12/3), and played every offensive snap as Cincinnati rushed for 296 yards third most in Bengals history. **1999:** He ranked third on offense with 986 snaps (94.9 % of total), but was sidelined at Baltimore (12/26) with ankle, knee and shin injuries. Jones did not start in the final game of the season at Jacksonville (1/2) when he had a partial cartilage tear in his right knee. **1998:** Jones played in a reserve role for the majority of the year while starting in two

games at left guard vs. Buffalo (12/6) and at Indianapolis (12/13). **1997:** Jones played in thirteen games while starting eight, he led the way for running back Ki-Jana Carter's 104-yard rushing performance at Denver (9/21), which broke Cincinnati's 67-game streak without a 100-yard rusher. **1996:** He started in his first NFL game at St. Louis (9/1) and later went on to play a total of three games in his rookie campaign.

### College/Personal:

Jones earned first-team All-Big Eight honors and was credited with 93 knockdown blocks as senior at Kansas University. The Jayhawks averaged 206.9 rushing yards per game during his senior season. As a junior, he suffered a right knee injury, which caused him to miss the majority of the season. During his sophomore season, Jones started every game at left tackle helping Kansas to 213.9 rushing yards per game. In his freshman season he played in every game, gaining a starting position near the end of the season. Jones graduated with a degree in human development/family living. A native of Detroit, MI, where he attended Henry Ford High School and had 17 sacks as a defensive lineman his senior season. He was All-State in football, track, and lettered four years in basketball. Jones is a motivational speaker in elementary and high school classrooms.

## Jones Career Statistics

Year	Games	Games Started
1996	3	1
1997	13	8
1998	6	2
1999	16	15
2000	16	11
2001	6	1
<b>Career</b>	<b>60</b>	<b>38</b>
<b>Playoffs</b>	<b>3</b>	<b>3</b>

# OTIS LEVERETTE

# 93

DE  
Height: 6-6  
Weight: 278  
Birthdate: 5-31-78  
UAB  
2nd NFL Season



### Career Highlights:

- Played in first NFL game at NYG (10/7/01).
- Made first career interception, when he grabbed a quarterback Chris Weinke pass for a one-yard gain in the Redskins 17-14 OT victory over Carolina (10/21/01).

**NFL Acquisition:** Selected in the sixth round (187th Overall) of the 2001 NFL Draft by Miami.

**How Acquired:** Signed as a free agent by Washington September 3, 2001.

**2001 Season:** Leverette signed with Washington on September 3, 2001 and was inactive for the first three games of the season. He played in a reserve role in four games in 2001. He saw action in his first NFL game at the NY Giants (10/7). In Week 6 vs. Carolina (10/21), the Panthers were second and goal on Washington's 1-yard line. He intercepted the ball (first of his career), ending a critical scoring threat and the Redskins went on to win in overtime 17-14. He remained inactive for most of the season

and saw action in Weeks 8 and 16 vs. Seattle (11/4) and at New Orleans (12/30).

**College/Personal:** In his senior season at UAB, Leverette amassed 42 tackles (20 solo) including 13 tackles for a loss, 3.5 sacks and two fumble recoveries. In 1999, he played in all 11 games starting four with 14 tackles. Prior to his years with the Blazers, Leverette started two years at Middle Georgia College. During his sophomore season he earned Junior College All-America honors with 78 tackles and nine sacks while only playing in five games due to injury. He attended Americus High School, in Americus, GA, where he was a three-year starter. Leverette is married to Nakeshia.

### Leverette Career Statistics

Year	Tkls	Solo	FF	FR	Int	Sacks	G-GS
2001	0	0	0	0	1	0	4-0

### Redskins Birthdays During the Season

DAY	SEPTEMBER
3	Del Cowsette
3	Renaldo Wynn
7	Walter Rasby
8	Zeron Flemister
8	Kevin Lockett
19	Ivan Mercer
25	David Brandt

DAY	OCTOBER
2	Greg Scott
20	Reidel Anthony
23	Melvin Paige
24	Charlie Landrigan
26	Jessie Armstead
26	Rod Gardner
26	Antonio Pierce

DAY	NOVEMBER
2	Robert Gillespie
4	Reggie Coleman
10	Will Beck
17	Wayne Smith
25	Jimmy Watkins

DAY	DECEMBER
3	Rock Cartwright
6	Leon Hires
16	Jeff Grau
17	Lemar Marshall
19	Santana Dotson
21	Alex Sulfsted
27	Akil Smith

# KEVIN LOCKETT

# 83

WR  
Height: 6-0  
Weight: 186  
Birthdate: 9-8-74  
Kansas State  
6th NFL Season



## Career Highlights:

- Threw a 31-yard touchdown pass to Derrius Thompson in the Redskins 35-21 win over NYG (10/28/01).
- Talled a career-high 77 receiving yards at Seattle (10/29/00) and caught a career-high seven passes at Oakland (11/5/00).
- Posted a career-long 26-yard punt return at San Diego (11/26/00).
- Snared a career-long 39-yard reception vs. Oakland (1/2/00).
- Set career-highs of 34 catches and 426 receiving yards in 1999.
- Made first pro catch, a 35-yard reception, on pass from KC punter Louie Aguiar on a fake punt attempt at Seattle (11/23/97).

**NFL Acquisition:** Drafted by KC in 2nd round of 1997 (47th overall).

**How Acquired:** Signed as an unrestricted free agent on April 9, 2001.

**2001 Season:** Lockett played in all 16 games in 2001, finishing the season with an average of 13.3 yards per catch on 22 receptions for 293 yards. He handled punt return duties for a short time, totaling 14 yards on five returns. He caught his first pass of the season in Week 2 at Green Bay (9/24) when he had three receptions for 36 yards and caught two passes for 33 yards the next week vs. Kansas City (9/30). Lockett returned his first punt of the season 11 yards at NYG (10/7). He engineered one of the most exciting offensive plays of the season in Week 7 vs. NYG when he received a lateral from quarterback Tony Banks and fired it 31 yards to wide receiver Derrius Thompson for his first ever touchdown pass. In addition to his perfect quarterback rating for the game, Lockett finished with three receptions for 46 yards including a 21-yarder. The next week vs. Seattle (11/4), he made his first special teams tackle of the season and caught two passes for 16 yards. He played in a reserve role in Week 10 at Denver (11/18) before leaving the game in the second quarter

with a rib injury. He made four catches for 66 yards, including a season-high long of 34 yards vs. Dallas (12/2). Lockett finished the season third on the team with 22 receptions, one touchdown pass and three special teams tackles.

**Pro Career - 2000:** Lockett played in 16 games for KC with two starts, catching 33 passes for 422 yards (12.8 avg.) and two TDs. He was ranked tenth in the AFC with 26 punt returns for 208 yards (8.0 avg.) and returned one kickoff for 25 yards. He set a career-high with 77 receiving yards on four receptions at Seattle (10/29), when he started in place of injured WR Sylvester Morris. He posted a career-high seven catches at Oakland (11/5). He caught only two passes for 16 yards at Denver (9/24), but both were in a game-winning, fourth-quarter drive. He returned a career-high six punts vs. Buffalo (11/19) and at SD (11/26). His returns against the Chargers, including a career-high 26-yard return, produced a personal-best 65-yard total. **1999:** Lockett played in 16 games with WR with one start, posting career highs in catches (34) and receiving yards (426), plus two TDs. He tied his career-high with four catches for 36 yards vs. Detroit (9/26) and matched that output with four catches for 33 yards the next week at SD (10/3). He caught four balls for the third straight week vs. NE (10/10) with 40 yards receiving. He had two catches for 31 yards at Baltimore (10/21) and recovered a Ravens onside kick attempt with 4:05 left in the game. He made his lone start vs. SD (10/31), posting two catches for 40 yards. He caught three balls for 54 yards at Indianapolis (11/7), including his first career TD catch, an 18-yard pass from Elvis Grbac. He also caught Warren Moon's only completion for KC, a 20-yard grab. He caught three balls for 69 yards vs. Oakland (1/2/00), including a career-long 39-yard TD catch in the fourth quarter. He also returned a punt 10 yards. **1998:** Lockett played in 13 games with three starts, finishing fifth on the Chiefs with 19 catches for 281 yards (14.8 avg.). He also had seven punt returns for 36 yards and four special teams tackles. He caught two passes for 27 yards in his first pro start at WR in place of an injured Derrick

Alexander vs. Oakland (9/6). He started for injured Andre Rison at Philadelphia (9/27) and caught four passes for a career-high 74 yards, including a season-long 38-yard grab from Rich Gannon. He returned the first two punts of his pro career for 17 yards subbing for an injured Tamarick Vanover vs. NYJ (11/1). **1997:** Lockett saw limited duty as a rookie, playing in nine games on special teams and five on offense. He caught one pass for 35 yards and had six special teams stops. His first NFL duty came as the team's third WR at Denver (8/31). He made a leaping grab of a 35-yard bomb from punter Louie Aguiar on a fake punt at Seattle (11/23) for his first pro reception, coming down at the one-yard line to set up a one-yard Marcus Allen TD run. He also played WR vs. SD (10/16), at Jacksonville (11/9) and vs. SF (11/30). He was inactive for the Chiefs playoff game vs. Denver (1/4/98).

**College/Personal:** Lockett established himself as the most prolific pass catcher in Kansas State history. He caught 217 passes, the 11th-best total in NCAA history by the end of his senior year in 1997. He had 3,032 receiving yards, topped only by Oklahoma State's Hart Lee Dykes on the all-time Big 12 chart. Lockett set other all-time Kansas State receiving marks, including TD catches (26) and consecutive

games with a catch (43). He's the only player in Big 8 and Big 12 history to gain more than 550 yards receiving in four straight seasons. As a senior, he set a Wildcats single-season record with 72 catches. His 882 receiving yards were the second-best total in Kansas State history. He caught six TDs and averaged 12.3 yards per catch. He was a third-team AP All-America pick and a unanimous first team All-Big 12 selection. He earned First Team GTE/CoSIDA Academic All-America honors for the second straight year. He led the Big 8 with 56 catches for 797 yards (14.2 avg.) and 13 TDs as junior. He earned UPI Honorable Mention All-America honors and was a unanimous first-team All-Big 8 selection. He was second-team AP All-Big 8 as a sophomore after finishing fifth in the conference with 39 catches for 583 yards and three TDs. He posted 50 catches for 770 yards (15.4 avg.) with four TDs as a freshman. He graduated from Kansas State in May 1996 with an accounting degree. Lockett caught 45 passes for 459 yards as a senior and 73 passes for 421 yards as a junior at Washington High School in Tulsa, OK. Lockett made a \$25,000 contribution to the academic learning center at Kansas State's Hale Library in January 2000, and is building his Lock-ett Up Foundation, focusing on education and community service for at-risk youth.

## Lockett Career Statistics

Year	Team	G	GS	Rec	Yds	Avg	Lg	TD
1997	KC	9	0	1	35	35	35	0
1998	KC	13	3	19	281	14.8	38	0
1999	KC	16	1	34	426	11.5	39	2
2000	KC	16	2	33	422	12.8	34	2
2001	Was	16	0	22	293	13.3	34	0
<b>Career</b>		<b>70</b>	<b>6</b>	<b>109</b>	<b>1,457</b>	<b>13.5</b>	<b>39t</b>	<b>4</b>

### CAREER SINGLE GAME HIGHS

**Receptions:** 7 at Oak, 11/5/00

**Yards:** 77 at Sea, 10/20/00

**Long:** 39 vs. Oak, 1/2/00

**TD receptions:** 1 (four times), last at NE, 12/4/00

**TD Pass:** 1 vs. NY Giants, 10/28/01

**Punt Returns:** 6 (twice), last at SD, 11/26/00



## Spanning the Ages

Heading into the 2002 season, the Redskins roster age averaged 24.8 years. The team's senior member is cornerback Darrell Green at 42 (2/15/60), and the team's youngest member is rookie Bernard Jackson who is 22 (5/10/80), there are 26 other 22 year-olds on the roster. The Redskins have 56 players who are under the age of 25, and 10 who are 30 years or older.

# DAVID LOVERNE

# 66

OL

Height: 6-3

Weight: 299

Birthdate: 5-22-76

San Jose State

3rd NFL Season



### Career Highlights:

- Appeared in all 16 games during the 2000 and 2001 regular seasons for the NY Jets.

**NFL Acquisition:** Third-round draft selection by the New York Jets in the 1999 NFL Draft (90th overall).

**How Acquired:** Obtained in a trade with New York Jets in 2002 for a draft pick.

**2001 Season:** Loverne played in all 16 games contributing in short-yardage situations and special teams. Lined up as the fullback in short-yardage situations in the Jets opener vs. the Indianapolis Colts (9/9). He threw a key block during the 1st quarter vs. San Francisco (10/1), which opened a hole for running back Curtis Martin for a 2-yard touchdown run.

**Pro Career - 2000:** Played in all 16 games on special teams and in a reserve capacity. Loverne made his professional debut at Green Bay (9/3), helping running back Curtis Martin rush for 110 yards. He made a key block on a kickoff return that opened up return man Kevin Williams for a 97-yard touchdown run vs. Buffalo (9/17). He lined up as an eligible receiver helping Martin set a Jets franchise record with 203 rushing yards vs.

Indianapolis (12/3). **1999:** Loverne was selected by the Jets in third-round of the 1999 NFL Draft. He was a member of the active roster for the entire season but was inactive for all 16 games.

**College/Personal:** Loverne was a two-year starter at San Jose State and was named as an All-WAC selection in his senior season (1998), helping the Trojans accumulate the WAC Conference top offensive. He transferred to San Jose State after spending his freshman season at Idaho. A native of Concord, CA, Loverne was a two-way lineman at De La Salle High School where he earned All-America strength and conditioning honors from the National Strength and Conditioning Association. He majored in sociology at San Jose State. Loverne and his wife, Kim, live in San Ramon, California.

## Loverne Career Statistics

Year	Team	Games	Games Started
1999	NYJ	0	0
2000	NYJ	16	0
2001	NYJ	16	0
<b>Career</b>		<b>32</b>	<b>0</b>

## Redskins on Monday Night Football

The Redskins have played Monday Night Football 50 times since it began in 1970. The Redskins Monday Night Football record is as follows:

<b>Overall:</b>	24-26
<b>Home:</b>	17-8
	At Robert F. Kennedy Stadium: 15-4
	At FedExField: 2-3
<b>Road:</b>	7-18
<b>First Game:</b>	Oakland 34, Washington 20
	Oct. 19, 1970 at Oakland Coliseum, Oakland, CA
	Dallas, 9 Washington, 7
<b>Most Recent:</b>	October 15, 2001 at Texas Stadium, Irving, TX

**Redskins Monday Night Records:** Redskins safety Mark Murphy (1977-84) shares the record for most interceptions, 3 (tied with 7 others).

# EDDIE MASON

# 53

LB

Height: 6-0

Weight: 232

Birthdate: 1-9-72

North Carolina

6th NFL Season



## Career Highlights:

- Appeared in 15 contests with one start, against New Orleans (12/30/01).
- Posted 13 tackles (11 solo) in 2001, with one sack against New Orleans (12/30/01).
- Strong contributor on special teams, posting 19 tackles and finishing third on the squad.
- Made first career start at LB vs. Titans (10/30/00), tallying career-highs in total tackles (eight) and solo stops (six).
- Recorded first pro sack at Jacksonville (10/22/00).
- Finished second on Skins in 1999 in special teams blocks (89).
- Named Jets special teams MVP in 1995 after making team-high 25 special teams tackles.

**NFL Acquisition:** Drafted by NY Jets in 6th round of 1995 (178th overall).

**How Acquired:** Signed with Washington as a free agent on Sept. 21, 1999.

**2001 Season:** Mason was waived when the roster was cut down to 53 players after training camp, only to be resigned after Week 1 (9/10). Mason resumed his strong special teams play. He finished the season third on squad with 19 special teams tackles. As the season progressed, Mason saw more time on the field at linebacker, starting at outside linebacker against New Orleans for the injured LaVar Arrington and posted four tackles and a sack for -7 yards. He finished the season with 13 tackles (11 solo).

**Pro Career - 2000:** Mason had his best season and was one of the Redskins special teams stars. He played on every special teams unit in all 16 games, leading the team in total special teams tackles (28) and solo special teams tackles (20). He also started at LB for the first time in his career. In two starts at LB, he had 20 tackles (18 solo), two sacks and one forced fumble. They were his first career sacks. When

weak-side LB Shawn Barber injured a knee in the second quarter at Jacksonville in Week 8, Mason replaced him and made an immediate impact. He sacked QB Mark Brunell twice in a three-play span as part of the Skins six-sack performance. Mason also forced a fumble and made a season-high five tackles on special teams. With Barber out in Week 9 vs. Tennessee, Mason started at LB for the first time ever and set career-highs in total tackles (eight) and solo stops (six). He started again the next week at Arizona and matched his career-best with six solo tackles.

**1999:** Mason was a welcome addition for the Redskins after they signed him with the season two games old. He played in the last 14 regular-season games on special teams, recording 89 blocks, the team's No. 2 mark. He also saw limited time at LB, tallying three tackles and one pass defended. He made three tackles and one assist in the playoffs. His best performances were in Week 3 at NYJ (six blocks on punt returns and a team-high four blocks on kickoff returns); Week 9 at Philadelphia (one assisted tackle on kickoff coverage, team-high seven blocks on kickoff returns); and Week 12 at Detroit (two assisted tackles on kickoff coverage, six blocks on kickoff returns). **1998:** Carolina waived Mason on 8/25, and Jacksonville signed him as a free agent on 12/2. He played in the Jaguars last four regular-season games and both playoff games. He made nine tackles (five solo) in limited time at LB and five special teams stops. He made four tackles on defense and two on special teams in the playoffs. He saw his first action in three years at Minnesota (12/6), competing in 13 plays with two tackles on defense and one on special teams. He played LB for 20 plays in the regular-season finale, making six tackles on defense and two tackles on special teams. He saw action in seven plays in an AFC Wild Card Playoff vs. NE and in 23 plays in the Divisional Playoff at NYJ, making four tackles on defense. He had a special teams tackle in each game. **1997:** TB signed Mason on 4/22 but waived him on 8/19 in the roster cut to 60 players. He sat out the season. **1996:** Mason entered

Jets training camp as their backup RLB but suffered a season-ending knee injury in a preseason game vs. NYG on 8/17. He spent the rest of the year on IR. **1995:** Mason led the Jets with 25 special teams tackles and was named the Jets special teams MVP. He was inactive for the season-opener at Miami but played in the other 15 games. He made three special teams tackles vs. Jacksonville (9/17) and at Seattle (11/26).

**College/Personal:** Mason was a four-year letterman at North Carolina and made 184 tackles. As a senior in 1994, he started every game at OLB and was second on the team with 76 tackles. He posted eight tackles, one INT and two passes defended in the Sun Bowl vs. Texas. He didn't start as a junior but had 76 tackles, 2.5 sacks and one INT. As a sophomore, he mainly saw action on special teams. He played in eleven games as a redshirt freshman with nine tackles. He redshirted in 1990. Mason graduated in 1995 with a degree in sociology. He attended Jordan Matthews High School in Siler City, NC, where he played OLB and TB. He received All-Conference and All-

East North Carolina honors as a senior and was named his conference's linebacker of the year. He and his wife, Sonya Renee, have a daughter, Sydney, and a son, Tyler. They live in Herndon, VA. He enjoys ministering to the homeless. Mason participates in the "Redskins Read" literacy program, as well as other Leadership Council projects. Mason and his wife have founded their own foundation, the Faith Foundation, to help improve the welfare and enhance the spiritual well-being of children and families who are in economically deprived circumstances. With his foundation and the help of 20 teammates, Mason assembled and distributed 100 Thanksgiving baskets to area families in need. He was nominated for the 2001 "Walter Payton Man of the Year Award", an NFL award that honors a players commitment on and off the field. Mason and his wife also visited the Children's National Medical Center to make holiday cards and ornaments with the children at the hospital.

## Mason Career Statistics

Year	Team	Gms	GS	Tkl	Solo	Asst	Sacks	FF	FR
1995	NYJ	15	0	0	0	0	0	0	0
1996	NYJ	<i>Injured reserve (knee)</i>							
1998	JAX	4	0	9	5	4	0	0	0
1999	Was	14	0	3	3	0	0	0	0
2000	Was	16	2	20	18	2	2	1	0
2001	Was	15	1	13	11	2	0	0	0
<b>Career</b>		<b>64</b>	<b>3</b>	<b>45</b>	<b>37</b>	<b>8</b>	<b>2</b>	<b>1</b>	<b>0</b>
<b>Playoffs</b>		<b>4</b>	<b>0</b>	<b>4</b>	<b>3</b>	<b>1</b>	<b>5</b>	<b>0</b>	<b>0</b>

## CAREER SINGLE GAME HIGHS

**Tackles:** 8 vs. Ten (10/30/00)  
**Solos:** 6 twice, last vs. Ariz (11/5/00)  
**Sacks:** 2 vs. JAX (10/22/00)



## 2001 Season Special Teams Statistics

(Statistics compiled from Coaches review of game tapes)

Player	Kickoff			Punt			Total	FF	FR
	Solo	Asst	Total	Solo	Asst	Total			
M. Bates	12	4	16	4	4	8	24	1	0
B. Johnson	10	4	14	4	5	9	23	2	0
E. Mason	8	3	11	5	3	8	19	0	0
I. Ohalete	8	2	10	5	2	7	17	0	0
Z. Flemister	2	2	4	6	3	9	13	0	0
D. Thompson	7	4	11	0	0	0	11	0	1
K. Serwanga	1	1	2	7	1	8	10	0	0
D. Terrell	6	0	6	1	2	3	9	0	0
K. Lyle	3	1	4	3	2	5	9	0	0
K. Lockett	5	2	7	0	0	0	7	0	0
S. Shade	0	0	0	5	1	6	6	0	0
A. Pierce	2	0	2	1	1	2	4	0	1
E. Albright	0	0	0	1	3	4	4	0	0
D. Curry	2	1	3	1	0	1	4	1	0
C. McClellion	2	0	2	0	0	0	2	0	0
D.Green	1	0	1	0	0	0	1	0	0

# SHANE MATTHEWS

# 6

QB  
Height: 6-3  
Weight: 196  
Birthdate: 6-1-70  
Florida  
9th NFL Season



## Career Highlights:

- Ranks among Chicago's all-time leaders in lifetime quarterback rating (third), lifetime completion percentage (first) and lowest lifetime INT percentage (first).
- Established team record with 15 consecutive completed passes in win over New England (12/10/00).
- Approached 1,000-yard mark for the second time in his career despite playing in just six games in 2000.
- Led Chicago and established career-highs in attempts, completions, passing yards and TDs after starting seven of eight games in 1999.

**NFL Acquisition:** Signed as an undrafted free agent by Chicago on April 29, 1993.

**How Acquired:** Signed by Washington as an unrestricted free agent on April 29, 2002.

**2001 Season:** Matthews led the Bears in completion percentage (65.1%) and was 2nd in QB rating (72.3). He started the season opener at Balt (9/9), connecting on 24-of-39 pass attempts for 138 yards and 2 INTs. He was forced out of the game against Min (9/23) in the 2nd quarter due to a left intercostal muscle strain (ribs) after starting 5-of-9 for 33 yards. Matthews was inactive as the 3rd QB for Games 3 and 5; and was the backup QB for Games 8-16 but did not play. He was released on 10/13 to free up a roster space, but re-signed just three days later. Matthews was named NFC Offensive Player of the Week after leading the Bears to a comeback win vs SF (10/28) with three TD passes (25-of-31 for 166 yards) in relief of injured Jim Miller. He followed up the next week throwing for a career-high 357 yards on 30-of-50 passing vs Cleveland (11/4), overcoming three INTs with two TD passes in the final :28 seconds of regulation, including a last-second Hail Mary to James Allen, to force OT.

**Pro Career - 2000:** Matthews placed his name alongside the top QB in Chicago Bears history with strong performances in limited duty, pushing his career numbers among the team's all-time top three in QB rating (75.9), completion percentage (60.0%) and INT percentage (2.55). He played in six games, leading Chicago to a 3-2 record in five starts and threw for 964 yards on 102-of-178 passing. He compiled a QB rating of 115.0 while completing 80 percent of his passes in his final two starts, both Bears victories. Matthews was inactive as the team's 3rd QB for the first eight games of the season, but elevated to backup vs Indy (11/5) after an injury to Cade McNown. He saw his first action of the season at Buf (11/12), entering the game for an injured Jim Miller. The next week he led the Bears to a win vs TB (11/19) on 20-of-34 passing for 165 yards. He had a record-setting performance in his start vs NE (12/10) with 15 consecutive completions en route to 22-of-27 passing for season-high 239 yards, two TDs and a 128.2 QB rating. **1999:** Matthews produced the best season of his NFL career while starting seven of eight games. He led the Bears with career-highs of 275 attempts, 167 completions, 1,645 passing yards and 10 passing TDs. He finished ranked ninth in the NFC with a passer rating of 80.6. Matthews opened the season as starting QB, compiling a 3-2 record before suffering an injury. In his first career start, he led Chicago to scores in each of his first three possessions vs KC (9/12) and finished the contest with 245 yards while completing a career-best 25-of-38 passes for two TDs. He established another career-high with 42 attempts vs Sea (9/19) and rallied the Bears from a 10-0 deficit by tossing two TD passes in the final two minutes for a 14-10 win vs NO (10/3), completing 25-of-39 for 224 yards and two TDs. Matthews guided the Bears to its first NFC road win in 11 tries by completing 19-of-28 passes for 184 yards and two TDs at Min (10/10). Matthews earned the starting nod vs GB (12/5), hitting 20-of-37 passes for 223 yards. He established a

## Matthews Career Statistics

Year	Team	Gms	GS	PASSING								RUSHING					
				Att	Cmp	Yds	Pct	Lg	TD	Int	Rate	Rush	Yds	Lg	TD		
1993	Chi	0	0	0	0	0	0	0	0	0	0	0	0	0	0	0	0
1994	Chi	0	0	0	0	0	0	0	0	0	0	0	0	0	0	0	0
1996	Chi	2	0	17	13	158	76.5	26	1	0	124.1	1	2	3	1		
1997	Car	0	0	0	0	0	0	0	0	0	0	0	0	0	0	0	0
1998	Car	0	0	0	0	0	0	0	0	0	0	0	0	0	0	0	0
1999	Chi	8	7	275	167	1,645	60.7	56	10	6	80.6	14	31	14	0		
2000	Chi	6	5	178	102	964	57.3	41	3	6	64.0	10	35	14	0		
2001	Chi	4	3	129	84	694	65.1	34	5	6	72.3	4	5	3	0		
<b>Career</b>		<b>20</b>	<b>15</b>	<b>599</b>	<b>366</b>	<b>3,461</b>	<b>61.1</b>	<b>56</b>	<b>19</b>	<b>18</b>	<b>75.1</b>	<b>29</b>	<b>73</b>	<b>14</b>	<b>1</b>		
<b>Playoffs</b>		<b>1</b>	<b>0</b>	<b>17</b>	<b>8</b>	<b>66</b>	<b>47.1</b>	<b>12</b>	<b>0</b>	<b>2</b>	<b>17.9</b>	<b>1</b>	<b>-1</b>	<b>-1</b>	<b>0</b>		

### CAREER SINGLE GAME HIGHS

**Completions:** 30 vs Clev, 11/4/01  
**Attempts:** 50 vs Clev, 11/4/01  
**Yards Passing:** 357 vs Clev, 11/4/01  
**Long Pass:** 56 vs GB, 12/5/99  
**Passing TDs:** 4, last vs NE, 12/10/00

**Rushes:** 4 vs. TB, 11/19/00  
**Long Rush:** 14, last vs. GB, 12/3/00  
**Rush yards:** 23, last vs. GB, 12/3/00  
**Rushing TDs:** 1 at TB, 12/22/96

career-high with 266 yards passing at StL (12/26), completing 23-of-39 passes for two TDs in the second half after replacing injured Cade McNown.

**1998:** Matthews served as Carolina's back-up QB for the final 12 games of the season, but did not see playing time. He was designated 3rd QB for first four games of season. **1997:** Matthews

served as back-up QB for the first two games of season before being waived (9/17). He re-signed with the Panthers (10/16) and served as 3rd QB for the remaining 11 games. He originally signed with the club as a free agent (8/24). **1996:**

Matthews appeared in his first two games of his NFL career. He was originally waived by the Bears in training camp, but later resigned prior to Week 7 and served as back-up for the next seven games. He saw his first NFL action vs StL (12/8), but did not attempt a pass. Matthews completed 13-of-17 passes for 158 yards and a TD in the 4th QTR at TB (12/22) and also ran for his only career TD. **1995:** Matthews was inactive for the first two games of the season before being waived by the Bears (9/15). **1994:** Matthews

was inactive for 14 games and both playoff games for Chicago. He was active vs Buf (10/2) and vs NO (10/9), but did not play. **1993:** Matthews was waived by the Bears after training camp, but signed to the practice squad (9/1). He was signed to Chicago's active roster (10/8) and served as 3rd QB for the remaining 12 games. Matthews was originally signed by Chicago as an undrafted free agent (4/29).

**College/Personal:** Matthews set 50 University of Florida records and 19 SEC marks in three years at QB. He finished his career with

9,287 yards passing on 1,202 attempts with 74 TDs. As the starting QB, he led the Gators to a 28-8 record, including 19-4 in the SEC and 18-0 at home. He also led Florida to SEC Championships in 1990 and 1991, earning SEC Player of the Year honors in each season and finishing fifth in Heisman Trophy balloting as a junior. Matthews was Mississippi Player of year as a senior at Pascagoula High. He was later named to the school's hall of fame. An avid golfer, Matthews won the 1997 CGA Chicago Golf Classic on the Celebrity Golf Association Tour. He and wife Stephanie have two children; daughter, Brooke, and son, Luke.



# KEVIN MITCHELL

# 55

LB

Height: 6-1

Weight: 257

Birthdate: 1-1-71

Syracuse

9th NFL Season



## Career Highlights:

- Posted career-high 82 tackles (69 solo), finishing third on the team in 2001.
- Compiled a career-high 14 tackles at NY Giants (10/7/01), and at Dallas (10/15/01).
- Finished second on Skins in 2000 in total special teams tackles (23) and solo special teams stops (16).
- Made first career INT vs. Ravens (10/15/00); picked off pass seven yards deep in end zone on second-and-goal from the one to prevent a TD.
- Posted one special teams tackle for 49ers in Super Bowl XXIX.

**NFL Acquisition:** Drafted by 49ers in second round of 1994 (53rd overall).

**How Acquired:** Signed as a free agent on Feb. 29, 2000.

**2001 Season:** Mitchell had the best season of his career, entering the season as the chosen starter at middle linebacker after beating out fellow linebacker Robert Jones for the spot. He started in all 13 games he played, before his season was ended by a high ankle sprain. He got off to a solid start, recording 10 tackles (8 solo) and his first career forced fumble in Week 1 at San Diego (9/9). He made 25 tackles over the next three games, at GB (9/24), vs. KC (9/30) and at NYG (10/7). In Week 5 at Dallas, he again made ten tackles with nine solos. The next week at Carolina he made his first sack of the season when he sacked quarterback Chris Weinke for an eight-yard loss. He picked up another sack in Week 10 at Denver (11/18) and led the team with nine tackles, all solo. In Philadelphia (11/25), he led a defensive charge that stopped running back Correll Buckhalter on a key fourth-down conversion attempt in the Skins' 13-3 victory over the Eagles. He went down with an ankle injury in Week 14 vs. Philadelphia and never returned to the lineup. He was inactive the next week vs. Chicago and was placed on injured reserve

(12/26/01). Mitchell finished the season third on the team in tackles with a career-high 82 (69 solo), despite his season ending early.

**Pro Career - 2000:** Mitchell was key for the Skins on special teams. He played in 16 games and participated on all special teams units, finishing second on the team in total special teams tackles (23) and solo special teams stops (16). He also saw time at LB, recording five tackles (three solo), one sack, one INT and one pass defended. He made two huge plays on defense; an important goal line tackle that prevented a TD in Week 2 at Detroit and an interception vs. Baltimore in Week 7 that was pivotal in the Skins' 10-3 victory. The Ravens had second-and-goal on the one with :10 left in the first half, when Mitchell picked off QB Tony Banks' pass seven yards into the end zone. He took a knee for a touchback, marking his first career INT. He also sacked Carolina QB Steve Beuerlein for a seven-yard loss in the season-opener. **1999:** Mitchell played in 16 games for the Saints with one start at MLB. He made 14 tackles with one assist and one pass defended. He was second on the team with twelve special teams tackles. He tied his career-high with nine solo tackles vs. TB (11/7). He made three solo stops in his only start at Jacksonville (11/21). He made four special teams tackles at the Ravens (12/19). **1998:** Mitchell played in only eight games but started each one for a career-high. He was inactive for the other eight games. He posted a career-high 56 tackles (31 solo) overall, including 2.5 sacks for 9.5 yards lost. He forced two fumbles and defended one pass. He recorded double-digit tackles three times, including a career-best eleven (six solo) vs. SF (10/11). He had a career-best seven solo tackles as part of ten total tackles vs. TB (10/25). He also posted 10 tackles (five solo) at Indianapolis (9/27). He missed games 4, 9-12 and 14-16. **1997:** Mitchell played in 16 games for SF, registering 40 tackles. He made 29 special teams tackles (20 solo) and forced a fumble at the Rams (9/7). He posted a season-high six tackles vs. Atlanta (9/21), including two

on special teams. He had two special teams tackles in an NFC Divisional Playoff game vs. the Vikings (1/3/98) and one vs. GB (1/11/98).

**1996:** Mitchell played in twelve games and started three. He posted 31 tackles, one sack and one pass defended, plus eight special teams tackles. He missed four games with a right hip injury. He made his first career start vs. the Saints (9/1) and had four tackles and a pass defended. He posted a career-high nine tackles (six solo) and his first career sack vs. the Ravens (11/17). In his second career start, he made five tackles and recovered a fumble vs. the Rams (9/8). He set up a first-quarter TD with a forced fumble at the Steelers (12/15). He played in both NFC playoff games. **1995:** Mitchell played in 15 games and was second on the team with 12 special teams tackles. He added 15 stops on defense. He made three special teams tackles in the home opener vs. Atlanta (9/10). He logged a season-high 24 plays from scrimmage at MLB and recorded two solo tackles and a pass defended at the Rams (10/22). Playing LB, he made two solo tackles at Miami (11/20). He had a

special teams tackle in an NFC Divisional Playoff game vs. GB (1/6/96). **1994:** Mitchell played in 16 games and posted 22 total tackles. He made a team-high 16 special teams stops and three special teams hits at the Skins (11/6). He made two tackles and defended a pass vs. Atlanta (12/4). He contributed three solo tackles and one special teams stop in Divisional Playoff vs. Chicago (1/7). He made a special teams stop against SD in Super Bowl XXIX (1/29/95).

**College/Personal:** Mitchell started every game of his career at Syracuse (48), earning Honorable Mention All-America and First-Team All-Big East honors as a junior and senior. He received Second-Team honors his first two years. He finished his career ranked third in school history with 21 sacks. He played NG and MLB and earned a sociology degree. Mitchell attended Harrisburg High (PA) and was an all-state offensive guard and second-team LB. He also lettered in basketball. Mitchell and his wife, Denise, split their time between Harrisburg, PA and Ashburn, VA.

## Mitchell Career Statistics

Year	Team	Gms	GS	Tkls	Solo	Sacks	Yds	PD	FF	FR
1994	SF	16	0	22	19	0	0	1	0	0
1995	SF	15	0	15	12	0	0	1	0	0
1996	SF	12	3	31	24	1	9	1	0	1
1997	SF	16	0	40	24	0	0	3	0	0
1998	NO	8	8	56	31	2.5	9.5	1	0	0
1999	NO	16	1	15	14	0	0	1	0	0
2000	Was	16	0	5	3	1	7	1	0	0
2001	Was	13	13	82	69	2	8	0	1	0
<b>Career</b>		<b>112</b>	<b>25</b>	<b>266</b>	<b>196</b>	<b>6.5</b>	<b>33.5</b>	<b>9</b>	<b>1</b>	<b>1</b>
<b>Playoffs</b>		<b>8</b>	<b>0</b>	<b>6</b>	<b>6</b>	<b>0</b>	<b>0</b>	<b>0</b>	<b>0</b>	<b>0</b>

### CAREER SINGLE GAME HIGHS

**Tackles:** 14 (twice), last vs. Dal, 10/15/01

**Solos:** 11 at NY Giants, 10/7/01

**Sacks:** 1, last at Den, 11/18/01

**Season High Starts:** 13, 2001



# LARRY MOORE

# 50

OL  
Height: 6-2  
Weight: 302  
Birthdate: 6-1-75  
BYU  
6th NFL Season



## Career Highlights:

- Started in all 16 games at right guard in 2000 for Indianapolis, after playing center in 1999.
- Was a part of the offensive unit that tied for the lowest amount of sacks allowed in the NFL in 2000 (20).

**NFL Acquisition:** Signed as a free agent by the Seattle Seahawks on April 27, 1997.

**How Acquired:** Signed as a free agent on March 13, 2002.

**2001 Season:** Played in all 16 games in Indy, while starting in 11 at right guard. He paved the way for running back Edgerrin James who rushed for 135 yards and two touchdowns at NY Jets (9/9). Moore protected Colts quarterback Peyton Manning when he passed for a season-high 421 yards and four touchdowns vs. Buffalo (9/23). He led the way for rookie running back Dominic Rhodes' 100-yard rushing performance on 34 carries in his first career start at Buffalo (11/4). Moore started at guard during James' highest output of the season, 143 yards on 30 carries vs. New England (10/22).

**Pro Career: 2000:** Started all 16 games during the regular season and one playoff game at right guard for Indianapolis converting from center in the previous season. Moore was part of an offensive line that tied with the New York Jets for the lowest amount of sacks allowed in 2000 with 20. In addition to the lowest amount of sacks in the NFL, he led the way for running back Edgerrin James second straight rushing title. James rushed for nine 100-plus yard games and quarterback Peyton Manning passed for a career high 4,413 yards behind Moore. **1999:** Moore started all 16 games at the center position marking his first season in the NFL as a full time starter. The offensive unit allowed an NFL best and franchise low of 14 sacks besting the previous NFL season mark of 19 in 1998. Moore anchored an offensive line that allowed rookie

running back Edgerrin James to become the 13th running back in NFL history to win a rushing title as a rookie. **1998:** Moore played in six games and started five at right guard. He helped the Colts accumulate 540 net yards at Baltimore (11/29). As the starting right guard Moore led the way for a 128-yard and two touchdown rushing performance by the Colts offense vs. Cincinnati (12/13). **1997:** Moore spent Week one on the Redskins practice squad and Week 8-16 on the Seattle practice squad.

**College/Personal:** Moore was a two-year starter at BYU earning first team All-WAC honors as a junior and senior. He played guard his junior season and center during his senior campaign. He majored in business management at Brigham Young earning Scholar-Leader honors from the National Football Foundation. A native of San Diego, CA, Moore attended Monte Vista High School in Spring Valley, CA.



# IFEANYI OHALETE

# 26

DB  
Height: 6-2  
Weight: 220  
Birthdate: 5-22-79  
USC  
2nd NFL Season



### Career Highlights:

- Played in first NFL game at San Diego (9/9/01) and made his first career fumble recovery on special teams.
- He made his first career interception when he grabbed a Kerry Collins pass at NYG (10/7/01).
- Received the game ball vs. Carolina (10/21/01) for his outstanding special teams play.

**How Acquired:** Signed as undrafted free agent on April 22, 2001.

**2001 Season:** Ohalete played primarily on special teams in all 16 games in 2001. He recorded his first career forced fumble on special teams in Week 1 at San Diego (9/9). He recorded two tackles on special teams the next week at Green Bay (9/24). His first career interception came in Week 4 at NYG (10/7), when he picked off quarterback Kerry Collins. He was

rewarded with a game ball vs. Carolina (10/21) for his outstanding special teams play. Ohalete finished the season with nine special teams tackles, one interception and a fumble recovery.

**College/Personal:** Ohalete finished his career at USC with 168 tackles (eight for a loss of 21 yards), and 27 deflections, including one blocked punt, three fumble recoveries, and five interceptions. As a senior, he started the first five games of the USC schedule before learning he had a season-ending stress fracture in his right ankle. He started all twelve games as a junior, ranking third on the team with 84 tackles, tied for first in the Pac-10 in both forced fumbles (five) and fumbles recovered (three), and tied for second in pass deflections (15). He played in all 24 games as a freshman and sophomore recording 55 tackles, nine deflections and three interceptions. He attended Los Alamitos High School and is a native Los Alamitos, CA. He majored in business administration at USC.

# ANTONIO PIERCE

# 58

LB  
Height: 6-1  
Weight: 237  
Birthdate: 10-26-78  
Arizona  
2nd NFL Season



### Career Highlights:

- Made his first career start vs. KC (9/30/01) and made a single-game high eight tackles.
- Made his first career sack at New Orleans (12/30/01).
- Picked off quarterback Jake Plummer for his first career interception vs. Arizona (1/6/02).

**How Acquired:** Signed as undrafted free agent on April 22, 2001.

**2001 Season:** Pierce was signed as an undrafted free agent and made an immediate impression on coaches. He played in all 16 games and started eight. He played in a reserve

role in the first two games of the season and recorded five tackles at Green Bay (9/24). He made his first career start at strong side linebacker in Week 3 vs. Kansas City (9/30) while LaVar Arrington was out nursing a knee injury. He finished the game second on the team in tackles with eight (seven solo). The next week, he started at outside linebacker for Shawn Barber, whose season was ended by a knee ligament injury. He recorded five tackles and fumble recovery. He made seven stops at Dallas (10/15). In Week 8, Pierce returned to a reserve role and remained there for the next six games. He was promoted back into the starting lineup at outside linebacker in Week 15 vs. Chicago (12/23), when Kevin Mitchell's season was cut short by a high ankle sprain. On his first day back, he recorded three tackles, one pass deflection and his first career forced fumble. The next week at New Orleans (12/30), he sacked quarterback Aaron Brooks and made six tackles and another pass deflection. In the season finale vs. Arizona (1/6), he picked off Jake Plummer for his first career interception. The pick set up the score that sealed the Redskins 20-17 win over the Cardinals. He finished his rookie season with

49 tackles (43 solo), one sack, one interception, one forced fumble and a fumble recovery.

**College/Personal:** At Arizona, played all eleven games at linebacker, recording 77 tackles (10 for a loss of 22 yards), three sacks, one interception, two forced fumbles and one blocked kick as a senior. Played at Mount San Antonio College in Walnut, CA before being recruited by Arizona. A native of Ontario, CA, he attended Paramount High School. Pierce majored in communications at Arizona. He and his wife, Genevieve, have three children: Anthony, De'Andre and Jay'la.

## Pierce Career Statistics

Year	Gms	GS	Tkls	Solo	Sacks	Int	PD	FF	FR
2001	16	8	49	43	1	1	4	1	1

### CAREER SINGLE GAME HIGHS

**Tackles:** 7, last vs. ARI (1/6/01)  
**Interceptions:** 1 vs. ARI (1/6/01)  
**Season High Games:** 16 (2001)  
**Season High Starts:** 8 (2001)

# CARL POWELL

# 72

DT  
 Height: 6-2  
 Weight: 273  
 Birthdate: 1-4-74  
 Louisville  
 4th NFL Season



### Career Highlights:

- Played in his first NFL game vs. Baltimore on September 9, 2001.
- Posted a career-high four tackles vs. Detroit on December 12, 2001.

**NFL Acquisition:** Fifth-round draft selection (156th overall) by the Indianapolis Colts in the 1997 NFL Draft.

**How Acquired:** Signed as a free agent by the Redskins in 2002.

**2001 Season:** Powell played in all 16 games in the 2001 season for the Chicago Bears as a reserve defensive tackle, racking up 15 tackles. He made his NFL debut at Baltimore (9/9), playing defensive end and special teams. He

compiled three tackles and one for a loss vs. Minnesota (9/23). Powell posted a career-high four tackles vs. Detroit (12/12) and recorded a tackle for a loss against Tampa Bay (12/16). He made two tackles in a 20-15 victory over Washington (12/23).

**Pro Career - 2000:** He spent time on the Baltimore Ravens active roster playing under current Redskins assistant head coach/defensive coordinator Marvin Lewis, but Powell did not appear in any games. **1999:** Powell sat out the entire season as a free agent. **1998:** Spent time on the Indianapolis Colts active roster but did not play, and eventually was released (10/13). **1997:** Again he was on the Colts active roster but did not appear in any of the regular season games.

**College/Personal:** Powell was named first team All-Conference USA as a senior defensive end compiling 85 tackles, including a team high 11 sacks while starting in all 11 games at defensive end for Louisville. He started 10 games as a junior, making 44 tackles and six sacks which ranked second on the team. Powell transferred from Grand Rapids (MI) Community College where he totaled 111 tackles, three interceptions and seven sacks as sophomore. He is a native of Detroit, MI where he played in the Michigan High School All-Star game as a junior.

## Powell Career Statistics

Year	Gms	GS	Tkls	Solo	Sacks	Yrds	FF	FR
2001	16	0	15	5	0	0	0	0
Playoffs	1	0	0	0	0	0	0	0

### CAREER SINGLE GAME HIGHS

Tackles: 4 vs. Det, 12/12/01  
Season High Games: 16, 2001

# WALTER RASBY

# 86

TE

Height: 6-3  
Weight: 252  
Birthdate: 9-7-72  
Wake Forest  
9th NFL Season



### Career Highlights:

- Caught ten passes for a career-high 128 yards and two touchdowns in 2001.
- Posted three receptions for a career-high 45 yards and a career-long, 27-yard reception vs. Arizona (1/6/02).
- Made career-high 15 receptions for 119 yards with Detroit in 1998.

**NFL Acquisition:** Signed by Pittsburgh as a free agent on April 29, 1994.

**How Acquired:** Signed as a free agent on April 10, 2001.

**2001 Season:** Rasby was a big contributor for the Redskins last season, blocking and receiving. He started in 11 of 16 games played. He began the season playing in a reserve role, but was promoted to the starting lineup in Week 6 vs. Carolina after starting tight end Stephen Alexander went down with a high ankle sprain the week before in Dallas. Rasby made key blocks and recorded his first catch as a Redskin in that game (10/21). He earned the game ball after he posted two receptions for 22 yards and scored his first touchdown of the season in Washington's 27-14 win over Seattle (11/4). He made two receptions for 32 yards, with a long of 22 yards and a season-high average of 16.0 yards in Week 14 vs. Philadelphia (12/16). Rasby played his

best game in the season finale vs. Arizona (1/6) and earned his second game ball of the season. He posted three receptions for a career-high 45 yards, with a career-long 27 yards and a touchdown. He finished the season with ten catches for a career-high 128 yards and two touchdowns. His average of 12.8 yards per catch was also a personal season best.

**Pro Career - 2000:** Rasby excelled as a blocker and started eight games in 2000, mostly in two TE sets. He caught ten passes for 78 yards with one TD. He had his best performance at the NYG (11/23), when he started for the second straight game and scored the Lions first TD on Charlie Batch's five-yard toss. Rasby totaled two catches for 17 yards in the game. He started at Atlanta (11/12) for regular starter David Sloan, who was inactive with a hamstring injury, and made a season-long 17-yard catch, which matched his career-long. **1999:** Rasby returned to the backup role the Lions originally signed him to fill. He started six games as part of two TE sets and was used mostly as a reserve in short yardage and goal line situations. He caught three passes for 19 yards and a TD overall. He caught his first pass at KC (9/26), a three-yard TD reception, and made a season-high two catches for 16 yards vs. Chicago (11/25). **1998:** After signing with the Lions as an unrestricted free agent on 4/13, Rasby started all 16 games,

posting career-highs of 15 catches and 119 receiving yards with a TD after catching only six passes in his first four seasons. He remained the starter in the second half of the season despite projected starter David Sloan's return from the "physically-unable-to-perform" list in midseason. Once Sloan returned, he was used more as a blocker than receiver. Rasby posted a team- and career-high five catches for 39 yards at Chicago (10/4) and team-high four catches for 34 yards vs. Atlanta (12/20). He caught his first career TD pass at TB (11/22) on a 3-yard, play-action toss.

**1997:** In his last season with Carolina, Rasby backed up Pro Bowl TE Wesley Walls, and also played on special teams. He played in the first 14 games and started two when the Panthers opened in a two TE set. He made his only catch of the season for one yard at Dallas (12/8) and then left the game with a sprained knee. He went on IR two days later. **1996:** Rasby played in all 16 regular-season games with one start. He also played in both playoff games. He was a big part of the Panthers improved ground game in which backs topped the 100-yard mark in 10 of 16 regular-season games. His only start was at Jacksonville (9/29). **1995:** Rasby signed with Carolina as a free agent on Oct. 17 after the Steelers released him in training camp. He played in nine games with two starts, catching five passes for 47 yards plus a two-point conversion. He made his first NFL start at New Orleans (11/26), catching one pass for nine yards and the first two-point conversion in Panthers history. He also started vs. Indianapolis (12/3), making one

catch for eleven yards. **1994:** After signing with Pittsburgh as an undrafted free agent, Rasby made the team in training camp. He played on special teams in two games and was inactive for the other 14 games. He made a special teams tackle vs. Miami (11/20) in his first pro action. He also played in the regular-season finale at SD (12/24).

**College/Personal:** Rasby led Wake Forest in catches as a senior with 32 for 247 yards. He totaled only six catches for 90 yards in his previous three years as a reserve. As a senior in 1993, he received the team's annual Bill George Award as the Demon Deacons top lineman. He majored in speech communications. A two-sport athlete at Washington (N.C.) High, he was named to the Charlotte Observer's Top 25 list as a prep senior. He also played forward on the basketball team. Rasby participated in the Redskins Pentagon relief efforts, after the September 11th attacks, visiting rescue workers at the Pentagon, the burn victims at Washington hospital Center and fundraising throughout the season for the Redskins Relief Fund, benefitting the families of victims. He also participates in the Redskins' United Way activities. His wife's name is Courtney.

### CAREER SINGLE GAME HIGHS

**Receptions:** 5 at Chi, 10/4/98

**Yards:** 45 vs. Ariz, 1/6/02

**Long:** 27 vs. Ariz, 1/6/02

## Rasby Career Statistics

Year	Team	Gms	GS	Rec	Yds	Avg	Lg	TD
1994	Pit	2	0	0	0	0	0	0
1995	Car	9	2	5	47	9.4	15	0
1996	Car	16	1	0	0	0	0	0
1997	Car	14	2	1	1	1	1	0
1998	Det	16	16	15	119	7.9	17	1
1999	Det	16	5	3	19	6.3	13	1
2000	Det	16	8	10	78	7.8	17	1
2001	Was	16	11	10	128	12.8	27	2
<b>Career</b>		<b>105</b>	<b>45</b>	<b>44</b>	<b>392</b>	<b>8.9</b>	<b>27</b>	<b>5</b>
<b>Playoffs</b>		<b>3</b>	<b>0</b>	<b>0</b>	<b>0</b>	<b>0</b>	<b>0</b>	<b>0</b>



## Redskins Alumni...

Breaking down the Redskins roster going into 2002 training camp, 62 colleges are represented by longtime vets and young, new rookies looking to make their way onto the active roster come September.

Leading the way: the Florida Gators with 7 players. Penn State follows with 4, and four schools boast 3 Redskins among their alums: Appalachian State, Louisville, Miami and Tennessee.

# SAGE ROSENFELS

# 18

QB  
Height: 6-4  
Weight: 216  
Birthdate: 3-6-78  
Iowa State  
2nd NFL Season



## Career Highlights:

- Led the team during the 2001 pre-season with 25 completions for 230 yards.
- Back-up quarterback for two games in 2001, but did not play.

**How Acquired:** Drafted by the Redskins in the 4th Round (109th overall) in 2001.

**2001 Season:** Did not see any game action in 2001. He spent most of the season listed as 3rd quarterback. He was promoted to back-up quarterback in Weeks 3 and 4 vs. Kansas City (9/30) and at NYG (10/7) but did not play.

**College/Personal:** In 2000, Rosenfels had his most prolific season as a senior at ISU, completing 172 of 333 passes for 2,298 yards, all career-highs, with a 51.7 completion percentage, eight TDs and twelve INTs. His yardage total is third on the all-time ISU single-season list behind Todd Bandhauer (2,524 in 1997) and David Archer (2,639 in 1983). He also rushed for 10 TDs, the most by a Cyclones QB since Dave Hoppmann's eleven in 1962, and a career-high 381 yards on 78 carries (4.9 avg.). He led ISU to its first Bowl appearance, the Insight.com Bowl, since 1978, and its first-ever post-season win.



Rosenfels inherited ISU's full-time QB duties his junior year and completed 127 of 235 passes (54% completion percentage) for 1,781 yards and a career-high ten TDs. He also rushed 80 times for 225 yards and four TDs (2.8 avg.). His sophomore year, Rosenfels played three games at QB. He completed his first pass of the season against Ball State, a 42-yard TD. It was his first career TD throw. Rosenfels saw limited action as a redshirt freshman, completing four of 10 passes for 40 yards with two INTs. Rosenfels redshirted as a freshman but was named the Cyclones Outstanding Offensive Scout Team Player of the Year. Rosenfels excelled in academics at ISU, where he majored in marketing. He was named to the Big 12 Commissioner's Academic Honor Roll four semesters. He earned 2000 first-team academic All-Big 12 and 1999 second-team academic All-Big 12 honors, and was honorable mention academic All-Big 12 in 1997. He served as vice president of the Future Business Leaders of America. At Maquoketa (Iowa) High School, he completed 76 of 148 passes for 1,122 yards and ten TDs as a senior. As a kicker, he converted 20 of 23 PATs and averaged 36 yards punting. He finished with 2,126 passing yards and 20 TDs overall. He earned three letters in basketball, three in baseball and four in tennis. He was seeded No. 1 in tennis and compiled a 40-6 record. On the basketball court, Rosenfels averaged 20 points, twelve rebounds and seven assists and posted eight triple-doubles. In track, he qualified for the 4x200m and 4x400m state relays as a senior. He was in the National Honor Society in high school, and was on the honor roll eight semesters. Rosenfels and his wife, Maria, have a son, Peyton. He is one of the team's most active community leaders. He participates in the Washington Redskins Leadership Council's signature programs, including Redskins Read and Redskins All-Stars. He assists teammate Eddie Mason in his annual Thanksgiving outreach program, and has attended numerous charity fundraisers and events, including Rally Round the Redskins for Ronald McDonald Charities and MS Sports Night, benefitting that National Multiple Sclerosis Society.

# CHRIS SAMUELS

# 60

OT  
Height: 6-5  
Weight: 303  
Birthdate: 7-28-77  
Alabama  
3rd NFL Season



## Career Highlights:

- Named a starter on the 2002 NFC Pro Bowl team.
- Earned game balls, along with the rest of the offensive line, in Weeks 8 and 16, vs. Seattle (11/4/01) and at New Orleans (12/30/01).
- Started all 32 games for the Redskins in 2000 and 2001, one of only two players on offense to do so.
- Named Co-Offensive Rookie of the Month for October along with Miami tackle Todd Wade (2000).

**How Acquired:** Drafted by Washington in 1st Round of 2000 (3rd overall).

**2001 Season:** Samuels was voted to the NFC Pro Bowl after an outstanding sophomore season. He started all 16 games in 2001 and showed great leadership on and off the playing field. He earned the game ball, along with the rest of the offensive line, for making way for the offense to rush for a season-high 226 yards in Redskins 27-14 win over Seattle (11/4). He was featured in the December 3, 2001 issue of *Sports Illustrated* along with running back Stephen Davis after becoming the first team in NFL history to lose its first five games, then go on to win its next five games. Samuels had gone 13 weeks without allowing a sack, until Philadelphia DE Hugh Douglas beat him for a sack in Week 14 (12/16). He and the unit earned another game ball for their outstanding play in Week 16 after the Redskins beat the Saints 40-10. Samuels' blocking helped running back Stephen Davis eclipse the team record with 1,432 yards rushing, third in the NFL and first in the NFC.

**Pro Career - 2000:** Samuels earned the starting LT spot in training camp and never relinquished it. He was one of only four players on offense to start every game, joining RT Jon Jansen, C Mark Fischer and TE Stephen Alexander. Samuels was a solid contributor from the start and improved as the season progressed.

He went the first five games without allowing a sack before Eagles Pro Bowl DE Hugh Douglas overpowered him for a sack in Week 6. Samuels shut Douglas out in the rematch in Week 12. Samuels won co-Offensive Rookie of the Month for October with Dolphins tackle Todd Wade. He missed the last three quarters in the season-finale vs. Arizona with a neck injury. Samuels also showed some speed as he and guard Tre Johnson chased down Lions DT Kelvin Pritchett after an INT and tackled him at the goal line to prevent a TD in Week 2.

**College/Personal:** Samuels ended his celebrated career at Alabama by winning the Outland Trophy as college football's top lineman after his 1999 senior season. He was also a semifinalist for the Lombardi Award and a First-Team All-American. He was named First-Team All-SEC by coaches, *AP*, *the Birmingham News* and *the Mobile Press Register*. He won the Jacobs Award as the SEC's most outstanding blocker. Samuels started 42 straight games, from early in his 1996 freshman season until his last regular-season game as a senior, without yielding a sack. (He had arthroscopic surgery on his right knee as a senior and missed the Orange Bowl, Senior Bowl and NFL Scouting Combine.) He didn't allow a QB pressure in 1999 and had 91 knockdown blocks. He played nearly every offensive snap during the regular season and opened many holes for Shaun Alexander, who gained 1,383 yards rushing. As a junior, Samuels was *Birmingham News* First-Team All-SEC and an SEC Second-Teamer. He started all eleven games and played in every offensive snap except one. The coaches named him Second-Team All-SEC, an honor he also got as a sophomore. He made steady progress as a true freshman and started the last seven games in 1996. He played in 532 snaps, fourth on the team behind offensive linemen Pete DiMario (809), John Causey (771) and Laron White (641). He was a freshman All-SEC selection by the *Knoxville News*. He sat out the 1995 season as a redshirt freshman. Samuels majored in human performance at Alabama. He played offense and defense at John Shaw High

School in Mobile, AL. He injured his neck late in his senior season and saw limited playing time. He still graded 90 percent or better in every game. He helped Shaw to an 8-3 record and a spot in the state playoffs. Samuels enjoys fishing, swimming and playing basketball. His brother, Lawrence, plays arena football for the New Jersey Red Dogs. Samuels was particularly active last season in the Redskins relief efforts after the September 11th attack at the Pentagon, visiting the victims at Washington Hospital Center and fundraising throughout the season on behalf of the Redskins Relief Fund, benefitting victims

and their families. He was also the Redskins United Way spokesman in 2001, as well as participating in numerous charity programs and events. Samuels lives in Ashburn, VA.



### Samuels Career Statistics

Year	Games	Games Started
2000	16	16
2001	16	16
Career	32	32

## KATO SERWANGA

# 22

CB  
Height: 6-0  
Weight: 201  
Birthdate: 7-23-76  
California  
4th NFL Season



### Career Highlights:

- Significant contributor on special teams for the Redskins in 2001, specifically defending against punts and kickoffs.
- Recorded a New England team-high 16 tackles, including his first career sack, vs. Buffalo (12/26/99).
- Seeing only limited playing time in a nickel-back role for most of the 1999 season, Serwanga still finished tied for second on the NE squad with three interceptions and second with 15 passes defended.

**NFL Acquisition:** Signed as a rookie free agent by the New England Patriots on April 24, 1998.

**How Acquired:** Signed by Washington as an unrestricted free agent on October 16, 2001.

**2001 Season:** Serwanga had his two best games of the season against the Arizona

Cardinals. At Arizona (12/9) he made significant contributions on special teams, recording three tackles and downing a punt at the one-yard line. In the second game against the Cardinals (1/6/02), he recorded two tackles on special teams, including an authoritative punt return stop of safety Kwamie Lassiter on the Arizona 5-yard line.

**Pro Career - 2000:** Serwanga played in 15 games as a reserve on defense and saw extensive playing time on special teams for New England. He finished the season with 23 defensive tackles (20 solos), including 2 sacks, 2 fumble recoveries, 1 forced fumble and 2 passes defended. He also recorded 9 tackles on special teams. Against Tampa Bay (9/3) he recovered a fumble on the opening kickoff, forced by Larry Whigham, which resulted in a Patriots field goal. Serwanga also contributed 1 special teams tackle when he dropped Karl Williams for no gain on a punt return as the Patriots limited him to 13 yards on 3 returns. He notched his second career sack

## Serwanga Career Statistics

Year	Team	Gms	GS	Tkls	Solo	Sacks	Yds	Int	Yds	PD	FF	FR
1999	NE	16	3	49	41	1	6	3	2	15	2	1
2000	NE	15	0	23	20	2	14	0	0	2	1	2
2001	Was	10	0	0	0	0	0	0	0	0	0	0
<b>Career</b>		<b>41</b>	<b>3</b>	<b>72</b>	<b>61</b>	<b>3</b>	<b>20</b>	<b>3</b>	<b>2</b>	<b>17</b>	<b>3</b>	<b>3</b>

against Denver when he dropped Brian Griese for a 4-yard loss in the Patriots 28-19 win against the Broncos. Sacked Charlie Batch against Detroit (11/23) for a 10-yard loss and forced and recovered a fumble which resulted in a Patriots field goal. Also recorded a season-high two special teams tackles. **1999:** Serwanga played in every game, starting the final three games of the regular season at left cornerback, after Ty Law was placed on injured reserve with a broken bone in his right hand. He was used primarily as a special teams player early in the season, but saw his role grow into a nickel back and eventually into a defensive starter. Serwanga finished the season with 49 tackles, including 41 solo stops and was tied for second on the team with three interceptions. His 15 passes defended were second only to Law's 19. He was also credited with two forced fumbles, and a fumble recovery and added five special teams tackles. Serwanga recovered his first career fumble against Cleveland (10/3), in a 19-7 victory over the Browns. He intercepted the first pass of his NFL career against Arizona (10/31) when he picked off a Dave Brown pass, one of two passes defended in the game. He finished with four tackles, including three assists. He concluded a spectacular month against Baltimore (1/2/00) with eight tackles against the Ravens and a third

quarter interception of Tony Banks in the end zone to end a scoring threat and preserve a 20-3 victory. It was his third interception of the year, only Lawyer Milloy (4) had more interceptions for the Patriots in 1999.

**College/Personal:** Serwanga was a two-year starter at the University of California, after transferring from Pacific in 1996. He recorded 75 tackles in two seasons at Cal and was credited with five interceptions and five forced fumbles. Combining his four-year collegiate totals, Serwanga played in 41 games, totaled 161 tackles, two sacks, 13 interceptions, 26 passes defended, seven forced fumbles and four fumble recovering. Serwanga was born in Kampala, Uganda. He moved to Sacramento, Calif. with his family when he was 4 years old. His identical twin, Wasswa, played with Kato at every level through their sophomore seasons in college. Wasswa also plays in the NFL, most recently with the Minnesota Vikings in 2001.

### CAREER SINGLE GAME HIGHS

**Tackles:** 16 vs. Buf, 12/26/99

**Solo:** 14 vs. Buf, 12/26/99

**Interceptions:** 1 vs. Bal, 1/2/00

**Sacks:** 1 at Det, 11/23/00

# SAM SHADE

# 29

S

Height: 6-0

Weight: 211

Birthdate: 6-14-73

Alabama

8th NFL Season



### Career Highlights:

- Finished first on Redskins in total tackles (143), solo stops (92) and assisted tackles (51) in 2000; team's leading tackler in seven games, tied for first twice.
- Recovered team-high four fumbles in 2000.
- Made season-high 15 tackles vs. TB (10/0/00) and vs. NYG (12/3/00).
- Collected team-highs of 166 tackles and 119 solos in 1999.
- Made career-high 17 tackles and 14 solos vs. NYJ (9/26/99).

- Sacked Detroit QB Gus Frerotte twice in Skins 27-13 playoff win (1/ 8/00).
- Scored first and only TD on 55-yard fumble return in 1998.
- Tallied career-high three INTs in 1998.

**NFL Acquisition:** Drafted by Cincinnati in 4th round of 1995 (102nd overall).

**How Acquired:** Signed as a free agent on Feb. 18, 1999.

**2001 Season:** Shade started 15 of 16 games played, playing a key role in the Redskins defensive success in 2001. He did not start in the season finale because the team started with three cornerbacks. He finished second on the team in tackles with 94 (69 solo). He posted eight tackles in Week 1 at San Diego (9/9) and nine tackles and one forced fumble the next week at Green Bay (9/24). He made his first interception of the season when he picked off NYG quarterback Kerry Collins (10/7). He also recorded six tackles and a pass deflection in that game. The next week at Dallas (10/15), he led the team with ten solo tackles. He made a key interception and returned it nine yards late in the fourth quarter vs. Seattle (11/4), ending the Seahawks hopes of a come back. The Redskins went on to win the game 27-14. In Week 11 at Philadelphia (11/25), he saw action on special teams and recorded a special teams tackle, as well as adding four additional tackles and one pass deflection. He led the team in tackles (7) in Week 16 at New Orleans (12/30) and made his first fumble recovery of the season.

**Pro Career - 2000:** Shade was instrumental in the Redskins defense placing 4th in the NFL and 1st in the NFC. The hard-hitting strong safety led the team in tackles (143) and solo stops (92) for the second straight year, and placed first in assisted tackles (51). He was the Skins No. 1 tackler in seven games and tied for first twice. He posted a team-high three fumble recoveries, two INTs, seven passes defensed and one sack for (-5) yards. He played on kickoff and punt coverage as well, recording six special teams tackles (three solo). He played in all 16 games and started 14. Shade led the Skins with eight tackles in Week 2 at Detroit. The next week vs. Dallas, he intercepted a third-quarter pass to help set up a one-yard TD run by Stephen Davis. He crafted big back-to-back games in Week 5 vs. TB and Week 6 at the Eagles. As the Skins defense held the Bucs to 255 yards, Shade led the team with a season-high 15 tackles. He also recovered a fourth-quarter fumble that led to Brad Johnson's eight-yard scoring pass to Larry Centers, giving the Skins a 17-7 lead in their 20-17 win. Shade made a team-high nine stops against the Eagles to accompany an INT and fumble recovery just

before halftime. He tied with FS Mark Carrier for a team-high nine tackles at the Jaguars in Week 8, when he made his only sack of the season and recovered a fourth-quarter fumble. Shade didn't start when the Skins opened in a dime package on defense in Week 11 at St. Louis but still made a team-high eleven tackles. He again led the team in Week 12 vs. the Eagles with ten tackles despite not starting. He tied his season-high with 15 tackles in Week 13 vs. NYG, another team-high. Shade collected a team-high twelve tackles in Week 15 at the Steelers and tied with LB Shawn Barber with a team-high six tackles in the season-finale vs. Arizona. **1999:** Shade led the Redskins with 166 tackles and 123 solo stops, both career-highs. He tied with FS Leomont Evans for second on the team with 43 assisted tackles. He had ten games of at least ten tackles and tallied ten passes defensed (third on the team), two INTs, one fumble recovery and 1.5 sacks. He had seven tackles (three solo) on special teams. He made at least ten tackles in three of the first four games. In Week 2 at NYG, he had 10 tackles and made a jarring hit on Giants TE Howard Cross. The next week vs. NYJ, he collected a career-high 17 tackles (14 solo). He made at least ten tackles in Weeks 6-9. In Week 7 vs. Chicago, he also threw three blocks on kickoff returns and two on punt returns. He earned a game ball for his effort in Week 10 vs. NYG, making seven tackles, one sack, one INT, one assisted tackle on kickoff coverage and one kickoff return block. He had 15 tackles (eleven solo) the next week at Philadelphia and 14 tackles (eight solo, two-for-loss) in Week 14 at Indianapolis, when he also recovered a fumble and caused an INT. Shade had a great all-around game on special teams against the Colts, tallying one solo tackle on kickoff coverage, one solo stop on punt coverage, two kickoff return blocks and one punt return block. He finished the regular season with a team-high 15 tackles (nine solo) vs. Miami. He then had seven tackles and sacked QB Gus Frerotte twice for losses of 17 yards in the Wild Card Playoff vs. Detroit and made four tackles in the Divisional Playoff at TB. **1998:** Shade started 15 games for Cincinnati and tied for second on the team in tackles (78 overall, 60 solo). He missed his only start in Game 5 vs. the Steelers, as Bengals coaches decided to start Myron Bell against his former team. On the year, Shade tallied six passes defensed, three INTs and two fumble recoveries. Against GB on 9/20, Shade intercepted a Brett Favre pass. He also recovered a fumble to help keep the Bengals close in a 13-6 loss. He made six tackles vs. the Steelers on 10/11 and earned a special teams game ball. He made a season-high ten tackles and added a sack vs. the Titans on 10/18. He intercepted QB John Elway in a 11/1 loss to Denver, as the Bengals nearly upset the eventual Super Bowl champs. He intercepted Vikings QB



## Shade Career Statistics

Year	Team	Gms	GS	Tkls	Solo	Sacks	Int	PD	FF	FR
1995	Cin	16	2	16	14	0	0	1	0	0
1996	Cin	12	0	5	4	0	0	0	0	0
1997	Cin	16	12	96	81	4	1	7	1	1
1998	Cin	16	14	78	60	1	3	6	0	2
1999	Was	16	16	166	123	1.5	2	10	0	1
2000	Was	16	14	143	92	1	2	7	0	4
2001	Was	16	15	94	69	0	2	6	1	1
<b>Career</b>		<b>108</b>	<b>73</b>	<b>588</b>	<b>436</b>	<b>7.5</b>	<b>10</b>	<b>37</b>	<b>2</b>	<b>9</b>
<b>Playoffs</b>		<b>2</b>	<b>2</b>	<b>9</b>	<b>6</b>	<b>2</b>	<b>1</b>	<b>0</b>	<b>1</b>	<b>0</b>

Jay Fiedler and returned it 32 yards for his third INT. His season highlight came vs. the Steelers on 12/20, when he returned a Kordell Stewart fumble 55 yards for a TD, the first of his career.

**1997:** In 12 games as the Bengals starting strong safety, Shade led the defense in tackles seven times. He won the game ball after making six solo tackles and sacking QB Steve McNair for a six-yard loss in a 12/4 game vs. the Titans. He won another game ball after posting three special teams tackles and a forced fumble on a kickoff return in a win over the Jaguars (11/23). He made a season-high eleven tackles (seven solo) vs. the Eagles (11/30). He also returned an INT 21 yards and had a season-high five special teams tackles. He led the team in tackles with ten in a 11/9 victory over the Colts and set up the game's first TD when he forced a Marshall Faulk fumble. He also added a sack. He played on all special teams coverage and return units despite assuming a starting role in the secondary. For the season, he had 96 tackles, seven passes defended, one forced fumble, one fumble recovery and one INT. He added 19 tackles and one forced fumble on special teams. **1996:** Shade played in twelve games mainly in goal line and multiple TE formations. He preserved a 21-14 Bengals victory on 12/8 vs. Baltimore, tackling Carwell Gardner for no gain on a fourth-and-goal from the one in the last minute. He made five

tackles on defense and ten special teams stops overall. **1995:** Shade played in all 16 games and started at strong safety in Weeks 7 and 16, making 16 tackles on defense and five special teams stops. He made nine tackles in his first start in a Bengals win at Pittsburgh.

**College/Personal:** Shade played in every game in four years at Alabama, where he majored in business. As a senior, he finished third on the Crimson Tide with 57 tackles. He also had four tackles-for-loss, three fumble recoveries and a 28-yard INT return. As a junior, he finished second on the team in tackles (73) and had five tackles-for-loss. A native of Birmingham, AL, Shade attended Wenonah HS, where he played football with former Redskins guard Joe Patton. In 2001, Shade participated in a number of Redskins events supporting the Pentagon relief efforts after the September 11th terrorist attacks, including visiting schools to talk to kids and helping fundraise throughout the season. He and his wife, Jacquetta, have two children, Justin and Jaila and live in Great Falls, VA.

### CAREER SINGLE GAME HIGHS

**Tackles:** 17 vs. NYJ, 9/26/99  
**Solos:** 14 vs. NYJ, 9/26/99  
**Ints:** 1 (28 times), last vs. Sea, 11/4/01  
**Sacks:** 2 vs. Det, 1/18/00

**TEAM PRIDE:** As of 2002, Washington Redskin Darrell Green is one of only 13 active players in professional sports currently playing with his original team for 15 years or more.

Player	Team	Pro Debut	Sport
Bruce Matthews	Tennessee Titans	9/4/83	Football
<b>Darrell Green</b>	<b>Washington Redskins</b>	<b>9/5/83</b>	<b>Football</b>
Ken Daneyko	New Jersey Devils	10/5/83	Hockey
Steve Yzerman	Detroit Red Wings	10/5/83	Hockey
John Stockton	Utah Jazz	1984	Basketball
Karl Malone	Utah Jazz	1985	Basketball
Barry Larkin	Cincinnati Reds	8/13/86	Baseball
Edgar Martinez	Seattle Mariners	9/12/87	Baseball
Tom Glavine	Atlanta Braves	8/17/87	Baseball
Reggie Miller	Indiana Pacers	1987	Basketball
Brian Leetch	New York Rangers	1987	Hockey
Tim Brown	Los Angeles/Oakland Raiders	1988	Football
John Smoltz	Atlanta Braves	7/23/88	Baseball
Craig Biggio	Houston Astros	6/26/88	Baseball

# BRUCE SMITH

# 78

DE

Height: 6-4

Weight: 265

Birthdate: 6-18-63

Virginia Tech

18th NFL Season



## Career Highlights:

- One of the most dominant defensive players in NFL history.
- Increased his career sack total to 186.0 with five sacks during the 2001 season; currently second all-time to Reggie White (198). All-time NFL playoff sack leader with 14.5.
- He has sacked 69 different quarterbacks in his career; adding Seahawks quarterbacks Matt Hasselback and Trent Dilfer, New Orleans QB Aaron Brooks and Dallas quarterback Quincy Carter to the list in 2001.
- Perennial All-Pro with trips to the Pro Bowl 11 of his 17 seasons and each year from 1992-98.
- Posted 10 sacks in 2000, setting NFL record for most double-digit sack seasons (13).
- Holds a second-place tie with Lawrence Taylor for most consecutive seasons with double-digit sacks (seven). Reggie White has nine and John Randle has eight.
- Has started 243 of a possible 247 games overall during his career.
- Sacked Carolina QB Steve Beuerlein for a 21-yard loss (9/3/00), a career-long for Smith.
- Won ninth Player of the Week Award, the most among active players, after 3.0-sack, one safety, five-tackle performance at St. Louis (11/20/00).
- Finalist for the 2000 Quarterback Club Redskins Player of the Year Award.
- Has recorded a sack against every NFL team except San Diego, Baltimore and Buffalo.
- Named NFL Defensive Player of the Year in 1990 and 1996.
- Collected career-highs of 120 tackles (1996), 54 QB pressures (1996), 19.0 sacks (1990) and four fumble recoveries (1985).

**NFL Acquisition:** Drafted by Buffalo in 1st Round of 1985 (first overall).

**How Acquired:** Signed as a free agent on Feb. 12, 2000.

**2001 Season:** Smith returned for his second season with the Redskins, leading the team with five sacks for 21.5 yards. He started all 14 of the games he played, missing two games due to injury. He started the season strong, recording five tackles in the season opener at San Diego (9/9) and four more the next week at Green Bay (9/24). He got his first sack of the season vs. Kansas City (9/30), when he and Dan Wilkinson brought down quarterback Trent Green for a one yard loss. Smith went down with a shoulder injury in the first quarter the next week at NYG (10/7) and was inactive for two games. He returned to action in Week 7 vs. NYG and recorded three tackles, a sack on quarterback Kerry Collins and one forced fumble in Washington's 35-21 win over NYG. In Week 8 vs. Seattle (11/4), he sacked the 66th and 67th quarterbacks of his career for one and a half sacks when he sacked Matt Hasselback and Trent Dilfer for a total loss of 12 yards. He also made three tackles and forced his second fumble of the season. Smith posted five tackles and sacked his 68th quarterback vs. Dallas (12/2), when he brought down Quincy Carter for a loss of seven yards. He made two tackles, another forced fumble, a fumble recovery and a pass deflection vs. Philadelphia (12/16) and recorded a season-high six tackles the next week vs. Chicago (12/23). He sacked Aaron Brooks for two yards in Week 16 at New Orleans (12/30) and made two tackles in the season finale vs. Arizona (1/6). Smith finished the season with 51 tackles (33 solo), five sacks, two pass deflections, two forced fumbles and two fumble recoveries.

**Pro Career - 2000:** Smith was an impact player in his first season in Washington and 16th overall. The pass rushing specialist tallied ten sacks, setting the league's all-time mark for most double-digit sack seasons (13). His sacks totaled 57 yards in losses for a defense rated No. 1 in the NFC and No. 4 in the NFL. He was a finalist for



The Quarterback Club Redskins Player of the Year Award along with Marco Coleman, Stephen Davis and Champ Bailey. Smith was sixth on the team with 68 tackles (43 solo) and recovered a team-high four forced fumbles. He started all 16 games, compiling 229 career starts in a possible 233 games. The DE recorded a sack on his first play for the Redskins in a pre-season contest vs. NE on 8/11. He then dominated in his regular-season debut vs. Carolina, tying Bailey for the team-high in tackles (eight). He also had 1.5 sacks, including one where he dumped QB Steve Beuerlein for a 21-yard loss, a career-long for Smith. He was involved in one of the Skins most bizarre plays of the season in Week 5 vs. TB. He stripped QB Shaun King of the ball around midfield, appearing to end the Bucs final drive with about three minutes to play and the Skins up, 17-7. But King picked up the ball and threw a 46-yard TD to WR Reidel Anthony. Smith forced another fumble when he sacked Eagles QB Donovan McNabb in Week 7. The next week, he tied his season-high for tackles with eight vs. Baltimore, propelling a Skins defense that held the Ravens to a season-low 199 yards. He saved perhaps his best performance for a Monday night game at defending Super Bowl-champion St. Louis in Week 11. He sacked Rams QB Trent Green three times, including one for a fourth-quarter safety that accounted for the final score in Washington's 33-20 win. He was named NFL Player of the Week for the ninth time, the most among active players. Smith had no sacks in Weeks 13-15, but he made the game's only sack in the season-finale vs. Arizona to reach ten and set the NFL record for most double-digit sack seasons. **1999:** Smith kept on track as Buffalo's defensive leader in his 15th season. He started all 16 games, posting 80 tackles, seven sacks, and 25 QB pressures. He and WR Andre Reed established a new Bills record by playing in their 15th seasons. Smith dominated the line of scrimmage vs. the Eagles (9/26), picking up his

first sack of the season, forcing a fumble and ending an Eagles drive into Bills territory. He finished with six tackles, two QB pressures, one sack and one forced fumble. He had another impressive effort vs. Miami (10/10) with nine tackles, one sack, one forced fumble and one QB pressure. He made five tackles vs. Pittsburgh (10/10), which the Bills defense held to just 48 yards rushing. He again made nine tackles vs. Oakland (10/17) and had two QB pressures. He helped shut down the Ravens offense and recorded two tackles, two QB pressures, three knockdowns and one tipped ball. He recovered a fumble at Washington (11/7), and his two sacks vs. Miami (11/14) marked his 48th career multi-sack performance and the first one since NE (11/13/98). He also tallied five tackles, two QB pressures and one forced fumble. He showed his All-Pro form in NE (12/26) with eight tackles (six solo) and one sack. In the Bills playoff loss to Tennessee he finished with nine tackles (seven solo) and 2.5 sacks to become the NFL's all-time playoff sack leader with 14.5. **1998:** Smith was named to the Pro Bowl for the eleventh time and seventh straight time. He had ten sacks for his twelfth double-digit sack season. It was also his seventh straight ten-plus sack season, putting him in a current second-place tie with Lawrence Taylor. He started 15 games, missing the season-opener at SD (9/6) with a knee injury. RB Thurman Thomas also missed the game, marking the first time neither player was in the Bills lineup since 10/18/87, a span of 170 regular-season games. Smith appeared in Week 2 at Miami (9/13), tying for the team lead with a season-high ten tackles. He earned AFC Defensive Player of the Week honors for the eighth time in his career due to a terrific Week 4 game vs. the 49ers: six tackles, six QB pressures, one sack and one forced fumble. He had a season-high two sacks in Week 10 vs. NE (11/15). He played in his 200th regular-season game in Week 15 vs. NYJ (12/19) and joined Andre Reed and Jim Ritches as the only Bills to play in more than 200 career games. He ended the regular season with a sack and fumble recovery in the season-finale at the Saints (12/16) and made his 19th career playoff appearance in a Wild Card game at Miami (1/2). **1997:** Smith started all 16 games and finished with an AFC-high 14.0 sacks that tied him for third in the NFL behind Minnesota's John Randle and the Giants Michael Strahan. Smith's sack total tied for the third-highest in his career. He earned his sixth straight Pro Bowl trip and 10th selection overall. He had four multiple-sack games to raise his career total to 45. He opened the season with two sacks vs. Minnesota (8/31), then had 1.5 at NYJ. He had a season-high ten tackles vs. Detroit (10/5) and combined with Phil Hansen on the game's pivotal play. They tackled RB Barry Sanders in the end zone for the game-winning safety with just over 2:00 left. He had a

season-high 2.5 sacks at Indianapolis (10/20) and was named AFC Player of the Week for the seventh time. He garnered AFC Player of the Month honors for October after notching 5.5 sacks, 33 tackles (28 solo) and nine QB pressures in four games. He received that honor for the sixth time. He made at least one sack in eight of the season's first nine games and had at least one sack in six straight games (Weeks 3-9). He sacked QB Dan Marino twice at Miami (11/17). **1996:** Smith had perhaps his best season, posting career-highs in tackles (120) and QB pressures (54). He was selected to a ninth Pro Bowl and was named NFL Defensive Player of the Year by *AP*, *UPI*, *Pro Football Weekly*, *Football Digest*, and *College and Pro Football Newsweekly*. He won the Mackey Award as the NFL's Defensive Lineman of the Year for the third straight season. He was named AFC Player of the Month for September and November and AFC Player of the Week for Week 11. He led the NFL with three blocked FGs (no other player had more than one) and led the AFC with 13.5 sacks. He made a key play when he hit Giants QB Dave Brown in OT and forced a fumble that Buffalo's Chris Spielman recovered to set up the game-winning FG (9/1). He had three sacks vs. NE (9/8), giving him 5.5 in the season's first two games. He blocked a FG in the fourth quarter at the Steelers (9/16) and blocked a 36-yard FG try late vs. Dallas (9/22). He moved into sole possession of second place on the NFL's all-time sack list with a sack in the fourth-quarter vs. Miami (10/13). At the Eagles (11/10), he sacked QB Ty Detmer on a fourth-and-goal from the three with 0:30 to play to help preserve the Bills win. He blocked his third FG at Indianapolis (12/1). He had his streak of consecutive games with a sack snapped at four at Seattle (12/8). He made a critical play in the third quarter of the Bills playoff-clinching victory over KC (12/22) when he sacked QB Steve Bono, forcing a fumble the Bills recovered. He had four solo tackles and one QB

pressure in an AFC Wild Card Playoff vs. Jacksonville (12/28). **1995:** Smith was named to his eighth Pro Bowl and was NFLPA Defensive Lineman of the Year. He led the Bills with 36 QB pressures and had his third 100-plus tackle season. He blocked his first career FG vs. Indianapolis (9/17). He made his first sack of the season at the Browns (10/2) and added a sack vs. Atlanta (11/12). He was the Miller Lite Player of the Game for his three-sack performance at SF (12/3). He had two sacks at the Rams (12/10), moving into third place on the NFL's all-time sack list. He had a team-high five QB pressures in the Wild Card Playoff vs. Miami (12/30). He was inactive for the Divisional Playoff (1/6) vs. the Steelers because of the flu and subsequent 104-degree temperature. **1994:** Smith was a unanimous First-Team All-Pro and was named to his seventh Pro Bowl. Perhaps his most distinguished honor was being named a finalist for Miller Lite "Player of the Year." He was AFC Defensive Player of the Month for September and AFC Defensive Player of the Week when he had four solo tackles, two sacks, six QB pressures, one forced fumble and one fumble recovery vs. the Chiefs (10/30). He led the Bills in forced fumbles (five) and finished third on the team with 92 tackles. He intercepted his second career pass at NE (9/11) and was credited with a half sack of QB Drew Bledsoe in the end zone that caused a fumble. The Bills recovered it for a score. He tied his personal best of four sacks at Houston (9/18). He was inactive for GB (11/20) due to a shoulder injury, marking his first absence from the lineup since 12/20/92. **1993:** Smith was again the NFL's best defensive player. He had 14 sacks, the league's second-best mark and No. 1 for the Bills. He won the George Halas Trophy as the Newspaper Enterprise Association's Defensive Player of the Year. He was named Defensive Player of the Year by *Pro Football Weekly*. He was voted to his sixth Pro Bowl but missed the game due to the birth of his first child. Smith led

### NFL TOP TEN ALL-TIME SACK LEADERS

Rank	Player	Team(s)	Career Sacks
1.	Reggie White	Philadelphia/Green Bay	198.0
2.	<b>BRUCE SMITH</b>	<b>Buffalo/Washington</b>	<b>186.0</b>
3.	Kevin Greene	Rams/Pittsburgh/Carolina/San Francisco	160.0
4.	Chris Doleman	Minnesota/Atlanta/San Francisco	150.5
5.	Richard Dent	Chicago/San Fran/Indy/Philadelphia	137.5
6/7.	Lawrence Taylor	NY Giants	132.5
6/7.	Leslie O'Neal	San Diego/St. Louis/Kansas City	132.5
8.	Rickey Jackson	New Orleans/San Francisco	128.0
9.	Derrick Thomas	Kansas City	126.5
10.	Clyde Simmons	Philadelphia	123.0

## DID YOU KNOW?

Bruce Smith is the only #1 overall draft pick selected to 10+ Pro Bowls.

the Bills in QB Pressures (24) and was third in tackles (108). He was AFC Defensive Player of the Week in Week 8 at NYJ and AFC Defensive Player of the Month for October. He recorded his first career INT at NYJ (10/24) on a diving grab that sealed the victory. He made his 100th career sack vs. Washington's Mark Rypien (11/1). His six-game consecutive sack streak ended at Pittsburgh (11/15), a streak that matched his own mark in 1986 and Phil Hansen's in 1992. He made two sacks vs. the Raiders (1/15) to become the NFL's all-time playoff sack leader with eleven, overtaking Richard Dent (10.5) and Charles Mann (10). He added another sack in the AFC Championship game vs. KC (1/23). He was the NFL's Postseason Defensive Player of the Week after the Raiders game. **1992:** Smith made his fifth trip to the Pro Bowl. He was the NFL Defensive Player of the Week for the AFC Championship game at Miami (1/17). He was nominated as the Bills recipient of the 1992 Ed Block Courage Award. He had eleven tackles (nine solo), three sacks and two QB pressures vs. Indianapolis (9/20). **1991:** In the most frustrating season of his career, Smith appeared in only five regular-season games. He was sidelined after the first week of training camp when his knee was scoped. He returned in Week 5 vs. Chicago (9/29). He was inactive the next week at KC (10/7) and went on IR (10/12). He was activated on 11/30 and appeared in only his second game vs. NYJ (12/1). He played in all three playoff games at less than 100 percent but was still effective. **1990:** Smith was arguably the NFL's most dominant defensive player. He was voted to his fourth Pro Bowl and was named Defensive Player of the Year by AP, UPI, Football News and Pro Football Weekly. He was Touchdown Magazine's Player of the Year, the NFL Alumni's Defensive Lineman of the Year and AFC Player of the Month (December). He was second in the NFL in sacks with a career-high 19.0, just one behind KC's Derrick Thomas. His 19.0 sacks set a Bills single-season record, breaking his own mark of 15 in 1986. He equaled Bills LB Cornelius Bennett's feat of being named AFC Defensive Player of the Week in consecutive games. Smith did it vs. the Colts (12/9) and NYG (12/15). He was second on the Bills tackle list (101). He completely dominated some games, such as at the Colts (12/9) when he sacked QB Jeff George four times. He made one of the biggest plays in Super Bowl XXV, sacking NYG QB Jeff Hostetler in the end zone for a second-quarter safety that gave the Bills a 12-3 lead. **1989:** Smith became the Bills all-time sack leader upon his 52nd sack.

He finished the season with 13.0. He broke the record vs. NYJ (10/22), when he made three sacks. He was a Pro Bowl starter for the third straight year. He finished fourth in team tackles (88, 66 solo) and made a half sack in the playoff game at Cleveland (1/6). **1988:** Smith had a fantastic season that ended with Pro Bowl honors for the second time. He was the UPI AFC Co-Defensive Player-of-the-Year. He tied for second in sacks in the AFC with San Diego's Lee Williams (eleven). He played in only twelve games because he missed the first four games after an NFL suspension. He was ninth on the team in tackles with 56 but first in sacks. He made two sacks vs. the Bengals (1/8) in the AFC title game, though he missed some of the game with an injury. **1987:** Smith earned his first trip to the Pro Bowl, where he was named MVP. He received multiple prestigious postseason distinctions, including the NFLPA Defensive Lineman of the Year. He led Buffalo with 78 tackles. His twelve sacks were the most by an AFC defensive lineman. He also had 17 QB pressures. He won AFC Defensive Player of the Week for his six-tackle, three-sack effort vs. the Colts (12/13), when he sacked QB Sean Salisbury in the end zone, causing a fumble which Smith recovered for his first NFL TD. He partially blocked a FG vs. the Raiders (12/6). He started the season with 13 tackles vs. NYJ (9/13). **1986:** Smith had 15 sacks, tying with SD's Lee Williams for second-most sacks in the AFC. His 63 tackles ranked seventh on the club. He was an AFC Pro Bowl alternate. He had at least one sack in all but three games. **1985:** The NFLPA voted Smith AFC Defensive Rookie of the Year. He was also named to the *Football Digest* All-Rookie team. He started 13 games and led the Bills in sacks (6.5). He also led the team in QB pressures (25).

**College/Personal:** Smith was the 1985 Outland Trophy winner and a consensus First-Team All-American as a senior at Virginia Tech. He became the No. 1 NFL prospect. He made 46 career sacks for the Hokies and 25 tackles behind the line. His overall tackle total was 180.



**REGULAR SEASON SACKS BY TEAM**

Team	Times Sacked
NY Jets	30.5
Indianapolis	25.0
New England	21.0
Miami	14.5
Houston/Tennessee	11.0
Denver	7.5
St. Louis Rams	10.0
Philadelphia	9.0
San Francisco	5.5
Cleveland	5.0
Kansas City	5.0
NY Giants	5.0
Oakland	4.5
Cincinnati	4.0
Minnesota	4.0
Seattle	4.0
Arizona	3.0
New Orleans	3.0
Atlanta	2.0
Jacksonville	2.0
Pittsburgh	2.0
Carolina	1.5
Chicago	1.5
Dallas	1.5
Tampa Bay	1.5
Detroit	1.0
Washington	1.0
Green Bay	0.5
<b>TOTAL</b>	<b>186.0</b>

Teams Smith does not have sacks against are:  
Baltimore, Buffalo, San Diego.

**REGULAR SEASON SACKS BY QUARTERBACK  
(69 DIFFERENT QB'S)**

Player	Sacks
Ken O'Brien, NY Jets	17.5
Drew Bledsoe, New England	12.5
Jeff George, Ind/Atl/Oak	9.5
Dan Marino, Miami	9.5
Jack Trudeau, Indianapolis	7.0
Tony Eason, New England	6.0
Warren Moon, Hou/Min	6.0
Steve Young, San Francisco	6.0
John Elway, Denver	5.5
Boomer Esiason, Con/NYJ/Ariz	4.5
Jim Harbaugh, Chi/Ind	4.5
Jim Everett, Rams/New Orleans	4.0
Bernie Kosar, Cle/Dal/Mia	4.0
Bucky Richardson, Houston	4.0
Randall Cunningham, Philadelphia	3.5
Trent Green, St. Louis/ K.C.	3.5
Neil O'Donnell, Pitt/NY Jets	3.5
Kerry Collins, Car/NO/NYG	3.0
Mark Rypien, Was/Cle/Rams	3.0
Vinny Testaverde, TB/Cle/Bal/NYJ	3.0

Player	Sacks
Browning Nagle, NY Jets	2.5
Bubby Brister, Pittsburgh	2.0
Dave Brown, NY Giants	2.0
Mark Brunell, Jax	2.0
Ty Detmer, GB/Philadelphia	2.0
Craig Erickson, TB/Ind/Mia	2.0
Doug Flutie, NE/Chi	2.0
Gary Hogeboom, Dal/Ind	2.0
Duane Huard, Mia	2.0
Brad Johnson, Minnesota	2.0
Tommy Kramer, Minnesota	2.0
Donovan McNabb, Philadelphia	2.0
Joe Montana, SF/KC	2.0
Shawn Moore, Den	2.0
Timm Rosenbach, Arizona	2.0
Kelly Stouffer, Seattle	2.0
Wade Wilson, Min/NO/Atl/Dal/Oak	2.0
Steve Beuerlein	1.5
Jay Schroeder, Was/Raiders	1.5
Steve Walsh, Dal/NO/Chi/Rams	1.5
Tony Banks, St.L	1.0
Todd Blackledge, Kansas City	1.0
Steve Bono, SF/KC	1.0
Arron Brooks, New Orleans	1.0
Scott Campbell, Pitt	1.0
Cody Carlson, Oilers	1.0
Quincy Carter, Dallas	1.0
Chris Chandler, Atlanta	1.0
Steve DeBerg, TB/SF/KC	1.0
Trent Dilfer, Seattle	1.0
John Fourcade, New Orleans	1.0
Steve Grogan, New England	1.0
Matt Hasselbeck, Seattle	1.0
Jeff Hostetler, NYG/Oak	1.0
Paul Justin, Indy	1.0
Bill Kenney, Kansas City	1.0
Ray Lucas, NYJ	1.0
Todd Marinovich, Raiders	1.0
Scott Mitchell, Detroit	1.0
Doug Pederson, Phil	1.0
Jake Plummer, Arizona	1.0
Tom Ramsey, Ind	1.0
Frank Reich, Car/NYJ	1.0
Sean Salisbury, Minnesota	1.0
Phil Simms, NY Giants	1.0
Erik Wilhelm, Cincinnati	1.0
Jeff Blake, Cincinnati	0.5
Tommy Hodson, New England	0.5
Don Majkowski, GB/Ind	0.5

**CAREER SINGLE GAME HIGHS**

**Tackles:** 13 vs. NYJ, 9/13/87

**Sacks:** 4 (twice), last at Hou, 9/14/94

**Long Sack, Yards Lost:** 21 vs. Car, 9/3/00

He was twice named Tech's MVP and twice selected as the top collegian in Virginia. He helped the Hokies go to the Independence Bowl. He was named to the All-South Independent team three straight years. Smith was an All-American in football at Booker T. Washington High School in Norfolk, VA. He also played basketball and helped his school to a Virginia state championship as a senior. He grew up a fan of the Pittsburgh Steelers and has listed Hall of Famer "Mean" Joe Greene as his favorite player. In Buffalo, he contributed \$500 per sack to the

City Mission of Buffalo. He donated \$50,000 to the Virginia Tech scholarship fund in 1987 fundraised for the Variety Club Tele-a-thon in 1990 with the sale of his "Leader of the Sack" poster. He was inducted into the Virginia Tech Hall of Fame in 1995 and in June of 2002, was appointed to the Board of Visitors by Governor Mark Warner of Virginia. He's one of seven men in the inaugural class of the Independence Bowl Hall of Fame. His full name is Bruce Bernard Smith. He and his wife, Carmen, have a son, Alston.

### Smith Career Statistics

Year	Team	Gms	GS	Tkls	Solo	Sacks	Int	PD	FF	FR
1985	Buf	16	13	48	32	6.5	0	2	0	4
1986	Buf	16	15	63	36	15	0	1	3	0
1987	Buf	12	12	78	60	12	0	2	3	2
1988	Buf	12	12	56	39	11	0	1	3	0
1989	Buf	16	16	88	66	13	0	1	0	0
1990	Buf	16	16	101	82	19	0	6	4	0
1991	Buf	5	5	18	13	1.5	0	0	0	0
1992	Buf	15	15	89	66	14	0	3	3	0
1993	Buf	16	16	108	87	14	1	1	3	1
1994	Buf	15	15	92	68	10	1	5	5	2
1995	Buf	15	15	107	72	10.5	0	3	1	1
1996	Buf	16	16	120	91	13.5	0	1	4	1
1997	Buf	16	16	87	73	14	0	0	0	0
1998	Buf	15	15	74	42	10	0	0	2	2
1999	Buf	16	16	80	52	7	0	2	4	1
2000	Was	16	16	68	43	10	0	1	4	0
2001	Was	14	14	51	33	5	0	2	3	1
<b>Career</b>		<b>247</b>	<b>243</b>	<b>1,328</b>	<b>955</b>	<b>186</b>	<b>2</b>	<b>31</b>	<b>42</b>	<b>15</b>
<b>Playoffs</b>		<b>19</b>	<b>19</b>	<b>71</b>	<b>60</b>	<b>14.5</b>	<b>0</b>	<b>8</b>	<b>4</b>	<b>0</b>

FRED  
SMOOT

21

CB

Height: 5-11

Weight: 168

Birthdate: 4-17-79

Mississippi State

2nd NFL Season



#### Career Highlights:

- Started at right cornerback as a rookie in 2001.
- Finished first on the team in interceptions with five.
- Finished second on the team with 12 pass deflections, behind Pro Bowl corner Champ Bailey.
- Registered a single-game high six tackles at NYG (10/7/01).

**How Acquired:** Drafted in the second round (45th Round).

**2001 Season:** Smoot quickly showed the Redskins coaching staff he was ready for the NFL with a strong pre-season in 2001, earning a starting position at right cornerback, across from Pro Bowl cornerback Champ Bailey. He started 13 of 14 games he played and finished the season first on the team with five interceptions and second in pass deflections (12). He made his first career start, interception and fumble recovery in the season opener at San Diego (9/9). He also made four tackles and one pass deflection. The next week at GB (9/24), he made his second interception and recorded another pass deflection. Smoot made a single-game high six tackles in Week 4 at NYG (10/7). He returned an interception 36 yards, made four tackles and recorded two pass deflections the next week at Dallas (10/15) before leaving the game early with a knee injury. Smoot made several key plays in Week 11 at Philadelphia (11/25) including stopping Eagles receiver Todd Pinkston on a third down conversion. Washington held Philadelphia to three of 13 on third down conversions in their 13-3 victory over the Eagles. He grabbed his fourth interception of the season the next week vs. Dallas. Smoot recorded his fifth interception of the season in the Redskins 40-10 win at New Orleans (12/30) in Week 16 and made one tackle and a pass deflection in the season finale vs. Arizona (1/6). He finished the season with 33 tackles (29 solo), five interceptions, 12 pass deflections and one fumble recovery.

**College/Personal:** As a senior at Mississippi State, Smoot was one of the nation's most dominant defensive backs. He played right CB, and QBs didn't throw much in his direction. He earned multiple honors after finishing with a team-high five INTs, 55 tackles (42 solo), including two for losses (-3 yards), and a school single-season-record 19 pass-breakups. His five INTs tied him for sixth-most ever at MSU in a single season. (He also had five in 1999). He was one of three finalists for the Jim Thorpe Award, which goes annually to the nation's best DB. He earned first-team All-American honors from the *AP*, *Football News*, *The Sporting News*, *College Football News* and the Walter Camp Foundation.

He was one of five finalists for the *Football News* Defensive Player of the Year Award. He was named first team All-SEC by the *AP*, *The Sporting News* and *Football News*. He was also one of three finalists for the Conerly Trophy, an annual award given to the state of Mississippi's top college football player. In 1999, Smoot was All-SEC in his first season with the Bulldogs. He started all twelve games, including the Peach Bowl, and recorded 57 tackles and a team-high five INTs. He intercepted a pass for the third straight game and made two tackles in the Bulldogs 17-7 win over Clemson in the Peach Bowl. His INT at the MSU 13 halted Clemson's initial scoring drive. Smoot posted 89 tackles, seven INTs and 15 pass deflections as a sophomore right CB at Hinds (Miss.) Community College in 1998. He also recovered a fumble and had three stops behind the line of scrimmage. He was named a first-team All-American by the National Junior College Athletic Association and All-Region 23. He was also one of the nation's top-50 junior college players on Blue Chip Illustrated's post-season ranking, one of only six CBs so honored. He was listed 53rd on Super Prep's ranking of the country's top junior college prospects. In 1997, Smoot made 68 tackles and six INTs, returning one for a TD, as a freshman at Hinds. He also deflected 18 passes and recovered two fumbles. He tied for second among the state's junior colleges in INTs and posted 86 yards in INT returns. Smoot played in the Mississippi/Alabama High School All-Star game after a standout senior season at Provine High in Jackson, MS. He majored in educational psychology at MSU. Known as a vocal, charismatic player, Smoot has earned the nickname "show time." Smoot partnered with teammate Rod Gardner as spokesmen for Redskins All-Stars, a team program geared at encouraging kids to get involved in community service. He was also active in the team's relief efforts after the September 11th terrorist attacks, visiting with rescue workers at the Pentagon immediately after, and helping fundraise throughout the season for the Redskins Relief Fund, benefitting Pentagon victims and their families.

### CAREER SINGLE GAME HIGHS

**Tackles:** 6 (twice), last at NYG, 10/7/01  
**Solos:** 6 vs. KC, 9/30/01  
**Ints:** 1 (5 times), last at NO, 12/30/01

### Smoot Career Statistics

Year	Gms	GS	Tkls	Solo	Int	Yrds	PD	FF	FR
2001	14	13	33	29	5	36	12	0	1



# DAVID TERRELL

# 31

S  
Height: 6-0  
Weight: 188  
Birthdate: 7-8-75  
Texas-El Paso  
3rd NFL Season



## Career Highlights:

- Started all 16 games during the 2001 season.
- Recorded his first career interception against Carolina (10/21).
- Had career single-game high 12 tackles vs. NY Giants (10/28).
- Finished third on the Skins in 2000 with 17 special teams tackles.
- Forced a fumble on kickoff coverage at St. Louis (11/20/00), leading to three Skins points in their 33-20 Monday night win.

**NFL Acquisition:** Selected by Washington in the seventh round of the 1998 draft.

**How Acquired:** Signed as a free agent on Jan. 17, 2000.

**2001 Season:** Terrell started in all 16 games for the Redskins, recording 93 tackles (55 solo) and two interceptions. He opened the season with eight tackles against San Diego (9/9), then tallied seven tackles against the Packers on Monday Night Football. He then made six tackles vs. Kansas City (9/30), followed by two more six-tackle games against the NY Giants (10/7), and Dallas (10/15). Terrell had his best game of the season against Carolina (10/21), compiling 10 tackles, his first career interception and two pass deflections. Against the NY Giants (10/28), he recorded his career single-game high 12 tackles and also forced a fumble. Terrell made his first career sack against Philadelphia (12/16), while recording eight tackles. He finished the year with four tackles against Chicago (12/23), six tackles in a win at New Orleans (12/30) and three tackles in a win vs. Arizona (1/6).

**Pro Career - 2000:** Terrell starred on special teams in his first full NFL season. He played on all Skins special teams units over the entire year and finished third on the team with 17 special teams tackles (nine solo). He posted one forced fumble and a fumble recovery. Terrell also saw limited time at CB in five games: at Detroit (9/3),

at Philadelphia (10/6), vs. Baltimore (10/15), at Pittsburgh (12/16) and vs. Arizona (12/24). He made three tackles on defense, all solo, and two alone vs. the Ravens. He also defended a pass in that game. He forced a fumble on a fourth-quarter kickoff at St. Louis on Monday night in Week 11, which teammate Sam Shade recovered, and Eddie Murray kicked a 39-yard FG to put the Redskins up by eleven in their 33-20 win. 1999: The Skins re-signed Terrell on Sept. 14, and he spent the entire season on the practice squad. 1998: Terrell was selected by Washington in the seventh round of the 1998 draft. He was waived at the end of training camp and didn't play that season.

**College/Personal:** Terrell was academically ineligible to play as a senior in 1997 at UTEP. As a junior, he was named All-WAC Mountain Division Second-Team. He was third on the team with 76 tackles (51 solo). He made 108 tackles as a sophomore, second-best on the team, and nabbed a team-high three INTs. He started at FS in 1994 and made 104 tackles. He redshirted in 1993. He was an All-State FS, All-District WR and All-Area basketball player at Sweetwater High. Majored in computer information. After the September 11th attacks, Terrell visited the Pentagon to show his support for the Red Cross volunteers, firefighters and military personnel involved in the rescue efforts. Terrell and his wife, Kiana, have two children: Dejanee and Destiny. The Terrells live in Dallas, TX, during the off-season.

## CAREER SINGLE GAME HIGHS

**Tackles:** 12, vs. NYG, 10/28/01  
**Sacks:** 1, vs. Phi, 12/16/01  
**Ints:** 1 (twice); last vs. Sea, 11/4/01

## Terrell Career Statistics

Year	Gms	GS	Tkls	Solo	Sacks	Yds	Int	PD	FF	FR
1999					Practice Squad					
2000	16	0	3	3	0	0	0	0	0	1
2001	16	16	93	55	1	8	2	4	1	1
<b>Career</b>	<b>32</b>	<b>16</b>	<b>96</b>	<b>58</b>	<b>1</b>	<b>8</b>	<b>2</b>	<b>4</b>	<b>1</b>	<b>2</b>

# DERRIUS THOMPSON

# 88

WR  
 Height: 6-2  
 Weight: 216  
 Birthdate: 7-5-77  
 Baylor  
 3rd NFL Season



### Career Highlights:

- Played in all 16 games in 2001.
- First NFL career reception for a gain of 19 yards against Carolina (10/21/01).
- Hauled in a 31-yard touchdown catch for his first NFL career touchdown against NY Giants (10/28/01).
- Had eight special teams tackles in 2001.
- Saw first NFL action vs. Baltimore (10/15/00).

**How Acquired:** Signed as a free agent on April 22, 1999.

**2001 Season:** Thompson finished his 2001 campaign appearing in all 16 games, registering eight special teams tackles and posting three catches for 52 yards (17.3 avg.) and one touchdown. Against Green Bay (9/24) he saw action on kick-off returns, gaining 17 yards on two returns. He recorded a reception for 19 yards against Carolina (10/21), marking his first NFL career reception. Thompson followed up the next week with his first NFL career touchdown, posting a 31-yard touchdown catch from wide receiver Kevin Lockett vs. NY Giants (10/28) on a trick play. He made one catch for two yards and registered one tackle on special teams at Denver (11/18). Against Chicago (12/23), Thompson recovered a fumble on special teams and recorded three tackles on special teams the following week at New Orleans (12/30).

**Pro Career - 2000:** Thompson played in four games and contributed on special teams vs. Baltimore (10/15), at Jacksonville (10/22) and at Arizona (11/5). He also saw limited action at WR

vs. Arizona (1/6/02) in the season-finale. Thompson spent six weeks on the practice squad. **1999:** Thompson spent ten weeks on the practice squad. He was signed to the active roster on 11/16 but was ruled inactive for the last seven regular-season and two playoff games.

**College/Personal:** Thompson caught 78 passes for 1,088 yards and two TDs during his four seasons at Baylor. He finished his senior year with 33 catches for 478 yards and one TD. As a junior in 1997, he started all eleven games and led the team with 32 catches for 420 yards. He majored in sports management. He averaged 17.4 yards per catch at Cedar Hill High School, where he was a BlueChip All-American and all-district two years. Thompson became active with the Redskins charity arm, the Leadership Council this past season. In June, he participated in the UNCF Sports Ball, a fundraiser benefiting the United Negro College Fund. A native of Dallas, Thompson now resides in Ashburn, VA.

### Thompson Career Statistics

Year	Gms	GS	Rec	Yds	Avg	TD	Lg
1999	0	0	0	0	0	0	0
2000	4	0	0	0	0	0	0
2001	16	0	3	52	17.3	1	31t
<b>Career</b>			<b>3</b>	<b>52</b>	<b>17.3</b>	<b>1</b>	<b>31t</b>

### CAREER SINGLE GAME HIGHS

**Catches:** 1 (3 times), last at Den, 11/18/01  
**Receiving Yards:** 31 vs. NYG, 10/28/01  
**Touchdowns:** 1, last vs. NYG, 10/28/01  
**Longest Catch:** 31 vs. NYG, 10/28/01

# JEREMIAH TROTTER

# 54

LB

Height: 6-1

Weight: 262

Birthdate: 1-20-77

Stephen F. Austin

5th NFL Season



## Career Highlights:

- Pro Bowl selection in 2000 and 2001.
- Led the Eagles in tackles for three consecutive seasons (1999, 2000, and 2001).
- Returned an interception 50 yards for his second career touchdown against Dallas on 11/18/01 (Leaf).
- Has started 48 consecutive games at linebacker over the past three seasons, recording a total of 377 tackles.

**NFL Acquisition:** Selected in the third round (72nd overall) by Philadelphia in 1998.

**How Acquired:** Signed by Washington as an unrestricted free agent on April 22, 2002.

**2001 Season:** Trotter continued to be a dominant force on the Eagles' defense. Helped hold Rams RB Marshall Faulk to only 72 yards rushing, more than 20 yards below his season average of a year ago. Led the team over Seattle (9/23) with 11 tackles on the day, including 9 solo and also recorded a sack of QB Matt Hasselbeck. In addition to his 10 tackles against Arizona (10/30), also had a clutch, fourth quarter INT in the endzone, killing a drive deep in Eagles territory. Had 15 tackles against the New York Giants (10/22), and sacked Kerry Collins on what proved to be the Giants last possession of the game, stripping Collins and forcing the fumble that allowed the Eagles to run out the clock and seal a victory. Returned home to Texas against Dallas (11/18) and returned to the end zone. The Hooks native returned an interception 50 yards for a TD to make the score 20-0 just before halftime. In the Wild Card Playoff vs TB, Trotter finished with 5 tackles in the game and played a key role in holding TB to only 2.6 yards per carry. The Divisional Playoff at Chicago, the highly touted match-up with Bears MLB Brian Urlacher saw Trotter finish with 11 tackles and a pass deflection.

**Pro Career - 2000:** Led the Eagles in tackles (171) for the second straight season en route to

earning a spot on the NFC Pro Bowl squad and subsequently started the game as Lions' LB Stephen Boyd was sidelined by injury. He recorded double-digit tackles in 12 of 16 games, despite playing in only three games was named NFC Defensive Player of the Month for December registering 45 tackles and holding Pro Bowl RB's Corey Dillon (24. yds. per carry) and Eddie George (3.1 yds. per carry) in check. Recorded his first career TD at Dallas (9/3), with a 27-yard return of a Troy Aikman interception and recorded a career-high 2.0 sacks vs. Arz. (11/19). Against Cleveland (12/10), Trotter made a season-high 18 tackles and recorded one sack. **1999:** In his first season as a starter, led the team with 202 tackles (107 solo), including 2.5 sacks (of Rob Johnson at Buffalo, of Cade McNown at Chicago, and a half-sack of Steve Beuerlein at Carolina). Registered double-digits in tackles in 14 of 16 games. Recorded his first NFL interception at NY Giants (10/3), off of Kent Graham, while registering 16 tackles. Posted a career-high 21 tackles, including 12 solo stops, at Dallas (12/12) and a week later vs. New England, he notched an INT off of Drew Bledsoe in addition to 17 tackles. In the preseason, he beat out rookie LB Barry Gardner, the club's 2nd round draft pick, to earn the starting role at MLB. **1998:** After being deactivated for 7 of the first 8 contests, he saw special teams action and reserve duty at linebacker during the latter part of the season.



Due to injuries along the defensive line, also saw action at DE at Dallas.

**College/Personal:** A three-year starter as a strong side linebacker at Stephen F. Austin, he finished his collegiate career with 265 tackles, including 25 behind the line of scrimmage, 7.5 sacks, 3 interceptions, 3 forced fumbles and 4 fumble recoveries. Trotter was a consensus first

team All-America and All-Southland Conference selection as a senior after leading the Lumberjacks with 85 stops, including 4 sacks. He majored in business management at Stephen F. Austin before leaving after his junior year for the NFL. He is currently working towards completing his degree. During the off-season, Trotter and his wife, Tammi, reside in Mt. Laurel, NJ, with their daughter, TreMil.

### Trotter Career Statistics

Year	Team	GP	GS	Solo	Ast	Tot	Sacks	Int	Yds	Long	TD	FF	FR
1998	Phi	8	0	3	1	4	0.0	0	0	0	0	0	0
1999	Phi	16	16	107	95	202	2.5	2	30	30	0	2	1
2000	Phi	16	16	100	71	171	3.0	1	27	27	1	0	0
2001	Phi	16	16	103	61	164	3.5	2	64	50	1	1	1
<b>Career</b>		<b>56</b>	<b>32</b>	<b>369</b>	<b>228</b>	<b>541</b>	<b>9</b>	<b>5</b>	<b>121</b>	<b>50</b>	<b>2</b>	<b>3</b>	<b>2</b>
<b>Playoffs</b>		<b>5</b>	<b>5</b>	<b>34</b>	<b>7</b>	<b>41</b>	<b>1.0</b>	<b>0</b>	<b>0</b>	<b>0</b>	<b>0</b>	<b>0</b>	<b>0</b>

### CAREER SINGLE GAME HIGHS

**Tackles:** 21, at Dal, 12/12/99

**Solos:** 12, at Dal, 12/12/99

**Sacks:** 2, last vs. Ari, 11/19/00

**INTs:** 1 (3 times) last at Dal, 9/3/00

ROSS  
TUCKER

68

OG

Height: 6-4

Weight: 316

Birthdate: 3-2-79

Princeton

2nd NFL Season



### Career Highlights:

- Played in his first NFL game vs. Dallas (12/2)
- Contributed on special teams

**2001 Season:** Tucker saw action on special teams and in a reserve role along the offensive line. Against Dallas (12/2), he appeared in his first NFL game and contributed on special teams. He played a reserve role and came in as the tackle eligible in short yardage situations at Arizona (12/9) and on special teams vs. Philadelphia (12/16).

**College/Personal:** A staple in the Princeton starting lineup, Tucker started in all games during the 2000 season. In 1999, he started the first nine games before tearing a knee ligament. As a sophomore, he made the switch from defense to offense and started all ten games at right guard.

As a freshman, Tucker played on the defensive line, recording eight tackles, one for a loss, and recovered one fumble. He was a GTE/CoSIDA District II Academic All-America in 1999. The Wyomissing, PA, native majored in politics. Last season, Tucker visited a local high school to talk to senior football players about life on and off the field. He shared his personal experiences in the NFL and college football, as well as relating how his education has played a role in reaching his goals. He was active in the Redskins fundraising efforts after the September 11th attacks on the Pentagon, guest-bartending at a number of Morton's events. He participated in the Redskins Read literacy program, as well as charity events throughout the season, including Taste of the NFL, benefiting D.C. Central Kitchen, an organization that re-uses restaurant food and then donates it to area homeless shelters.

# KIPP VICKERS

# 70

OT  
Height: 6-2  
Weight: 300  
Birthdate: 8-27-69  
Miami  
8th NFL Season



## Career Highlights:

- Played in all 16 regular season games for Baltimore, starting in 14 of the contests. Also started in both of the Ravens postseason games.
- Stepped in at LG in 27-0 win over Dallas (11/19), as the Ravens set a team record with 250 rushing yards and had a season-high 479 total yards.
- In 1999, Vickers entered the Redskins' NFC Wild Card playoff victory over the Lions at left tackle after a hamstring injury to starter Andy Heck, then started for Heck the following week in the NFC Divisional Playoff game vs. Tampa Bay.
- He played in nine games in 1995, and then started his first career game in a divisional playoff win at Kansas City (1/7/96).

**NFL Acquisition:** Signed as a free agent with the Indianapolis Colts in 1993.

**How Acquired:** Signed with Washington as a free agent on June 4, 2001.

**2001 Season:** Vickers played in all 16 regular season games for the Baltimore Ravens, starting in 14 of the 16 contests. He also started in both Ravens' playoff games. In a 27-10 Divisional loss at Pittsburgh (1/20/02) Vickers started at right tackle. He also started at right tackle in a 20-3 Wild Card win at Miami (1/13/02), as the Ravens offensive line paved the way for 226 rushing yards, the most in team-postseason history. At Minnesota (1/7/02), Vickers started at right tackle helping the team to a 19-3 win, and a Ravens 2001 regular season-high 212 rushing yards. He started at right tackle in a 39-27 win vs. Ind. as the offensive line did not allow a sack. He alternated at right guard with OL Bennie Anderson vs. Tennessee (10/7), as the offensive line paved the way for 207 rushing yards.

**Pro Career - 2000:** Vickers was a valuable backup playing in 11 games with two starts in the

regular season, plus three playoff games. He saw action in the Ravens' 34-7 Super Bowl XXXV win over the NY Giants (1/28/01), as well as in the AFC Championship Game (1/14/01), as the Ravens defeated Oakland 16-3 on the road. Vickers did not play in the playoff game at Tennessee (1/7/01), but he did enter the game at right tackle late in the fourth quarter of Baltimore's 21-3 Wild Card victory over Denver (12/31). In the season finale vs. Jets (12/24) Vickers did not play. He replaced Harry Swayne at RT in the second half of the Ravens' 13-7 win at Arizona (12/17) and he played on special teams in his 50th NFL game, in the Ravens' playoff-clinching 24-3 win vs. San Diego (12/10). Vickers played on special teams and in the second half in Baltimore's 44-7 win vs. Cleveland (11/26), as the Ravens rushed for 247 yards and did not allow a QB sack. In the 27-0 win over Dallas (11/19), Vickers replaced Edwin Mulitalo at LG as the Ravens set a team record with 250 yards rushing and had a season-high 479 total yards. He played on special teams in the Ravens' dramatic 24-23 win at Tennessee (11/12), which was the Titans' first-ever loss in Adelphia Coliseum. Vickers started at RG vs. Washington (10/15) after replacing Mike Flynn, who started at center for Jeff Mitchell (ankle). Stepping in for the injured RT Harry Swayne in the Ravens' 12-0 win at Cleveland, Vickers helped pave the way for 188 yards rushing. He saw his first action of the season late in the Ravens' 37-0 route of Cincinnati (9/24), as the line did not permit a QB sack, and Vickers helped block for 176 rushing yards, convert 12 of 17 third down conversions and score all seven times inside the redzone.

**1999:** Vickers played in 11 games for the Redskins as a reserve tackle and on special teams. He entered the Redskins' NFC Wild Card playoff victory over the Lions at left tackle after a hamstring injury to starter Andy Heck, then started for Heck the following week in the NFC Divisional Playoff game vs. Tampa Bay. **1998:** Vickers was signed by the Redskins on Nov. 24 after being waived in the Colts' training camp. He was inactive for the 'Skins final five regular

season games. **1997:** Vickers saw action as a reserve in nine games for the Colts. He did not play in four games, and was inactive for three contests. He saw action at LT in a 41-38 win over Green Bay (11/16), as the Colts rushed for 147 yards on 34 carries and a TD. **1996:** Vickers started six games at left tackle. He suffered a knee injury in week two vs. the Jets (9/8) and was on the inactive list the following three weeks and did not play in three games. He helped the Colts rush for 152 yards vs. the Jets (11/17) and saw action at left tackle in the playoff loss to Pittsburgh. **1995:** Vickers saw reserve action in nine games, and did not play in seven contests. He played for Frankfurt of the WFLA in the spring. Vickers played in all three playoff games and started at LG at Kansas City on 1/7/96. **1994:** Vickers spent games one through nine and 11-15 on the Colts' practice squad. He was activated to the 53-man roster for the finale vs. Buffalo (12/24), but did not play. **1993:** Vickers spent the first 14 games on the Colts' practice squad and was activated to the 53-man roster for the final two games, but was inactive for both. Vickers was signed by the Indianapolis Colts as an undrafted free agent out of Miami.

**College/Personal:** As a four-year letterman at Miami, Vickers won second-team All-Big East honors as a senior in 1992. He played on two national title teams and lost only five games in his collegiate career. He is a converted defensive lineman who played on defense his first three

seasons as a Hurricane. Vickers switched to offensive tackle after the departure of former-Ravens' teammate Leon Searcy. Kipp played in 11 games with one start at defensive tackle as a sophomore in 1990. He made 18 tackles, five solo and six QB pressures. Vickers had two stops in the Hurricanes' Mobil Cotton Bowl win over Texas. As a freshman in 1989, he had six stops in a reserve role. Vickers was a criminal justice major at Miami and graduated from Tarpon Springs High School in Holiday, FL. Off the field, Vickers volunteers his services to local hospitals, working with children on a regular basis, and is an active member of weekly bible studies. Vickers visited kids at St. Vincent's Center in Timonium (Ravens' Courage House) during the holidays. Kipp and his wife, Tracy, have three children: Treme (11), Trinity (10) and Tajay (7).

### Vickers Career Statistics

Year	Team	Games	Games Started
1993	Ind	0	0
1994	Ind	0	0
1995	Ind	9	0
1996	Ind	10	6
1997	Ind	9	0
1998	Was	0	0
1999	Was	11	0
2000	Bal	11	2
2001	Bal	16	14
<b>Career Playoffs</b>		<b>66</b>	<b>12</b>
		<b>9</b>	<b>2</b>

# DAN WILKINSON

# 95

DT  
Height: 6-4  
Weight: 353  
Birthdate: 3-13-73  
Ohio State  
9th NFL Season



### Career Highlights:

- Started all 16 games in 2001 for the fourth straight season, and fifth time in six years; has started 123 of a possible 125 games in his career.
- He made a career-high two interceptions in 2001.
- Earned the game ball in the Redskins 17-10 victory over the Broncos (11/18/01) after recording three tackles, one sack and one pass deflection.
- Led the Redskins with eight sacks in 1999, matching his career-high, and was second with 43 QB pressures.
- Returned an INT 88 yards for a score vs. Chicago (10/31/99). It was the longest return ever by a Redskins defensive lineman.
- Played in more snaps (1,037) than any DT in the NFL in 1998.
- Made a career-high 60 tackles in 1998.



- Led AFC interior linemen in 1995 with eight sacks for Cincinnati.
- Volunteered to yield his starting spot vs. the Eagles (12/24/94) so Bengals great Tim Krumrie could start his last home game.

**NFL Acquisition:** Drafted by Cincinnati in 1st round of 1994 draft (1st overall).

**How Acquired:** Traded from CIN (2/26/98) for '98 1st- and 3rd-round draft picks.

**2001 Season:** Wilkinson had another solid season, making significant contributions in 2001. Throughout the year, he made key blocks, allowing other defensive players to make big plays. He started in all 16 games and finished the season with 33 tackles, four sacks for 26.5 yards, four pass deflection and two interceptions. He picked up a half sack and three tackles in Week 2 at GB (9/24), then recorded another tackle and half a sack the next week vs. KC (9/30). He made a season-high four tackles in Week 4 at NYG (10/7). Wilkinson's Week 6 pass deflection on second and goal led to an interception by Otis Leverette on the 1-yard line and ended a critical scoring threat by Carolina. The Redskins went on to beat the Panthers 17-14 in overtime. He had back-to-back games with three tackles and a sack in Weeks 8 and 10 vs. Seattle (11/4) and at Denver (11/18). Although he posted no stats, Wilkinson had perhaps his best game of the season at Philadelphia (11/25). His pressure helped hold Philadelphia's offense to only 186 total yards. He made his first interception of the season vs. Philadelphia (12/16) and also recorded a pass deflection. He made another interception and a pass deflection at New Orleans (12/30) and recorded a tackle and one sack for seven yards in the season finale vs. Arizona (1/6).

**Pro Career - 2000:** Wilkinson started all 16 games for the third straight season and fourth time in five years. The DT posted 33 tackles (20

solo), 3.5 sacks for (-17.5) yards, two passes defended and one forced fumble. He made a season-high four tackles at both Dallas in Week 14 and at Pittsburgh in Week 15. He also notched a six-yard sack at the Cowboys. He had three tackles in each of three other games: at Detroit in Week 2, at the Eagles in Week 6 and at St. Louis in Week 11. He also tallied a seven-yard sack against the Lions and a three-yard sack at the Eagles. He posted a season-long nine-yard sack at Jacksonville in Week 8. **1999:** Wilkinson started all 16 regular-season games and both playoff contests, leading the Redskins with eight sacks to match his career-high from 1995. He finished second in QB pressures (43) and posted 43 tackles (32 solo) and a fumble recovery. He also intercepted his third career pass and scored his first career TD. In Week 7, DE Marco Coleman hit Bears QB Shane Matthews, and the ball fluttered to Wilkinson, who rumbled 88 yards for a TD. The play gave the Redskins a 14-0 lead in their 48-22 win. It was the fourth-longest INT return for a score in Skins history, the longest such return ever by a Skins player at home and the longest return ever by a Skins defensive lineman. "Big Daddy" had five tackles (three solo), two sacks, five pressures and a pass defended at NYG in Week 2, when he was awarded a game ball along with the rest of the starting DL. He had a team-high nine pressures, a sack, two solos and one tackle-for-loss vs. Arizona, and four solos, two assists and two pressures vs. Philadelphia. Against Detroit, he had six pressures and two assists. He made eight tackles in postseason play, five in the Divisional Playoff at TB. **1998:** The Redskins acquired Wilkinson in an off-season trade with Cincinnati. He led the team in sacks (7.5), QB pressures (50) and tackles-for-loss (six). His 50 QB pressures were 30 more than the team's No. 2 man in that category, DE Kenard Lang. Wilkinson set career highs in total tackles (60) and solo stops (51). He had two passes defended, a fumble recovery and an INT. When DT Dana Stubblefield was lost for the season with a knee injury after Week 7, Wilkinson became the Redskins main playmaker on the defensive line. Over the last eight games, he had 35 tackles, five sacks, five tackles-for-loss, one INT and one fumble recovery. In the Redskins 28-25 win over Carolina in Week 14, he sacked Panthers QB Steve Buerlein for a seven-yard loss on the last drive and finished with five tackles, one tackle-for-loss, three QB pressures and the crucial sack. The next week vs. TB, he posted similar numbers: five tackles, one tackle-for-loss, four QB hurries and a sack. Wilkinson intercepted his second career pass in Week 10 vs. Philadelphia. He picked off the deflected pass deep in Eagles territory and ran four yards before being tackled. The turnover set up the Skins first TD. He also performed well vs. NYG with 14 QB

## Wilkinson Career Statistics

Year	Team	Gms	GS	Tkls	Solo	Int	Yds	Sacks	Yds	PD	FF	FR
1994	Cin	16	14	44	37	0	0	5.5	37	1	0	0
1995	Cin	14	14	40	30	0	0	8	48	1	1	0
1996	Cin	16	16	59	44	1	7	6.5	52	5	0	1
1997	Cin	15	15	34	24	0	0	5	29	2	1	0
1998	Was	16	16	60	51	1	4	7.5	37	2	0	1
1999	Was	16	16	43	32	1	88t	8	31	4	0	1
2000	Was	16	16	33	20	0	0	3.5	26.5	2	1	0
2001	Was	16	16	33	18	2	0	4	26.5	4	0	0
<b>Career</b>		<b>125</b>	<b>123</b>	<b>346</b>	<b>256</b>	<b>5</b>	<b>99</b>	<b>48</b>	<b>287</b>	<b>21</b>	<b>3</b>	<b>3</b>
<b>Playoffs</b>		<b>2</b>	<b>2</b>	<b>7</b>	<b>6</b>	<b>0</b>	<b>0</b>	<b>1</b>	<b>0</b>	<b>0</b>	<b>0</b>	<b>0</b>

### CAREER SINGLE GAME HIGHS

Tackles: 8 (twice), last vs. Ari, 11/22/98  
 Sacks: 2 (3 times), last at JAX, 11/26/95  
 INTs: 1 (5 times), last at NO, 12/30/01

pressures, seven tackles and a batted pass.

**1997:** Wilkinson totaled 34 tackles and a team-high five sacks for the Bengals. He led Cincinnati's defensive line in sacks for the second straight season. In Week 5 vs. Jacksonville, he sacked QB Mark Brunell twice. **1996:** Wilkinson led the Bengals in sacks for the first time with 6.5, including one in each of the first five games. He also led the defensive line with 44 solo tackles. He had 59 total tackles, one short of his current career-high. He opened the year with a season-high eight tackles, a sack and five QB hurries vs. the Rams. He completed his run of five straight games with a sack vs. Houston in Week 5. He made his first career INT vs. Baltimore on a Vinny Testaverde pass. **1995:** Wilkinson set a career-high with eight sacks despite missing the last two games with a neck injury. His 18 QB hurries were second on the team. He had three two-sack games: both games against Jacksonville and Week 6 vs. TB. He made a season-high seven tackles vs. Seattle. **1994:** Wilkinson became the first player the Bengals ever drafted No. 1 overall. He made 44 tackles and 5.5 sacks, playing in all 16 games with 14 starts. He led the defensive line with 19 QB hurries. He volunteered his starting spot in the season-finale vs. Philadelphia so

Bengals great Tim Krumrie could start his final home game. Wilkinson still made two sacks in a reserve role. He had a season-high six tackles vs. Pittsburgh in Week 13 and made sacks vs. Seattle in Week 9 and Houston in Week 10.

**College/Personal:** Wilkinson played in 1992 and 1993 at Ohio State after being redshirted in 1991. He entered the draft after his sophomore season, when he was a consensus All-American and All-Big Ten player. He played on the scout team as a 348-pound OT during his redshirt season, then dropped to 300 pounds the next season and switched to defense. He attended Dunbar High School in his hometown of Dayton, OH. He teamed with Star Bank in Cincinnati to fund a charitable foundation named the "Big Daddy Fund," which encourages middle-school students to stay in school. His hobbies include playing golf and restoring old cars. He now has about a dozen cars, including two 1970 Cadillacs, a Chevy Impala, a '66 Cadillac, a Porsche and a '65 Buick Riviera. Both Wilkinson and his wife, Shawnda, are active in community outreach with the Redskins, including promoting the annual Prince George's County Fatherhood Conference.. The couple has four children: Brooklyn, Daniel Jr., Taylor, and Sydné. They live in Potomac, MD.

### Redskins Team Records Set in 2001

Most rushing yards gained in a season:	1,432	Stephen Davis (2001)
	1,405	Stephen Davis (1999)
Most seasons:	19	Darrell Green (2001)
Most games played:	279	Darrell Green (2001)

### NFL Records Set in 2001

Most career punt return touchdowns:	10	Eric Metcalf (2001)
-------------------------------------	----	---------------------

# DANNY WUERFFEL

# 17

QB  
Height: 6-1  
Weight: 212  
Birthdate: 5-27-74  
Florida  
6th NFL Season



## Career Highlights:

- Former Heisman Trophy winner at the University of Florida in 1996.
- Gained 10,800 yards of total offense at Florida, ranking fourth in Division I-A history and second in conference record books.
- Wuerffel started every game as a senior in 1996, winning the Heisman Trophy, Davey O'Brien Award, All-SEC first-team honors and the conference's 'Offensive Player of the Year' award.
- He led the Saints to victories in his first two starts of '98 (Sept. 13 vs. Carolina and Sept. 27 at Indianapolis) as a replacement to the injured Billy Joe Hobert.
- Against News England, (10/4/98), Wuerffel posted career highs in attempts (47), completions (25) and passing yards (278), while matching his career best of 2 touchdown passes.

**NFL Acquisition:** Selected in the fourth round (99th overall) of the 1997 NFL Draft by the New Orleans Saints.

**How Acquired:** Acquired in a trade from the Houston Texans for DT Jerry DeLoach on March 4, 2002.

**2001 Season:** Wuerffel signed with the Bears as a free agent 6/29/01. He served as the Bears third Quarterback behind Jim Miller and now-Redskins teammate Shane Matthews.

**Pro Career - 2000:** He served as the Packers' No. 3 quarterback in 2000 behind Brett Favre and Matt Hasselbeck. Wuerffel was the inactive third quarterback for each of the first 12 games before seeing brief duty in 28-6 victory at Chicago (12/3). He signed with the Packers as a free agent on 7/5/00. He played for the Rhein Fire during the 2000 NFL Europe League season following three years with the New Orleans Saints (1997-99). Wuerffel led the Fire to a league-best 7-3 record

and the World Bowl championship, garnering All-NFL Europe honors in the process. He threw for a league-record 25 touchdowns and a league-leading 2,042 yards, with only 7 interceptions. He emerged with the league's second highest quarterback rating (107.2). Wuerffel was the Fire's third-leading rusher with 80 yards and 2 touchdowns on 24 attempts. **1999:** Originally, the New Orleans Saints selected Wuerffel in the fourth round of the 1997 draft (99th overall). He appeared in 16 games during his three seasons in New Orleans, making six starts. Wuerffel has completed 126 of 258 passes (48.8%) for 1,404 yards and 9 touchdowns with 16 career interceptions as a pro for a passer rating of 51.2. He has 19 career carries for 115 yards (6.1 avg.) and 1 rushing TD. He saw action in four games during the Saints' 1999 campaign, completing 22 of 48 passes for 191 yards, with 3 interceptions. Wuerffel completed 15 of 30 passes for 127 yards at Atlanta (12/5) in his most extensive action of '99, also contributing with a 29-yard TD run.

**1998:** Wuerffel started four of the five games he played in during 1998, throwing for a career-high 695 yards and 5 touchdowns on 62-of-119 passing, with 5 interceptions for a 66.3 passer rating. He led the Saints to victories in his first two starts of '98 (9/13 vs. Car and 9/27 at Ind) as a replacement to the injured Billy Joe Hobert. Wuerffel had an impressive outing vs. NE (10/4), posting career highs in attempts (47), completions (25) and passing yards (278) while matching his career best of 2 touchdown passes.

**1997:** Wuerffel played in seven games in 1997, starting two. He completed 42 of 91 passes for 518 yards and 4 touchdowns with 8 interceptions.

**College/Personal:** Wuerffel won the Heisman Trophy following his senior year at the University of Florida (1996). He finished his collegiate career with a school and Southeastern Conference record 114 touchdown passes. Wuerffel passed for 10,875 yards, second in SEC history and fifth all-time in NCAA Division I-A annals. He gained 10,800 yards of total offense, ranking fourth in Division I-A history and second in conference

record books (Eric Zeier, 10,841). Wuerffel started every game as a senior in 1996, winning the Heisman Trophy, Davey O'Brien Award, All-SEC first-team honors and the conference's 'Offensive Player of the Year' award. He completed 207 of 360 passes for 3,625 yards and 39 touchdowns as he led the Gators to the national championship. As a junior starter, Wuerffel was the *Football News* National Player of the Year and a first-team All-America selection; he garnered second-team All-America honors and All-SEC recognition from the Associated Press. Also Wuerffel was the GTE/CoSIDA Academic All-American Player of the Year, an Academic All-SEC selection, Walter Camp NCAA Back of the Year, Davey O'Brien National Quarterback of the Year and Sammy Baugh College Passer of the Year. He led the NCAA with a 178.4 passing efficiency rating in 1995, completing 210 of 325 passes for 3,266 yards and 35 touchdowns. Sophomore year he played in every game, starting the final six contests. Wuerffel set the NCAA freshman record with 22 touchdown passes in 1993 on his way to the *Knoxville News-Sentinel* SEC Freshman of the Year award. He was redshirted in 1992. Wuerffel majored in journalism/public relations at Florida. Wuerffel



won SuperPrep All-America honors at Ft. Walton Beach (Fla.) High School. He was the *USA Today* Florida Player of the Year and unanimous *Florida Daily News* Northwest Florida Player of the Year as a senior in high school. Guiding his team to a 14-0 record and the state 4-A title his senior year, Wuerffel completed a state-record 68.4% of his passes (167-244) for 3,055 yards and 27 touchdowns with just 4 interceptions. Danny is married to Jessica, and the couple resides in Destin, Florida.

## Wuerffel Career Statistics

Year	Team	Gms	GS	PASSING								RUSHING			
				Att	Comp	Yds	Pct	Lg	TD	Int	Rate	Att	Yds	Avg	TD
1997	NO	7	2	91	42	518	46.2	47	4	8	42.3	6	26	4.3	0
1998	NO	5	4	119	62	695	52.1	64t	5	5	66.3	11	60	5.5	0
1999	NO	4	0	48	22	191	45.8	22	0	3	30.8	2	29	14.5	1
2000	GB	1	0	0	0	0	0.0	—	0	0	0.0	2	-2	-1	0
2001	Chi	1	0	0	0	0	0.0	—	0	0	0.0	0	0	0	0
<b>Career</b>		<b>18</b>	<b>6</b>	<b>258</b>	<b>126</b>	<b>1,404</b>	<b>48.8</b>	<b>64t</b>	<b>9</b>	<b>16</b>	<b>51.2</b>	<b>21</b>	<b>113</b>	<b>5.4</b>	<b>1</b>

### CAREER SINGLE GAME HIGHS

Completions: 15, vs. Atl, 12/5/99

Attempts: 30, vs. Atl, 12/5/99

Yards Passing: 127, vs. Atl, 12/5/99

Long Rush: 29, vs. Atl, 12/5/99

Rushing TDs: 1, vs. Atl, 12/5/99

## Formula for QB Rating

"Quarterback Rating" is the most complicated of the NFL's official statistics. The formula uses five factors: attempts, completions, gross yardage, touchdowns and interceptions. It was designed so that a score of 100 would mean "great", with 90 as "very good", 80 as "good" – similar to an A-B-C grading scale. It is possible to score over 100, a feat accomplished in 2000 by Redskins QB Jeff George (11/20 111.0, 12/3 100.0).

Here's the formula which works when entered into Microsoft Excel. Be careful, there are 196 characters which must be typed perfectly, without any spaces, in order to calculate correctly:

$$=(\text{ROUND}(\frac{((\text{MAX}(\text{MIN}(2.375, ((\text{B1} * 100) / \text{A1}) - 30) * (0.05)), 0)) + (\text{MAX}(\text{MIN}(2.375, ((\text{D1} * 100) / \text{A1}) * (0.2)), 0)) + (\text{MAX}(\text{MIN}(2.375, ((\text{E1} * 100) / \text{A1}) - 9.5) * (-0.25)), 0)) - \text{MAX}(\text{MIN}(2.375, ((\text{C1} / \text{A1}) - 3) * (0.25)), 0)) * 100) / 6), 1))$$

A1 = attempts; B1 = completions; C1 = gross yards; D1 = touchdowns; E1 = interceptions

# RENALDO WYNN

# 97

DE  
Height: 6-3  
Weight: 290  
Birthdate: 9-3-74  
Notre Dame  
5th NFL Season



## Career Highlights:

- Set a career-high with five sacks and 75 tackles during the 2001 season, with Jacksonville.
- Started and played in all 16 games during the 2001 season.
- Named to All-Rookie teams in 1997 by Pro Football Writers of America/*Pro Football Weekly* and *Football News*.

**NFL Acquisition:** Drafted by Jacksonville in the 1st Round of 1997 the NFL Draft (21st overall).

**How Acquired:** Signed with Washington as a free agent on March 28, 2002.

**2001 Season:** Wynn is a versatile defensive lineman who can play at either the end or tackle position. He ranked sixth on the Jacksonville Jaguars with 75 tackles and tied for fifth with five sacks, both career highs. Wynn started in all 16 games for the first time in his career and was one of only three players on defense to do so. The 16 starts by Wynn gave him 63 total for his career in 73 games, with 14 starts at defensive tackle, nine at right defensive tackle and 40 at left defensive tackle. He started at left defensive end vs. Tennessee (9/23), making five tackles and set a career-high with two sacks of Neil O'Donnell. Wynn played in his 60th career NFL game and made his 50th career start vs. Cleveland (9/30), recording five tackles. He made four tackles (3 solo), one sack of Steve McNair vs. Tennessee (11/4). He recorded five tackles, one sack Elvis Grbac and one forced fumble vs. Baltimore (11/25). The sack Wynn registered against the Ravens was the fourth on the season breaking his previous career high of 3.5 sacks. In a 15-10 victory over Cleveland (12/16) he made three tackles and one sack of Tim Couch to finish with a career high five sacks.

**Pro Career - 2000:** Wynn started 14 games at strongside defensive end compiling 55 tackles (26 solo), 3.5 sacks, two tackles for a loss, 15

quarterback pressures and one forced fumble. He made 1.5 sacks at Baltimore (9/10), three tackles and one forced fumble. He made a season high ten tackles vs. Cincinnati (10/8) and received a defensive game ball along with 13 other players for the team's first shutout. Wynn suffered a knee injury late in the fourth quarter at Tennessee (10/16) and was inactive for the next two games. He returned vs. Seattle on (11/12) and recorded seven tackles. His next game at Pittsburgh (12/19) he compiled one sack of Kordell Stewart and three quarterback pressures earning a defensive game ball. At the season finale at the New York Giants (12/23) Wynn recorded four tackles and a sack (Kerry Collins).

**1999:** Wynn started in 10 of 12 games played finishing with 37 tackles (nine solo), 1.5 sacks, five quarterback pressures, one forced fumble and one fumble recovery. He recovered a fumble in a 41-3 victory in the season opener vs. San Francisco (9/12). He recorded a half sack of Steve Beuerlein at Carolina (9/19). In week three vs. Tennessee (9/26) Wynn suffered a sprained left ankle in the second quarter, but returned briefly in the second half. He was inactive for the next four games because of his injury. He returned but did not start at Atlanta (11/7), playing for the first time in five weeks recording a recorded a sack of Chris Chandler. In his return to the starting lineup vs. New Orleans (11/21) he forced a fumble of Saints running back Ricky Williams leading the Jaguars to a 41-23 victory. He started the season's final seven games and both playoff games and finished the postseason with five tackles. **1998:** Wynn Started in the first 15 games of the season at all four defensive line positions. He was one of only four Jacksonville players to start at least the first 15 games. He missed the final regular season game and the playoffs with a groin injury. Wynn finished the year with 58 tackles (25 solo), one sack, 24 quarterback pressures (tied for second on the team) and one fumble recovery. He made six starts at defensive tackle (both sides), seven at right defensive end and two at left defensive end. During the final possession at Tennessee (9/27)

Wynn recovered a fumble that secured a victory. He started at right end at Cincinnati (11/29) and made five tackles (one for a loss) with one quarterback pressure. Wynn recorded his only sack of the season vs. Detroit (12/6) of Charlie Batch on the Lions final offensive possession. He finished the game with three tackles, one sack and one quarterback pressure to earn the only defensive game ball. He suffered a torn groin muscle at Minnesota (12/20) in the second half and was placed on the injured reserved list (12/25). **1997:** Wynn was named to All-Rookie teams chosen by Pro Football Writers of *American/Pro Football Weekly*, *Football News* and *College & Pro Football Newsweekly*. He played in all 16 games with eight starts. He finished tenth on the team with 60 tackles (25 solo), as well as two tackles for a loss, 2.5 sacks, one pass defended, nine quarterback pressures and one fumble recovery. He recovered a fumble in his second professional game vs. New York Giants (9/7) that set up a field goal. Wynn recorded his first sack of his NFL career of Jeff Blake vs. Cincinnati (10/5). He made his first NFL start at Tennessee (11/2). In the second meeting of the season vs. Tennessee (12/16) Wynn made ten tackles (three solo) and one quarterback pressure. He started at defensive tackle during the 1997 Wild Card playoff game at Denver (12/17), making four tackles (three solo), Wynn was selected in the first round, and was fifth among defensive linemen, behind Darrell Russell, Peter Boulware, Kenard Lang and Kenny Holmes.

**College/Personal:** Wynn played left defensive end as a senior in 1996 at Notre Dame, making 61 tackles (41 solo) with nine sacks, six stops for losses, recovered two fumbles and deflected one pass. His biggest game was a 10 tackles effort and a recovered fumble that he returned 24 yards for a touchdown in a win over Navy. He was named team's Most Valuable Player and Lineman of the Year as a senior. He gained All-American honorable mention honors as a junior compiling 57 tackles (42 solo) with six stops for losses and

led the team with 6.5 sacks. Wynn played in ten games in 1994, starting the first six at right outside linebacker and four others, including the Fiesta Bowl against Colorado, at left defensive end. Wynn recorded 47 tackles (33 solo) with one sack, four stops for losses, forced two fumbles and recovered another. During the 1993 season he recorded 19 tackles (15 solo) with three sacks while starting three games at strongside outside linebacker and two games at left defensive end. He was redshirted as a freshman in 1992. He graduated in 1996 with a degree in sociology. Wynn attended DeLaSalle High School in Chicago (IL) and gained honors as an All-Midwest selection by Tom Lemming's Prep Football Report and All-State second-team choice by the *Chicago Tribune*. He was team captain; recording 50 tackles with three interceptions and five fumble recoveries as an outside linebacker and rushed for 500 yards with nine touchdowns as a fullback in his senior season. He gained All-Catholic League and All-City honors as a senior. Wynn lettered four years in basketball, averaging 12 points 11 rebounds per game while serving as team captain as a senior. He also received three letters in track, performing in the long jump. Wynn was very active in the community while in Jacksonville, frequently visiting local elementary schools to read to children, and volunteering with children-oriented agencies of the United Way. In 1999 he served as honorary chairman of the Cystic Fibrosis Foundation's "Winner's Circle" program, an inaugural event that honors young professionals and business leaders in the local Jacksonville community. He was a recipient of the Prudential Community Award, which recognizes a player with outstanding involvement in the community. Wynn and his wife, LaTanya have one daughter, Kennedy.


### CAREER SINGLE GAME HIGHS

**Tackles:** 10 (2 times) last vs. Bal, 10/8/00  
**Sacks:** 2, vs. Ten, 9/23/01

### Wynn Career Statistics

Year	Team	Gms	GS	Tkl	Solo	Asst	Sacks	FF	FR
1997	Jax	16	8	60	25	35	2.5	0	1
1998	Jax	15	15	58	25	33	1.0	0	1
1999	Jax	12	10	37	9	28	1.5	1	1
2000	Jax	14	14	55	26	29	3.5	1	0
2001	Jax	16	16	75	40	35	5.0	1	0
<b>Career</b>		<b>73</b>	<b>63</b>	<b>285</b>	<b>125</b>	<b>160</b>	<b>13.5</b>	<b>3</b>	<b>3</b>
<b>Playoffs</b>		<b>3</b>	<b>3</b>	<b>9</b>	<b>5</b>	<b>4</b>	<b>0</b>	<b>0</b>	<b>0</b>





# Rookies and 1st-Year Redskins

126

 2002 MediaGuide

# PATRICK RAMSEY

# 11

QB  
Height: 6-2  
Weight: 217  
Birthdate: 2-14-79  
Tulane  
Rookie



**How Acquired:** Selected in the first round (32nd overall) in the 2002 NFL Draft.

### College Career Highlights:

- Earned one of the most prestigious awards in the nation when he was named a National Football Foundation/College Football Hall of Fame Scholar-Athlete, one of sixteen players nationwide, in 2001.
- Set a school record with at least one touchdown pass in 31-straight games.
- Completed 798 of 1355 passes (58.9%) for 9205 yards and 72 touchdowns, surpassing the career-records of 649 completions of 1,163 passes for 8,419 yards and 70 touchdowns by Shaun King (1995-98).
- His 58.9% pass completion percentage is topped only by Mike McKay (59.9%, 1981-82) in Green Wave annals.
- His 9103 yards in total offense placed him third in school history behind King (9,468) and Jones (9,445).

**2001 Season:** Ramsey started eleven games, completing 256 of 448 passes (57.1%) for 2,935 yards and 22 touchdowns. His 2,935 yards rank third on the Green Wave season-record list behind his own 3,410 yards in 1999 and Shaun King's 3,232 in 1998. His 256 pass completions are topped only by his own 1999 total of 310 in school annals. He scored one touchdown on 45 carries. Ramsey averaged 256.4 yards per game in total offense and his 2,820 yards of total offense rank sixth on the school's season-record list. He completed 20 of 43 attempts for 265 yards and three touchdowns, including 10 & 15-yards to Mewelde Moore against Brigham Young. Against Louisiana State, he threw for 343 yards and two touchdowns on 25 of 47 attempts, then gained 211 yards with two touchdowns on 26 of 48 passes against East Carolina. Ramsey passed for 280 yards and two touchdowns on 30 of 47 attempts against Central Florida. Against Southern, he completed 18 of 36 passes for 269

yards and two scores, including a 50-yarder to Roydell Williams and added another touchdown on a 1-yard run against Cincinnati while throwing for 253 yards and 2 touchdowns on 24 of 45 passes. He completed 21 of 31 attempts for 355 yards and 4 touchdowns, including 11- and 44-yards to Terrell Harris against TCU. He threw for 177 yards and a score on 22 of 39 attempts against UAB. Against Louisville, Ramsey completed 15 of 30 tosses for 172 yards. Against Navy, he threw for 442 yards with touchdowns of 35, 10 & 62 yards to Williams on 36 of 49 passes and his 442 yards rank second on the school's game-record chart behind his own 447 yards vs. Army in 1999 (now owns the top five passing performances in school history). **2000:** Ramsey was selected to the All-Louisiana first-team and All-Conference USA second-team. He led the third-ranked passing offense (seventh overall) in the country and earned Conference USA Player of the Week honors three times. He completed 229 of 389 passes (58.9%) for 2,833 yards and 24 touchdowns and his 283.3 yards per game passing led the conference and his average of 288.6 yards per game in total offense ranked eighth in the nation. He passed for 347 yards and 3 touchdowns on 34 of 50 attempts against Southern Methodist. Against Louisiana-Lafayette, he amassed 403 yards on 31 of 46 passes with two touchdowns, including a 40-yarder to Adrian Burnette and ran for a pair of 1-yard scores. His 403 yards rank fourth on the school's game-record list. Ramsey completed 34 of 54 passes for 301 yards and 2 touchdowns against Louisville. He threw for 300 yards and four touchdowns on 19 of 33 attempts against Houston. Against Navy he tied a school game-record with five touchdown passes, completing 26 of 40 passes for 380 yards and finished the season against Memphis, completing 29 of 56 passes for 360 yards. **1999:** He set 20 Tulane passing marks, including the single-season records for yards (3,410), yards per game (310.0), attempts (513) and completions (310). His 25 touchdowns rank second on the school's

season-record list and he averaged 304.5 yards per game in total offense. Against Southern Methodist, Ramsey became the first player in school history to throw for over 400 yards in a game, as he completed on 32 of 49 attempts for 404 yards. He broke his school game-record he set the previous week as he gained 447 yards on 34 of 49 attempts with four touchdowns. He completed 26 of 53 passes for 342 yards and an 80-yard touchdown to Kerwin Cook against Syracuse. He had his fourth-straight 300+-yard game as he completed 35 of 59 attempts for 339 yards and a 24-yard touchdown to Dawson against Ole Miss. He posted 396 yards on 37 of 52 passes with a school, game-record tying five touchdowns against Louisiana-Lafayette. **1998:** Ramsey saw action in three games, completing 3 of 5 passes for 27 yards, one touchdown and no interceptions. He threw his first career touchdown pass vs. Southwestern Louisiana.

**Personal:** Ramsey graduated from Ruston (La.) High. He was a two-year starter for the football team, completing 90 of 201 passes for 1,073 yards and 12 touchdowns as a senior. An accomplished javelin thrower, he won the state Class 5A championship and prestigious Golden West Invitational in the javelin throw as a senior.

He was also the No. 1 prep javelin thrower nationally in 1997. He also won a bronze medal at the Pan American Games in Havana, Cuba. He competed for the Tulane track team and posted a Conference USA-best throw of 218 feet in the javelin during the 1998 outdoor season. He was a perennial Honor Roll student. A five-time selection to the Conference USA Commissioner's Honor, he graduated from Tulane in December 2001, with a double degree in Accounting and Finance. He and his wife, Virginia, were married just prior to the 2002 NFL Draft.



## Ramsey College Career Statistics

### PASSING STATISTICS

Year	Gms	GS	Att	Comp	Yards	Pct	Lg	YD/ATT	YD/CMP	TD	INT
1998	3	0	5	3	27	60.0	14	5.40	9.00	1	0
1999	11	11	513	310	3,410	60.4	80	6.65	11.00	25	24
2000	10	10	389	229	2,833	58.9	74	7.28	12.37	24	14
2001	11	11	448	256	2,935	57.1	62	6.55	11.46	22	13
<b>TOTAL</b>	<b>35</b>	<b>32</b>	<b>1,355</b>	<b>798</b>	<b>9,205</b>	<b>58.9</b>	<b>80</b>	<b>6.79</b>	<b>11.54</b>	<b>72</b>	<b>51</b>

### RUSHING STATISTICS

Year	Gms	GS	No	Yards	Avg	TD	Lg
1998	3	0	4	-5	-1.2	0	1
1999	11	11	64	-61	-1.0	1	17
2000	10	10	39	53	1.4	2	18
2001	11	11	45	-115	-2.6	1	9
<b>TOTAL</b>	<b>35</b>	<b>32</b>	<b>152</b>	<b>-128</b>	<b>-0.8</b>	<b>4</b>	<b>18</b>

### Future Super Bowls

Super Bowl XXXVII	January 26, 2003	Qualcomm Stadium, San Diego, CA
Super Bowl XXXVIII	February 1, 2004	Reliant Stadium, Houston, TX
Super Bowl XXXIX	February 6, 2005	ALLTEL Stadium, Jacksonville, FL
Super Bowl XL	February 5, 2006	Ford Field, Detroit, MI

# LADELL BETTS

# 46

RB  
Height: 5-10  
Weight: 221  
Birthdate: 8-27-79  
Iowa  
Rookie



**How Acquired:** Selected by the Redskins in the second-round of the 2002 Draft (56th overall).

### Career Highlights:

- Impact runner who despite playing behind mediocre offensive lines during his career, still managed to gain 3,686 yards on 831 carries (4.4 avg), topped only by Sedrick Shaw (837 attempts for 4,156 yards, 1993-96) on the school's all-time record list.
- His 25 rushing touchdowns are surpassed only by Shaw (33) and Tavian Banks (33, 1994-97) in Iowa annals.
- Ranks tenth on the school's career-record scoring chart with 162 points.
- Joined Shaw as the only players in school history to rush for over 1,000 yards in a season twice in a career.
- Became the first player in Hawkeye history to lead the team in rushing four straight years
- Started 43 of 46 games during his career.

**2001 Season:** Betts was named second-team All-Big Ten Conference by the league's coaches. He started every game, extending his consecutive string to 42 contests. He was one of five seniors selected to team Leadership Group for the 2001 season. He carried 222 times for 1,060 yards (4.8 avg) with 10 touchdowns and his 1,060 yards rank eighth on the school's season-record list. He also added 15 receptions for 137 yards (9.1 avg), a score and 9 yards on a kickoff return. Betts gained a season-high 172 yards on 22 carries, including a 5-yard score and caught two passes for 14 yards against Indiana. He rushed 15 times for 121 yards and a 38-yard touchdown against Wisconsin, then against Northwestern he gained 86 yards on 22 carries with scores of 4 & 9 yards. He ran for 171 yards on 28 rushes with a 5-yard touchdown against Minnesota. Against Iowa State, he rushed for 150 yards on 25 attempts with a 42-yard touchdown and caught 3 passes for 22 yards, including a 14-yard score. In

the Alamo Bowl against Texas Tech, he had a 10-yard reception and two carries for four yards.

**2000:** Betts was an All-Big Ten Conference honorable mention. He was a recipient of the team's Coaches Appreciation Award. He started every game, rushing for a career-high 1,090 yards (seventh-best season total in school history) on 232 carries (4.7 avg) with five touchdowns. Betts tied Sedrick Shaw (1994-96), Jon Lazar (1976-78) and Silas McKinnie (1965-67) for the school record as he led the team in rushing for the third-straight year. Against Kansas State, he caught 17 passes for 111 yards (6.5 avg). He was then named Big Ten Conference Offensive Player of the Week as he rushed for 50 yards and Iowa's only score, adding 30 yards on two receptions. He rushed 23 times for 115 yards against Illinois. He gained a season-high 154 yards on 18 carries and had touchdowns of 65 & five yards against Minnesota. Betts finished the season with 25 carries for 101 yards against Penn State. **1999:** Betts was a second-team All-Big Ten-Conference selection and team co-Most Valuable Player. He started all year, carrying the ball 189 times for 857 yards (4.5 avg) and five touchdowns, becoming the 15th player in school history to lead the team in rushing in consecutive seasons. He caught 20 passes for 195 yards (9.8 avg) and a score. He gained a career-high 174 yards on 33 rushes, including a 10-yard touchdown and had two catches for 18 yards against Northern Illinois. His 174 yards were the most by a Hawkeye running back since Tavian Banks totaled 204 yards vs. Northern Iowa in 1997. He caught three passes for 44 yards and rushed for 103 yards on 16 carries with a career-long 74-yard touchdown against Northwestern. **1998:** Betts played in every game as a redshirt freshman, starting vs. Iowa State, Arizona and in the final six contests. He led the team with 188 carries for 679 yards (3.6 avg), five touchdowns, finishing third on the squad with 20 receptions for 259 yards (12.9 avg) and he also completed a pass for a 23-yard gain.

Against Iowa State, Betts scored the team's only touchdown on a 4-yard run in his first collegiate start. He gained 56 yards on 17 carries against Arizona. Against Illinois, he ran for a 4-yard touchdown, finishing with 56 yards on 13 rushes. He rushed for 60 yards on 16 carries against Michigan. Betts rushed for 112 yards on 30 carries, including a 2-yard score and caught 9 passes for 96 yards, finishing the day with 208 all-purpose yards vs. Northwestern. Betts had a breakout game against Indiana, amassing 151 yards on 31 carries.

**Personal:** Betts was named USA Today Missouri Player of the Year after earning first team All-State and All-Metro honors at Blue Springs (Mo.) High. He was also named Parade and SuperPrep All-American choice and selected to Blue Chip Illustrated's Dream Team. He was also a Prep Football Report All-American and

PrepStar All-Big Twelve Region pick. Prep Football Report named Betts the third-best recruit in the Midlands region and 57th best recruit in the nation. He was rated the sixth-best tailback prospect in the nation by SuperPrep and was named SuperPrep's Midlands Offensive Player of the Year. He earned All-Midland honors and was Midland Player of the Year as a senior, adding the Thomas Simone Award, which goes to the best high school player in the Kansas City area. Betts carried 238 times for 2183 yards (9.2 avg) and 32 touchdowns as a senior, helping the team post a 10-1 record, despite playing the majority of the season with a broken right hand. He averaged 40.3 yards on 11 kickoff returns and gained 1813 yards with 34 touchdowns rushing as a junior. Betts also excelled in track, competing as a sprinter. He was a recreation major at Iowa. He lives in Blue Springs, MO.

## Betts College Career Statistics

Year	<u>RUSHING</u>							<u>RECEIVING</u>				
	Gms	GS	No	Yrds	Avg	Lg	TD	Rec	Yrds	Avg	Lg	TD
1998	11	8	188	679	3.6	40	5	20	259	12.9	36	0
1999	11	11	189	857	4.5	74	5	20	195	9.8	22	1
2000	12	12	232	1,090	4.7	65	5	17	111	6.5	31	0
2001	12	12	222	1,060	4.8	42	10	15	137	9.1	35	1
<b>TOTAL</b>	<b>46</b>	<b>43</b>	<b>831</b>	<b>3,686</b>	<b>4.4</b>	<b>74</b>	<b>25</b>	<b>72</b>	<b>702</b>	<b>9.8</b>	<b>36</b>	<b>2</b>

## Redskins Top Picks

Washington has 20 players on its training camp roster that were selected in the first three rounds on a NFL draft.

### 1ST ROUND PICKS

Name	Yr/Overall	Drafted By
Reidel Anthony	97/16	Tampa Bay
LaVar Arrington	00/2	Washington
Champ Bailey	99/7	Washington
Rod Gardner	01/15	Washington
Darrell Green	83/28	Washington
Patrick Ramsey	02/32	Washington
Chris Samuels	00/3	Washington
Bruce Smith	85/1	Buffalo
Dan Wilkinson	94/1	Cincinnati
Renaldo Wynn	97/21	Jacksonville

### 2ND ROUND PICKS

Name	Yr/Overall	Drafted By
Ladell Betts	02/56	Washington
Jacquez Green	98/34	Tampa Bay
Jon Jansen	99/37	Washington
Kevin Lockett	97/47	Kansas City
Kevin Mitchell	94/53	San Francisco
Fred Smoot	01/45	Washington

### 3RD ROUND PICKS

Name	Yr/Overall	Drafted By
Rashad Bauman	02/79	Washington
Brett Conway	97/90	Green Bay
Cliff Russell	2/87	Washington
Jeremiah Trotter	98/72	Philadelphia

# RASHAD BAUMAN

# 25

CB  
Height: 5-8  
Weight: 181  
Birthdate: 5-07-79  
Oregon  
Rookie



**How Acquired:** Selected in the third round (79th overall) in the 2002 NFL Draft.

### Career Highlights:

- Anchor of the Ducks' secondary, starting 47 games during his career.
- Owns the Oregon career-record with three interception returns for touchdowns.
- Tied for sixth in Oregon annals with twelve interceptions.
- Only Jake Lecht (298 yards, 1945-47) has gained more yardage on interception returns in school history than Rashad's 293 yards.
- His 22 pass deflections in 2000 tied a school season-record.

**2001 Season:** Bauman was a third team All-American selection by The NFL Draft Report, as well as an All-Pac 10 Conference second-team choice. He started all year at left cornerback and recorded 56 tackles, deflecting 16 passes and intercepting two others for 39 yards in returns. In Oregon's first game of the season, Bauman held Wisconsin's standout receiver Nick Davis to only 37 yards as he totaled eight tackles and a pass deflection. During a four-game stretch versus Southern California, California, Stanford and Washington State, Bauman recorded 23 tackles, while forcing and recovering one fumble. **2000:** Rashad was a first-team All-American selection by The Sports Xchange and FansOnly.com, while earning third-team honors from the Associated Press and *Football News*. He was also a All-Pac 10 Conference first-team choice. He started every game at left cornerback, registering 32 tackles, causing two fumbles to lead the team. Bauman also ranked eleventh in the nation with five interceptions. Against Nevada, Rashad batted away three passes inside the red zone, including one inside the end zone and returned an interception 17 yards to set up a scoring drive. He set a school career-record versus Washington State with his third interception return for a

touchdown as he returned an interception 42 yards into the end zone in the first quarter, while also making three pass deflections and four tackles. Bauman earned Player of the Game honors in the Holiday Bowl against Texas, delivering six tackles, batting away a pass and intercepting another, while holding receiver Roy Williams to two catches. His performance earned him a berth on *Sports Illustrated's* All-Bowl team.

**1999:** Bauman was a medical redshirt the entire season due to a right knee injury. **1998:**

Bauman was an All-American selection by SportsPage.com and All-Pac 10 Conference honorable mention. He led the team as he deflected 11 passes and had three interceptions for 115 yards in returns and a touchdown. **1997:** Bauman replaced Brandon McLemore at the free safety position in the season's second game, earning eleven consecutive starts and a second-team freshman All-American selection by the *Sporting News*. He recorded a career high 56 tackles, along with six pass deflections and two interceptions for 61 yards and a touchdown. Against Southern California Bauman became the first freshman in school history to return an interception for a touchdown, returning the ball 61 yards for a score.

**Personal:** One of the most decorated gridiron stars in South Mountain (Phoenix, Az.) annals. He was named Arizona Class 5A Player of the Year by the *Phoenix Metro Magazine* and selected the state's premier defensive back, receiving the Tyrone Byrd Award during his senior season. He also gained 977 yards (8.8 avg.) and 18 touchdowns as a running back as the state's 5A scoring champion (172 points). Rashad, whose nickname is "Bo", was a sociology major at Oregon.

## Bauman College Career Statistics

Year	Gms	GS	Tkls	Solo	Asst	FR	FF	INT	Yrds	Lg	TD
1997	12	11	56	43	13	0	0	2	61	61	1
1998	12	12	44	36	8	0	0	3	115	80	1
2000	12	12	32	22	10	0	2	5	78	42	1
2001	12	12	56	45	11	1	1	2	39	39	0
<b>TOTAL</b>	<b>48</b>	<b>47</b>	<b>188</b>	<b>146</b>	<b>42</b>	<b>1</b>	<b>3</b>	<b>12</b>	<b>293</b>	<b>80</b>	<b>3</b>

CLIFF  
RUSSELL

82

WR  
Height: 5-11  
Weight: 186  
Birthdate: 2-08-79  
Utah  
Rookie



**How Acquired:** Selected in the third round (87th overall) of the 2002 NFL Draft.

### Career Highlights:

- Russell was the fastest player to ever perform for the Utes, recording a 4.27 time in the 40-yard dash.
- He started the last three years at flanker, catching 124 passes for 1862 yards (15.0 avg) and 10 touchdowns.
- His 124 receptions and 1862 yards rank sixth on the school's career-record lists.

**2001 Season:** As a senior Russell's speed and catching ability earned him an All-Mountain West Conference second-team selection by the league's coaches and media. Russell started every game at the flanker position, leading the team with a career-high 53 receptions for 744 yards (14.0 avg) and four touchdowns, while rushing five times for 26 yards (5.2 avg). Active in the Utes offense, Russell averaged 70.0 all-purpose yards per game. Against Oregon, Russell recorded 100 yards on seven receptions while facing one of the Pac-10 Conference's top cornerbacks and fellow Redskins draftee, Rashad Bauman. The best game of the 2001 season for Russell was versus Wyoming where he hauled in seven receptions for a season-high 157 yards and a 44-yard touchdown. In his next four games against Colorado State, UNLV, San Diego State, and BYU Russell tallied 20 receptions for 213

yards. Finishing the regular season with five catches for 59 yards including a 19-yard touchdown, Russell and the Utah Utes headed to the Las Vegas Bowl and faced Southern California. In the Bowl game, Russell wrapped up his college career with two catches for 19 yards.

**2000:** Russell appeared in eight contests, starting six at the flanker slot, and despite missing three games, he still managed to lead the team with 37 receptions for 517 yards (14.0 avg) and three touchdowns. His play earned him All-Mountain West Conference honorable mention. Russell averaged 65.2 all-purpose yards per game his junior year. Against Arizona he caught 10 passes for 141 yards, and versus Washington State he gained 131 yards on eight receptions, including touchdowns of 24 & 47 yards. **1999:** Russell started eight of the nine games he played, finishing second on the team with 34 receptions for 601 yards (17.7 avg) and three touchdowns. He became an offensive weapon averaging 67.4 all-purpose yards per game. In the Boise State game, he returned to catch three passes for 67 yards and a 52-yard score. Against Air Force he caught four passes for 77 yards, followed by a six catch, 63-yard effort versus San Diego State. Russell continued to get better, gaining 83 yards on six catches versus Colorado State. In his best game as a sophomore he caught six passes for 155 yards and an 80-yard touchdown against Wyoming. His 80-yarder was the ninth-longest reception in school history and

the longest since Henry Lusk's 87-yard grab vs. San Diego State in 1973. Against Brigham Young he caught four passes for 95 yards and a 70-yard score, and finished with a strong bowl game performance by recording five catches for 96 yards facing Fresno State in the Las Vegas Bowl.

**1998:** Russell also saw action versus Louisville and Texas-El Paso.

**Personal:** Russell was All-State as well as the 1996 OIA Offensive Player of the Year at

Campbell High (Ewa Beach, Hi.) High. He was offensive captain and earned the league's Most Outstanding Player. He also set school records for most yards in a game and longest touchdown run (91 yards). As an Athlete of the Month, Russell led Campbell to the 1996 OIA championship game. He also lettered in track. He was born in North Carolina and now resides in Ewa Beach, Hawaii.

## Russell College Career Statistics

Year	RECEIVING							RUSHING				
	Gms	GS	Rec	Yrds	Avg	Lg	TD	No	Yrds	Avg	Lg	TD
1998	2	0	0	0	0.0	0	0	0	0	0.0	0	0
1999	9	8	34	601	17.7	80	3	1	6	6.0	6	0
2000	8	8	37	517	14.0	48	3	1	5	5.0	0	0
2001	11	11	53	744	14.0	46	4	5	26	5.2	15	0
<b>TOTAL</b>	<b>30</b>	<b>26</b>	<b>124</b>	<b>1,862</b>	<b>15.0</b>	<b>80</b>	<b>10</b>	<b>7</b>	<b>37</b>	<b>5.4</b>	<b>15</b>	<b>0</b>

# ANDRE LOTT

# 34

CB/S  
Height: 5-10  
Weight: 194  
Birthdate: 5-31-79  
Tennessee  
Rookie



**How Acquired:** Selected in the fifth-round (159th overall) of the 2002 Draft.

### Career Highlights:

- Selected as a Jim Thorpe Award semifinalist in 2000.
- Recorded 152 tackles (118 solo) with a pair of interceptions, and 22 pass deflections during his Tennessee career.

**2001 Season:** Lott was an All-Southeastern Conference first-team pick by the league's coaches. He started the first seven contests at left cornerback, serving as defensive squad captain, recording 28 tackles (24 solos) with a 10-yard sack and also deflected four passes. He totaled 8 tackles (6 solos) in back-to-back games facing South Carolina and Kentucky. In the SEC Championship against Louisiana State Lott recorded 3 more hits. He closed out his college

career in the Citrus Bowl versus Michigan recording 6 solo tackles and a pass break-up.

**2000:** Lott was a Jim Thorpe Award semifinalist and an All-SEC second-team choice by the *Associated Press* and *The Sporting News*. He switched from cornerback, where he played as a regular in 1999, to free safety for the first two games, and then moved to strong safety, where he started in every contest, except versus Louisiana State. He recorded 55 tackles (39 solos) with a 4-yard sack, two stops for losses of 5 yards, intercepted a pass and deflected seven others. In the season opener against Southern Mississippi he had 7 tackles, 6 of which were solo. Lott added 6 solo tackles and deflected a pass against Florida. In the Louisiana-Monroe game, he recovered a fumble, advancing the ball 30 yards for a touchdown. Against Georgia, he got into the action with 9 tackles (5 solos) and a stop for a 1-yard loss, adding 4 more hits with a

pass break-up and a 4-yard sack against Alabama. In three games against South Carolina, Memphis, and Kentucky, Lott totaled 20 tackles (9 solos), and two pass deflections. To end the season, Lott returned an interception 18 yards, batted away 3 passes and was in on 5 tackles (3 solos) facing Vanderbilt and against Kansas State in the Cotton Bowl he had 6 tackles and a pass break-up. **1999:** Lott started all year at right cornerback, deflecting 10 passes and recording 45 tackles (38 solos). He also intercepted a pass and recovered two fumbles. In a big SEC game versus Florida, Lott recovered a pair of fumbles, deflected 2 passes and made 5 tackles (4 solos). Against Memphis he had another 5-tackle game with 2 pass break-ups. Facing Auburn, South Carolina and Notre Dame Lott collected 4 hits in each game. Registering a season-high 8 tackles (7 solos) with 3 pass deflections Lott helped the Vols roll past Arkansas. In the Fiesta Bowl versus Florida State, Lott was credited with 2 solo tackles.

**1998:** Lott played in every game behind Steve Johnson at left cornerback where he recorded 24 tackles (17 solos) with a pass deflection.

**Personal:** As a three-year starter at corner for Melrose HS (Memphis, TN), Lott was listed No. 1 in the state by *Knoxville News-Sentinel*, No. 2 by *Chattanooga Free Press*, and No. 3 by *Chattanooga Times*. His team reached the playoffs each of his three seasons, compiling a 33-6 record over that period. As Memphis' Defensive Player of the Year, he had 88 tackles, 12 sacks, 10 interceptions and three fumble recoveries. As a junior, Lott registered six interceptions and caused five fumbles. On the other side of the ball, he had seven touchdowns on receptions and two on rushes as a junior combination running back-wide receiver. Over his career he recorded 250 tackles and 17 interceptions. Lott also participated in track and baseball. At Tennessee, Lott was an urban studies major. He now resides in Memphis, TN.

### Lott College Career Statistics

Year	Gms	GS	Tkls	Solo	Asst.	FR	FF	Int	Yrds	Lg
1998	12	0	24	17	7	0	0	0	0	0
1999	11	11	45	38	7	2	0	1	0	0
2000	10	10	55	39	16	1	0	1	18	18
2001	10	7	28	24	4	0	0	0	0	0
<b>TOTAL</b>	<b>43</b>	<b>28</b>	<b>152</b>	<b>118</b>	<b>34</b>	<b>3</b>	<b>0</b>	<b>2</b>	<b>18</b>	<b>18</b>

**ROBERT ROYAL**

**45**

TE  
 Height: 6-4  
 Weight: 253  
 Birthdate: 5-15-79  
 LSU  
 Rookie



**How Acquired:** Selected in the fifth-round (160th overall) in the 2002 Draft.

**Career Highlights:**

- Finished his career with 59 receptions for 707 yards (12.0 avg) and seven touchdowns while starting 24 of 42 games.
- His reception and yardage totals rank third in school history among tight ends while his seven scores rank second.

**2001 Season:** As a big, athletic tight end, Royal was often used by LSU to stretch the defense. He is a solid route runner and is considered a very effective pass catcher with an impressive burst heading upfield. Royal was an All-Southeastern Conference first-team selection by the league's coaches, earning second-team honors from the Associated Press. He received the Eric Andolsek Leadership Award for his performance and was one of three team captains for LSU. He started every game for the second-straight year, finishing with 18 receptions for 224

yards (12.4 avg) and a touchdown. Against Tulane Royal had two catches for 21 yards and a 16-yard score. He posted 72 yards on 5 receptions and opened a hole for LaBrandon Toefield's 5-yard scoring run against Utah State. Against Arkansas he set up Toefield's 9-yard touchdown run with a 27-yard catch. In the SEC Championship against Tennessee, Royal caught 2 passes for 17 yards. He hauled in 2 catches for 15 yards and a 7-yard touchdown in the Sugar Bowl against Illinois. **2000:** Royal was an All-Southeastern Conference second-team choice by the Associated Press and first-team pick by the league's coaches. He started every game in 2000, setting an LSU record for tight ends with five touchdown receptions. He finished the year ranked fourth on the squad with 22 catches for 340 yards (15.5 avg). Against Houston, Royal caught 3 passes for 42 yards and a 30-yard touchdown. He posted 54 yards on 3 catches, including a game-winning 25-yard score in overtime that gave the Tigers a 38-31 victory against Tennessee. He tallied 3 catches for 33 yards and a 5-yard touchdown against Florida. Against Alabama he hauled in 3 passes for 71 yards, including scores of 5 & 16 yards. **1999:** Royal tallied 19 catches for 143 yards (7.5 avg) and a touchdown in ten games. Against Kentucky and Georgia he gained 12 yards on 3 receptions in both games. He posted 3 receptions for 43 yards against Mississippi State

and caught 3 passes for 24 yards against Mississippi. Against Florida he hauled in a 10-yard touchdown catch. **1998:** Used mainly as a blocker, Royal ended up in 120 plays on offense and 42 on special teams. His special teams action came on kickoff return and punt return units. He also played in five games for the LSU men's basketball team before retiring from the sport in late January. In five games, he played 37 minutes and scored 10 points (2.0 per game) to go along with six rebounds (1.2 per game).

**Personal:** Royal tallied 80 tackles and five sacks at defensive end his senior year at Karr (New Orleans, La.) High. Primarily a blocker, he also posted 9 catches for 177 yards, an average of 19.7 yards per catch during his senior season. He graduated in August 2001 with a degree in kinesiology, and is a native of New Orleans, LA.

### Royal College Career Statistics

Year	Gms	GS	No	Yrds	Avg	Lg	TD
1998	9	0	0	0	0.0	0	0
1999	10	1	19	143	7.5	18	1
2000	11	11	22	340	15.5	50	5
2001	12	12	18	224	12.4	29	1
<b>TOTAL</b>	<b>42</b>	<b>24</b>	<b>59</b>	<b>707</b>	<b>12.0</b>	<b>50</b>	<b>7</b>

# REGGIE COLEMAN

# 79

OL  
Height: 6-5  
Weight: 297  
Birthdate: 11-4-78  
Tennessee  
Rookie



**How Acquired:** Selected by the Redskins in the sixth round (192nd overall) on the 2002 Draft.

#### Career Highlights:

- Two-year starter at left offensive tackle. Started 22 of his final 24 games.
- Coleman was rated the best offensive line prospect in Arkansas by Super Prep as a senior at Jonesboro (Ark.) High.

**2001 Season:** Coleman started ten contests at left offensive tackle, collecting 65 key blocks/knockdowns for an offense that averaged 402.4 yards per game. Against Louisiana State he made six knockdowns, effectively blocked

linebacker Trev Faulk and also opened a hole used for a 3-yard scoring run as the team totaled 448 yards. Coleman knocked down defensive end Dennis Johnson with a block to setup Tennessee's 59-yard touchdown pass to Donte' Stallworth against Kentucky. He made a key block on linebacker Andra Davis to spring tailback Travis Stephens for a 35-yard scoring run as the Vols amassed 242 yards on the ground against Florida. In the Citrus Bowl, versus Michigan, Coleman paved the way for Stephens' 3-yard touchdown run as the offense finished with 503 yards. **2000:** Coleman started every game at left offensive tackle, grading 82.2% for blocking consistency while posting 73

knockdowns for an offense that averaged 406.4 yards per game. Against Louisiana State he finished with six knockdowns, including one that cleared the way for a 13-yard gain by tailback Travis Henry that set up a Vol 36-yard field goal. He graded a season-high 88%, recording ten knockdowns and blocking a pair of defenders on a 2-yard scoring pass against Arkansas, as the offense amassed 502 yards. **1999:** Coleman appeared in ten games, starting the Georgia contest at left offensive tackle. In his start against Georgia, he helped the pass protection with four knockdowns as QB Tee Martin passed for 283 yards and rushed for three touchdowns.

**Personal:** Coleman was a three-year starter playing both ways at offensive tackle and defensive end at Jonesboro (Ark.) High. As a senior, Super Prep rated him the best offensive line prospect in Arkansas. He was a two-time All-State pick and also earned All-Region and All-District honors. As a senior he had 72 tackles with 12 for losses and three sacks. In addition to football, Coleman was the starting center on the state championship basketball team as a freshman and also threw shot put for track team. He was a sociology major at Tennessee.

## JEFF GRAU

# 43

LS  
Height: 6-3  
Weight: 257  
Birthdate: 12-16-79  
UCLA  
Rookie



**How Acquired:** Selected in the seventh-round of the 2002 Draft (230th overall).

### Career Highlights:

- Performed long snapping duties throughout entire four-year career at UCLA.
- One of just five true freshmen to play for the varsity

**2001 Season:** Grau served as UCLA's snapper on all punts and placements. He was perfect on every snap and recorded two special teams tackles. Coming into the draft, he was considered the top collegiate long snapper.

**2000:** Grau was one of the unsung players on the team, but he again played an important role with his snaps on punts and place kicks. His role was especially important on PAT and FG attempts due to a new holder. As a leader on special teams, he was usually one of the first players down the field on punt coverage. **1999:** Grau's efforts as the long snapper played an important role in the success of two new kickers. Punter Nate Fikse and place kicker Chris Griffith filled the new kicking duties. Considered very athletic, Grau also made three tackles on punt coverage. **1998:** He earned the long snapping job for place kicks during fall camp and

eventually took over duties for the punting unit, where he excelled. He was one of just five true freshmen to play for the varsity.

**Personal:** Grau earned two letters in football under coach Steve Grady at Loyola High School. He played tight end and defensive end as a senior, and quarterback and defensive line as a junior. As the captain of the squad his senior year, he earned first-team All-League acclaim and led Loyola as CIF Division I runner-up. He recorded 64 tackles, including six sacks, and made eight receptions for 68 yards. He was also selected first-team All-League three times and team MVP twice as a first baseman and pitcher. He was a sociology major at UCLA and was born in Inglewood, CA.



# GREG SCOTT

# 96

DE  
Height: 6-4  
Weight: 258  
Birthdate: 10-2-79  
Hampton  
Rookie



**How Acquired:** Selected by Washington in the seventh-round (234th overall) in 2002.

### Career Highlights:

- Three-year starter at left defensive end.
- Finished his career with 128 tackles (88 solos), 11 1/2 sacks for minus-120 yards, 27 stops behind the line of scrimmage and 13 quarterback pressures.
- Named All-American and All-Mid Eastern Conference first-team selection by The NFL Draft Report.
- All-MEAC first-team choice in 2000.

**2001 Season:** Scott started all season at left defensive end, recording 56 tackles (35 solos) with three sacks for losses of 27 yards and nine stops for losses of 40 yards. He was credited with a pair of pass deflections and five QB pressures. He earned the All-American and All-Mid Eastern Conference first-team selection by The NFL Draft Report. Against Virginia State Scott made 5 tackles with a 7-yard sack and two stops for a combined loss of nine yards. He was credited with a 6-tackle (4 solos) performance against Rhode Island. He recorded nine tackles (7 solos), a 13-yard sack and three stops for losses of 19 yards against Norfolk State. Against

Bethune-Cookman he had a season-high 11 tackles (8 solos) with a stop for a loss. He closed out his career with a pair of pressures, a 7-yard sack and 6 tackles against Morgan State. **2000:** Scott started all season at left defensive end. He registered 50 tackles (39 solos) with six sacks for minus 83 yards and 13 stops from behind the line of scrimmage. He recovered two fumbles, caused four others and had a quarterback pressure. He was All-MEAC first-team choice.

**1999:** Started in ten games at left defensive end in his first season of collegiate action. He finished the season, with 22 tackles (14 solos), two sacks for minus 10 yards and five stops behind the line of scrimmage. He recovered a fumble and was credited with seven quarterback pressures. The versatile Scott also intercepted a pass and deflected another. **1998:** Did not play under NCAA Proposition 48 rules.

**Personal:** Scott was an All-State linebacker and MVP of the VSHL all-star game as a senior at Southampton (Courtland, Va.) High. He earned All-Region and All-District honors. He also received All-District accolades in basketball. He was a Communications Disorders major at Hampton.

## Scott College Career Statistics

Year	Gms	GS	Tkls	Solo	Asst	Int	Yrds	FR	FF	Sacks	Yrds
1999	10	10	22	14	8	1	7	1	0	2.0	10
2000	11	11	50	39	11	0	0	2	4	6.5	83
2001	11	11	56	35	21	0	0	0	0	3.0	27
<b>Total</b>	<b>32</b>	<b>32</b>	<b>128</b>	<b>88</b>	<b>40</b>	<b>1</b>	<b>7</b>	<b>3</b>	<b>4</b>	<b>1.5</b>	<b>120</b>

# ROCK CARTWRIGHT

# 40

FB  
Height: 5-7  
Weight: 239  
Birthdate: 12-3-79  
Kansas State  
Rookie



**How Acquired:** Selected by the Redskins in the sixth-round (192nd overall) of the 2002 Draft.

### Career Highlights:

- Punishing inside runner who showed a knack for coming up with a key block or big play.
- The Trinity Valley Community College transfer started 15 of 23 games he played.
- Finished with 570 yards and seven touchdowns on 112 carries (5.1 avg), and caught 20 passes for 186 yards (9.3 avg).

**2001 Season:** Cartwright earned All-Big Twelve Conference honorable mention from the league's coaches. He started every game, except Nebraska, at fullback. He registered 66 carries for 292 yards (4.4 avg) and a pair of touchdowns, and caught 15 passes for 108 yards (7.2 avg). Against USC, he rushed for 56 yards on 9 carries and had 3 carries for 36 yards against Oklahoma. He gained 27 yards on 8 carries, 58 yards on 6 catches and made a key block on safety Kevin Curtis on a 4-yard touchdown run by Mark Dunn against Texas Tech. Against Texas A&M, Cartwright rushed for 41 yards and a 6-yard touchdown on 11 carries. He ran for a 4-yard touchdown, finishing with 31 yards on 8 carries against Louisiana Tech and posted 4 catches for 34 yards against Missouri.

**2000:** Cartwright emerged from reserve player to starting fullback. He started five of the final six games, totaling 46 carries for 278 yards (6.0 avg) and five touchdowns. He also registered 78 yards on five receptions (15.6 avg). Against Ball State, Cartwright scored two touchdowns, his first

two as a Wildcat. He caught a 16-yard score and rushed for 21 yards on 7 carries against North Texas. He scored on a 15-yard run, gaining 41 yards on 14 carries against Texas Tech and rushed for 32 yards on two carries against Nebraska. Against Missouri, Cartwright rushed for 51 yards on 5 carries, including a 13-yard touchdown and a 39-yard reception. In the Big Twelve Championship against Oklahoma, he rushed 9 times for 49 yards. Against Tennessee in the Cotton Bowl, he ran for 15 yards on 4 carries and caught a 13-yard pass. **1999:** Cartwright attended Trinity Valley (Austin, Tex.) Community College. He earned honorable mention All-Conference in both his seasons and led the Cardinals to a Southwest Junior College Conference title win.

**Personal:** Cartwright attended Conroe (Tex.) High where he started all four seasons in football. He was named Parade All-American and was considered one of the top running backs in Texas in 1998. He set a school season record with 2,060 yards as senior. He finished his career with 5,231 rushing yards. In both his junior and senior year, Cartwright was awarded the District 15-5A Most Valuable Player award and the second-team All-State pick. He also earned first-team All-District honors for his last three seasons. He had a career-best 396 yards rushing versus Tumball High and added a 370-yard game vs. Sam Rayburn High. In addition, he lettered four years in track & field and twice in baseball. He was a social science-education major at Kansas State.

## Cartwright College Career Statistics

Year	RUSHING								RECEIVING				
	Gms	GS	No	Yrds	Avg	Lg	TD	Rec	Yrds	Avg	Lg	TD	
2000	12	5	46	278	6.0	24	5	5	78	15.6	39	0	
2001	11	10	66	292	4.4	27	2	15	108	7.2	16	0	
<b>TOTAL</b>	<b>23</b>	<b>15</b>	<b>112</b>	<b>570</b>	<b>5.1</b>	<b>27</b>	<b>7</b>	<b>20</b>	<b>186</b>	<b>9.3</b>	<b>39</b>	<b>0</b>	

## First-Year Players

### DONOVAN ARP

# 74



DT  
Ht: 6-3  
Wt: 293  
Born: 1-12-78  
Louisville

Arp signed with Washington from the Tennessee practice squad on 10/3/01, after signing with the Titans as an undrafted free agent 4/22/01... In 2001, he was active for three games (Car-10/21, NYG-10/28, NO-12/30), but did not play... The remaining 10 games Arp was inactive... He lettered two years at Louisville after transferring from Snow Junior College... Arp finished his Cardinal career with 95 tackles, 32 for a loss, after starting 23 consecutive games... He came back for his senior season after an off-season recovery from ruptured Achilles' tendon... He recorded 50 stops, ranked third among Cardinals with 16 tackles for loss and fourth on the team with six sacks... The performance earned him second-seam All-Conference USA honors, and he went on to play in the Hula Bowl... In his junior season, he posted a team-high 16 tackles for loss, tied the team lead with seven sacks and led defensive lineman with 45 tackles... While at Snow Junior College, he totaled 37 tackles and six sacks as a sophomore and, as a freshman, led the team in sacks (7) despite a reserve role... Lettered three years in football, track and field and rugby at Murray (Utah) HS, earning All-Region honors in football as a senior... Majored in biology at Louisville... Arp was born in Whiteman Air Force Base, MO.



### THAD BUTTONE

# 37



FB  
Ht: 6-0  
Wt: 257  
Born: 5-21-79  
Troy State

Entered the NFL as an undrafted free agent with Carolina in 2001... Was acquired by Washington as a free agent 7/27/01... Buttone spent 2001 training camp with the Redskins but was cut when the team sized the roster down to 53 players... During a four year collegiate career at Troy State, he amassed 986 yards and five touchdowns on 204 carries... He had the best season as a senior, recording 46 carries for 213 yards and a touchdown... He also had 35 receptions for 342 yards and two touchdowns. He was named to the All-Conference team... Buttone earned first team all-city honors after his senior season at Therrell High School... He was a four-year letter winner who rushed for more than 2,700 yards, and more than 700 receiving yards for his career... He majored in sports fitness and management at Troy State, and his hometown is Atlanta, GA.

### JAURON DAILEY

# 59



LB  
Ht: 6-3  
Wt: 232  
Born: 2-20-78  
Florida A&M

Dailey signed with the Washington Redskins as an undrafted free agent in April 2001... He spent the 2001 season on injured reserve, after suffering a knee injury in the pre-season... At Florida A&M, Dailey was a first-team All-MEAC selection in 2000 after recording 13 sacks, 64 tackles, two blocked kicks, and three forced fumbles... His 1999 junior campaign was highlighted with 57 tackles and 18 sacks, which ranked as the second highest sack total in

Rattlers history... Dailey transferred from Youngstown State University, where in two seasons he compiled 30 tackles and five sacks. He majored in fine arts/graphic design, and is a native of Miami, FL.

## TIM ENGELHARDT

# 90

DL  
Ht: 6-2  
Wt: 296  
Born: 5-12-78  
New Mexico St.



Engelhardt joined the NFL as an undrafted free agent with Minnesota in April 2000... He came to Washington as an unrestricted free agent 3/15/02... Previously, Engelhardt had a solid season playing for the Barcelona Dragons in NFL Europe... As an impressive pass rusher, he amassed 6.5 sacks with the Dragons, ranking 5th in NFLLEL and 1st on his squad... He also recorded 30 tackles, 3 passes defended and a forced fumble. He earned All-NFLLEL honors on his way to leading the Dragons to the World Bowl IX Championship... Engelhardt 2000 training camp with the Vikings, but was released in mid-August... At New Mexico State, Engelhardt started his final 35 games, and was a candidate for the Lombardi Award entering his senior season... As team captain in his senior year, he started all 11 games, recording 54 tackles, including 15 tackles-for-loss and finished 2nd on the team with 5.5 sacks... He earned first-team All-Big West honors for the third consecutive season, along with GTE Academic All-American and Academic All-Big West for the third consecutive year... As a junior, he finished the season with 31 tackles, four for loss, a sack and a fumble recovery... As a sophomore in 1997, he started in all 11 games, earning second team All-Big West honors, and was named the Big West Special Team Player of the Week vs. Idaho after blocking two field goal attempts... Engelhardt finished the season with 28 tackles, including four for loss and 3.5 sacks... He was also named to the Academic All-Big West team... In his freshman season, he started in three of the four final games finishing with 17 tackles, a sack, two tackles for loss and a fumble recovery... Engelhardt was a member of the National Honor Society and majored in accounting at New Mexico State... He was born at Edwards Air Force Base.

## OTIS FLOYD

# 92

LB  
Ht: 6-1  
Wt: 237  
Born: 6-13-76  
Louisville



Floyd joined the Redskins as an unrestricted free agent 1/10/02... In 2001, he played linebacker for the San Francisco Demons of the XFL, recording 5 defensive tackles... Floyd signed with the Calgary Stampedo of the CFL 5/10/00... Floyd was picked up off waivers from the Stampedo by the Edmonton Eskimos, having played four games for the Eskimos before being released in September 2000... Floyd spent five years at the University of Louisville, sitting out his freshman season... As a senior in 1999, Floyd compiled 22 total defensive tackles in only 7 games, including 9 for a loss and 2 quarterback sacks... His best game of 1998 came at defensive end, as Floyd recorded his season high 8 defensive tackles against Boston College... He was the Cardinals second leading rusher despite playing in just 7 games at fullback in 1997... He carried the ball 15 times for 171 yards and 2 rushing touchdowns... He caught an additional 16 passes for 125 yards and a score... In 1996, Floyd played in 9 games, two as the starting tailback... He was a justice administration major at Louisville.

## DAN FRANTZ

# 8

P/K  
Ht: 6-1  
Wt: 196  
Born: 7-9-77  
Portland State



Frantz returns for his second tour with the Redskins, having spent 2001 training camp with the Skins last summer... He was originally signed as an undrafted free agent in April 2001, but released at the end of camp... He rejoined the Redskins this spring, signed as a free agent 3/11/02... At Portland State, he was

named Associated Press third-team All-American in 2000, averaging 42.7 yards with 16 downed inside-the-20... He also gained honors as first-team All-Big Sky Conference selection as a punter and kicker... During his college career, he totalled 193 punts for 7,884 yards for an average of 40.8 yards, with 28 punts downed inside the 20-yard line... Frantz was a social science major at Portland State... He attended Columbia River High School... His hometown is Vancouver, WA.



## KENNETH GRANT

# 36

CB  
Ht: 6-0  
Wt: 205  
Born: 1-7-79  
Kentucky



Grant started his NFL career as an undrafted free agent with Carolina 4/27/01, waived at the start of training camp... He joined the Washington Redskins as a free agent 3/22/02... At Kentucky, Grant totaled 70 tackles, nine passes defended and two fumble recoveries... As a senior in 2000, he started six games after missing the opening two contests with a sprained ankle, and notched 17 tackles, two passes defended and a fumble recovery... He recorded 46 stops in 12 starts as a junior, contributed seven tackles after switching from running back as a sophomore... He missed three games with a broken finger, and gained 107 yards on 21 carries as a reserve fullback his true freshman year (1997)... Grant was an all-district and All-Central Texas choice at running back as a senior at Regan HS in Austin, Texas... He also saw action on defense at safety, and also ran track... Majored in management at Kentucky.

## LEON HIRES

# 62

OL  
Ht: 6-4  
Wt: 297  
Born: 12-6-77  
Florida



Joined the Washington Redskins as a free agent 4/24/02... He got his NFL start with the Tampa Bay Buccaneers, spending the early part of the 2001 season on the Buccaneers' practice squad, and three weeks on the active roster before being released 9/26/01... In college, he played three seasons at Florida after transferring from Notre Dame... He played in 20 career games with 12 starts, seeing action at both tackle and guard... As a senior, Hires started in all 13 games, including the Nokia Sugar Bowl... He was named the Gators Best Offensive Lineman in 2000, and received his degree in business administration... He was a three-year letterman at Manatee High School in Bradenton, FL, earning first-team All-State honors as a senior and a third-team All-State selection as a junior... He was named team-captain and did not allow a sack during senior season... Hires is a native of LaGrange, GA.

## LADAIRIS JACKSON

# 94

DE  
Ht: 6-2  
Wt: 261  
Born: 6-16-79  
Oregon State



Jackson signed with the Redskins 1/23/02... He joined the NFL as an undrafted free agent of the Seattle Seahawks in 2001... Jackson spent two years at Oregon State totaling 86 tackles (69 solo), 15.5 sacks, two forced fumbles, and one interception... He started all 12 games at defensive end and posted a school record 11.5 sacks (3rd Pac-10)... Jackson was named

honorable mention All-Pac-10 as a senior... He played and started the first four games his junior campaign, finishing with 34 tackles (28 solo), four sacks and one forced fumble... Jackson started his college career at El Camino College in Torrance, CA. and was named to the JC Grid-Wire All-America first team... He finished his two-year career as a senior with 83 tackles, recording 67 tackles (27 solo), seven sacks, four forced fumbles, four fumble recoveries and one interception... He was selected first-team All Mission Conference, Northern Division for his efforts. He is a native of Denver, CO. He and his wife, Bobbi, have a daughter, Kyla.

## DUSTIN KEITH

61



OL  
Ht: 6-5  
Wt: 295  
Born: 8-8-77  
Virginia

Keith spent the 2001 training camp with the New York Jets and was released in August... He signed with the Redskins 1/23/02 and was allocated to NFL Europe... Keith started in all 10 regular season games, helping lead the Fire to World Bowl X... Keith started in all 12 games at center during his senior season at Virginia in 2000... Previously, he was a reserve along the offensive line, primarily as a tackle... He began his playing career at Virginia as a defensive tackle, switching to the offensive line in the middle of the 1998 campaign... He red-shirted in 1996... A native of Yorktown, VA, Keith attended Tabb High School, where he was rated as one of Virginia's Top 25 prospects by the *Roanoke Times*... He received his undergraduate degree in sociology in May of 2000.

## LEMAR MARSHALL

52



LB  
Ht: 6-2  
Wt: 228  
Born: 12-17-76  
Michigan State

Marshall entered the NFL as an undrafted free agent with Tampa Bay 4/19/99... He spent parts of 1999 and 2000 on the practice squads of the Buccaneers and the Philadelphia Eagles... In 2001, he spent training camp with the Denver Broncos before being released in early September... Marshall signed with Washington 12/26/01... At Michigan State, Marshall lettered four years, compiling 261 tackles and 27 passes defended... As a senior, he finished third on the team with a career-high 101 tackles, and also recorded two interceptions, breaking up 16 other passes... He started four of 12 games at strong safety as a junior, recording 79 tackles... Posted 54 stops in 12 games as a sophomore... Marshall played in 11 games as a true freshman, including two at cornerback... He majored in merchandising management... Marshall was a first-team all-state pick as a senior St. Xavier High School in hometown of Cincinnati, OH.

## DARNERIEN McCANTS

85



WR  
Ht: 6-3  
Wt: 210  
Born: 8-1-78  
Delaware State

McCants begins his second year with the Washington Redskins... He was drafted by Washington in fifth-round of the 2001 NFL Draft (154th overall)... He was signed to the active roster, but was inactive for all 16 games in 2001... At Delaware State, McCants played his best season as a senior, at tight end... He tallied career-highs of 36 catches, 692 receiving yards and 18 TDs... His TD total set Delaware State and MEAC records and was No. 1 in Division I-AA... He finished seventh in I-AA in scoring with 116 points on 19 TDs, one being a 51-yard kickoff return, and a two-point conversions... McCants was named to the All-MEAC First Team and the *Sports Network*, *Walter Camp* and *Sheridan Broadcast Network* Black College All-America teams... He set a school and MEAC single-game record with five TD catches against both Liberty (9/23/00) and North Carolina A&T (11/4/00). He tallied at least one TD catch in each of the last six games of his collegiate career... As a junior in 1999, McCants played in all eleven games, catching nine passes for 292 yards (career-high 33.2 avg.) with two TDs... As a sophomore, he was fourth on the Hornets in receiving yards (251) and fifth in catches (18)... As a freshman he led

the Hornets with four TD catches, was second in receiving yards (380) and third in catches (20)... He played in 42 of 43 possible games... McCants was the first Delaware State player chosen in the NFL Draft since the Dallas Cowboys selected guard Rod Milstead in the fifth round in 1992... Last season with the Redskins, McCants participated in a number of community outreach programs, including Redskins Read and Redskins All-Stars... He attended charity events including Taste of the NFL, a dinner and auction benefiting D.C. Central Kitchen, and MS Sports Night, benefitting the National Multiple Sclerosis Society... He helped teammate Eddie Mason assemble Thanksgiving baskets for the annual holiday program founded by Mason's foundation... After the September 11th attacks he visited the Pentagon to show his support for the rescue and relief workers.

## IVAN MERCER

# 49

TE  
Ht: 6-6  
Wt: 227  
Born: 9-19-76  
Miami



Mercer signed with Washington for the second time 1/23/02 and was allocated to NFL Europe, where he played for the Berlin Thunder... He started five of 10 games, compiling 25 receptions for 247 yards, helping lead the Thunder to the World Bowl X Championship... He was second in the NFL EL in receptions by tight ends (25)... He originally signed with the Redskins as an undrafted free agent in April 2001, released after training camp... At Miami, he started all eleven games as a senior in 2000, and was credited with 10 receptions for 125 yards and one touchdown... In 1999, he played in nine games and had five receptions for 61 yards and two touchdowns... He began his collegiate playing career at Orange Coast Junior College, where he was selected as first-team All-Mission Conference selection and team MVP for two seasons... He attended Oakmont High School, where he also played basketball, averaging 18 points, eleven rebounds and four blocks... He was the conference high jump and hurdles champion, and competed in the two-man volleyball competition in the 1993 Junior Olympics... Mercer is a native of Antelope, CA... He majored in marketing at Miami.

## SEAN POWELL

# 99

DT  
Ht: 6-1  
Wt: 298  
Born: 1-23-74  
New Mexico St.



Powell joined the Redskins 3/14/02 as a free agent... He joined the NFL in April 2000, signed as an undrafted free agent by the Detroit Lions... He spent 2000 training camp with the Lions, and was then released prior to the regular season... He resigned with the Lions at the end of the 2000 season, and was allocated to NFL Europe, where he played with the Amsterdam Admirals... Powell registered 2.5 sacks, 21 tackles (16 solo) and one pass defended for the Admirals in 2001... He returned to Detroit for 2001 training camp, before being released in the beginning of September... Powell played for two seasons at New Mexico State after transferring from Long Beach City College in CA... He recorded a team-high 6.5 sacks to go with 55 tackles (12 for loss) as a senior defensive end in 1999... He was named second-team All Big West, and team Defensive Player of the Year... Made 25 tackles and one sack as a junior, breaking into the starting line-up at defensive tackle for the final two games... He was a two-time first-team All-Mission Conference while at Long Beach C.C... Helped Long Beach win the Simple Green-Orange County Bowl in 1997... Powell was a second-team All-State pick at Leuzinger High School... He is a native of Inglewood, CA.

## JUSTIN SKAGGS

# 16

WR  
Ht: 6-2  
Wt: 202  
Born: 4-22-79  
Evangel (MO)



Skaggs joined the Redskins as an undrafted free agent in April 2001, and spent the 2001 season on the practice squad... He was named to the active roster for the last two games of the season, but did not play... Skaggs was a versatile player, contributing at several positions during his four years at Evangel... As a senior in 2000, he was starting flanker, leading the receivers with 22 receptions for 295 yards and four touchdowns... He earned third-team All-Conference honors... As a junior, he handled kickoff and long field goal kicks, caught seven passes for 74 yards and won team's Crusader Award for top special teams player... In 1998, he saw action as both a kicker and defensive back, recording eight tackles and a pass deflection... He finished his freshman season with ten tackles and one interception, returned for a 38-yard touchdown... He attended St. Clair High School in his hometown of Wentzville, MO... While at Evangel, he majored in criminal justice and psychology... During last season with the Redskins, Skaggs participated in a number of community activities, including Quarterback Club luncheons and helping teammate Eddie Mason and his foundation put together Thanksgiving baskets as part of his annual program... He also was a speaker at the annual 4th and Life HS Football Forum held by the Washington Redskins Leadership Council, helping area athletes prepare for life on and off the football field.

## CHANDLER SMITH

# 27

DB  
Ht: 6-1  
Wt: 201  
Born: 3-29-76  
Southern  
Mississippi



Smith signed with the Redskins as a free agent 1/23/02, was allocated to NFL Europe where he played for the Rhein Fire... He participated in all ten games, starting two, and had four tackles, a pass defended and three special teams tackles... He helped lead the team to the World Bowl X Championship game... Smith started his NFL career as an undrafted free agent signed by Jacksonville in April 2001... He spent 2001 training camp with the Jaguars before being waived... At Southern Mississippi, Smith was a three-year letterman who played primarily defensive back and special teams... He played in three games as a senior, recording 13 tackles (10 solo)... As a junior, played primarily on special

teams, seeing action in ten games... He posted five tackles... Smith attended St. Aloysius High School in Vicksburg, MS and finished his career with 976 yards rushing and 15 touchdowns, earning All-County and All-District honors.

## LEONARD STEPHENS

# 49

TE  
Ht: 6-3  
Wt: 249  
Born: 7-9-78  
Howard



Stephens signed with the Redskins as a unrestricted free agent 4/24/02... He joined the NFL as a rookie free agent, signing with San Diego in April 2000... He was signed by the Detroit Lions and allocated to the Scottish Claymores of NFL Europe... At Howard, he caught 18 passes for 275 yards in eight games as a senior, finishing third on the squad in receiving... As a junior, he added seven catches for 78 yards and a touchdown... Caught three touchdown passes as a freshman... During his time at Howard, he was an active member of the Big Brother/Big Sisters program at Bruce Monroe Elementary... He earned a degree in marketing and worked as an investment banker with J.P. Morgan Chase, & Co... Lettered in football at West Windsor High School in Princeton, NJ... Stephens was born in Miami, FL.

## ALEX SULFSTED

# 75

OL  
Ht: 6-3  
Wt: 320  
Born: 12-21-77  
Miami (OH)



Sulfsted signed with the Washington Redskins from the Cincinnati Bengals practice squad on 10/26/01... First joined the NFL as a sixth-round draft choice (176th overall) by the Kansas City Chiefs in 2001... He was inactive for all games

while on the roster... In his senior season at Miami (Ohio), Sulfsted started every game at left tackle, gaining accolades including second-team All-Mid-American Conference. He was nominated for the Verne Smith Award, given to the MAC's Player of the Year... During his 1999 season, he started in eight of eleven games at left tackle... As a sophomore, Sulfsted played in all eleven games while starting nine... He was named *Football News* All-Mid American Conference first-team selection... He was a redshirt freshman in 1997, playing in three games in a reserve role... He redshirted in 1996 and played tight end on the scout team... Sulfsted was a three-year letterman at Marlemont High School, and is a native of Lebanon, OH.

## MARK WASHINGTON

# 30



CB  
Ht: 5-8  
Wt: 187  
Born: 4-16-73  
Rutgers

Washington signed with the Redskins as a free agent 1/25/02... He entered the NFL as a free agent with the New York Giants in 1996... He moved on to the Canadian Football League in 1997, playing for the Montreal Alouettes for five seasons (1997-2001)... During that time, Washington played in 42 games and totaled 149 tackles with five interceptions... He spent the 1997 NFL Europe season with the Barcelona Dragons... He played college ball at Rutgers University from 1992-1995... Team captain his senior year, he recorded 18 tackles, one sack, one fumble recovery and one interception in a season cut short by a shoulder injury... His junior season, he led the team in tackles with 95 and added a team-leading three interceptions... Washington earned his undergraduate degree in mechanical engineering... He attended Bishop McNamara High School in Forestville, MD and was president of his senior class... During his free time, Washington works with Washington area youth and is involved in Fellowship of Christian Athletes... He and his wife, Judith, live in Temple Hills, MD.

## KENNY WATSON

# 32



RB  
Ht: 5-11  
Wt: 214  
Born: 3-13-78  
Penn State

Watson joined the Redskins as an undrafted free agent 4/25/01... He played one game for Washington in 2001 (San Diego 9/9/01), in a reserve role... He was assigned to the practice squad 10/18/01... At Penn State, Watson had 16 catches for 275 yards and one touchdown his senior season, adding seven rushes for 31 yards... In 1999, he recorded 724 all-purpose yards... He left the team with 22 kickoff returns for an average on 23.7 yards, second best in the Big Ten... He was a medical redshirt in 1998, due to a back injury... In 1997, he saw action at tailback, returning 12 kickoffs... He played in 11 games as a freshman and led the Big Ten with 16 returned kicks for a 23.5 average... Watson attended Harrisburg High School in PA, his hometown. At Penn State, he majored in intergrated arts.

## College Free Agents

## WIL BECK

# 77



DT  
Ht: 6-2  
Wt: 329  
Born: 11-10-79  
Idaho

Played in ten games for the Vandals during his senior season... Recorded 37 tackles, ten for losses and three sacks... Compiled 65 tackles, 4.5 sacks and a fumble recovery during his junior

campaign... Earned 2000 Co-Big West Conference Defensive Player of the Year honors... Made 38 tackles, one fumble recovery and six sacks his sophomore season... Was named to the second team All-Big West Conference in 1999... Finished with 32 tackles and 2.5 sacks and a fumble recovery his freshman year... Earned 1998 honorable mention All-Big West Conference... Native of Spokane, Washington... Attended Central Valley High School in Veradale, WA... Received honors as Washington 4A Player of the Year in 1997 and first team all-state... Competed in wrestling and track... Was the 1996 district champion in the discus... Enjoys backpacking and cooking... Majored in family life education.

## RON BOLDIN

# 69

OT  
Ht: 6-5  
Wt: 318  
Born: 4-6-78  
Florida State



Played in all 12 games for the Seminoles his senior season, mostly on special teams... Was part of an offense that ranked second in the Atlantic Coast Conference in scoring and total offense... Participated in a reserve role along the offensive line during his junior year... Did not allow a sack in 2000... Saw most of his playing time on Florida State special teams as a sophomore... Played at both tackle positions... Made the transition from defensive line to offensive line and worked on the Seminole scout units... Was redshirted during the 1997 season... Native of Pahokee, FL... Attended Pahokee High School... Was rated among the top 20 offensive linemen in the Southeast by Prepstar... Earned honorable mention *USA Today* All-USA... Cousin Willie Jones played for the Kansas City Chiefs in 2001... Earned a degree in criminology in December of 2000.

## SHAMAR FINNEY

# 51

LB  
Ht: 6-3  
Wt: 241  
Born: 1-13-80  
Penn State



Two year starter at middle linebacker with Penn State... Finished his Nittany Lion career with 149 tackles (94 solo), three sacks and five interceptions, returning one for a touchdown... Was second in tackles his senior season with 83 and tied for the team lead with two interceptions... Led his team in tackles four times in 2001 and recorded a career-high 11 tackles against Illinois... Started all twelve games during his junior season recording 55 tackles and tied for the team lead with three interceptions... Played in every game during his sophomore season... Saw action in nine games as a true freshman in 1998... Earned second-team GTE Academic All-District and Academic All-Big Ten honors in 1999... Participated in the Blue-Gray game after his senior season recording one tackle... Native of Shelby, NC... Majored in rehabilitation services education.

## ROBERT GILLESPIE

# 38

RB  
Ht: 5-9  
Wt: 190  
Born: 11-2-79  
Florida



Played in 43 games, starting 13, during his three years at Florida... Participated in the 1999 Orange Bowl, 2000 Citrus Bowl and 2002 Orange Bowl... Rushed for 1,854 yards and 16 TDs... His 96 receptions for 1,091 yards are second in school history for a running back... Returned 17 kicks for 367 yards while at Florida... Played in all 12 games during his senior season, rushing for

395 yards with 445 receiving yards... Earned Southeastern Conference Honor Roll selection in 2001... Participated in 11 of 12 regular season games during his junior season missing one game due to injury, also missed the Sugar Bowl after knee surgery... Led the Gators in rushing with 678 yards and five touchdowns in 2000... Played in nine of 12 games during his sophomore season starting in three games... Saw action in all 12 games as a freshman and was named to the *Knoxville News-Sentinel* SEC All-Freshman Team... Native of Hattiesburg, MS... Attended Hattiesburg High School and was ranked as one of the top 30 overall players in the nation by SuperPrep, and *The Sporting News* ranked him among the nations top 65 players... Majored in sports management.

## RON ISRAEL

# 20



DB  
Ht: 6-0  
Wt: 212  
Born: 1-5-78  
Notre Dame

Played in eight games and started in five during his senior season at Notre Dame at safety, missing three games because of a hamstring injury... Made 21 tackles (15 solo) during the 2001 season tying a career high with nine tackles vs. Nebraska... Played in all 12 games during his junior season for the Irish, starting in nine games... Recorded 47 tackles (34 solo), four tackles for losses and three interceptions... Participated in ten games with two starts during his sophomore season, missing two games due to injury... Played in all 12 games, mostly on special teams, during his red-shirt freshman season in 1998... Native of Lawnside, NJ... Attended Hadden Heights High School where he played defensive back and wide receiver and was honorable mention All-America selection by *USA Today*... Majored in film, television and theatre... Brother Steve was a defensive back in the NFL, playing for ten seasons, most recently with the New Orleans Saints in 2001.

## BERNARD JACKSON

# 70



DL  
Ht: 6-4  
Wt: 281  
Born: 5-10-80  
Tennessee

Played in all 12 games for the Volunteers during his senior season, starting in 11 contests at defensive end... Recorded 40 tackles, three sacks and a fumble recovery during the 2001 campaign... Played all 12 games during his junior year, making 12 tackles and recovering two fumbles, earning a start in the Cotton Bowl... Saw action in all 12 regular season games while starting in one game in his sophomore season... One of five true freshman to play during the 1998 season... Appeared in all 12 games... Native of Louisville, KY... Attended St. Xavier High School... Gained honors from *Parade*, *Blue Chip Illustrated*, *National Recruiting Advisor*, *PrepStar All-America*.

## EMMETT JOHNSON

# 13



WR  
Ht: 6-3  
Wt: 202  
Born: 3-17-80  
Virginia Tech

Played in 11 games for the Hokies with four starts during his senior season... Compiled 11 catches for 105 yards and one touchdown in 2001... Saw action in 11 games in 2000 adding 34 catches for 574 yards and three touchdowns... His 34 receptions during his junior season led the team... Participated in 11 games during his sophomore season compiling ten catches for 147 yards and one touchdown... Saw limited action his freshman season recording three catches for ten yards... Native of Chesapeake, VA... Attended Western Branch High School... Only played one year of varsity football... Earned first

team all-district, all-Tidewater and all-region honors... Lettered four years in track running the triple jump and was a member of the 4x100 meter relay team... Majored in residential property management.

## RICOT JOSEPH

# 39

DB  
Ht: 6-0  
Wt: 185  
Born: 3-13-80  
Central Florida



Led the secondary and finished second on the team in tackles with 104 during his senior season... Had six pass break-ups, two tackles for losses, one sack and one punt block... Earned honors as a second team Academic All-America in 2001... Started nine of 11 games in 2000 at free safety... Finished with 74 tackles, two interceptions and a blocked punt... During his 1999 season he recorded a school record with three blocked punts... Recorded 35 tackles, one sack and two interceptions during his sophomore season... Practiced but did not play during his 1998 redshirt freshman season... Red-shirted in 1997... Native of Lake Worth, FL but was born in Haiti... Attended Lake Worth Community High School and was named captain of his team... Played football, basketball and track where he participated in the long jump and triple jump... Majored in physical education.

## CHARLIE LANDRIGAN

# 41

FB  
Ht: 5-11  
Wt: 232  
Born: 10-24-78  
USC



Started three of his four years with USC... Caught 49 passes for 464 yards and two touchdowns during his career, adding 16 rushes for 46 yards... Regarded as an exceptional and

punishing blocking back... A team captain, he earned honorable mention All-Pac-10 honors in 2001 after starting all 12 contests, catching 30 passes for 353 yards with two touchdowns... Also ran for 12 yards on eight carries and made four tackles... Earned USC's Co-Most Inspirational Player of the Year Award... Played prep football at Capistrano Valley, where he was a 1996 All-CIF Southern Section first team selection, an All-Orange County selection and All-South Coast Defensive MVP as a linebacker... Majored in political science... Born in Ottumwa, IA.

## DU'SHON MARTIN

# 23

DB  
Ht: 6-0  
Wt: 207  
Born: 4-28-79  
Appalachian St.



Played two seasons for Appalachian State after transferring from Middle Georgia Community College... Registered 61 tackles (34 solo) and 15 pass breakups during his two-years at Appalachian State... Started six games and registered six pass breakups in 2001... Led the squad in interceptions with six in 2000... Had a two interception performance, one returned for touchdown against East Tennessee State in his first season and he closed out his career with a 69-yard fumble recovery for a score in the I-AA quarterfinals... Native of Atlanta, GA.

## MELVIN PAIGE

# 65

OL  
Ht: 6-5  
Wt: 315  
Born: 10-23-79  
South Carolina



Four-year starter and anchor of South Carolina offensive line... Started 42 career games and averaged 82.8 blocking grade during his career... Named second team All-SEC, led the Gamecocks

with 77 key/knockdown blocks and helped the offense generate 4,314 yards in 2001... Leader of offensive line that allowed a league-low 14 sacks... Was also named second team All-SEC as a junior and made the All-Freshman team in 1998... As a prep at Dillon High School, he was named *USA Today* honorable mention All-America as a senior... Added All-State and All-Area honors as well as competing in track and field... Majored in retail... Plays several musical instruments, playing in his high school band... Born in Dillon, SC.

## WAYNE SMITH

# 63

OL  
Ht: 6-3  
Wt: 305  
Born: 11-17-79  
Appalachian St.



Registered 1,945 offensive plays during his four-year career at Appalachian State ... Named first team All-Southern Conference after his senior season ... Finished second in the Southern Conference's Lineman of the Year voting ... Played at McArthur High School ... Born in Pembroke Pines, FL.

## AKIL SMITH

# 64

OL  
Ht: 6-4  
Wt: 301  
Born: 12-28-79  
Clemson



Two-year starter at Clemson before entering the NFL early after his junior season ... Earned first team All-ACC honors last season and in 1999 as a sophomore ... Sat out 2000 season with pneumonia and pulmonary embolism, designating the 2000 season as red-shirt ... named Clemson's offensive rookie of the year in 1999 ... Majored in marketing ... Played for Fork Union

Military as a prep, earning first team All-Central Virginia and All-Virginia Prep honors as both offensive and defensive lineman.

## ANTHONY THOMAS

# 79

DL  
Ht: 6-2  
Wt: 319  
Born: 3-1-79  
Arizona



Three-year starter at Arizona... Collected 74 tackles, 23 for loss and 17.5 sacks during his college career... Earned Captains' Award in 2001... Had 27 tackles (20 solo) and two sacks during senior season... Majored in sociology... Earned three letters in football, four in baseball and one in track at Pasadena High School... Had 16 sacks as a senior and 17 as a junior... Born Pasadena, CA.

## JIMMY WATKINS

# 39

RB  
Ht: 6-0  
Wt: 203  
Born: 11-25-78  
Appalachian St.



Registered the 13th 1,000-yard rushing season in Appalachian State history... Watkins finished his senior year with 1,009 yards rushing... In 2001, he posted the second-best rushing average in team history, 6.3 yards per carry... Averaged 84.1 yards per game and scored 12 rushing touchdowns... He registered three of the team's five 100-yard rushing games in 2001... Had the second best rushing day in ASU I-AA playoff history with 216 yards and four touchdowns in a 40-27 win over William & Mary... Watkins ended his career with 1,387 rushing yards on 228 carries, a 6.1 yard per carry average ... Tallied a total of 17 touchdowns in 26 games... He is a Georgia Military College alumnus, and a native of Elbeton, GA.

# 2002 Redskins Roster (alphabetical)

No	Last Name, First Name	Pos	Ht	Wt	Age	Exp	College	Hometown
77	Albright, Ethan	LS	6-5	273	30	8	N. Carolina	Greensboro, NC
84	Anthony, Reidel	WR	5-11	180	25	6	Florida	South Bay, FL
98	Armstead, Jessie	LB	6-1	232	31	10	Miami	Dallas, TX
74	Arp, Donovan	DT	6-3	293	22	2	Louisville	Salt Lake City, UT
56	Arrington, LaVar	LB	6-3	247	23	3	Penn State	Pittsburgh, PA
24	Bailey, Champ	CB	6-0	192	23	4	Georgia	Folkston, GA
4	Barker, Bryan	P	6-1	203	37	13	Santa Clara	Jacksonville Beach, FL
35	Bauman, Rashad	CB	5-8	181	22	R	Oregon	Phoenix, AZ
46	Betts, Ladell	RB	5-10	221	22	R	Iowa	Blue Springs, MO
77R	Beck, Wil	DT	6-2	329	23	R	Idaho	Veradale, WA
69	Boldin, Ron	OL	6-5	318	24	R	Florida State	Pahokee, FL
67	Brandt, David	OL	6-4	313	24	2	Michigan	Grant Rapids, MI
37	Buttone, Thad	FB	6-0	257	22	1	Troy State	Atlanta, GA
40	Cartwright, Rock	HB/FB	5-7	239	22	R	Kansas State	Conroe, TX
79	Coleman, Reggie	OT	6-5	297	23	R	Tennessee	Jonesboro, AK
5	Conway, Brett	K	6-2	208	26	6	Penn State	Lilburn, GA
91	Cowsette, Del	DT	6-1	287	24	2	Maryland	Cleveland, OH
57	Curry, Donte	LB	6-1	233	23	2	Morris Brown (GA)	College Park, GA
59	Dailey, Jauron	LB	6-3	232	23	1	Florida A&M	Miami, FL
48	Davis, Stephen	RB	6-0	230	27	7	Auburn	Spartanburg, SC
19	Doering, Chris	WR	6-4	199	28	5	Florida	Gainesville, FL
71	Dotson, Santana	DT	6-5	287	32	11	Baylor	Houston, TX
90	Engelhardt, Tim	DT	6-2	296	23	1	New Mexico State	Edwards AFB, CA
51R	Finney, Shamar	LB	6-3	241	22	R	Penn State	Shelby, NC
89	Flemister, Zeron	TE	6-4	245	25	3	Iowa	Sioux City, IA
92	Floyd, Otis	LB	6-1	237	25	1	Louisville	South Field, MI
8	Frantz, Dan	K/P	6-1	192	24	1	Portland State	Vancouver, WA
87	Gardner, Rod	WR	6-2	217	24	2	Clemson	Jacksonville, FL
38	Gillespie, Robert	RB	5-9	190	22	R	Florida	Hattiesburg, MS
36	Grant, Kenneth	CB	6-0	205	22	1	Kentucky	Austin, TX
43	Grau, Jeff	LS	6-3	257	22	R	UCLA	Torrance, CA
28	Green, Darrell	CB	5-9	184	41	20	Texas A&I	Houston, TX
80	Green, Jacques	WR	5-10	170	26	5	Florida	Fort Valley, GA
62	Hires, Leon	OL	6-4	297	24	R	Florida	Bradenton, FL
20	Israel, Ron	DB	6-0	212	24	R	Notre Dame	Lawnside, NJ
70R	Jackson, Bernard	DL	6-4	281	22	R	Tennessee	Louisville, KY
94	Jackson, Ladairis	DE	6-2	261	22	1	Oregon State	Gardena, CA
76	Jansen, Jon	T	6-6	306	25	4	Michigan	Clawson, MI
47	Johnson, Bryan	FB	6-1	232	23	2	Boise State	Pocatello, ID
13	Johnson, Emmett	WR	6-3	202	22	R	Virginia Tech	Chesapeake, VA
51	Jones, Rod	OL	6-5	355	28	7	Kansas	Detroit, MI
39R	Joseph, Ricot	DB	6-0	185	22	R	Central Florida	Lake Worth, FL
61	Keith, Dustin	C	6-5	295	24	1	Virginia	Yorktown, VA
41	Landrigan, Charlie	FB	5-11	232	23	R	USC	Mission Viejo, CA
93	Leverette, Otis	DE	6-6	278	23	2	UAB	Americus, GA
3	Lockett, Kevin	WR	6-0	186	27	6	Kansas State	Tulsa, OK
34	Lott, Andre	CB/S	5-10	194	22	R	Tennessee	Memphis, TN
66	Loverne, David	OL	6-3	299	25	3	San Jose State	Concord, CA
53	Mason, Eddie	LB	6-0	232	29	6	North Carolina	Siler City, NC
52	Marshall, Lemar	LB	6-2	228	25	1	Michigan State	Cincinnati, OH

No	Last Name,First Name	Pos	Ht	Wt	Age	Exp	College	Hometown
23R	Martin, DuShon	DB	6-0	207	22	R	Appalachian State	Atlanta, GA
6	Matthews, Shane	QB	6-3	196	31	9	Florida	Pascagoula, MS
85	McCants, Darnerien	WR	6-3	210	23	2	Delaware State	Odenton, MD
49	Mercer, Ivan	TE	6-6	227	26	1	Miami	Antelope, CA
55	Mitchell, Kevin	LB	6-1	257	30	8	Syracuse	Harrisburg, PA
50	Moore, Larry	OL	6-2	302	26	5	Brigham Young	La Mesa, CA
26	Ohalete, Ifeanyi	DB	6-2	220	22	2	USC	Springfield, IL
65	Paige, Melvin	OL	6-5	315	22	R	South Carolina	Dillon, SC
58	Pierce, Antonio	LB	6-1	237	23	2	Arizona	Long Beach, CA
71	Powell, Carl	DL	6-2	273	28	4	Louisville	Detroit, MI
99	Powell, Sean	DT	6-1	298	28	1	New Mexico State	Long Beach, CA
11	Ramsey, Patrick	QB	6-2	217	23	R	Tulane	Ruston, LA
86	Rasby, Walter	TE	6-3	252	29	9	Wake Forest	Charlotte, NC
18	Rosenfels, Sage	QB	6-4	216	23	2	Iowa State	Maquoketa, IA
45	Royal, Robert	TE	6-4	253	22	R	LSU	New Orleans, LA
82	Russell, Cliff	WR	5-11	186	22	R	Utah	Ewa Beach, HI
60	Samuels, Chris	T	6-5	303	24	3	Alabama	Mobile, AL
96	Scott, Greg	DE	6-4	258	22	R	Hampton	Courtland, VA
22	Serwanga, Kato	CB	6-0	201	25	4	California	Kampala, Uganda
29	Shade, Sam	S	6-0	211	28	8	Alabama	Birmingham, AL
16	Skaggs, Justin	WR	6-2	202	22	1	Evangel (MO)	Wentzville, MO
78	Smith, Bruce	DE	6-4	265	38	18	Virginia Tech	Norfolk, VA
27	Smith, Chandler	DB	6-1	201	25	1	Southern Mississippi	Vicksburg, MS
63	Smith, Wayne	OL	6-2	305	22	R	Appalachian State	Pembroke Pines, FL
64	Smith, Akil	OL	6-4	301	22	R	Clemson	Richmond, VA
21	Smoot, Fred	CB	5-11	168	22	2	Mississippi State	Jackson, MS
49	Stephens, Leonard	TE	6-3	249	23	1	Howard	Princeton Junction, NJ
75	Sulfsted, Alex	OL	6-3	320	24	1	Miami (OH)	Cincinnati, OH
31	Terrell, David	CB	6-0	188	26	3	Texas-El Paso	Cedar Hill, TX
79R	Thomas, Anthony	DL	6-2	319	22	R	Arizona	Pasadena, CA
88	Thompson, Derrius	WR	6-2	216	24	3	Baylor	Cedar Hill, TX
54	Trotter, Jeremiah	LB	6-1	262	25	5	Stephen F. Austin	Texarkana, TX
68	Tucker, Ross	OL	6-4	316	22	2	Princeton	Wyomissing, PA
70	Vickers, Kipp	OL	6-2	300	32	8	Miami	Indianapolis, IN
30	Washington, Mark	CB	5-8	187	28	1	Rutgers	Temple Hills, MD
39	Watkins, Jimmy	RB	6-0	203	23	R	Appalachian State	Elberton, GA
32	Watson, Kenny	HB	5-11	214	23	1	Penn State	Harrisburg, PA
95	Wilkinson, Dan	DT	6-4	353	28	9	Ohio State	Dayton, OH
17	Wuerffel, Danny	QB	6-1	212	27	6	Florida	Pensacola, FL
97	Wynn, Renaldo	DL	6-3	290	27	6	Notre Dame	Chicago, IL

### pro NUN see AY shun

Thad Buttone	boo TAWN	Otis Leverette	lev er ET
Del Cowsette	cow SET	Darnerien McCants	dar nair EE un
Jauron Dailey	jah ron	Ifeanyi Ohalete	if ay on ee
Chris Doering	DOOR ing		OH hah let TAY
Zeron Flemister	ZEHR ron	Kato Serwanga	ka TOW
Jeff Grau	gr aow	David Terrell	ter RELL
Jacquez Green	ja KWEZ	Derrius Thompson	DARE ee us

# 2002 Redskins Roster (numerical)

No	Last Name, First Name	Pos	Ht	Wt	Birthdate	Exp	College	How Acquired
4	Barker, Bryan	P	6-1	203	6/28/64	13	Santa Clara	UFA (Jax)-01
5	Conway, Brett	K	6-2	208	3/8/75	6	Penn State	UFA (NYJ)-01
6	Matthews, Shane	QB	6-3	196	6/1/70	9	Florida	UFA (Chi)-02
8	Frantz, Dan	K/P	6-1	196	7/9/77	1	Portland State	FA-02
11	Ramsey, Patrick	QB	6-2	217	2/14/79	R	Tulane	D1-02
13	Johnson, Emmett	WR	6-3	202	3/17/80	R	Virginia Tech	FA-02
16	Skaggs, Justin	WR	6-2	202	4/22/79	1	Evangel (MO)	FA-01
17	Wuerffel, Danny	QB	6-1	212	5/27/74	6	Florida	T (Hou)-02
18	Rosenfels, Sage	QB	6-4	216	3/6/78	2	Iowa State	D4-01
19	Doering, Chris	WR	6-4	199	5/19/73	5	Florida	FA (Den)-02
20	Israel, Ron	DB	6-0	212	1/5/78	R	Notre Dame	FA-02
21	Smoot, Fred	CB	5-11	168	4/17/79	2	Mississippi State	D2-01
22	Serwanga, Kato	CB	6-0	201	7/23/76	4	California	UFA-02
23R	Martin, Du'Shon	DB	6-0	207	4/28/79	R	Appalachian State	FA-02
24	Bailey, Champ	CB	6-0	192	6/22/78	4	Georgia	D1-99
26	Ohaale, Ifeanyi	DB	6-2	220	5/22/79	2	USC	FA-01
27	Smith, Chandler	DB	6-1	201	3/29/76	1	Southern Mississippi	FA-02
28	Green, Darrell	CB	5-9	184	2/15/60	20	Texas A&I	D1-83
29	Shade, Sam	S	6-0	211	6/14/73	8	Alabama	UFA (Cin)-99
30	Washington, Mark	DB	5-8	187	4/16/73	1	Rutgers	FA-02
31	Terrell, David	CB	6-0	188	7/8/75	3	Texas-El Paso	FA-00
32	Watson, Kenny	HB	5-11	214	3/13/78	1	Penn State	FA-01
34	Lott, Andre	CB/S	5-10	194	5/31/79	R	Tennessee	D7-02
35	Bauman, Rashad	CB	5-8	181	5/7/79	R	Oregon	D3-02
36	Grant, Kenneth	CB	6-0	205	1/7/79	1	Kentucky	FA-02
37	Buttone, Thad	FB	6-0	257	5/21/79	1	Troy State	FA-02
38	Gillespie, Robert	RB	5-9	190	11/2/79	R	Florida	FA-02
39	Watkins, Jimmy	RB	6-0	203	11/25/78	R	Appalachian State	FA-02
39R	Joseph, Ricot	DB	6-0	185	3/13/80	R	Central Florida	FA-02
40	Cartwright, Rock	HB/FB	5-7	237	12/3/79	R	Kansas State	D7-02
41	Landrigan, Charlie	FB	5-11	232	10/24/78	R	USC	FA-02
43	Grau, Jeff	LS	6-3	257	12/16/79	R	UCLA	D7-02
45	Royal, Robert	TE	6-4	253	5/15/79	R	LSU	D6-02
46	Betts, Ladell	RB	5-10	221	8/27/79	R	Iowa	D2-02
47	Johnson, Bryan	FB	6-1	232	1/18/78	2	Boise State	FA-00
48	Davis, Stephen	RB	6-0	230	3/1/74	7	Auburn	D4-96
49	Mercer, Ivan	TE	6-6	227	9/19/76	1	Miami	FA-02
49	Stephens, Leonard	TE	6-3	249	7/9/78	1	Howard	UFA-02
50	Moore, Larry	OL	6-2	302	6/1/75	5	Brigham Young	FA-02
51	Jones, Rod	OL	6-5	355	1/11/74	7	Kansas	FA-02
51R	Finney, Shamar	LB	6-3	241	1/13/80	R	Penn State	FA-02
52	Marshall, Lemar	LB	6-2	228	12/17/76	1	Michigan State	FA (Den)-01
53	Mason, Eddie	LB	6-0	232	1/9/72	6	North Carolina	UFA-02
54	Trotter, Jeremiah	LB	6-1	262	1/20/77	5	Stephen F. Austin	UFA (Phi)-02
55	Mitchell, Kevin	LB	6-1	257	1/1/71	8	Syracuse	UFA (NO)-00
56	Arrington, LaVar	LB	6-3	247	6/20/78	3	Penn State	D1-00
57	Curry, Donte	LB	6-1	233	7/22/78	2	Morris Brown (GA)	FA (GB)-01
58	Pierce, Antonio	LB	6-1	237	10/26/78	2	Arizona	FA-01
59	Dailey, Jauron	LB	6-3	232	2/20/78	1	Florida A&M	FA-01
60	Samuels, Chris	T	6-5	303	7/28/77	3	Alabama	D1-00
61	Keith, Dustin	C	6-5	295	8/8/77	1	Virginia	FA-02



No	Last Name, First Name	Pos	Ht	Wt	Birthdate	Exp	College	How Acquired
62	Hires, Leon	OL	6-4	295	12/6/77	1	Florida	UFA (TB)-02
63	Smith, Wayne	OL	6-3	307	11/17/79	R	Appalachian St.	FA-02
64	Smith, Akil	OL	6-4	301	12/28/79	R	Clemson	FA-02
65	Paige, Melvin	OL	6-5	315	10/23/79	R	South Carolina	FA-02
66	Loverne, David	OL	6-3	299	5/22/76	3	San Jose State	T (NYJ)-02
67	Brandt, David	OL	6-4	313	9/25/77	2	Michigan	FA-01
68	Tucker, Ross	OL	6-4	316	3/2/79	2	Princeton	FA-01
69	Boldin, Ron	OL	6-5	318	4/6/78	R	Florida State	FA-02
70	Vickers, Kipp	OL	6-2	300	8/27/69	8	Miami	UFA (Bal)-02
70R	Jackson, Bernard	DL	6-4	281	5/10/80	R	Tennessee	FA-02
71	Dotson, Santana	DT	6-5	287	12/19/69	11	Baylor	UFA (GB)-02
72	Powell, Carl	DL	6-2	273	1/4/74	4	Louisville	FA-02
74	Arp, Donovan	DT	6-3	293	1/12/78	2	Louisville	FA (Tenn)-01
75	Sulfsted, Alex	OL	6-3	320	12/21/77	1	Miami (OH)	FA (Cin)-01
76	Jansen, Jon	T	6-6	306	1/28/76	4	Michigan	D2-99
77	Albright, Ethan	LS	6-5	273	5/1/71	8	North Carolina	UFA (Buf)-01
77R	Beck, Wil	DT	6-2	329	11/10/79	R	Idaho	FA-02
78	Smith, Bruce	DE	6-4	265	6/18/63	18	Virginia Tech	UFA (Buf)-00
79R	Thomas, Anthony	DL	6-2	319	3/1/79	R	Arizona	FA-02
79	Coleman, Reggie	OT	6-5	297	11/4/78	R	Tennessee	D7-02
80	Green, Jacquez	WR	5-10	170	1/15/76	5	Florida	UFA (TB)-02
82	Russell, Cliff	WR	5-11	186	2/8/79	R	Utah	D3-02
83	Lockett, Kevin	WR	6-0	186	9/8/74	6	Kansas State	UFA (KC)-01
84	Anthony, Reidel	WR	5-11	180	10/20/76	6	Florida	UFA (TB)-02
85	McCants, Darmerien	WR	6-3	210	8/1/78	2	Delaware St	D5-01
86	Rasby, Walter	TE	6-3	252	9/7/72	9	Wake Forest	UFA (Det)-01
87	Gardner, Rod	WR	6-2	217	10/26/77	2	Clemson	D1-01
88	Thompson, Derrius	WR	6-2	216	7/5/77	3	Baylor	FA-99
89	Flemister, Zeron	TE	6-4	245	9/8/76	3	Iowa	FA-00
90	Engelhardt, Tim	DL	6-2	296	5/12/78	1	New Mexico St	FA-02
91	Cowsette, Del	DT	6-1	287	9/3/77	2	Maryland	FA-00
92	Floyd, Otis	LB	6-1	237	6/13/76	1	Louisville	FA-02
93	Leverette, Otis	DE	6-6	278	5/31/78	2	UAB	FA (Mia)-01
94	Jackson, Ladairis	DE	6-2	261	6/16/79	1	Oregon State	FA-02
95	Wilkinson, Dan	DT	6-4	353	3/13/73	9	Ohio State	T (Cin)-98
96	Scott, Greg	DE	6-4	258	10/2/79	R	Hampton	D7-02
97	Wynn, Renaldo	DL	6-3	290	9/3/74	5	Notre Dame	FA (Jax)-02
98	Armstead, Jessie	LB	6-1	232	10/26/70	10	Miami	FA (NYG)-02
99	Powell, Sean	DT	6-1	298	1/23/74	1	New Mexico St	FA (Det)-02

## WASHINGTON REDSKINS COACHING STAFF

Steve Spurrier - Head Coach

Kim Helton - Asst. Offensive Coordinator/  
Offensive Line

John Hunt - Asst. Offensive Line

Hue Jackson - Running Backs

Lawson Holland - Tight Ends

Steve Spurrier, Jr. - Wide Receivers

Noah Brindise - Asst. Quarterbacks

Paul Guenther - Offensive Quality Control

Chip Morton - Strength and Conditioning

John Hastings - Asst. Strength and Conditioning

Dean Kleinschmidt - Head Athletic Trainer

Marvin Lewis - Assistant Head Coach/  
Defensive Coordinator

George Edwards - Asst. Defensive Coord./  
Linebackers

George Catavolos - Defensive Backs

Kirk Olivadotti - Asst. Defensive Backs

Ricky Hunley - Defensive Line

DeChon Burns - Asst. Defensive Line/  
Quality Control

Mike Stock - Special Teams

Jim Collins - Asst. Special Teams/Linebackers

# 2001 Statistics

## 2001 Won 8, Lost 8

Head Coach - Marty Schottenheimer

9/09	L	3-30	at San Diego	60,629
9/24	L	0-37	at Green Bay	59,771
9/30	L	13-45	Kansas City	76,573
10/07	L	9-23	at New York Giants	78,651
10/15	L	7-9	at Dallas	63,941
10/21	W	17-14	OT Carolina	74,480
10/28	W	35-21	New York Giants	80,316
11/04	W	27-14	Seattle	82,352
11/18	W	17-10	at Denver	74,622
11/25	W	13-3	at Philadelphia	65,666
12/02	L	14-20	Dallas	85,112
12/09	W	20-10	at Arizona	40,056
12/16	L	6-20	Philadelphia	84,936
12/23	L	15-20	Chicago	78,884
12/30	W	40-10	at New Orleans	70,020
1/06	W	20-17	Arizona	61,721

## Team Statistics

	Wash.	Opp.
<b>TOTAL FIRST DOWNS</b>	<b>241</b>	<b>271</b>
Rushing	104	103
Passing	122	149
Penalty	15	19
3rd Down: Made/Att	79/223	76/210
3rd Down Pct.	35.4	36.2
4th Down: Made/Att	4/13	5/17
4th Down Pct.	30.8	29.4
<b>POSSESSION AVG.</b>	<b>30:15</b>	<b>29:45</b>
<b>TOTAL NET YARDS</b>	<b>4435</b>	<b>4846</b>
Avg. Per Game	277.2	302.9
Total Plays	960	982
Avg. Per Play	4.6	4.9
<b>NET YARDS RUSHING</b>	<b>1948</b>	<b>1869</b>
Avg. Per Game	121.8	116.8
Total Rushes	490	484
<b>NET YARDS PASSING</b>	<b>2487</b>	<b>2977</b>
Avg. Per Game	155.4	186.1
Sacked/Yards Lost	38/229	25/139
Gross Yards	2716	3116
Att./Completions	432/235	473/262
Completion Pct.	54.4	55.4
Had Intercepted	13	23
<b>PUNTS/AVERAGE</b>	<b>91/41.5</b>	<b>77/42.3</b>
<b>NET PUNTING AVG.</b>	<b>91/34.7</b>	<b>77/34.7</b>
<b>PENALTIES/YARDS</b>	<b>104/828</b>	<b>83/672</b>
<b>FUMBLES/BALL LOST</b>	<b>33/15</b>	<b>31/11</b>
<b>TOUCHDOWNS</b>	<b>25</b>	<b>33</b>
Rushing	10	10
Passing	13	19
Returns	2	4

## Score by Period

	Q1	Q2	Q3	Q4	OT	PTS
REDSKINS	40	71	59	83	3	256
OPPONENTS	61	104	34	104	0	303

## Individual Statistics

RUSHING	No.	Yds	Avg	Long	TD
Davis	356	1432	4.0	32	5
Carter	63	308	4.9	30	3
Banks	47	152	3.2	17	2
Bennett	10	39	3.9	8	0
Gardner	1	16	16.0	16	0
Westbrook	2	8	4.0	8	0
George	4	0	0.0	2	0
Metcalfe	0	0	---	---	0
Graham	7	-7	-1.0	0	0
<b>Team</b>	<b>490</b>	<b>1948</b>	<b>4.0</b>	<b>32</b>	<b>10</b>
<b>Opponents</b>	<b>484</b>	<b>1869</b>	<b>3.9</b>	<b>46</b>	<b>10</b>

RECEIVING	No.	Yds	Avg	Long	TD
Westbrook	57	664	11.6	76t	4
Gardner	46	741	16.1	85t	4
Davis	28	205	7.3	29	0
Lockett	22	293	13.3	34	0
Flemister	18	196	10.9	33	2
Bennett	15	112	7.5	30	0
Battaglia LG	14	127	9.1	17	0
Battaglia TM	1	9	9.0	9	0
Carter	13	83	6.4	15	0
Rasby	10	128	12.8	27	2
Johnson	9	129	14.3	32	0
Alexander	9	85	9.4	21	0
Metcalfe	4	19	4.8	9	0
Thompson	3	52	17.3	31t	1
<b>Redskins</b>	<b>235</b>	<b>2716</b>	<b>11.6</b>	<b>85t</b>	<b>13</b>
<b>Opponents</b>	<b>262</b>	<b>3116</b>	<b>11.9</b>	<b>64t</b>	<b>19</b>

SCORING	TD	Ru	Pa	Rt	K/PAT	FG	S	PTS
Conway	0	0	0	0	22/22	26/33	0	100
Davis	5	5	0	0			0	32
Gardner	4	0	4	0			0	24
Westbrook	4	0	4	0			0	24
Carter	3	3	0	0			0	18
Banks	2	2	0	0			0	12
Flemister	2	0	2	0			0	12
Rasby	2	0	2	0			0	12
Arrington	1	0	0	1			0	6
Metcalfe	1	0	0	1			0	6
Thompson	1	0	1	0			0	6
Bennett	0	0	0	0			0	2
Redskins	25	10	13	2	22/22	26/33	1	256
<b>Opponents</b>	<b>33</b>	<b>10</b>	<b>19</b>	<b>4</b>	<b>33/33</b>	<b>24/29</b>	<b>0</b>	<b>303</b>
2-Pt. Conversions: Bennett, Davis,								
<b>Redskins</b>	2-3		<b>Opponents</b> 0-0					

**SACKS:** Smith 5.0, M. Coleman 4.5, Lang 4.0, Wilkinson 4.0, Mitchell 2.0, DeLoach 1.0, Lyle 1.0, Mason 1.0, Pierce 1.0, Terrell 1.0, Arrington 0.5, **Team** 25.0, **OPPONENTS** 38.0

PUNTING	No.	Yds	Avg	Net	TB	In	Lg	B
Barker	90	3747	41.6	34.8	9	27	59	0
Conway	1	28	28.0	28.0	0	1	28	0
<b>Team</b>	<b>91</b>	<b>3775</b>	<b>41.5</b>	<b>34.7</b>	<b>9</b>	<b>28</b>	<b>59</b>	<b>0</b>
<b>Opponents</b>	<b>77</b>	<b>3260</b>	<b>42.3</b>	<b>34.7</b>	<b>8</b>	<b>20</b>	<b>72</b>	<b>0</b>

FIELD GOALS	1-19	20-29	30-39	40-49	50+
Conway	0/0	8/8	8/11	8/12	2/2
<b>Team</b>	<b>0/0</b>	<b>8/8</b>	<b>8/11</b>	<b>8/12</b>	<b>2/2</b>
<b>Opponents</b>	<b>0/0</b>	<b>9/9</b>	<b>10/10</b>	<b>3/7</b>	<b>2/3</b>

PUNT RETURNS	Ret	FC	Yds	Avg	Long	TD
Metcalf	33	5	412	12.5	89t	1
Lockett	5	3	14	2.8	11	0
Bates	2	2	5	2.5	5	0
McClellion	1	0	0	0.0	0	0
<b>Team</b>	<b>41</b>	<b>10</b>	<b>431</b>	<b>10.5</b>	<b>89t</b>	<b>1</b>
<b>Opponents</b>	<b>44</b>	<b>16</b>	<b>434</b>	<b>9.9</b>	<b>84t</b>	<b>1</b>

**Field Goal Attempts per game:**  
**Conway:** (40G)()(30G,28G)(35G,55G,41G)(44N)(32N,23G)(43G,20G)(43G,23G)(48G)(37N,43G,32G)()(47N,44N,22G,42G)(39N,47G,25G,48N)(34G,26G)(53G,22G,34G,37G)(36G,33G)

**Opponents:** (21G,48G,32G)(28G,32G,30G)(33G)(50G,26G,22G)(41N,28G,52N,39G,26G)()()(33G)(49G)(44N,38G,39G)(44N,24G)(40G,50G)(39G,37G)(29G,42N)(26G)

KICKOFF RETURNS	No.	Yds	Avg	Long	TD
Bates	49	1150	23.5	41	0
Carter	8	111	13.9	27	0
Johnson	4	51	12.8	18	0
Thompson	3	17	5.7	17	0
Metcalf	1	25	25.0	25	0
<b>Team</b>	<b>65</b>	<b>1354</b>	<b>20.8</b>	<b>41</b>	<b>0</b>
<b>Opponents</b>	<b>54</b>	<b>945</b>	<b>17.5</b>	<b>44</b>	<b>0</b>

PASSING	Att	Cmp	Yds	Cmp%	Yds/Att	TD	TD%	Int	Int%	Long	Sack/Lost	Rating
Banks	370	198	2386	53.5	6.45	10	2.7	10	2.7	85t	29/173	71.3
George	42	23	168	54.8	4.00	0	0.0	3	7.1	17	6/38	34.6
Graham	19	13	131	68.4	6.89	2	10.5	0	0.0	16	2/16	122.9
Lockett	1	1	31	100.0	31.00	1	100.0	0	0.0	31t	0/0	158.3
Metcalf	0	0	0	---	---	0	---	0	---	---	1/2	---
<b>Team</b>	<b>432</b>	<b>235</b>	<b>2716</b>	<b>54.4</b>	<b>6.29</b>	<b>13</b>	<b>3.0</b>	<b>13</b>	<b>3.0</b>	<b>85t</b>	<b>38/229</b>	<b>71.1</b>

## 2001 Defensive Stats

(Statistics compiled from Coaches review of game tapes.)

Player	Tkls	Solo	Asst	For Loss	Sacks	Yds	Int.	Yds	PD	FF	FR	PRSR
L. Arrington	118	76	42	7(-10)	.5	1.5	3	120	7	2	2	5
K. Mitchell	116	76	40	6(-11)	2	-7	0	0	1	1	0	6
S. Shade	94	69	25	1(-3)	0	0	2	9	5	0	2	0
D. Terrell	93	55	38	2(-4)	1	0	2	0	3	1	1	2
K. Lang	77	56	21	4(-4)	4	-28	1	14	4	2	2	15
A. Pierce	67	48	19	0	1	0	1	0	1	2	0	4
C. Bailey	56	44	12	1(-1)	0	0	3	17	19	1	0	0
M. Coleman	55	41	14	5(-14)	4.5	-11.5	0	0	3	3	0	16
R. Jones	52	36	16	5(-11)	0	0	0	0	2	0	0	0
B. Smith	51	33	18	3(-3)	5	-45	0	0	1	2	2	20
F. Smoot	39	28	11	0	0	0	5	36	6	1	1	0
D. Green	34	27	7	4(-14)	0	0	0	0	5	0	0	0
D. Wilkinson	33	18	15	4(-13)	4	-17	2	0	3	0	0	27
K. Lyle	25	16	9	0	1	-8	1	0	1	0	0	0
S. Barber	23	18	5	2(-7)	0	0	0	0	1	0	0	0
E. Mason	18	9	9	0	1	7	0	0	1	0	0	0
D. Cowsette	16	10	6	1(-1)	0	0	0	0	0	0	0	2
C. McClellion	13	9	4	0	0	0	0	0	1	0	0	0
D. Boose	8	8	0	0	0	0	0	0	1	0	0	2
J. DeLoach	5	4	1	0	1	0	0	0	0	0	0	1
T. Williams	4	2	2	0	0	0	0	0	0	0	0	0
D. Greer	1	1	0	0	0	0	0	0	0	0	0	0
I. Ohaleta	0	0	0	0	0	0	1	12	0	0	0	0
O. Leverette	0	0	0	0	0	0	1	0	0	0	0	0

# 2001 Season in Review

## GAME 1

### REDSKINS 3 - CHARGERS 30

September 9, 2001 Qualcomm Stadium (60,629)

	1	2	3	4	OT	F
WASHINGTON	0	0	3	0	---	3
SAN DIEGO	10	10	0	10	---	30

SD - Dwight 84-yard punt return (Richey kick)

SD - Richey 21-yard field goal (11-62, 5:35)

SD - Tomlinson 3-yard TD run (Richey kick)

(6-45, 3:07)

SD - Richey 48-yard field goal (4-9, 2:09)

WAS - Conway 40-yard field goal (4- -2, 1:01)

SD - Richey 32-yard field goal (11-45, 4:58)

SD - Tomlinson 1-yard TD run (Richey kick)

(8-60, 5:20)

### Team Statistics

	WAS	SD
First Downs	8	19
3rd Down	2-12	6-14
4th Down	0-0	0-0
Total Yards	161	255
Rushing	19-44-0	46-133-2
Passing	32-15-117-0	18-10-122-0
Punts-Avg.	7-41.1	3-40.3
Fumbles-Lost	7-2	2-2
Penalties-Yds.	6-69	5-49
Time of Possession	23:26	36:34

### Individual Statistics

#### Rushing

WAS: Davis 14-35, Bennett 1-8,

George 3-1, Banks 1-0

SD: Tomlinson 36-113-2, Conway 1-16,

Fletcher 4-5, Flutie 4-0, Jenkins 1- (-1)

#### Passing

WAS: George 18-8-66, 2 INT, 15 LG;

Banks 14-7-53, 12 LG

SD: Flutie 18-10-129, 2 INT, 24 LG

#### Receiving

WAS: Gardner 5-37, Davis 4-31,

Westbrook 4-28, Alexander 2-23

SD: Conway 3-36, Dwight 2-31, McCrary 2-22,

Jones 1-16, Fletcher 1-12, Tomlinson 1-12

#### Interceptions

WAS: Bailey 1-5, Smoot 1-0

SD: McNeil 1-12, Molden 1-0

#### Punt Returns

WAS: Bates 1 FC

SD: Dwight 4-102-1, 1 FC

#### Kickoff Returns

WAS: Bates 6-155, 33 LG

SD: Jenkins 1-14

#### Sacks

WAS: Lang 1-7

SD: Ruff 1-2

## GAME 2

### REDSKINS 0 - PACKERS 37

September 24, 2001 Lambeau Field (59,771)

	1	2	3	4	OT	F
WASHINGTON	0	0	0	0	---	0
GREEN BAY	7	3	10	17	---	37

GB - Freeman 12-yard pass from Favre

(Longwell kick) (6-42, 2:06)

GB - Longwell 28-yard Field Goal (12-64, 6:38)

GB - Longwell 32-yard Field Goal (4-2, 0:33)

GB - Schroeder 41-yard pass from Favre

(Longwell kick) (7-64, 4:28)

GB - Franks 4-yard pass from Favre

(Longwell kick) (10-64, 5:18)

GB - Longwell 30-yard Field Goal (13-52, 7:19)

GB - Mealey 27-yard fumble return

(Longwell kick)

### Team Statistics

	WAS	GB
First Downs	8	23
3rd Down	3-11	6-15
4th Down	0-0	2-2
Total Yards	137	386
Rushing	15-71-0	40-160-0
Passing	24-15-102-0	31-20-236-3
Punts-Avg.	8-36.9	3-39.0
Fumbles-Lost	3-2	1-0
Penalties-Yds.	8-70	3-15
Time of Possession	22:55	37:05

### Individual Statistics

#### Rushing

WAS: Davis 13-65, Bennett 1-7, George 1- (-1)

GB: Green 25-116, Mealey 4-19, Levens 5-13,

Favre 4-9, Henderson 1-4, Driver 1- (-1)

#### Passing

WAS: George 24-15-102, 1 INT, 17 LG

GB: Favre 31-20-236, 3 TD, 1 INT, 41 LG

#### Receiving

WAS: Westbrook 4-23, Lockett 3-36, Davis 3-7,

Alexander 2-17, Bennett 2-6, Gardner 1-13

GB: Green 6-30, Freeman 4-37, Bradford 3-36,

Franks 2-20, Levens 2-17, Schroeder 1-41,

Martin 1-31, Driver 1-24

#### Interceptions

WAS: Smoot 1-0

GB: Wayne 1-18

#### Punt Returns

WAS: Bates 1 FC

GB: Freeman 5-39, 2 FC, 15 LG

#### Kickoff Returns

WAS: Bates 6-167, 41 LG, Thompson 2-17, 17LG

GB: Mealey 1-12

#### Sacks

WAS: Lang 0.5-5, Wilkinson 0.5-5

GB: Wayne 0.5-7, Holliday 1-7, Thierry 0.5-7,

Dotson 1-7, Lyon 1-0, Gbaja-Biamila 1-8

**GAME 3**

REDSKINS 13 - CHIEFS 45

September 30, 2001 FedEx Field (76,573)

	1	2	3	4	OT	F
WASHINGTON	3	7	3	0	---	13
KANSAS CITY	0	28	7	10	---	45

WAS - Conway 30-yard Field Goal (13-71, 7:00)

KC - Richardson 4-yard run (Peterson kick) (12-70, 6:50)

KC - Holmes 24-yard pass from Green (Peterson kick) (5-64, 2:47)

WAS - Gardner 26-yard pass from Banks (Conway kick) (1-57, 0:24)

KC - Holmes 7-yard run (Peterson kick) (6-60, 2:19)

KC - Holmes 24-yard run (Peterson kick) (3-70, 0:22)

WAS - Conway 28-yard Field Goal (11-56, 4:50)

KC - Gonzalez 3-yard pass from Green (Peterson kick) (9-75, 5:48)

KC - Peterson 33-yard Field Goal (7-52, 2:48)

KC - Thomas 3-yard pass from Green (Peterson kick) (6-63, 2:59)

**Team Statistics**

	WAS	KC
First Downs	11	29
3rd Down	3-12	8-13
4th Down	0-1	0-1
Total Yards	218	546
Rushing	20-111-0	38-200-3
Passing	27-11-116-1	30-24-347-3
Punts-Avg.	6-40.8	3-34.0
Fumbles-Lost	0-0	1-0
Penalties-Yds.	4-25	7-78
Time of Possession	24:48	35:12

**Individual Statistics****Rushing**

WAS: Davis 13-80, Banks 3-19, Bennett 2-9, Carter 2-3

KC: Holmes 23-147, 3 TD, Richardson 11-30, 1 TD, Alexander 1-15, Collins 2-6, Green 1-2

**Passing**

WAS: Banks 27-11-116, 1TD, 1 INT, 26 LG

KC: Green 26-21-307, 3 TD, 35 LG

Collins 4-3-40, 26 LG

**Receiving**

WAS: Gardner 5-55, Lockett 2-33, Westbrook 2-17, Davis 2-11

KC: Gonzalez 5-88, 1TD, Holmes 4-78, Thomas 4-54, 1 TD, Alexander 3-48, Ricks 3-40, Richardson 3-28, Parker 1-11

**Interceptions**

WAS: None

KC: Wesley 1-30

**Punt Returns**

WAS: Lockett 2- -, -2 LG

KC: Hall 3-19, 9 LG

**Kickoff Returns**

WAS: Bates 5-143, 41 LG; Carter 2-21, 21 LG

KC: Hall 3-68, 26 LG

**Sacks**

WAS: Smith 0.5-0.5; Wilkinson 0.5-0.5

KC: Clemons 1-9

**GAME 4**

REDSKINS 9, GIANTS 23

October 7, 2001 Giants Stadium (78,651)

	1	2	3	4	OT	F
WASHINGTON	3	3	3	0	---	9
NEW YORK GIANTS	3	6	0	14	---	23

NYG - Anderson 50-yard Field Goal (8-29, 3:47)

WAS - Conway 35-yard Field Goal (4-3, 1:30)

NYG - Anderson 26-yard Field Goal (4-6, 1:03)

WAS - Conway 55-yard Field Goal (6-18, 2:44)

NYG - Anderson 22-yard Field Goal (7-66, 1:41)

WAS - Conway 41-yard Field Goal (7-40, 2:39)

NYG - Campbell 1-yard pass from Collins (Anderson kick) (10-71, 5:30)

NYG - Sehorn 34-yard interception return (Anderson kick)

**Team Statistics**

	WAS	NYG
First Downs	9	21
3rd Down	1-13	8-17
4th Down	0-1	0-1
Total Yards	181	309
Rushing	17-57-0	46-142-0
Passing	31-13-151-0	29-15-177-1
Punts-Avg.	5-40.8	4-43.0
Fumbles-Lost	5-3	3-2
Penalties-Yds.	7-53	7-64
Time of Possession	21:29	38:31

**Individual Statistics****Rushing**

WAS: Davis 12-39, Bennett 2-10, Westbrook 1-8, Banks 2-0

NYG: Washington 25-90, Dayne 16-39, Toomer 1-9, Comella 2-6, Collins 2- (-2)

**Passing**

WAS: Banks 31-13-151, 2 INT, 52 LG

NYG: Collins 29-15-177, 1 TD, 2 INT, 23 LG

**Receiving**

WAS: Alexander 5-45, Westbrook 4-34, Gardner 2-68, Bennett 1-4, Davis 1-0

NYG: Toomer 7-97, Comella 3-30, Hilliard 2-21, Washington 1-16, Jurevicius 1-12, Campbell 1-1

**Interceptions**

WAS: Ohalette 1-12, Shade 1-0

NYG: Sehorn 2-34-1, 34LG

**Punt Returns**

WAS: Lockett 1-11, 1 FC, McClellion 1-0

NYG: Toomer 3-12, 1 FC, 7 LG

**Kickoff Returns**

WAS: Bates 3-92, 38 LG, Carter 3-67, 27 LG

NYG: Dixon 2-32, 26 LG, Rivers 1-11

**Sacks**

WAS: Lyle 1-10

NYG: Griffin 1.5-10, Strahan 1.5-12, Hamilton 1-5

## GAME 5

### REDSKINS 7 - COWBOYS 9

October 15, 2001 Texas Stadium (63,941)

	1	2	3	4	OT	F
WASHINGTON	0	0	0	7	---	7
DALLAS	0	3	0	6	---	9

DAL - Seder 28-yard Field Goal (11-77, 3:34)

WAS - Westbrook 31-yard pass from Banks (Conway kick) (5-58, 2:39)

DAL - Seder 39-yard Field Goal (10-49, 5:44)

DAL - Seder 26-yard Field Goal (8-59, 2:39)

#### Team Statistics

	WAS	DAL
First Downs	10	23
3rd Down	4-11	8-16
4th Down	0-0	0-0
Total Yards	226	386
Rushing	26-103-0	45-211-0
Passing	18-10-132-0	28-15-177-0
Punts-Avg.	7-39.9	4-36.3
Fumbles-Lost	2-1	0-0
Penalties-Yds.	7-60	3-22
Time of Possession	23:15	36:45

#### Individual Statistics

##### Rushing

WAS: Davis 23-99, Banks 3-4

DAL: Smith 25-107, Hambrick 9-68, Wright 8-32, Chiaverini 1-3, Thomas 1-2, Ismail 1--1

##### Passing

WAS: Banks 18-10-132, 1 TD, 31 LG

DAL: Wright 28-15-177, 1 INT, 25 LG

##### Receiving

WAS: Bennett 3-39, Gardner 3-36, Carter 3-26, Westbrook 1-31

DAL: Smith 5-45, Galloway 4-51, Ismail 3-50, Chiaverini 2-25, Thomas 1-6

##### Interceptions

WAS: Smoot 1-36

DAL: NONE

##### Punt Returns

WAS: Lockett 1-2, 1 FC

DAL: Ismail 1-20, 3 FC, Galloway 1-6

##### Kickoff Returns

WAS: Bates 2-35, 19 LG, Thompson 1-0

DAL: Larrimore 1-22, Swinton 1-10

##### Sacks

WAS: DeLoach 1-2

DAL: Zellner 1-8, Ellis 1-1

## GAME 6

### REDSKINS 17 - PANTHERS 14 (OT)

October 21, 2001 FedEx Field (74,480)

	1	2	3	4	OT	F
WASHINGTON	0	0	0	14	3	17
CAROLINA	7	0	0	7	0	14

CAR - Walls 2-yard pass from Weinke (Kasay kick) (6-53, 3:22)

CAR - Biakabutuka 10-yard run (Kasay kick) (9-83, 5:13)

WAS - Arrington 67-yard interception return (Conway kick)

WAS - Gardner 85-yard pass from Banks (Conway kick) (1-85, 0:12)

WAS - Conway 23-yard Field Goal (4-81, 1:52)

#### Team Statistics

	WAS	CAR
First Downs	16	19
3rd Down	3-12	4-12
4th Down	0-1	0-0
Total Yards	443	342
Rushing	28-98-0	25-124-1
Passing	30-17-346-1	35-24-226-1
Punts-Avg.	6-46.5	6-55.8
Fumbles-Lost	1-1	0-0
Penalties-Yds.	5-50	7-51
Time of Possession	29:13	32:39

#### Individual Statistics

##### Rushing

WAS: Davis 26-99, Banks 2- (-1)

CAR: Biakabutuka 20-121, Hoover 3-12, Smith 1- (-8) Weinke 1- (-1)

##### Passing

WAS: Banks 30-17-346, 1 TD, 85 LG

CAR: Weinke 35-24-226, 1TD, 36 LG

##### Receiving

WAS: Gardner 6-208, Lockett 3-33, Johnson 2-47, Davis 2-20, Thompson 1-19, Westbrook 1-19, Rasby 1-3, Carter 1- (-3)

CAR: Hayes 6-75, Byrd 5-73, Biakabutuka 4-29, Walls 3-15, Hetherington 3-1, Muhammad 2-27, Hoover 1-6

##### Interceptions

WAS: Arrington 1-67t, Lang 1-14, Leverette 1-1, Terrell 1-0

CAR: Evans 1-0

##### Punt Returns

WAS: Lockett 1-5, 1 FC, Bates 1-5

CAR: Smith 3-46, 28 LG

##### Kickoff Returns

WAS: Bates 2-35, 18 LG

CAR: Smith 2-27, 18LG

##### Sacks

WAS: Mitchell 1-8

CAR: Gilbert 1-1

**GAME 7**

REDSKINS 35 - GIANTS 21

October 28, 2001 FedEx Field (80,316)

	1	2	3	4	OT	F
WASHINGTON	14	3	10	8	---	35
NEW YORK GIANTS	0	14	0	7	---	21

WAS - Gardner 12-yard pass from Banks (Conway kick) (3-17, 1:13)

WAS - Metcalf 89-yard punt return (Conway kick)

NYG - Toomer 6-yard pass from Collins (Anderson kick) (7-65, 2:00)

NYG - Hilliard 27-yard pass from Collins (Anderson kick) (5-39, 1:26)

WAS - Conway 43-yard Field Goal (7-50, 3:04)

WAS - Thompson 31-yard pass from Lockett (Conway kick) (4-60, 1:52)

WAS - Conway 20-yard Field Goal (13-63, 6:54)

NYG - Comella 1-yard pass from Collins (Anderson kick) (12-72, 4:25)

WAS - Westbrook 76-yard pass from Banks (Banks-Bennett pass) (3-67, 0:53)

**Team Statistics**

	WAS	NYG
First Downs	17	25
3rd Down	5-14	4-11
4th Down	1-1	0-1
Total Yards	353	388
Rushing	35-157-0	19-42-0
Passing	20-12-221-3	52-32-346-3
Punts-Avg.	6-38.5	6-36.8
Fumbles-Lost	0-0	4-1
Penalties-Yds.	11-76	5-43
Time of Possession	30:03	29:57

**Individual Statistics****Rushing**

WAS: Davis 29-107, Carter 2-40, Banks 4-10

NYG: Dayne 8-19, Barber 7-14, Collins 4-9

**Passing**

WAS: Banks 19-11-190, 2 TD, 76 LG,

Lockett 1-1-3, 1 TD

NYG: Collins 52-32-346, 3 TD, 1 INT, 33 LG

**Receiving**

WAS: Lockett 3-46, Westbrook 2-83, Flemister 2-32,

Gardner 2-20, Davis 2-9, Thompson 1-31

NYG: Toomer 9-109, Barber 9-74, Jurevicius 6-77,

Comella 5-29, Hilliard 2-40, Dixon 1-17

**Interceptions**

WAS: Lyle 1-0

NYG: None

**Punt Returns**

WAS: Metcalf 2-100, 1 TD, 89 LG

NYG: Barber 3-29, 17 LG, 2 FC

**Kickoff Returns**

WAS: Bates 3-57, 27 LG

NYG: Dixon 4-89, 23 LG, Washington 1-18

**Sacks**

WAS: Smith 1-0

NYG: Strahan 2-19, Williams 1-6, Barrow 1-0

**GAME 8**

REDSKINS 27 - SEAHAWKS 34

November 4, 2001 FedEx Field (82,352)

	1	2	3	4	OT	F
WASHINGTON	10	10	7	0	---	27
SEAHAWKS	7	0	7	0	---	14

WAS - Rasby 7-yard pass from Banks (Conway kick) (9-71, 4:34)

SEA - Alexander 41-yard run (Lindell kick) (6-80, 3:24)

WAS - Conway 43-yard Field Goal (5-5, 2:06)

WAS - Conway 23-yard Field Goal (5-23, 1:41)

WAS - Davis 1-yard run (Conway kick) (13-69, 7:50)

WAS - Westbrook 13-yard pass from Banks

(Conway kick) (11-69, 5:33)

SEA - Jackson 46-yard pass from Dilfer (Lindell kick) (2-38, 0:37)

**Team Statistics**

	WAS	SEA
First Downs	21	12
3rd Down	11-17	4-9
4th Down	0-1	0-1
Total Yards	365	275
Rushing	45-230-1	14-60-1
Passing	23-15-152-2	30-14-248-1
Punts-Avg.	4-42.0	4-47.3
Fumbles-Lost	0-0	4-1
Penalties-Yds.	6-45	1-16
Time of Possession	39:18	20:42

**Individual Statistics****Rushing**

WAS: Davis 32-142, Carter 10-57, Banks 3-31

SEA: Alexander 13-60, Hasselbeck 1-0

**Passing**

WAS: Banks 23-15-152, 2 TD, 1 INT, 29 LG

SEA: Dilfer 18-8-121, 1 TD, 1 INT, 46 LG;

Hasselbeck 12-6-127, 2 INT, 49 LG

**Receiving**

WAS: Davis 2-22, Rasby 2-22, Westbrook 2-18,

Lockett 2-16, Carter 2-11, Flemister 2-7,

Johnson 1-29, Gardner 1-18, Bennet 1-9

SEA: Alexander 4-42, Williams 2-69, Ingram 2-53,

Fauria 2-25, Jackson 1-46, Bannister 1-13,

Strong 1-5, Dilfer 1-5

**Interceptions**

WAS: Shade 1-9, Bailey 1-0, Terrell 1-0

SEA: Williams 1-24

**Punt Returns**

WAS: Metcalf 2-15, 14 LG, 1 FC

SEA: Ingram 3-46, 28 LG

**Kickoff Returns**

WAS: Bates 3-76, 31 LG

SEA: Williams 2-44, 31 LG; Graham 2-39, 20 LG;

Bannister 1-0

**Sacks**

WAS: Smith 1.5-12, Wilkinson 1-8, Coleman 1-9,

Lang 0.5-4

SEA: Brown 1-4, Randle 1-13

## GAME 9

### REDSKINS 17 - BRONCOS 10

November 18, 2001 Invesco Field at Mile High (74,622)

	1	2	3	4	OT	F
WASHINGTON	0	3	0	14	---	17
DENVER	0	10	0	0	---	10

DEN - Elam 33-yard Field Goal (11-66, 5:15)

DEN - Smith 1-yard pass from Griese  
(Elam kick) (6-13, 3:13)

WAS - Conway 48-yard Field Goal (9-40, 3:08)

WAS - Westbrook 5-yard pass from Graham (Conway  
kick) (6-50, 3:08)

WAS - Flemister 3-yard pass from Graham (Conway  
kick) (10-54, 5:48)

#### Team Statistics

	WAS	DEN
First Downs	18	10
3rd Down	5-15	5-16
4th Down	0-0	0-1
Total Yards	232	186
Rushing	32-105	27-88
Passing	31-16-150-2	31-11-114-1
Punts-Avg.	8-41.9	9-39.3
Fumbles-Lost	6-3	6-2
Penalties-Yds.	7-54	7-57
Time of Possession	33:20	26:40

#### Individual Statistics

##### Rushing

WAS: Davis 23-84, Carter 2-16, Banks 2-10,  
Graham 5- (-5)

DEN: Anderson 13-31, Griese 4-29, Gary 10-28

##### Passing

WAS: Graham 18-12-123, 2 TD, 16 LG, Banks 13-4-27,  
13 LG

DEN: Griese 31-11-114, 1 TD, 21 LG

##### Receiving

WAS: Westbrook 9-104, Gardner 2-19, Flemister 2-18,  
Carter 1-5, Davis 1-2, Thompson 1-2

DEN: Smith 3-25, Clark 3-17, Cole 2-37, Poole 2-19,  
Anderson 1-16

##### Interceptions

WAS: None

DEN: None

##### Punt Returns

WAS: Metcalf 7-54, 13 LG, 1 FC

DEN: O'Neal 2-0, 1 FC

##### Kickoff Returns

WAS: Bates 2-36, 23 LG

DEN: Cole 3-55, 24 LG

##### Sacks

WAS: Mitchell 1-0, Coleman 1-10, Wilkinson 1-6

DEN: Brown 1-7, Mobley 1-6, Romanowski 1-10

## GAME 10

### REDSKINS 13 - EAGLES 3

November 25, 2001 Veterans Stadium (65,666)

	1	2	3	4	OT	F
WASHINGTON	0	10	0	3	---	13
PHILADELPHIA	0	0	3	0	---	3

WAS - Carter 5-yard run (Conway kick) (6-59, 3:01)

WAS - Conway 43-yard Field Goal (6-20, 1:09)

PHI - Akers 49-yard Field Goal (9-42, 3:59)

WAS - Conway 32-yard Field Goal (15-50, 8:55)

#### Team Statistics

	WAS	PHI
First Downs	16	7
3rd Down	7-17	3-13
4th Down	0-0	0-2
Total Yards	240	186
Rushing	45-155	22-94
Passing	18-12-96-0	27-15-92-0
Punts-Avg.	7-44.9	7-47.7
Fumbles-Lost	1-0	1-0
Penalties-Yds.	5-41	7-52
Time of Possession	37:49	22:11

#### Individual Statistics

##### Rushing

WAS: Davis 22-79, Carter 18-56, Banks 5-20

PHI: Staley 15-50, McNabb 3-39, Buckhalter 4-5

##### Passing

WAS: Banks 18-12-96, 23 LG

PHI: 27-15-92, 13 LG

##### Receiving

WAS: Gardner 4-33, Westbrook 3-22, Flemister 2-33,  
Carter 2-9, Bennett 1- (-1)

PHI: Staley 7-40, Thrash 4-32, Pinkston 2-11,  
Thomason 1-5, Buckhalter 1-4

##### Interceptions

WAS: None

PHI: None

##### Punt Returns

WAS: Metcalf 6-70, 30 LG

PHI: Mitchell 2-10, 11 LG, 1 FC

##### Kickoff Returns

WAS: Bates 1-21

PHI: Thrash 2-21, 16 LG, Mitchell 1-20

##### Sacks

WAS: None

PHI: Simon 2-11

**GAME 11**

REDSKINS 14 - COWBOYS 20  
December 2, 2001 FedEx Field (85,112)

	1	2	3	4	OT	F
WASHINGTON	0	0	7	7	—	14
DALLAS	7	0	0	13	—	20

DAL - Smith 5-yard run (Hilbert kick) (9-68, 5:06)  
 WAS - Banks 1-yard run (Conway kick) (12-63, 6:39)  
 DAL - Hilbert 38-yard Field Goal (7-51, 2:58)  
 DAL - Ismail 64-yard pass from Carter (Hilbert kick) (7-94, 4:01)  
 DAL - Hilbert 39-yard Field Goal (4-0, 0:59)  
 WAS - Gardner 15-yard pass form Banks (Conway kick) (9-65, 2:18)

**Team Statistics**

	WAS	DAL
First Downs	15	19
3rd Down	3-12	6-14
4th Down	2-2	0-0
Total Yards	277	337
Rushing	22-81-1	44-215-1
Passing	32-17-216-1	14-7-130-1
Punts-Avg.	6-37.8	3-38.3
Fumbles-Lost	1-0	0-0
Penalties-Yds.	5-36	7-45
Time of Possession	25:33	34:27

**Individual Statistics****Rushing**

WAS: Davis 17-53, Banks 4-25, Carter 1-3  
 DAL: Smith 25-102, Wiley 3-61, Hambrick 10-47, Carter 6-5

**Passing**

WAS: Banks 32-17-216, 2 TD, 1 INT, 34 LG  
 DAL: Carter 14-7-130, 1 TD, 1 INT, 64 LG

**Receiving**

WAS: Lockett 4-66, Bennett 3-22, Davis 2-32, Westbrook 2-27, Gardner 2-24, Carter 2-18, Flemister 1-18, Metcalf 1-9  
 DAL: Ismail 3-93, Galloway 1-13, Chiaverini 1-10, Harris 1-7, Lucky 1-7

**Interceptions**

WAS: Smoot 1-0  
 DAL: Reese 1-42

**Punt Returns**

WAS: Metcalf 1-34  
 DAL: Swinton 2-29, 19 LG, 2 FC

**Kickoff Returns**

WAS: Bates 5-124, 32 LG  
 DAL: Swinton 2-54, 27 LG, Coakley 1-0

**Sacks**

WAS: Arrington 1-0, Smith 1-7, Lang 1-1  
 DAL: Myers 1.5-11, Noble 1.5-9

**GAME 12**

REDSKINS 20 - CARDINALS 10  
December 9, 2001 Sun Devil Stadium (40,056)

	1	2	3	4	OT	F
WASHINGTON	0	10	0	10	—	20
ARIZONA	0	3	0	7	—	10

WAS - Flemister 2-yard pass from Banks (Conway kick) (9-66, 5:21)  
 ARI - Gramatica 24-yard Field Goal (9-74, 5:06)  
 WAS - Conway 22-yard Field Goal (2-3) (0:09)  
 WAS - Conway 42-yard Field Goal (10-46, 4:57)  
 WAS - Davis 1-yard run (Conway kick) (6-58, 3:51)  
 ARI - Jenkins 10-yard pass from Plummer (Gramatica kick) (7-65, 1:42)

**Team Statistics**

	WAS	ARI
First Downs	17	17
3rd Down	5-12	2-10
4th Down	0-0	0-1
Total Yards	331	326
Rushing	35-130-1	22-80
Passing	26-19-210-1	34-20-253-1
Punts-Avg.	4-50.3	5-44.8
Fumbles-Lost	1-0	1-0
Penalties-Yds.	13-99	8-44
Time of Possession	33:44	26:16

**Individual Statistics****Rushing**

WAS: Davis 26-110, Carter 4-15, Bennett 2-3, Banks 3-2  
 ARI: Pittman 14-46, Plummer 3-21, Jenkins 2-10, Jones 2-6, Gruttadauria 1-1

**Passing**

WAS: Banks 26-19-210, 1 TD, 40 LG  
 ARI: Plummer 34-20-253, 1 TD, 1 INT, 40 LG

**Receiving**

WAS: Westbrook 7-82, Gardner 2-52, Lockett 2-27, Johnson 2-14, Metcalf 2-9, Rasby 1-11, Bennett 1-7, Davis 1-6, Flemister 1-2  
 ARI: Boston 6-132, Pittman 5-43, Jenkins 3-33, Mitchell 3-18, Sanders 2-23, Makovicka 1-4

**Interceptions**

WAS: Arrington 1-43  
 ARI: None

**Punt Returns**

WAS: Metcalf 5-50, 20 LG  
 ARI: Jackson 2-6, 5 LG

**Kickoff Returns**

WAS: Bates 1-15  
 ARI: Jackson 2-46, 24 LG, Jenkins 2-19, 17 LG

**Sacks**

WAS: Lang 1-7  
 ARI: Tosi 1-9

## GAME 13

REDSKINS 6 - EAGLES 20

December 16, 2001 FedEx Field (84,936)

	1	2	3	4	OT	F
WASHINGTON	3	3	0	0	---	6
PHILADELPHIA	0	10	7	3	---	20

WAS - Conway 47-yard Field Goal (9-25, 4:08)

WAS - Conway 25-yard Field Goal (7-70, 2:53)

PHI - Mitchell 4-yard pass from McNabb  
(Akers kick) (11-66, 4:35)

PHI - Akers 40-yard Field Goal (8-22, 1:49)

PHI - Pinkston 62-yard pass from McNabb  
(Akers kick) (1-62, 0:11)

PHI - Akers 49-yard Field Goal (9-49, 4:06)

### Team Statistics

	WAS	PHI
First Downs	16	11
3rd Down	3-14	3-14
4th Down	2-1	1-1
Total Yards	362	287
Rushing	30-155	23-63
Passing	36-17-213	34-16-235-2
Punts-Avg.	6-37.8	6-48.8
Fumbles-Lost	2-1	2-1
Penalties-Yds.	7-58	6-45
Time of Possession	33:48	26:12

### Individual Statistics

#### Rushing

WAS: Davis 24-111, Gardner 1-16, Banks 3-15,  
Carter 1-15, Metcalf 1- (-2)

PHI: Staley 15-36, McNabb 7-25, Buckhalter 1-2

#### Passing

WAS: Banks 36-17-213, 57 LG, 2 INT

PHI: McNabb 34-16-235, 2 TD, 62 LG, 3 INT

#### Receiving

WAS: Westbrook 4-48, Gardner 3-70, Davis 3-35,  
Rasby 2-32, Johnson 2-18, Flemister 2-4,  
Lockett 1-6

PHI: Staley 8-73, Pinkston 2-77, F. Mitchell 2-27,  
Thrash 2-15, Lewis 1-25, Buckhalter 1-18

#### Interceptions

WAS: Arrington 1-10, Green 1-0, Wilkinson 1-0

PHI: Dawkins 2-15

#### Punt Returns

WAS: Metcalf 6-65, 24 LG

PHI: B. Mitchell 1-9, 2 FC

#### Kickoff Returns

WAS: Bates 3-59, 24 LG, Johnson 1-7, Carter 1-0

PHI: B. Mitchell 3-50, 22 LG

#### Sacks

WAS: Arrington 0.5-1.5, Terrel 1-8, Coleman 0.5-1.5

PHI: Douglas 1-6

## GAME 14

REDSKINS 15 - BEARS 20

December 23, 2001 FedEx Field (78,884)

	1	2	3	4	OT	F
WASHINGTON	7	3	3	2	---	15
CHICAGO	3	7	0	10	---	20

CHI - Edinger 39-yard Field Goal (8-45, 3:06)

WAS - Davis 3-yard run (Conway kick) (12-57, 5:49)

CHI - Johnson 32-yard run (Edinger kick) (4-54, 1:35)

WAS - Conway 34-yard Field Goal (12-49, 7:02)

WAS - Conway 26-yard Field Goal (12-72, 4:58)

CHI - Urlacher 27-yard pass from Maynard  
(Edinger kick) (15-78, 7:11)

CHI - Edinger 37-yard Field Goal (5-22, 2:20)

WAS - Maynard OB in end zone for Safety

### Team Statistics

	WAS	CHI
First Downs	18	14
3rd Down	6-18	3-14
4th Down	1-3	2-3
Total Yards	293	237
Rushing	28-89	32-112
Passing	43-23-236-0	27-14-125-1
Punts-Avg.	6-41.5	6-36.7
Fumbles-Lost	2-2	2-1
Penalties-Yds.	6-38	1-6
Time of Possession	33:39	26:21

### Individual Statistics

#### Rushing

WAS: Davis 22-57, Carter 5-28, Banks 1-4

CHI: Thomas 24-82, Johnson 2-34, Allen 2-6,  
Miller 3-0, Maynard 1- (-10)

#### Passing

WAS: Banks 43-23-236, 33 LG

CHI: Miller 26-13-98, 16 LG; Maynard 1-1-27, 1 TD

#### Receiving

WAS: Westbrook 7-66, Gardner 6-63, Flemister 2-44,  
Johnson 2-21, Davis 2-9, Lockett 1-13,  
Bennett 1-10, Carter 1-9, Metcalf 1-1

CHI: Booker 7-74, Shelton 2-16, White 2-5,  
Urlacher 1-27, Terrel 1-4, Thomas 1- (-1)

#### Interceptions

WAS: None

CHI: None

#### Punt Returns

WAS: Metcalf 1-5, 2 FC

CHI: Johnson 4-42, 20 LG, 1 FC; Denson 1-5

#### Kickoff Returns

WAS: Bates 3-68, 30 LG; Carter 2-23, 14 LG;  
Metcalf 1-25

CHI: Denson 3-62, 27 LG; Johnson 1-14

#### Sacks

WAS: None

CHI: Colvin 2-12, Green 1-3, Daniels 1-4,  
Washington 1-6, Traylor 1-7

**GAME 15**

REDSKINS 40 - SAINTS 10

December 30, 2001 Louisiana Superdome (70,020)

	1	2	3	4	OT	F
WASHINGTON	0	13	17	10	---	40
NEW ORLEANS	10	0	0	0	---	10

NO - McAllister 22-yard pass from Brooks (Carney kick) (10-66, 6:24)  
 NO - Carney 29-yard Field Goal (4-0, 0:46)  
 WAS - Davis 6-yard run (Conway kick) (12-76, 6:59)  
 WAS - Conway 53-yard Field Goal (4-5, 2:25)  
 WAS - Conway 22-yard Field Goal (7-17, 2:02)  
 WAS - Conway 34-yard Field Goal (7-35, 3:25)  
 WAS - Banks 2-yard run (Conway kick) (6-18, 3:30)  
 WAS - Carter 2-yard run (Conway kick) (6-51, 2:29)  
 WAS - Conway 37-yard Field Goal (4-7, 2:06)  
 WAS - Carter 1-yard run (Conway kick) (11-61, 5:28)

Team Statistics	WAS	NO
First Downs	19	12
3rd Down	10-16	6-13
4th Down	0-0	0-0
Total Yards	263	213
Rushing	44-173-4	23-100-0
Passing	15-9-94-0	28-14-127-1
Punts-Avg.	1-51.0	2-43.5
Fumbles-Lost	0-0	3-1
Penalties-Yds.	4-34	8-75
Time of Possession	32:35	27:25

**Individual Statistics****Rushing**

WAS: Davis 21-111, Carter 15-51, Banks 5-9, Bennett 2-2, Westbrook 1-0

NO: R. Williams 17-74, Brooks 5-24, McAllister 1-2

**Passing**

WAS: Banks 15-9-94, 17 LG, 1 INT

NO: Brooks 28-14-127, 1 TD, 22 LG, 3 INT

**Receiving**

WAS: Flemister 3-32, Davis 2-11, Lockett 1-17, Gardner 1-15, Rasby 1-15, Bennett 1-4

NO: McAllister 4-62, Jackson 4-23, Horn 2-13, E. Williams 2-13, Hall 1-9, R. Williams 1-7

**Interceptions**

WAS: Bailey 1-12, Wilkinson 1-0, Smoot 1-0

NO: Mathis 1-11

**Punt Returns**

WAS: 2 Downed

NO: McGarity 1-1

**Kickoff Returns**

WAS: Bates 2-37, 23 LG; Johnson 1-12

NO: Lewis 7-120, 34 LG; Ackerman 1-0

**Sacks**

WAS: Shade 1-0, Coleman 1-0, Mason 1-7, Smith 1-2

NO: Smith 1-1, Glover 1-3

**GAME 16**

REDSKINS 20 - CARDINALS 17

January 6, 2002 FedEx Field (61,721)

	1	2	3	4	OT	F
WASHINGTON	0	6	6	8	---	20
ARIZONA	7	10	0	0	---	17

ARI - Wilson 61-yard interception return (Oglesby kick)  
 WAS - Conway 36-yard Field Goal (11-44, 6:51)  
 ARI - Jones 4-yard run (Oglesby kick) (6-76, 3:27)  
 WAS - Conway 33-yard Field Goal (11-51, 5:14)  
 ARI - Oglesby 26-yard Field Goal (11-63, 3:33)  
 WAS - Rasby 5-yard pass from Banks (pass failed) (12-82, 6:47)  
 WAS - Davis 2-yard run (Davis run) (8-23, 4:42)

**Team Statistics**

	WAS	ARI
First Downs	22	10
3rd Down	8-17	0-9
4th Down	0-2	0-1
Total Yards	340	187
Rushing	49-178	17-45
Passing	26-14-162-1	25-11-154-0
Punts-Avg.	4-45.5	6-37.7
Fumbles-Lost	3-0	2-0
Penalties-Yds.	3-20	1-5
Time of Possession	40:07	19:53

**Individual Statistics****Rushing**

WAS: Davis 38-148, Carter 3-24, Banks 5-8, Graham 3-(-2)

ARI: Jones 7-26, Pittman 8-19, Plummer 2-0

**Passing**

WAS: Banks 25-13-154, 1 TD, 1 Int, 27 LG; Graham 1-1-8

ARI: Plummer 25-11-154, 1 Int, 48 LG

**Receiving**

WAS: Westbrook 5-62, Rasby 3-45, Bennett 1-12, Davis 1-10, Gardner 1-10, Battaglia 1-9, Carter 1-8, Flemister 1-6

ARI: Bush 3-30, Boston 2-58, Sanders 2-39, Makovicka 1-12, Jones 1-9, Mitchell 1-4, Jackson 1-2

**Interceptions**

WAS: Pierce 1-0

ARI: Wilson 1-61, TD

**Punt Returns**

WAS: Metcalf 3-19, 9 LG, 1 FC

ARI: Jackson 2-13, 8 LG; Lassiter 1-0

**Kickoff Returns**

WAS: Bates 3-44, 21 LG; Johnson 1-18

ARI: Pittman 2-65, 44 LG; Shipp 1-13; McKinley 1-11; Bush 1-9

**Sacks**

WAS: Coleman 1-5, Wilkinson 1-7

ARI: None

# 2001 NFL FINAL STANDINGS

## American Football Conference

### Eastern Division

	W	L	T	Pts	Opp
New England	11	5	0	371	272
Miami	11	5	0	344	290
NY Jets	10	6	0	308	295
Indianapolis	6	10	0	413	486
Buffalo	3	13	0	265	420

### Central Division

	W	L	T	Pts	Opp
Pittsburgh	13	3	0	352	212
Baltimore	10	6	0	303	265
Cleveland	7	9	0	285	319
Tennessee	7	9	0	336	388
Jacksonville	6	10	0	294	286
Cincinnati	6	10	0	226	309

### Western Division

	W	L	T	Pts	Opp
Oakland	10	6	0	399	327
Seattle	9	7	0	301	324
Denver	8	8	0	340	339
Kansas City	6	10	0	320	344
San Diego	5	11	0	332	321

## National Football Conference

### Eastern Division

	W	L	T	Pts	Opp
Philadelphia	11	5	0	343	208
Washington	8	8	0	256	303
NY Giants	7	9	0	294	321
Arizona	7	9	0	295	343
Dallas	5	11	0	246	338

### Central Division

	W	L	T	Pts	Opp
Chicago	13	3	0	338	203
Green Bay	12	4	0	390	266
Tampa Bay	9	7	0	324	280
Minnesota	5	11	0	290	390
Detroit	2	14	0	270	424

### Western Division

	W	L	T	Pts	Opp
St. Louis	14	2	0	503	273
San Francisco	12	4	0	409	282
New Orleans	7	9	0	333	409
Atlanta	7	9	0	291	377
Carolina	1	15	0	253	410

## 2001 NFL Post-Season Results

Home team in CAPS

### AFC Wild Card Playoff Games

OAKLAND 38, NY Jets 24  
Baltimore 20, MIAMI 3

### NFC Wild Card Playoff Games

PHILADELPHIA 31, Tampa Bay 9  
GREEN BAY 25, San Francisco 15

### AFC Divisional Playoff Games

NEW ENGLAND 16, Oakland 13  
PITTSBURGH 27, Baltimore 10

### NFC Divisional Playoff Games

ST. LOUIS 45, Green Bay 17  
Philadelphia 33, CHICAGO 19

### AFC Conference Championship

New England 24, PITTSBURGH 17

### NFC Conference Championship

ST. LOUIS 29, Philadelphia 24

### SUPER BOWL XXXVI

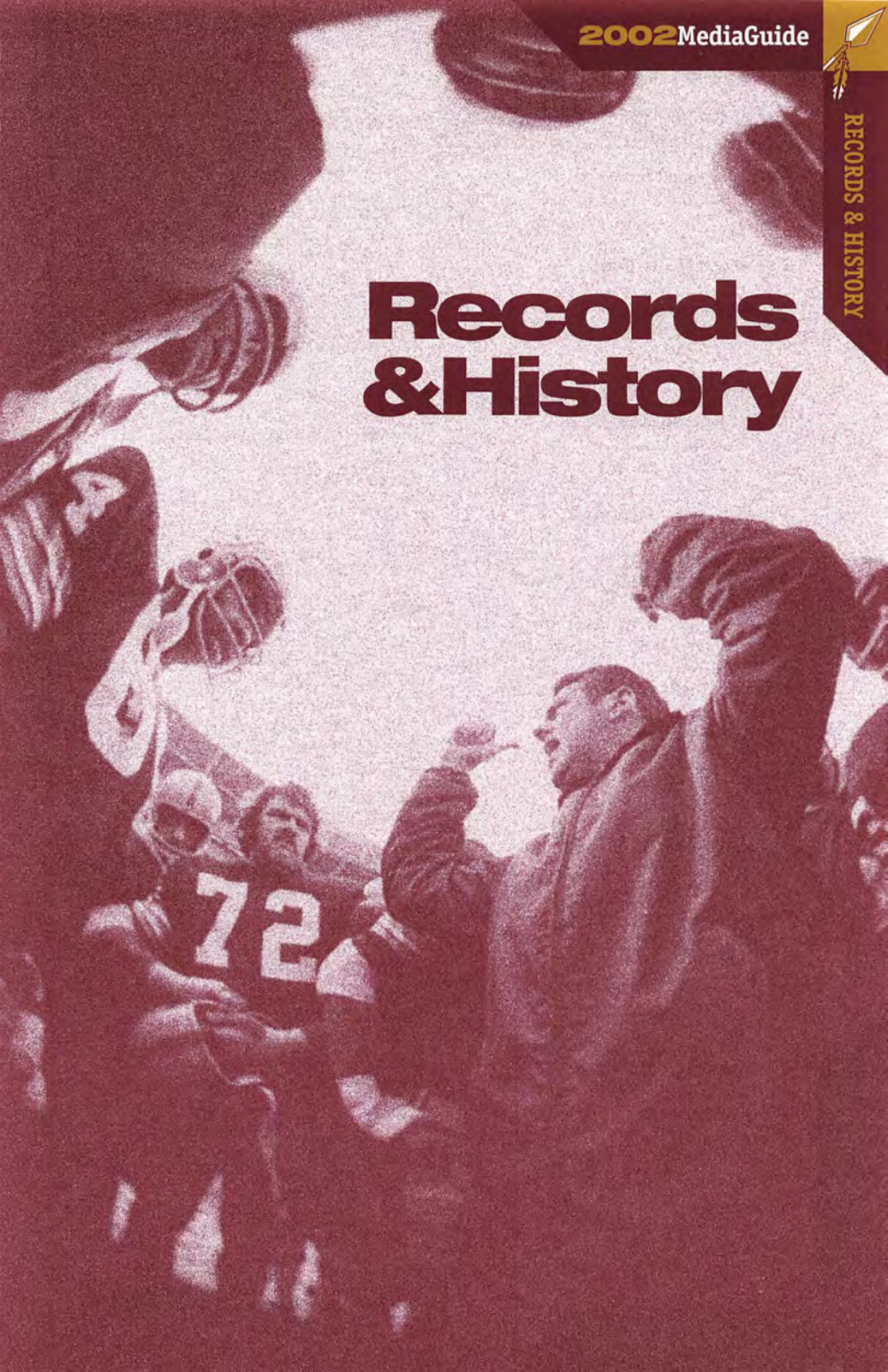
at Louisiana Superdome, New Orleans, Louisiana  
New England (AFC) 20, St. Louis (NFC) 17

### AFC-NFC Pro Bowl

at Aloha Stadium, Honolulu, Hawaii  
AFC 38, NFC 30



# Records & History



# Team Records

## SCORING

### Most Points, Season

541.....	1983
485.....	1991
443.....	1999

### Fewest Points, Season

55.....	1932
---------	------

### Most Points, Game

72..... vs Giants (41).....	11/27/66
59..... vs Yanks (21).....	10/31/48
56..... vs Falcons (17).....	11/10/91
50..... @ Giants.....	09/19/99

### Most Points, One Half

38..... vs Giants.....	11/27/66
36..... vs Cardinals.....	11/22/98
35..... vs Lions.....	09/01/91

### Most Points, One Quarter

24..... vs Giants	11/27/66
22..... vs Cowboys	09/12/99

### Most Points, Both Teams, Game

- 113..... Redskins, 72vs Giants, 41.....11/27/66
- 95.....Redskins, 47@ Packers, 48.....10/17/83
- 87....Redskins, 42@ Eagles, 45.....09/28/47
- 87....Redskins, 42vs Cardinals, 45..11/22/98

### Fewest Points, Both Teams, Game

- 0.....

### Largest Margin of Victory

45..... vs Lions.....	9/1/91
* 44..... vs Rams.....	1/1/84
42..... vs Bears.....	12/15/74
42..... @ Brooklyn.....	11/12/39

### Largest Margin of Defeat

* 73..... vs Bears.....	12/08/40
59..... @ Browns.....	11/07/54
53..... @ Giants.....	11/05/61

### Most TDs, Season

63.....	1983
56.....	1991
54.....	1999
51.....	1984
47.....	1987 and 1967

### Fewest TDs, Season

6.....	1932
--------	------

### Most TDs, Game

- 10..... vs Giants.....11/27/66
- 8..... vs Falcons.....11/10/91
- 8..... vs Yanks.....10/31/48

### Most TDs, Both Teams, Game

- 16..... Redskins, 10 vs Giants, 6.....11/27/66
- 12..... Redskins, 6 @ Eagles, 6.....09/28/47
- 11..... Redskins, 5 vs Eagles, 6.....09/17/89

### Most PATs, Season

62.....	1983
56.....	1991
49.....	1999

### Most PATs, Game

9..... vs Giants.....	11/27/66
8..... vs Falcons.....	11/10/91
8..... vs Yanks.....	10/31/48

### Most PATs, Both Teams, Game

- 14..... Redskins, 9 vs Giants, 5.....11/27/66

### Most FG Attempts, Season

• 49.....	1971
47.....	1983
43.....	1991

### Fewest FG Attempts, Season

5.....	1940
--------	------

### Most FGs, Season

33.....	1983
31.....	1991
30.....	1990 and 1992

### Fewest FGs, Season

0.....	1935
--------	------

### Most FGs, Game

5.....	7 times
Most recently @ Vikings.....	10/25/92

### Most FG Attempts, Game

7..... vs Oilers.....	10/10/71 (5 made)
6..... most recently @ Eagles.....	12/22/91

### Most FG Attempts, Both Teams, Game

- 11..... Redskins, 6 @ Bears, 5.....11/14/71
- 11..... Redskins, 6 @ Giants, 5.....11/14/76

### Most FGs, Both Teams, Game

- 8..... Redskins, 5 @ Bears, 3.....11/14/71

## FIRST DOWNS

### Most First Downs, Season

353.... (165, 173, 15).....	1983
339.... (154, 164, 21).....	1984
338.... (101, 217, 20).....	1989
338.... (121, 183, 34).....	1999

### Fewest First Downs, Season

95.....	1935
---------	------

### Most First Downs, Game

- 39..... @ Lions.....11/04/90  
(14 rush, 25 pass, 0 pen)
- 35..... vs Bears.....11/26/89  
(9 rush, 22 pass, 4 pen)
- 33 @ Packers 10/17/83  
(12 rush, 21 pass, 0 pen)
- 33 @ Browns 11/26/67  
(9 rush, 22 pass, 2 pen)

- NFL Record
- \* Playoffs

**Fewest First Downs, Game**

4..... @ Browns.....	11/07/54
(2 rush, 1 pass, 1 pen)	

**Most First Downs, Rushing, Season**

165.....	1983
154.....	1984
147.....	1985

**Fewest First Downs, Rushing, Season**

55.....	1943
55.....	1961

**Most First Downs, Passing, Season**

217.....	1989
202.....	1988
193.....	1990

**Fewest First Downs, Passing, Season**

55.....	1961
---------	------

**Most First Downs, Penalty, Season**

34.....	1999
29.....	1987
28.....	1978

**Fewest First Downs, Penalty, Season**

4.....	1944
--------	------

**TOTAL YARDS****Most Yards Gained, Season**

6,253.....	1989
6,139.....	1983
5,965.....	1999

**Fewest Yards Gained, Season**

2,015.....	1935
------------	------

**Most Yards Gained, Game**

676.... vs Lions.....	11/04/90
(194 rush, 482 pass)	
625.... vs Yanks.....	10/31/48
(124 rush, 501 pass)	

**Fewest Yards Gained, Game**

64..... @ Browns.....	11/07/54
(33 rush, 31 pass)	

**Most Yards Gained, Both Teams, Game**

1,027..... Redskins, 676 @ Lions, 351	11/04/90
1,025..... Redskins, 552 @ Packers, 473	10/17/83
1,013..... Redskins, 487 vs Vikings, 526	11/02/86

**Most Total Plays, Season**

1,135.....	1985
1,127.....	1983
1,121.....	1984

**Fewest Total Plays, Season**

639.....	1936
----------	------

**RUSHING****Most Yards Gained, Season**

2,625.....	1983
2,523.....	1985
2,328.....	1979

**Fewest Yards Gained, Season**

904.....	1944
----------	------

**Most Yards Gained, Game**

352.... vs Rams.....	11/25/51
307.... @ Falcons.....	11/03/85

**Fewest Yards Gained, Game**

10.... @ Buccaneers.....	12/04/94
14.... @ Eagles.....	09/28/47

**Most Yards Gained, Both Teams, Game**

531... Redskins, 255 vs Browns, 276	11/15/59
-------------------------------------	----------

**Most Attempts, Season**

629.....	1983
609.....	1979
588.....	1984

**Fewest Attempts, Season**

320.....	1943
----------	------

**Most Attempts, Game**

64.... vs Rams.....	11/25/51
---------------------	----------

**Highest Avg., Season**

4.7.....	1959
4.6.....	1970
4.4.....	1943 and 1945

**Most TDs, Season**

30.....	1983
27.....	1996
23.....	1986 and 1999

**Fewest TDs, Season**

4.....	1977
--------	------

**PASSING****Most Net Yards, Season**

4,349.....	1989
4,136.....	1988
3,926.....	1999

**Fewest Net Yards, Season**

752.....	1935
----------	------

**Fewest Net Yards, Game**

-28 . . vs Steelers . . . . .	12/07/58
-------------------------------	----------

**Most Net Yards, Game**

501.... vs Yanks.....	10/31/48
-----------------------	----------

**Most Net Yards, Both Teams, Game**

849 Redskins, 378; Vikings, 471	11/02/86
731.. Redskins, 411; Bears, 320	10/26/47
711... Redskins, 368; Packers, 403	10/17/83

**Most Attempts, Season**

592.....	1988
581.....	1989
565.....	1998

**Fewest Attempts, Season**

113.....	1933
152.....	1934

**Most Attempts, Game**

63..... (43 comp) @ Lions.....	11/04/90
63..... (32) @ Raiders.....	10/29/89
60..... (28) vs NY Giants.....	11/23/97
58..... (30) vs 49ers.....	12/01/85

**Fewest Attempts, Game**

7..... vs Giants.....	12/11/60
-----------------------	----------

**Most Attempts, Both Teams, Game**

100 Redskins, 40 vs 49ers, 60	11/17/86
-------------------------------	----------

**Most Completions, Season**

337.....	1989
327.....	1988
324.....	1999

**Fewest Completions, Season**

34.....	1933
44.....	1934

**Most Completions, Game**

43..... @ Lions.....	11/04/90
33..... vs Bears.....	10/25/64
32..... @ Browns.....	11/26/67
32..... @ Raiders.....	10/29/89
32..... @ Giants.....	09/18/94

**Fewest Completions, Game**

0..... vs Giants.....	12/11/60
-----------------------	----------

**Most Completions, Both Teams, Game**

57 . . Redskins, 20 vs Cardinals,	37 12/16/84
56 . . Redskins, 43 @ Lions,	13 . . 11/04/90
54 . . Redskins, 17 vs Colts,	37 . . 11/07/93

**Highest Completion Pct., Season**

64.0... (253 atts/162 comp).....	1982
64.0... (228 atts/146 comp).....	1945
61.9... (444 atts/275 comp).....	1969

**Most TD Passes, Season**

33.....	1988
31.....	1967
30.....	1991

**Fewest TD Passes, Season**

1.....	1933
--------	------

**Most TD Passes, Game**

6..... vs Falcons.....	11/10/91
6..... vs Cardinals.....	11/23/47
6..... @ Brooklyn.....	10/31/43

**Most Passes Intercepted, Season**

34.....	1963
32.....	1954

**Fewest Passes Intercepted, Season**

9..... (253 attempts).....	1982
10..... (228 attempts).....	1945
10..... (342 attempts).....	1970

**Most Passes Intercepted, Game**

7..... @ Steelers.....	12/03/50
7..... @ Giants.....	12/08/63

**Most Passes Int., Both Teams, Game**

11..... Redskins, 7 @ Giants, 4.....	12/08/63
--------------------------------------	----------

**SACKS****Most Sacks, Season**

66.....	1984
55.....	1986
53.....	1987 and 1973

**Most Sacks, Game**

10..... @ Buccaneers.....	10/09/77
8..... vs Cowboys.....	09/23/90

**Fewest Times Sacked, Season**

9.....	1991
11.....	1972
17.....	1971
19.....	1967

**Most Times Sacked, Season**

61.....	1998
52.....	1977
52.....	1985

**TURNOVERS/  
TAKEAWAYS****Most Opponents' Fumbles, Season**

46.....	1983
---------	------

**Most Opponents' Fumbles Recovered, Season**

32.....	1936
---------	------

**Fewest Opponents' Fumbles Recovered, Season**

6.....	1945
6.....	1994

**Most Opponents' Fumbles Recovered, Game**

• 8..... vs Cardinals.....	10/25/76
----------------------------	----------

**Most Fumbles Recovered, Season**

26.....	1940
---------	------

**Fewest Fumbles Recovered, Season**

• 2.....	1958
----------	------

**Most Total Fumbles Recovered, Game**

• 10..... vs Cardinals.....	10/25/76
-----------------------------	----------

**Most Fumbles, Both Teams, Game**

13..... Redskins, 8 @ Steelers, 5.....	11/14/37
--	----------

• NFL Record

\*Playoffs

13..... Redskins, 6 @ Giants, 7..... 11/06/60  
13..... Redskins, 4 vs Cardinals, 9..10/25/76

**Most TD Fumble Recoveries, Game**

• 2..... vs Chargers..... 09/16/73  
2..... vs Vikings..... 11/29/84

**Most Interceptions, Season**

34..... 1966  
34..... 1983  
33..... 1980

**Fewest Interceptions, Season**

11..... 1982  
11..... 1991  
13..... 1998  
13..... 1959  
14..... 1988

**Most Takeaways, Season**

61..... 1983

**Fewest Turnovers, Season**

16..... 1982  
18..... 1996  
18..... 1983

**Highest Turnover/ Takeaway Ratio, Season**

• +43..... 1983

**PENALTIES****Most Penalties, Season**

122..... 1948  
117..... 1978  
114..... 1980

**Fewest Penalties, Season**

40..... 1958

**Most Penalties, Game**

17..... @ Steelers..... 10/10/48  
16..... vs Yanks..... 11/11/45  
16..... vs Eagles..... 11/02/47  
16..... vs Giants..... 10/03/48

**Most Penalty Yards, Season**

1,110..... 1948  
1,009..... 1980  
999..... 1978

**Fewest Penalty Yards, Season**

332..... 1939

**Most Penalty Yards, Game**

160.... @ Steelers..... 10/10/48  
152.... vs Giants..... 10/13/46  
150.... @ Eagles..... 11/24/46

**INDIVIDUAL RECORDS****SCORING****Most Points, Career**

Mark Moseley..... 1974-86..... 1,207  
Chip Lohmiller..... 1988-94..... 787  
Charley Taylor..... 1964-77..... 540  
John Riggins..... 1976-79, 81-85... 510  
Curt Knight..... 1969-73..... 475  
Art Monk..... 1980-93..... 390  
Jerry Smith..... 1965-77..... 360  
Gary Clark..... 1985-92..... 348  
Hugh Taylor..... 1947-54..... 348  
Larry Brown..... 1969-76..... 330  
Bobby Mitchell..... 1962-68..... 330

**Most Points, Season**

Mark Moseley..... 1983..... 161  
Chip Lohmiller..... 1991..... 149  
John Riggins..... 1983..... 144

**Most Points, No TDs, Season**

• Mark Moseley..... 1983..... 161  
Chip Lohmiller..... 1991..... 149  
Chip Lohmiller..... 1990..... 131

**Most Points, Game**

24..... Dick James vs Cowboys..... (4 TDs)  
12/17/61  
24..... Larry Brown vs Eagles..... (4 TDs)  
12/16/73  
20..... Andy Farkas vs Rams..(3 TDs, 2 PATs)  
09/25/38

**Most Consecutive Games Scoring**

Chip Lohmiller..... 92  
(1st in 1988-13th in 1993)  
Mark Moseley..... 91  
(12th in 1980-5th in 1986)  
Mark Moseley..... 70  
(1st in 1974-14th in 1978)

**Most TDs, Career**

Charley Taylor..... 1964-77..... 90  
John Riggins..... 1976-79, 81-85..... 85  
Art Monk..... 1980-93..... 65  
Jerry Smith..... 1965-77..... 60  
Gary Clark..... 1985-92..... 58  
Hugh Taylor..... 1947-54..... 58  
Larry Brown..... 1969-76..... 55  
Bobby Mitchell..... 1962-68..... 55  
Stephen Davis..... 1996-01..... 40  
Terry Allen..... 1995-97..... 37  
Andy Farkas..... 1938-44..... 35

**Most TDs, Season**

John Riggins.....	1983.....	24
Terry Allen.....	1996.....	21
George Rogers.....	1986.....	18
Stephen Davis.....	1999.....	17

**Most TDs, Game**

4.....	Dick James vs Cowboys...	12/17/61
4.....	Larry Brown vs Eagles.....	12/16/73

**Most Consecutive Games TD Scored**

John Riggins.....	1982-83.....	13
George Rogers.....	1985-86.....	12

**KICKING****Most PATs, Career**

Mark Moseley.....	1974-86.....	417
Chip Lohmiller.....	1988-94.....	262

**Most PATs, Season**

Mark Moseley.....	1983.....	62
Chip Lohmiller.....	1991.....	56
Brett Conway.....	1999.....	49
Mark Moseley.....	1984.....	48

**Most PATs, Game**

9.....	Charlie Gogolak vs Giants.....	11/27/66
8.....	Chip Lohmiller vs Falcons.....	11/10/91
8.....	Dick Poillon vs Yanks.....	10/31/48

**Most PAT Attempts, Career**

Mark Moseley.....	1974-86.....	442
Chip Lohmiller.....	1988-94.....	267
Curt Knight.....	1969-73.....	176

**Most PAT Attempts, Season**

Mark Moseley.....	1983.....	63
Chip Lohmiller.....	1991.....	56
Mark Moseley.....	1984.....	51
Brett Conway.....	1999.....	50

**Most PAT Attempts, Game**

10....	Charlie Gogolak vs Giants.....	11/27/66
--------	--------------------------------	----------

**Most Consecutive PATs, Career**

Chip Lohmiller.....	1988-93.....	213
---------------------	--------------	-----

**Most FGs, Career**

Mark Moseley.....	1974-86.....	263
Chip Lohmiller.....	1988-94.....	175
Curt Knight.....	1969-73.....	101
Sam Baker.....	1953, 56-59.....	54
Brett Conway.....	1998-99, 2001.....	51
Scott Blanton.....	1996-97.....	42
Bob Khayat.....	1960, 62-63.....	38

**Most FGs, Season**

Mark Moseley.....	1983.....	33
Chip Lohmiller.....	1991.....	31
Chip Lohmiller.....	1992.....	30
Chip Lohmiller.....	1990.....	30

Chip Lohmiller.....	1989.....	29
Curt Knight.....	1971.....	29

**Most FGs, Game**

5.....	Chip Lohmiller @ Vikings....	10/25/92 (22, 42, 25, 45, 49)
5.....	Chip Lohmiller @ Eagles.....	12/22/91 (21, 35, 47, 47, 38, missed 49)
5.....	Chip Lohmiller vs Bills.....	12/30/90 (37, 24, 19, 43, 32)
5.....	Curt Knight vs Oilers.....	10/10/71 (15, 36, 13, 17, 39, missed 47, 33)
5.....	Curt Knight @ Bears.....	11/14/71 (30, 12, 37, 9, 27, missed 45)
5.....	Curt Knight vs Colts.....	11/18/73 (35, 18, 37, 42, 29)
5.....	Mark Moseley vs Saints.....	10/26/80 (50, 28, 35, 52, 38, missed 50)

**Most FG Attempts, Career**

Mark Moseley.....	1974-86.....	397
Chip Lohmiller.....	1988-94.....	245
Curt Knight.....	1969-73.....	175

**Most FG Attempts, Season**

Curt Knight.....	1971.....	49
Mark Moseley.....	1983.....	47
Chip Lohmiller.....	1991.....	43
Curt Knight.....	1973.....	42
Chip Lohmiller.....	1989,90,92.....	40

**Most FG Attempts Game**

7..	Curt Knight vs Oilers.....	10/10/71
6..	Last: Brett Conway vs Giants...	11/21/99

**Most Consecutive FGs**

Mark Moseley.....	1981-82.....	23
-------------------	--------------	----

**Most Consecutive FGs, Season**

Mark Moseley.....	1982.....	20
-------------------	-----------	----

**Most Consecutive Games, FG Made**

Chip Lohmiller.....	1988-90.....	28
Mark Moseley.....	1976-77.....	15

**Best FG Pct., Season (20 Atts)**

•	Mark Moseley.....	1982.....	.952 (20-21)
	Scott Blanton.....	1996.....	.813 (26-32)
	Brett Conway.....	2001.....	.780 (26-33)
	Mark Moseley.....	1984.....	.774 (24-31)
	Mark Moseley.....	1979.....	.759 (25-33)

**Longest Field Goals**

57....	Steve Cox vs Seahawks.....	09/28/86
56....	Chip Lohmiller @ Colts.....	12/22/90
55....	Chip Lohmiller vs Cowboys....	09/23/90
55....	Steve Cox vs Eagles.....	09/07/86
55....	Brett Conway @ Giants.....	10/07/01
54....	Cary Blanchard @ Cardinals..	11/08/98
54....	Chip Lohmiller vs Eagles.....	10/30/94
54....	Mark Moseley @ Eagles.....	11/13/77

• NFL Record

\*Playoffs

## RUSHING

### Most Yards Gained, Career

John Riggins.....	1976-79, 81-85.....	7,472
Larry Brown.....	1969-76.....	5,875
Stephen Davis.....	1996-2001.....	4,970
Terry Allen.....	1995-98.....	4,086
Earnest Byner.....	1989-93.....	3,950
Mike Thomas.....	1975-78.....	3,360
Don Bosseler.....	1957-64.....	3,112
Cliff Battles.....	1933-37.....	3,037
George Rogers.....	1985-87.....	2,909
Charley Harraway...	1969-73.....	2,659
Rob Goode.....	1949-51, 54-55.....	2,247

### Most Yards Gained, Season

Stephen Davis.....	2001.....	1,432
Stephen Davis.....	1999.....	1,405
Terry Allen.....	1996.....	1,353
John Riggins.....	1983.....	1,347

### Most Yards Gained, Game

221 (29).... G. Riggs vs Eagles.....	09/17/89
215 (16)....Cliff Battles vs Giants.....	10/08/3
206 (34).... G. Rogers @ Cards.....	12/21/85

### Most Rushing Attempts, Career

John Riggins.....	1976-79, 81-85.....	1,988
Larry Brown.....	1969-76.....	1,530
Stephen Davis.....	1996-2001.....	1,176
Terry Allen.....	1995-98.....	1,043
Earnest Byner.....	1989-93.....	990
Mike Thomas.....	1975-78.....	877
Cliff Battles.....	1933-37.....	725
Charley Harraway...	1969-73.....	719
George Rogers.....	1985-87.....	697
Andy Farkas.....	1938-44.....	556

### Most Rushing Attempts, Season

John Riggins.....	1983.....	375
Stephen Davis.....	2001.....	356
Terry Allen.....	1996.....	347
Terry Allen.....	1995.....	338

### Most Rushing Attempts, Game

- 45..... Jamie Morris @ Bengals.....12/17/88
- 39..... Earnest Byner @ Patriots.....12/15/90
- 38..... Stephen Davis vs Arizona...01/06/02
- 37..... Stephen Davis vs Arizona...12/12/99

### Most 100-Yard Games, Career

John Riggins.....	1976-79, 81-85.....	19
Larry Brown.....	1969-76.....	19
Stephen Davis.....	1996-2001.....	17
Terry Allen.....	1995-98.....	12
Earnest Byner.....	1989-92.....	12
George Rogers.....	1985-87.....	12

### Most 100-Yard Games, Season

Rob Goode.....	1951.....	7
Larry Brown.....	1970.....	6
Larry Brown.....	1972.....	6
Stephen Davis.....	1999.....	6
Stephen Davis.....	2001.....	6
Terry Allen.....	1996.....	5
Earnest Byner.....	1990.....	5
John Riggins.....	1984.....	5
George Rogers.....	1986.....	5

### Most TDs Rushing, Career

John Riggins.....	1976-79, 81-85.....	79
Terry Allen.....	1995-98.....	37
Stephen Davis.....	1996-2001.....	37
Larry Brown.....	1969-76.....	35
George Rogers.....	1985-87.....	31

### Most TDs Rushing, Season

John Riggins.....	1983.....	24
Terry Allen.....	1996.....	21
George Rogers.....	1986.....	18
Stephen Davis.....	1999.....	17

### Most TDs Rushing, Game

3.....	Cliff Battles vs Giants.....	10/17/37
3.....	Andy Farkas @ Brooklyn....	11/12/39
3.....	Dick James vs Cowboys.....	12/17/61
3.....	John Riggins @ Cardinals...	10/09/83
3.....	John Riggins vs Lions.....	10/13/85
3.....	Earnest Byner vs Dolphins..	12/02/90
3.....	Gerald Riggs @ Bengals.....	09/22/91
3.....	Terry Allen vs Giants.....	10/20/96
3.....	Terry Allen vs Colts.....	10/27/96
3.....	Skip Hicks vs Eagles.....	11/15/98
3.....	Stephen Davis @ Giants.....	09/19/99
3.....	Stephen Davis @ Jets.....	09/26/99



### Most Consecutive Games, Rushing TDs

• John Riggins.....	1982-83.....	13
George Rogers.....	1985-86.....	12
Terry Allen.....	1995-96.....	10
John Riggins.....	1983-84.....	8

### Longest Run From Scrimmage

88t.... Billy Wells @ Cardinals.....	11/21/54
85t.... Reggie Brooks @ Eagles.....	09/19/93
80t.... Rob Goode @ Packers.....	09/24/50

### Highest Avg. Gain, Career (min 250 carries)

Joe Theismann.....	1974-85.....	5.1
Charley Justice.....	1950, 1952-54.....	4.8
Joe Washington.....	1981-84.....	4.6

### Highest Avg. Gain, Season (min 100 carries)

Frank Atkins.....	1945.....	5.42 (147-797)
Don Bosseler.....	1959.....	5.41 (119-644)
Charley Justice.....	1953.....	5.36 (115-616)
Joe Washington.....	1983.....	5.32 (145-772)

## PASSING

### Most Yards Gained Passing, Career

Joe Theismann.....	1974-85.....	25,206
Sonny Jurgensen.....	1964-74.....	22,585
Sammy Baugh.....	1937-52.....	22,085
Mark Rypien.....	1987-93.....	15,928
Billy Kilmer.....	1971-78.....	12,352

### Most Yards Gained Passing, Season

Jay Schroeder.....	1986.....	4,109
Brad Johnson.....	1999.....	4,005
Mark Rypien.....	1989.....	3,768

### Most Yards Gained Passing, Game

471 (32-47).....	Brad Johnson @ 49ers	12/26/99
446 (17-24).....	Sammy Baugh vs Yanks	10/31/48
442 (16-31).....	Mark Rypien vs Falcons	11/10/91

### Most Pass Attempts, Career

Joe Theismann.....	1974-85.....	3,602
Sonny Jurgensen.....	1964-74.....	3,155
Sammy Baugh.....	1937-52.....	3,016
Mark Rypien.....	1987-93.....	2,207
Billy Kilmer.....	1971-78.....	1,791
Gus Frerotte.....	1994-98.....	1,368
Eddie LeBaron.....	1952-53, 1955-59.....	1,104
Norm Snead.....	1961-63.....	1,092
Jay Schroeder.....	1984-87.....	1,017

### Most Pass Attempts, Season

Jay Schroeder.....	1986.....	541 (276)
Brad Johnson.....	1999.....	519 (316)
Trent Green.....	1998.....	509 (278)
Sonny Jurgensen.....	1967.....	508 (288)

### Most Pass Attempts, Game

58 (30). Jay Schroeder v 49ers.....	12/01/85
54 (27). Trent Green vs Cardinals..	11/22/98
54 (26). Mark Rypien @ Cowboys..	11/22/90
53 (27). Mark Rypien @ Raiders.....	10/29/89

### Most Pass Completions, Career

Joe Theismann.....	1974-85.....	2,044
Sonny Jurgensen.....	1964-74.....	1,831
Sammy Baugh.....	1937-52.....	1,709
Mark Rypien.....	1987-93.....	1,244
Billy Kilmer.....	1971-78.....	953

### Most Pass Completions, Season

Brad Johnson.....	1999.....	316
Joe Theismann.....	1981.....	293
Sonny Jurgensen.....	1967.....	288

### Most Pass Completions, Game

32 (47 atts).....	Brad Johnson @ 49ers	12/26/99
32 (50).....	Sonny Jurgensen @ Browns	11/26/67
32 (50).....	John Friesz @ Giants	09/18/94

### Highest Completion Pct., Career (min 1,000 atts)

Sonny Jurgensen.....	1964-74.....	58.0
Joe Theismann.....	1974-85.....	56.7
Mark Rypien.....	1987-93.....	56.4
Sammy Baugh.....	1937-52.....	56.7
Billy Kilmer.....	1971-78.....	53.2

### Highest Completion Pct., Season (min 150 atts)

Sammy Baugh.....	1945.....	70.3 (128-182)
Sonny Jurgensen.....	1974.....	64.1 (107-167)
Joe Theismann.....	1982.....	63.9 (161-252)

### Highest Completion Pct., Game (min 15 atts)

87.5 (14-16).....	Sammy Baugh vs Steelers	11/03/40
-------------------	-------------------------	----------

### Longest Pass Completion

• 99.....	Frank Filchock to Andy Farkas	vs Steelers 10/15/39
99.....	George Izo to Bobby Mitchell	@ Browns 09/15/63
99.....	Sonny Jurgensen to Gerry Allen	@ Bears 09/15/68

**Highest QB Rating, Career**  
(min 1,000 atts)

Sonny Jurgensen	1964-74	85.0
Mark Rypien	1987-93	80.2
Joe Theismann	1974-85	77.4
Billy Kilmer	1971-78	77.0
Jay Schroeder	1984-87	72.6
Sammy Baugh	1937-52	72.0

**Highest QB Rating, Season**

Sammy Baugh.....	1945.....	109.7
Mark Rypien.....	1991.....	97.9
Joe Theismann.....	1983.....	97.0
Sonny Jurgensen....	1974.....	94.6

**Most TD Passes, Career**

Sammy Baugh.....	1937-52.....	187
Sonny Jurgensen....	1964-74.....	179
Joe Theismann.....	1974-85.....	160
Billy Kilmer.....	1971-78.....	103
Mark Rypien.....	1987-92.....	98

**Most TD Passes, Season**

Sonny Jurgensen....	1967.....	31
Joe Theismann.....	1983.....	29
Mark Rypien.....	1991.....	28
Sonny Jurgensen....	1966.....	28

**Most TD Passes, Game**

6.....	Mark Rypien vs Falcons.....	11/10/91
6.....	Sammy Baugh vs Cardinals..	11/23/47
6.....	Sammy Baugh @ Brooklyn..	10/31/43

**Most Consecutive Games, TD Pass**

Sonny Jurgensen....	1966-68.....	23
Joe Theismann.....	1982-83.....	15

**Most Consecutive Passes, No Int.**

Joe Theismann.....	1983.....	162
Brad Johnson.....	1999.....	146

**Most Consecutive Games, No Int.**

Joe Theismann.....	1983.....	5
--------------------	-----------	---

**Lowest Int. Pct., Career (min 1,000 atts)**

Mark Rypien.....	1987-93.....	3.3
Jay Schroeder.....	1984-87.....	3.6
Joe Theismann.....	1974-85.....	3.8
Sonny Jurgensen....	1964-74.....	5.9
Eddie LeBaron.....	1952-53, 55-59.....	6.3
Norm Snead.....	1961-63.....	6.5
Sammy Baugh.....	1937-52.....	6.7

**Lowest Interception Pct., Season**

Trent Green.....	1998.....	2.16... (11-509)
Sammy Baugh.....	1945.....	2.19.... (4-182)
Gus Frerotte.....	1996.....	2.34... (11-470)
Jay Schroeder.....	1985.....	2.392... (5-209)
Joe Theismann....	1983.....	2.396.. (11-459)

**Most Interceptions, Career**

Sammy Baugh.....	1937-52.....	205
Joe Theismann.....	1974-85.....	138
Sonny Jurgensen....	1964-74.....	116
Eddie LeBaron.....	1952-53, 55-59.....	88
Mark Rypien.....	1987-93.....	75
Billy Kilmer.....	1971-78.....	75

**Most Interceptions, Season**

Norm Snead.....	1963.....	27
Sammy Baugh.....	1948.....	23
Norm Snead.....	1962.....	22
Norm Snead.....	1961.....	22
Jay Schroeder.....	1986.....	22

**Most Interceptions, Game**

6.....	Sammy Baugh @ Giants.....	11/11/51
6.....	Jay Schroeder vs Giants.....	12/07/86

**RECEIVING****Most Receptions, Career**

Art Monk.....	1980-93.....	888
Charley Taylor.....	1964-77.....	649
Gary Clark.....	1985-92.....	549
Jerry Smith.....	1965-77.....	421
Ricky Sanders.....	1986-93.....	414
Bobby Mitchell.....	1962-68.....	393
Michael Westbrook.	1995-2001.....	277
Hugh Taylor.....	1947-54.....	272
Don Warren.....	1979-92.....	244
Larry Brown.....	1969-76.....	238
Roy Jefferson.....	1971-76.....	208

**Most Receptions, Season**

Art Monk.....	1984.....	106
Art Monk.....	1985.....	91
Art Monk.....	1989.....	86
Ricky Sanders.....	1989.....	80

**Most Receptions, Game**

13 (168 yds).....	Art Monk @ Lions	11/04/90
13 (230).....	Art Monk vs Bengals	12/15/85
13 (130).....	Kelvin Bryant vs Giants	12/07/86
12 (158).....	Ricky Sanders @ Raiders	10/29/89
12 (118).....	Clarence Harmon vs Chargers	12/07/80
12 (183).....	Bobby Mitchell vs Eagles	10/11/64

**Most Yards Gained Receiving, Career**

Art Monk.....	1980-93.....	12,026
Charley Taylor.....	1964-77.....	9,140

Gary Clark.....	1985-92.....	8,742
Bobby Mitchell.....	1962-68.....	6,491
Ricky Sanders.....	1986-93.....	5,854
Jerry Smith.....	1965-77.....	5,496
Hugh Taylor.....	1947-54.....	5,233
Michael Westbrook..	1995-2001.....	4,280
Henry Ellard.....	1994-97.....	3,901
Roy Jefferson.....	1971-76.....	3,119
Bill Anderson.....	1958-63.....	2,930

#### Most Yards Gained Receiving, Season

Bobby Mitchell.....	1963.....	1,436
Henry Ellard.....	1994.....	1,397
Bobby Mitchell.....	1962.....	1,384

#### Most Yards Gained Receiving, Game

255 (7 rec).....	Anthony Allen vs Cardinals	10/04/87
241 (11).....	Gary Clark @ Giants	10/27/86
230 (13).....	Art Monk vs Bengals	12/15/85
218 (11).....	Bobby Mitchell vs Steelers	11/17/63
208 (6).....	Rod Gardner vs panthers	10/21/01

#### Most TD Receptions, Career

Charley Taylor.....	1964-77.....	79
Art Monk.....	1980-93.....	65
Jerry Smith.....	1965-77.....	60
Gary Clark.....	1985-92.....	58
Hugh Taylor.....	1947-54.....	58

#### Most TD Receptions, Season

Ricky Sanders.....	1988.....	12
Charley Taylor.....	1966.....	12
Hugh Taylor.....	1952.....	12
Jerry Smith.....	1967.....	12
Bobby Mitchell.....	1962.....	11

#### Most TD Receptions, Game

3.....	Michael Westbrook vs. Cards..	11/22/98
3.....	Gary Clark vs Falcons.....	11/10/91
3.....	Anthony Allen vs Cardinals...	10/04/87
3.....	Art Monk @ Colts.....	10/07/84
3.....	Larry Brown vs Eagles.....	12/16/73
3.....	Jerry Smith vs Cowboys.....	11/16/69
3.....	Pat Richter @ Bears.....	09/15/68
3.....	Jerry Smith @ Rams.....	10/22/67
3.....	Hugh Taylor vs Cardinals.....	12/12/54
3.....	Hugh Taylor @ Giants.....	12/07/52
3.....	Hugh Taylor vs Cardinals.....	10/22/50
3.....	Hugh Taylor @ Colts.....	09/17/50
3.....	Hal Crisler vs Bulldogs.....	10/16/49
3.....	Hugh Taylor @ Eagles.....	09/28/47

## INTERCEPTIONS

#### Most Interceptions, Career

Darrell Green . . . . .	1983-01 . . . . .	54
Brig Owens . . . . .	1966-77 . . . . .	36
Sammy Baugh . . . . .	1937-52 . . . . .	31
Mike Bass . . . . .	1969-75 . . . . .	30
Joe Lavender . . . . .	1976-82 . . . . .	29
Paul Krause . . . . .	1964-67 . . . . .	28
Pat Fischer . . . . .	1968-77 . . . . .	27
Mark Murphy . . . . .	1977-83 . . . . .	27

#### Most Interceptions, Season

Dan Sandifer . . . . .	1948 . . . . .	13
Paul Krause . . . . .	1964 . . . . .	12
Sammy Baugh . . . . .	1943 . . . . .	11
Don Doll . . . . .	1953 . . . . .	10
Dick Alban . . . . .	1954 . . . . .	9
Lemar Parrish . . . . .	1979 . . . . .	9
Mark Murphy . . . . .	1983 . . . . .	9
Barry Wilburn . . . . .	1987 . . . . .	9

#### Most Interceptions, Game

4 . . . . .	Sammy Baugh vs Lions .	11/14/43
4 . . . . .	Dan Sandifer vs Yanks..	10/31/48

#### Consecutive Games, with

##### Interception

Paul Krause.....	1964.....	7
Lemar Parrish.....	1978-79.....	6
Barry Wilburn.....	1987.....	6

#### Most Yards Interception Ret., Career

Brig Owens . . . . .	1966-77 . . . . .	686
Darrell Green . . . . .	1983-01 . . . . .	631
Mike Bass . . . . .	1969-75 . . . . .	478
Pat Fischer . . . . .	1968-77 . . . . .	412
Chris Hanburger . . . . .	1965-78 . . . . .	347

#### Most Yards Interception Ret., Season

Dan Sandifer . . . . .	1948 . . . . .	258
George Ceverko . . . . .	1948 . . . . .	168
Brig Owens . . . . .	1966 . . . . .	165
Mike Bass . . . . .	1973 . . . . .	161
Brad Edwards . . . . .	1992 . . . . .	157

#### Longest Interception Return

100. . . .	Barry Wilburn @ Vikings	12/26/87
93 . . . .	Dick Poillon @ Eagles . .	11/21/48
92 . . . .	Andre Collins @ Bucs . .	12/04/94

#### Most Interception Ret. for TDs, Career

Darrell Green . . . . .	1983-01 . . . . .	5
Andre Collins . . . . .	1990-94 . . . . .	3
Brig Owens . . . . .	1966-77 . . . . .	3
Mike Bass . . . . .	1969-75 . . . . .	3

#### Most Interception Ret. for TDs, Season

Dan Sandifer . . . . .	1948 . . . . .	2
------------------------	----------------	---

\* NFL Record

\* Playoffs

Dale Hackbart . . . . .	1961	2
Vernon Dean . . . . .	1984	2
Andre Collins . . . . .	1994	2

## SACKS

### Most Sacks, Career

Dexter Manley . . . . .	1981-89	97.5
Charles Mann . . . . .	1983-93	82.0
Dave Butz . . . . .	1975-88	59.5
Monte Coleman . . . . .	1979-94	56.5
Diron Talbert . . . . .	1971-80	56.0
Bill Brundige . . . . .	1970-77	48.5

### Most Sacks, Season

Dexter Manley . . . . .	1986	18.0
Coy Bacon . . . . .	1979	15.0
Dexter Manley . . . . .	1985	15.0
Charles Mann . . . . .	1985	14.5

### Most Sacks, Game

4.0 . . Diron Talbert vs Giants . . .	09/28/75
4.0 . . Dexter Manley vs Giants . . .	10/02/88

## PUNTING

### Most Punts, Career

Mike Bragg . . . . .	1968-79	896
Matt Turk . . . . .	1995-99	388
Pat Richter . . . . .	1963-70	338
Sammy Baugh . . . . .	1937-52	334

### Most Punts, Season

Mike Bragg . . . . .	1978	103
Mike Bragg . . . . .	1977	91
Matt Turk . . . . .	1998	93

### Most Punts, Game

14 . . Sammy Baugh vs Eagles . . .	11/05/39
------------------------------------	----------

### Longest Punt

85 . . Sammy Baugh vs Eagles . . .	12/01/40
81 . . Sammy Baugh vs Lions . . .	11/14/43
77 . . Steve Cox @ Bills . . . . .	11/01/87
76 . . Sammy Baugh vs Rams . . .	11/04/44
76 . . Dick Poillon @ Packers . . .	10/24/48

### Highest Punting Avg., Career

• Sammy Baugh . . . . .	1937-52	45.1
Sam Baker . . . . .	1953, 55-59	44.9
Matt Turk . . . . .	1995-98	44.2

### Highest Punting Avg., Season

• Sammy Baugh . . . . .	1940	51.4
Sammy Baugh . . . . .	1941	48.7
Sam Baker . . . . .	1959	45.5

### Highest Punting Avg., Game

59.4 . Sammy Baugh vs Lions . . .	10/27/40
-----------------------------------	----------

### Most Punts Inside 20, Season

Matt Turk . . . . .	1998	33
Matt Turk . . . . .	1997	32
Mike Bragg . . . . .	1977	29
Jeff Hayes . . . . .	1983	29
Matt Turk . . . . .	1995	29

## KICKOFF RETURNS

### Most KO Returns, Career

Brian Mitchell . . . . .	1990-99	421
Mike Nelms . . . . .	1980-84	174
Dick James . . . . .	1956-63	155
Rickie Harris . . . . .	1965-70	101
Eddie Saenz . . . . .	1946-51	81

### Most KO Returns, Season

Brian Mitchell . . . . .	1998	59
Brian Mitchell . . . . .	1994	58
Brian Mitchell . . . . .	1996	56
Brian Mitchell . . . . .	1995	55

### Longest KO Return

102 . . Larry Jones vs Eagles . . . . .	11/24/74
101 . . Brian Mitchell vs Chargers . .	12/06/98
99t . . Joe Johnson @ Raiders . . . .	10/29/89
99t . . Dale Atkeson vs Eagles . . . .	10/17/54
99t . . Tony Green @ Cardinals . . . .	09/17/78

### Most Yards, Career

Brian Mitchell . . . . .	1990-99	9,586
Mike Nelms . . . . .	1980-84	4,128
Dick James . . . . .	1956-63	3,959
Rickie Harris . . . . .	1965-70	2,305
Eddie Saenz . . . . .	1946-51	1,995

### Most Yards, Season

Brian Mitchell . . . . .	1994	1,478
Brian Mitchell . . . . .	1995	1,408
Brian Mitchell . . . . .	1998	1,337

### Highest Avg. Return, Career

Bobby Mitchell . . . . .	1962-68	28.5
Herb Mul-Key . . . . .	1972-74	27.8
Joe Scudero . . . . .	1954-58	25.9
Dick James . . . . .	1956-63	25.5
Brian Mitchell . . . . .	1990-99	22.76

### Highest Avg. Ret., Season (min 20 ret.)

Mike Nelms . . . . .	1981	29.7
Dick James . . . . .	1961	29.4
Larry Jones . . . . .	1974	29.2

## PUNT RETURNS

### Most Punt Returns, Career

Brian Mitchell . . . . .	1990-99	317
Mike Nelms . . . . .	1980-84	212

Rickie Harris . . . . .	1965-70 . . . . .	118
Eddie Brown . . . . .	1975-77 . . . . .	111
Dick James . . . . .	1956-63 . . . . .	99

#### Most Punt Returns, Season

Eddie Brown . . . . .	1977 . . . . .	57
Larry Jones . . . . .	1975 . . . . .	53
Mike Nelms . . . . .	1984 . . . . .	49

#### Most Punt Returns, Game

- 11 . . . Eddie Brown vs Bucs . . . . . 10/09/77
- 9 . . . Mike Nelms vs Cardinals . . . 12/21/80

#### Longest Punt Return

96 . . . Bill Dudley vs Steelers . . . . .	12/03/50
89 . . . Eric Metcalf vs Giants . . . . .	10/28/01
86 . . . Rickie Harris vs Giants . . . . .	10/19/69
84 . . . Brian Mitchell vs Giants . . . . .	11/01/92

#### Most Yards, Career

Brian Mitchell . . . . .	1990-99 . . . . .	3,476
Mike Nelms . . . . .	1980-84 . . . . .	1,948
Eddie Brown . . . . .	1975-77 . . . . .	1,150
Rickie Harris . . . . .	1965-70 . . . . .	1,012
Dick James . . . . .	1956-63 . . . . .	805

#### Most Yards, Season

Eddie Brown . . . . .	1976 . . . . .	646
Brian Mitchell . . . . .	1991 . . . . .	600
Brian Mitchell . . . . .	1998 . . . . .	506

#### Highest Avg. Ret., Career (min 40 ret.)

John Williams . . . . .	1952-53 . . . . .	12.8
Bill Dudley . . . . .	1950-51, 53 . . . . .	11.4
Darrell Green . . . . .	1983-99 . . . . .	11.29
Eddie Saenz . . . . .	1946-51 . . . . .	11.2
Brian Mitchell . . . . .	1990-99 . . . . .	10.9

#### Highest Avg. Ret., Season (min 20 ret.)

John Williams . . . . .	1952 . . . . .	15.3
Brian Mitchell . . . . .	1994 . . . . .	14.1
Eddie Brown . . . . .	1976 . . . . .	13.5

#### Most TD Returns, Career

Brian Mitchell . . . . .	1990-99 . . . . .	7
Mike Nelms . . . . .	1980-84 . . . . .	3
Rickie Harris . . . . .	1965-70 . . . . .	3

#### Most TD Returns, Season

Brian Mitchell . . . . .	1994 and 1991 . . . . .	2
Mike Nelms . . . . .	1981 . . . . .	2
Bert Zagers . . . . .	1957 . . . . .	2
John Williams . . . . .	1952 . . . . .	2

## COMBINED Returns (KO & Punt)

#### Most Combined Returns, Career

Brian Mitchell . . . . .	1990-99 . . . . .	738
--------------------------	-------------------	-----

Mike Nelms . . . . .	1980-84 . . . . .	386
Dick James . . . . .	1956-63 . . . . .	254
Rickie Harris . . . . .	1965-70 . . . . .	219

#### Most Combined Returns, Season

• Brian Mitchell . . . . .	1998 . . . . .	103
Larry Jones . . . . .	1975 . . . . .	100
Eddie Brown . . . . .	1977 . . . . .	91
Mike Nelms . . . . .	1984 . . . . .	91

#### Most Combined Yards, Career

Brian Mitchell . . . . .	1990-99 . . . . .	13,062
Mike Nelms . . . . .	1980-84 . . . . .	6,076
Dick James . . . . .	1956-63 . . . . .	4,874
Rickie Harris . . . . .	1965-70 . . . . .	3,317

#### Most Combined Yards, Season

Brian Mitchell . . . . .	1994 . . . . .	1,930
Brian Mitchell . . . . .	1998 . . . . .	1,843
Brian Mitchell . . . . .	1995 . . . . .	1,723
Mike Nelms . . . . .	1981 . . . . .	1,594

## SERVICE

#### Most Seasons, Redskins

Darrell Green . . . . .	1983-01 . . . . .	19
Sammy Baugh . . . . .	1937-52 . . . . .	16
Monte Coleman . . . . .	1979-94 . . . . .	16
Art Monk . . . . .	1980-93 . . . . .	14
Jeff Bostic . . . . .	1980-93 . . . . .	14
Don Warren . . . . .	1979-92 . . . . .	14
Dave Butz . . . . .	1975-88 . . . . .	14
Chris Hanburger . . . . .	1965-78 . . . . .	14
Len Hauss . . . . .	1964-77 . . . . .	14
Charley Taylor . . . . .	1964-77 . . . . .	14

#### Most Consecutive Games Played

Len Hauss . . . . .	1964-77 . . . . .	196
Mark Moseley . . . . .	1974-86 . . . . .	170
Joe Theismann . . . . .	1974-85 . . . . .	163

#### Most Games Played

Darrell Green . . . . .	1983-01 . . . . .	279
Monte Coleman . . . . .	1979-94 . . . . .	216
Art Monk . . . . .	1980-93 . . . . .	205
Dave Butz . . . . .	1975-88 . . . . .	203

#### Most Consecutive Games Started

Len Hauss . . . . .	1964-77 . . . . .	192
---------------------	-------------------	-----

#### Most Consecutive Pro Bowl Appearances

Ken Houston . . . . .	1973-79 . . . . .	7
(10 overall, 1970-72 Houston)		

#### Most Pro Bowl Appearances

Chris Hanburger . . . . .	1966-69, 72-76 . . . . .	9
Charley Taylor . . . . .	1964-67, 72-75 . . . . .	8
Darrell Green . . . . .	1984, 86-87, 90-91	
	96-97 . . . . .	7
Ken Houston . . . . .	1973-79 . . . . .	7

• NFL Record

\*Playoffs

DEFENSIVE  
RECORDS

## SCORING

<b>Fewest Points Allowed, Season</b>	79..... 1932
<b>Fewest Points Allowed, Game</b>	0 ... vs Eagles... 09/30/91
<b>Most Points Allowed, Season</b>	432..... 1954
<b>Most Points Allowed, Game</b>	•73 ... vs Bears... 12/08/40
	62 ... @ Browns... 11/07/54
	56 ... vs Bears... 10/26/47
<b>Fewest Touchdowns Allowed, Season</b>	12..... 1939
<b>Most Touchdowns Allowed, Season</b>	57..... 1954
<b>Most Touchdowns Allowed, Game</b>	•11 ... vs Bears... 12/08/40
	8 ... vs Bears... 10/26/47
	8 ... @ Browns... 11/07/54
<b>Fewest PATs Allowed, Season</b>	7..... 1932
<b>Most PATs Allowed, Season</b>	49..... 1961
<b>Most PATs Allowed, Game</b>	8 ... vs Bears... 10/26/47
	8 ... @ Browns... 11/07/54
<b>Fewest FGs Allowed, Season</b>	2..... 1943
<b>Most FGs Allowed, Season</b>	25..... 1999
<b>Most FGs Allowed, Game</b>	5 ... vs. Giants... 12/17/83

## FIRST DOWNS

<b>Fewest Allowed, Season</b>	82..... 1937
<b>Fewest Allowed, Game</b>	0 ... vs Giants... 09/27/42
<b>Most Allowed, Season</b>	358..... 1996
<b>Most Allowed, Game</b>	33 (15-16-2) ... @ Browns... 11/07/54
<b>Fewest Allowed Rushing, Season</b>	52..... 1942
<b>Fewest Allowed Rushing, Game</b>	0 ... vs Giants... 09/28/42

<b>Most Allowed Rushing, Season</b>	149..... 1969
<b>Most Allowed Rushing, Game</b>	25 ... vs Eagles... 12/02/51
<b>Fewest Allowed Passing, Season</b>	34..... 1943
<b>Fewest Allowed Passing, Game</b>	0 ... vs Giants... 09/28/42
<b>Most Allowed Passing, Season</b>	196..... 1983
<b>Most Allowed Passing, Game</b>	24 ... vs Eagles... 09/17/89
<b>Fewest Allowed by Penalty, Season</b>	3..... 1957
<b>Most Allowed by Penalty, Season</b>	36..... 1965
<b>Most Allowed by Penalty, Game</b>	8 ... @ Cowboys... 12/26/93

## TOTAL YARDS

<b>Fewest Allowed, Season</b>	1,950..... 1943
<b>Fewest Allowed, Game</b>	51 (1 rush, 50 pass) vs Giants... 09/27/42
	51 (-1 rush, 52 pass) vs Giants... 12/11/60
<b>Most Allowed, Season</b>	5,723..... 1996
<b>Most Allowed, Game</b>	615 ... vs Cardinals... 11/10/96

## RUSHING

<b>Fewest Yards Allowed, Season</b>	848..... 1942
<b>Fewest Yards Allowed, Game</b>	-29 ... vs Rams... 10/11/42
<b>Most Yards Allowed, Season</b>	2,536..... 1978
<b>Most Yards Allowed, Game</b>	382 ... vs Bears... 12/08/40
<b>Fewest Attempts Allowed, Season</b>	348..... 1991
<b>Fewest Attempts Allowed, Game</b>	11 ... @ Colts... 12/22/90
<b>Most Attempts Allowed Season</b>	625..... 1978
<b>Most Attempts Allowed, Game</b>	64 ... vs Eagles... 12/02/51
	64 ... vs Steagles... 11/28/43
<b>Fewest TDs, Allowed, Season</b>	8..... 1955

8 . . . . .	1942
<b>Most TDs Allowed, Season</b>	
24 . . . . .	1998
24 . . . . .	1994
<b>Most TDs Allowed, Game</b>	
5 . . . @ Eagles . . . . .	10/23/49
5 . . . vs Eagles . . . . .	10/17/48

## PASSING

<b>Fewest Yards Allowed, Season</b>	
1,026 . . . . .	1943
<b>Fewest Yards Allowed, Game</b>	
-12 (26 att, 6 comp)@ Cardinals .	12/21/80
<b>Most Yards Allowed, Season</b>	
3,975 . . . . .	1983
<b>Most Yards Allowed, Game</b>	
507 . . vs Cardinals . . . . .	11/10/96
<b>Fewest Attempts Allowed, Season</b>	
166 . . . . .	1935
<b>Fewest Attempts Allowed, Game</b>	
1 (50 yard TD) . . . vs Giants . .	09/27/42
<b>Most Attempts Allowed, Season</b>	
589 . . . . .	1999
<b>Most Attempts Allowed, Game</b>	
63 (36 comp) . . . vs Bears . . .	10/31/99
<b>Fewest Completions Allowed, Season</b>	
62 . . . . .	1936
<b>Fewest Completions Allowed, Game</b>	
1 . . . vs Giants . . . . .	10/01/39
<b>Most Completions Allowed, Season</b>	
338 . . . . .	1995
<b>Most Completions Allowed, Game</b>	
37 (59 atts) . . . . vs Colts . . .	11/07/93
<b>Fewest TD Passes Allowed, Season</b>	
5 . . . . .	1942
<b>Most TD Passes Allowed, Season</b>	
37 . . . . .	1961
<b>Most TD Passes Allowed, Game</b>	
7 . . . vs Eagles . . . . .	12/01/40
7 . . . @ Giants . . . . .	10/28/62

## OPPONENT INDIVIDUAL RECORDS

### SCORING

<b>Most Points</b>	
25 . . Bobby Joe Conrad, Cards . .	09/27/59
<b>Touchdowns</b>	
4 . . Bob Shaw, Rams . . . . .	12/11/49
4 . . Ollie Matson, Cardinals . . .	11/21/54

4 . . Wilbert Montgomery, Eagles.	09/10/78
4 . . Wilbert Montgomery, Eagles.	10/07/79
<b>Points After Touchdown</b>	
7 . . Ray McLean, Bears . . . . .	10/26/47
7 . . Bobby Joe Conrad, Cardinals	09/27/59
7 . . Pat Summerall, Giants . . . .	11/05/61

### Field Goals

5 . . . Ali-Haji-Sheikh, Giants . . .	12/17/83
<b>Field Goals Attempted</b>	
6 . . Ali-Haji-Sheikh, Giants . . .	12/17/83
<b>Longest Field Goal</b>	
58 . . Nick Lowery, Chiefs . . . . .	09/18/83

## RUSHING

<b>Most Yards Gained</b>	
234 . . Bobby Mitchell, Browns . . .	11/15/59
<b>Most Attempts</b>	
36 . . Wayne Morris, Cardinals . .	11/18/78
36 . . Bam Morris, Ravens . . . . .	10/26/97
<b>Most Touchdowns</b>	
3 . . Emmitt Smith, Cowboys . . . .	11/28/96
3 . . Darick Holmes, Bills . . . . .	11/03/96
3 . . Charlie Garner, Eagles . . . . .	10/08/95
3 . . Joe Morris, Giants . . . . .	11/18/85
3 . . Joe Morris, Giants . . . . .	10/28/84
3 . . Wilbert Montgomery, Eagles.	10/07/79
3 . . Wilbert Montgomery, Eagles.	09/10/78
3 . . Pete Banaszak, Raiders . . . .	11/23/75
3 . . Tom Matte, Colts . . . . .	11/02/69
<b>Longest Run</b>	
90 . . Bobby Mitchell, Browns . . .	11/15/59

## PASSING

<b>Most Yards Gained</b>	
522 . . Boomer Esiason, Cardinals .	11/10/96
505 . . Y.A. Title, Giants . . . . .	10/28/62
<b>Most Attempts</b>	
60 . . Davy O'Brien, Eagles . . . . .	12/01/40
59 . . Boomer Esiason, Cardinals .	11/10/96
59 . . Jeff George, Colts . . . . .	11/07/93
<b>Most Completions</b>	
37 . . Jeff George (59 att), Colts .	11/07/93
<b>Most Touchdowns</b>	
• 7 . . Adrian Burk, Eagles . . . . .	10/17/54
• 7 . . Y.A. Title, Giants . . . . .	10/28/62
<b>Most Interceptions</b>	
6 . . . Ed Luther, Chargers . . . . .	10/31/83
<b>Longest Completion</b>	
99 . . Jim Plunkett (to Cliff Branch),	Raiders
	10/02/83

• NFL Record

\*Playoffs

**RECEIVING****Most Yards Gained**

269 (11 receptions) Del Shofner, Giants  
 ..... 10/28/62

**Most Receptions**

14 .. Don Looney, Eagles. .... 12/01/40

**Most Touchdowns**

4 ... Bob Shaw, Rams ..... 12/11/49

**Longest Reception**

99t .. Jim Plunkett (to Cliff Branch), Raiders  
 ..... 10/02/83

**INTERCEPTIONS****Most Interceptions**

4 ... Jack Butler, Steelers ..... 12/13/53

4 ... Jerry Norton, Cardinals ... 11/20/60

**Most Yards Gained**

121 .. Mike Gaechter, Cowboys .. 11/03/63

**Most Touchdowns**

2 ... Robert Massey, Cardinals .. 10/04/92

**Longest Interception Return**

96 .. Dennis Thurman, Cowboys . 09/06/81

99 .. George Buksar, Colts ran 18, lateralled  
 to Ernie Zaleski who ran 81 11/26/50

**KICKOFF RETURNS****Most KO Returns**

8 ... Harlan Huckleby, Packers . 10/17/83

**Most Yards Gained**

208 .. Harlan Huckleby, Packers . 10/17/83

**Longest KO Return**

105t .. Ollie Matson, Cardinals ... 10/14/56

**PUNT RETURNS****Most Punt Returns**

8 ... Stump Mitchell, Cardinals . 01/02/83

8 ... Leon Bright, Giants. .... 09/13/81

**Most Yards Gained**

107 .. Charlie West, Vikings .... 11/03/68

**Longest Punt Return**

98t .. Charlie West, Vikings .... 11/03/68

**Longest Return**

77t .. Jim Jeffcoat, Cowboys ... 09/24/89

**FUMBLES****Longest Returns**

103t .. Aeneus Williams, Cardinals 12/24/00

**Redskins 2001 Interceptions****Spreading the Wealth**

Twelve different Redskins had one or more interceptions during the 2001 season, the most of any team in the NFL.

Smoot	5	last vs. New Orleans' Aaron Brooks (12/30)
Arrington	3	last vs. Philadelphia's Donovan McNabb (12/16)
Bailey	3	last vs. New Orleans' Aaron Brooks (12/30)
Shade	2	last vs. Seattle's Trent Dilfer (11/4)
Terrell	2	last vs. Seattle's Matt Hasselbeck (11/4)
Wilkinson	2	last vs. New Orleans' Aaron Brooks (12/30)
Lang	1	vs. Carolina's Chris Weinke (10/21)
Ohalete	1	vs. NY Giants' Kerry Collins (10/7)
Leverette	1	vs. Carolina's Chris Weinke (10/21)
Da. Green	1	vs. Philadelphia's Donovan McNabb (12/16)
Lyle	1	vs. NY Giants' Kerry Collins (10/28)
Pierce	1	vs. Arizona's Jake Plummer (1/6/02)

## Championships

<b>NFC EAST:</b>	13	1936, 1937, 1940, 1942, 1943, 1945, 1972, 1982, 1983, 1984, 1987, 1991, 1999	
<b>NFC:</b>	5	1972	Defeated Cowboys 26-3, Dec 31, 1972 (at RFK)
		1982	Defeated Cowboys 31-17, Jan 22, 1983 (at RFK)
		1983	Defeated 49ers 24-21, Jan 8, 1984 (at RFK)
		1987	Defeated Vikings 17-10, Jan 17, 1988 (at RFK)
		1991	Defeated Lions 41-10, Jan 12, 1992 (at RFK)
<b>NFL:</b>	2	1937 (8-3 record)	Defeated Bears 28-21, in title game
		1942 (10-1 record)	Defeated Bears 14-6, in title game
<b>SUPER BOWL:</b>	3	1982	Defeated Dolphins 27-17 in Super Bowl XVII
		1987	Defeated Broncos 42-10 in Super Bowl XXII
		1991	Defeated Bills 37-24 in Super Bowl XXVI
<b>PLAYOFF APPEARANCES (since 1970 merger):</b>			
	14	1971, 1972, 1973, 1974, 1976, 1982, 1983, 1984, 1986, 1987, 1990, 1991, 1992, 1999	

## Games

<b>Regular Season:</b>	1932-2001	Won 487, Lost 432, Tied 27 (.515)
<b>Playoff Record:</b>	1937-1999	Won 22, Lost 15 (.595)
<b>Most Victories, Season:</b>	1991	17 (14-2 regular season, 3-0 playoffs, 17-2 overall)
<b>Best Winning Pct., Season:</b>	1982	.923 (8-1 regular season, 4-0 playoffs, 12-1 overall)
<b>Worst Winning Pct., Season:</b>	1961	.071 (1-12-1 regular season)
<b>Most Consecutive Victories:</b>	14	10/04/42 - 11/07/43
<b>Most Consecutive Games Without Defeat:</b>	17	10/04/42 - 11/28/43 (16-0-1)
<b>Most Consecutive Losses:</b>	17	10/30/60 - 11/19/61
<b>Most Consecutive Games Without Victory:</b>	23	10/16/60 - 12/17/61 (20 losses, 3 ties)

## Attendance Records

### Largest Home Attendance:

85,112 . . . . . 12/2/01 . . . . . (vs Dallas Cowboys at FedExField)

### Largest Road Attendance:

103,667 . . . . . 01/30/83 . . (Super Bowl XVII, Pasadena, CA, Miami Dolphins)

### Washington Redskins Sellouts

The Washington Redskins have been sold out for every regular season game since the beginning of the 1966 season. The Redskins have sold out 270 consecutive home games, and with postseason contests the total reaches 283 over the 35-year period.



## Single Game Records

### From Scrimmage

by Redskins:	88....Billy Wells @ Cardinals .....	1/21/54
vs Redskins:	90....Bobby Mitchell, Browns .....	11/15/59
in Washington:	90....Bobby Mitchell, Browns .....	11/15/59

### Pass Play

by Redskins:	99....Andy Farkas vs Steelers (pass from Frank Filchock) .....	10/15/39
	99....Bobby Mitchell @ Browns (pass from George Izo) .....	09/15/63
	99....Gerry Allen @ Bears (pass from Sonny Jurgensen) .....	09/15/68
vs Redskins:	99....Cliff Branch, Raiders (pass from Jim Plunkett)	
in Washington:	99....Cliff Branch, Raiders (pass from Jim Plunkett)	
	99....Andy Farkas, Redskins (pass from Frank Filchock)	

### Punt Return

by Redskins:	96....Bill Dudley @ Steelers.....	12/03/50
vs Redskins:	98....Charlie West, Vikings .....	11/03/68
in Washington:	97....Greg Pruitt, Raiders .....	10/02/83

### Kickoff Return

by Redskins:	102 ..Larry Jones vs Eagles .....	11/24/74
vs Redskins:	105 ..Ollie Matson, Cardinals .....	10/14/56
in Washington:	105 ..Ollie Matson, Cardinals .....	10/14/56

### Interception Return

by Redskins:	100 ..Barry Wilburn @ Vikings .....	12/26/87
vs Redskins:	99....George Buksar, Colts, ran 18, lateralled to Ernie Zaleski who ran 81..	11/26/50
in Washington:	99....Buksar-Zaleski play above.....	11/26/50

### Fumble Return

by Redskins:	78t ..Darrell Green vs Colts.....	11/07/93
vs Redskins:	77t ..Jim Jeffcoat, Cowboys.....	09/24/89
in Washington:	78t ..Darrell Green vs Colts.....	11/07/93

### Field Goal

by Redskins:	57....Steve Cox vs Seahawks .....	09/28/86
vs Redskins:	58....Nick Lowery, Chiefs.....	09/18/83
in Washington:	58....Nick Lowery, Chiefs.....	09/18/83



RB John Riggins meets the press.

# The Last Time



Gary Clark



Sonny Jurgensen



Mark Rypien

## Kickoff Returned for Touchdown

by Redskins: 12/05/99 James Thrash @ Lions (95 yards)  
vs Redskins: 9/3/00 Michael Bates vs. Carolina (92 yards)

## Punt Returned for Touchdown

by Redskins: 10/28/01 Eric Metcalf vs. Giants (89 yards)  
vs Redskins: 9/9/01 Tim Dwight @ Chargers (84 yards)

## Pass Interception for Touchdown

by Redskins: 10/21/01 LaVar Arrington vs. Carolina (67 yards)  
(pass from Chris Weinke )  
vs Redskins: 1/6/02 Adrian Wilson, Cardinals (61 yards)  
(pass from Tony Banks)

## Punt was Blocked

by Redskins: 10/7/01 Ki-Jana Carter @ Giants  
vs Redskins: 12/13/98 Mario Bates @ Panthers

## Field Goal was Blocked

by Redskins: 10/10/93 Lamont Hollinquest vs Giants,  
David Treadwell attempted (29-yd)  
vs Redskins: 12/19/99 Jason Belser @ Colts  
Brett Conway attempted (48-yd)

## Extra Point Missed

by Redskins: 09/19/99 Brett Conway @ Giants  
vs Redskins: 11/26/95 Gary Anderson, Eagles

## Shutout was Scored

by Redskins: 09/30/91 Redskins 23 vs Eagles 0  
vs Redskins: 9/24/01 Redskins 0 @ Packers 37

## Fumble Returned for Touchdown

by Redskins: 11/21/99 Marcon Coleman vs Giants (42 yards)  
vs Redskins: 9/24/01 Rondell Mealey, Packers (27 yards)

## Safety Scored

by Redskins: 11/20/00 Bruce Smith @ Rams  
(QB sack in end zone)  
vs Redskins 11/08/98 Matt Turk @ Cardinals  
(fumbled snap out of end zone)

## 400 Yards Passing

by Redskins 12/26/99 Brad Johnson @ 49ers (471 yards)  
vs Redskins: 11/10/96 Boomer Esiason, Cardinals (522 yards)

## Four Touchdown Passes

by Redskins: 10/03/99 Brad Johnson vs Panthers  
vs Redskins: 12/07/97 Jake Plummer @ Cardinals

## Five Touchdown Passes

by Redskins: 10/11/64 Sonny Jurgensen vs Eagles  
vs Redskins :09/12/99 Troy Aikman, Cowboys

## Six Touchdown Passes

by Redskins: 11/10/91 Mark Rypien vs Falcons  
vs Redskins: Never

## 200 Yards Receiving

vs Redskins 10/21/01 Rod Gardner vs Panthers (208 yards)  
vs Redskins: 11/07/93 Reggie Langhorne, Colts (203 yards)

## Three Touchdown Receptions

by Redskins: 11/22/98 Michael Westbrook vs Cardinals  
vs Redskins: 12/07/97 Rob Moore @ Cardinals

## 200 Yards Rushing

by Redskins: 09/17/89 Gerald Riggs vs Eagles (221 yards)  
vs Redskins: 11/15/59 Bobby Mitchell, Browns (232 yards)

**Three Touchdowns Rushing**

by Redskins: 09/26/99  
vs Redskins: 10/03/99

Stephen Davis @ Jets  
Tshimanga Biakabutuka, Panthers

**Four Touchdowns Rushing**

by Redskins: Never  
vs Redskins: 11/21/54

Ollie Matson, Cardinals

**Four Field Goals**

by Redskins: 12/30/01  
vs Redskins: 12/05/99

Brett Conway @ Saints  
Jason Hanson @ Lions

**Five Field Goals**

by Redskins: 10/25/92  
vs Redskins: 12/17/83

Chip Lohmiller @ Vikings  
Ali Haji-Sheikh, Giants

**Three Interceptions**

by Redskins: 10/17/99  
vs Redskins: 12/09/90

Champ Bailey @ Cardinals  
Mark Carrier, Bears

**Four Interceptions**

by Redskins: 10/31/48  
vs Redskins: 11/20/60

Dan Sandifer vs Yanks  
Jerry Norton, Cardinals



Dan Sandifer

## Redskins Super Bowl MVPs

### Super Bowl XVII



Fullback John Riggins ran for a Super Bowl record (at the time) 166 yards on 38 carries in the Redskins 27-17 win over Miami. (Record is currently held by Timmy Smith with 204 yards, Super Bowl XXII.)

### Super Bowl XXII



Doug Williams passed for a Super Bowl record-tying (at the time) four TD passes and 340 yards in the 42-10 win over Denver. (Record is currently held by Kurt Warner with 414 yards, Super Bowl XXXIV.)

### Super Bowl XXVI



Mark Rypien passed for 292 yards and two TDs in the Skins 37-24 win over Buffalo.

# Yearly Rushing Leaders

Year	Individual	Carries	Yards	Avg.	TDs
1932	Cliff Battles	148	576	3.9	3
1933	Jim Musick	173	809	4.7	5
1934	Cliff Battles	103	511	5.0	6
1935	Bill Shepherd	143	425	3.0	4
1936	Cliff Battles	176	614	3.5	5
1937	•Cliff Battles	216	874	4.1	6
1938	Andy Farkas	75	315	4.2	6
1939	Andy Farkas	139	547	3.9	6
1940	Dick Todd	76	408	5.3	5
1941	Frank Filchock	115	383	3.3	2
1942	Andy Farkas	125	468	3.7	4
1943	Andy Farkas	110	327	3.0	5
1944	Bob Seymour	92	315	3.4	3
1945	Frank Akins	147	797	5.4	6
1946	Dick Todd	41	266	*6.5	3
1947	Jim Castiglia	104	426	4.2	5
1948	Jim Castiglia	97	330	3.4	0
1949	Rob Goode	61	261	4.3	2
1950	Rob Goode	136	560	4.1	5
1951	Rob Goode	208	951	4.6	*9
1952	Leon Heath	90	388	4.3	2
1953	Charlie Justice	115	616	5.4	2
1954	Billy Wells	100	516	5.2	3
1955	Vic Janowicz	93	397	4.3	4
1956	Leo Elter	145	544	3.8	2
1957	Don Bosseler	119	673	4.0	7
1958	John Olszewski	98	505	5.2	2
1959	Don Bosseler	119	644	5.4	3
1960	Don Bosseler	109	428	3.9	2
1961	Dick James	71	374	5.3	3
1962	Billy Barnes	159	492	3.1	3
1963	Dick James	104	384	3.7	4
1964	Charley Taylor	199	755	3.8	5
1965	Charley Taylor	145	402	2.8	3
1966	A.D. Whitfield	93	472	5.0	2
1967	A.D. Whitfield	91	384	4.2	1
1968	Gerry Allen	123	399	3.2	4
1969	Larry Brown	202	888	4.4	4
1970	•Larry Brown	237	1,125	4.8	5
1971	Larry Brown	253	948	3.7	4
1972	°Larry Brown	285	1,216	4.3	8
1973	Larry Brown	273	860	3.2	8
1974	Larry Brown	163	430	2.6	3
1975	Mike Thomas	236	919	3.9	4
1976	Mike Thomas	254	1,101	4.3	5
1977	Mike Thomas	228	806	3.5	3
1978	John Riggins	248	1,014	4.1	5
1979	John Riggins	260	1,153	4.4	9
1980	Wilbur Jackson	176	708	4.0	3
1981	Joe Washington	210	916	4.4	4
1982	John Riggins	177	553	3.1	3
1983	John Riggins	*375	1,347	3.6	*24
1984	John Riggins	327	1,239	3.8	°14
1985	George Rogers	231	1,093	4.7	7
1986	George Rogers	303	1,203	4.0	*18
1987	George Rogers	163	613	3.8	6
1988	Kelvin Bryant	108	498	4.6	1
1989	Gerald Riggs	201	834	4.1	4
1990	Earnest Byner	*297	1,219	4.1	6
1991	Earnest Byner	274	1,048	3.8	5
1992	Earnest Byner	262	998	3.8	6
1993	Reggie Brooks	223	1,063	4.8	3
1994	Ricky Ervins	185	650	3.5	3
1995	Terry Allen	338	1,309	3.9	10
1996	Terry Allen	347	1,353	3.9	*21
1997	Terry Allen	210	724	3.4	4
1998	Terry Allen	148	700	4.7	2
1999	Stephen Davis	290	1,405	4.8	17
2000	Stephen Davis	332	1,318	4.0	11
2001	Stephen Davis	356	*1,432	4.0	5

• NFL Leader

° NFC Leader

\* Redskin Record

# NFL Record

## Yearly Passing Leaders

Year	Individual	Att	Comp	Yards	Pct.	TDs	Long	Int	Avg	Att	Rating
1932	Honolulu Hughes	.10	.2	.47	.200	.0			.0		.7/0
1933	Not Available										
1934	Steve Hokuf	.51	.13	.203	.254	.3		.10	4.00		
1935	Bill Shepherd	.64	.28	.417	.437	.2		.0			.6/50
1936	Eddie Britt	.44	.18	.294	.409	.1		.6	6.70		
1937	• Sammy Baugh	.171	.81	1,127	.473	.7	.59	.14	6.59		.48.5
1938	• Sammy Baugh	.128	.63	.853	.492	.5	.60	.11	6.66		.48.0
1939	• Sammy Baugh	.96	.53	.518	.552	.6	.44	.9	9.70		.67.5
1940	• Sammy Baugh	.177	.111	1,367	.627	.12	.81	.10	7.72		.85.8
1941	• Sammy Baugh	.193	.105	1,236	.549	.10	.55	.19	6.40		.52.3
1942	• Sammy Baugh	.225	.132	1,524	.587	.16	.53	.11	6.77		.82.5
1943	• Sammy Baugh	.239	.133	1,754	.556	.23	.72	.19	7.34		.77.8
1944	Frank Filchock	.147	.84	1,139	.571	.13	.61	.9	7.75		.85.9
1945	• Sammy Baugh	.182	.128	1,669	.703	.11	.70	.4	9.17		*109.7
1946	• Sammy Baugh	.161	.87	1,163	.540	.8	.51	.17	7.22		.54.3
1947	• Sammy Baugh	.354	.210	2,938	.593	.25	.74	.15	8.30		.92.3
1948	• Sammy Baugh	.315	.185	2,599	.587	.22	.86	.23	8.25		.78.3
1949	• Sammy Baugh	.225	.145	1,903	.569	.18	.76	.14	7.56		.81.3
1950	• Sammy Baugh	.166	.90	1,130	.542	.10	.56	.11	6.81		.68.1
1951	• Sammy Baugh	.154	.67	1,104	.435	.7	.53	.17	7.17		.43.5
1952	Eddie LeBaron	.194	.95	1,420	.490	.14	.70	.15	7.23		.65.0
1953	Jack Scarbath	.129	.45	.862	.349	.9	.71	.12	6.68		.43.6
1954	Jack Scarbath	.109	.44	.789	.404	.7	.60	.7	7.32		.60.9
1955	Eddie LeBaron	.178	.79	1,270	.440	.9	.70	.15	7.13		.50.1
1956	Al Dorow	.112	.55	.730	.491	.8	.51	.8	6.52		.64.9
1957	Eddie LeBaron	.167	.99	1,508	.593	.11	.82	.9	9.03		.88.6
1958	• Eddie LeBaron	.145	.79	1,365	.545	.11	.71	.10	9.48		.83.6
1959	Eddie LeBaron	.173	.77	1,077	.445	.8	.49	.11	6.23		.51.4
1960	Ralph Guglielmi	.223	.125	1,547	.561	.9	.50	.19	6.94		.55.7
1961	Norm Snead	.375	.172	2,337	.459	.11	.80	.22	6.23		.52.8
1962	Norm Snead	.354	.184	2,926	.520	.22	.85	.22	8.27		.74.7
1963	Norm Snead	.363	.175	3,043	.482	.13	.77	.27	8.38		.58.2
1964	Sonny Jurgensen	.385	.207	2,934	.538	.24	.80	.13	7.62		.85.2
1965	Sonny Jurgensen	.356	.190	2,367	.534	.15	.55	.16	6.65		.69.6
1966	Sonny Jurgensen	.436	.254	3,209	.583	.28	.86	.19	7.36		.84.3
1967	• Sonny Jurgensen	.508	.288	3,747	.567	.31	.86	.16	7.41		.87.6
1968	Sonny Jurgensen	.292	.167	1,980	.572	.17	*99	.11	6.78		.81.5
1969	• Sonny Jurgensen	.442	.274	3,102	.620	.22	.88	.15	7.01		.85.5
1970	Sonny Jurgensen	.337	.202	2,354	.599	.23	.66	.10	6.99		.91.3
1971	Billy Kilmer	.306	.166	2,221	.542	.13	.71	.13	7.26		.74.0
1972	Billy Kilmer	.225	.120	1,648	.533	.19	.89	.11	7.30		.84.6
1973	Billy Kilmer	.228	.122	1,656	.537	.14	.64	.9	7.30		.81.3
1974	• Sonny Jurgensen	.167	.107	1,185	.641	.11	.44	.5	7.10		.94.6
1975	Billy Kilmer	.346	.178	2,440	.514	.23	.96	.16	7.10		.77.1
1976	Billy Kilmer	.206	.108	1,252	.524	.12	.53	.10	6.10		.70.0
1977	Billy Kilmer	.201	.99	1,187	.493	.8	.59	.7	5.91		.66.6
1978	Joe Theismann	.391	.187	2,593	.478	.13	.63	.18	6.63		.60.7
1979	Joe Theismann	.395	.233	2,797	.590	.20	.62	.13	7.08		.84.0
1980	Joe Theismann	.454	.262	2,952	.577	.17	.54	.16	6.52		.75.1
1981	Joe Theismann	.496	.293	3,566	.591	.19	.79	.20	7.19		.77.3
1982	• Joe Theismann	.252	.161	2,033	.639	.13	.78	.9	8.07		.91.3
1983	• Joe Theismann	.459	.276	3,714	.601	.29	.84	.11	8.09		.97.0
1984	Joe Theismann	.477	.283	3,391	.593	.24	.80	.13	7.10		.86.6
1985	Joe Theismann	.301	.167	1,774	.555	.8	.55	.16	5.89		.59.6
1986	Jay Schroeder	*.541	.276	*4,109	.510	.22	.71	.22	7.60		.72.9
1987	Jay Schroeder	.267	.129	1,878	.483	.12	.84	.10	7.09		.71.0
1988	Doug Williams	.380	.213	2,609	.561	.15	.58	.12	6.87		.77.4
1989	Mark Rypien	.476	.280	3,786	.588	.22	.80	.13	7.92		.88.1
1990	Mark Rypien	.304	.166	2,070	.546	.16	.53	.11	6.81		.78.4
1991	Mark Rypien	.421	.249	*3,564	.591	*28	.82	.11	8.47		.97.9
1992	Mark Rypien	.479	.269	3,282	.562	.13	.62	.17	6.85		.71.7
1993	Mark Rypien	.319	.166	1,514	.520	.4	.43	.10	4.75		.56.3
1994	Heath Shuler	.265	.120	1,658	.453	.10	.81	.12	6.26		.59.6
1995	Gus Frerotte	.396	.199	2,751	.503	.13	.73	.13	6.95		.70.2
1996	Gus Frerotte	.470	.270	3,453	.574	.12	.52t	.11	7.35		.79.3
1997	Gus Frerotte	.402	.204	2,682	.507	.17	.52	.12	6.67		.73.8
1998	Trent Green	.509	.278	3,441	.546	.23	.75t	.11	6.76		.81.8
1999	Brad Johnson	.519	*.316	*4,005	.609	.24	.65t	.13	7.72		.90.0
2000	Brad Johnson	.365	.228	2,505	.626	.11	.77t	.15	6.86		.75.7
2001	Tony Banks	.370	.198	2,386	.535	.10	.85t	.10	6.45		.71.3

• NFL Leader

° NFC Leader

\* Redskin Record

# NFL Record

# Yearly Receiving Leaders

Year	Individual	Catches	Yards	Avg.	TDs
1932	Cliff Battles (B)	4	70	17.5	.1
1933	Roy Horstmann (B)	11	185	16.8	.0
1934	Charley Malone	11	121	11.0	.2
1935	Charley Malone	22	433	19.7	.2
1936	Wayne Millner	18	211	11.7	.0
1937	Charley Malone	28	419	14.9	.4
1938	Charley Malone	24	257	10.7	.1
1939	Wayne Millner	19	294	15.5	.4
1940	Jimmy Johnston (B)	29	350	12.1	.3
1941	Wayne Millner	20	262	13.1	.0
1942	Dick Todd (B)	23	328	14.3	.4
1943	Joe Aquirre	37	420	11.4	.7
1944	Joe Aquirre	34	410	12.1	.4
1945	Steve Bagarus	39	637	16.3	.5
1946	Steve Bagarus	31	438	14.1	.3
1947	Bob Nussbaumer	47	597	12.7	.4
1948	Dick Todd (B)	37	550	14.9	.6
1949	Hugh Taylor	45	781	17.4	.9
1950	Hugh Taylor	39	833	21.4	.9
1951	Hugh Taylor	29	444	15.3	.3
1952	Hugh Taylor	41	961	*23.4	*12
1953	Hugh Taylor	35	703	20.1	.8
1954	Hugh Taylor	37	659	17.8	.8
1955	John Carson	23	443	19.3	.3
1956	John Carson	39	504	12.9	.3
1957	John Carson	34	583	17.1	.3
1958	Joe Walton	32	532	16.6	.5
1959	Bill Anderson	35	734	20.9	.6
1960	Bill Anderson	38	488	12.8	.3
1961	Fred Dugan	53	817	15.4	.4
1962	• Bobby Mitchell	72	1,384	19.2	.11
1963	Bobby Mitchell	69	1,436	20.8	.7
1964	Bobby Mitchell	60	904	15.1	.10
1965	Bobby Mitchell	60	866	14.4	.6
1966	• Charley Taylor	72	1,119	15.5	*12
1967	• Charley Taylor	70	990	14.1	.9
1968	Charley Taylor	48	650	13.5	.5
1969	Charley Taylor	71	883	12.5	.8
1970	Jerry Smith (TE) (Taylor 42 for 593)	43	575	13.3	.9
1971	Roy Jefferson	47	701	14.9	.4
1972	Charley Taylor	49	673	13.4	.7
1973	Charley Taylor	59	801	13.6	.7
1974	Charley Taylor	54	738	13.7	.5
1975	Charley Taylor (Grant 41 for 776)	53	744	14.0	.6
1976	Frank Grant	50	818	16.4	.5
1977	Jean Fuggett (TE)	36	631	17.5	.5
1978	Danny Buggs	36	575	15.9	.2
1979	Danny Buggs	46	631	13.7	.1
1980	Art Monk	58	797	13.7	.3
1981	Joe Washington(RB) (Monk 56 for 894)	70	558	7.8	.3
1982	Art Monk (Brown 32 for 690)	35	447	12.8	.1
1983	°Charlie Brown	78	1,225	15.7	.8
1984	• Art Monk	*106	1,372	12.9	.7
1985	Art Monk	91	1,226	13.4	.2
1986	Gary Clark	74	1,265	17.1	.7
1987	Gary Clark	56	1,066	19.0	.7
1988	Ricky Sanders	73	1,148	15.7	*12
1989	Art Monk	86	1,186	13.8	.8
1990	Gary Clark	75	1,112	14.8	.8
1991	Art Monk (Clark 70 for 1,340)	71	1,049	14.7	.8
1992	Gary Clark	64	912	14.3	.5
1993	Ricky Sanders	58	638	11.0	.4
1994	Henry Ellard	74	1,397	18.9	.6
1995	Henry Ellard	56	1,005	17.9	.5
1996	Henry Ellard	52	1,014	19.5	.2
1997	Jamie Asher (TE)	49	474	9.7	.1
1998	Michael Westbrook	44	736	16.7	.6
1999	Michael Westbrook	65	1,191	18.3	.9
2000	Albert Connell	39	762	19.5	.3
2001	Rod Gardner	46	741	16.1	.4

• NFL Leader

° NFC Leader

\* Redskin Record

# NFL Record

Year	Player	TDs	PAT-A	PAT-M	FGA	FGM	Total
1932	Cliff Battles (B)	.6	.0	.0	.0	.0	.24
1933	Jim Musick (FB)	.5	.12	.11	.1	.1	.44
1934	Cliff Battles (B)	.7	.3	.1	.0	.0	.43
1935	Bill Shepherd (FB)	.4	.2	.1	.0	.0	.25
1936	Cliff Battles (B)	.7	.0	.0	.0	.0	.42
1937	Riley Smith (QB)	.3	.23	.22	.7	.5	.55
1938	Andy Farkas (B)	.6	.2	.1	.0	.0	.37
1939	• Andy Farkas (B)	.11	.3	.2	.1	.0	.68
1940	Dick Todd (B)	.9	.0	.0	.0	.0	.54
1941	Joe Aguirre (E)	.2	.9	.8	.5	.2	.26
1942	Andy Farkas (B)	.6	.3	.3	.0	.0	.39
1943	Andy Farkas (B)	.9	.0	.0	.0	.0	.54
1944	Joe Aguirre (E)	.4	.18	.15	.8	.4	.51
1945	Joe Aguirre (E)	.0	.24	.23	.13	.7	.44
1946	Dick Poillon (B)	.1	.21	.21	.16	.6	.45
1947	Dick Poillon (B)	.6	.41	.37	.6	.4	.85
1948	Dick Poillon (B)	.3	.38	.33	.7	.5	.66
1949	Hugh Taylor (E)	.9	.0	.0	.0	.0	.54
1950	Bill Dudley (RB)	.3	.31	.31	.0	.5	.64
1951	Bill Dudley (RB)	.3	.22	.21	.13	.10	.69
1952	Hugh Taylor (E)	.12	.0	.0	.0	.0	.72
1953	Bill Dudley (RB)	.0	.25	.25	.22	.11	.58
1954	Hugh Taylor (E)	.8	.0	.0	.0	.0	.48
1955	Vic Janowicz (RB)	.7	.31	.28	.20	.6	.88
1956	Sam Baker	.0	.19	.16	.25	.17	.67
1957	• Sam Baker	.1	.30	.29	.23	.14	.77
1958	Sam Baker	.0	.25	.25	.26	.13	.64
1959	Sam Baker	.0	.22	.21	.22	.10	.54
1960	Bob Khayat	.0	.19	.19	.23	.15	.64
1961	John Aveni	.1	.23	.21	.28	.5	.42
1962	Bobby Mitchell (WR)	.12	.0	.0	.0	.0	.72
1963	Bob Khayat	.0	.34	.33	.26	.12	.69
1964	Jim Martin	.0	.39	.35	.26	.12	.71
1965	Bob Jencks	.0	.32	.29	.17	.10	.59
1966	Charlie Gogolak	.0	.41	.39	.32	.22	1.05
1967	Jerry Smith (TE)	.12	.0	.0	.0	.0	.72
1968	Charlie Gogolak	.0	.31	.30	.19	.9	.57
1969	Curt Knight	.0	.36	.35	.27	.16	.83
1970	Curt Knight	.0	.34	.33	.27	.20	.93
1971	◦ Curt Knight	.0	.27	.27	*49	.29	1.14
1972	Curt Knight	.0	.42	.40	.30	.14	.82
1973	Curt Knight	.0	.37	.37	.42	.22	1.03
1974	Mark Moseley	.0	.30	.27	.30	.18	.81
1975	Mark Moseley	.0	.39	.37	.24	.16	.85
1976	◦ Mark Moseley	.0	.32	.31	.34	.22	.97
1977	Mark Moseley	.0	.19	.19	.37	.21	.82
1978	Mark Moseley	.0	.31	.30	.30	.19	.87
1979	◦ Mark Moseley	.0	.39	.39	.33	.25	1.14
1980	Mark Moseley	.0	.30	.27	.33	.18	.81
1981	Mark Moseley	.0	.42	.38	.30	.19	.95
1982	Mark Moseley	.0	.19	.16	.21	.20	.76
1983	• Mark Moseley	.0	*63	*62	.47	*33	*161
1984	Mark Moseley	.0	.51	.48	.31	.24	1.20
1985	Mark Moseley	.0	.33	.31	.34	.22	.97
1986	George Rogers (RB)	.18	.0	.0	.0	.0	1.08
1987	Ali Haji-Sheikh	.0	.32	.29	.19	.13	.68
1988	Chip Lohmiller	.0	.41	.40	.26	.19	.97
1989	Chip Lohmiller	.0	.41	.41	.40	.29	1.28
1990	◦ Chip Lohmiller	.0	.41	.41	.40	.30	1.31
1991	• Chip Lohmiller	.0	.56	.56	.43	.31	1.49
1992	◦ Chip Lohmiller	.0	.30	.30	.40	.30	1.20
1993	Chip Lohmiller	.0	.26	.24	.28	.16	.72
1994	Chip Lohmiller	.0	.32	.30	.28	.20	.90
1995	Eddie Murray	.0	.33	.33	.36	.27	1.14
1996	Terry Allen (RB)	•*21	.0	.0	.0	.0	1.26
1997	Scott Blanton	.0	.34	.34	.24	.16	.82
1998	Cary Blanchard	.0	.31	.30	.17	.11	.63
1999	Brett Conway	.0	.50	.49	.32	.22	1.15
2000	Stephen Davis (RB)	.11	.0	.0	.0	.0	.66
2001	Brett Conway	.0	.22	.22	.33	.26	1.00

• NFL Leader

◦ NFC Leader

\* Redskin Record

# NFL Record

# Yearly Interception Leaders

Year	Player	No	Yards	Avg	LG	TD
1942	Sammy Baugh	5	77	15.4	29	0
1943	• Sammy Baugh	11	112	10.2	23	0
1944	Wilbur Moore	5	53	10.6	35	0
1945	Sammy Baugh	4	114	28.5	74	0
	Dick Todd	4	35	8.7	22	0
	Bob Seymour	4	27	7.0	8	0
1946	Steve Bagarus	4	66	16.5	41	0
	Dick Todd	4	26	6.5	20	0
1947	Tom Farmer	6	27	4.5	22	0
1948	• Dan Sandifer	*13	*258	19.9	54	*2
1949	Dan Sandifer	5	82	16.4	59	0
1950	Hall Haynes	4	77	19.3	40	1
	Harry Dawda	4	27	6.9	28	1
1951	Harry Gilmer	5	79	17.0	30	0
	Ed Salem	5	26	5.2	21	0
1952	Johnny Williams	5	97	19.4	38	1
1953	Don Doll	10	102	10.2	28	0
1954	Dick Alban	9	81	9.0	27	0
1955	Norb Hecker	6	52	8.7	26	0
1956	Norb Hecker	8	26	3.3	26	0
1957	Don Shula	3	48	16.0	30	0
	Norb Hecker	3	39	13.9	22	0
1958	Dick James	4	43	10.8		0
1959	Dick James	3	47	15.7	25	0
1960	Ben Scotti	4	76	19.0	30	0
1961	Jim Kerr	7	93	13.3	38	0
1962	Claude Crabb	6	30	5.0	13	0
1963	Jim Steffen	5	140	28.0	78	1
1964	• Paul Krause	12	140	11.7	35	1
1965	Paul Krause	6	118	19.7	43	0
	John Sample	6	57	9.5	28	0
1966	Brig Owens	7	165	23.6	60	1
1967	Paul Krause	8	75	9.4	32	0
1968	Brig Owens	8	109	13.6	38	0
1969	Rickie Harris	4	81	20.3	47	0
1970	Brig Owens	4	86	21.5	32	0
	Mike Bass	4	37	9.3	22	0
1971	Mike Bass	8	78	9.8	38	1
1972	Chris Hanburger	4	98	24.5	41	1
	Pat Fischer	4	61	15.3	35	0
1973	Ken Houston	6	32	5.3	22	0
1974	Ken Stone	5	95	19.0	31	0
1975	Mike Bass	4	85	21.3	30	0
	Ken Houston	4	33	8.3	19	0
1976	Joe Lavender	8	77	9.6	28	0
1977	Ken Houston	5	69	13.8	31	0
1978	Jake Scott	7	72	10.3	39	0
1979	Lemar Parrish	9	65	7.2	23	0
1980	Lemar Parrish	7	13	1.9	9	0
1981	Mark Murphy	7	68	9.7	29	0
1982	Vernon Dean	3	62	20.7	26	0
	Jeris White	3	4	1.3	4	0
1983	• Mark Murphy	9	127	14.1	48	0
1984	Vernon Dean	7	114	16.3	36	*2
1985	Curtis Jordan	5	88	17.5	36	0
	Vernon Dean	5	8	1.6	8	0
1986	Darrell Green	5	9	1.8	7	0
1987	• Barry Wilburn	9	135	15.0	*100	1
1988	Barry Wilburn	4	24	6.0	14	0
1989	AJ Johnson	4	94	23.5	59	1
	Alvin Walton	4	58	14.5	29	1
	Brian Davis	4	40	10.0	15	0
1990	Martin Mayhew	7	20	2.9	15	0
1991	Wilber Marshall	5	75	15.0	54	1
	Darrell Green	5	47	9.4	24	0
1992	Brad Edwards	6	157	26.2	53	1
1993	Tom Carter	6	54	9.0	29	0
1994	Andre Collins	4	150	*37.5	92	*2
1995	Tom Carter	4	116	29.0	51	1
1996	Tom Carter	5	24	4.8	24	0
1997	Cris Dishman	4	47	11.8	29	1
1998	Leomont Evans	3	77	25.7	54	0
	Darrell Green	3	36	12.0	36	0
1999	Matt Stevens	6	61	10.2	25	0
2000	Champ Bailey	5	48	9.6	48	0
2001	Fred Smoot	5	36	7.2	36	0

• NFL Leader    ° NFC Leader    \* Redskin Record    # NFL Record

*Year	Player	No	Avg	Net Avg	Inside 20	LG
1939	Sam Baugh	26	38.0			69
1940	• Sam Baugh	35	*51.4			*85
1941	• Sam Baugh	30	48.7			75
1942	• Sam Baugh	37	46.6			74
1943	• Sam Baugh	50	45.9			81
1944	Sam Baugh	44	40.6			76
1945	Sam Baugh	33	43.3			57
1946	Sam Baugh	33	45.1			73
1947	Sam Baugh	35	43.7			67
1948	Dick Poillon	51	42.2			76
1949	Dick Poillon	66	40.9			59
1950	Charlie Justice	22	41.3			57
1951	Billy Cox	38	40.0			61
1952	Eddie LeBaron	51	42.2			63
1953	Eddie LeBaron	41	39.3			60
1954	Charlie Justice	61	40.3			63
1955	Eddie LeBaron	62	41.6			57
1956	Sam Baker	59	42.5			56
1957	Sam Baker	50	42.8			63
1958	• Sam Baker	48	45.2			64
1959	Sam Baker	49	45.5			66
1960	Eagle Day	59	41.9			56
1961	Sam Horner	63	38.2			62
1962	Doug Elmore	54	34.4			52
1963	Pat Richter	53	41.7			61
1964	Pat Richter	*91	41.2			63
1965	Pat Richter	54	43.8			72
1966	Pat Richter	68	42.4			60
1967	Pat Richter	72	41.3			58
1968	Mike Bragg	76	43.3			64
1969	Mike Bragg	70	42.2			63
1970	Mike Bragg	61	40.9			66
1971	Mike Bragg	58	40.5			59
1972	Mike Bragg	59	38.5			62
1973	Mike Bragg	64	39.8			57
1974	Mike Bragg	74	38.1			57
1975	Mike Bragg	72	40.6			63
1976	Mike Bragg	90	38.9	32.9	15	56
1977	Mike Bragg	91	38.5	35.1	29	56
1978	Mike Bragg	*103	39.4	33.9	23	56
1979	Mike Bragg	78	38.4	34.1	12	74
1980	Mike Connell	85	39.2	33.4	11	57
1981	Mike Connell	73	40.0	33.4	13	57
1982	Jeff Hayes	51	38.0	33.3	10	58
1983	Jeff Hayes	72	38.8	32.6	29	56
1984	Jeff Hayes	72	39.4	34.9	11	59
1985	Steve Cox	52	41.8	32.4	14	57
1986	Steve Cox	75	43.6	35.0	19	71
1987	Steve Cox	63	40.8	35.0	14	77
1988	Greg Coleman	39	38.6	29.2	8	53
1989	Ralf Mojsiejenko	62	43.0	33.3	21	74
1990	Ralf Mojsiejenko	43	39.2	34.2	17	53
1991	Kelly Goodburn	42	39.8	33.1	16	61
1992	Kelly Goodburn	64	39.9	32.7	17	66
1993	Reggie Roby	78	44.2	37.2	25	68
1994	Reggie Roby	82	44.4	36.1	21	65
1995	Matt Turk	74	42.4	37.7	*29	60
1996	Matt Turk	*75	45.1	*39.2	25	63
1997	Matt Turk	84	45.1	**39.2	32	62
1998	Matt Turk	93	44.1	*39.0	*33	69
1999	Matt Turk	62	41.4	35.6	16	57
2000	Tommy Barnhandt	79	40.0	37.2	23	53
2001	Bryan Barker	90	41.6	34.8	27	59

• NFL Leader

° NFC Leader

\* Redskin Record

# NFL Record

# Yearly Punt Return Leaders

Year	Player	No	Yards	Avg	LG	TD
1941	Dick Todd	14	238	*17.0	73t	1
1942	Andy Farkas	16	219	13.7	51	0
1943	•Andy Farkas	15	168	11.2	33	0
1944	Frank Seno	10	129	12.9	*60	0
1945	Steve Bagarus	*21	*251	11.0	28	0
1946	Steve Bagarus	18	192	10.7	33	0
1947	Eddie Saenz	24	308	12.8	30	0
1948	Dan Sandifer	20	236	11.8	35	0
1949	Dan Sandifer	18	199	11.1	41	0
1950	Bill Dudley	12	185	15.4	*96t	1
1951	Bill Dudley	22	172	7.8	27	0
1952	John Williams	24	366	15.3	74t	*2
1953	John Williams	18	172	9.6	62	0
1954	Joe Scudero	14	53	3.8	25	0
1955	Joe Scudero	25	241	9.6	49t	1
1956	Joe Scudero	10	50	5.0	12	0
1957	•Bert Zagers	14	*217	15.5	76t	*2
1958	Joe Scudero	8	27	3.4	8	0
1959	Dick James	21	95	4.5	26	0
1960	Dick James	7	46	6.6	20	0
1961	Dick James	12	90	7.5	18	0
1962	Dick James	19	145	7.6	33	0
1963	•Dick James	16	*214	13.4	39	0
1964	Pervis Atkins	13	138	10.6	68	0
1965	Rickie Harris	31	377	12.2	57t	1
1966	Rickie Harris	18	108	6.0	52t	*1
1967	Rickie Harris	23	208	9.0	51	1
1968	Rickie Harris	19	144	7.6	20	0
1969	Rickie Harris	14	158	11.3	*86t	*1
1970	Rickie Harris	14	10	0.7	8	0
1971	•Les Duncan	22	233	10.6	33	0
1972	Ted Vactor	17	88	5.2	28	0
1973	Les Duncan	28	228	8.1	18	0
1974	Joe Theismann	15	157	10.5	44	0
1975	Larry Jones	*53	*407	7.7	52t	1
1976	*Eddie Brown	48	*646	13.5	*71t	1
1977	Eddie Brown	*57	452	7.9	43	0
1978	Tony Green	42	443	10.5	*80t	1
1979	Buddy Hardeman	24	207	8.6	52	0
1980	Mike Nelms	48	487	10.1	64	0
1981	Mike Nelms	45	492	10.9	75t	*2
1982	Mike Nelms	32	252	7.9	28	0
1983	Mike Nelms	38	289	7.6	35	0
1984	Mike Nelms	49	428	8.7	46	0
1985	Ken Jenkins	26	272	10.5	28	0
1986	Ken Jenkins	28	270	9.6	30	0
1987	Eric Yarber	37	233	7.4	33	0
1988	Derrick Shepard	12	52	4.3	15	0
1989	Joe Howard-Johnson	21	200	9.5	38	0
1990	Walter Stanley	24	176	7.3	32	0
1991	Brian Mitchell	45	*600	13.3	69t	*2
1992	Brian Mitchell	29	271	9.3	84t	1
1993	Brian Mitchell	29	193	6.7	48	0
1994	•Brian Mitchell	32	°452	14.1	78t	*2
1995	Brian Mitchell	25	315	12.6	59t	1
1996	Brian Mitchell	23	258	11.2	71	0
1997	Brian Mitchell	38	442	11.6	63t	1
1998	Brian Mitchell	44	506	11.5	47	0
1999	Brian Mitchell	40	332	8.3	33	0
2000	Deion Sanders	25	185	7.4	57	0
2001	Eric Metcalf	33	412	12.5	89t	1

• NFL Leader

° NFC Leader

\* Redskin Record

# NFL Record

## Yearly Kick Return Leaders

Year	Player	No.	Yards	Avg.	LG	TD
1942	Andy Farkas	4	206	• 51.5	95t	1
1943	Frank Seno	3	61	20.3	25	0
1944	Andy Farkas	11	229	20.8	35	0
1945	Steve Bagarus	12	325	27.0	55	0
1946	Steve Bagarus	13	332	25.5	51	0
1947	• Eddie Saenz	• 29	• 797	27.4	94t	* 2
1948	Dan Sandifer	• 26	• 594	22.8	96t	1
1949	Dan Sandifer	• 24	• 518	21.6	70	0
1950	Eddie Saenz	12	347	28.9	71	0
1951	Harry Dowda	13	341	26.2	39	0
1952	John Williams	20	486	24.3	48	0
1953	John Williams	9	224	24.9	33	0
1954	Dale Atkeson	24	623	26.0	99t	1
1955	Joe Scudero	25	699	28.0	94t	• 1
1956	Tom Runnels	17	375	22.0	37	0
1957	Bert Zagers	15	348	23.2	35	0
1958	Sid Watson	19	443	23.3	47	0
1959	Dick James	23	503	21.9	38	0
1960	Dick James	19	458	24.1	48	0
1961	Dick James	21	617	29.4	48	0
1962	Dick James	32	889	27.8	72	0
1963	Dick James	30	830	27.7	48	0
1964	Billie Clay	19	482	25.4	84	0
1965	Bill Hunter	18	432	24.0	50	0
1966	Fred Mazurek	21	505	24.0	58	0
1967	John Love	17	422	24.8	96t	1
1968	Rickie Harris	23	579	25.2	49	0
1969	Rickie Harris	19	458	24.1	54	0
1970	Ted Vactor	27	700	25.0	51	0
1971	Les Duncan	27	724	26.8	48	0
1972	Les Duncan	15	364	24.3	41	0
1973	Herb Mul-Key	° 36	° 1,011	28.1	° 97t	1
1974	Larry Jones	23	672	29.2	• * 102t	1
1975	Larry Jones	• 47	• 1,086	23.1	44	0
1976	Eddie Brown	° 30	738	24.6	67	0
1977	Eddie Brown	34	852	25.1	60	0
1978	Tony Green	34	° 870	25.6	99t	1
1979	Buddy Hardeman	19	404	21.3	33	0
1980	Mike Nelms	38	810	21.3	51	0
1981	• Mike Nelms	37	1,099	* 29.7	84	0
1982	Mike Nelms	23	° 557	24.2	58	0
1983	Mike Nelms	35	802	22.9	41	0
1984	Mike Nelms	° 42	860	20.5	36	0
1985	Ken Jenkins	41	1,018	24.8	95	0
1986	Ken Jenkins	27	554	20.5	37	0
1987	Keith Griffin	25	478	19.1	54	0
1988	Jamie Morris	21	413	19.7	35	0
1989	Joe Howard-Johnson	21	522	24.9	99t	° 1
1990	Joe Howard-Johnson	22	427	19.4	35	0
1991	Brian Mitchell	29	583	20.1	35	0
1992	Brian Mitchell	23	492	21.4	47	0
1993	Brian Mitchell	33	578	20.5	68	0
1994	Brian Mitchell	58	* 1,478	25.5	86	0
1995	° Brian Mitchell	55	1,408	25.6	59	0
1996	Brian Mitchell	56	1,258	22.5	50	0
1997	Brian Mitchell	47	1,094	23.3	97t	1
1998	Brian Mitchell	* 59	1,337	22.7	101t	1
1999	Brian Mitchell	43	893	20.8	45	0
2000	James Thrash	45	1,000	22.2	49	0
2001	Michael Bates	49	1,150	23.5	41	0

• NFL Leader

° NFC Leader

\* Redskin Record

# NFL Record

# Year-by-Year Team Statistics

## SCORING

### RUSHING

### PASSING

YR	OWN-OPP PTS-PTS	OWN-OPP PPG-PPG	OWN-OPP ATT-ATT	OWN-OPP YDS - YDS	OWN-OPP AVG-AVG	OWN-OPP TD-TD	OWN-OPP COM-COM	OWN-OPP PCT-PCT	OWN-OPP YDS-YDS	OWN-OPP AVG-AVG	OWN-OPP TD-TD	OWN-OPP IN-IN
1932	55-79	5.5-7.9	304-	1,249-	4.1-	4-	17-	18.5-	216-	2.3-	1-	15-
1933	103-97	8.5-8.1	467-329	2,260-1,159	4.8-3.5	11-6	33-72	31.1-44.4	514-1,312	4.8-8.1	1-7	25-24
1934	107-94	8.9-7.8	415-418	1,668-1,715	4.0-4.1	10-5	138-159	25.4-28.3	459-682	3.3-4.3	4-4	22-18
1935	65-123	5.9-11.2	448-404	1,265-998	2.8-2.5	5-5	175-167	27.4-40.7	767-928	4.4-5.6	3-8	35-29
1936	149-110	12.4-9.2	335-434	1,454-1,148	3.3-2.6	8-3	214-198	36.0-31.3	1,102-954	5.1-4.5	5-7	23-22
1937	195-120	17.7-10.9	450-352	1,604-1,149	3.6-3.3	11-3	222-171	44.6-38.6	1,316-946	5.9-5.8	11-2	20-17
1938	148-154	13.5-4.0	388-427	1,424-1,231	3.7-2.9	10-8	248-195	46.0-35.0	1,536-943	6.4-4.8	9-9	28-19
1939	242-94	22.0-8.5	410-412	1,693-999	4.1-2.4	12-5	201-243	58.2-37.0	1,795-1,116	8.9-4.6	18-6	18-24
1940	245-142	22.3-12.9	400-362	1,402-1,075	3.5-3.0	15-5	244-287	194-125	1,887-1,782	7.7-6.2	18-11	22-18
1941	176-174	16.0-15.8	406-410	1,097-1,110	2.7-2.7	7-6	262-229	134-103	1,563-1,338	6.0-5.8	11-14	30-23
1942	227-102	20.6-9.3	413-367	1,521-848	3.7-2.3	9-5	257-216	137-81	1,600-1,093	6.2-5.1	16-5	17-19
1943	229-137	33.3-33.3	330-406	1,069-1,330	3.3-3.3	7-10	254-193	139-77	1,837-1,026	7.2-5.3	24-9	20-26
1944	169-180	16.9-18.0	342-409	904-1,492	2.6-3.7	6-15	299-188	170-84	56.9-44.7	2,021-1,166	6.8-6.2	17-9
1945	209-121	20.9-12.1	394-337	1,708-1,103	4.3-3.0	15-8	228-209	146-95	64.0-45.5	1,838-1,121	8.1-5.4	12-9
1946	171-191	15.5-17.4	435-407	1,492-1,103	3.4-2.7	10-16	221-216	112-101	50.7-46.8	1,613-1,342	7.3-6.2	10-10
1947	295-367	24.6-30.6	384-409	1,343-1,546	3.5-3.8	11-18	416-282	231-146	55.5-51.8	3,336-2,422	8.0-8.6	28-26
1948	291-287	24.3-23.9	434-482	1,603-1,958	3.7-4.1	11-17	360-289	202-135	56.1-46.7	2,861-1,953	7.9-6.8	24-20
1949	268-339	22.3-28.3	407-487	1,579-2,316	3.9-4.8	14-23	394-316	197-148	50.0-46.8	2,816-2,409	7.1-7.6	22-24
1950	232-326	19.3-27.2	410-462	1,773-1,944	4.3-4.2	10-17	314-328	154-145	49.0-44.2	2,093-2,276	6.7-6.9	18-19
1951	183-296	15.3-24.7	547-464	2,151-2,093	3.9-4.5	14-20	226-295	99-140	43.8-47.4	1,508-2,104	6.8-7.1	8-16
1952	240-287	20.0-23.9	467-428	1,655-1,817	3.5-4.3	10-19	286-275	147-121	51.4-44.0	2,127-1,817	7.4-6.6	20-12
1953	208-215	17.3-17.9	413-455	1,726-1,886	4.2-4.1	10-15	278-350	102-171	38.5-48.9	1,736-1,950	6.2-5.8	12-8
1954	207-432	17.3-36.0	427-400	1,626-1,888	3.8-4.7	9-20	257-387	116-127	45.1-56.1	1,813-3,060	7.1-7.9	15-33
1955	246-222	20.5-18.5	478-391	2,000-1,275	4.2-3.3	17-8	257-340	101-165	39.3-48.5	1,569-2,189	6.0-6.4	11-17
1956	183-225	15.3-18.6	501-446	1,743-1,570	3.5-3.5	5-15	215-240	104-120	48.4-50.0	1,335-1,739	6.2-7.2	11-11
1957	251-230	29.9-19.2	500-394	1,873-1,567	3.7-4.0	17-11	201-262	109-135	54.2-51.5	1,741-2,193	8.7-8.4	11-18
1958	214-268	17.8-22.3	480-396	1,977-1,734	4.1-4.4	11-13	251-300	121-153	48.2-51.0	1,989-2,782	7.9-9.3	14-21
1959	185-350	15.4-29.2	422-404	1,964-2,214	4.7-5.5	9-19	284-319	121-185	42.6-58.0	1,824-2,606	6.4-8.2	13-26
1960	178-300	14.8-25.7	415-362	1,313-1,502	3.2-4.1	9-9	274-321	147-169	53.6-52.8	1,816-2,768	6.6-8.8	9-24
1961	174-392	12.4-28.0	361-412	1,072-1,550	3.0-3.8	9-10	420-409	189-238	45.0-58.2	2,566-3,493	6.1-8.5	12-37
1962	305-376	21.8-26.9	371-411	1,088-1,636	2.9-4.0	10-12	428-412	223-247	52.1-60.0	3,532-3,860	8.3-9.4	27-28
1963	279-398	19.9-28.4	344-469	1,289-1,863	3.7-4.0	15-12	430-417	204-230	47.4-55.2	3,525-3,484	8.2-8.4	17-33
1964	307-305	21.9-21.8	366-440	1,237-1,813	3.4-4.1	11-20	415-406	214-193	51.6-47.5	3,071-2,600	7.4-6.4	25-16
1965	257-301	18.4-21.5	354-486	1,037-1,753	2.9-3.6	7-16	427-318	220-161	51.5-50.6	2,908-2,359	6.8-8.0	20-15
1966	351-355	25.1-25.4	356-438	1,377-1,831	3.9-4.2	9-19	443-411	255-224	57.6-54.5	3,230-3,237	7.3-7.9	28-21
1967	347-353	24.8-25.2	345-431	1,247-1,852	3.6-4.3	13-19	527-468	301-268	57.1-55.8	3,887-3,713	7.4-7.9	31-20
1968	249-358	17.8-25.6	360-497	1,164-2,194	3.2-4.4	6-18	408-359	227-202	55.6-56.3	2,824-2,662	6.9-7.4	18-21

PASSING

RUSHING

SCORING

YR	SCORING			RUSHING			PASSING			ON-OPP IN-IN		
	OWN-OPP PTS-PTS	OWN-OPP PPG-PPG	OWN-OPP ATT-ATT	OWN-OPP YDS - YDS	OWN-OPP AVG-AVG	ON-OPP TD-TD	OWN-OPP ATT-ATT	OWN-OPP COM-COM	OWN-OPP PCT-PCT		OWN-OPP YDS-YDS	OWN-OPP AVG-AVG
1969	307-314	21.9-22.8	377-511	1,532-2,299	4.1-4.5	11-26	444-369	275-192	61.9-52.0	3,106-2,316	7.0-6.3	22-11
1970	291-314	19.2-22.4	444-468	2,021-2,068	4.6-4.4	11-19	342-374	203-205	59.4-54.8	2,357-2,434	6.9-6.5	23-14
1971	276-190	19.7-13.6	477-408	1,757-1,396	3.7-3.4	8-7	334-411	182-191	54.5-46.5	2,391-2,448	7.2-6.0	13-11
1972	335-218	24.0-15.6	513-427	2,082-1,733	4.1-4.1	17-12	284-367	159-186	56.0-50.7	2,281-2,130	8.0-5.8	20-10
1973	326-198	23.2-14.1	459-480	1,439-1,603	3.1-3.3	9-8	372-406	209-203	56.2-50.0	2,560-2,531	6.9-6.2	20-12
1974	320-196	22.9-14.0	470-414	1,443-1,439	3.1-3.5	11-7	413-399	254-197	61.5-49.4	2,978-2,102	7.2-5.3	22-13
1975	325-276	23.2-19.7	444-525	1,752-2,047	3.9-3.9	9-11	448-389	229-217	51.1-55.8	3,092-2,714	6.9-7.0	28-17
1976	291-217	20.8-15.5	548-555	2,111-2,205	3.9-4.0	10-12	370-354	187-146	50.4-41.2	2,288-2,241	6.2-6.3	20-11
1977	196-189	14.0-13.5	502-537	1,752-2,039	3.5-3.8	4-8	383-380	183-167	47.8-43.9	2,284-2,430	6.0-6.4	15-12
1978	273-283	17.1-17.7	537-625	2,082-2,538	3.9-4.1	10-15	438-409	212-197	48.4-48.2	2,978-2,701	5.3-5.4	17-11
1979	348-295	21.8-18.4	609-541	2,328-2,154	3.8-4.0	17-21	401-470	235-234	58.6-49.8	2,839-3,339	5.9-5.8	20-18
1980	261-203	16.3-18.3	517-585	2,016-2,524	3.9-4.3	12-16	486-392	284-187	58.4-47.7	3,171-2,504	5.4-5.0	17-17
1981	347-349	21.7-21.8	532-532	2,157-2,161	4.1-4.1	19-17	525-452	307-214	58.5-47.3	3,743-3,310	6.3-6.3	19-21
1982	190-128	11.1-14.2	315-247	1,140-946	3.6-3.8	5-8	253-275	162-146	54.0-53.1	2,068-1,870	6.5-5.3	13-8
1983	541-332	33.8-20.8	629-349	2,625-1,289	4.2-3.7	30-9	463-570	278-301	60.0-52.2	3,765-4,377	7.1-6.4	29-28
1984	426-310	26.6-19.4	588-390	2,274-1,589	3.9-4.1	20-13	485-575	286-318	59.0-55.3	3,417-4,301	7.1-7.5	24-25
1985	297-312	18.6-19.5	571-424	2,523-1,734	4.4-4.1	20-11	512-465	280-239	54.7-51.4	3,243-3,124	5.0-5.3	13-19
1986	368-296	23.0-18.5	474-459	1,732-1,805	3.7-3.9	23-14	542-532	276-302	50.9-56.8	4,109-3,916	6.8-6.0	22-21
1987	379-285	25.3-19.0	500-441	2,102-1,679	4.2-3.8	18-10	478-527	247-276	51.7-52.4	3,718-3,767	7.8-7.1	27-19
1988	345-387	21.6-24.2	437-442	1,543-1,745	3.5-3.9	8-17	592-497	327-261	55.2-53.5	4,339-3,744	7.3-7.5	33-24
1989	386-308	24.1-19.3	514-384	1,904-1,344	3.7-3.5	14-9	536-514	337-277	58.0-52.3	4,476-3,875	7.7-7.3	24-25
1990	381-301	23.8-18.8	515-382	3,083-1,587	4.0-4.2	16-8	536-514	301-281	56.2-54.7	3,611-3,483	6.7-6.8	22-21
1991	485-224	30.3-14.0	540-348	2,049-1,346	3.8-3.9	21-11	447-549	261-292	58.4-53.2	3,771-3,292	8.4-6.0	30-13
1992	300-255	18.4-15.6	483-406	1,727-1,696	3.6-4.2	10-11	485-466	272-258	56.1-55.4	3,339-3,021	6.9-6.5	15-15
1993	330-245	14.4-21.9	396-513	1,728-2,112	4.4-4.1	11-14	533-483	287-291	53.8-60.2	2,764-3,584	5.2-7.4	11-24
1994	320-412	20.0-25.8	407-556	1,415-1,975	3.5-3.6	5-24	546-496	271-300	49.6-60.5	3,524-3,799	6.5-7.7	25-22
1995	326-359	20.4-22.4	469-483	1,956-2,132	4.2-4.4	15-18	521-546	265-338	50.9-61.9	3,496-3,403	6.7-6.2	16-20
1996	364-312	22.8-19.5	467-520	1,910-2,275	4.1-4.4	27-20	471-560	270-325	57.3-52.0	3,463-3,655	7.3-6.5	12-12
1997	327-289	20.4-18.1	453-508	1,615-2,212	3.6-4.4	12-15	547-513	283-267	51.7-52.0	3,383-2,818	5.8-5.1	22-14
1998	319-421	19.9-26.3	401-531	1,685-2,436	4.2-4.6	15-24	565-493	304-281	53.8-57.0	3,724-3,112	6.6-6.3	24-21
1999	443-377	21.7-23.6	463-439	2,039-1,973	4.4-4.5	23-16	577-589	324-328	60.3-55.7	4,112-3,953	7.7-6.7	26-23
2000	281-269	17.6-16.8	445-430	1,748-1,853	3.9-4.3	14-9	561-462	343-254	61.1-55.0	3,648-2,621	7.0-6.3	18-12
2001	256-303	16-18.9	490-484	1,948-1,869	4.0-3.9	10-10	432-473	235-262	54.4-55.4	2,716-3,116	6.2-6.5	13-19

# 100-yard Rushing Games

Date	Player	Opp	W/L/T	Att	Yds	TD
9/17/89	Gerald Riggs	vs Philadelphia	L	29	221	1
10/8/33	Cliff Battles	vs New York	W	16	215	1
12/21/85	George Rogers	@ St. Louis	W	34	206	1
1/31/88	Timmy Smith	vs Denver	W	22	204	2
11/21/76	Mike Thomas	@ St. Louis	W	31	195	1
10/29/72	Larry Brown	@ Giants	W	29	191	1
11/15/59	J. Olszewski	vs Cleveland	L	18	190	1
12/12/99	Stephen Davis	vs Arizona	W	37	189	1
1/15/83	John Riggins	vs Minnesota	W	37	185	1
11/21/99	Stephen Davis	vs NY Giants	W	33	183	1
11/1/59	Don Bosseler	@ Philadelphia	L	23	168	2
10/21/45	Frank Akins	vs Philadelphia	W	24	168	2
11/1/42	Andy Farkas	vs Philadelphia	W	24	166	1
1/30/83	John Riggins	vs Miami	W	38	166	1
10/19/58	J. Olszewski	vs Green Bay	W	21	165	1
12/5/37	Cliff Battles	@ New York	W	25	165	2
10/14/84	John Riggins	vs Dallas	W	32	165	0
11/3/85	Keith Griffin	@ Atlanta	W	16	164	2
12/2/90	Earnest Byner	vs Miami	W	32	157	3
9/19/93	Reggie Brooks	@ Philadelphia	L	22	154	1
12/22/90	Earnest Byner	@ Indianapolis	L	31	154	0
12/17/88	Jamie Morris	@ Cincinnati	L	45	152	0
12/16/79	John Riggins	vs Dallas	L	22	151	2
12/9/45	Frank Akins	vs New York	W	23	150	1
10/17/71	Larry Brown	vs St. Louis	W	25	150	0
12/16/73	Larry Brown	vs Philadelphia	W	26	150	1
12/8/85	George Rogers	@ Philadelphia	W	36	150	1
12/15/90	Earnest Byner	@ New England	W	39	149	1
1/6/02	Stephen Davis	vs Arizona	W	38	148	1
11/25/51	Rob Goode	vs Los Angeles	W	23	148	2
9/24/72	Larry Brown	vs St. Louis	W	26	148	0
10/23/83	J. Washington	vs Detroit	W	22	147	0
12/17/61	Dick James	vs Dallas	W	27	146	3
9/15/96	Terry Allen	@ NY Giants	W	27	146	1
12/7/58	Don Bosseler	vs Pittsburgh	L	25	145	2
10/30/32	Cliff Battles	vs Bears	T	24	144	0
11/8/81	Joe Washington	vs Detroit	W	27	144	2
10/31/99	Stephen Davis	vs Chicago	W	12	143	2
9/19/76	Mike Thomas	vs Seattle	W	27	143	1
11/4/01	Stephen Davis	vs Seattle	W	32	142	1
8/31/91	Terry Allen	@ Carolina	W	25	141	2
10/1/00	Stephen Davis	vs Tampa Bay	W	28	141	1
10/23/88	Kelvin Bryant	@ Green Bay	W	27	140	0
9/23/84	John Riggins	@ New England	W	33	140	1
1/22/83	John Riggins	vs Dallas	W	36	140	2
11/29/70	Larry Brown	vs Giants	L	17	139	0
12/7/69	Larry Brown	@ Philadelphia	W	19	138	1
10/18/59	Don Bosseler	vs Pittsburgh	L	18	136	0
12/14/47	Jim Castiglia	vs Boston	W	19	136	2
11/27/55	Leo Elter	@ Pittsburgh	W	19	136	2
11/9/58	J. Olszewski	vs Cardinals	W	19	136	1
10/19/87	Lionel Vital	@ Dallas	W	26	136	0
9/19/82	John Riggins	@ Tampa Bay	W	34	136	0
12/21/80	B. Hammond	@ St. Louis	W	17	135	0
10/17/37	Cliff Battles	vs Pittsburgh	W	18	135	3
10/13/91	Ricky Ervins	vs Cleveland	W	13	133	2
9/3/00	Stephen Davis	vs Carolina	W	23	133	1
12/6/87	George Rogers	@ St. Louis	W	29	133	1
9/11/38	Max Krause	@ Philadelphia	W	6	132	2
10/28/33	Jim Musick	vs Pittsburgh	L	21	132	0
11/19/33	Jim Musick	vs Green Bay	W	21	132	2
10/10/37	Cliff Battles	vs Philadelphia	L	26	132	0
9/3/95	Terry Allen	vs Arizona	W	26	131	0
11/3/35	Bill Shepherd	vs Philadelphia	L	19	129	1
12/5/71	Larry Brown	vs Giants	W	25	129	2
12/5/93	Reggie Brooks	@ Tampa Bay	W	20	128	1
11/23/80	W. Jackson	@ Dallas	L	21	128	1
10/11/87	Lionel Vital	@ NY Giants	W	27	128	1
9/19/99	Stephen Davis	@ NY Giants	W	23	126	3
10/23/38	Andy Farkas	vs Philadelphia	W	21	126	2
10/11/81	John Riggins	@ Chicago	W	23	126	2

Date	Player	Opp	W/L/T	Att	Yds	TD
9/20/36	Cliff Battles	@ Philadelphia	W	16	125	2
11/2/97	Terry Allen	@ Chicago	W	20	125	0
11/1/87	George Rogers	@ Buffalo	W	30	125	0
11/3/85	George Rogers	@ Atlanta	W	16	124	1
10/27/96	Terry Allen	vs Indianapolis	W	22	124	3
11/12/39	Andy Farkas	@ Brooklyn	W	25	124	3
10/26/75	Mike Thomas	@ Cleveland	W	27	124	1
11/5/00	Stephen Davis	@ Arizona	L	30	124	1
11/10/96	Terry Allen	vs Arizona	W	31	124	2
11/9/75	Mike Thomas	@ Giants	L	25	123	0
10/28/51	Rob Goode	@ Philadelphia	W	27	123	1
1/8/84	John Riggins	vs San Fran.	W	36	123	2
11/14/99	Stephen Davis	@ Philadelphia	L	25	122	2
11/6/32	Oran Pape	vs Staten Is.	W	4	122	1
10/21/34	Cliff Battles	vs Philadelphia	W	6	122	1
12/17/83	John Riggins	vs Giants	W	30	122	1
9/28/97	Terry Allen	vs Jacksonville	W	36	122	0
12/9/90	Earnest Byner	vs Chicago	W	28	121	0
10/1/95	Terry Allen	vs Dallas	W	30	121	1
11/8/53	Charley Justice	vs Cardinals	W	15	120	0
10/21/79	John Riggins	vs Philadelphia	W	19	120	0
9/20/92	Earnest Byner	vs Detroit	W	30	120	1
12/10/95	Terry Allen	@ NY Giants	L	30	120	1
12/24/00	Stephen Davis	vs Arizona	W	27	120	0
1/8/00	Stephen Davis	vs Detroit	W	15	119	2
11/22/70	Larry Brown	vs Dallas	L	22	119	0
1/8/83	John Riggins	vs Detroit	W	25	119	0
1/1/84	John Riggins	vs Rams	W	25	119	3
10/9/88	Kelvin Bryant	@ Dallas	W	23	118	1
10/19/86	George Rogers	vs St. Louis	W	30	118	1
11/10/46	Dick Todd	vs Boston	W	14	117	2
11/1/93	Reggie Brooks	@ Buffalo	L	24	117	1
9/6/93	Brian Mitchell	vs Dallas	W	21	116	2
12/8/91	Earnest Byner	@ Phoenix	W	25	116	0
11/18/90	Earnest Byner	vs New Orleans	W	26	116	0
10/4/33	Cliff Battles	@ Pittsburgh	W	13	115	1
10/9/83	John Riggins	@ St. Louis	W	22	115	3
10/7/79	John Riggins	@ Philadelphia	L	23	115	1
9/28/86	George Rogers	vs Seattle	W	25	115	2
12/22/73	Larry Brown	@ Minnesota	L	29	115	1
12/28/86	George Rogers	vs Rams	W	29	115	1
9/27/70	Larry Brown	@ St. Louis	L	17	114	1
9/24/78	John Riggins	vs Jets	W	21	114	0
10/13/85	John Riggins	vs Detroit	W	21	114	3
10/22/00	Stephen Davis	@ Jacksonville	W	24	114	2
11/11/84	Keith Griffin	vs Detroit	W	32	114	0
10/31/71	Larry Brown	vs New Orleans	W	20	113	0
10/1/72	Larry Brown	@ New England	L	20	113	0
11/3/91	Earnest Byner	vs Houston	W	21	112	1
10/27/85	John Riggins	@ Cleveland	W	30	112	1
12/16/01	Stephen Davis	vs Philadelphia	L	24	111	1
12/30/01	Stephen Davis	@ New Orleans	W	21	111	1
10/3/71	C. Hanaway	@ Dallas	W	18	111	1
9/1/96	Terry Allen	vs Philadelphia	L	20	111	2
12/9/84	John Riggins	@ Dallas	W	24	111	1
9/11/89	Gerald Riggs	vs Giants	L	24	111	0
12/9/01	Stephen Davis	@ Arizona	W	26	110	1
10/1/67	Bobby Mitchell	vs Giants	W	21	110	1
10/25/70	Larry Brown	vs Cincinnati	W	22	110	0
10/15/72	Larry Brown	@ St. Louis	W	23	110	0
10/22/95	Terry Allen	vs Detroit	W	24	110	2
10/4/70	Larry Brown	@ Philadelphia	W	27	110	1
10/5/86	George Rogers	@ New Orleans	W	31	110	1
9/12/99	Stephen Davis	vs Dallas	L	24	109	2
1/2/93	Brian Mitchell	@ Minnesota	W	16	109	1
9/15/91	Earnest Byner	vs Phoenix	W	23	109	1
9/17/78	John Riggins	@ St. Louis	W	26	108	0
11/8/51	Rob Goode	@ Pittsburgh	W	22	108	2
12/19/51	Rob Goode	@ Cardinals	W	23	108	1
10/28/01	Stephen Davis	vs Giants	W	29	107	0
11/6/49	Pete Stout	vs Pittsburgh	W	7	107	2

Date	Player	Opp	W/L/T	Att	Yds	TD
11/22/73	C. Harraway	@ Detroit	W	18	107	0
12/16/51	Rob Goode	vs Pittsburgh	L	22	107	0
9/18/88	Timmy Smith	vs Philadelphia	W	31	107	1
11/14/76	Mike Thomas	@ Giants	L	24	106	0
11/12/72	Larry Brown	vs Giants	W	30	106	2
10/19/69	Larry Brown	vs Giants	W	17	105	0
9/18/78	Larry Brown	@ Minnesota	W	21	105	1
11/17/93	Reggie Brooks	vs Indianapolis	W	21	105	0
10/13/80	Wilbur Jackson	@ Denver	L	12	104	1
12/11/55	Jim Monachino	vs Pittsburgh	W	15	104	0
10/21/51	Rob Goode	vs Cardinals	W	18	104	0
12/5/76	John Riggins	@ Jets	W	19	104	1
9/7/86	George Rogers	vs Philadelphia	W	20	104	1
9/20/81	W. Jackson	@ St. Louis	L	22	104	0
1/4/92	Ricky Ervins	vs Atlanta	W	23	104	1
11/17/86	George Rogers	vs San Fran.	W	24	104	1
10/17/85	George Rogers	vs St. Louis	W	25	104	0
9/30/84	John Riggins	vs Philadelphia	W	28	104	1
10/7/85	John Riggins	vs St. Louis	W	17	103	0
10/24/37	Cliff Battles	@ Philadelphia	W	34	103	0
9/24/50	Rob Goode	@ Green Bay	L	8	102	1
12/15/74	Duane Thomas	vs Chicago	W	8	102	1
11/23/69	Larry Brown	vs Atlanta	W	23	102	1
9/29/50	Bill Dudley	@ Philadelphia	L	11	101	0
9/29/96	Terry Allen	vs NY Jets	W	20	101	2
10/11/70	Larry Brown	vs Detroit	W	22	101	1
9/9/91	Earnest Byner	@ Dallas	W	22	101	0

Date	Player	Opp	W/L/T	Att	Yds	TD
12/24/72	Larry Brown	vs Green Bay	W	25	101	0
11/21/54	Billy Wells	@ Cardinals	L	6	100	1
10/8/89	Earnest Byner	vs Phoenix	W	14	100	0
12/2/51	Rob Goode	vs Philadelphia	L	16	100	2
10/13/75	Mike Thomas	vs St. Louis	W	18	100	2
9/5/88	Timmy Smith	@ Giants	L	20	100	0
12/6/92	Earnest Byner	@ Giants	W	20	100	2
9/24/89	Jamie Morris	@ Dallas	W	26	100	1
9/11/83	John Riggins	@ Philadelphia	W	27	100	1
11/5/84	John Riggins	vs Atlanta	W	32	100	2

**100-Yard Rushing Games:** 179 total, (including postseason, by 41 players): John Riggins (25); Larry Brown (21); Stephen Davis (18); Terry Allen (12); George Rogers (12); Earnest Byner (12); Cliff Battles (9); Rob Goode (8); Mike Thomas (6); Reggie Brooks (4); Andy Farkas (3); Johnny Olszewski (03); Timmy Smith (3); Wilbur Jackson (3); Don Bosseler (3); Jim Musik (3); Joe Washington (2); Keith Griffin (2); Charley Harraway (2); Jamie Morris (2); Gerald Riggs (2); Lionel Vital (2); Kelvin Bryant (2); Brian Mitchell (2); Ricky Ervins (2); Frank Akins (2); Bobby Mitchell (1); Bill Dudley (1); Bill Shepherd (1); Oran Pape (1); Max Krause (1); Dick Todd (1); Duane Thomas (1); Bobby Hammond (1); Dick James (1); Jim Castiglia (1); Pete Stout (1); Charley Justice (1); William Wells (1); Leo Eter (1); Jim Monachino (1).

## 300-yard Passing Games

Date	Player	Opp	W/L/T	Att	Cmp	Yds	TD	Int
12/26/99	Brad Johnson	@ San Fran.	W	47	32	471	2	1
10/31/48	Sammy Baugh	vs Boston	W	24	17	446	4	0
11/10/91	Mark Rypien	vs Atlanta	W	31	16	442	6	0
9/11/88	Doug Williams	vs Pittsburgh	W	52	30	430	2	1
11/17/63	Norm Snead	vs Pittsburgh	L	40	23	424	2	2
10/27/86	Jay Schroeder	@ Giants	L	40	22	420	1	2
11/26/67	Sonny Jurgensen	@ Cleveland	L	50	32	418	3	1
10/2/83	Joe Theismann	vs Raiders	W	39	23	417	3	0
11/28/65	Sonny Jurgensen	vs Dallas	W	43	26	411	3	2
11/26/89	Mark Rypien	vs Chicago	W	47	30	401	4	1
10/17/83	Joe Theismann	@ Green Bay	L	39	27	398	2	0
9/20/81	Joe Theismann	@ St. Louis	L	37	25	388	4	1
11/11/64	Sonny Jurgensen	vs Phila.	W	33	22	385	5	2
9/20/98	Trent Green	@ Seahawks	L	54	27	383	2	2
9/12/99	Brad Johnson	vs Dallas	L	33	20	382	2	0
9/12/82	Joe Theismann	@ Phila.	W	39	28	382	3	0
11/22/98	Trent Green	vs Cardinals	L	49	30	382	4	1
9/18/94	John Friesz	@ Giants	L	50	32	381	2	2
11/2/86	Jay Schroeder	vs Minnesota	W	47	24	378	2	1
10/13/43	Sammy Baugh	@ Brooklyn	W	28	16	376	6	3
12/3/67	Sonny Jurgensen	vs Phila.	T	50	30	366	4	2
9/28/47	Sammy Baugh	@ Phila.	L	34	21	364	5	2
10/29/89	Mark Rypien	@ Raiders	L	53	27	364	1	3
11/4/90	Jeff Rutledge	@ Detroit	W	42	30	363	1	0
11/12/91	Mark Rypien	@ San Fran.	L	48	27	361	1	3
11/23/47	Sammy Baugh	vs Cardinals	W	33	25	355	6	2
12/12/48	Sammy Baugh	@ New York	W	42	25	354	3	3
12/8/62	Norm Snead	@ Baltimore	L	33	18	350	3	3
9/11/89	Mark Rypien	vs Giants	L	32	22	349	2	1
11/17/85	Jay Schroeder	vs San Fran.	L	58	30	348	0	2
11/13/66	Sonny Jurgensen	vs Dallas	L	46	26	347	3	0
12/21/01	Tony Banks	vs Carolina	W	30	17	346	1	1
12/22/96	Gus Feroette	vs Cowboys	W	31	22	346	0	1
10/28/62	Norm Snead	@ Giants	L	40	17	346	4	0
10/29/95	Gus Feroette	vs Giants	L	44	24	345	0	4
12/14/47	Sammy Baugh	vs Boston	W	41	25	343	3	1
9/17/86	Jay Schroeder	@ San Diego	W	36	16	341	1	0
1/31/88	Doug Williams	vs Denver	W	29	18	340	4	1
12/13/81	Joe Theismann	vs Baltimore	W	36	23	339	2	1

Date	Player	Opp	W/L/T	Att	Cmp	Yds	TD	Int
11/2/69	Sonny Jurgensen	@ Baltimore	L	38	28	339	2	2
11/16/69	Sonny Jurgensen	vs Dallas	L	35	24	338	4	4
10/3/99	Brad Johnson	vs Carolina	W	33	20	337	4	0
10/4/87	Ed Rubbert	vs St. Louis	W	24	14	334	3	1
10/22/67	Sonny Jurgensen	@ Rams	T	41	18	334	4	0
10/8/89	Mark Rypien	vs Phoenix	W	42	23	333	3	1
12/1/63	Norm Snead	vs Baltimore	L	33	18	332	1	2
9/10/84	Joe Theismann	@ San Fran.	L	43	24	331	2	0
11/29/87	Jay Schroeder	vs Giants	W	46	28	331	3	2
10/15/67	Sonny Jurgensen	@ Atlanta	T	41	18	326	3	2
11/17/91	Mark Rypien	@ Pittsburgh	W	28	21	325	2	0
11/23/86	Jay Schroeder	vs Dallas	W	31	16	325	2	1
9/5/83	Joe Theismann	vs Dallas	L	38	28	325	2	1
9/17/67	Sonny Jurgensen	@ Phila.	L	46	25	324	1	0
10/31/83	Joe Theismann	@ San Diego	W	46	25	324	1	1
12/7/75	Billy Kilmer	@ Atlanta	W	38	25	320	3	1
11/29/64	Sonny Jurgensen	vs Giants	W	43	24	319	4	0
9/13/81	Joe Theismann	vs Dallas	L	48	27	318	1	1
11/14/99	Brad Johnson	@ Philadelphia	L	33	18	313	2	3
11/25/84	Joe Theismann	vs Buffalo	W	33	21	311	2	1
11/18/90	Mark Rypien	vs N.Orleans	W	38	26	311	4	0
10/20/63	Norm Snead	@ Pittsburgh	L	28	13	309	1	3
9/26/71	Billy Kilmer	@ Giants	W	32	23	309	2	0
12/7/86	Jay Schroeder	vs Giants	L	51	28	309	1	6
12/11/66	Sonny Jurgensen	@ Dallas	W	33	23	308	3	1
11/23/87	Doug Williams	vs Rams	L	46	24	308	2	1
12/11/49	Sammy Baugh	@ Rams	L	48	29	308	3	2
10/19/80	Joe Theismann	vs St. Louis	W	31	21	307	2	1
11/22/64	Sonny Jurgensen	vs Dallas	W	33	20	307	1	1
11/9/80	Joe Theismann	@ Chicago	W	34	24	305	2	2
10/16/88	Mark Rypien	vs Phoenix	W	27	15	303	4	1
10/13/74	Sonny Jurgensen	vs Miami	W	39	26	303	2	3
9/25/88	Mark Rypien	@ Phoenix	L	41	26	303	1	3
1/1/84	Joe Theismann	vs Rams	W	32	18	302	2	0
11/7/76	Joe Theismann	@ San Fran.	W	32	20	302	3	2
12/10/89	Mark Rypien	@ San Diego	W	39	23	302	2	1
11/2/75	Billy Kilmer	vs Dallas	W	39	21	301	3	4
11/23/69	Sonny Jurgensen	vs Atlanta	W	32	26	300	2	1

# 100-yard Receiving Games

Date	Player	Opp	W/L/T	No.	Yds.	TD
10/4/87	...Anthony Allen	...vs St. Louis	..W	7	255	3
10/27/86	...Gary Clark	...@ Giants	..L	11	241	1
12/15/85	...Art Monk	...vs Cincinnati	..W	13	230	1
11/17/63	...Bobby Mitchell	...vs Pittsburgh	..L	11	218	2
10/31/43	...Wilbur Moore	...@ Brooklyn	..W	7	213	2
9/28/47	...Hugh Taylor	...@ Philadelphia	..L	8	212	3
10/22/00	...Albert Connell	...@ Jacksonville	..W	7	211	3
10/21/01	...Rod Gardner	...vs Carolina	..W	6	208	1
11/10/91	...Gary Clark	...vs Atlanta	..W	4	203	3
9/10/84	...Art Monk	...@ San Fran	..L	10	200	0
11/7/76	...Frank Grant	...@ San Fran	..W	11	200	0
11/13/66	...Charley Taylor	...vs Dallas	..L	11	199	2
12/8/63	...Bobby Mitchell	...@ Giants	..L	8	197	1
9/18/94	...Henry Ellard	...@ Giants	..L	10	197	1
12/7/52	...Hugh Taylor	...@ Giants	..W	6	196	3
12/12/48	...Hugh Taylor	...@ Giants	..W	9	194	2
1/31/88	...Ricky Sanders	...vs Denver	..W	9	193	2
10/20/85	...Gary Clark	...@ Giants	..L	11	193	0
12/11/94	...Henry Ellard	...@ Arizona	..L	8	191	1
12/13/87	...Gary Clark	...vs Dallas	..W	9	187	1
10/11/64	...Bobby Mitchell	...vs Philadelphia	..W	12	183	2
10/2/83	...Charlie Brown	...vs Raiders	..W	11	180	1
9/21/86	...Art Monk	...@ San Diego	..W	7	174	0
10/20/63	...Bobby Mitchell	...@ Pittsburgh	..L	4	173	0
1/1/84	...Charlie Brown	...vs Rams	..W	6	171	0
9/24/61	...Fred Dugan	...@ Philadelphia	..L	6	168	1
11/19/61	...Bill Anderson	...@ Dallas	..T	10	168	0
11/4/90	...Art Monk	...@ Detroit	..W	13	168	0
12/17/89	...Ricky Sanders	...@ Atlanta	..W	7	167	0
11/10/91	...Art Monk	...vs Atlanta	..W	7	164	2
10/10/65	...Bobby Mitchell	...vs St. Louis	..L	8	164	1
12/26/87	...Ricky Sanders	...@ Minnesota	..W	8	164	2
1/12/91	...Art Monk	...@ San Fran	..L	10	163	1
9/25/94	...Henry Ellard	...vs Atlanta	..L	6	162	1
10/28/45	...Steve Bagarus	...@ Giants	..W	8	162	0
9/30/90	...Gary Clark	...@ Phoenix	..W	8	162	2
12/12/37	...Wayne Millner	...@ Bears	..W	9	160	2
9/12/99	...M. Westbrook	...vs Dallas	..L	5	159	1
10/31/48	...Dick Todd	...vs Boston	..W	5	158	2
10/28/62	...Bobby Mitchell	...@ Giants	..L	5	158	2
10/14/62	...Bobby Mitchell	...@ St. Louis	..T	7	158	1
10/29/89	...Ricky Sanders	...@ Raiders	..L	12	158	1
12/26/82	...Charlie Brown	...@ New Orleans	..W	4	156	2
11/16/69	...Charley Taylor	...vs Dallas	..L	6	155	1
11/10/74	...Charley Taylor	...@ Philadelphia	..W	4	155	1
9/17/89	...Gary Clark	...vs Philadelphia	..L	4	153	2
10/21/73	...Charley Taylor	...vs St. Louis	..W	7	153	1
11/14/99	...M. Westbrook	...@ Philadelphia	..L	4	152	1
11/23/86	...Gary Clark	...vs Dallas	..W	8	152	1
10/13/96	...Henry Ellard	...@ N. England	..W	8	152	1
11/26/89	...Art Monk	...vs Chicago	..W	9	152	2
9/17/50	...Hugh Taylor	...@ Baltimore	..W	5	150	3
10/2/66	...Bobby Mitchell	...vs Pittsburgh	..W	6	150	2
12/1/85	...Art Monk	...vs San Fran	..L	8	150	0
12/23/89	...Gary Clark	...@ Seattle	..W	9	149	1
10/22/67	...Charley Taylor	...@ Los Angeles	..T	3	148	1
12/13/81	...Art Monk	...vs Baltimore	..W	7	148	1
9/30/62	...Bobby Mitchell	...vs St. Louis	..W	7	147	2
11/27/83	...Charlie Brown	...vs Philadelphia	..W	7	147	1
10/21/62	...Bobby Mitchell	...@ Philadelphia	..W	8	147	2
12/31/72	...Charley Taylor	...vs Dallas	..W	7	146	2
11/19/39	...Andy Farkas	...vs Cardinals	..W	3	145	2
12/11/66	...Charley Taylor	...@ Dallas	..W	4	145	1
9/11/88	...Ricky Sanders	...vs Pittsburgh	..W	5	145	1
11/8/81	...Virgil Seay	...vs Detroit	..W	8	145	0
10/29/89	...Gary Clark	...@ Raiders	..L	8	145	1
12/3/67	...Jerry Smith	...vs Philadelphia	..T	9	145	2
9/21/86	...Gary Clark	...@ San Diego	..W	6	144	1
10/10/49	...Harold Crisler	...@ NY Bulldogs	..T	8	144	0
9/17/67	...Charley Taylor	...@ Philadelphia	..L	8	144	0
9/11/89	...Ricky Sanders	...vs Giants	..L	6	143	1
10/26/47	...Eddie Saenz	...vs Bears	..L	9	143	1
10/4/58	...John Carson	...@ Cardinals	..L	8	142	1
9/24/50	...H. Livingston	...@ Green Bay	..L	4	141	2
10/2/88	...Ricky Sanders	...vs Giants	..L	7	141	2

Date	Player	Opp	W/L/T	No.	Yds.	TD
10/7/84	...Art Monk	...@ Indianapolis	..W	8	141	3
12/16/62	...Dick James	...@ Pittsburgh	..L	5	140	2
11/20/83	...Charlie Brown	...@ Rams	..W	8	140	1
10/3/99	...M. Westbrook	...vs Carolina	..W	8	140	2
11/2/52	...Hugh Taylor	...vs Pittsburgh	..L	4	139	1
11/28/65	...Charley Taylor	...vs Dallas	..W	7	139	1
10/10/76	...Frank Grant	...vs Kansas City	..L	8	138	1
9/12/99	...Albert Connell	...vs Dallas	..L	4	137	1
1/8/84	...Charlie Brown	...vs San Fran	..W	5	137	1
12/18/66	...Jerry Smith	...vs Philadelphia	..L	7	137	2
12/13/71	...Roy Jefferson	...@ Los Angeles	..W	8	137	2
10/9/49	...Hugh Taylor	...vs Giants	..L	4	136	2
12/16/84	...Art Monk	...vs St. Louis	..W	11	136	2
12/7/75	...Frank Grant	...@ Atlanta	..W	5	135	1
9/16/62	...Bobby Mitchell	...@ Dallas	..T	6	135	2
10/29/95	...Leslie Shepherd	...vs NY Giants	..L	7	135	0
11/22/98	...M. Westbrook	...vs Arizona	..L	10	135	3
10/3/99	...Albert Connell	...vs Carolina	..W	5	134	2
10/1/72	...Charley Taylor	...@ New England	..L	7	134	2
9/12/82	...Art Monk	...@ Philadelphia	..W	8	134	1
9/30/79	...Danny Buggs	...@ Atlanta	..W	10	134	0
9/20/98	...M. Westbrook	...@ Seattle	..L	7	132	2
11/4/90	...Gary Clark	...@ Detroit	..W	8	132	1
9/23/73	...Charley Taylor	...@ St. Louis	..L	9	132	1
11/4/90	...Ricky Sanders	...@ Detroit	..W	11	132	0
12/17/89	...Art Monk	...@ Atlanta	..W	6	131	2
11/18/90	...Gary Clark	...vs New Orleans	..W	8	131	2
12/6/87	...Gary Clark	...@ St. Louis	..W	5	130	1
12/4/94	...D. Howard	...@ Tampa Bay	..L	5	130	1
9/26/48	...Harold Crisler	...vs Pittsburgh	..W	6	130	0
11/18/85	...Art Monk	...vs Giants	..W	7	130	0
11/17/91	...Art Monk	...@ Pittsburgh	..W	8	130	1
12/7/86	...Kelvin Bryant	...vs Giants	..L	13	130	1
12/15/91	...Gary Clark	...vs Dallas	..W	3	129	2
12/13/86	...Art Monk	...@ Denver	..W	6	129	1
9/20/81	...Art Monk	...@ St. Louis	..L	4	128	1
12/4/88	...Ricky Sanders	...@ Philadelphia	..W	10	128	1
11/10/40	...Dick Todd	...@ Brooklyn	..L	7	126	0
11/24/96	...M. Westbrook	...vs San Fran	..L	7	126	0
1/11/87	...Art Monk	...@ Giants	..L	8	126	0
9/26/71	...Charley Taylor	...@ Dallas	..W	6	125	2
10/24/71	...Charley Taylor	...@ Kansas City	..L	7	125	2
12/26/99	...M. Westbrook	...@ San Francisco	..W	7	125	1
11/23/97	...M. Westbrook	...vs NY Giants	..T	9	125	0
11/28/82	...Charlie Brown	...vs Philadelphia	..W	3	124	1
11/27/66	...Charley Taylor	...vs Giants	..W	6	124	2
10/11/70	...Charley Taylor	...vs Detroit	..W	6	124	2
11/9/80	...Art Monk	...@ Chicago	..L	8	124	0
11/26/89	...Gary Clark	...vs Chicago	..W	8	124	1
9/6/81	...Joe Washington	...vs Dallas	..L	10	124	1
9/27/59	...Bill Anderson	...@ Cardinals	..L	6	123	0
11/2/86	...Gary Clark	...vs Minnesota	..L	6	123	1
9/27/81	...Terry Metcalf	...@ Philadelphia	..L	8	123	0
11/26/67	...Charley Taylor	...@ Cleveland	..L	11	123	2
12/8/62	...Leroy Jackson	...@ Baltimore	..L	3	122	1
9/15/63	...Bobby Mitchell	...@ Cleveland	..L	4	122	1
9/24/00	...Albert Connell	...@ Giants	..W	4	122	0
12/30/84	...Art Monk	...vs Chicago	..L	10	122	0
10/22/50	...Hugh Taylor	...vs Cardinals	..L	4	121	3
9/15/68	...Gerry Allen	...@ Chicago	..W	4	121	1
10/10/43	...Wilbur Moore	...vs Brooklyn	..W	5	121	2
11/26/00	James Thrash	...vs Philadelphia	..L	5	121	1
11/9/58	Jim Podoley	...vs Cardinals	..W	5	121	2
11/13/88	...Craig McEwen	...vs Chicago	..L	3	120	0
12/13/70	...Jon Henderson	...vs Philadelphia	..W	6	120	1
12/17/88	...Ricky Sanders	...@ Cincinnati	..L	6	120	1
10/8/61	...Fred Dugan	...@ Cleveland	..L	7	120	0
12/15/74	...Frank Grant	...vs Chicago	..W	4	119	0
11/19/78	...J. McDaniel	...vs St. Louis	..L	4	119	1
11/14/48	...Harold Crisler	...vs Detroit	..W	5	119	0
11/8/87	...Gary Clark	...@ Philadelphia	..L	5	119	1
10/20/96	...Henry Ellard	...vs NY Giants	..W	5	119	0
12/11/83	...Art Monk	...@ Dallas	..W	6	119	1
9/18/66	...Bobby Mitchell	...@ St. Louis	..L	9	119	1
12/7/47	...Eddie Saenz	...@ Giants	..L	7	118	1

Date	Player	Opp	W/L/T	No.	Yds.	TD
10/16/49	Harold Crister	vs NY Bulldogs	W	7	118	3
12/12/65	Bobby Mitchell	vs Giants	L	8	118	1
12/21/85	Gary Clark	@ St. Louis	W	8	118	1
12/7/80	C. Harmon	vs San Diego	W	12	118	0
10/29/44	Joe Aguirre	vs Card-Pitt	W	3	117	2
11/25/62	Dick James	vs Giants	L	5	117	2
9/24/31	Wayne Millner	vs Cardinals	L	7	117	0
11/29/64	P. Carpenter	vs Giants	W	7	117	1
11/28/68	Jerry Smith	@ Dallas	L	6	116	1
12/13/98	Albert Connell	@ Carolina	W	8	116	1
12/1/85	Gary Clark	vs San Fran.	L	10	116	0
9/13/64	Bobby Mitchell	vs Cleveland	L	4	115	0
11/29/84	C. Muhammad	@ Minnesota	W	5	115	1
11/17/68	Charley Taylor	@ Atlanta	L	5	114	2
10/15/67	Bobby Mitchell	@ Dallas	T	6	114	1
9/24/89	Art Monk	@ Dallas	W	6	114	0
1/26/92	Gary Clark	vs Buffalo	W	7	114	1
12/20/92	Ricky Sanders	@ Philadelphia	L	7	114	1
12/2/62	Bobby Mitchell	vs Philadelphia	L	8	114	0
10/2/53	Hugh Taylor	@ Philadelphia	T	4	113	2
11/8/64	Bobby Mitchell	@ Cleveland	L	7	113	2
1/26/92	Art Monk	vs Buffalo	W	7	113	0
11/30/47	B. Nussbaumer	@ Boston	L	8	113	1
10/15/39	Andy Farkas	vs Pittsburgh	W	3	112	1
10/13/63	Bobby Mitchell	vs Philadelphia	L	3	112	2
10/22/95	Henry Ellard	vs Detroit	W	6	112	1
11/29/87	Gary Clark	vs Giants	W	7	112	1
10/19/52	Hugh Taylor	@ Pittsburgh	W	3	111	2
10/3/49	Hugh Taylor	@ Pittsburgh	W	5	111	2
11/18/79	Danny Buggs	vs Dallas	W	5	111	0
10/29/95	Henry Ellard	vs NY Giants	L	6	111	0
10/13/74	Roy Jefferson	vs Miami	W	7	111	1
10/2/54	Hugh Taylor	@ Pittsburgh	L	8	111	0
11/6/66	Charley Taylor	@ Baltimore	L	8	111	1
12/16/84	C. Muhammad	vs St. Louis	W	5	110	0
10/8/95	Henry Ellard	@ Philadelphia	L	5	110	2
11/23/69	C. Haraway	vs Atlanta	W	6	110	1
1/8/83	Alvin Garrett	vs Detroit	W	6	110	3
11/29/98	Stephen Davis	@ Oakland	W	7	110	1
10/17/99	Albert Connell	@ Arizona	W	8	110	0
10/12/69	Bob Long	vs St. Louis	W	9	110	0
11/21/48	Harold Crister	@ Philadelphia	L	2	109	2
11/9/75	Frank Grant	@ Giants	W	2	109	1
11/29/70	Walt Roberts	vs Giants	L	4	109	1
9/14/98	M. Westbrook	vs San Fran.	L	5	109	0
10/30/49	Hugh Taylor	@ NY Bulldogs	T	6	109	1
12/8/85	Art Monk	@ Philadelphia	W	7	109	0
12/26/43	Wilbur Moore	@ Bears	L	5	108	0
12/6/59	Bill Anderson	vs Philadelphia	L	5	108	1
12/5/99	M. Westbrook	@ Detroit	L	5	108	1
10/23/94	Henry Ellard	@ Indianapolis	W	6	108	0
10/19/87	Craig McEwen	@ Dallas	W	7	108	0
11/23/69	Bob Long	vs Atlanta	W	10	108	0
11/22/64	Angelo Coia	vs Dallas	W	6	107	1
9/1/91	Gary Clark	vs Detroit	W	6	107	1
12/8/62	Bobby Mitchell	@ Baltimore	L	7	107	0
11/20/94	D. Howard	@ Dallas	L	7	107	1
11/22/98	Leslie Shepherd	vs Arizona	L	7	107	1
10/4/59	Bill Anderson	@ Pittsburgh	W	3	106	1
11/3/40	James Johnston	vs Pittsburgh	W	4	106	2
11/2/58	Joe Walton	@ Pittsburgh	L	4	106	1
10/4/92	Gary Clark	@ Phoenix	L	4	106	0
12/12/54	Hugh Taylor	vs Cardinals	W	5	106	3
9/28/75	Roy Jefferson	vs Giants	W	5	106	2
12/26/99	Albert Connell	@ San Francisco	W	5	106	0
11/26/67	Bobby Mitchell	@ Cleveland	L	6	106	1
11/3/85	Art Monk	@ Atlanta	W	6	106	1
10/1/67	Charley Taylor	vs Giants	W	7	106	0
9/20/81	R. Thompson	@ St. Louis	L	7	106	2
10/31/83	Art Monk	@ San Diego	W	7	106	0
9/16/90	Gary Clark	@ San Fran.	L	7	106	0
10/13/91	Art Monk	vs Philadelphia	W	7	106	1
12/14/58	Bill Anderson	vs Philadelphia	W	3	105	1
10/9/66	Charley Taylor	vs Atlanta	W	3	105	1
12/16/73	Larry Brown	vs Philadelphia	W	3	105	3

Date	Player	Opp	W/L/T	No.	Yds.	TD
10/17/83	Art Monk	@ Green Bay	L	5	105	0
11/2/75	Frank Grant	vs Dallas	W	6	105	1
11/11/84	C. Muhammad	vs Detroit	W	7	105	0
9/4/94	Henry Ellard	vs Seattle	L	7	105	0
11/18/01	Michael Westbrook	@ Denver	W	9	104	1
10/13/57	Jim Podoley	vs Giants	L	3	104	1
12/11/88	Terry Orr	vs Dallas	L	3	104	1
9/27/98	M. Westbrook	vs Denver	L	3	104	1
10/28/84	Art Monk	@ Giants	L	4	104	0
10/6/57	John Carson	@ Cardinals	W	5	104	1
10/14/84	C. Muhammad	vs Dallas	W	5	104	1
12/13/81	Virgil Seay	vs Baltimore	W	7	104	1
10/4/70	Jerry Smith	@ Philadelphia	W	8	104	1
11/25/84	Art Monk	vs Buffalo	W	11	104	1
10/31/48	T. Farmer	vs Boston	W	5	103	0
11/12/67	Bobby Mitchell	vs San Fran.	W	5	103	0
11/10/85	Art Monk	vs Dallas	L	5	103	0
9/28/86	Art Monk	vs Seattle	W	5	103	0
11/18/45	Steve Bagarus	vs Bears	W	6	103	1
11/23/47	Paul McKee	vs Cardinals	W	7	103	2
12/8/68	Jerry Smith	vs Cleveland	L	7	103	1
12/11/88	Art Monk	vs Dallas	L	7	103	1
11/1/50	Hugh Taylor	vs Pittsburgh	L	4	102	1
10/26/47	J. Duckworth	vs Bears	L	5	102	2
11/2/86	Art Monk	vs Minnesota	W	6	102	1
11/5/00	James Thrash	@ Arizona	L	6	102	1
10/22/67	Jerry Smith	@ Los Angeles	T	7	102	3
10/19/70	Charley Taylor	@ Oakland	L	7	102	1
11/26/67	A.D. Whitfield	@ Cleveland	L	8	102	0
9/13/87	Gary Clark	vs Philadelphia	W	8	102	0
10/8/89	Art Monk	vs Phoenix	W	8	102	0
10/13/40	Dick Todd	vs Cardinals	W	2	101	1
9/11/89	Gary Clark	vs Giants	L	6	101	0
10/31/83	Charlie Brown	@ San Diego	W	8	101	0
11/12/67	Jerry Smith	vs San Fran.	W	9	101	2
9/5/83	Alvin Garrett	vs Dallas	L	10	101	1
11/15/53	Hugh Taylor	vs Bears	L	2	100	1
10/31/43	Joe Aguirre	@ Brooklyn	W	4	100	2
11/3/63	Bobby Mitchell	@ Dallas	L	5	100	0
11/15/70	Charley Taylor	@ Giants	L	5	100	0
10/13/57	John Carson	vs Giants	L	6	100	1
10/22/72	Larry Brown	vs Dallas	W	7	100	1
12/5/82	Art Monk	vs Dallas	L	7	100	1
9/7/86	Gary Clark	vs Philadelphia	W	7	100	0
1/9/93	Gary Clark	@ San Fran.	L	7	100	0

**100-Yard Pass Receiving Games:** Total (270, including postseason, by 59 players): Art Monk (36); Gary Clark (28); Bobby Mitchell (23); Charley Taylor (23); Hugh Taylor (15); Ricky Sanders (11); Michael Westbrook (12); Henry Ellard (9); Charlie Brown (8); Jerry Smith (7); Albert Connell (7); Frank Grant (6); Bill Anderson (5); Harold Crister (5); Calvin Muhammad (4); Dick Todd (3); Wilbur Moore (3); Roy Jefferson (3); John Farkas (2); Joe Aguirre (2); Steve Bagarus (2); Eddie Saez (2); Joe Podoley (2); Fred Dugan (2); Dick James (2); Bob Long (2); Alvin Garrett (2); Larry Brown (2); Danny Buggs (2); Virgil Seay (2); Craig McEwen (2); James Thrash (2); Leslie Shepherd (2); Anthony Allen; Gerry Allen; Kelvin Bryany; Preston Carpenter; Angelo Coia; Stephen Davis; Joseph Duckworth; Thomas Farmer; Clarence Harmon; Jon Henderson; Charley Haraway; Leroy Jackson; James Johnston; Howie Livingston; Johnny McDaniel; Paul McKee; Terry Metcalf; Bob Nussbaumer; Terry Orr; Ricky Thompson; Joe Walton; Joe Washington; AD Whitfield; Rod Gardner (1).

**150-Yard Pass Receiving Games:** Total (51, including postseason, by 17 players): Bobby Mitchell (8); Art Monk (8); Gary Clark (7); Hugh Taylor (4); Ricky Sanders (4); Charley Taylor (4); Charlie Brown (3); Henry Ellard (3); Michael Westbrook (2); Wayne Millner; Wilbur Moore; Steve Bagarus; Dick Todd; Fred Dugan; Bill Anderson; Anthony Allen; Frank Grant, Rod Gardner (1).

# Pro Bowl Redskins

<b>1950</b>	Pos.
Bill Dudley .....	HB
Harry Gilmer .....	QB
Paul Lipscomb .....	T
<b>1951</b>	
Sammy Baugh .....	QB
Bill Dudley .....	RB
Rob Goode .....	FB
Paul Lipscomb .....	T
Laurie Niemi .....	T
<b>1952</b>	
Harry Gilmer .....	QB
Paul Lipscomb .....	T
Laurie Niemi .....	T
Hugh Taylor .....	E
John Williams .....	HB
<b>1953</b>	
Gene Brito .....	E
Don Boll .....	T
Paul Lipscomb .....	T
<b>1954</b>	
Dick Alban .....	HB
Rob Goode .....	FB
Hugh Taylor .....	E
Bill Wells .....	HB
<b>1955</b>	
Gene Brito .....	E
Chuck Drazenovich .....	LB
Eddie LeBaron .....	QB
Volney Peters .....	T
Joe Scudero .....	HB
Torgy Torgeson .....	LB
Harry Ulinski .....	C
<b>1956</b>	
Sam Baker .....	P
Gene Brito .....	E
Al Dorow .....	QB
Chuck Drazenovich .....	LB
Leo Elter .....	RB
Dick Stanfel .....	G
Torgy Torgeson .....	LB
<b>1957</b>	
Gene Brito .....	E
John Carson .....	E
Chuck Drazenovich .....	LB
Eddie LeBaron .....	QB
Jim Podoley .....	RB
Dick Stanfel .....	G
<b>1958</b>	
Gene Brito .....	E
Chuck Drazenovich .....	LB
Eddie LeBaron .....	QB
Jim Schrader .....	C
Dick Stanfel .....	G
<b>1959</b>	
Bill Anderson .....	E
Don Bosseler .....	RB
Jim Schrader .....	C
Bob Toneff .....	DT
<b>1960</b>	
Bill Anderson .....	E
Bob Khayat .....	DT
Bob Toneff .....	DT
<b>1961</b>	
Dickie James .....	RB

Ray Lemek .....	T
Jim Schrader .....	C
Bob Toneff .....	DT
<b>1962</b>	
Rod Breedlove .....	LB
Bobby Mitchell .....	FL
John Nisby .....	G
<b>1963</b>	
Bobby Mitchell .....	FL
Vince Promuto .....	G
Joe Rutgers .....	DT
Norm Snead .....	QB
<b>1964</b>	
Sam Huff .....	LB
Sonny Jurgensen .....	QB
Paul Krause .....	DB
Bobby Mitchell .....	FL
John Paluck .....	DE
Vince Promuto .....	G
Charley Taylor .....	RB
<b>1965</b>	
Paul Krause .....	DB
Joe Rutgers .....	DT
Charley Taylor .....	RB
<b>1966</b>	
Chris Hanburger .....	LB
Sonny Jurgensen .....	QB
Charley Taylor .....	WR
<b>1967</b>	
Chris Hanburger .....	LB
Len Hauss .....	C
Sonny Jurgensen .....	QB
Jerry Smith .....	TE
Charley Taylor .....	WR
<b>1968</b>	
Chris Hanburger .....	LB
Len Hauss .....	C
<b>1969</b>	
Larry Brown .....	RB
Pat Fischer .....	CB
Chris Hanburger .....	LB
Len Hauss .....	C
Sonny Jurgensen .....	QB
Jerry Smith .....	TE
<b>1970</b>	
Larry Brown .....	RB
Len Hauss .....	C
<b>1971</b>	
Larry Brown .....	RB
Len Hauss .....	C
Roy Jefferson .....	WR
Curt Knight .....	K
<b>1972</b>	
Larry Brown .....	RB
Speedy Duncan .....	PR
Chris Hanburger .....	LB
Len Hauss .....	C
Billy Kilmer .....	QB
Charley Taylor .....	WR
<b>1973</b>	
Chris Hanburger .....	LB
Ken Houston .....	FS
Herb Mul-Key .....	PR
Charley Taylor .....	WR

<b>1974</b>	
Chris Hanburger .....	LB
Ken Houston .....	SS
Diron Tabert .....	DT
Charley Taylor .....	WR
<b>1975</b>	
Chris Hanburger .....	LB
Ken Houston .....	SS
Charley Taylor .....	WR
<b>1976</b>	
Eddie Brown .....	PR
Chris Hanburger .....	LB
Ken Houston .....	SS
Mike Thomas .....	RB
<b>1977</b>	
Eddie Brown .....	PR
Jean Fugett .....	TE
Ken Houston .....	SS
<b>1978</b>	
Tony Green .....	PR
Ken Houston .....	SS
<b>1979</b>	
Ken Houston .....	SS
Mark Moseley .....	K
Lemar Parrish .....	CB
<b>1980</b>	
Mike Nelms .....	PR
Lemar Parrish .....	CB
<b>1981</b>	
Mike Nelms .....	PR
<b>1982</b>	
Charlie Brown .....	WR
Mark Moseley .....	K
Mike Nelms .....	PR
Tony Peters .....	SS
Joe Theismann .....	QB
<b>1983</b>	
Jeff Bostic .....	C
Charlie Brown .....	WR
Dave Butz .....	DT
Russ Grimm .....	G
Joe Jacoby .....	T
Mark Murphy .....	FS
Joe Theismann .....	QB
<b>1984</b>	
Darrell Green .....	CB
Russ Grimm .....	G
Joe Jacoby .....	T
Art Monk .....	WR
<b>1985</b>	
Russ Grimm .....	G
Joe Jacoby .....	T
Art Monk .....	WR
<b>1986</b>	
Gary Clark .....	WR
Darrell Green .....	CB
Russ Grimm .....	G
Joe Jacoby .....	T
Dexter Manley .....	DE
Art Monk .....	WR
Jay Schroeder .....	QB
<b>1987</b>	
Gary Clark .....	WR
Darrell Green .....	CB
Charles Mann .....	DE

**1988**

Charles Mann.....DE  
Mark May.....T

**1989**

Charles Mann.....DE  
Mark Rypien.....QB

**1990**

Earnest Byner.....RB  
Gary Clark.....WR  
Darrell Green.....CB  
Jim Lachey.....T

**1991**

Earnest Byner.....RB  
Gary Clark.....WR  
Darrell Green.....CB  
Jim Lachey.....T  
Chip Lohmiller.....K  
Charles Mann.....DE  
Mark Rypien.....QB  
Mark Schlereth.....G

**1992**

Wilber Marshall.....LB

**1994**

Ken Harvey.....LB  
Reggie Roby.....P

**1995**

Ken Harvey.....LB  
Brian Mitchell.....KR/PR

**1996**

Terry Allen.....RB  
Gus Frerotte.....QB  
Darrell Green.....CB  
Ken Harvey.....LB  
Matt Turk.....P

**1997**

Cris Dishman.....CB  
Darrell Green.....CB  
Ken Harvey.....LB  
Matt Turk.....P

**1998**

Matt Turk.....P

**1999**

Stephen Davis.....RB  
Brad Johnson.....QB  
Tré Johnson.....G

**2000**

Stephen Alexander.....TE  
Champ Bailey.....CB  
Marco Coleman.....DE  
Stephen Davis.....RB

**2001**

LaVar Arrington.....LB  
Chris Samuels.....OT  
Champ Bailey.....CB

**Draft Choices ('36-'02)****1936**

Rd Player(Overall).....College  
1. B Riley Smith (2).....Alabama  
2. E Keith Topping (11).....Stanford  
3. B Ed Smith (20).....NYU  
4. G Paul Tangora (29).....Northwestern  
5. T Wilson Groseclose (38).....TCU  
6. T Larry Lutz(47).....California  
7. B Don Irwin (56).....Colgate  
8. E Wayne Millner (65).....Notre Dame  
9. G Marcel Saunders (74).....Loyola (CA)

**1937**

1. B Sam Baugh (6).....TCU  
2. B Nello Falaschi (16).....Santa Clara  
3. B Maurice Eldar (26).....Kansas State  
4. G Dick Bassi (36).....Santa Clara  
5. T Chuck Bond (46).....Washington  
6. B Jimmie Cain (56).....Washington  
7. G Rotta Holland (66).....Kansas State  
8. E Joel Eaves (76).....Auburn  
9. T Bill Docherty (86).....Temple  
10.E Dom Mac Carra (96).....NC State

**1938**

1. B Andy Farkas (9).....Detroit  
2. B Sam Chapman (24).....California  
3. C Dave Price (39).....Mississippi  
4. E Elmer Dohrmann (49).....Nebraska  
5. T Roy Young (59).....Texas A&M  
6. B Bill Hartman (69).....Georgia  
7. C Ed Parks (79).....Oklahoma  
8. B Jack Abbott (89).....Elon  
9. E Dick Johnson (99).....Washington

10.G Henry Bartos (109) North Carolina

**1939**

1. T I.B. Hale (8).....TCU  
2. B Charley Holm (18).....Alabama  
3. B Dick Todd (28).....Texas A&M  
4. B Dave Anderson (38).....California  
5. C Quinton Lumpkin (48).....Georgia  
6. T Bo Russell (58).....Auburn  
7. B Wilbur Moore (68).....Minnesota  
8. B Jimmy Johnson (78).....Washington  
9. B Jim German (88).....Centre  
10.B Bob O'Mara (98).....Duke  
11.G Steve Silvinski (108).....Washington  
12.B Bob Hoffman (118).....USC  
13.B Eric Tipton (128).....Duke  
14.T Dick Farman (138) Washington St.  
15.T Clyde Shugart (148).....Iowa State  
16.B Boyd Morgan (158).....USC  
17.T Phil Smith (168).....St. Benedict's  
18.T Paul Coop (178).....Centre  
19.G Matt Kuber (188).....Villanova  
20.B Al Cruver (189).....Washington

**1940**

1. B Ed Boell (8).....NYU  
2. B Buddy Banker (18).....Tulane  
3. T Bill Kirchem (28).....Tulane  
4. T Joe Boyd (38).....Texas A&M  
5. B Roy Zimmerman (48)San Jose St.  
6. E Bud Orf (58).....Missouri  
7. B Bob Hoffman (68).....USC  
8. B Boy Seymour (78).....Oklahoma  
9. T Howard Stoecker (88).....USC

10.G Allen Johnson (98).....Duke  
11.B Sam Bartholomew (108).....Tenn.  
12.B Ernie Lain (118).....Rice  
13.E Hayward Sanford (128).....Alabama  
14.E Bolu Perdue (138).....Duke  
15.C Steve Andracko (148).....Ohio State  
16.B Jay Graybeal (158).....Oregon  
17.B Charley Slagle (168).....N. Carolina  
18.B Buck Murphy (178).....Georgia Tech  
19.T Mel Wetzel (188).....Missouri  
20.B Steve Sitko (198).....Notre Dame

**1941**

1. B Forest Evashevski (10).....Michigan  
2. Did not draft  
3. T Fred Davis (25).....Alabama  
4. Did not draft  
5. T Jim Stuart (40).....Oregon  
6. E Ed Cifers (50).....Tennessee  
7. E Al Krueger (60).....USC  
8. B Henry Wilder (70).....Iowa State  
9. E Bill Grimmett (80).....Tulsa  
10.G Ed Hickerson (90).....Alabama  
11.E Joe Aguirre (100).....St. Mary's (CA)  
12.B Jack Banta (110).....USC  
13.T Roy Corn (120).....Arizona  
14.B Deward Tornell (130) San Jose St.  
15.C Morris Buckingham(140) San Jose  
16. Did not draft  
17.B Ken Dow (150).....Oregon State  
18.E Stan McRae (160).....Michigan State  
19.E Earl Fullilove (180).....Georgetown  
20.E Ed Hiestand (190).....Vanderbilt

21.T Tom Riggs (197) .....Illinois  
22.B Lee Gentry (204).....Tulsa

### 1942

1. B Spec Sanders (21).....Texas  
2. B Rufus Deal (6).....Auburn  
3. G Joe Zeno (36).....Holy Cross  
4. T Harley McCollum (46).....Tulane  
5. E Bob Fitch(56).....Minnesota  
6. B George Peters (66).....Oregon State  
7. B Frank Swiger (77).....Duke  
8. B Johnny Goodyear (86).....Marquette  
9. C Al DeMao (96).....Duquesne  
10.B Phil Ahwesh (106).....Duquesne  
11.E John Kovatch (116).....Notre Dame  
12.B Bill deCorrevont (126).....N.western  
13.B Marvin Whited (136).....Oklahoma  
14.B Dee Chipman (146).....BYU  
15.T George Watts (156).....Appalachian St.  
16.B Gene Stewart (166).....Willamette  
17.B Charlie Timmons (176).....Clemson  
18.T Tiny Croft (186).....Ripon  
19.B Steve Juzwik (191).....Notre Dame  
20.B Al Couppee (196).....Iowa

### 1943

1. B Jack Jenkins (10).....Vanderbilt  
2. B Bill Dutton (25).....Pittsburgh  
3. E Bob Dove (40).....Notre Dame  
4. C Wally Ziemba (50).....Notre Dame  
5. T Lou Rymkus (60).....Notre Dame  
6. G Tony Leon (70).....Alabama  
7. E Bob Moti (80).....Northwestern  
8. B Walt McDonald (90).....Tulane  
9. C George Perlich (100).....Georgetown  
10.T Can Wood (110).....Mississippi  
11.G Harry Wright (120).....Notre Dame  
12.G Oscar Britt (130).....Mississippi  
13.G Dick Weber (140).....Syracuse  
14.B Joe Day (150).....Oregon State  
15.B Frank Dornfield (160).....Georgetown  
16.T John Baklarz (170).....Arizona State  
17.E Leo Mogus (180).....Youngstown St.  
18.B Dick Secrest (190).....Rochester  
19.D Don Nolander (200).....Minnesota  
20.B Johnny Barrett (210).....Georgetown  
21.T Tom Vohs (220).....Colgate  
22.B Charlie Yancey (230).....Miss. St.  
23.T Roman Bentz (240).....Tulane  
24.E Swifty Berthold (250).....Syracuse  
25.B Vince pawec (260).....Loyola (CA)  
26.T Joe Riccardi (270).....Ohio University  
27.G Johnny Jaffurs (280).....Penn State  
28.B Frank Akins (290).....Washington St.  
29.B Bill Cory (295).....Florida  
30.G Bo Bogowich (300).....Delaware

### 1944

1. B Mike Micka (8).....Colgate  
2. T Earl Audet (23).....USC  
3. B Ed Doherty (39).....Boston College  
4. B Jackie Fellows (50).....Fresno State  
5. G Hal Fischer (61).....Texas  
6. T Cliff White (72).....Murray State  
7. B Ted Ogdahl (83).....Willamette  
8. B Bob Sneddon (94).....St. Mary's (CA)  
9. T Bill Aldworth (105).....Minnesota  
10.B Bill Joslyn (116).....Stanford  
11.C Charley Walker (127).....Kentucky  
12.C Boyd Clement (138).....Oregon State  
13.B Jim Gaffney (149).....Tennessee  
14.T Ted Ossowski (160).....Oregon State  
15.B Tom Davis (171).....Duke  
16.E John Batorski (182).....Colgate  
17.C Clyde Ehrhardt (193).....Georgia

18.E Dave Brown (204).....UCLA  
19.T Bill Ivy (215).....Northwestern  
20.B Bruce Babcock (226).....Rochester  
21.B Bill Reinhard (237).....California  
22.G Ed Bauer (248).....South Carolina  
23.B Smokey Martin (259).....Cornell  
24.B Lee Gustafson (270).....Oregon State  
25.T Nick Pappas (281).....Utah  
26.E Lindsey Bowen (292).....UCLA  
27.T Bill Gustafson (303).....Wash. St.  
28.C Bill Yablonski (314).....Holy Cross  
29.C Buster Hollingbery (320)Wash. St.  
30.B Willard Sheller (326).....Stanford

### 1945

1. QB Jim Hardy (8).....USC  
2. T Tree Adams (23).....Notre Dame  
3. C George Bujan (38).....Oregon  
4. E Johnny North (51).....Vanderbilt  
5. G John Steber (61).....Georgia Tech  
6. E Art Porter (71).....Tulane  
7. B Curt Kuykendall (84).....Auburn  
8. E Frank Brogger (94).....Michigan State  
9. B Mack Creger (104).....Northwestern  
10.E Paul McKee (117).....Syracuse  
11.QB Charlie Conerly (127).....Mississippi  
12.E John Putnik (137).....Utah State  
13.B Eddie Saenz (150).....USC  
14.T Dom Fucci (160).....South Carolina  
15.B Bobby Jenkins (170).....Alabama  
16.T Ed Stacco (183).....Colgate  
17.C Jim Bradshaw (193).....Auburn  
18.B Bill Shipkey (203).....Stanford  
19.T Sid Halliday (216).....SMU  
20.T Chick Davidson (226).....Cornell  
21.E Gabby Martin (236).....SMU  
22.C Jim McCurdy (249).....Stanford  
23.E Cy Souders (259).....Ohio State  
24.B Ben Wall (269).....West. Michigan  
25.E George Hillery (282).....UTEP  
26.B Milford Dreblow (292).....USC  
27.T Frank Irwin (302).....Duke  
28.E Leon Diner (315).....Denver  
29.C Bob Cummings (320).....Vanderbilt  
30.T Don Nolander (325).....Minnesota

### 1946

1. B Cal Rossi (9).....UCLA  
2. B Stan Koslowski (19).....Holy Cross  
3. B Gay Adelt (29).....Utah  
4. B Walt Trojanowski (39).....Connecticut  
5. T Bob Hendren (49).....USC  
6. B George Callanan (59).....USC  
7. E Bob Skoglund (69).....Notre Dame  
8. B Jake Leicht (79).....Oregon  
9. B Chuck Maggioli (89).....Illinois  
10.T Monte Moncrief (99).....Texas A&M  
11.E Joe Tereshinski (109).....Georgia  
12.E Stan Sprague (119).....Illinois  
13.E Harry Adelman (129).....USC  
14.B Bob Butchowski (139).....Texas A&M  
15.T Mike Prashaw (149).....Michigan  
16.B Ed Robnett (159).....Texas Tech  
17.B LeMar Dykstra (169).....Colorado  
18.B Bob Ward (179).....San Jose State  
19.T John Pehar (189).....USC  
20.B Roger Robinson (199).....Syracuse  
21.C Charley Cadenhead (219).....Miss. State  
22.G Bob Rodas (219).....Santa Clara  
23.E Charlie Webb (22).....LSU  
24.B Marion Flanagan (239).....Texas A&M  
25.T Roland Phillips (249).....Georgia Tech  
26.B Jim Hallmark (259).....Texas A&M  
27.T Fay Mills (269).....Alabama  
28.B William Ritter (279).....Georgia Tech

29.B Sarkis Takesian (289).....California  
30.E Mike Campbell (299).....Mississippi

### 1947

1. B Cal Rossi (3).....UCLA  
2. B Red Knight (16).....LSU  
3. E Hank Foldberg (27).....Army  
4. G Mike Garzoni (38).....USC  
5. T Hank Harris (58).....Texas  
7. E Roy Karrasch (67).....UCLA  
8. T Ernie Williamson (78)N. Carolina  
9. B L.G. Carmody (87).....C. Washington  
10. E U.S. Savage (98).....Richmond  
11.E Bob Steckroth (107).....William & Mary  
12.T Weldon Edwards (118).....TCU  
13.C Earl Wheeler (127).....Arkansas  
14.B Billy Gold (138).....Tennessee  
15.T Jack Hart (147).....Detroit  
16.B Tom Nichols (158).....Richmond  
17.B Harry Dowda (167).....Wake Forest  
18.E Charlie Webb (178).....LSU  
19.T Elmo Bond(187).....Washington St.  
20.B Jim Hefti (198).....St. Lawrence  
21.E Tom Dudley (207).....Virginia  
22.B Jim Smith (218).....Iowa  
23.T Hal Mullins (227).....Duke  
24.E Francis Bocoka (238).....Wash. St.  
25.B Otis Sacrinty (247).....Wake Forest  
26.C Milt Dropp (258).....Connecticut  
27.B Lynn Brownson (267).....Stanford  
28.B Joe Colone (278).....Penn State  
29.E Herb Shoener (285).....Iowa  
30.T Bob Pievo (294).....Purdue

### 1948

Bonus Choice: B Harry Gilmor.....Alabama  
1. B Lowell Tew (19).....Alabama  
2. C Tommy Thompson William & Mary  
3. B Dan Sandifer.....LSU  
4. B Jack Weisenberger.....Michigan  
5. B Jack Kurkowski.....Detroit  
6. T Jerry Cady.....Gustavus Adolphus  
7. B Bob Anderson.....Stanford  
8. T Mike Katrishen.....Southern Miss.  
9. T Ed Marshall.....Pennsylvania  
10.G Ted Andrus.....SW Louisiana  
11.B Carl Suss.....Rice  
12.B Chuck Jagade.....Indiana  
13.B Eddie Quirk.....Missouri  
14.B Art Pollard.....Arizona  
15.E Chuck Newman.....Louisiana Tech  
.....E Dale Schwartzkopf.....Texas Tech  
.....(from Green Bay)  
16.C Ray Percy.....Oklahoma  
17.T Gene Vellela.....Scranton  
18.B Cloyce Box.....West Texas State  
19.B Bryan Bell.....Washington & Lee  
20.C Joel Williams.....Texas  
21.E Lou Holtzma.....William & Mary  
22.G Floyd Lawhorn.....Texas Tech  
23.B Dick West.....Princeton  
24.E Roland Oakes.....Missouri  
25.T Ed Watkins.....Idaho  
26.C Don Corbitt.....Arizona  
27.B Buddy Bowen.....Mississippi  
28.E Vic Paulson.....Cal-Santa Barbara  
29.E Barney Welch.....Texas A&M

### 1949

1. B Rob Goode.....Texas A&M  
2. T Lauri Niemi.....Washington St.  
3. T Len Szafaryn.....North Carolina  
4. B Mike DeNoia.....Scranton  
5. E Eddie Berang.....Villanova  
6. Choice to Philadelphia

7. G Chet Fritz ..... Missouri  
 8. B Bob Kennedy ..... North Carolina  
 9. E Ed McNeil ..... Michigan  
 10. G Vic Fiaschetto ..... Texas  
 11. G Homer Hobbs ..... Georgia  
 12. T Harry Varner ..... Arizona  
 13. T Ed Henke ..... USC  
 14. E Pat Haggerty ..... William & Mary  
 15. T Gene Frassetto ..... California  
 16. D Dick Flowers ..... Alabama  
 17. B Ross Pritchard ..... Arkansas  
 18. G Herb Siegert ..... Illinois  
 19. B Bob Hainlen ..... Colorado State  
 20. E Ollie Fletcher ..... USC  
 21. B Tommy Hughes ..... Duke  
 22. E Bill Clements ..... UCLA  
 23. B Frank Pattee ..... Kansas  
 24. G Jim Cullom ..... California  
 25. B Nick Sebek ..... Indiana

## 1950

1. B George Thomas (5) ..... Oklahoma  
 2. B Halley Haynes (18) ..... Santa Clara  
 3. T Lou Karras (31) ..... Purdue  
 4. C Harry Ulinski (44) ..... Kentucky  
 5. B Frank Spaniel (57) ..... Notre Dame  
 6. G Gene Pepper (70) ..... Missouri  
 7. T Jerry Houghton (83) ..... Wash. St.  
 8. E John Rohde (96) ..... Pacific  
 9. T Don Winslow (109) ..... Iowa  
 10. QB Eddie LeBaron (122) ..... Pacific  
 11. E Dan Brown (135) ..... Villanova  
 12. B Bill Chauncey (148) ..... Iowa State  
 13. C Clay Davis (161) ..... Oklahoma St.  
 14. T Lyle Button (174) ..... Illinois  
 15. E Alex Loyd (187) ..... Oklahoma St.  
 16. B Charlie Justice (200) ..... N. Carolina  
 17. G Jim Cullom (213) ..... California  
 18. B Alvin Duke (226) ..... Arkansas  
 19. E Ed White (239) ..... Alabama  
 20. T George Bayer (252) ..... Washington  
 21. G Cas Witucki (265) ..... Indiana  
 22. T John deLaurentis (278) ..... Wayneburg  
 23. E Joe Zuravieff (291) ..... Northwestern  
 24. T Dick Tilton (304) ..... Nevada  
 25. B Art Stewart (317) ..... SE Oklahoma  
 26. B Earl Roth (330) ..... Maryland  
 27. T Ed Lee (343) ..... Kansas  
 28. B Ralph Shoaf (356) ..... West Virginia  
 29. G Johnny Lundin (369) ..... Minnesota  
 30. E Bob Nopping (382) ..... Georgetown

## 1951

1. B Leon Heath (3) ..... Oklahoma  
 2. B Eddie Salem (14) ..... Alabama  
 ... T Jim Staton (20) ..... Wake Forest  
 .... (from Philadelphia)  
 3. T Walt Yowarsky (28) ..... Kentucky  
 4. T Paul Girosci (39) ..... Rice  
 5. Choice to Chicago Cardinals  
 6. E Jonn Martinkovic (64) ..... Xavier  
 7. B Jonny Papit (75) ..... Virginia  
 8. B Billy Cox (86) ..... Duke  
 9. C Jake Rowden (100) ..... Maryland  
 10. E Bob Jensen (111) ..... Iowa State  
 .... (chosen from Baltimore)  
 11. B Bill DeChard (122) ..... Holy Cross  
 12. G Al Applegate (136) ..... Scranton  
 13. B Dick Campbell (147) ..... Wyoming  
 14. QB Adrian Burk (158) ..... Baylor  
 .... (chosen from Baltimore)  
 15. T Vic Thomas (172) ..... Colorado  
 16. C Bob Bates (183) ..... Texas A&M  
 17. E Gene Brito (194) ..... Loyola (CA)  
 18. B Dom Fucci (208) ..... Kentucky

19. G Buddy Brown (219) ..... Arkansas  
 20. B John Krestes (230) ..... Purdue  
 21. T Clarence Marable (244) ..... TCU  
 22. C Elliot Speed (255) ..... Alabama  
 23. B Cecil Martin (266) ..... North Texas St.  
 24. B Tom Powers (280) ..... Duke  
 25. E Bob Chubb (291) ..... Shippensburg  
 26. B Johnny Williams (302) ..... USC  
 27. B Bill Johnson (316) ..... Stetson  
 28. G John Kadiec (327) ..... Missouri  
 29. B Bart Stewart (338) ..... SE Oklahoma  
 30. T Nick Bolkovic (325) ..... Pittsburgh

## 1952

1. B Larry Isbell (6) ..... Baylor  
 2. B Andy Davis (18) ..... G.W.  
 3. A Al Dorow (30) ..... Michigan State  
 4. C Dick Hightower (42) ..... SMU  
 5. G Jim Clark (54) ..... Oregon State  
 6. G Ed Kenster (66) ..... Maryland  
 7. B Vic Janowicz (78) ..... Ohio State  
 8. T Hubert Johnson (90) ..... Iowa  
 9. B Dick Alban (102) ..... Northwestern  
 10. E Chet Ostrowski (114) ..... Notre Dame  
 11. E Orlando Mazza (126) ..... Michigan St.  
 12. C Frank Middendorf (138) ..... Cincinnati  
 13. T Ray Potter (150) ..... LSU  
 14. T Doug Conway (162) ..... TCU  
 15. T Julius Wittman (174) ..... Ohio State  
 16. T Mary Berschet (186) ..... Illinois  
 17. B Bill Bocetti (198) ..... Wash. & Lee  
 18. E Ed Bartlett (210) ..... California  
 19. B Joe Marvin (222) ..... UCLA  
 20. C Roger Kinson (234) ..... Missouri  
 21. T Dick Jenkins (246) ..... Illinois  
 22. B Jim O'Rourke (258) ..... N. Carolina St.  
 23. T Ken Barfield (270) ..... Mississippi  
 24. E Ted Kirkland (282) ..... Vanderbilt  
 25. T Sal Gero (294) ..... Elon  
 26. B Danny Goode (306) ..... Hardin-Simmons  
 27. E Ben White (318) ..... SMU  
 28. B Ron Engel (330) ..... Minnesota  
 29. B John Pappa (342) ..... California  
 30. B Bob Linn (354) ..... Case Western Reserve

## 1953

1. B Jack Scarbath (2) ..... Maryland  
 2. T Dick Modzelewski ..... Maryland  
 3. E Paul Dekker ..... Michigan State  
 4. G Don Boll ..... Nebraska  
 5. B Nick Carras ..... Missouri  
 6. Choice to Los Angeles  
 7. Choice to Chicago Bears  
 8. E Lew Weidensaul ..... Maryland  
 9. Choice to Chicago Cardinals  
 10. Choice to New York Giants  
 11. B Alex Webster ..... North Carolina St.  
 12. C Buzz Nutter ..... Virginia Tech  
 13. Choice to Chicago Cardinals  
 14. B Ed Timmerman ..... Michigan State  
 15. T Dave Suminski ..... Wisconsin  
 16. E Jim Slay ..... Mississippi  
 17. B Bob Haner ..... Villanova  
 18. B Jim Turner ..... Texas Tech  
 19. T Tom Flyzick ..... George Washington  
 20. G Bill Link ..... Wake Forest  
 21. C Jim Dublinski ..... Utah  
 22. G Ed Pucci ..... USC  
 23. E Ed Bieme ..... Detroit  
 24. B Stan Butterworth ..... Bucknell  
 25. G Art Hurd ..... Maryland  
 26. T Walt Ashcraft ..... USC  
 27. T John Zanetti ..... John Carroll  
 28. B Bob Buckley ..... USC  
 29. B Pat Shires ..... Tennessee

30. B Bob Mathias ..... Stanford

## 1954

1. E Steve Mellinger (7) ..... Kentucky  
 2. C Jim Schrader (19) ..... Notre Dame  
 3. Choice to Los Angeles  
 4. B Ralph Felton (38) ..... Maryland  
 .... (from Green Bay)  
 .... Choice to Detroit  
 5. B Billy Wells (55) ..... Michigan State  
 6. C Bill McHenry (67) ..... Wash. & Lee  
 7. T Harry Jagielski (79) ..... Indiana  
 8. E Bill Marker (91) ..... West Virginia  
 9. T Jerry Minnick (103) ..... Nebraska  
 10. B Merrill Green (115) ..... Oklahoma  
 11. G Gene Wilson (127) ..... South Carolina  
 12. T Ben Dunkerly (139) ..... West Virginia  
 13. B Roger Dornburg (151) ..... Wisconsin  
 14. T Roger Nelson (163) ..... Oklahoma  
 15. T Hugh Merck (175) ..... South Carolina  
 16. E Gilmer Spring (187) ..... Texas  
 17. B Jerry Coody (199) ..... Baylor  
 18. C Walt Cudzak (211) ..... Purdue  
 19. B Jerry Witt (223) ..... Wisconsin  
 20. E Sam Morley (235) ..... Stanford  
 21. T John Cavaglieri (247) ..... N. Texas St.  
 22. B Max Schvelling (259) ..... Purdue  
 23. G Pete Carrieri (271) ..... Villanova  
 24. E Wil Renton (283) ..... Memphis State  
 25. G George Rosso (295) ..... Ohio State  
 26. B Dorsey Gibson (307) ..... Oklahoma St.  
 27. E Ken Yarborough (319) ..... N. Carolina  
 28. T Ron Hansen (331) ..... Minnesota  
 29. B Ted Kress (343) ..... Michigan  
 30. B Don Rondou (355) ..... Northwestern

## 1955

1. QB Ralph Guglielmi (3) ..... Notre Dame  
 2. Choice to Los Angeles  
 3. B Ray Perkins (27) ..... Syracuse  
 4. Choice to Detroit  
 5. T Don Glantz (51) ..... Nebraska  
 6. Choice to Chicago Bears  
 7. E Erik Christensen (75) ..... Richmond  
 .... G Ron Marciniak (79) ..... Kansas State  
 .... (from New York Giants)  
 8. C Johnny Allen (86) ..... Purdue  
 9. T John Miller (99) ..... Boston College  
 10. G Tom Louderback (110) ..... San Jose St.  
 11. B Larry Parker (123) ..... North Carolina  
 12. T John Barish (134) ..... Waynesburg  
 13. E Len Oniskey (147) ..... Cornell  
 14. T Tom Braatz (158) ..... Marquette  
 15. B Charley Horton (171) ..... Vanderbilt  
 16. B Hal Norris (182) ..... California  
 17. G Don Shea (195) ..... Georgia  
 18. B Don Bailey (206) ..... Penn State  
 19. E Bob Dee (219) ..... Holy Cross  
 20. T Ron Geyer (230) ..... Michigan  
 21. B Buck George (243) ..... Clemson  
 22. B Joe Boland (254) ..... G.W.  
 23. C Chick Donaldson (267) ..... W. Virginia  
 24. T Bob Ready (278) ..... Notre Dame  
 25. C Frank Radella (291) ..... Wyoming  
 26. G Walt Houston (302) ..... Purdue  
 27. B A.J. Baker ..... Utah  
 28. T Arch Cassidy (326) ..... Florida  
 29. E Bing Bordier (339) ..... USC  
 30. E Tom Petty (350) ..... Virginia Tech

## 1956

1. B Ed Vereb (11) ..... Maryland  
 2. E John Paluck (23) ..... Pittsburgh  
 3. B Fred Wyant (35) ..... West Virginia  
 4. T Fran Machinsky (40) ..... Ohio State

....(from Philadelphia)  
 ....Choice to Los Angeles Rams  
 5. B Gary Lowe (58).....Michigan State  
 6. Choice to Chicago Cardinals  
 7. B Donnie Caraway (82).....Houston  
 8. B Dick James (93).....Oregon  
 9. B Whitey Ruvriere (106).....Miami  
 10. Choice to Pittsburgh  
 11. G Tom Powell (130).....Colgate  
 12. B Gerry Planutis (140).....Michigan St.  
 ....(from New York Giants)  
 13. G Jerry Ward (154).....Dayton  
 14. B Pat Uebel (165).....Army  
 15. Choice to Chicago Cardinals  
 16. G Wells Gray (189).....Wisconsin  
 17. QB Eagle Day (202).....Mississippi  
 18. E Jim Pyburn (213).....Auburn  
 19. G Ray Lemek (226).....Notre Dame  
 20. B Vince Gonzales (237).....LSU  
 21. E Howard Schnellenger (250) Ky.  
 22. T George Nicula (261).....Notre Dame  
 23. B Don St. John (274).....Xavier  
 24. C Johnny Tatum (285).....Texas  
 25. G Franklin Brooks (298).....Ga. Tech  
 26. B Dave Burnham (309).....Wheaton  
 27. B Royce Flippin (322).....Princeton  
 28. B Billy Hicks (333).....Alabama  
 29. G Pat Bisceglia (346).....Notre Dame  
 30. G Buck Mystrom (356).....Michigan St.

### 1957

1. Don Bosseler (8).....Miami  
 2. E Joe Walton (20).....Pittsburgh  
 3. B Eddie Sutton (32).....North Carolina  
 4. B Jim Podoley (39).....Cent. Michigan  
 ....(from Pittsburgh)  
 5. Choice to Los Angeles  
 6. T J.T. Frankenberger (68).....Kentucky  
 7. T Wally Merz (80).....Colorado  
 8. E Paul Lopata (92).....Yale  
 9. G Galen Laack (104).....Pacific  
 10. B Don Dobrino (116).....Iowa  
 11. T Dick Foster (138).....Idaho  
 12. QB Wade Mitchell (140).....Ga. Tech  
 13. B Claude Austin (152).....G.W.  
 14. T George Rice (164).....Wofford  
 15. E Brad Bomba (176).....Indiana  
 16. B Joe Brodsky (188).....Florida  
 17. B Fred Brock (200).....Wheaton  
 18. G Ed Sakach (212).....G.W.  
 19. B John Bauer (224).....Villanova  
 20. E Buddy Frick (236).....South Carolina  
 21. B Sam Owen (248).....Georgia Tech  
 22. G Ed Voytek (260).....Purdue  
 23. G Al Viola (272).....NorthWestern  
 24. C Bob Jennings (284).....Furman  
 25. T Dick Sannels (296).....Catawba  
 26. B Paul Rotenberry (308).....Ga. Tech  
 27. T Ormand Anderson (320).....Ga. Tech  
 28. B Guy Martin (332).....Colgate  
 29. E George Benedict (344).....Springfield  
 30. B Art Luppino (356).....Arizona

### 1958

1. Choice to Los Angeles  
 2. B Mike Sommer (15).....G.W.  
 3. B Stan Flowers (27).....Georgia Tech  
 4. B Bill Anderson (30).....Tennessee  
 ....(from Philadelphia)  
 4. QB Dan Nolan (39).....Lehigh  
 5. QB Jim Van Pelt (53).....Michigan  
 6. B Dick Lynch (65).....Notre Dame  
 7. T Leon Bennett (77).....Boston College  
 8. E Buddy Payne (89).....North Carolina  
 9. C Frank Kuchta (101).....Notre Dame

10. T Ben Preston (113).....Auburn  
 11. T Darrell Dess (125).....N. Carolina St.  
 12. G Eddie Michaels (137).....Villanova  
 13. QB Ken Ford (149).....Hardin-Simmons  
 14. E Jack Faris (161).....Penn State  
 15. T Jack Davis (173).....Arizona  
 16. E Fred Polzer (185).....Virginia  
 17. T Fred Wilt (197).....Richmond  
 18. B Lennie King (209).....Connecticut  
 19. C Don Stephenson (221) Ga. Tech  
 20. E Lou Pelham (233).....Florida  
 21. G Jackie Simpson (245).....Mississippi  
 22. B Charley Sanders (257) W. Texas St.  
 23. E Ron Schomburger (269) Florida St.  
 24. E Rod Hanson.....Illinois  
 25. G John Groom (293).....TCU  
 26. G Frank Bloomquist (305).....Iowa  
 27. E Perry Gehring (317).....Minnesota  
 28. G Joe Biggs (329).....Hardin-Simmons  
 29. B Ed Coffin (341).....Syracuse  
 30. E Ted Smith (353).....Georgia Tech

### 1959

1. QB Don Allard (4).....Boston College  
 2. Choice to Los Angeles  
 3. T Emil Karas (28).....Dayton  
 4. E Jim Wood (40).....Oklahoma State  
 5. T Bob Wetoska (49).....Notre Dame  
 ....(from Green Bay)  
 ....Choice to Chicago Cardinals  
 6. T Jim McFalls (65).....VMI  
 7. T Don Lawrence (76).....Notre Dame  
 ....QB Mitch Ogieo (79).....Iowa  
 ....(from Pittsburgh)  
 ....E Jim Kenney (81).....Boston Univ.  
 ....(from Chicago Bears)  
 8. E Gene O'Pella (89).....Villanova  
 9. B Dick Haley (100).....Pittsburgh  
 10. B Ron Togh (113).....Notre Dame  
 11. G Gerry Marciniak (124).....Michigan  
 12. T Roger Wypyszynski (137).....St. Norbert  
 13. E Billy Shoemaker (148).....LSU  
 14. G Kurt Schwarz (161).....Maryland  
 15. E Fred Hood (172).....NE Oklahoma  
 16. T Dick Splain (185).....New Haven  
 17. G Jim Healy (196).....Holy Cross  
 18. QB Joe Kapp (209).....California  
 19. B Bobby Lauder (220).....Auburn  
 20. B Billy Brewer (233).....Mississippi  
 21. B Mel Reight (244).....West Virginia  
 22. E Art Gob (257).....Pittsburgh  
 23. B Clarence Alexander (268).....SE LA.  
 24. B George Darrah (281).....F & M  
 25. B Bob Sargent (292).....Colby  
 26. T Gene Grabosky (305).....Syracuse  
 27. B Norm Odyniec (316).....Notre Dame  
 28. B Bully Austin (329).....Rutgers  
 29. G Don Lockwood (340).....Tulane  
 30. B Jim Colclough (353).....Bstn. College

### 1960

1. QB Richie Lucas (4).....Penn State  
 2. Choice to San Francisco  
 ....HB Sam Homer (21).....VMI  
 ....(from Chicago Bears)  
 3. T Andy Stynchula (28).....Penn State  
 4. Choice to Philadelphia  
 ....G Vince Promoto (48).....Holy Cross  
 ....(from New York)  
 5. T Don Stallings (52).....North Carolina  
 6. E Dave Hudson (64).....Florida  
 7. Choice to Pittsburgh  
 8. G Earl Kohlhaas (87).....Penn State  
 ....(from Detroit)

9. E Dwight Bumgarner (100).....Duke  
 10. Choice to Baltimore  
 11. C Jim Elfrid (124).....Colorado State  
 12. HB Jim Crotty (136).....Notre Dame  
 13. E Bill Herron (148).....Texas  
 14. B Charley Milstead (160) Texas A&M  
 15. G Bernie Darne (172).....Tulane  
 16. B Joe Kulbacki (184).....Purdue  
 17. G Billy Roland (196).....Georgia  
 18. G John Lawrence (208) N. Carolina St.  
 19. E Ron Maltony (220).....Purdue  
 20. HB Jimmy Wolf (232) Panhandle St.

### 1961

1. QB Norm Snead.....Wake Forest  
 ....(from Dallas)  
 ....T Joe Rutgers.....Illinois  
 2. Choice to New York  
 3. Choice to St. Louis  
 ....B Jim Cunningham.....Pittsburgh  
 ....(from New York)  
 4. Choice to Los Angeles  
 5. Choice to Pittsburgh  
 6. B Joe Krakoski.....Illinois  
 ....(from Dallas)  
 ....T John O'Day.....Miami  
 7. B Jim Kerr.....Penn State  
 8. E Charley Barnes.....NE Louisiana  
 9. B Joel Arrington.....Duke  
 10. Choice to Cleveland  
 11. Riley Mattson.....Oregon  
 12. E Bob Coolbaugh.....Richmond  
 13. B Doug Emore.....Mississippi  
 14. B Doyle Schick.....Kansas  
 15. E Bob Jonson.....Michigan  
 16. T Ron Petty.....Louisville  
 17. B Joe Bellino.....Navy  
 18. E George Tolford.....Ohio State  
 19. E Rony Romeo.....Florida State  
 20. G Mike Ingram.....Ohio State

### 1962

1. B Ernie Davis.....Syracuse  
 2. B Joe Hernandez.....Arizona  
 3. E Bob Mitinger.....Penn State  
 4. T Billy Neighbors.....Alabama  
 5. Choice to Chicago  
 6. Choice to San Francisco  
 7. HB Bert Coan.....Kansas  
 8. FB Ron Hatcher.....Michigan State  
 9. E Dave Viti.....Boston University  
 10. G John Childress.....Arkansas  
 11. T Carl Palazzo.....Adams State  
 12. HB Terry Terrebonne.....Tulane  
 13. E Bill Whisler.....Iowa  
 14. HB Jim Costen.....South Carolina  
 15. T Len Velia.....Georgia  
 16. E Tommy Brooker.....Alabama  
 17. G Alan Miller.....Ohio University  
 18. B Carl Charon.....Michigan State  
 19. B Claude Crabb.....Colorado  
 20. QB Ed Tracygyier.....Florida State

### 1963

1. E Pat Richter.....Wisconsin  
 2. B Lonnie Sanders.....Michigan State  
 3. T Ron Snidow.....Oregon  
 4. Choice to San Francisco  
 5. Choice to Green Bay  
 6. T Charley Nickoson.....Ohio University  
 7. B Dave Francis.....Ohio State  
 8. Choice to Philadelphia  
 9. B Billy Joe.....Villanova  
 10. G Rod Foster.....Ohio State  
 11. E Allen Schau.....Western Michigan

12.C Bob Caldwell.....Georgia Tech  
 13.E John Greiner.....Purdue  
 14.B Tom Winingder.....Georgia Tech  
 15.LB Harry Butsko.....Maryland  
 16.G Dave Adams.....Arkansas  
 17.HB Ron Whaley...Tenn-Chattanooga  
 18.E Drew Roberts...Cal State-Humboldt  
 19.QB Jim Turner.....Utah State  
 20.T Joe Baughan.....Auburn

**1964**

1. HB Charley Taylor.....Arizona State  
 2. B Paul Krause.....Iowa  
 3. Choice to Los Angeles  
 4. Choice to Philadelphia  
 5. FB Jim Snowden.....Notre Dame  
 6. E Russ Brown.....Florida  
 7. QB Dick Shiner.....Maryland  
 8. Choice to San Francisco  
 9. C Len Hauss.....Georgia  
 10.LB Rick Leeson.....Pittsburgh  
 11.LB Gene Donaldson.....Purdue  
 12.T Bob Avolerin.....Tennessee  
 13.B Tom McDonal.....Notre Dame  
 14.B Ton Urbanik.....Penn State  
 15.T Dick Evers.....Colorado State  
 16.B Tommy Walters.....S. Mississippi  
 17.B Ozzie Clay.....Iowa State  
 18.G Bob Jones.....Nebraska  
 19.G John Seedborg.....Arizona State  
 20.B Fordon Guest.....Arkansas

**1965**

1. Choice to Chicago  
 2. T Bob Breitenstein.....Tulsa  
 3. B Kent McCloughan.....Nebraska  
 4. Choice to Baltimore  
 5. Choice to New York  
 6. Choice to Philadelphia  
 7. Choice to Chicago  
 8. G-LB Don Croftcheck.....Indiana  
 9. E Jerry Smith.....Arizona State  
 10.FB Bob Briggs.....Central State (OK)  
 11.G Willie Adams.....New Mexico State  
 12.T John Strommeyer.....Nebraska  
 13.HB Biff Bracy.....Duke  
 14.HB Dave Estrada.....Arizona State  
 15.B Ben Baldwin.....Vanderbilt  
 16.E Robert Reed.....Tennessee A&I  
 17.E Gary Hard.....Vanderbilt  
 18.LB Chris Hanburger...North Carolina  
 19.B Roosevelt Eliberte.....Iowa State  
 20.Choice to Baltimore

**1966**

1. K Charlie Gogolak.....Princeton  
 2. T Walter Barnes.....Nebraska  
 3. FB Tom Barrington.....Ohio State  
 4. DB Bill Clay.....Mississippi  
 5. T Dick Lemay.....Vanderbilt  
 6. Choice to Chicago  
 7. T Earl Yates.....Duke  
 8. Choice to Philadelphia  
 9. T George Patton.....Georgia  
 10. FB Stan Mitchell.....Tennessee  
 11.LB Jack Shinholser.....Florida State  
 12.FB Caesar Belsler...Arkansas-Monticello  
 11.FL Dick Reding...Northwestern St. (LA)  
 12.LB John Stipech.....Utah  
 13.C Heath Wingate.....Bowling Green  
 14.HB Jerry Lovelace.....Texas Tech  
 15.HB-K Hal Seymour.....Florida  
 16.HB Hal Wantland.....Tennessee  
 17.E Mitch Zalnasky.....Pittsburgh  
 18.HB Joe Burson.....Georgia

19.E Andre White.....Florida A&M  
 20.C John Kelly.....Florida A&M

**1967**

1. FB Ray McDonald (13).....Idaho  
 2. DT Spain Musgrove (39).....Utah State  
 3. DB Curg Belcher (64).....BYU  
 4. Choice to Green Bay  
 5. Choice to Houston through Dallas  
 6. T Don Bandy (135).....Tulsa  
 7. Choice to Philadelphia  
 8. Choice to Minnesota  
 9. QB-HB Bruce Matte (168).....Miami (OH)  
 10. Choice to Philadelphia  
 11. FL John Love (172).....N. Texas State  
 12. G-LB Larry Hendershot...Arizona St.  
 13. Choice to Atlanta  
 14. Choice to Minnesota  
 9. HB Pete Larsen (222).....Cornell  
 10.DT Tim Houlton (247).....St. Norbert  
 11. Choice to Chicago  
 12. DB Bruce Sullivan (250).....Illinois  
 11.C Bill Brown (275).....UTEP  
 12.E Ron Sepic (300).....Ohio State  
 13.LB Bob Rodwell (328).....E. Michigan  
 14.HB Andy Socha (353).....Marshall  
 15.G Ed Breeding (378).....Texas A&M  
 16.DB Alfredo Avila (406).....Sul Ross  
 17.T Lyle Baucom (431).....Cal St.-San Fran.

**1968**

1. DB Yazoo Smith (12).....Oregon  
 2. LB Tom Roussel (38) Southern Miss.  
 3. Choice to Cleveland  
 4. DT Dennis Crane (94).....USC  
 5. TE Ken Barefoot (113).....Virginia Tech  
 6. Choice to Atlanta  
 7. C Mike Bragg (117).....Richmond  
 8. Choice to Minnesota  
 6. G Willie Banks (149).....Alcorn State  
 7. RB Bob Brunet (176).....LSU  
 8. RB Brian Magnuson (203).....Montana  
 9. DB Frank Liberatore (230).....Clemson  
 10.Choice to Baltimore  
 11.DB Tom Garretson (284).....N. western  
 12.DT Dave Weedman (311).....W. Wash.  
 13.T Mike St. Louis (338).....Cent. Missouri  
 14.T Dave Zivich (365).....Cal-Santa Barb.  
 15.G Cogger Coverson(392).....Tx. Southern  
 16.RB Willie Turner (419).....Jackson St.  
 17.DT Frank Bosch (446).....Colorado

**1969**

1. Choice to Los Angeles  
 2. Choice to St. Louis  
 3. Choice to Philadelphia  
 4. Choice to Chicago  
 5. Choice to Baltimore  
 6. Choice to Philadelphia  
 7. Choice to New Orleans  
 8. Choice to Philadelphia  
 9. Choice to Philadelphia  
 10.Choice to Philadelphia  
 11.DT Eric Norri (269).....Notre Dame  
 12.DB Bob Shannon (295).....Tenn. St.  
 13.DB Mike Shook (322).....N. Texas St.  
 14.DT Rick Brand (347).....Virginia  
 15.T Paul Rogers (374).....Virginia  
 16.LB Mike Washington (399)Southern  
 17.DE Rich Dobbert (426).....Springfield

**1970**

1. Choice to San Francisco  
 2. DE Bill Brundige (43).....Colorado  
 3. Choice to St. Louis  
 4. Choice to Baltimore  
 5. Choice to Philadelphia  
 6. Choice to Philadelphia  
 7. Choice to Philadelphia  
 8. Choice to Philadelphia  
 9. Choice to Philadelphia  
 10.Choice to Green Bay  
 11.TE Mack Alston (277).....Maryland St.  
 12.LB James Kates (303).....Penn State  
 13.T Joe Patterson (339).....Lawrence  
 14.RB Tony Moro (355).....Dayton  
 15.C Vic Lewandowsky (381)Holy Cross  
 16.WR Steve Bushore (407)Emporia St.  
 17.DT Earl Maxfield (433).....Baylor

**1971**

1. Choice to Los Angeles  
 2. WR Cotton Speyrer (38).....Texas  
 3. Choice to Los Angeles  
 4. Choice to New Orleans  
 5. Choice to Green Bay  
 6. G Conway Hayman (141).....Delaware  
 7. DB Willie Germany (161).....Morgan St  
 8. Choice to New Orleans  
 9. DE Mike Fanucci (219).....Arizona St  
 10.RB Jesse Taylor (244).....Cincinnati  
 11.T George Starke (272).....Columbia  
 12.DB Jeff Severson (297).....Long Beach  
 13.C Dan Ryczek (322).....Virginia  
 14.DB Bill Bynum (349) W. New Mexico  
 15.LG Tony Christnovich (375).....Lacrosse  
 16.TB LL Glenn Tucker (500).....N. Texas St  
 17.Choice to New Orleans

**1972**

1. Choice to NY Jets  
 2. Choice to Baltimore  
 3. Choice to New England through LA  
 4. Choice to New Orleans through LA  
 5. Choice to Los Angeles  
 6. Choice to Los Angeles  
 7. Choice to NY Giants  
 8. RB Moses Denson (203) Maryland St  
 9. DE Steve Boekholder (229).....Drake  
 10.WR Mike Oldham (255).....Michigan  
 11.DB Jeff Welch (281).....Arkansas St  
 12.QB Don Bunce (307).....Stanford  
 13.WR Frank Grant (332).....S. Colorado  
 14.G Mike O'Quinn (365).....McNeese St  
 15.DE Carl Taibi (385).....Colorado  
 16.DB S. Higginbotham (411) Alabama  
 17.LB Kevin Clemente (437) Boston Co.

**1973**

1. Choice to San Diego through .....  
 2. Choice to Baltimore  
 3. Choice to New Orleans through NY  
 4. Choice to Buffalo  
 5. Choice to Buffalo  
 6. Choice to Buffalo  
 7. Choice to Buffalo  
 8. Choice to Buffalo  
 9. Choice to Buffalo  
 10.Choice to Buffalo  
 11.Choice to Buffalo  
 12.Choice to Buffalo  
 13.Choice to Buffalo  
 14.Choice to Buffalo  
 15.Choice to Buffalo  
 16.Choice to Buffalo  
 17.Choice to Buffalo  
 18.Choice to Buffalo  
 19.Choice to Buffalo  
 20.Choice to Buffalo

- Choice to Los Angeles
- Choice to NY Jets
- Choice to Buffalo
- Choice to New Orleans  
...TE Mike Hancock (193) ..Idaho State  
... (from Los Angeles)
- RB Rich Galbos (218) .....Ohio State  
... (from Baltimore)
- LB Eddie Sheats (233) .....Kansas
- DB Ken Stone (245) .....Vanderbilt  
... (from Los Angeles)
- Choice to Los Angeles
- G Ernie Webster (311) .....Pittsburgh
- DT Dennis Johnson (337) ..Delaware
- DB Herb Marshall (363) .....Cameron
- Choice to Los Angeles
- K Mike Wedman (415) .....Colorado
- RB Jeff Davis (441) .....Mars Hill

## 1974

- Choice to Chicago through Los Angeles
- Choice to San Francisco
- Choice to NY Jets
- Choice to Los Angeles
- Choice to New England through  
...N. Orleans
- TE Jon Keyworth (144) .....Colorado  
... (from Kansas City)
- Choice to New England  
...LB Mike Varty (180) ..Northwestern  
... (from Los Angeles)
- RB Darwin Robinson (196) ..Dakota St.  
...Choice to Buffalo
- DE Mark Sens (218) .....Colorado  
... (from New England)
- K Mike Flater (228) ..Colorado School  
... ..of Mines
- TE Jim Kennedy (233) .....Colorado St  
... (from Los Angeles)
- DB Johnny Vann (258) .....S. Dakota
- T Joe Miller (282) .....Villanova
- Choice to Baltimore
- LB Stu O'Dell (332) .....Indiana
- QB Don Van Galder (361) .....Utah
- Choice to San Diego
- RB Nate Anderson (411) .....E. Illinois
- Choice to Baltimore

## 1975

- Choice to San Diego
- Choice to Green Bay
- Choice to San Francisco
- Choice to Buffalo
- Choice to San Diego through LA  
...RB Mike Thomas (108) .....UNLV
- Choice to Cleveland  
...T Mark Doak (147) .....Nebraska  
... (from Denver)
- Choice to Chicago through St. Louis
- Choice to San Diego
- DE Dallas Hickman (228) ..California
- Choice to Miami
- DB Ardell Johnson (277) .....Nebraska  
... (from Denver)
- DE Jerry Hackenbruck (282) ..Ore. St  
...Choice to New England
- DB Morris McKie (344) ..N.Car. A&T
- LB Dave Benson (359) ..Weber State
- C Art Kuehn (384) .....UCLA
- G Dennis Pavelka (412) .....Nebraska
- DE Carl Taylor (437) .....Memphis St

## 1976

- Choice to Miami
- Choice to Detroit through San Diego
- Choice to New Orleans through San Diego
- Choice to Oakland through San Diego
- Choice to St. Louis  
...G Mike Hughes (148) .....Baylor  
... (from St. Louis)
- Choice to Kansas City  
...DB Tom Marvaso (179) .....Cincinnati  
... (from Los Angeles)
- Choice forfeited
- Choice to Buffalo through Atlanta  
...WR Bryan Fryer (234) .....Alberta  
... (selection voided)
- G Curtis Atkins (254) .....Hawaii
- LB Paul Strohmeyer (272) .....Wash.  
... (from Chicago)
- Choice to Miami
- DE Dean Gissler (308) .....Nebraska
- DB Walter Tullis (342) ..Delaware
- DB Waymon Britt (364) .....Michigan
- DB Quinn Buckner (393) .....Indiana  
... (selection voided)
- Choice to St. Louis  
...RB John Monroe (426) ..Bluefield St  
... (from St. Louis)
- Choice to Baltimore through  
...Baltimore and St. Louis
- DB Chuck Willis (476) .....Oregon

## 1977

- Choice to St. Louis
- Choice to Los Angeles through  
...San Diego
- Choice to San Diego
- DE Duncan McColl (97) .....Stanford  
... (from Miami)
- Choice to Kansas City
- Choice to Los Angeles
- Choice to Atlanta
- Choice to Oakland through Houston  
...and NY Giants  
...TE Reggie Haynes (198) .....UNLV  
... (from Los Angeles)
- Choice to Kansas City
- Choice to Atlanta  
...RB Mike Northington (246) ..Purdue  
... (from Los Angeles)
- RB James Sykes (273) .....Rice
- DB Don Harris (300) .....Rutgers
- DE Curtis Kirkland (327) .....Missouri

## 1978

- Choice to St. Louis
- Choice to Los Angeles
- Choice to Los Angeles
- Choice to Cleveland through LA
- Choice to Philadelphia
- Choice to New Orleans through  
...Houston  
...RB Tony Green (159) .....Florida  
... (from Minn. through San Francisco)
- Choice to Kansas City
- WR Walker Lee (202) North Carolina  
... (from San Francisco)
- Choice to Atlanta  
...LB Don Hover (219) ..Washington St  
... (from Los Angeles)
- QB John Hurley .....(243)  
Santa Clara

- DE Scott Hertenstein (270) ..Azusa Pacific
- DE Mike Williams (297) ..Texas A&M
- G Steve McCabe (324) .....Bowdoin

## 1979

- Choice to Cincinnati
- Choice to Oakland through St. Louis
- Choice to Baltimore through  
...Houston
- Choice to Philadelphia  
...TE Don Warren (103) ...San Diego St
- Choice to Cleveland
- Choice to Baltimore
- Choice to New England  
...LB Rich Milot (182) .....Penn State  
... (from Seattle)
- Choice to Miami
- WR Kris Haines (233) .....Notre Dame
- Choice to Kansas City
- LB Monte Coleman (289) .....Ark. St  
...WR Tony Hall (300) .....Knoxville  
... (from New England)
- Choice to Cleveland

## 1980

- WR Art Monk (18) .....Syracuse
- Choice to Los Angeles  
...DE Mat Mendenhall (55) .....BYU
- Choice to San Fran. through LA
- Choice to Tampa Bay
- Choice to Buffalo
- LB Farley Bell (155) .....Cincinnati
- G Melvin Jones (187) .....Houston
- Choice to Miami
- WR L. McCullough (241) .....Illinois
- RB Lewis Walker (268) .....Utah
- DE Mike Matocha (295) .....Txs -Arl.
- DE Marcene Emmett (327) .....N. Ala.

## 1981

- Choice to Los Angeles  
...T Mark May (20) .....Pittsburgh  
... (from Los Angeles)
- Choice to San Francisco
- Choice to Los Angeles  
...G Russ Grimm (69) .....Pittsburgh  
... (from Miami through Los Angeles)
- QB Tom Flick (90) .....Washington  
... (from Green Bay)
- Choice to Cleveland  
...DE Dexter Manley (119) .....Ok. St  
...G Gary Sayre (132) .....Cameron  
... (from Los Angeles)
- LB Larry Kubin (148) .....Penn State  
...Choice to Los Angeles
- WR Charlie Brown (201) .....S. Car. St
- G Darryl Grant (231) .....Rice
- QB Phil Kessel (257) .....N. Michigan  
...T Allan Kennedy (267) .....Wash. St  
... (from New England through  
...Cleveland)
- WR Jerry Hill (284) .....N. Alabama
- WR Clint Didier (314) .....Portland St

## 1982

- Choice to Baltimore through Los Angeles
- Choice to New Eng. through San Fran.
- DB Vernon Dean (49) ...San Diego St  
... (from San Diego through Los Angeles)
- WR Carl Powell (61) .....Jackson St

- ....(from Los Angeles)  
 4. DE Todd Liebenstein (99) .....UNLV  
 5. Choice to St. Louis  
 ....TE Michael Williams (133) ...Ala.A&M  
 ....(from Buffalo)  
 6. LB Lamont Jeffers (153) ..Tennessee  
 7. LB John Schachtner (180) ..N. Arizona  
 8. Choice to Cleveland  
 ....DT Ralph Warthen (223) ....G. Webb  
 ....(from San Fran. through New Orleans)  
 9. DB Ken Coffey (226) ....SW Texas St  
 ....(from New Orleans)  
 ....DT Randy Trautman (238) ...Boise St  
 10. DE Harold Smith (254) ..Kentucky St  
 ....(from New Orleans)  
 ....DB Terry Daniels (265) ....Tennessee  
 11. K Dan Miller (281) .....Miami  
 ....(from Miami)  
 ....QB Bob Holly (291) .....Princeton  
 12. T Don Laster (309) .....Tennessee St  
 ....(from New Orleans)  
 ....LB Jeff Goff (322) .....Arkansas

**1983**

1. DB Darrell Green (28) .....Texas A&I  
 2. RB Richard Williams (56) ..Memphis St  
 3. DE Charles Mann (84) .....Nevada  
 4. Choice to Buffalo through New Or.  
 5. Choice to Pittsburgh  
 6. T Bob Winckler (166) .....Wisconsin  
 ....(from LA Raiders)  
 ....QB Babe Laufenberg (168) .....Indiana  
 7. RB Kelvin Bryant (196) ..N. Carolina  
 8. T Todd Hallstrom (224) .....Minnesota  
 9. RB Marcus Gilbert (251) .....TCU  
 10. LB Geff Gandy (279) .....Baylor  
 11. Choice to San Diego  
 12. Choice to NY Giants

**1984**

1. Choice to NY Giants  
 2. DT Bob Slater (31) .....Oklahoma  
 ....(from NY Giants)  
 ....DE Steve Hamilton (55) ..E. Carolina  
 3. QB Jay Schroeder (83) .....UCLA  
 4. RB Jimmy Smith (102) .....Elon  
 ....(from LA Rams through Houston)  
 ....Choice to Pittsburgh  
 5. LB Jeff Pegues (125) ..East Carolina  
 ....(from Chicago through San Diego,  
 ....Seattle and NY Giants)  
 ....Choice to San Fran. through LA  
 ....Raiders)  
 6. T Curt Singer (167) .....Tennessee  
 7. WR Mark Smith (195) .....N. Carolina  
 8. DB Jeff Smith (223) .....Missouri  
 9. Choice to New England  
 10. RB Keith Griffin (279) .....Miami  
 11. TE Anthony Jones (306) ..Wichita St  
 12. WR Curtland Thomas (335) ..Missouri

**1985**

1. Choice to New Orleans  
 2. DB Tory Nixon (33) .....San Diego St  
 ....(from Atlanta)  
 ....Choice to St. Louis through Atlanta  
 3. Choice to Raiders through Houston  
 4. Choice to LA Raiders  
 5. RB Raphael Cherry (122) .....Hawaii  
 ....(from New Orleans)  
 ....Choice to Pittsburgh  
 6. TE Danzell Lee (163) .....Lamar  
 7. RB Jamie Harris (177) ..Oklahoma St  
 ....(from Philadelphia)

- ....RB Lionel Vital (185) .....Nicholls St  
 ....(from St. Louis through Kansas  
 ....City)  
 ....Choice to LA Raiders through NE  
 8. DB Barry Wilburn (219) ..Mississippi  
 9. G Mitch Geier (247) .....Troy State  
 10. RB Terry Orr (263) .....Texas  
 ....(from New Orleans)  
 ....Choice to LA Raiders  
 11. G Raleigh McKenzie (290) ..Tennessee  
 ....(from New Orleans)  
 ....DB Garry Kimble (304) ..Sam Hstrn. St  
 12. DT Dean Hamel (309) .....Tulsa  
 ....(from Buffalo)  
 ....LB Bryan Winn (331) .....Houston

**1986**

1. Choice to Atlanta  
 2. DE Markus Koch (30) ....Boise State  
 ....(from Atlanta)  
 ....WR Walter Murray (45) .....Hawaii  
 ....(from San Francisco)  
 ....Choice to Phila. through LA Raiders  
 3. DB Alvin Walton (75) .....Kansas  
 4. Choice to San Fran. through LA  
 ....Rams  
 5. LB Ravin Caldwell (113) ....Arkansas  
 ....(from Atlanta)  
 ....Choice to Philadelphia through  
 ....Atlanta  
 6. QB Mark Rypien (146) .....Wash. St  
 ....(from Kansas City)  
 ....G Jim Huddleston (156) .....Virginia  
 ....(from San Francisco)  
 ....Choice to Atlanta  
 7. RB Rick Badanjek (186) .....Maryland  
 8. LB Kurt Gouveia (213) .....BYU  
 9. DB Wayne Asberry (239) ..Texas A&M  
 10. Choice to San Francisco  
 11. RB Kenny Fells (297) ..Henderson St  
 12. WR Eric Yarber (323) .....Idaho

**1987**

1. Choice to San Francisco  
 2. DB Brian Davis (30) .....Nebraska  
 ....(from Indianapolis)  
 ....T Wally Kleine (48) .....Notre Dame  
 ....(from NY Jets through LA Raiders)  
 ....Choice to LA Raiders  
 3. Choice to Raiders through New  
 ....England  
 4. Choice to Buffalo  
 5. RB Timmy Smith (117) ..Texas Tech  
 ....(from Buffalo)  
 ....Choice to Tampa Bay  
 6. DB Steve Gage (144) .....Tulsa  
 ....(from Buffalo)  
 ....T Ed Simmons (164) ..E. Washington  
 7. DB Johnny Thomas (192) .....Baylor  
 8. DB Clarence Vaughn (219) ..N. Illinois  
 9. RB Alfred Jenkins (248) .....Arizona  
 10. WR Ted Wilson (274) ..Central Florida  
 11. WR Laron Brown (304) .....Texas  
 12. C Ray Hitchcock (331) .....Minnesota

**1988**

1. Choice to Chicago  
 2. K Chip Lohnmiller (55) .....Minnesota  
 3. KR Mike Oliphant (66) ..Puget Sound  
 ....(from LA Rams)  
 ....Choice to LA Rams  
 4. RB Jamie Morris (109) .....Michigan  
 5. DB Carl Mims (127) ....Sam Hstrn. St  
 ....(from New England)  
 ....Choice to LA Rams

6. QB Stan Humphries (159)  
 ....NE Louisiana  
 ....(from Indianapolis)  
 ....Choice to LA Rams  
 7. DB Harold Hicks (193) ..San Diego St  
 8. RB Darryl McGill (221) ..Wake Forest  
 9. LB Blake Peterson (249) .....Mesa Co.  
 10. T Hemy Brown (277) .....Ohio State  
 11. DE Curt Koch (305) .....Colorado  
 12. P Wayne Ross (315) .....San Diego St  
 ....(from LA Rams)  
 ....Choice to LA Rams

**1989**


1. Choice to Chicago  
 2. Choice to Dallas through LA Raiders  
 3. DT Rucker (66) .....Auburn  
 4. Choice to New England  
 5. WR Erik Affholter (110) .....USC  
 ....(from Chicago through LA Raiders)  
 ....Choice to Green Bay  
 ....DB Tim Smiley (129) .....Arkansas St  
 ....(from Indianapolis)  
 ....DE Lybrant Robinson (139) ..Del. St  
 ....(from San Fran. through LA  
 ....Raiders)  
 6. DB AJ Johnson (149) .....SW Texas St  
 7. LB Kevin Hendrix (179) ..S. Carolina  
 8. Choice to Green Bay  
 9. TE Charles Darrington (233) .....Ky  
 10. C Mark Schlereth (263) .....Idaho  
 11. Choice to Tampa Bay through LA  
 ....Rams  
 12. TE Jimmy Johnson (316) .....Howard  
 ....(from San Diego)  
 ....RB Joe Mickles (317) .....Mississippi

**1990**

1. Choice to Atlanta  
 2. LB Andre Collins (46) .....Penn State  
 3. G Moe Elewonibi (76) .....BYU  
 4. QB Cary Conklin (86) .....Washington  
 ....Choice to Indianapolis  
 ....DB Rico Labbe (109) ..Boston College  
 ....(from San Fran. through LA  
 ....Raiders)  
 5. RB Brian Mitchell (130) ..SW Louisiana  
 6. DT Kent Wells (160) .....Nebraska  
 7. Choice to San Diego  
 8. Choice to Indianapolis  
 9. G Tim Moxley (243) .....Ohio State  
 10. DB D'Juan Francisco (262) .....N.D.  
 ....(from Miami)  
 ....DT Thomas Rayam (270) .....Alabama  
 11. LB Jon Leverenz .....(297)  
 Minnesota  
 12. Choice to San Diego

**1991**

1. DT Bobby Wilson (17) .....Michigan St.  
 ....(from Houston through NE and  
 ....Dallas)  
 ....Choice to Dallas  
 2. Choice to San Diego  
 3. RB Ricky Ervins (76) .....USC  
 4. Choice to Pittsburgh  
 5. Choice to Dallas  
 6. TE Dennis Ransom (159) ..Texas A&M  
 7. WR Keith Cash (188) .....Texas  
 8. DB Jimmy Spencer (215) .....Florida  
 9. DB Charles Bell (243) .....Baylor  
 10. P Chris Shale (270) .....Bowling Green  
 11. S David Gulledge (299) .....Jack. St  
 12. WR Keenan McCardell (326) .....UNLV



Owner Daniel Snyder, 2002 first-round selection Patrick Ramsey, and Coach Steve Spurrier

### 1992

1. WR Desmond Howard (4) ..Michigan  
....(from Cincinnati)  
....Choice to Cincinnati
2. DE Shane Collins (47) .....Arizona St  
....(from Kansas City through Dallas)  
....Choice to Detroit through Dallas
3. G Paul Siever (74) .....Penn State  
....(from Kansas City through Dallas)  
....Choice to Cincinnati
4. QB Chris Hake (112) William & Mary  
Choice to San Diego
6. TE Ray Rowe (168) .....San Diego St
7. DB Calvin Holmes (196) .....USC
8. G Darryl Moore (224) .....UTEP
9. LB Boone Powell (252) .....Texas
10. LB Tony Barker (280) .....Rice
11. WR Terry Smith (308) .....Penn State
12. C Matt Elliott (336) .....Michigan

### 1993

1. DB Tom Carter (17) .....Notre Dame
2. RB Reggie Brooks (45) ..Notre Dame
3. LB Rick Hamilton (71) .....Central Fl  
....P Ed Bunn (80) .....UTEP  
....(from San Diego)
4. DE Sterling Palmer (101) ..Florida St
5. C Greg Huntington (128) Penn State
6. DB Darryl Morrison (155) .....Arizona  
....TE Frank Wycheck (160) .....Maryland  
....(from Minnesota)
7. Choice to Pittsburgh
8. LB Lamont Hollinquest (212) .....USC

### 1994

1. QB Heath Shuler (3) .....Tennessee
2. T Tré Johnson (31) .....Temple
3. WR Tydus Winans (67) ..Fresno State  
....G Joe Patton (97) .....Alabama A&M
4. TE Kurt Haws (105) .....Utah
5. Choice to Minnesota
6. DE Dexter Frottag (163) .....Fl A&M
7. QB Gus Frotte (197) .....Tulsa

### 1995

1. WR Michael Westbrook(4) ..Colorado  
....C Cory Raymer (37) .....Wisconsin
3. CB Darryl Pounds (68) Nicholls State
4. RB Larry Jones (103) .....Miami
5. TE Jamie Asher (137) .....Louisville

- ....DE Rich Owens (152) .....Lehigh
6. T Brian Thure (176) .....California
7. CB Scott Turner (226) .....Illinois

### 1996

1. Choice to St. Louis (Sean Gilbert)  
....T Andre Johnson (30) .....Penn State  
....Choice to Dallas
3. Choice to Dallas
4. RB Stephen Davis (102) .....Auburn
5. S Leomont Evans (138) .....Clemson
6. DE Kelvin Kinney (174) .....Virginia St
7. LB Jeremy Asher (215) .....Oregon  
....WR Deandre Maxwell (250)  
....San Diego St.

### 1997

1. DE Kenard Lang (17) .....Miami
2. LB Greg Jones (51) .....Colorado
3. LB Derek Smith (80) ..Arizona State
4. WR Albert Connell (115) Texas A&M
5. S Jamel Williams (132) .....Nebraska  
....CB Keith Thibodeaux (140) .....  
....NW Louisiana  
....LB Twan Russell (148) .....Miami  
....G Brad Badger (162) .....Stanford

### 1998

1. Choice to Cincinnati (Dan Wilkinson)
2. TE Stephen Alexander(48) .....OK.
3. RB Skip Hicks (69) .....UCLA  
....(from New Orleans)
4. LB Shawn Barber (113) .....Richmond  
....(from Detroit through Oakland)
5. C Mark Fischer (140) .....Purdue
6. WR Pat Palmer .....  
(170)Northwestern St.
7. CB David Terrell (191) .....UTEP  
....(from Oakland)  
....LB Antwaune Ponds .(206)Syracuse

### 1999

1. CB Champ Bailey (7) .....Georgia  
....(from Chicago)  
....Choice to Minnesota (Brad .....  
....Johnson)
2. T Jon Jansen (37) .....Michigan  
....(from Chicago)

- ....Choice to Oakland through Chicago
3. Choice to Pittsburgh through .....  
....Minnesota
4. Choice to Chicago  
....LB Nate Stimson (107) Georgia Tech  
....(from New Orleans)
5. Choice to Chicago  
....T Derek Smith (165) ..Virginia Tech  
....(from Denver)
6. K Jeff Hall (181) .....Tennessee
7. WR Tim Alexander (217) ..Oregon St

### 2000

1. LB LaVar Arrington(2) .....Penn State
1. OL Chris Samuels (3) .....Alabama
3. DB Lloyd Harrison (64) .....NC State
4. OL Michael Moore (129) Troy St (AL)
5. DB Quincy Sanders (155) .....UNLV
6. QB Todd Husak (202) .....Stanford
7. DL Del Cowsette (216) .....Maryland
7. WR Ethan Howell (250) .....Ok. St.

### 2001

1. WR Rod Gardner (15) .....Clemson
2. CB Fred Smoot (45) ..Mississippi St
3. Choice to Kansas City
4. QB Sage Rosenfels (109) ..Iowa St
5. Choice to St. Louis
5. WR Darnerien McCants (154)  
Delaware St.  
(from Denver through St. Louis)
6. Choice to Miami
6. DT Mario Monds (186) ..Cincinnati  
(from St. Louis)
7. Choice to Atlanta through Denver

### 2002

1. QB Patrick Ramsey (32) .....Tulane
2. RB Ladell Betts (56) .....Iowa
3. CB Rashad Bauman (79) .....Oregon
3. WR Cliff Russell (87) .....Utah
5. CB/S Andre Lott (159) ..Tennessee
5. TE Robert Royal (160) .....LSU
6. OT Reggie Coleman .....Tennessee
7. LS Jeff Grau (230) .....UCLA  
....(from Greg Scott ..... Hampton
7. FB Rock Cartwright (257) ..Kan. St



## First Picks ('36-'02)

Year	Rd	Pos	Player		Year	Rd	Pos	Player	
1936	1	QB	Riley Smith	Alabama	1970	2	DE	Bill Brundige	Colorado
1937	1	QB	Sammy Baugh	TCU	1971	2	WR	Cotton Speyrer	Texas
1938	1	B	Andy Farkas	Detroit	1972	8	RB	Moses Denson	Maryland
1939	1	T	I.B. Hale	TCU	1973	5	G	Charles Cantrell	Lamar
1940	1	B	Ed Boell	NYU	1974	6	TE	Jon Keyworth	Colorado
1941	1	B	Forrest Evashevski	Michigan	1975	5	RB	Mike Thomas	UNLV
1942	1	B	Ordan Sanders	Texas	1976	5	T	Mike Hughes	Baylor
1943	1	B	Jack Jenkins	Missouri	1977	4	DE	Duncan McColl	Stanford
1944	1	B	Mike Micka	Colgate	1978	6	RB	Tony Green	Florida
1945	1	B	Jim Hardy	USC	1979	4	TE	Don Warren	San Diego State
1946	1	B	Cal Ross	UCLA	1980	1	WR	Art Monk	Syracuse
1947	1	B	Cal Rossi	UCLA	1981	1	T	Mark May	Pittsburgh
1948	1	B	Harry Gilmer	Alabama	1982	2	CB	Vernon Dean	San Diego State
1949	1	FB	Rob Goode	Texas A&M	1983	1	CB	Darrell Green	Texas A&I
1950	1	HB	George Thomas	Oklahoma	1984	2	DT	Bob Slater	Oklahoma
1951	1	FB	Leon Heath	Oklahoma	1985	2	CB	Tory Nixon	San Diego State
1952	1	QB	Larry Isbell	Baylor	1986	2	DE	Markus Koch	Boise State
1953	1	QB	Jack Scarbath	Maryland	1987	2	CB	Brian Davis	Nebraska
1954	1	TE	Steve Melinge	Kentucky	1988	2	K	Chip Lohmiller	Minnesota
1955	1	QB	Ralph Guglielmi	Notre Dame	1989	3	DT	Tracy Rucker	Auburn
1956	1	RB	Ed Vereb	Maryland	1990	2	LB	Andre Collins	Penn State
1957	1	FB	Don Bosseler	Miami	1991	1	DT	Bobby Wilson	Michigan State
1958	2	RB	Mike Sommer	G. Washington	1992	1	WR	Desmond Howard	Michigan
1959	1	QB	Don Allard	Boston College	1993	1	CB	Tom Carter	Notre Dame
1960	1	QB	Richie Lucas	Penn State	1994	1	QB	Heath Shuler	Tennessee
1961	1	QB	Norman Snead	Wake Forest	1995	1	WR	Michael Westbrook	Colorado
1962	1	RB	Ernie Davis	Syracuse	1996	1	T	Andre Johnson	Penn State
1963	1	TE	Pat Richter	Wisconsin	1997	1	DE	Kenard Lang	Miami
1964	1	RB	Charley Taylor	Arizona State	1998	2	TE	Stephen Alexander	Oklahoma
1965	2	T	Bob Breitenstein	Tulsa	1999	1	CB	Champ Bailey	Georgia
1966	1	K	Charlie Gogotak	Princeton	2000	1	LB	LaVar Arrington	Penn State
1967	1	FB	Ray McDonald	Idaho	2001	1	WR	Rod Gardner	Clemson
1968	1	DB	Jim Smith	Oregon	2002	1	QB	Patrick Ramsey	Tulane
1969	2	DB	Eugene Epps	UTEP					

## All-Time Coaching Records

Head Coach	Regular Season				Playoffs			Yrs.
	W	L	T	Pct.	W	L		
Lud Wray	4	4	2	.500	0	0		1932
Lone Star Dietz	11	11	2	.500	0	0		1933-34
Eddie Casey	2	8	1	.227	0	0		1935
Ray Flaherty	54	21	3	.712	2	2		1936-42
Arthur "Dutch" Bergman	6	3	1	.650	1	1		1943
Dud DeGroot	14	5	1	.725	0	1		1944-45
A.G. "Turk" Edwards	16	18	1	.471	0	0		1946-48
John Whelchel	3	3	1	.500	0	0		1949
Herman Ball	4	16	0	.200	0	0		1949-51
Dick Todd	5	4	0	.556	0	0		1951
Earl "Curly" Lambeau	10	13	1	.438	0	0		1952-53
Joe Kuharich	26	32	2	.450	0	0		1954-58
Mike Nixon	4	18	2	.208	0	0		1959-60
Bill McPeak	21	46	3	.321	0	0		1961-65
Otto Graham	17	22	3	.440	0	0		1966-68
Vince Lombardi	7	5	2	.571	0	0		1969
Bill Austin	6	8	0	.429	0	0		1970
George Allen	67	30	1	.689	2	5		1971-77
Jack Pardee	24	24	0	.500	0	0		1978-80
Joe Gibbs	124	60	0	.674	16	5		1981-92
Richie Petitbon	4	12	0	.250	0	0		1993
Norv Turner	49	59	1	.450	1	1		1994-00
Terry Robiskie	1	2	0	.333	0	0	2000 (interim)	
Marty Schottenheimer	8	8	0	.500	0	0		2001
<b>Total</b>	<b>487</b>	<b>432</b>	<b>27</b>	<b>.530</b>	<b>22</b>	<b>15</b>		<b>1932-2001</b>

# All-Time Assistant Coaches

## A

Aldrich, Charles "Ki" . . . . .1947  
 Arapoff, Jason . . . . .1992-00  
 Arnsparger, Bill . . . . .2001  
 Austin, Bill . . . . .1969-70, 1973-77

## B

Baker, Ray . . . . .1937-39  
 Ball, Herman . . . . .1952-54  
 Bass, Marvin . . . . .1952  
 Banker, Chuck . . . . .1987-88  
 Bielski, Dick . . . . .1973-76  
 Bowser, Bob . . . . .1978-80  
 Breaux, Don . . . . .1981-93  
 Bugel, Joe . . . . .1981-89  
 Burns, Jack . . . . .1989-91

## C

Cabrelli, Larry . . . . .1951  
 Callahan, Ray . . . . .1978-80  
 Cameron, Cam . . . . .1994-96  
 Carpenter, Ken . . . . .1968  
 Carpenter, Lew . . . . .1969-70  
 Carmichael Jr., Pete . . . . .2001  
 Carter, Rubin . . . . .1999-00  
 Cherundolo, Charles . . . . .1964-65

## D

DePaul, Bobby . . . . .1989-93  
 Dange, Joe . . . . .1987  
 Dickson, George . . . . .1969-70, 1978-80  
 Doll, Don . . . . .1966-70  
 Dowhower, Rod . . . . .1990-93  
 Dowler, Boyd . . . . .1971-72  
 Dudley, Bill . . . . .1953  
 Dunn, John . . . . .1984-86

## E

Edwards, Glenn "Turk" . . . . .1940-45, 1949  
 Evans, Dick . . . . .1955-58

## F

Fazio, Foge . . . . .2000  
 FitzGerald, Jeff . . . . .1998-99  
 Flaherty, Pat . . . . .2000

## G

Gibron, Abe . . . . .1960-64  
 Grimm, Russ . . . . .1992-00

## H

Haluchak, Mike . . . . .1994-96  
 Hanifan, Jim . . . . .1990-96  
 Hayes, Tom . . . . .1995-99  
 Hawkins, Ralph . . . . .1972-77  
 Hefferle, Ernie . . . . .1959  
 Henning, Dan . . . . .1981-82, 1987-88  
 Hickman, Bill . . . . .1973-77, 1981-88  
 Hilton, John . . . . .1978-80  
 Hilyer, Jim . . . . .1975-76  
 Holmes, Jerry . . . . .2001  
 Horton, Ray . . . . .1994-96  
 Huff, Sam . . . . .1969-70  
 Hughes, Ed . . . . .1964-67

## J

Jackson, Bobby . . . . .1994-99  
 Jackson, Hue . . . . .2001

## K

Karmelowicz, Bob . . . . .1994-96  
 Kilroy, Frank . . . . .1962-64  
 Kuharich, Joe . . . . .1954

## L

Lanham, Paul . . . . .1973-77, 1987-88  
 Leggett, Earl . . . . .1997-99  
 Levy, Marv . . . . .1971-72  
 Lindsey, Dale . . . . .1997-98  
 Lynn, Ron . . . . .1994-96

## M

Mann, Richard . . . . .2001  
 Manusky, Greg . . . . .2001  
 Marchibroda, Ted . . . . .1961-65, 1971-74  
 Martz, Mike . . . . .1997-98  
 Mathews, Ray . . . . .1968  
 Matuszak, Marv . . . . .1977  
 McCormack, Mike . . . . .1966-72  
 McCulley, Pete . . . . .1977  
 McDaniel, LeCharles . . . . .1997-00  
 McPeak, Bill . . . . .1959  
 Mee, Kirk . . . . .1974-77  
 Meeks, Ron . . . . .2000  
 Millner, Wayne . . . . .1946-48, 1954  
 Moore, Wilber . . . . .1947-50

## N

Neri, Jerry . . . . .1952  
 Nixon, Mike . . . . .1954-58  
 Nolan, Mike . . . . .1997-99

## O

O'Connor, Fred . . . . .1979-80  
 Olivadotti, Kirk . . . . .1999-01  
 Olson, Rich . . . . .1999-00

## P

Pardee, Jack . . . . .1973  
 Peccatiello, Larry . . . . .1981-93  
 Petitbon, Richie . . . . .1978-92  
 Pendry, Joe . . . . .2001  
 Pope, Michael . . . . .1997-99

## R

Raines, Frank . . . . .1988-89  
 Raye, Jimmy . . . . .2001  
 Reed, Max . . . . .1950  
 Renfro, Ray . . . . .1966-67  
 Rhodes, Ray . . . . .2000  
 Rhome, Jerry . . . . .1983-87  
 Riley, Dan . . . . .1982-99  
 Robiskie, Terry . . . . .1994-00  
 Rodriguez, Pete . . . . .1994-97

## S

Scarry, Mike . . . . .1966-68  
 Schottenheimer, Brian . . . . .2001  
 Schottenheimer, Kurt . . . . .2001



Schiotz, Matt	.....2001
Sevier, Wayne	.....1981-86, 1989-93
Sidwell, Ed	.....1997-99
Siemerling, Larry	.....1953
Simmons, Warren "Rennie"	.....1981-93
Sparano, Jim	.....2001
Speros, Jim	.....1982-83
Sullivan, Joe	.....1971-72
Stautner, Ernie	.....1965
Stock, Mike	.....2001
Svare, Harland	.....1969-70

**T**

Taylor, Charley	.....1981-93
Temerario, Tim	.....1960-65
Tereshinski, Joe	.....1955-59
Thomas, Emmitt	.....1986-94
Todd, Dick	.....1951
Torgeson, Torgy	.....1959-61, 1971-77, 1981-93

Trgovac, Mike	.....2000-01
Tuttle, Orville	.....1951

**U**

Urich, Richard "Doc"	.....1978-80
----------------------	--------------

**V**

Verduzco, Jason	.....2000
-----------------	-----------

**W**

Waller, Charlie	.....1972-77
Walton, Frank	.....1948
Walton, Joe	.....1974-80
Wetzel, Steve	.....1990-91
Wilson, George	.....1965
Wilson, Kirby	.....2000
Willsey, Ray	.....1962-63
Winner, Charley	.....1971-72



Joe Gibbs



George Allen



Ray Flaherty

## History of the NFL

**Sept. 17, 1920**

Chicago Cardinals and Decatur (Ill.) Staley's.

**Aug. 27, 1921**

Green Bay Packers.

**Jan. 28, 1922**

Decatur Staley's transferred to Chicago Bears.

**Aug. 1, 1925**

New York Giants: Detroit (withdrew July 27, 1927); reinstated Aug. 12, 1928; inactive July 12, 1930; Portsmouth franchise moved to Detroit June 30, 1934.

**July 8, 1932**

Inactive Boston franchise transferred to syndicate headed by George Preston Marshall, named Boston Braves, changed to Redskins in 1933.

**July 8, 1933**

Pittsburgh Steelers.

**July 9, 1933**

Philadelphia Eagles (Bert Bell awarded franchise forfeited by Frankford Yellow jackets).

**Feb. 12, 1937**

Cleveland Rams (suspended operation for one season April 6, 1943; resumed operations April 19, 1944).

**Feb. 13, 1937**

Boston Redskins franchise moves to Washington.

<b>April 19, 1944</b>	Boston Yanks (merged with Brooklyn Tigers April 10, 1945; NFL cancels Boston franchise and awards franchise to Ted Collins as the New York Bulldogs, later the Yanks Jan. 21, 1949; League purchases assets of Yanks, awards franchise to Dallas Texans Jan. 19, 1952; franchise transferred to Baltimore Jan. 23, 1953). Cleveland Rams transferred to Los Angeles Rams.
<b>Jan. 12, 1946</b>	
<b>Dec. 9, 1949</b>	Baltimore Colts, Cleveland Browns, San Francisco 49ers join the NFL from the AAC. Baltimore disbanded following 1950 season.
<b>Jan. 23, 1953</b>	Baltimore (See Boston Yanks above, April 19, 1944).
<b>Aug. 14, 1959</b>	AFL organization meeting; New York, Dallas, Denver, Los Angeles, Minneapolis, Houston.
<b>Nov. 22, 1959</b>	Buffalo Bills admitted to AFL.
<b>Jan. 27, 1960</b>	Boston Patriots admitted to AFL.
<b>Jan. 28, 1960</b>	Minneapolis withdraws from AFL. Dallas Cowboys awarded NFL franchise for 1960; Minnesota Vikings awarded NFL franchise for 1961.
<b>Jan. 30, 1960</b>	Oakland Raiders admitted to AFL.
<b>March 13, 1960</b>	Chicago Cardinals franchise moves to St. Louis.
<b>Feb. 10, 1961</b>	AFL Los Angeles Chargers transferred to San Diego.
<b>Feb. 8, 1963</b>	AFL Dallas Texans transferred to Kansas City Chiefs.
<b>June 30, 1965</b>	Atlanta Falcons awarded NFL franchise for 1968.
<b>Aug. 16, 1965</b>	Miami Dolphins awarded AFL franchise for 1966.
<b>June 3, 1966</b>	NFL and AFL agree to form combined league of 24 teams under title of NFL, with regular season competition to begin in 1970. Pre-season games and the Super Bowl to begin in 1967. Pete Rozelle named commissioner.
<b>Nov. 1, 1966</b>	New Orleans Saints awarded NFL franchise for 1967.
<b>May 24, 1967</b>	Cincinnati Bengals awarded AFL franchise for 1968.
<b>May 17, 1970</b>	Baltimore, Cleveland, and Pittsburgh agree to move to AFC, while remaining NFL teams form NFC.
<b>April 24, 1974</b>	Tampa Bay Buccaneers awarded NFL franchise for 1976.
<b>June 4, 1974</b>	Seattle Seahawks awarded NFL franchise for 1976.
<b>May 7, 1982</b>	Oakland Raiders franchise moves to Los Angeles.
<b>March 28, 1984</b>	Baltimore Colts franchise moves to Indianapolis.
<b>March 24, 1988</b>	St. Louis Cardinals franchise moves to Phoenix.
<b>October 26, 1993</b>	Carolina Panthers awarded NFL franchise.
<b>November 30, 1993</b>	Jacksonville Jaguars awarded NFL franchise.
<b>January 18, 1995</b>	Los Angeles Rams franchise moves to St. Louis.
<b>June 23, 1995</b>	Los Angeles Raiders franchise moves to Oakland.
<b>February, 1996</b>	Cleveland Browns franchise moves to Baltimore.
<b>September 12, 1999</b>	Cleveland Browns franchise begins play.
<b>October, 1999</b>	Houston awarded franchise. Annonce Texans name September 6, 2001.
<b>May 22, 2001</b>	NFL Owners vote unanimously for realignment in 2002.

## Hall of Fame Redskins

Since the Hall of Fame opened its doors in Canton, Ohio on September 7, 1963, 180 NFL players/coaches/administrators have been inducted for enshrinement into the Hall of Fame. The 21 Redskins enshrined in the Hall are the fifth most of any team.



**Wayne Millner**



**Sammy Baugh**



**Bobby Mitchell**



**Sam Huff**

- George Allen ..... Coach ..... 1971-77 ..... Inducted in 2002 (Michigan)
- Cliff Battles ..... RB ..... 1932-37 ..... Inducted in 1968 (W. Virginia Wesleyan)
- Sammy Baugh ..... QB ..... 1937-52 ..... Charter Member in 1963 (TCU)
- Bill Dudley ..... RB ..... 1950-51, 53 ..... Inducted in 1966 (Virginia)
- Turk Edwards ..... T ..... 1932-40 ..... Inducted in 1969 (Washington State)
- Ray Flaherty ..... Coach ..... 1937-42 ..... Inducted in 1976 (Gonzaga)
- Joe Gibbs ..... Coach ..... 1981-92 ..... Inducted in 1996 (San Diego State)
- Otto Graham ..... Coach ..... 1966-68 ..... Inducted in 1965 (Northwestern)
- Ken Houston ..... S ..... 1973-80 ..... Inducted in 1986 (Prairie View)
- Sam Huff ..... LB ..... 1964-67, 69 ..... Inducted in 1982 (West Virginia)
- David (Deacon) Jones ..... DE ..... 1974 ..... Inducted in 1980 (Mississippi Vocational)
- Stan Jones ..... DT ..... 1966 ..... Inducted in 1991 (Maryland)
- Sonny Jurgensen ..... QB ..... 1964-74 ..... Inducted in 1983 (Duke)
- Paul Krause ..... S ..... 1964-67 ..... Inducted in 1998 (Iowa)
- Earl (Curly) Lambeau ..... Coach ..... 1952-53 ..... Charter Member in 1963 (Notre Dame)
- Vince Lombardi ..... Coach ..... 1969 ..... Inducted in 1971 (Fordham)
- George Preston Marshall ..... Founder ..... 1932-1969 ..... Charter Member in 1963
- Wayne Millner ..... End ..... 1936-41, 45 ..... Inducted in 1968 (Notre Dame)
- Bobby Mitchell ..... FL ..... 1962-68 ..... Inducted in 1983 (Illinois)
- John Riggins ..... RB ..... 1976-79, 81-85 ..... Inducted in 1992 (Kansas)
- Charley Taylor ..... WR ..... 1964-77 ..... Inducted in 1984 (Arizona State)

# Redskins Memory Lane

## 'Redskin' Through the Years...

Red Cloud. Red Thunder. Red Eagle. Redlands. Red mud.

"The term *redskin*, applied by Europeans to Algonquians in general and the Delawares in particular," says the Reader's Digest in its book *America's Fascinating Indian Heritage*, "was inspired not by their natural complexion but by their fondness for vermilion makeup, concocted from fat mixed with berry juice and minerals that provided the desired color." The men "would streak their faces and bodies with bright red ocher and bloodroot," adds the Reader's Digest.

Indians painted their skin for decorative and ceremonial purposes. "Red is generally accepted as being one of the colors most easily available to and most used by Indians," as Ronald P. Koch states in his book *Dress Clothing of the Plains Indians*.

### The Start

July 9, 1933

George P. Marshall heads syndicate (Vincent Bendix, Jay O'Brien, Dorland Doyle) that buys NFL franchise for Boston, MA. They contract to play in Braves-Field, home of National League Baseball team, and are called "The Braves."

### The Name

July 8, 1933

The Boston Gridders move to Fenway Park, home of the American League Red Sox, and "The Braves" become "The Redskins."

### The Franchise

Feb. 13, 1937

The Washington Redskins are officially born! The National Football League approves transfer of Boston Redskins franchise to Washington, DC, and a new history begins.

### The Band

Aug. 9, 1937

The famed Redskins Band founded. First of its kind.

### First Victory

Sept. 16, 1937

The First Game! Thursday night opener draws 19,941 fans to flood-lighted Griffith Stadium. Riley Smith scores on 60-yard run with interception, two field goals and an extra point. Redskins 13, Giants 3.

### First Title

Dec. 5, 1937

Ten thousand fans stomp up Broadway behind brass band. Sammy Baugh completes 11 of 15, Cliff Battles runs 75 and 76 yards for TDs, Giants routed 49-14, for Eastern Championship.

### World Champs!

Dec. 12, 1937

Freezing weather, frozen field, icy-nerved Bears can't stop Baugh. Completes 17 of 33 for 335 yards and 3 TDs. Wayne Millner, the all-time Notre Dame great, escapes with nine catches for 160 yards, including 77 and 55-yd. TD spring.

### Westward Ho!

Aug. 2, 1939

Redskins set forth on first coast-to-coast football training trip. Training site: Eastern State Normal School in Cheney, Washington.

### Zero Hour

Oct. 1, 1939

Only scoreless tie in Redskin history as Giants are battled in mud and rain.

**Record Pass**

Oct. 15, 1939

From kick formation, standing deep in end zone, Frank Filchok flips pass to Andy Farkas who goes all the way for the touchdown. Longest pass play in National Football League history, 99 yards.

**East. Champs**

Dec. 1, 1940

Miniature-sized Davy O'Brien of Eagles completes 33 passes in 60 attempts, but Redskins win 13-6 to clinch Eastern Championship.

**73-to-Ohhhh!**

Dec. 8, 1940

Redskins get more first downs than Bears in World Championship Game at Griffith Stadium, but lose 73-0.

**California**

Aug. 18, 1941

Redskins bring pro football on large scale for first time to California. Establish training quarters in San Diego at Brown Military Academy.

**Title Escapes**

Nov. 23, 1941

Fifty seconds to go in the Eastern Championship Game, Redskins hold 13-10 lead. But Giants get field goal and touchdown to win, 20-13.

**Only Loss**

Sept. 27, 1942

Giants don't make first down, gain only ONE yard rushing, complete just ONE pass...but it's good for TD; then they capture another TD on interception...and Redskins suffer their only 1942 defeat, 14-7.

**World Champs!**

Dec. 13, 1942

Bears take early lead on errant pass from center. But Sam Baugh's 85-yd. quick kick sets them back on their heels. Wilbur Moore then makes a vital interception and follows with a sensational catch for 38-yd TD. Andy Farkas caps victory by carrying ball 10 of 12 times on 80-yd TD tour. Score: 14-6.

**Division Title**

Dec. 13, 1942

After two straight losses, Redskins bounce back in Eastern title playoff to trash Giants 28-0.

**Runner Up**

Dec. 26, 1943

Sam Baugh suffers concussion early tackling Sid Luckman on punt return and Bears go on to win NFL title 41-21.

**To a T**

July 30, 1945

Redskins abandon their double-wing formation and adopt the T-formation.

**East. Champs**

Dec. 9, 1945

Second straight shutout (Steelers 24-0 Dec. 2) vs. Giants 17-0, wins Eastern title.

**One Point Shy**

Dec. 16, 1945

In subzero weather, Redskins lose world title to Rams, 15-14, on incredibly freakish plays. Baugh's pass from end zone hits goal-post for safety (no longer allowed); and Waterfield's try-for-point hits crossbar and bounces over.

**Charity Game**

Sept. 6, 1946

First Annual Redskins-Rams game for benefit in Los Angeles Times Charities, Inc. draws 68,188 to Memorial Coliseum and nets Times Boys Club \$96,711.23.

**High Note**

June 13, 1947

Redskins Band performs at Philadelphia Inquirer's Famed Festival of Music alongside Whiteman, Waring and the Philharmonic.

**Champs Trumped**

Nov. 23, 1947

Fans give auto to Sam Baugh who thanks them with 6 TD tosses, routing champion Cards, 45-21.

**First on TV**

June 14, 1950

American Oil announces plans to televise all Redskins games - no other pro team on TV.

### **Baugh-to-Bach**

Oct. 10, 1954

### **TD Torrent**

Oct. 1, 1955

### **The Alumni**

Oct. 15, 1958

### **New Home**

### **Home Debut**

Oct. 1, 1961

### **4 of a Kind**

Dec. 17, 1961

### **Sonny and Sam**

1964

### **A Sunny Day**

Oct. 11, 1964

### **Record Rally**

Nov. 28, 1965

### **Graham Era**

Jan. 25, 1966

### **TD Jamboree**

Nov. 27, 1966

Dr. Howard Mitchell leads his National Symphony Orchestra at mid-field in a half-time show.

Twenty-one points in 137 seconds! Eagles lead 16-0 in 3rd quarter. Brito recovers fumble on their 32 and LeBaron passes to Janowicz for TD. Torgeson recovers fumble on Eagles 13. Janowicz goes over. Redskins win, 31-30.

Redskins Alumni Association organized. Twenty-three former players residing here adopt formal constitution and by-laws and invite all non-resident ex-Redskins to join.

Redskins sign 30-year lease to play in proposed D.C. Stadium and Congress gives go-ahead to build.

First game in new D.C. Stadium draws 37,767. Redskins fail to hold 21-7 lead, Giants win 24-21.

Dick James scores 4 TDs to set Redskins single game scoring record in 34-24 win over Dallas.

Redskins stun public by trading QB Norman Snead to Eagles for veteran QB Sonny Jurgensen. Then repeat performance, shipping favorite Dick James to N.Y. for Sam Huff.

Sonny Jurgensen out-duels Norm Snead by pitching four TD's against the Eagles in the first meeting of the traded quarterbacks.

Sonny Jurgensen sparks greatest comeback win in Redskin history. Down 21-0, Redskins record 34-31 victory over the Cowboys as Sonny passes for over 400 yards and 3 TDs.

Redskins appoint former Cleveland star, Otto Graham, Head Coach and Jan. General Manager.

The Redskins and Giants score the most points in NFL history as they tie or set many team and league records in Washington's rout of New York, 72-41.



Coach George Allen with Charley Harraway, Sonny Jurgensen, Len Hauss and Larry Brown

**Record Breakers**

1967

Sonny Jurgensen sets new Redskin and NFL passing records for most attempts, completions, and yards. Receivers Charley Taylor, Jerry Smith and Bobby Mitchell finish first, second and fourth in the League; highest ever by receivers on the same team.

**Lombardi Hired**

Feb. 7, 1969

The unbelievable happened - Vince Lombardi leaves Green Bay to become head coach of the Redskins.

**George Preston**

Aug. 9, 1969

George Preston Marshall, founder of the Washington Redskins, dies at his home at the age of 72.

**A Winning Season**

Dec. 14, 1969

Redskins defeat New Orleans by score of 17-14 to insure their first winning season since 1955. Victory also keeps Coach Lombardi's record of never having coached a losing NFL team intact.

**Lombardi Dies**

Sept. 3, 1970

The sports world is grieved by the death of Vincent T. Lombardi, Head Coach and Executive Vice President of the Redskins.

**1,000-Yard Club**

Dec. 13, 1970

Larry Brown, on second offensive play of game with Eagles and needing 4 yards to break the 1,000-yard barrier, gains 12 yards to become the first Redskin in history to become a member of the 1,000- yard club.

**NFL Rushing Champ**

Dec. 20, 1970

Larry Brown ends the season as the top rusher in the NFL with a total of 1,125 yards in 237 attempts for a 4.7 avg. He is the first Redskin since Cliff Battles in 1937 to win rushing title.

**Allen Hired**

Jan. 6, 1971

George Allen, winningest coach in the NFC, named Head Coach and General Manager.

**A New Home**

June 2, 1971

Groundbreaking ceremonies for Redskins new home, Redskin Park, near Dulles Airport.

**Future is Now**

1971

Allen guides Redskins to most wins, 9 in 29 years with 9-4-1 record. First time in 29 years Redskins gained championship playoff game.

**Coach of Year**

1971

George Allen voted NFL and NFC "Coach of Year."

**NFC Champions**

1972

Redskins win first title in 30 years with a convincing 26-3 win over defending World Champion Dallas Cowboys in RFK Stadium following 16-3 playoff victory over Green Bay. Redskins lose 14-7 to Miami in Super Bowl VII in the LA Coliseum.

**Larry Brown -  
NFL "Player of Year"**

1972

Larry Brown honored by all selections as NFL "Player of Year," wins NFC rushing title setting new Redskins rushing record with his 1,216 yards, his second over 1,000 year.

**NFC Coach of Year**

1972

For second year in a row, George Allen accorded "Coach of Year" honors.

**Wild Card**

1973

Redskins and Cowboys tied for best record in the NFC East, but Dallas wins division in tiebreaker based on better point differential of net 13 points.

**4th Straight Playoffs**

1974

For the fourth consecutive year, George Allen's "Over the Hill Gang" reach the playoffs.

**All-time Receiver**

Dec. 21, 1975

**Jurgensen Retires**

May 1, 1975

**Milton King Dies**

Jan. 23, 1976

**Return to Playoffs**

1976

**Pardee Hired**

Jan. 24, 1978

**Presidential Visit**

Oct. 2, 1978

**Off to the Races**

1978

**Good News,  
Bad News**

1979

**100 Straight**

1980

**Gibbs Hired**

Jan. 13, 1981

**Finishing Kick**

1981

**Huff Inducted**

Aug. 7, 1982

**A New Beginning**

Sept. 12, 1982

**Strike!**

Sept. 21, 1982

**Holy Moseley!**

Dec. 19, 1982

Redskins wide receiver Charley Taylor becomes all-time reception leader in NFL history with 634th career catch against the Eagles in season's finale.

Redskin quarterback Sonny Jurgensen retires after playing for 18 seasons in the NFL, 11 in a Redskin uniform.

Milton King, vice president and treasurer of the Redskins, dies at the age of 85.

By winning final four games, including wins at Dallas and at St. Louis, Redskins make playoffs for fifth time in six years under Allen.

Jack Pardee, former Redskin player and coach, named 16th head coach in Redskin history.

President Jimmy Carter became the second President to ever attend a regular season NFL game when he and Mrs. Carter, along with son Chip and wife Caron, see the Monday night Cowboy-Redskin clash.

By winning the first six games, including wins over rivals Dallas and St. Louis and playoff bound New England, the Redskins enjoy their best start in over 35 years.

The 10-6 record is the ninth consecutive year Redskins finished .500 or better. Both the division title and wild card playoff game were lost in final seconds of final game in Dallas, 35-34.

Redskins extend NFL's longest consecutive streak of sellouts to 100, dating back to 1966.

Joe Gibbs, offensive coordinator of the San Diego Chargers, becomes the 17th head coach in Redskin history.

Victorious in 8 of their final 11 games, Coach Gibbs and his Redskins set or tie 13 club records.

Former Redskin and Giant Sam Huff is inducted into the Pro Football Hall of Fame.

With the 0-5 start of a year ago, the 0-4 preseason fresh on everyone's mind, Mark Moseley lifts the burden with 26-yard overtime field goal to give the Redskins a victory over Philadelphia. Moseley had only minutes earlier sent the game into overtime with a 48-yarder.

The NFL players walk out in a strike that would last until Nov. 17. In all, eight games were missed, seven cancelled.

With time running out, the game on the line, with an NFL record at stake, Mark Moseley beats the Giants by booting his 21st straight field goal in a snowy RFK Stadium. The kick breaks Garo Yepremian's record of 20 and gives the Redskins a 15-14 win. Also in the game, John Riggins becomes only the fifth back in NFL history to exceed 2,000 carries (Payton, Simpson, Brown, and Harris are the others).

**A Whitewash**

Jan. 2, 1983

For first time since 1980, the Redskins post a shutout with beating Cardinals 28-0. Their 8-1 record is the best in the NFC, giving them home-field advantage throughout the playoffs. The 128 points given up by the Redskin defense is the fewest in the NFL.

**Hogs Take Their Bows**

Jan. 15, 1982

The celebrated Hogs create enough holes in the Viking defense for John Riggins to plow for a Redskin playoff record of 185 yards, leading Washington to a 21-7 win and a spot in the NFC Championship. Before leaving the game, Riggins gallantly bows to the 54,000-plus Redskins faithful who roar in approval.

**Sweet revenge**

Jan. 22, 1983

The Redskins avenge their only loss of the season, setting back the Cowboys, 31-17, to reach their second Super Bowl, and first in ten years.

**Super Bowl Win!**

Jan. 30, 1983

The Redskins win Super Bowl XVII downing the Dolphins 27-17. Their win streak reaches eight, and 15 of 16 and 20 of 24 over two seasons. Jack Kent Cooke accepts the Super Bowl Trophy from Pete Rozelle in the locker room as MVP Riggins boasts, "Ron may be President, but for tonight I'm King." The Redskins' 12-1 record is the fifth best NFL mark in the last 50 years, and their best ever.

**Hails from the Chief**

Jan. 31, 1983

President and Mrs. Reagan are at Dulles Airport to greet the World Champion Redskins as they arrive back from California.

**Parade of Stars**

Feb. 3, 1983

The entire city of Washington celebrates as the Redskins are paraded before some 500,000 fans in a downtown ceremony amidst pouring rain. Coach Gibbs holds up the Super Bowl Trophy and proclaims, "This is for you."

**High Honors**

1983

Joe Gibbs is named Coach of the Year. Mark Moseley is named NFL MVP by Associated Press, Joe Theismann Miller Man of the Year, and five Redskins (the most since 1972) are named to the Pro Bowl: Moseley, Theismann, Tony Peters, Charlie Brown, and Mike Nelms. Later, Bobby Beathard is named Executive of the Year. And Riggins, who had four straight 100-yard rushing playoff games, the first ever to do so, wins a car as Super Bowl MVP.

**Jurgy to Mitch**

July 30, 1983

Former Redskin greats quarterback Sonny Jurgensen and receiver Bobby Mitchell are inducted into Pro Football's Hall of Fame.

**Monday Night Fever**

Oct. 1, 1983

The Redskins lose 48-47, in the highest scoring game in Monday night football history. The Redskins and the Packers combine for over 1,000 yards total offense.

**The Diesel Keeps Trucking On**

Nov. 20, 1983

John Riggins sets NFL record. His consecutive games with rushing touchdowns reaches 12 while notching his 19th touchdown of the year to tie that NFL mark. John's streak ends at 13 consecutive games while he goes on to establish an NFL record 24 touchdowns.

**Doomsday Showdown in Dallas**

Dec. 11, 1983

Dressed in army fatigues, the Redskins marched into Dallas to do battle. The result was a convincing 31-10 victory and sole possession of first place in the NFC East. It was a game that saw Tony Dorsett held to 34 yards on 14 carries (one yard of five carries in the second half) and scores from four different Redskins.

### **Alone on a Hill**

Dec. 17, 1983

### **One-Two Punch**

1983

### **Ring Out the Rams**

Jan. 1, 1984

### **Three of a Kind**

1985

### **Happy Birthday**

Feb. 13, 1986

### **Rally Ho**

### **Little Mr. Big**

Oct. 27, 1986

### **Showdown**

Nov. 23, 1986

### **Gibbs Gets #70**

Jan. 3, 1987

### **A Giant Step**

Jan. 11, 1987

### **Pro Bowlers, Again**

Feb. 1, 1987

### **NFLPA Strike**

1987

### **Perfect**

Oct. 19, 1987

For the second year in a row the Redskins finished with the best record in the NFL. Their 31-22 victory over the Giants capped a remarkable 14-2 regular season. It is the first time in the history of the League that an NFC team has compiled so many victories.

Mark Moseley's NFL kick scoring record of 161 points, and Riggins' total of 144 points, top entire NFL. It is the first time since 1951 that the number one and two scorers played on the same team. Their total of 305 points surpasses the totals of eight other clubs.

The Redskins ring in the New Year by drubbing the L.A. Rams 51-7 in the most lopsided playoff in 26 years. Team sets or ties 13 club playoff marks with the 44-point margin of victory, the greatest in the 47-year history of the Redskins.

The 10 victories marks a third consecutive season the Redskins won 10 or more games, equalling a club-best streak set from 1972-74. The 35 wins in those three seasons were a club record for the successes for a three-year period. Three were also meaningful for offensive linemen Joe Jacoby and Russ Grimm, who each earned a third consecutive trip to the Pro Bowl. Receiver Art Monk (91 catches) was sent for second straight time.

The Washington Redskins entered their 50th season in the Nation's Capital, celebrating the franchise's move from Boston to Washington.

Headed by Coach Ray Flaherty of the 1937 World Champions, former players and coaches gathered to kickoff the 1986 season.

WR Gary Clark accounted for 241 receiving yards (on 11 catches) to break teammate Art Monk's club record on Monday Night TV.

Eager to avenge their first loss of 1986, the Redskins came out smokin' against Dallas. The 34-0 first half lead marked the most points the Cowboys had ever allowed in a single half of play. The Redskins 41-14 win was their most points ever against the Cowboys.

Head Coach Joe Gibbs became the winningest coach in Redskin history gaining his 70th win as the team defeated the Bears 27-13 in a divisional playoff.

With 15 new faces on the roster, the Washington Redskins played in their third NFC Championship game in five years.

Hogs Russ Grimm and Joe Jacoby returned to the Islands of Hawaii for the fourth consecutive season. Joined by Art Monk, Darrell Green, Gary Clark, Dexter Manley, and Jay Schroeder, the Redskins equalled a club record seven participants in the annual classic.

NFL players walk out following the second week of the regular season.

Redskin "replacement" players close out their season with a perfect 3-0 mark. Team holds on to defeat Dallas,

**Relief Pitcher**

Dec. 26, 1987

13-7, in Texas Stadium.

Quarterback Doug Williams connects on 11 of 22 for 217 yards and two TDs in Minnesota. The 27-24 overtime victory is highlighted by a Ricky Sanders 51-yard catch-and-run to force sudden death. Haji-Sheikh kicks the game winner.

**The Bear Facts**

Jan. 10, 1988

For the second time in two years, 'Skins travel to Chicago for Divisional Playoff. After trailing 14-0 in the second quarter, team rallies to win 21-17. Darrell Green provides the game-winning points on an electrifying 52-yard punt return, as Redskins advance to the NFC Championship Game for the fourth time in six seasons.

**NFC Champs!**

Jan. 17, 1988

Redskins are 17-10 victors over the Minnesota Vikings as Doug Williams connects with Gary Clark to break a 10-10 fourth quarter deadlock. Washington becomes the first team to advance to the Super Bowl three times in the 1980s.

**World Champs!**

Jan. 31, 1988

Twenty Super Bowl records are broken en route to 42-10 decision over the Denver Broncos. Quarterback Doug Williams is named the game's MVP as he connects on 18 of 29 for a record 340 yards. His four touchdown passes tie another record as team scores five times in five possessions in the second quarter alone.

**100 Wins**

Dec. 10, 1989

Joe Gibbs registered his 100th career win as head coach of the Redskins as the team defeated San Diego, 26-21. Only six other coaches reached 100 wins faster than Gibbs.

**Monk Moves Up**

Dec. 10, 1989

Art Monk moved into third place on the all-time NFL receiving list, ahead of friend and receivers coach Charley Taylor, in Washington's 26-21 win vs. SD.

**A Lion of a Comeback**

Nov. 4, 1990

The Redskins equaled the greatest comeback in club history with a 41-38 overtime win at Detroit. Down by 21 points in the third quarter and 17 points entering the fourth, Jeff Rutledge rallied the Skins by passing for 363 second-half yards (30-42). The game winning points came on a Chip Lohmiller 34-yard field goal in overtime.

**700 Catches**

Nov. 18, 1990

Art Monk became only the third player in NFL history to catch 700 passes when he hauled in four receptions against the Saints in RFK.

**Ring in the New Year**

Jan. 5, 1991

The Redskins pushed their playoff record to 12-3 under Joe Gibbs with a solid team effort 20-6 win over the Eagles at Veterans Stadium.

**Perfect Start**

1991

For the first time in franchise history the Redskins opened the year with 11 straight victories.

**One of the Best**

1991

The Redskins became only the sixth team in NFL history to record 17-or-more wins in a single season by posting a 17-2 overall mark (best in team history).

**Hog Protection**

1991

In 16 games, the "Hogs" allowed a league low and club record nine sacks. It was the third lowest total in NFL history.

**A Class Act**

Dec. 22, 1991

Art Monk becomes only the second player in NFL history to catch 800 passes when he caught five passes in the season finale at Philadelphia.

### **NFC Champs**

Jan. 12, 1992

### **World Champs!**

Jan. 26, 1992

### **Pro Bowl Record**

Feb. 2, 1992

### **New Redskin Park Opens**

Aug. 24, 1992

### **Monk is #1**

October 12, 1992

### **Joe Gibbs Resigns**

March 5, 1993

### **Turner Hired**

Feb. 2, 1994

### **Coleman Becomes All-Time Leader**

Oct. 9, 1994

### **Pro Bowl Skins**

1994

### **BIG Upset Wins**

Oct. 1, 1995 &  
Dec. 3, 1995

### **Pro Bowlers**

1995

For the fourth time under Joe Gibbs, and the fifth time in franchise history, the Redskins return to the Super Bowl with a 41-10 win over Detroit in the NFC title game.

The Redskins claim their third Super Bowl win under Gibbs. The Skins knocked out Buffalo 37-24 and Mark Rypien was named Super Bowl MVP completing 18 passes and throwing two TDs. Gary Clark and Art Monk both caught seven passes, with Clark gaining 114 yards and one TD, and Monk adding 113 yards. Brad Edwards had two interceptions and the defense sacked Bills QB Jim Kelly five times.

The Redskins set a club record with eight players earning selection to the Pro Bowl. Jim Lachey and Darrell Green are named starters while Gary Clark, Chip Lohmiller, Charles Mann, Earnest Byner and Mark Schlereth also were named to the NFC squad.

The Redskins move into their new training complex set on a picturesque 160 acres in Loudoun County, Virginia. The building is over 70,000 square feet to compliment four practice fields.

Art Monk becomes the NFL's all-time leading pass receiver against the Broncos on Monday Night in Week 5. His 820th career catch was a 10-yarder with 3:12 remaining in the 4th quarter.

After 12 seasons guiding the Redskins to four Super Bowls, three Super Bowl championships, a 16-5 playoff mark and a 140-65 career record, Joe Gibbs steps down as head coach and is replaced by long-time defensive coordinator Richie Petitbon.

Norv Turner, offensive coordinator of the Dallas Cowboys, becomes the 22nd coach in Skins history.

Linebacker Monte Coleman plays in his 206th career game as a Redskin breaking Art Monk's team record for games played. Monte, tied with Sammy Baugh for most seasons as a Redskin with 16, ended his career with 216 games played. (Darrell Green would take over the record in 1998).

Linebacker Ken Harvey and punter Reggie Roby earned selection to the NFC squad. Harvey led the NFC in sacks with 13.5 and Roby became the first Redskins punter selected to the Pro Bowl since Sam Baker in 1958.

Washington's 27-23 win over 13-point favorite Dallas was the Redskins' biggest upset win since defeating the Cowboys, 34-31, on December 11, 1966. The Redskins were 17-point underdogs in the rematch at Texas Stadium but came up with a 24-17 win. It was the biggest upset win in the NFL since 1980.

Linebacker Ken Harvey earned his second straight starting assignment in the Pro Bowl, while kick/punt returner Brian Mitchell was honored with his first Pro Bowl selection. Mitchell led the NFC in kickoff returns with a 25.6-yard average and was second in the NFL in punt returns with a 12.6 avg.

**Redskins Stadium**

March 13, 1996

Redskins owner Jack Kent Cooke, Maryland Gov. Parris N. Glendening and Prince George's County Executive Wayne Curry signed a contract paving the way for the immediate start of construction for the new home of the Redskins in Prince George's County.

**Allen Passes Riggo**

1996

Terry Allen rushed past John Riggins' single-season rushing record gaining 1,353 yards. Allen also led the NFL in touchdowns with 21 TDs.

**Pro Bowlers**

1996

The Redskins sent their largest amount of representatives to the Pro Bowl since the 1991 season, when running back Terry Allen, quarterback Gus Frerotte, cornerback Darrell Green, linebacker Ken Harvey and punter Matt Turk made the trip to Hawaii.

**So Long RFK**

Dec. 16, 1996

The Redskins played their final home game at Robert F. Kennedy Memorial Stadium against the Dallas Cowboys. With Redskin greats from the past on hand, the Skins defeated the Cowboys 37-10. The Redskins finished 173-102-3 at RFK, including 11-1 in the playoffs.

**Jack Kent Cooke Passes Away**

April 6, 1997

Jack Kent Cooke, only the second owner in Redskins history, dies of congestive heart failure at the age of 84. At his memorial service, John Kent Cooke, Jr. announces the new stadium will be called Jack Kent Cooke Stadium.

**Big Jack Opens**

Sept. 14, 1997

The Redskins christen Jack Kent Cooke Stadium in style with a 19-13 overtime win over the Arizona Cardinals. In overtime, rookie Kenard Lang forces a fumble that is recovered by rookie linebacker Derek M. Smith at the Cardinals 35-yard line. Two plays later Gus Frerotte throws a 40-yard scoring strike to a leaping Michael Westbrook in the end zone.

**Green is Tops**

Dec. 13, 1997

Cornerback Darrell Green plays in his 217th career game as a Redskin breaking Monte Coleman's team record for games played.

**Pro Bowlers**

1997

Darrell Green earns his seventh Pro Bowl selection in his 15th season. He is also joined by fellow cornerback Cris Dishman, while linebacker Ken Harvey is selected for the fourth straight year and punter Matt Turk makes his second straight appearance.

**Mitchell joins Brown**

1998

Brian Mitchell led the NFL in total combined net yards for the fourth time joining Hall of Famer Jim Brown as the only players in NFL history to lead the league in total combined net yards four times.

**Skip-In to the Endzone**

Dec. 13, 1998

Rookie running back Skip Hicks sets a Redskin rookie record with eight rushing touchdowns breaking Don Bossler's record of seven set in 1957.

**Redskins Sold**

May 25, 1999

Daniel M. Snyder gains unanimous approval (31-0) from league owners to become the fourth owner in franchise history. Snyder buys team for a record \$800 million - the most ever for an American sports franchise.

**Welcome to FedExField**

November 21, 1999

The Washington Redskins partner with Federal Express Corporation, re-naming Jack Kent Cooke Stadium FedExField.

### **Skins Win East**

December 26, 1999

### **Records Fall**

1999

### **Redskins Launch Leadership Council**

January 2000

### **Homeward Bound**

July 20, 2000

### **Redskins Stars Recognized**

August 24, 2000

### **Turner Out, Robiskie In**

December 4, 2000

### **Centers Sets Mark**

December 24, 2000

### **Smith "Sacks" the Record Books**

December 24, 2000

### **NFL Attendance Record**

2000

### **Schottenheimer Takes Command**

January 3, 2001

### **Return to Carlisle**

July 29, 2001

### **Redskins Relief Fund**

September 13, 2001

### **Redskins Make NFL History**

November 25, 2001

### **Ironman**

January 6, 2002

### **More Records for Davis**

January 6, 2002

The Redskins overcome a 10-point 4th quarter deficit to defeat the 49ers 26-20 in overtime. The win gives the Skins their first NFC East crown since 1991.

Brad Johnson completes the season with 316 completions — most ever by a Redskin. His 4,005 yards and 519 attempts are second in club history. Stephen Davis' 1,405 yards are the most ever by a Redskin. He lead all NFC rushers, and earned his first birth to the Pro Bowl. D. Green increases his team records with his 50th int., and played in his 250th Redskin game.

Owner Daniel Snyder introduces the Washington Redskins Leadership Council, the Redskins' foundation.

Redskins open training camp at home for the first time, welcoming fans to Redskin Park in Ashburn, VA

Redskin alums Joe Gibbs, Dexter Manley and Art Monk are inducted into the Redskins Ring of Fame.

Norv Turner is dismissed as Redskins Head Coach after 13 games. Terry Robiskie is named interim coach to finish out the 2000 season.

Larry Centers becomes the NFL's all-time leader in catches by a running back with 685 receptions.

Bruce Smith sets NFL record with his 13th 10-sack season.

Redskins set an NFL record for attendance with a season total of 647,424. Average home attendance at FedExField was 80,928.

Marty Schottenheimer signs on as the franchise's 24th head coach of the Washington Redskins.

Redskins return to Dickinson College in Carlisle, PA for training camp after a six-year hiatus, re-establishing a 32-year summer tradition (1963-1994).

The Washington Redskins announce the establishment of the Redskins Relief Fund for the benefit of families of the victims of the September 11th tragedy at the Pentagon. Over the course the season, the Redskins raised over \$700,000.

Washington sets an NFL record, becoming the first team in history to win five consecutive games after losing their first five. The Redskins would go on to win 8 of the last 11 games, following the 0-5 start.

Darrell Green adds to his own team record for most seasons played (19) and most games played (299). He is the NFL record holder with at least one interception in each of his 19 seasons.

Stephen Davis becomes first Redskin in team history to rush for more than 1,000 yards for three consecutive seasons. He finished the 2001 campaign rushing 1,432 yards on 356 carries, both career and team single-season records for the Pro Bowl running back.

**Arrival of Head Ball Coach**

January 14, 2002

**Allen Voted to the Hall**

February 2, 2002

Owner Daniel Snyder announces former Heisman Trophy winner and offensive genius Steve Spurrier as the Washington Redskins 25th head coach. Marvin Lewis, with his proven track record of defensive success, is brought on board shortly thereafter as assistant head coach and defensive coordinator, making the Redskins a dangerous foe on both sides of the ball.

George Allen, who coached the Washington Redskins from 1971 to 1977 and posted a record of 67-30-1 and led them to two NFC Championships, is voted to the NFL Hall of Fame. Allen, after being named one of the 70 Greatest Redskins of all time, will be enshrined in the Hall on Aug. 4, 2002.

**All-Time Honor Roll****A**

Absher, Dick, LB, Maryland .....	1967
Adams, John, T, Notre Dame .....	1945-49
Adams, Willie, LB, New Mexico State .....	1965-66
Adickes, Mark, G, Baylor .....	1990-91
Aducci, Nick, B, Nebraska .....	1954-55
Aguirre, Joe, E, St. Mary's (CA) .....	1941, 1943-45
Akers, David, K, Louisville .....	1998-99
Akins, Frank, B, Washington State .....	1943-46
Alban, Dick, B, Northwestern .....	1952-55
Albright, Ethan, LS, North Carolina .....	2001
Aldrich, Ki, C, TCU .....	1941-43, 1945-46
Alexander, Patrise, LB, SW Louisiana .....	1996-98
Alexander, Stephen, TE, Oklahoma .....	1998-01
Alford, Bruce, K, TCU .....	1967
Allen, Gerry, B, Nebraska-Omaha .....	1967-69
Allen, Terry, RB, Clemson .....	1995-98
Allen, John, C, Purdue .....	1955-58
Alston, Mack, TE, Maryland State .....	1970-72
Ananis, Vito, B, Boston College .....	1945
Anderson, Bill, E, Tennessee .....	1958-63
Anderson, Bob, RB, Colorado .....	1975
Anderson, Bruce, E, Williamette .....	1970
Anderson, Erick, LB, Michigan .....	1994-95
Anderson, Gary, G, Stanford .....	1980
Anderson, Stuart, LB, Virginia .....	1982-85
Anderson, Terry, WR, Bethune-Cookman .....	1978
Anderson, Willie, WR, UCLA .....	1996
Andrako, Steve, C, Ohio State .....	1940-41
Apsit, Megs, B, USC .....	1933
Archer, David, QB, Iowa State .....	1988
Arenz, Arnie, LB, St. Louis .....	1934
Ariri, Obed, K, Clemson .....	1987
Arneson, Jim, G, Arizona .....	1975
Arnold, Walt, TE, New Mexico .....	1984
Arrington, LaVar, LB, Penn State .....	2000-01
Artman, Corrie, T, Stanford .....	1932
Asher, Jamie, TE, Louisville .....	1995-98
Ashmore, Darryl, T, Northwestern .....	1996-97
Atkeson, Dale, B, No College .....	1954-56
Atkins, Pervis, RB, New Mexico State .....	1964
Atkinson, Jess, K, Maryland .....	1986-87
Audet, Earl, T, USC .....	1945
Aveni, John, K, Indiana .....	1961
Avery, Don, T, USC .....	1946-47
Avery, Jim, E, Northern Illinois .....	1966

**B**

Bacon, Coy, DE, Jackson State .....	1978-81
Badaczewski, John, G, Western Reserve .....	1949-51
Badanjek, Rick, RB, Maryland .....	1986
Badger, Brad, G/T, Stanford .....	1997-99
Bagarus, Steve, RB, Notre Dame .....	1945-46, 1948
Bagdon, Ed, G, Michigan State .....	1952
Bailey, Champ, CB, Georgia .....	1999-01
Bailey, Robert, CB, Miami .....	1995
Baker, Sam, K, Oregon State .....	1953, 1956-59
Baltzell, Vic, DB, Southwestern (Kan.) .....	1935
Bandison, Romeo, DT, Oregon .....	1995-96
Bandy, Don, G, Tulsa .....	1967-68
Banks, Carl, LB, Michigan State .....	1993
Banks, Tony, QB, Michigan State .....	2001
Banks, Willie, G, Alcorn A&M .....	1968-69
Banta, Jack, RB, USC .....	1941
Barber, Ernie, C, San Francisco .....	1945
Barber, Jim T, San Francisco .....	1935-41
Barber, Shawn, LB, Richmond .....	1998-01
Barefoot, Ken, E, Virginia Tech .....	1968
Barfield, Ken, T, Mississippi .....	1954
Barker, Bryan, P, Santa Clara .....	2001
Barker, Ed, E, Washington State .....	1954
Barker, Tony, LB, Rice .....	1992
Barnes, Billy Ray, RB, Wake Forest .....	1962-63
Barnes, Tomur, CB, North Texas .....	1996
Barnes, Walt, DT, Nebraska .....	1966-68
Barnett, Doug, DE, Azusa Pacific .....	1985
Barnett, Troy, DT, North Carolina .....	1996
Barnett, Steve, T, Oregon .....	1964
Barnhardt, Tom, P, North Carolina .....	1988-00
Barni, Roy, B, San Francisco .....	1955-56
Barnwell, Malcolm, WR, Virginia Union .....	1985
Barrington, Tom, B, Ohio State .....	1966
Barry, Paul, B, Tulsa .....	1953
Bartkowski, Steve, QB, California .....	1985
Bartos, Hank, G, North Carolina .....	1938
Bartos, Joe, B, Navy .....	1950
Bass, Mike, CB, Michigan .....	1969-75
Bassi, Dick, G, Santa Clara .....	1937
Batiste, Michael, G, Tulane .....	1998
Bates, Michael, KR, Arizona .....	2001
Battaglia, Marco, TE, Rutgers .....	2001
Battles, Cliff, B, West Virginia Wesleyan .....	1932-37
Baugh, Sam, QB, TCU .....	1937-52
Baughan, Maxie, LB, Georgia Tech .....	1971
Bausch, Frank (Pete), C, Kansas .....	1934-36

Bayless, Martin, S, Bowling Green.....	1994
Beasley, Tom, DL, Virginia Tech.....	1984-86
Beatty, Ed, C, Mississippi.....	1961
Beban, Gary, QB, UCLA.....	1968-69
Bedore, Tom, G, No College.....	1944
Beinor, Ed, T, Notre Dame.....	1942
Bell, Coleman, TE, Miami.....	1994-95
Bell, William, RB, Georgia Tech.....	1994-96
Benish, Dan, DT, Clemson.....	1987
Benson, Cliff, TE, Purdue.....	1987
Bentley, Scott, K, Florida State.....	2000
Berrang, Ed, E, Villanova.....	1949-52
Berschet, Merve, G, Illinois.....	1954-55
Bigby, Keiron, WR, Brown.....	1987
Biggs, Verlon, DE, Jackson State.....	1971-75
Bingham, Guy, C, Montana.....	1992-93
Birtlem, Keith, B, San Jose State.....	1939
Bishop, Harold, TE, LSU.....	1996
Blanchard, Cary, K, Oklahoma State.....	1998
Blanton, Scott, K, Oklahoma.....	1996-98
Boensch, Fred, G, Stanford.....	1947-48
Boll, Don, T, Nebraska.....	1953-59
Bond, Chuck, T, Washington.....	1937-38
Bond, Randal, B, Washington.....	1938
Bonner, Brian, LB, Minnesota.....	1989
Boose, Dorian, DE, Washington State.....	2001
Bosch, Frank, DT, Colorado.....	1968-70
Bosseler, Don, B, Miami.....	1957-64
Bostic, Jeff, C, Clemson.....	1980-93
Boswell, Ben, T, TCU.....	1934
Boutte, Marc, DT, LSU.....	1994-99
Bowie, Larry, FB, Georgia.....	1996-99
Bowles, Todd, S, Temple.....	1986-90, 92-93
Boykin, Deral, S, Louisville.....	1994
Braatz, Tom, DE, Marquette.....	1957-59
Bradley, Harold, E, Elon.....	1938
Bragg, Mike, P, Richmond.....	1968-79
Branch, Reggie, RB, East Carolina.....	1985-89
Brandes, John, TE, Cameron.....	1990-92
Brandt, David, OL, Michigan.....	2001
Brantley, John, LB, Georgia.....	1992-93
Breeding, Ed, LB, Texas A&M.....	1967-68
Breedlove, Rod, LB, Maryland.....	1960-64
Brewer, Homer, B, Mississippi.....	1960
Briggs, Bill, DE, Iowa.....	1966-67
Briggs, Bob, B, Central Oklahoma State.....	1965
Brizl, Darrick, G, Oregon State.....	1987
Brito, Gene, DE, Loyola (CA).....	1951-53, 1955-58
Britt, Ed, B, Holy Cross.....	1937
Britt, Oscar, G, Mississippi.....	1946
Brohm, Jeff, QB, Louisville.....	1995
Brooks, Bill, WR, Boston University.....	1996
Brooks, Perry, DT, Southern.....	1978-84
Brooks, Reggie, RB, Notre Dame.....	1993-95
Brown, Buddy, G, Arkansas.....	1951-52
Brown, Charlie, WR, South Carolina St.....	1982-84
Brown, Dan, E, Villanova.....	1950
Brown, Doug, DT, Simon Fraser.....	1998-99
Brown, Eddie, S, Tennessee.....	1975-77
Brown, Hardy, LB, Tulsa.....	1950
Brown, Jamie, T, Florida A&M.....	1999
Brown, Larry, RB, Kansas State.....	1969-76
Brown, Ray, G, Arkansas State.....	1989-95
Brown, Tom, DB, Maryland.....	1969
Brownlow, Darrick, LB, Illinois.....	1995-96
Bruackman, Charley, C, Pittsburgh.....	1958
Brundige, Bill, DE, Colorado.....	1970-77
Brunet, Bob, RB, Louisiana Tech.....	1968, 1970-77
Bryant, Kelvin, RB, North Carolina.....	1986-88, 1990
Bryant, Trent, CB, Arkansas.....	1981
Buck, Jason, DE, BYU.....	1991-93
Buckley, Curtis, CB, East Texas State.....	1999
Buckley, Curtis, CB, East Texas State.....	1999-2000
Budd, Frank, WR, Villanova.....	1963
Buggs, Danny, WR, West Virginia.....	1976-79
Bukich, Rudy, QB, USC.....	1957-58
Buksar, George, B, Purdue.....	1951-52
Bunch, Derek, LB, Michigan State.....	1987
Burks, Shawn, LB, LSU.....	1986
Burkus, Carl, T, George Washington.....	1948
Burman, George, G, Northwestern.....	1971-72
Burmeister, Danny, S, North Carolina.....	1987
Burnett, Chester, LB, Arizona.....	1998
Burrell, John, WR, Rice.....	1966-67
Busich, Sam, E, Ohio State.....	1936
Butkus, Carl, T, George Washington.....	1948
Butsko, Harry, LB, Maryland.....	1963
Butz, Dave, DT, Purdue.....	1975-88
Byner, Earnest, RB, East Carolina.....	1989-93

## C

Cafego, George, QB, Tennessee.....	1943
Caldwell, Ravin, LB, Arkansas.....	1987-92
Campbell, Jesse, S, North Carolina State.....	1997-98
Campbell, Matt, OL, South Carolina.....	2001
Campiglio, Bob, B, W. Liberty State.....	1933
Campofreda, Nick, C, Western Maryland.....	1944
Campra, Don, T, Pacific.....	1953
Caravello, Joe, TE, Tulane.....	1987-88
Carlson, Mark, T, S. Connecticut State.....	1987
Carpenter, Brian, CB, Michigan.....	1983-84
Carpenter, Preston, E, Arkansas.....	1964-66
Carr, Jim, LB, Morris Harvey.....	1964-65
Carrier, Mark, FS, USC.....	2000
Carroll, Jim, LB, Notre Dame.....	1966-68
Carroll, Leo, DE, San Diego State.....	1969-70
Carroll, Vic, T, Nevada.....	1936-42
Carson, John, E, Georgia.....	1954-59
Carter, Ki-Jana, RB, Penn State.....	2001
Carter, Tom, CB, Notre Dame.....	1993-96
Casares, Rick, RB, Florida.....	1965
Caster, Rich, TE, Jackson State.....	1981-82
Castiglia, Jim, B, Georgetown.....	1947-48
Catanho, Al, LB, Rutgers.....	1996
Centers, Larry, RB, Stephen F. Austin.....	1999-00
Cherne, Hal, T, DePaul.....	1933
Cherry, Raphael, S, Hawaii.....	1985
Cheverko, George, B, Ohio State.....	1948
Christensen, Erik, E, Richmond.....	1956
Churchwell, Don, T, Mississippi.....	1959
Cichowski, Gene, B, Indiana.....	1958-59
Cifers, Ed, E, Tennessee.....	1941-42, 1946
Clair, Frank, E, Ohio State.....	1941
Claitt, Rickey, FB, Bethune-Cookman.....	1980-81
Clark, Algy, DB, Ohio State.....	1932
Clark, Gary, WR, James Madison.....	1985-92
Clark, Jim, G, Oregon.....	1952-53
Clark, Mike, DE, Florida.....	1981
Clay, Billie, B, Mississippi.....	1966
Clay, Ozzie, B, Iowa State.....	1964
Clifton, Gregory, WR, Johnson C. Smith.....	1993
Cloud, John, B, William & Mary.....	1952-53
Cochran, Tom, B, Auburn.....	1949
Cofer, Joe, S, Tennessee.....	1987
Coffey, Ken, S, SW Texas State.....	1983-86
Coia, Angelo, WR, USC.....	1964-65
Coleman, Ben, OL, Wake Forest.....	2001

Coleman, Greg, P, Florida A&M .....	1988
Coleman, Marco, DE, Georgia Tech .....	1999-01
Coleman, Monte, LB, Central Arkansas .....	1979-94
Collier, Jim, E, Arkansas .....	1963
Collins, Andre, LB, Penn State .....	1990-94
Collins, Paul, (Rip), E, Pittsburgh .....	1932-35
Collins, Shane, DE, Arizona State .....	1992-94
Concannon, Rick, G, NYU .....	1934-36
Condit, Merle, B, Carnegie Tech .....	1945
Conklin, Cary, QB, Washington .....	1990-93
Conkright, Bill, C, Oklahoma .....	1943
Connell, Albert, WR, Texas A&M .....	1997-00
Connell, Mike, P, Cincinnati .....	1980-81
Conway, Brett, K, Penn State .....	1998-01
Cook, Anthony, DE, South Carolina St. ....	1999
Copeland, Anthony, LB, Louisville .....	1987
Copeland, Danny, S, Eastern Kentucky .....	1991-93
Corbitt, Don, C, Arizona .....	1948
Coupee, Al, B, Iowa .....	1946
Cowne, John, C, Virginia Tech .....	1987
Cowsette, Del, DT, Maryland .....	2001
Cox, Bill, B, Duke .....	1951-52, 1955
Cox, Steve, P, Arkansas .....	1985-88
Coyle, Eric, C, Colorado .....	1987-88
Crabb, Claude, CB, Colorado .....	1962-63
Crane, Dennis, DT, USC .....	1968-69
Crews, Terry, LB, Western Michigan .....	1995
Crisler, Harold, E, San Jose State .....	1948-49
Crispy, Cris, WR, Princeton .....	1981
Croftcheck, Don, G, Indiana .....	1965-66
Cronan, Peter, LB, Boston College .....	1981-85
Cronin, Gene, DE, Pacific .....	1961-62
Crossan, Dave, C, Maryland .....	1965-69
Crotty, Jim, B, Notre Dame .....	1960-61
Crow, Orient, C, Haskell Indian School .....	1933-34
Crutchfield, Buddy, CB, N. Carolina Central .....	1998
Cudzik, Walt, C, Purdue .....	1954
Cunningham, Doug, RB, Mississippi .....	1974
Cunningham, Jim, RB, Pittsburgh .....	1961-63
Curtis, Bobby, LB, Savannah State .....	1987
Curtis, Mike, LB, Duke .....	1977-78
Curtis, Travis, S, West Virginia .....	1988, 1991
Cvercko, Andy, G, Northwestern .....	1963

**D**

Dahl, Bob, G, Notre Dame .....	1996-97
Dale, Roland, E, Mississippi .....	1950
Daniels, Calvin, LB, North Carolina .....	1986
Darre, Bernie, G, Tulane .....	1961
Davidson, Ben, DT, Washington .....	1962-63
Davis, Andy, B, George Washington .....	1952
Davis, Brian, CB, Nebraska .....	1987-90
Davis, Fred, T, Alabama .....	1941-42, 1945
Davis, Jack, G, Maryland .....	1959
Davis, Stephen, RB, Auburn .....	1996-01
Davis, Wayne, DB, Indiana State .....	1989-90
Davlin, Mike, T, San Francisco .....	1955
Day, Eagle, QB, Mississippi .....	1959-60
Deal, Rufus, B, Auburn .....	1942
Dean, Fred, G, Texas Southern .....	1978-82
Dean, Vernon, CB, San Diego State .....	1982-87
DeCarlo, Art, DB, Georgia .....	1956-57
DeCorrevont, Bill, B, Northwestern .....	1945
Dee, Bob, DE, Holy Cross .....	1957-58
Deeks, Don, T, Washington .....	1947
DeFrance, Chris, WR, Arizona State .....	1979
DeFruiter, Bob, B, Nebraska .....	1945-47
Dekker, Al, WR, Michigan State .....	1953

Deloplaire, Jack, RB, Salem College .....	1978
DeMao, Al, C, Duquesne .....	1945-53
Dennison, Glenn, TE, Miami .....	1987
Denson, Moses, RB, MD Eastern Shore .....	1974-75
Denton, Tim, CB, Sam Houston State .....	1998-99
Dess, Darrell, G, North Carolina State .....	1965-66
Didier, Clint, TE, Portland State .....	1982-87
Didion, John, LB, Oregon State .....	1969-70
Dishman, Cris, CB, Purdue .....	1997-98
Doll, Don, DE, USC .....	1953
Donnalley, Rick, C, North Carolina .....	1984-85
Doolan, John, B, Georgetown .....	1945
Dorow, Al, QB, Michigan State .....	1954-56
Dow, Ken, B, Oregon State .....	1941
Dowda, Harry, DB, Wake Forest .....	1949-53
Dowler, Boyd, WR, Colorado .....	1971
Drake, Troy, T, Indiana .....	1998
Drakeford, Tyronne, CB, Virginia Tech .....	2000
Drazenovich, Chuck, LB, Penn State .....	1950-59
Dubinetz, Greg, G, Yale .....	1979
DuBois, Phil, TE, San Diego State .....	1979-80
Duckworth, Joe, E, Colgate .....	1947
Dudley, Bill, RB, Virginia .....	1950-51, 1953
Duff, Jamal, DE, San Diego State .....	1997-98
Dugan, Fred, WR, Dayton .....	1961-63
Duich, Steve, G, San Diego State .....	1969
Dukes, Chad, RB, Pittsburgh .....	2000
Duncan, Leslie, DB, Jackson State .....	1971-73
Dunn, Coye, B, USC .....	1943
Dunn, K.D., TE, Clemson .....	1987
Dupard, Reggie, RB, SMU .....	1989-90
Dusek, Brad, LB, Texas A&M .....	1974-81
Dwyer, Jack, DB, Loyola (CA) .....	1951
Dye, Les, E, Syracuse .....	1944-45
Dyer, Henry, RB, Grambling .....	1969-70

**E**

Ecker, Enrique, T, John Carroll .....	1952
Edwards, Brad, S, South Carolina .....	1990-93
Edwards, Turk, T, Washington State .....	1932-40
Edwards, Weldon, T, TCU .....	1948
Eilers, Pat, DB, Notre Dame .....	1992-94
Elewonibi, Moe, T, BYU .....	1990-93
Ellard, Henry, WR, Fresno State .....	1994-98
Elliott, Matt, C, Michigan .....	1992
Ellis, Ed, T, Buffalo .....	2000
Ellstrom, Marv, B, Oklahoma .....	1943
Ellstrom, Swede, FB, Oklahoma .....	1934
Elmore, Doug, DB, Mississippi .....	1962
Elter, Leo, RB, Duquesne .....	1955-57
Emtman, Steve, DT, Washington .....	1997
Erhardt, Clyde, C, Georgia .....	1946-49
Erickson, Carl, C, Washington .....	1938-39
Ervin, Ricky, RB, USC .....	1991-94
Etherly, David, CB, Portland State .....	1987
Evans, Charles, RB, USC .....	1974
Evans, Greg, S, TCU .....	1998
Evans, Leomont, S, Clemson .....	1996-99
Evans, Reggie, RB, Richmond .....	1983

**F**

Fanucci, Mike, DE, Arizona State .....	1972
Farkas, Andy, FB, Detroit .....	1938-44
Farman, Dick, G, Washington State .....	1939-43
Farmer, Tom, B, Iowa .....	1947-48
Faulkner, Jeff, DE, Southern .....	1993
Faegin, Tom, G, Houston .....	1963

Felber, Nip, E, North Dakota .....	1932
Felton, Ralph, LB, Maryland .....	1954-60
Ferris, Neil, DB, Loyola (CA) .....	1951-52
Filchock, Frank, QB, Indiana .....	1938-41, 1944-45
Florentino, Al, G, Boston College .....	1943-44
Fischer, Mark, C, Purdue .....	1998-01
Fischer, Pat, CB, Nebraska .....	1968-77
Fisher, Bob, T, USC .....	1940
Flemister, Zeron, TE, Iowa .....	2000-01
Fletcher, Derrick, G, Baylor .....	2000
Flick, Tom, QB, Washington .....	1981
Flores, Mike, DT, Louisville .....	1995
Foltz, Vernon, C, St. Vincent's .....	1944
Forté, Ike, RB, Arkansas .....	1978-80
Fox, Dion, LB, James Madison .....	1995
Frahm, Dick, B, Nebraska .....	1935
Frain, Todd, TE, Nebraska .....	1986
Francis, Dave, FB, Ohio State .....	1963
Francis, James, LB, Baylor .....	1999
Frankian, Ike, E, St. Mary's .....	1933
Frazier, Frank, G, Miami .....	1987
Freeman, Bob, DB, Auburn .....	1962
Frerrote, Gus, QB, Tulsa .....	1994-98
Friesz, John, QB, Idaho .....	1994
Frisch, Dave, TE, Colorado State .....	1997
Fritsch, Ted, C, St. Norbert .....	1976-79
Fryar, Irving, WR, Nebraska .....	1999-00
Fryer, Brian, WR, Alberta (Canada) .....	1976-78
Fugett, Jean, TE, Amherst .....	1976-79
Fulcher, Bill, G, Georgia Tech .....	1956-58
Fuller, Larry, B, No College .....	1944-45

## G

Gaffney, Jim, B, Tennessee .....	1945-46
Gage, Steve, S, Tulsa .....	1987-88
Gaines, William, DT, Florida .....	1995-97
Galbraith, Scott, TE, USC .....	1995-96
Gannon, Rich, QB, Delaware .....	1993
Gardner, Rod, WR, Clemson .....	2001
Garner, Dwight, RB, California .....	1986
Garrett, Alvin, WR, Angelo State .....	1981-84
Garzoni, Mike, B, USC .....	1947
Geathers, James, DT, Wichita State .....	1990-92
Gentry, Lee, B, Tulsa .....	1941
George, Jeff, QB, Illinois .....	2000-01
German, Jim, QB, Centre College .....	1939
Gesek, John, C, Cal State Sacramento .....	1994-95
Giaquinto, Nick, RB, Connecticut .....	1981-83
Gibson, Alec, DT, Illinois .....	1987
Gibson, Joe, B, Tulsa .....	1943
Gilbert, Sean, DT, Pittsburgh .....	1996
Gilmer, Harry, QB, Alabama .....	1948-52, 1954
Givens, Reggie, LB, Penn State .....	2000
Glick, Gary, DB, Colorado A&M .....	1959-61
Gob, Art, E, Pittsburgh .....	1959-60
Gogoluk, Charlie, K, Princeton .....	1966-68
Goodburn, Kelly, P, Emporia State .....	1990-93
Goode, Bob, RB, Texas A&M .....	1949-51, 1954-55
Goodnight, Clyde, E, Tulsa .....	1949-50
Goodyear, John, B, Marquette .....	1942
Goosby, Tom, G, Baldwin-Wallace .....	1966
Gouveia, Kurt, LB, BYU .....	1987-94, 99
Graf, Dave, LB, Penn State .....	1981
Graf, Rick, LB, Wisconsin .....	1993
Graham, Don, LB, Penn Stte .....	1989
Graham, Kent, QB, Ohio State .....	2001
Grant, Alan, CB, Stanford .....	1994
Grant, Bob, LB, Wake Forest .....	1971

Grant, Darryl, DT, Rice .....	1981-90
Grant, Frank, WR, S. Colorado State .....	1973-78
Gray, Bill, G, Oregon State .....	1947-48
Green, Darrell, CB, Texas A&I .....	1983-01
Green, Robert, RB, William & Mary .....	1992
Green, Tony, RB, Florida .....	1978
Green, Trent, QB, Indiana .....	1995-98
Greer, Donovan, CB, Texas A&M .....	2001
Griffin, Keith, RB, Miami .....	1984-88
Grimm, Dan, C, Colorado .....	1969
Grimm, Russ, G, Pittsburgh .....	1981-91
Guglielmi, Ralph, QB, Notre Dame .....	1955, 1958-60
Gulledge, David, FS, Jacksonville State .....	1992
Gundlach, Herman, G, Harvard .....	1935

## H

Hackbart, Dale, DB, Wisconsin .....	1961-63
Hageman, Fred, C, Kansas .....	1961-64
Haight, Mike, T, Iowa .....	1992
Haines, Kris, WR, Notre Dame .....	1979
Haji-Sheikh, Ali, K, Michigan .....	1987
Haley, Dick, DB, Pittsburgh .....	1959-60
Hall, Galen, QB, Penn State .....	1962
Hall, Windlan, DB, Arizona State .....	1977
Ham, Derrick, DE, Miami .....	2000
Hamel, Dean, DT, Tulsa .....	1985-88
Hamilton, Malcolm, LB, Baylor .....	1998-99
Hamilton, Rick, LB, Central Florida .....	1993-94
Hamilton, Steve, DE, East Carolina .....	1985-88
Hamlin, Gene, C, Western Michigan .....	1970
Hammond, Bobby, RB, Morgan State .....	1979-80
Hanburger, Chris, LB, North Carolina .....	1965-78
Hancock, Mike, TE, Idaho State .....	1973-75
Hanna, Zip, G, South Carolina .....	1945
Hansen, Ron, G, Minnesota .....	1954
Harbour, Dave, C, Illinois .....	1988-89
Hardeman, Buddy, RB, Iowa State .....	1979-80
Hare, Cecil, FB, Gonzaga .....	1941-42, 1945
Hare, Ray, QB, Gonzaga .....	1940-43
Harlan, Jim, T, Howard Payne .....	1978
Harmon, Clarence, RB, Mississippi State .....	1977-82
Harold, George, B, Allen .....	1968
Harraway, Charley, RB, San Jose State .....	1969-73
Harris, Don, S, Rutgers .....	1978-79
Harris, Hank, G, Texas .....	1947-48
Harris, Jim, DB, Howard Payne .....	1970
Harris, Joe, LB, Georgia Tech .....	1977
Harris, Rickie, DB, Arizona .....	1965-70
Harrison, Kenny, WR, SMU .....	1980
Harrison, Lloyd, CB, North Carolina State .....	2000
Harrison, Nolan, DE, Indiana .....	2000
Harry, Carl, WR, Utah .....	1989, 92
Hart, Jim, QB, Southern Illinois .....	1984
Hartley, Howard, B, Duke .....	1948
Hartman, Bill, B, Georgia .....	1938
Harvey, Ken, LB, California .....	1994-98
Harvin, Allen, RB, Cincinnati .....	1987
Hatcher, Ron, FB, Michigan State .....	1962
Haus, Len, C, Georgia .....	1964-77
Haws, Kurt, TE, Utah .....	1994
Hayden, Ken, C, Arkansas .....	1943
Hayes, Jeff, P, North Carolina .....	1982-85
Haymond, Alvin, DB, Southern .....	1972
Haynes, Hall, DB, Santa Clara .....	1950, 1953-55
Haynes, Reggie, TE, UNLV .....	1978
Hazelwood, Ted, T, North Carolina .....	1953
Heath, Leon, FB, Oklahoma .....	1951-53
Heck, Andy, T, Notre Dame .....	1999-00

Hecker, Norb, DB, Baldwin-Wallace.....	1955-57
Heenan, Pat, E, Notre Dame.....	1960
Hegarty, Bill, T, Villanova.....	1960
Heinz, Bob, DT, Pacific.....	1978
Hendershot, Larry, LB, Arizona State.....	1967
Henderson, Jon, WR, Colorado State.....	1970
Hendren, Bob, T, USC.....	1949-51
Hennessey, Jerry, DE, Santa Clara.....	1952-53
Hermeling, Terry, T, Nevada.....	1970-80
Hernandez, Joe, WR, Arizona.....	1964
Hickman, Dallas, DE, California.....	1976-81
Hickman, Donnie, G, USC.....	1978
Hicks, Skip, RB, UCLA.....	1998-00
Hill, Calvin, RB, Yale.....	1976-77
Hill, Irv, B, Trinity.....	1933
Hill, Nate, DE, Auburn.....	1989
Hitchcock, Ray, C, Minnesota.....	1987
Hoage, Terry, S, Georgia.....	1991
Hobbs, Stephen, WR, North Alabama.....	1990-92
Hochertz, Martin, DE, Southern Illinois.....	1993
Hodgson, Pat, TE, Georgia.....	1966
Hoelscher, David, DT, Eastern Kentucky.....	1998
Hoffman, Bob, QB, USC.....	1940-41
Hoffman, John, DE, Hawaii.....	1969-70
Hogeboom, Gary, QB, Central Michigan.....	1990
Hokuf, Steve, B, Nebraska.....	1933-35
Hollar, John, B, Appalachian State.....	1948-49
Hollinquest, Lamont, LB, USC.....	1993-94
Holloway, Derek, WR, Arkansas.....	1986
Holly, Bob, QB, Princeton.....	1982-83
Holman, Walter, RB, West Virginia State.....	1987
Holman, Willie, DE, South Carolina State.....	1973
Holmer, Walt, B, Northwestern.....	1933
Horner, Sam, B, VMI.....	1960-61
Horstmann, Roy, FB, Purdue.....	1933
Horton, Ethan, TE, North Carolina.....	1994
Hostelter, Jeff, QB, West Virginia.....	1997
Houghton, Jerry, T, Washington State.....	1950
Houston, Ken, S, Prairie View.....	1973-80
Houston, Walt, G, Purdue.....	1955
Hover, Don, LB, Washington State.....	1978-79
Howard, Desmond, WR, Michigan.....	1992-94
Howell, Dixie, B, Alabama.....	1937
Hudson, Bob, G, Clemson.....	1959
Huff, Ken, G, North Carolina.....	1983-85
Huff, Sam, LB, West Virginia.....	1964-67, 1969
Hughley, George, FB, Central Oklahoma State.....	1965
Hull, Mike, RB, USC.....	1971-74
Humphries, Stan, QB, NE Louisiana.....	1989-91
Huntington, Greg, C, Penn State.....	1993
Hunter, Bill, DB, Syracuse.....	1965
Hurley, George, G, Washington State.....	1932-33
Husak, Todd, QB, Stanford.....	2000
Husted, Michael, K, Virginia.....	2000
Hutson, Tony, G, NE Oklahoma.....	2000
Hyatt, Fred, WR, Auburn.....	1973
Jackson, Trenton, WR, Illinois.....	1967
Jackson, Wilbur, FB, Alabama.....	1980-82
Jacobs, Jack, QB, Oklahoma.....	1946
Jacoby, Joe, T/G, Louisville.....	1981-93
Jaffurs, John, G, Penn State.....	1946
Jagielski, Harry, T, Indiana.....	1956
James, Dick, RB, Oregon.....	1956-63
Janowicz, Vic, B, Ohio State.....	1954-55
Jansen, Jon, T, Michigan.....	1999-01
Jaqua, Jon, S, Lewis & Clark.....	1970-72
Jefferson, Roy, WR, Utah.....	1971-76
Jencks, Bob, K/E, Miami (OH).....	1965
Jenkins, Jacque, FB, Vanderbilt.....	1943, 1946
Jenkins, James, TE, Rutgers.....	1991-00
Jenkins, Ken, RB, Bucknell.....	1985-86
Jessie, Tim, RB, Auburn.....	1987
Johnson, A.J, SW Texas State.....	1989-94
Johnson, Andre, T, Penn State.....	1996
Johnson, Billy, WR, Widener.....	1988
Johnson, Brad, QB, Minnesota.....	1999-2000
Johnson, Bryan, FB, Boise State.....	2000-01
Johnson, Dennis, DT, Delaware.....	1974-77
Johnson, Jimmie, TE, Howard.....	1989-91
Johnson (Howard), Joe, WR, Notre Dame.....	1989-91
Johnson, Larry, C, Haskell Indian.....	1933-35, 1944
Johnson, Mitch, T, UCLA.....	1966-68, 1972
Johnson, Randy, QB, Texas A&I.....	1975-76
Johnson, Richard, WR, Colorado.....	1987
Johnson, Sidney, CB, California.....	1990-92
Johnson, Tim, DT, Penn State.....	1990-95
Johnson, Tré, T, Temple.....	1994-00
Johnston, Jim, B, Washington.....	1939-40
Jones, Anthony, TE, Wichita State.....	1984-88
Jones, Chuck, E, George Washington.....	1955
Jones, David, C, Texas.....	1987
Jones, Deacon, DE, Mississippi Vocational.....	1974
Jones, Greg, LB, Colorado.....	1997-00
Jones, Harvey, B, Baylor.....	1947
Jones, Jimmie, DE, Wichita State.....	1971-73
Jones, Joe, DE, Tennessee State.....	1979-80
Jones, Larry, WR, NE Missouri State.....	1974-77
Jones, Larry, FB, Miami.....	1995
Jones, Melvin, G, Houston.....	1981
Jones, Robert, LB, East Carolina.....	2001
Jones, Stan, DT, Maryland.....	1966
Jordan, Curtis, FS, Texas Tech.....	1981-86
Jordan, Jeff, RB, Washington.....	1971-72
Junker, Steve, E, Xavier.....	1961-62
Junkin, Trey, LB, Louisiana Tech.....	1984
Jurgensen, Sonny, QB, Duke.....	1964-74
Justice, Charlie, RB, North Carolina.....	1950, 1952-54
Justice, Ed, B, Gonzaga.....	1936-42
Juzwik, Steve, B, Notre Dame.....	1942

## K

Kahn, Ed, G, North Carolina.....	1935-37
Kalaniualu, Alai, G, Oregon State.....	1994
Kalu, Ndukwe, DE, Rice.....	1998-00
Kamp, Jim, T, Oklahoma City.....	1933
Kammerer, Carl, DE, Pacific.....	1963-69
Kane, Rick, RB, San Jose State.....	1984
Kantor, Joe, RB, Notre Dame.....	1966
Karamatic, George, B, Gonzaga.....	1938
Karas, Emil, E, Dayton.....	1959
Karcher, Jim, G, Ohio State.....	1936-39
Karras, Lou, T, Purdue.....	1950-51
Karras, Ted, DT, Northwestern.....	1987
Katrishen, Mike, T, Southern Mississippi.....	1948-49
Imhof, Martin, DE, San Diego State.....	1974
Intrieri, Marne, G, Loyola, Md.....	1933-34
Irvine, Don, FB, Colgate.....	1936-39
Izo, George, QB, Notre Dame.....	1961-64
Jackson, Charles, S, Texas Tech.....	1987
Jackson, Leroy, RB, Western Illinois.....	1962-63
Jackson, Steve, LB, Texas-Arlington.....	1966-67

Kaufman, Mel, LB, Cal Poly SLO.....	1981-88
Kawal, Ed, C, Illinois.....	1937
Keating, Chris, LB, Maine.....	1985
Keenan, Jack, T, South Carolina.....	1944-45
Kehr, Rick, G, Carthage.....	1987-88
Kelley, Gordon, LB, Georgia.....	1962-63
Kelly, John, T, Florida A&M.....	1966-67
Kenneally, Gus, E, St. Boneventure.....	1932
Kerr, Jim, DB, Penn State.....	1961-62
Khayat, Bob, K, Mississippi.....	1960, 1962-63
Khayat, Ed, DT, Tulane.....	1957, 1962-63
Kiick, Jim, RB, Wyoming.....	1977
Kilmer, Bill, QB, UCLA.....	1971-78
Kimball, Bruce, G, Massachusetts.....	1983-84
Kimble, Garry, CB, Sam Houston State.....	1987
Kimmel, J.D., T, Houston.....	1955-56
Kimmel, John, LB, Colgate.....	1987
Kincaid, Jim, B, South Carolina.....	1954
Kinney, Kelvin, DE, Virginia State.....	1997-98
Kirk, Randy, LB, San Diego State.....	1990
Kitts, Jim, FB, Ferrum.....	1998
Knight, Curt, K, Coast Guard.....	1969-73
Koch, Markus, DE, Boise State.....	1986-91
Koniszewski, John, T, Geo. Wash.....	1945-46, 1948
Kopay, Dave, RB, Washington.....	1969-70
Kovatch, John, E, Notre Dame.....	1942-46
Krakoski, Joe, B, Illinois.....	1961
Krakoski, Joe, LB, Washington.....	1986
Krause, Max, FB, Gonzaga.....	1937-40
Krause, Paul, DB, Iowa.....	1964-67
Krause, Red, C, St. Louis.....	1938
Kresky, Joe (Mink), G, Wisconsin.....	1932
Kreuger, Al, RB, USC.....	1941-42
Krouse, Ray, T, Maryland.....	1960
Kruczek, Mike, QB, Boston College.....	1980
Kubin, Larry, LB, Penn State.....	1982-84
Kuchta, Frank, C, Notre Dame.....	1959
Kuehl, Ryan, DT, Virginia.....	1996-97
Kupp, Jake, G, Washington.....	1966
Kuziel, Bob, G, Pittsburgh.....	1975-80

**L**

Laaveg, Paul, G, Iowa.....	1970-75
Lachey, Jim, T, Ohio State.....	1988-95
Lane, Skip, S, Mississippi.....	1987
Lang, Kenard, DE, Miami.....	1997-01
Lapka, Ted, E. St. Ambrose.....	1943-44, 1946
LaPresta, Benny, B, St. Louis.....	1933
Larson, Bill, TE, Colorado State.....	1977
Larson, Pete, RB, Cornell.....	1967-68
Lasse, Dick, LB, Syracuse.....	1960-61
Lathrop, Kit, DT, Arizona State.....	1987
Laster, Donald, T, Tennessee State.....	1982-83
Laudenberg, Babe, QB, Indiana.....	1983-85
Laufenber, Joe, CB, San Diego State.....	1976-82
Law, Dennis, WR, East Tennessee State.....	1979
Lawrence, Don, T, Notre Dame.....	1959-61
LeBaron, Eddie, QB, Pacific.....	1952-53, 1955-59
Leeuwenburg, Jay, G, Colorado.....	2000
Lemek, Ray, T, Notre Dame.....	1957-61
Lennan, Reid, G, No College.....	1945
Leon, Tony, G, Alabama.....	1943
Lewis, Dan, RB, Wisconsin.....	1965
Lewis, Ron, G, Washington State.....	1995
Leverette, Otis, DE, UAB.....	2001
Liebenstein, Todd, DE, UNLV.....	1982-85
Lipscomb, Paul, T, Tennessee.....	1950-54
Livingston, Howie, B, Fullerton JC.....	1948-50

Lockett, J.W., B, Central Oklahoma State.....	1964
Lockett, Kevin, WR, Kansas State.....	2001
Logan, Marc, FB, Kentucky.....	1995-97
Lohmiller, Chip, K, Minnesota.....	1988-94
Lolatai, Al, G, Weber State.....	1945
Long, Bob, WR, Wichita State.....	1969
Lookabaugh, John, E, Maryland.....	1946-47
Looney, Joe Don, RB, Oklahoma.....	1966-67
Lorch, Karl, DT, USC.....	1976-81
Love, John, WR, North Texas State.....	1967
Lowe, Gary, B, Michigan State.....	1956-57
Lowry, Quentin, LB, Youngstown State.....	1981-83
Luce, Lew, B, Penn State.....	1961
Lynch, Dick, B, Notre Dame.....	1958
Lyle, Keith, S, Virginia.....	2001

**M**

MacAfee, Ken, E, Alabama.....	1959
Macioszczyk, Art, FB, Western Michigan.....	1948
MacMurdo, Jim, T, Pittsburgh.....	1932-33
Madarik, Elmer, B, Detroit.....	1948
Malinchak, Bill, WR, Indiana.....	1970-74, 1976
Malone, Benny, RB, Arizona State.....	1978-79
Malone, Charley, E, Texas A&M.....	1934-40, 1942
Mandeville, Chris, DB, Cal-Davis.....	1989
Manley, Dexter, DE, Oklahoma State.....	1981-89
Mann, Charles, DE, Nevada-Reno.....	1983-93
Manton, Tillie, FB, TCU.....	1938
Manusky, Greg, LB, Colgate.....	1988-90
Marciniak, Ron, C, Kansas State.....	1955
Marcus, Pete, E, Kentucky.....	1944
Marshall, Leonard, DT, LSU.....	1994
Marshall, Rich, T, Stephen F. Austin.....	1966
Marshall, Wilber, LB, Florida.....	1988-92
Martin, Aaron, DB, North Carolina College.....	1968
Martin, Jamie, QB, Weber State.....	1997
Martin, Jim, K, Notre Dame.....	1964
Martin, Steve, DE, Jackson State.....	1987
Mason, Eddie, LB, North Carolina.....	1999-01
Mason, Tommy, RB, Tulane.....	1971-72
Masterson, Bob, E, Miami.....	1938-43
Maston, Le'Shai, FB, Baylor.....	1998
Matich, Trevor, C, BYU.....	1994-96
Mattson, Riley, T, Oregon.....	1961-64
Mauti, Rich, WR, Penn State.....	1984
May, Mark, T, Pittsburgh.....	1981-89
Mayhew, Martin, CB, Florida State.....	1989-92
Mays, Alvoid, CB, West Virginia.....	1990-94
Mays, Damon, WR, Missouri.....	1996
Mazurek, Fred, B, Pittsburgh.....	1965-66
McCabe, Dick, B, Pittsburgh.....	1959
McChesney, Bob, E, UCLA.....	1936-42
McClellion, Central, CB, Ohio State.....	2001
McCrary, Greg, TE, Clark.....	1978, 1981
McDaniel, John, WR, Lincoln.....	1978-80
McDaniel, Le Charl, CB, Cal Poly SLO.....	1981-82
McDole, Ron, DE, Nebraska.....	1971-78
McDonald, Ray, RB, Idaho.....	1967-68
McEwen, Craig, TE, Utah.....	1987-88
McGee, Tim, WR, Tennessee.....	1993
McGee, Tony, DE, Bishop (TX).....	1982-84
McGrath, Mark, WR, Montana State.....	1983-85
McGriff, Curtis, DT, Alabama.....	1987
McKee, Paul, E, Syracuse.....	1947-48
McKeever, Marlin, LB, USC.....	1968-70
McKenzie, Raleigh, G, Tennessee.....	1985-94
McKinney, Zion, WR, South Carolina.....	1980
McLinton, Harold, LB, Southern.....	1969-78

McMillan, Mark, CB, Alabama.....	1999
McNeil, Clifton, WR, Grambling .....	1971-72
McPhail, Hal, FB, Xavier .....	1934-35
McQuaid, Dan, T, UNLV.....	1985-87
McQuilken, Kim, QB, Lehigh .....	1978-80
McRae, Stan, E, Michigan State.....	1946
Meade, Jim, B, Maryland .....	1939-40
Meads, Johnny, LB, Nicholls State .....	1992
Meadows, Ed, DB, Duke .....	1959
Melinger, Steve, E, Kentucky .....	1956-57
Mendenhall, Mat, DE, BYU.....	1981-82
Merkle, Ed, G, Oklahoma A&M .....	1944
Mercein, Chuck, RB, Yale .....	1969
Metcalfe, Terry, RB, San Diego State.....	1981
Michaels, Ed, G, Villanova .....	1937
Micka, Mike, FB, Colgate .....	1944
Mickles, Joe, RB, Mississippi .....	1989
Middleton, Ron, TE, Auburn .....	1988, 1990-93
Millen, Matt, LB, Penn State.....	1991
Miller, Allen, LB, Ohio.....	1962-63
Miller, Clark, DE, Utah State.....	1969
Miller, Dan, K, Florida .....	1982
Miller, Fred, T, Pacific.....	1955
Miller, John, T, Boston College.....	1956, 1958-59
Miller, Tom, B, Hampden-Sydney .....	1945
Millner, Wayne, E, Notre Dame .....	1936-41, 1945
Mills, Lamar, DT, Indiana .....	1994
Milot, Rich, LB, Penn State.....	1979-87
Milstead, Rod, G, Delaware State .....	1998-99
Mims, Chris, DT, Tennessee .....	1997
Mingo, Gene, K, No College .....	1967
Mitchell, Bobby, FL, Illinois.....	1962-68
Mitchell, Brian, RB, SW Louisiana.....	1990-99
Mitchell, Kevin, LB, Syracuse .....	2000-01
Mitchell, Michael, CB, Howard Payne.....	1987
Modzelewski, Dick, DT, Maryland.....	1953-54
Mojsiejenko, Ralf, P, Michigan State .....	1989-90
Momsen, Tony, C, Michigan .....	1952
Monachino, Jim, B, California.....	1955
Monaco, Ray, G, Holy Cross .....	1944
Monasco, Don, B, Texas .....	1954
Monk, Art, WR, Syracuse .....	1980-93
Mont, Tommy, QB, Maryland.....	1947-49
Moore, Chuck, G, Arkansas.....	1962
Moore, Darryl, G, UTEP .....	1992-93
Moore, Jeff, RB, Jackson State .....	1984
Moore, Michael, G, Troy State.....	2000

Moore, Wilbur, B, Minnesota.....	1939-46
Moran, Jim, G, Holy Cross.....	1935-36
Morgan, Bob, DT, Maryland .....	1954
Morgan, Boyd, S, USC .....	1939-40
Morgan, Mike, LB, LSU.....	1968
Morley, Sam, E, Stanford .....	1954
Morris, Jamie, RB, Michigan.....	1988-89
Morrison, Darryl, S, Arizona.....	1993-96
Morrison, Tim, CB, North Carolina.....	1986-87
Mortensen, Fred, QB, Arizona State.....	1979
Morton, Michael, RB, UNLV .....	1985
Moseley, Mark, K, Stephen F. Austin .....	1974-86
Moss, Eddie, RB, SE Missouri State .....	1977
Moss, Joe, T, Maryland .....	1952
Muhammad, Calvin, WR, Texas Southern .....	1984-85
Mul-Key, Herb, RB, No College .....	1972-74
Murphy, Mark, S, Colgate .....	1977-84
Murray, Eddie, K, Tulane.....	1995
Murray, Eddie, K, Tulane.....	1995, 2000
Murrell, Adrian, RB, West Virginia.....	2000
Musgrove, Spain, DT, Utah State .....	1967-69
Musick, Jim, FB, USC .....	1932-33, 1935-36
Myslinski, Tom, G, Tennessee .....	1992

## N

Natowich, Andy, B, Holy Cross.....	1944
Nelms, Mike, KR, Baylor .....	1980-84
Nelson, Ralph, RB, No College.....	1975
Niemi, Laurie, T, Washington State.....	1949-53
Nichols, Gerald, DT, Florida State.....	1993
Ninowski, Jim, QB, Michigan State .....	1967-68
Nisby, John, G, Pacific .....	1962-64
Nix, Doyle, B, SMU .....	1958-59
Nobile, Leo, G, Penn State.....	1947
Noble, James, WR, Stephen F. Austin .....	1986
Nock, George, RB, Morgan State .....	1972
Noga, Al, DE, Hawaii .....	1993
Norman, Jim, T, No College .....	1955
Norris, Hal, B, California.....	1955-56
North, Jim T, Central Washington .....	1944
Norton, Jim, T, Washington .....	1969
Nott, Doug, B, Detroit .....	1935
Nottage, Dexter, DE, Florida A&M .....	1994-96
Nugent, Dan, G, Auburn .....	1976-78, 1980
Nussbaumer, Bob, E, Michigan .....	1947-48



Redskins Ring of Fame members Joe Gibbs, Art Monk and Dexter Manley

## O

O'Brien, Fran, T, Michigan State	1960-66
O'Brien, Gail, T, Nebraska	1934-36
O'Dell, Stu, LB, Indiana	1974-76
Ohalette, Ifeanyi, S, USC	2001
Ogrin, Pat, DT, Wyoming	1981-82
Oliphant, Mike, RB, Puget Sound	1988
Oliver, Muhammad, CB, Oregon	1995
Olkewicz, Neal, LB, Maryland	1979-89
Olsson, Les, G, Mercer	1934-38
Olzewski, John, B, California	1958-60
Orr, Terry, TE, Texas	1986-92
Osborne, Tom, WR, Hastings (NE)	1960-61
Ostrowski, Chet, E, Notre Dame	1954-59
Owen, Tom, QB, Wichita State	1982
Owens, Brig, DB, Cincinnati	1966-77
Owens, Don, T, Southern Mississippi	1957
Owens, Rich, DE, Lehigh	1995-97

## P

Paine, Jeff, LB, San Jose State	1986
Paluck, John, DE, Pittsburgh	1956, 1959-65
Palmer, Sterling, DE, Florida State	1993-96
Papit, John, B, Virginia	1951-53
Pardee, Jack, LB, Texas A&M	1971-72
Parks, Mickey, C, Oklahoma	1938-40
Parrish, Lemar, CB, Lincoln	1978-81
Pasqua, Joe, T, SMU	1943
Paternoster, Angelo, G, Georgetown	1943
Patton, Joe, T, Alabama A&M	1994-98
Patton, Marcus, LB, UCLA	1995-98
Paul, Tito, CB, Ohio State	1999
Pebbles, Jim, E, Vanderbilt	1946-49, 1951
Peete, Rodney, QB, USC	1999
Peiffer, Dan, C, Southeast Missouri State	1980
Peligrini, Bob, LB, Maryland	1962-65
Pepper, Gene, G, Missouri	1950-53
Pergine, John, LB, Notre Dame	1973-75
Perrin, Lonnie, RB, Illinois	1979
Peters, Floyd, T, San Francisco State	1970
Peters, Tony, S, Oklahoma	1979-82, 1984-85
Peters, Volney, T, USC	1954-57
Peterson, Nelson, RB, West Virginia Wesleyan	1937
Petty, Phil, G, Missouri	1987
Petitbon, Richie, S, Tulane	1971-72
Phillips, Joe, WR, Kentucky	1985-87
Piasecky, Al, E, Duke	1943-45
Pierce, Dan, RB, Memphis State	1970
Pinkert, Erny, FB, USC	1932-40
Planutis, Jerry, B, Michigan State	1956
Podoley, Jim, RB, Central Michigan	1957-60
Poillon, Dick, B, Canisius	1942, 1946-49
Polsfoot, Fran, E, Washington State	1953
Ponds, Antwaune, LB, Syracuse	1998
Pounds, Darryl, CB, Nicholls State	1995-99
Pourdanish, Shar, T, Nevada	1996-98
Pottios, Myron, LB, Notre Dame	1971-73
Presley, Leo, C, Oklahoma	1945
Prestel, Jim, T, Idaho	1966-67
Promoto, Vince, G, Holy Cross	1960-70

## Q

Query, Jeff, WR, Millikin	1995
Quinlan, Bill, DE, Michigan State	1965
Quirk, Ed, B, Missouri	1948-51

## R

Raab, Marc, C, USC	1993
Raba, Bob, TE, Maryland	1981
Rae, Mike, QB, USC	1981
Ramsey, Knox, G, William & Mary	1952-53
Rasby, Walter, TE, Wake Forest	2001
Raymer, Cory, C, Wisconsin	1995-01
Reaves, Willard, RB, Northern Arizona	1989
Rector, Ron, B, Northwestern	1966
Reed, Alvin, TE, Prairie View	1973-75
Reed, Andre, WR, Kutztown (PA)	2000
Reed, Bob, G, Tennessee State	1965
Reem, Matt, T, Minnesota	1996
Reger, John, LB, Pittsburgh	1964-66
Renfro, Will, T, Memphis State	1957-59
Reynolds, Mack, QB, LSU	1960
Ribar, Frank, G, Duke	1943
Ricca, Jim, C, Georgetown	1951-54
Richard, Stanley, S, Texas	1995-98
Richardson, Grady, TE, Cal St. Fullerton	1979-80
Richardson, Huey, LB, Florida	1992
Richter, Pat, WR, Wisconsin	1963-70
Riggins, John, RB, Kansas	1976-79, 1981-85
Riggs, Gerald, RB, Arizona State	1989-91
Riggs, Jim, TE, Clemson	1993
Riley, Jack, T, Northwestern	1933
Roberts, Jack, B, Georgia	1932
Roberts, Walter, WR, San Jose State	1969-70
Robinson, Dave, LB, Penn State	1973-74
Robinson, Lybrant, DE, Delaware State	1989
Robinson, Tony, QB, Tennessee	1987
Roby, Reggie, P, Iowa	1993-94
Rock, Walter, T, Maryland	1968-73
Rocker, Tracy, DT, Auburn	1989-90
Roehnel, Bill, LB, Bradley	1960
Rogers, George, RB, South Carolina	1985-87
Rosato, Sal, B, Villanova	1945-47
Rose, Carlton, LB, Michigan	1987
Rosenfels, Sage, QB, Iowa State	2001
Rosso, George, B, Ohio State	1954
Roussel, Tom, LB, Southern Mississippi	1968-70
Roussos, Mike, T, Pittsburgh	1948-49
Rowe, Ray, TE, San Diego State	1992
Rubbert, Ed, QB, Louisville	1987
Rucker, Keith, DT, Ohio Wesleyan	1997
Runnels, Tom, RB, North Texas State	1956-57
Rush, Tyrone, RB, North Alabama	1994
Russell, Bo, T, Auburn	1939-40
Russell, Twan, LB, Miami	1997-99
Rutgers, Joe, DT, Illinois	1961-69
Ruthstrom, Ralph, B, SMU	1947
Rutledge, Jeff, QB, Alabama	1990-92
Ryan, Frank, QB, Rice	1969-70
Rycek, Dan, C, Virginia	1973-75
Rykovich, Jules, B, Illinois	1952-53
Rymkus, Lou, T, Notre Dame	1943
Rypien, Mark, QB, Washington State	1987-93
Rzempoluch, Ted, DB, Virginia	1963

## S

Saenz, Eddie, RB, USC	1946-51
Sagnella, Anthony, DT, Rutgers	1987
Salem, Ed, B, Alabama	1951
Salter, Bryant, S, Pittsburgh	1974-75
Sample, Johnny, DB, Maryland State	1963-65
Samuels, Chris, T, Alabama	2000-01

Sanchez, John, T, San Francisco	1947-49
Sanders, Chris, TE, Texas A&M	1997
Sanders, Deion, CB, Florida State	2000
Sanders, Lonnie, DB, Michigan State	1963-67
Sanders, Ricky, WR, SW Texas State	1986-93
Sandifer, Dan, DB, LSU	1948-49
Sanford, Hayward, E, Alabama	1940
Sarboe, Phil, DB, Washington State	1934
Sardisco, Tony, G, Tulane	1956
Sasa, Don, DT, Washington State	1997
Saul, Ron, G, Michigan State	1976-81
Savage, Sebastian, CB, North Carolina State	1995
Sawyer, John, TE, Southern Mississippi	1983
Scanlon, John, T, Tulane	1933
Scanlan, Jerry, T, Hawaii	1980-81
Scarbach, Jack, QB, Maryland	1953-54
Schick, Doyle, LB, Kansas	1961
Schilling, Ralph, E, Oklahoma City	1946
Schlereth, Mark, G, Idaho	1989-94
Schmidt, Kermit (Dutch), E, Cal Poly-Pomona	1932
Schoenke, Ray, G, SMU	1966-75
Schrader, Jim, C, Notre Dame	1954, 1956-61
Schroeder, Jay, QB, UCLA	1984-88
Scissum, Williard, G, Alabama	1987
Scott, Jake, S, Georgia	1976-78
Scotti, Ben, DB, Maryland	1959-61
Scudero, Joe, B, San Francisco	1954-58
Scully, Mike, C, Illinois	1988
Seals, George, G, Missouri	1964
Seay, Virgil, WR, Troy State	1981-84
Sebek, Nick, B, Indiana	1950
Sedoris, Chris, C, Purdue	1996
Seedborg, John, E, Arizona State	1965
Sellers, Mike, TE, Walla Walla	1999-00
Seno, Frank, B, George Washington	1943-44, 1949
Serwanga, Kato, CB, California	2001
Settles, Tony, LB, Elon	1987
Severson, Jeff, DB, Long Beach State	1972
Seymour, Bob, B, Oklahoma	1940-45
Shade, Sam, S, Alabama	1999-01
Sharp, Everett, T, California Tech	1944-45
Shedd, Kenny, WR, Northern Iowa	2000
Shepard, Derrick, WR, Oklahoma	1987-88
Shepherd, Bill, FB, Western Maryland	1935
Shepherd, Leslie, WR, Temple	1994-98
Shiner, Dick, QB, Maryland	1964-66
Shoener, Herb, E, Iowa	1948-49
Shorter, Jim, DB, Detroit	1964-67
Shugart, Clyde, G, Iowa State	1939-43
Shula, Don, DB, John Carroll	1957
Shuler, Heath, QB, Tennessee	1994-96
Siano, Tony, C, Fordham	1932
Siegert, Herb, G, Illinois	1949-51
Siemering, Larry, C, San Francisco	1935-36
Siever, Paul, T, Penn State	1992-93
Simmons, Ed, T, Eastern Washington	1987-97
Simmons, Roy, G, Georgia Tech	1983
Simmons, Terrance, OL, Alabama State	2001
Sims, Keith, G, Iowa State	1997-00
Sinko, Steve, T, Duquesne	1934-36
Sistrunk, Manny, DT, Arkansas AM&N	1970-75
Slivinski, Steve, G, Washington	1939-43
Smith, Ben, E, Alabama	1937
Smith, Bruce, DE, Virginia Tech	2000-01
Smith, Cedric, FB, Florida	1994-95
Smith, Derek M., LB, Arizona State	1997-00
Smith, Dick, DB, Northwestern	1967-68
Smith, Ed, FB, NYU	1936
Smith, George, C, California	1937, 1941-43

Smith, Hugh, E, Kansas	1962
Smith, Jack, E, Stanford	1943
Smith, Jerry, TE, Arizona State	1965-77
Smith, Jim, DB, Oregon	1968
Smith, Jimmy, RB, Elon	1984
Smith, John, WR, North Texas State	1978
Smith, Larry, RB, Florida	1974
Smith, Paul, DE, New Mexico	1979-80
Smith, Ricky, CB, Alabama State	1984
Smith, Riley, QB, Alabama	1936-38
Smith, Timmy, RB, Texas Tech	1987-88
Smith, Vernice, G, Florida A&M	1993-95
Snead, Norm, QB, Wake Forest	1961-63
Sneddon, Bob, B, St. Mary's (CA)	1944
Snidow, Ron, DE, Oregon	1963-67
Snipes, Angelo, LB, West Georgia	1986
Snowden, Jim, T, Notre Dame	1965-72
Sobolenski, Joe, G, Michigan	1949
Sommer, Mike, B, Geo. Wash.	1958-59, 1961
Sommers, John, C, UCLA	1947
Spaniel, Frank, B, Notre Dame	1950
Sparks, Dave, G, South Carolina	1954
Spirida, John, E, St. Anselm's	1939
Stacco, Ed, T, Colgate	1948
Stallings, Don, E, North Carolina	1960
Stanfel, Dick, G, San Francisco	1956-58
Stanley, Walter, WR, Mesa (CO)	1990
Starke, George, T, Columbia	1973-84
Stastica, Leo, B, Colorado	1943
Staton, Jim, T, Wake Forest	1951
Steber, John, G, Georgia Tech	1946-50
Steffen, Jim, DB, UCLA	1961-65
Stenn, Paul, T, Villanova	1946
Stensrud, Mike, DT, Iowa State	1989
Stephens, Louis, G, San Francisco	1955-60
Stephens, Rod, LB, Georgia Tech	1995-96
Steponovich, Mike, G, St. Mary's	1933
Stevens, Matt, S, Appalachian State	1998-00
Stief, Dave, WR, Portland State	1983
Stits, Bill, DB, UCLA	1959
Stock, Mark, WR, VMI	1993
Stokes, Fred, DE, Georgia Southern	1989-92
Stokes, Tim, T, Oregon	1975-77
Stone, Ken, S, Vanderbilt	1973-75
Stout, Pete, B, TCU	1949-50
Stovall, Dick, C, Abilene Christian	1949
Stowe, Tyrone, LB, Rutgers	1994
Stralka, Clem, G, Georgetown	1938-42, 1945-46
Strickland, Fred, LB, Purdue	1999
Stuart, Jim, T, Oregon	1938
Stubblefield, Dana, DT, Kansas	1998-00
Sturt, Fred, G, Bowling Green	1974
Stynchula, Andy, DT, Penn State	1960-63
Suminski, Dave, G, Wisconsin	1953
Sutton, Ed, B, North Carolina	1957-59
Sutton, Eric, CB, San Diego State	1996
Sweeney, Walt, G, Syracuse	1974-75
Sykes, Bob, B, San Jose State	1952
Symonette, Josh, S, Tennessee Tech	2000
Szafaryn, Len, T, North Carolina	1949
Scott, Dave, OL, Penn State	2001

## T

Talbert, Diron, DT, Texas	1971-80
Tamm, Ralph, T, West Chester	1991
Tanner, Barron, DT, Oklahoma	1999
Taylor, Charley, WR, Arizona State	1964-77
Taylor, Hugh (Bones), E, Oklahoma City	1947-54

Taylor, Keith, S, Illinois	1994-96
Taylor, Mike, T, USC	1971
Taylor, Roosevelt, DB, Grambling	1972
Temple, Mark, B, Oregon	1936
Tereshinski, Joe, E, Georgia	1947-54
Terrell, David, CB, Texas - El Paso	2000-01
Theismann, Joe, QB, Notre Dame	1974-85
Theofiledes, Harry, QB, Waynesburg	1968
Thibodeauz, Keith, CB, NW Louisiana	1997
Thielemann, R.C., G, Arkansas	1985-88
Thomas, Chris, WR, C, Poly San Luis Obispo	1997-99
Thomas, Duane, RB, West Texas State	1973-74
Thomas, George, B, Oklahoma	1950-51
Thomas, Johnny, CB, Baylor	1988-90, 92-94
Thomas, Mike, RB, UNLV	1975-78
Thomas, Ralph, E, San Francisco	1955-56
Thomas, Spencer, S, Washburn	1975
Thompson, Derrius, WR, Baylor	1999-01
Thompson, Ricky, WR, Baylor	1978-81
Thompson, Steve, DT, Minnesota	1987
Thrash, James, WR, Missouri Southern	1997-00
Thure, Brian, T, California	1995
Thurlow, Steve, RB, Stanford	1966-68
Tice, Mike, TE, Maryland	1989
Tillman, Rusty, LB, Northern Arizona	1970-77
Tilton, Ron, G, Tulane	1986
Titchenal, Bob, C, San Jose State	1940-42
Todd, Dick, RB, Texas A&M	1939-42, 1945-48
Toibin, Brendan, K, Richmond	1987
Toneff, Bob, DT, Notre Dame	1959-64
Torgeson, LaVERN, LB, Washington State	1955-57
Tosi, Flavio, E, Boston College	1934-36
Towns, Morris, T, Missouri	1984
Tracy, Tom, B, Tennessee	1963-64
Truitt, Dave, TE, North Carolina	1987
Truitt, Olanda, WR, Mississippi State	1994-95
Tucker, Ross, OL, Princeton	2001
Tuckey, Dick, FB, Manhattan	1938
Turk, Dan, C, Wisconsin	1997-99
Turk, Matt, P, Wisconsin-Whitewater	1995-99
Turley, Doug, E, Scranton	1944-48
Turner, J.T., G, Duke	1984
Turner, Jay, B, George Washington	1938-39
Turner, Kevin, LB, Pacific	1981
Turner, Scott, CB, Illinois	1995-97
Tyrer, Jim, T, Ohio State	1974

## U

Ucovich, Mitchell, T, San Jose State	1944
Uhlenhake, Jeff, C, Ohio State	1996-97
Ulsinski, Harry, C, Kentucky	1950-51, 1953-56
Ungerer, Joe, T, Fordham	1944-45

## V

Vactor, Ted, DB, Nebraska	1969-74
Vanderbeek, Matt, LB, Michigan State	1995-96
Varty, Mike, LB, Northwestern	1974
Vaughn, Clarence, S, Northern Illinois	1987-91
Venuto, Sam, B, Guilford	1952
Verdin, Clarence, WR, SW Louisiana	1986-87
Vereb, Ed, RB, Maryland	1960
Vickers, Kipp, T, Miami	1999
Vital, Lionel, RB, Nicholls State	1987
Voytek, Ed, G, Purdue	1957-58

## W

Waddy, Ray, CB, Texas A&I	1979-80
Wade, Bob, DB, Morgan State	1969
Ward, David (Nubbin), E, Haskell Indian	1933
Waechler, Henry, DT, Nebraska	1987
Wahler, Jim, DT, UCLA	1992-93
Walker, Brian, S, Washington State	1996-97
Walker, Marquis, CB, SE Missouri State	1996
Walker, Rick, TE, UCLA	1980-85
Walters, Tom, DB, Southern Mississippi	1964-67
Walton, Alvin, S, Kansas	1986-91
Walton, Frank, G, Pittsburgh	1944-45
Walton, Joe, E, Pittsburgh	1957-60
Watters, Dale (Muddy), T, Florida	1932-33
Ward, Bill, G, Washington State	1946-47
Warren, Don, TE, San Diego State	1979-92
Washington, Anthony, CB, Fresno State	1983-84
Washington, Fred, T, North Texas State	1968
Washington, James, S, UCLA	1995
Washington, Joe, RB, Oklahoma	1981-84
Washington, Mickey, CB, Texas A&M	1992
Watson, Jim, C, Pacific	1945
Watson, Sid, B, Northwestern	1958
Watts, George, T, Appalachian State	1942
Weatherall, Jim, T, Oklahoma	1958
Weaver, Charlie, LB, USC	1981
Weil, Jack, P, Wyoming	1989
Weisenbaugh, Heinie, B, Pittsburgh	1935-36
Welch, Herb, DB, UCLA	1989
Weldon, Casey, QB, Florida St.	1999
Weldon, Larry, QB, Presbyterian	1944-45
Weller, Rabbit (Bub), B, Haskell Indian	1933
Wells, Billy, B, Michigan State	1954, 1956-57
Westbrook, Michael, WR, Colorado	1995-01
Westfall, Ed, B, Ohio Wesleyan	1932-33
Whisenhunt, Ken, TE, Georgia Tech	1990
White, Jeris, CB, Hawaii	1980-82
Whited, Marvin, G, Oklahoma	1942-45
Whitfield, A.D., RB, North Texas State	1966-68
Whitlow, Bob, C, Arizona	1960-61
Wiggins, Paul, T, Oregon	1998
Wilbur, John, G, Stanford	1971-73
Wilburn, Barry, CB, Mississippi	1985-89
Wilde, George, B, Texas A&M	1947
Wilder, James, RB, Missouri	1990
Wilkerson, Basil, E, Oklahoma City	1932
Wilkin, Willie, T, St. Mary's (CA)	1939-43
Wilkins, Roy, LB, Georgia	1960-61
Wilkinson, Dan, DT, Ohio State	1998-01
Williams, Clarence, RB, South Carolina	1982
Williams, Doug, QB, Grambling	1986-89
Williams, Eric, DT, Washington State	1990-93
Williams, Fred, T, Arkansas	1964-65
Williams, Gerard, DB, Langston	1976-78
Williams, Greg, FS, Mississippi State	1982-84
Williams, Jamel, S, Nebraska	1997-98
Williams, Jeff, T, Rhode Island	1978-80
Williams, John, B, USC	1952-53
Williams, Kevin, CB, Iowa State	1985, 1988
Williams, Marvin, TE, Fullerton State	1987
Williams, Michael, TE, Alabama A&M	1982-84
Williams, Robert, CB, Baylor	1993
Williams, Sid, LB, Southern	1967
Williamson, Ernie, T, North Carolina	1947
Willis, Keith, DT, Northeastern	1993
Willis Larry, S, Texas-El Paso	1973
Wilson, Bobby, DT, Michigan State	1991-94
Wilson, Eric, LB, Maryland	1987

Wilson, Ted, WR, Central Florida.....	1987
Wilson, Wayne, RB, Shepard.....	1987
Winans, Tydus, WR, Fresno State.....	1994-95
Windham, David, LB, Jackson State.....	1987
Wingate, Heath, C, Bowling Green.....	1967
Winslow, Doug, WR, Drake.....	1976-77
Witucki, Casimir, G, Indiana.....	1950-51, 1953-56
Wonsley, Otis, RB, Alcorn State.....	1981-85
Woodberry, Dennis, CB, S. Arkansas.....	1987-88
Woodruff, Lee, FB, Mississippi.....	1932
Woods, Tony, DE, Pittsburgh.....	1994-96
Woodward, Dick, C, Iowa.....	1952
Wooten, John, G, Colorado.....	1968
Wooten, Mike, C, VMI.....	1987
Wright, Steve, T, Alabama.....	1970
Wright, Toby, CB.....	1999
Wright, Ted, B, North Texas State.....	1934-35
Wulff, Jim, B, Michigan State.....	1960-61
Wyant, Fred, QB, West Virginia.....	1956
Wyche, Sam, QB, Furman.....	1971-73
Wycheck, Frank, TE-FB, Maryland.....	1993-94
Wycoff, Doug, FB, Georgia Tech.....	1934
Wynne, William, DE, Tennessee State.....	1977

Wysocki, Pete, LB, Western Michigan.....1975-80

## Y

Yarber, Eric, WR, Idaho.....	1986-87
Yehobah-Kodie, Phil, LB, Penn State.....	1995
Yonaker, John, E, Notre Dame.....	1952
Youel, Jim, B, Iowa.....	1946-48
Young, Bill, T, Alabama.....	1937-42, 1946
Young, Roy, T, Texas A&M.....	1938
Young, Wilburn, DE, William Penn.....	1981
Youngblood, Jim, LB, Tennessee Tech.....	1984
Yowarsky, Walt, E, Kentucky.....	1951-54

## Z

Zagers, Bert, B, Michigan State.....	1955, 1957-58
Zelenka, Joe, LS, Wake Forest.....	2000
Zendejas, Max, K, Arizona.....	1986
Zeno, Joe, G, Holy Cross.....	1942-44
Zorich, Chris, DT, Notre Dame.....	1997
Zimmerman, Roy, B, San Jose State.....	1940-42

## All-Time Numbers

**0**  
Olsewski, John, B.....1958-60

**00**  
Bagarus, Steve, HB.....1945-46

**1**  
Roby, Reggie, P.....1993-94  
Turk, Matt, P.....1995-99  
Bentley, Scott, K.....2000

**2**  
Weil, Jack, P.....1987  
Mojstjeenko, Ralf, P.....1989-90  
Goodburn, Kelly, P.....1990-93  
Murray, Eddie, K.....1995, 2000

**3**  
Guglielmi, Ralph, QB.....1955-60  
Gogolak, Charlie, K.....1966-68  
Moseley, Mark, K.....1974-86  
George, Jeff, QB.....2000-01

**4**  
Bragg, Mike, P.....1968-79  
Atkinson, Jess, K.....1986-87  
Heppner, Kris, K.....2000  
Husted, Michael, K.....2000  
Barker, Bryan, P.....2001

**5**  
Knight, Curt, K.....1969-73  
Hayes, Jeff, P.....1982-85  
Ariri, Obed.....1987  
Shuler, Heath, QB.....1994-96  
Conway, Brett, K.....1998-01

**6**  
Haji-Sheikh, Ali, K.....1987  
Kenney, Bill, QB.....1989  
Shuers, David, K.....1998-99  
Barnhardt, Tommy, P (also wore 14).....2000

**7**  
Theismann, Joe, QB.....1974-85

**8**  
Holly, Bob, QB.....1982-83  
Lohmiller, Chip, K.....1988-94

Husak, Todd, QB.....2000

**9**  
Jurgensen, Sonny, QB.....1964-74

**10**  
Bukich, Rudy, QB.....1957-58  
Day, Eagle, QB (also wore 19).....1959-60  
Connell, Mike, P.....1980-81  
Schroeder, Jay, QB.....1984-85  
Rugledge, Jeff, QB.....1990-92  
Green, Trent, QB.....1995-98  
Graham, Kent, QB.....2001

**11**  
Pinckert, Ernie, FB.....1937-40  
Hare, Cecil, FB.....1941-42, 45  
Fiorentino, Al, QB.....1943-44  
Jones, Harvey, DB.....1947  
Wyant, Fred, QB.....1956  
Ninowski, Jim, QB.....1967-68  
McQuilken, Kim, QB.....1978-80  
Rypien, Mark, QB.....1987-93  
Weldon, Casey, QB.....1999

**12**  
Britt, Eddie, FB.....1937  
Morgan, Boyd, HB.....1939-40  
Goodyear, John, HB.....1942  
Rymkus, Lou, T.....1943  
Fuller, Larry, HB.....1944-45  
Shoener, Herb, E, (also wore 84).....1948-49  
Gilmer, Harry, QB.....1948-42, 54  
Ferris, Neil, DB.....1951-52  
Johnson, Randy, QB.....1975-76  
Mortensen, Fred, QB.....1979  
Flick, Tom, QB.....1981  
Laufenberg, Babe, QB (also wore 16).....1983-85  
Cox, Steve, P.....1985  
Conklin, Cary, QB.....1990-93  
Frerotte, Gus, QB.....1994-98  
Banks, Tony, QB.....2001

**13**  
Justice, Ed, HB.....1937-42  
Johnson, Larry, C.....1944  
Monaco, Ray, G.....1944  
Ryan, Frank, QB.....1969-70



Coach Geroge Allen in the huddle.

Scott, Jake, S	1976-78
Jacke, Chris, K	1997
Thompson, Darrius, WR	2000

**14**

Manton, Tillie, FB	1938
Kreuger, Al, HB	1941-42
Piasecky, Al, E	1943-45
Miller, Tom, E	1945
Farmer, Tom, HB	1947-48
Cox, Billy, B (also wore 40)	1951-52, 55
LeBaron, Eddie, QB	1952-53, 55-59
Shiner, Dick, QB	1964-66
Zendejas, Max, K	1986
Baruhardt, Tommy, P	1988
Blanchard, Cary, K	1998
Johnson, Brad, QB	1999-00

**15**

Barber, Jim, T	1937-41
Watts, George, T	1942
Sneddon, Bob, HB	1944
Coupee, Al, G	1946
Hollar, John, RB	1948-49
Papit, John, B (also wore 25)	1951-53
Izo, George, QB	1961-64
Kruczek, Mike, QB	1980
Rae, Mike, QB	1981
Robinson, Tony, QB	1987
Archer, Dave, QB	1988
Coleman, Greg, P	1988
Hostetler, Jeff, QB	1997

**16**

Slivinski, Steve, G	1939-43
Sharp, Everett, T	1944-45
Steber, John, G	1946-50
Dorow, Al, QB	1954-56
Snead, Norm, QB	1961-63
Began, Gary, QB	1968-69
Petitbon, Richie, S	1971-72
Laugenberg, Babe, QB (also wore 12)	1983-85
Ribbert, Ed, QB	1987
Humphries, Stan, QB	1989-91
Ganon, Rich, QB	1993
Query, Jeff, WR	1995
Blanton, Scott, K	1996-98
Peete, Rodney, QB	1999

**17**

Edwards, Turk, T	1937-39
Davis, Fred, T	1941-42, 45
Reynolds, Mack, QB	1960
Hall, Galen, QB	1962
Theofilides, Harry, QB	1968
Kilmer, Billy, QB	1971-78
Owen, Tom, QB	1982
Hart, Jim, QB	1984
Batkowski, Steve, QB	1985
Williams, Doug, QB	1986-89
Friesz, John, QB	1994

**18**

Michaels, Ed, G	1937
Bartos, Hank, G	1938
Ericksen, Carl, C	1938-39
Titchenal, Bob, C	1940-42
Hayden, Ken, C	1943
Akins, Frank, FB	1943-46
Marcus, Pete, E	1944
Duckworth, Joe, E	1947
Macioszczyk, Art, B	1948
Berrang, Ed, E	1949-52
Scarbath, Jack, QB	1953-54
Wyche, Sam, QB	1971-73

**19**

Malone, Charley, E	1937-40
Aguirre, Joe, E	1941, 43-45
Pebbles, Jim, E	1946-49, 51
Day, Eagle, QB (also wore 10)	1959-60
Pierce, Dan, RB	1970
Shedd, Kenny, WR	2000

**20**

Battles, Cliff, RB	1937
Karamatic, George, HB	1938
Seymour, Bob, HB	1940-45
Sandifer, Dan, HB	1948-49
Thomas, George, B	1950-51
Rykovich, Jules, B	1952-53
Rosso, George, B	1954
Norris, Hal, B	1955-56
Nix, Doyle, HB	1958-59
Vereb, Ed, RB	1960
Freeman, Bob, HB	1962
Budd, Frank, WR	1963
Mazurek, Fred, B	1965-66
Allen, Gerry, B	1967-69
Mason, Tommy, RB	1971-72
Stone, Ken, S	1973-75
Lavender, Joe, CB	1976-82
Morton, Michael, RB	1985
Welch, Herb, DB	1989
Mays, Alvold, CB	1990-94
Logan, Marc, FB	1995-97
Hicks, Skip, RB	1998-00
Bates, Michael, KR	2001

**21**

Olsson, Swede, G	1937-38
Farman, Dick, G	1939-43
Walton, Frank, G	1944-45
Ward, Bill, C	1946-47
Deeks, Don, T	1947
Goode, Rob, B (also wore 39)	1949-51, 54-55
Barni, Roy, B	1955-56
Sommer, Mike, B (also wore 27)	1958
Glick, Gary, B	1959-61
Schick, Doyle, LB	1961
Carr, Jim, LB	1965-65
Mingo, Gene, K	1967
Harold, George, B	1968
Brown, Tom, DB	1969
Jones, Larry, WR	1974-77
Nelms, Mike, KR	1980-84
Jessie, Tim, RB	1987
Byner, Earnest, RB	1989-93
Boykin, Todd, CB	1994
Allen, Terry, RB	1995-98
McMillian, Mark, CB	1999
Sanders, Deion, CB	2000
Smoot, Fred, CB	2001

**22**

Bond, Chuck, T	1937-38
Zimmerman, Roy, HB	1940-42
Turley, Doug, E	1944-48
Dowda, Harry, B (also wore 44)	1949-53
Justice, Charlie, B	1950, 52-54
Crotty, Jim, B	1960-61
Jackson, Leroy, HB	1962-63

Lewis, Dan, RB	1965
Jackson, T.J. WR	1967
Harris, Jim, DB	1970
Taylor, Roosevelt, DB	1972
Thomas, Mike, RB	1975-78
Hardeman, Buddy, RB	1979-80
Jordan, Curtis, S (also wore 25)	1981-86
Burmeister, Danny, DB	1987
Morris, Jamie, RB	1988-89
Bowles, Todd, S	1986-90, 92-93
Thomas, Johnny, CB (also wore 41)	1988-90, 92-94
Wycheck, Frank, TE (also wore 36)	1993-94
Sutton, Eric, S	1996
Williams, Jamel, S	1997-98
Murrell, Adrian, RB	2000
Serwanga, Kato, DB	2001

## 23

Irwin, Don, FB	1937-40
Birlem, Keith, HB	1939
Madarik, Elmer, DB	1948
Haynes, Hall, B	1950-55
Crabb, Claude, CB	1962-63
Hunter, Bill, DB	1965
Owens, Brig, DB	1966-77
Peters, Tony, SS	1979-82, 84-85
Bowles, Todd, S (also wore 22)	1986-90, 92-93
Savage, Sebastian, CB	1995
Bailey, Robert, CB	1995
Barnes, Tomur, CB	1996
Stevens, Matt, S	1998-2000
Carter, Kijana, RB	2001

## 24

Turner, Jay, HB	1938-39
Livingston, Howie, HB	1948-50
Heath, Leon, B (also wore 32)	1951-53
Kincaid, Blackie, DB	1954
Podoley, Jim, HB	1957-60
Sample, Johnny, DB	1963-65
Rector, Ron, RB	1966
Larson, Pete, RB	1967-68
Wade, Bob, DB	1969
Malinchak, Bill, WR	1970-74, 76
Thomas, Spencer, S	1975
Parrish, Lemar, CB	1978-81
Washington, Joe, RB (also wore 25)	1981-84
Washington, Anthony, CB	1983-84
Bryant, Kelvin, RB	1986-88, 90
Harry, Carl, WR	1989, 92
Eilers, Pat, CB (also wore 25)	1992-94
Richard, Stanley, S	1995-98
Bailey, Champ, CB	1999-01

## 25

Krause, Max, FB	1937-40
Dow, Ken, FB	1941
Poillon, Dick, B	1942, 46-69
Seno, Frank, HB	1943-44
Doolan, John, HB	1945
Brown, Hardy, B	1950
Papit, John, B (also wore 15)	1951-53
Adduci, Nick, B (also wore 44)	1954-55
Runnels, Tom, B	1956-57
Lynch, Dick, B	1958
McCabe, Dick, B	1959
Krakoski, Joe, B	1961
Atkins, Pervis, HB	1964
Whitfield, A.D., RB	1966-68
Hull, Mike, RB	1971-74
Brown, Eddie, S	1975-77
Malone, Benny, RB	1978-79
Jordan, Curtis, S (also wore 22)	1981-86
Washington, Joe, RB (also wore 24)	1981-84
Etherly, Dave, DB	1987
Oliphant, Mike, RB	1988
Dupard, Reggie, RB	1989-90
Washington, Mickey, CB	1992
Eilers, Pat, S (also wore 24)	1992-94
Carter, Tom, CB	1993-96

Denton, Tim, CB	1998-99
Greer, Donovan	2001

## 26

Carroll, Vic, C/G	1937-42
Foltz, Vernon, C	1944
Lolotai, Al, T	1945
Ruthstrom, Ralph, LB	1947
Castiglia, Jim, B	1947-48
Cochran, Tom, B	1949
Spaniel, Frank, B	1950
Salem, Ed, B	1951
Davis, Andy, B	1953
Shula, Don, DB	1957
Stits, Bill, DB	1959
Krause, Paul, DB	1964-67
Brunet, Bob, RB	1968, 70-77
Harris, Don, S	1978-79
Metcalf, Terry, RB	1981
Evans, Reggie, CB	1983
Smith, Ricky, CB	1984
Badjanek, Rick, RB	1986
Wilson, Wayne, RB	1987
McEwen, Craig, TE	1987-88
Davis, Wayne, CB	1989-90
Copeland, Danny, S	1991-93
Grant, Alan, CB	1994
Oliver, Muhammad, CB	1995
Dishman, Kris, CB	1997-98
Buckley, Curtis, CB	1999
Drakeford, Tyronne, CB	2000
Ohalete, Ifeanyi, S	2001

## 27

Parks, Mickey, C	1938-40
Stuart, Jim, T	1941
Zeno, Joe, G	1942-44
Audet, Earl, T	1945
Bartos, Joe, B	1950
Ferris, Neil, DB	1951-52
Menasco, Don, DB	1954
DeCarlo, Art, B	1956-57
Walters, Les, DB	1958
Sommer, Mike, B	1959, 61
Love, John, WR	1967
Houston, Ken, S	1973-80
Edwards, Brad, S	1990-93
Taylor, Keith, S (also wore 29)	1994-96
Evans, Greg, S	1998
Paul, Tito, CB	1999
Carrier, Mark, FS	2000
McClellion, Central, DB	2001

## 28

Peterson, Nels, E	1937
Masterson, Bob, E	1938-43
Schilling, Ralph, DE	1946
Taylor, Hugh, E (also wore 84)	1947-54
Scudero, Joe, B	1954-58
Rzempoluch, Ted, DB	1963
Clay, Ozzie, HB	1964
Smith, Dick, DB	1967-68
Henderson, Jon, WR	1970
Haymond, Alvin, DB	1972
Mul-Key, Herb, RB	1972-74
Bryant, Trent, CB	1981
Crissy, Kris, WR	1981
Green, Darrell, CB	1983-01

## 29

Karcher, Jim, G	1937-39
Andrako, Steve, C	1940-41
DeCorrevant, Bill, HB	1945
Britt, Oscar, G	1946
Wilde, George, HB	1947
Hartley, Howard, B	1948
Dwyer, Jack, B	1951
Barry, Paul, B	1953
Zagers, Bert, B	1955, 57-58
Vactor, Td, CB	1969-74

Murphy, Mark, S .....1977-84  
 Branch, Reggie, RB (also wore 30).....1985-89  
 Gulledge, David, S.....1992  
 Taylor, Keith, S (also wore 27).....1994-96  
 Turner, Scott, CB.....1995-97  
 Shade, Sam, S.....1999-01

**30**

Howell, Millard, B .....1937  
 Filchok, Frank, QB .....1938-41, 44-45  
 Juzwik, Steve, HB .....1942  
 Dunn, Coye, HB .....1943  
 Youel, Jim, QB .....1946-48  
 Sutton, Ed, B .....1957-59  
 Cunningham, Jim, FB .....1961-63  
 Briggs, Bob, B .....1965  
 Jordan, Jeff, RB .....1971-72  
 Salter, Bryant, S .....1974-75  
 Kiick, Jim, RB .....1977  
 Forte, Ike, RB .....1978-80  
 Giaquinto, Nick, RB .....1981-83  
 Moore, Jeff, RB .....1984  
 Branch, Reggie, RB (also wore 29).....1985-89  
 Garner, Dwight, RB .....1986  
 Holman, Walter, RB .....1987  
 Mickles, Joe, RB .....1989  
 Mitchell, Brian, RB .....1990-99

**31**

Johnston, Jimmy, HB .....1939-40  
 Clair, Frank, E .....1941  
 Weldon, Larry, QB .....1944-45  
 Ehrhardt, Clyde, C .....1949  
 Bosseler, Don, FB .....1957-64  
 Kantor, Joe, B .....1966  
 Harraway, Charley, FB .....1969-73  
 Evans, Charlie, RB .....1974  
 Jenkins, Ken, RB .....1985  
 Vaughn, Clarence, S .....1987-91  
 Clifton, Gregory, WR .....1993  
 Pounds, Darryl, CB .....1995-99  
 Terrell, David, CB .....2000-01

**32**

McChesney, Bob, E .....1937-43  
 Cafego, George, HB .....1943  
 Rosato, Sal, FB .....1945-47  
 Stout, Pete, B .....1949-50  
 Heath, Leon, FB (also wore 24) .....1951-53  
 Elter, Leo, B .....1955-57  
 Wulff, Jim, B .....1960-61  
 Barnes, Billy Ray, RB .....1962-63  
 Clay, Billy, DB .....1966  
 McDonald, Ray, RB .....1967-68  
 Dyer, Henry, RB .....1969-70  
 Pardee, Jack, LB .....1971-72  
 Curtis, Mike, LB .....1977-78  
 Dean, Vernon, CB .....1982-87  
 McEwen, Craig, TE .....1987-88  
 Wilder, James, RB .....1990  
 Ervins, Ricky, RB .....1991-94  
 Thibodeaux, Keith, CB .....1997  
 Wright, Toby, CB .....1999  
 Dukes, Chad, RB .....2000  
 Bennett, Donnell, FB .....2001

**33**

Baugh, Sammy, QB .....1937-52

**34**

Hartman, Bill, HB .....1938  
 German, Jimmy, QB .....1939  
 Sanford, Haywood, E .....1940  
 Micka, Mike, FB .....1944  
 Gaffney, Jim, B .....1946  
 Quirk, Ed, FB .....1948-51  
 Cloud, John, B .....1952-53  
 Smith, Jim, DB .....1968  
 Green, Tony, RB .....1978  
 Hammond, Bobby, RB .....1979-80

Williams, Kevin, CB .....1985, 88  
 Davis, Brian, CB .....1987-90  
 Kimble, Garry, DB .....1987  
 Hoage, Terry, S .....1991  
 Bayless, Martin, S .....1994  
 Kitts, Jim, FB .....1998  
 Symonette, Josh, S .....2000  
 Metcalf, Eric, PR/RB .....2001

**35**

Smith, Riley, QB .....1937-38  
 Moore, Wilbur, HB .....1939-46  
 Dudley, Bill, B .....1950-51, 53  
 Casares, Rick, RB .....1965  
 Looney, Joe Don, RB .....1966-67  
 Hill, Calvin, RB .....1976-77  
 Deloplane, Jack, RB .....1978  
 Perrin, Lonnie, RB .....1979  
 Claitt, Rickey, RB .....1980-81  
 Griffin, Keith, RB .....1984-85  
 Mayhew, Martin, CB .....1989-92  
 Evans, Leomont, CB .....1996-99

**36**

Wilkin, Willie, T .....1939-43  
 Harris, Henry, T .....1947-48  
 Drazenovich, Chuck, LB .....1950-59  
 Hatcher, Ron, RB .....1962  
 Tracy, Tom, RB .....1963-64  
 Barrington, Tom, RB .....1966  
 Nelson, Ralph, RB .....1975  
 Moss, Eddie, RB .....1977  
 Smith, Timmy, RB .....1987-88  
 Cofer, Joe, DB .....1987  
 Wycheck, Frank, TE (also wore 22) .....1993-94  
 Bell, William, FB .....1994-96  
 Maston, Le'Shai, FB .....1998

**37**

Young, Bill, T .....1937-42  
 Pasqua, Joe, T .....1943  
 Watson, Jim, C .....1945  
 Tereshinski, Joe, E .....1947-54  
 Lockett, J.W., FB .....1964  
 Fischer, Pat, DB .....1968-77  
 Cherry, Raphael, S .....1985  
 Williams, Kevin, CB .....1985-88  
 Curtis, Travis, CB .....1988, 91  
 Riggs, Gerald, RB .....1989-91  
 Morrison, Darryl, S (also wore 38) .....1993-96  
 Smith, Cedric, FB .....1994-95  
 Washington, James, S .....1996  
 Campbell, Jesse, S .....1997-98  
 Centers, Larry, FB .....1999-00

**38**

Smith, Ben, E .....1937  
 Bradley, Hal, E .....1938  
 Fisher, Bob, T .....1940  
 Aldrich, Ki, C .....1942  
 Jenkins, Jacque, FB .....1943, 46  
 Conkright, Bill, C .....1943  
 Dye, Les, E .....1944-45  
 Goodnight, Clyde, DB .....1949-50  
 Martin, Jim, K .....1964  
 Seedborg, John, K .....1965  
 Casares, Rick, RB .....1965  
 Willis, Larry, S .....1973  
 Smith, Larry, RB .....1974  
 Harmon, Clarence, RB .....1977-82  
 Rogers, George, RB .....1985-87  
 Reaves, Williard, RB .....1989  
 Morrison, Darryl, S (also wore 37) .....1993-96  
 Frisch, David, TE .....1997

**39**

Kawal, Ed, C .....1937  
 Stralka, Clem, C .....1938-42, 45-46  
 Hanna, Zip, G .....1945  
 Buksar, George, B .....1951-52

Sykes, Bob, B	1952
Goode, Rob, RB (also wore 21)	1949-51, 54-55
Francis, Dave, B	1963
Hughley, George, B	1965
Wonsley, Otis, RB	1981-85
Lane, Skip, S	1987
Green, Robert, RB	1992
Rush, Tyrone, RB	1994

## 40

Millner, Wayne, E	1937-41, 45
Kovatch, John, E	1942-46
Ribar, Frank, G	1943
Cox, Billy, B (also wore 14)	1951-52, 55
Lowe, Gary, B	1956-57
Horner, Sam, DB	1960-61
Sanders, Lonnie, DB	1963-67
Martin, Aaron, DB	1968
Kopay, Dave, RB	1969-70
Nock, George, RB	1972
Hyatt, Fred, WR	1973
Cunningham, Doug, RB	1974
Anderson, Bob, RB	1975
Hall, Windlan, S	1977
Jackson, Wilbur, RB	1980-82
Smith, Jimmy, RB	1984
Kane, Rick, RB	1984
Walton, Alvin, S	1986-91
Brooks, Reggie, RB	1993-95

## 41

Krause, Red, C	1938
Todd, Dick, RB	1939-42, 45-48
Stasica, Leo, Hb	1943
Wells, Billy, B	1954, 56-57
Watson, Sid, B	1958
Hudson, Bob, LB	1959
Steffen, Jim, DB	1961-65
Bass, Mike, CB	1969-75
Carpenter, Brian, CB	1983-84
Morrison, Tim, CB	1986-87
Woodberry, Dennis, DB	1987-88
Thomas, Johnny, CB (also wore 22)	1988-90, 92-94
Mandeville, Chris, DB	1989
Crutchfield, Buddy, CB	1998
Harrison, Lloyd, CB	2000

## 42

Tuckey, Dick, FB	1938
Hare, Ray, QB	1940-43
North, Jim, T	1944
Adams, John, T	1945-49
Sebek, Nick, QB	1950
Alban, Dick, B	1952-55
Planutis, Jerry, B	1956
Anderson, Bill, E	1958-63
Taylor, Charley, RB-WR	1964-77

## 43

Kahn, Eddie, G	1937
Bond, Randall, QB	1938
Cifers, Ed, T	1941-42, 46
Campofreda, Nick, C	1944
Barber, Ernie, C	1945
Szafaryn, Len, T	1949
Williams, John, B	1952-53
Janowicz, Vic, B	1954-55
Haley, Dick, B	1959-60
Kerr, Jim, DB	1961-62
Walters, Tom, DB	1964-67
Brown, Larry, RB	1969-76

## 44

Farkas, Andy, FB	1938-44
Ananis, Vito, B	1945
Condit, Merle, HB	1945
Garzoni, Mike, B	1947
Roussos, Mike, T	1948-49
Dowda, Harry, B (also wore 22)	1949-53
Adduci, Nick, B (also wore 25)	1954-55

Thurlow, Steve, RB	1966-68
Severson, Jeff, DB	1972
Denson, Moses, RB	1974-75
Riggins, John, RB	1976-79, 81-85

## 45

Russell, Bo, T	1939-40
Hoffman, Bob, QB	1940-41
Beinor, Ed, T	1942
Lapka, Ted, E	1943-44, 46
McKee, Paul, E	1947-48
Stovall, Dick, C	1949
Baker, Sam, K (also wore 49)	1953, 56-59
Felton, Ralph, B	1954-60
Duncan, Leslie, DB	1971-73
Williams, Gerard, DB	1976-78
White, Jeris, CB	1980-82
Wilburn, Barry, CB	1985-89
Johnson, Sidney, CB	1990-92
Walker, Brian, S	1996
Sellers, Mike, TE (also wore 85)	1998-00

## 46

Young, Roy, T	1938
Spirida, Joh, E	1939
Banta, Jack, B	1941
Gentry, Lee, HB	1941
Gibson, Joe, E	1943
Natowich, Andy, HB	1944
Bedore, Tom, C	1944
Ungerer, Joe, T	1944-45
Steen, Paul, T	1946
Sommer, Jack, C	1947
Doll, Don, DB	1953
Atkeson, Dale, B	1954-56
Hackbart, Dale, DB	1961-63
Harris, Rickie, DB	1965-70
Grant, Frank, WR	1973-78
McDaniel, LeCharls, CB	1981-82
Sanders, Ricky, WR (also wore 83)	1986-93
Mitchell, Mike, CB	1987
Woodberry, Dennis, CB	1987-88

## 47

Smith, George, C	1937, 41-43
Keenan, Jack, T	1944-45
Williamson, Ernie, T	1947
Butkus, Carl, T	1947
Niemi, Laurie, T	1949-53
James, Dick, B	1959-63
Shoter, Jim, DB	1964-67
Roberts, Walter, WR	1969-70
Thomas, Duane, RB	1973-74
Waddy, Ray, CB	1979-80
Williams, Greg, FS	1982-85
Thomas, Johnny, CB (also wore 22, 41)	1988-90, 92-94
Bowie, Larry, FB	1996-99
Johnson, Bryan, FB	2000-01



Charley Taylor

## 48

Whited, Marvin, G.....	1942-45
Leon, Tony, G.....	1943
Pressley, Leo, C.....	1945
Edwards, Weldon, T.....	1948
Hendren, Bob, T.....	1949-51
Hecker, Norb, DB.....	1955-57
Scottie, Ben, Db.....	1959-61
Elmore, Doug, B.....	1972
Coia, Angelo, WR.....	1964-65
Burrell, John, WR.....	1966-67
Jaqua, Jon, CB.....	1970-72
Coffey, Ken S.....	1983-85
Gage, Steve, S.....	1987-88
Curtis, Travis, CB (also wore 37).....	1988, 91
Whisenhunt, Ken, TE.....	1990
Davis, Stephen, RB.....	1996-01

## 49

Meade, Jim, HB.....	1939-40
Koniszewski, Joh, T.....	1945-46, 48
Sanchez, John, T.....	1947-49
Venuto, Sam, B.....	1952
Baker, Sam, P (also wore 45).....	1953, 56-59
Monachino, Jim, B.....	1955
Brewer, Billy, B.....	1960
Mitchell, Bobby, RB.....	1962-68

## 50

Nussbaumer, Bob, E.....	1947-48
Ulinski, Harry, C (also wore 56).....	1950-51, 53-56
Hageman, Fred, C.....	1961-64
Adams, Willie, LB.....	1965-66
Baughan, Maxie, LB.....	1971-74
Wysocki, Pete, LB.....	1975-80
Kubin, Larry, LB.....	1982-84
Caldwell, Ravin, LB.....	1987-92
Kimmel, Jon, LB.....	1987
Rose, Carlton, LB.....	1987
Myslinski, Tom, G.....	1992
Raab, Marc, C.....	1993
Brownlow, Darrick, LB.....	1995-96
Smith, Derek M., LB.....	1997-00
Jones, Robert, LB.....	2001

## 51

Shugart, Clyde, G.....	1939-43
Merkle, Ed, G.....	1944
Lennon, Reid, G.....	1945
Boensch, Fred, G.....	1947-48
Momsen, Tony, C.....	1952
Schrader, Jim, C.....	1954, 56-61
Kelley, Gordon, LB.....	1962-63
Reger, John, LB.....	1964-66
Williams, Sid, LB.....	1967
Didion, John, LB.....	1969
Grant, Bob, LB.....	1971
Ryzcek, Dan, C.....	1973-75
Harris, Joe, LB.....	1977
Coleman, Monte, LB.....	1979-94
Ponds, Antwaune, LB.....	1998
Francis, James, LB.....	1999
Fischer, Mark, C (also wore 60).....	2000-01

## 52

Gilmer, Harry, QB (also wore 12).....	1948-52, 54
Allen, John, C.....	1955-58
Butsko, Harry, LB.....	1963
Morgan, Mike, LB.....	1968
Hamlin, Gene, C.....	1970
Pergine, John, LB.....	1973-75
Olkewicz, Neal, LB.....	1979-89
Elliott, Matt, C.....	1992
Raymer, Cory, C.....	1995-01

## 53

Deal, Rufus, FB.....	1942
Smith, Jack, E.....	1943
Ucovich, Mitch, T.....	1944
DeMao, Al, C.....	1945-53

Torgeson, Torgy, LB.....	1955-57
Roehnel, Bill, LB.....	1960
Pellegrini, Bob, LB.....	1962-65
Jackson, Steve, LB.....	1966-67
McLinton, Harold, LB.....	1969-78
Bostic, Jeff, C.....	1980-93
Patton, Marcuss, LB.....	1995-97
Mason, Eddie, LB.....	1999-01
Green, Donny, LB.....	2001

## 54

Corbitt, Don, C.....	1948
Cudzik, Walt, C.....	1954
Fulcher, Bill, LB.....	1956-58
Croftcheck, Don, G.....	1965-66
Roussel, Tom, LB.....	1968-70
Kuziel, Bob, C.....	1975-80
Turner, Kevin, LB.....	1981
Cronan, Peter, LB.....	1981-85
Krakoski, Joe, LB.....	1986
Gouveia, Kurt, LB.....	1987-94
Cowne, Joh, C.....	1987
Catanho, Al, LB.....	1996
Jones, Greg, LB.....	1997-00
Brandt, David, G.....	2001

## 55

Aldrich, Ki, C.....	1941-43, 45-46
Crisler, Harold, E.....	1948-49
Ricca, Jim, C.....	1951-54
Miller, Allen, LB.....	1962-63
Hamburger, Chris, LB.....	1965-78
Kaufman, Mel, LB.....	1981-88
Collins, Andre, LB.....	1990-94
Uhlenhake, Jeff, C.....	1996-97
Hamilton, Malcolm, LB (also wore 58).....	1998-99
Strickland, Fred, LB.....	1999
Mitchell, Kevin, LB.....	2000-01

## 56

Avery, Don, T.....	1946-47
Ulinski, Harry, C (also wore 50).....	1950-51, 53-56
Woodward, Dick, C.....	1952
Brueckman, Charley, C.....	1958
Kuchta, Frank, C.....	1959
Beatty, Ed, C.....	1961
Hauss, Len, C.....	1964-77
Peiffer, Dan, C.....	1980
Lowry, Quentin, LB.....	1981-83
Junkin, Trey, LB.....	1984
Daniels, Calvin, LB.....	1986
Coyle, Eric, C.....	1987-88
Bonner, Brian, LB.....	1989
Myslinski, Tom, G (also wore 50).....	1992
Hamilton, Rick, LB.....	1993-94
Anderson, Erick, LB.....	1994-95
Foxx, Dion, LB.....	1995
Burnett, Chester, LB.....	1998
Arrington, LaVar, LB.....	2000-01

## 57

Stacco, Ed, T.....	1948
Badaczewski, John, G.....	1949-51
Khayat, Ed, DT (also wore 79).....	1962-63
Crossan, Dave, C.....	1965-69
O'Dell, Stu, LB.....	1974-76
Milot, Rich, LB.....	1979-87
Copeland, Anthony, LB.....	1987
Graham, Don, LB.....	1989
Kirk, Randy, LB.....	1990
Millen, Matt, LB.....	1991
Bingham, Guy, C.....	1992-93
Harvey, Ken, LB.....	1994-98
Leeuwenburg, Jay, G.....	2000
Curry, Donte, LB.....	2001

## 58

Nobile, Leo, C.....	1947
Katrishen, Mike, T.....	1948-49
Burman, George, C/G.....	1971

Varty, Mike, LB.....	1973
Hover, Don, LB.....	1978-79
Weaver, Charlie, LB.....	1981
Anderson, Stuart, LB.....	1982-85
Burks, Shawn, LB.....	1986
Jones, David, C.....	1987
Windham, David, LB.....	1987
Marshall, Wilber, LB.....	1988-92
Banks, Carl, LB.....	1993
Alexander, Patrise, LB.....	1996-98
Givens, Reggie, LB.....	2000
Pierce, Antonio, LB.....	2001

## 59

Carroll, Jim, LB (also wore 60).....	1966-68
Dusek, Brad, LB.....	1974-81
Youngblood, Jim, LB.....	1984
Keating, Chris, LB.....	1985
Snipes, Angelo, LB.....	1986
Paine, Jeff, LB.....	1986
Hitchcock, Ray, C.....	1987
Wilson, Eric, LB.....	1987
Scully, Mike, C.....	1988
Harbour, Dave, C.....	1988-89
Brantley, John, LB.....	1992-93
Sedoris, Chris, C.....	1996
Barber, Shawn, LB.....	1998-01

## 60

Jaffurs, John, G.....	1946
Gray, Bill, G.....	1947-48
Sobolenski, Joe, G.....	1949
Brown, Budy, G.....	1951-52
Berschet, Buddy, G.....	1951-52
Stanfel, Dick, G.....	1956-58
Khayat, Bob, G.....	1960, 62-63
Carroll, Jim, LB (also wore 59).....	1966-68
Wilbur, John, G.....	1971-73
Anderson, Gary, G.....	1980
Simmons, Roy, G.....	1983
Turner, J.T., G.....	1984
McQuaid, Dan, T.....	1985
Wooten, Mike, C.....	1987
Stokes, Fred, DE.....	1989-92
Huntington, Greg, T.....	1993
Fischer, Mark, C.....	1998-99
Samuels, Chris, T.....	2000-01

## 61

DeFruiiter, Bob, DB.....	1945-47
Pepper, Gene, G.....	1950-53
O'Brien, Fran, T.....	1960-66
Avery, Jim, E.....	1966
Bandy, Don, G.....	1967-68
Johnson, Dennis, Dt.....	1974-77
Jones, Melvin, G.....	1981
Huff, Ken, G.....	1983-85
Kehr, Rick, G.....	1987-88
Scissum, Willard, G.....	1987
Adickes, Mark, G.....	1990-91
Smith, Vernice, G.....	1993-95
Batiste, Michael, G.....	1998

## 62

Witucki, Casimir, G (also wore 63).....	1950-51, 53-56
Boll, Don, T.....	1953-59
Nisby, John, G.....	1962-64
Dess, Darrell, G.....	1965-66
Schoenke, Ray, G.....	1966-75
Nugent, Dan, G.....	1976-78, 80
Laster, Don, T.....	1982
Towns, Morris, T.....	1984
Petty, Phil, G.....	1987
Tamm, Ralph, G (also wore 64).....	1991
Moore, Darryl, G.....	1992-93
Coleman, Ben, G.....	2001

## 63

Siegert, Herb, G.....	1949-51
Witucki, Casimir, C (also wore 62).....	1950-51, 53-56
Karas, Emil, LB.....	1959

Breedlove, Rod, LB.....	1960-64
Johnson, Mitch, T (also wore 64).....	1966-68, 72
Breeding, Ed, LB.....	1967-68
Duich, Steve, G.....	1969
Dean, Fred, G.....	1978-82
Kimball, Bruce, G (also wore 67).....	1983-84
McKenzie, Raleigh, C/G.....	1985-94
Gesek, John, C (also wore 75).....	1994-95
Sims, Keith, G.....	1998-00

## 64

Marciniak, Ron, C.....	1955
Fulcher, Bill, G.....	1956
Johnson, Mitch, T (also wore 63).....	1966-68, 72
Sistrunk, Manny, DT.....	1970-75
Saul, Ron, G.....	1976-81
Hamilton, Steve, DE.....	1985
Tamm, Ralph, G (also wore 62).....	1991
Elewonibi, Mo, T.....	1990-93
Matich, Trevor, C.....	1994-96
Heck, Andy, T.....	1999-00

## 65

Clark, Jim, G.....	1952-53
Houston, Walt, G.....	1955
Promuto, Vince, G.....	1960-70
Sturt, Fred, G.....	1974
Butz, Dave, DT.....	1975-88

## 66

Norman, Jim, T.....	1955
Voytek, Ed, G.....	1957-58
Whitlow, Bob, C.....	1960-61
Kammerer, Carl, DE.....	1963-69
Pottios, Myron, LB.....	1971-73
Imhof, Martin, DE.....	1974
Arneson, Jim, G.....	1975
Fritsch, Ted, C.....	1976-79
Jacoby, Joe, G/T.....	1981-93
Turk, Dan, C.....	1997-99
Moore, Michael, G.....	2000
Campbell, Matt, G.....	2001

## 67

Suminski, Dave, G.....	1953
Stephens, Red, G.....	1955-60
Darre, Bernie, G.....	1961
Cvercko, Andy, G.....	1963
Reed, Bob, G.....	1965
Kupp, Jake, G-TE.....	1966
Wooten, John, G.....	1968
Grimm, Dan, G.....	1969
Tillman, Rusty, LB.....	1970-77
Dubinetz, Greg, G.....	1979
Kimball, Bruce, G.....	1983-84
Beasley, Tom, DT.....	1985
Thompson, Steve, DE.....	1987
Lathrop, Kit, DE.....	1987
Waechter, Henry, DE.....	1987
Brown, Ray, G.....	1989-90, 92-95
Pourdanesh, Shar, T.....	1996-98
Fletcher, Derrick, G.....	2000

## 68

Badgon, Ed, G.....	1952
Ramsey, Knox, G.....	1952-53
Sparks, Dwe, G.....	1954
Feagin, G.....	1963
Banks, Willie, G (also wore 69).....	1969-69
Fanucci, Mike, DE.....	1972
Harlan, Jim, T.....	1978
Anderson, Gary, G.....	1980
Grimm, Russ, G.....	1981-91
Patton, Joe, G/T.....	1994-98
Hutson, Tony, G.....	2000
Tucker, Ross, G.....	2001

## 69

Hansen, Ron, G.....	1954
Goosby, Tom, G.....	1966
Banks, Willie, G (also wore 68).....	1968-69

Brooks, Perry, DT .....1978-84  
 Thielemann, R.C., G .....1985-88  
 Schlereth, Mark, G .....1989-94  
 Milstead, Rod, G .....1998-99  
 Ellis, Ed, T .....2000

**70**

Karras, Lou, T .....1950-51  
 Modzelewski, Dick, DT .....1953-54  
 Miller, Fred, T .....1955  
 Sardisco, Tony, G .....1956  
 Lemek, Ray, T .....1957-61  
 Moore, Chuck, G .....1962  
 Huff, Sam, LB .....1964-67, 69  
 Wynn, Will, DE .....1977  
 Marshall, Leonard, DT .....1994  
 Drake, Troy, T .....1998

**71**

Houghton, Jerry, T .....1950  
 Renfron, Will, T .....1957-59  
 Stynchula, Andy, DT .....1960-63  
 Seals, George, E .....1964  
 Musgrove, Spain, Dt .....1967-68  
 Bosch, Frank, DT (also wore 73) .....1968-70  
 Tyrer, Jim, T .....1974  
 Lorch, Karl, DT .....1976-81  
 Peutz, Gary, T .....1982  
 Mann, Charles, DE .....1983-93  
 Lewis, Ron, G .....1995  
 Tanner, Baron, DT .....1999

**72**

Staton, Jim, DT .....1951  
 Moss, Joe, T .....1952  
 Christensen, Erik, DE .....1956  
 Owens, Don, DT .....1957  
 Weatherall, Jim, DT .....1958  
 Churchwell, Don, T .....1959  
 Rutgens, Joe, DT .....1961-69  
 Hermeling, Terry, T .....1970-73, 75-80  
 Talbert, Diron, DT .....1971-80  
 Manley, Dexter, DE .....1981-89  
 Haight, Mike, T .....1992  
 Noga, Al, DE .....1993  
 Bandison, Romeo, DT .....1995-96  
 Flores, Mike, DE (also wore 73) .....1995  
 Kalu, Ndukwe, DE .....1998-99  
 Kalu, Ndukwe, DE .....1998-2000  
 Boose, Dorian, DE .....2001

**73**

Barfield, Ken, T .....1954  
 Davlin, Mike, T .....1955  
 Miller, Joh, T .....1956, 58-59  
 Matteson, Riley, T .....1961-64  
 Jones, Stan, T .....1965  
 Bosch, Frank, De .....1968-70  
 Laaveg, Paul, G .....1970-75  
 Williams, Jeff, T .....1978-80  
 May, Mark, G .....1981-90  
 Mills, Lamar, DT .....1994  
 Flores, Mike, DE (also wore 72) .....1995  
 Ashmore, Darryl, T .....1996-97  
 Wiggins, Paul, T .....1998  
 Brown, Jamie, T .....1999

**74**

Neimi, Laurie, T .....1949-53  
 Morgan, Bob, Dt .....1954  
 Khayat, Eddie, DT (also wore 87) .....1957, 62-63  
 Snowden, Jim, T .....1965-72  
 Starke, George, T .....1973-84  
 Koch, Marcus, DE .....1986-91  
 McGriff, Curtis, DE .....1987  
 Nichols, Gerald, DT .....1993  
 Thure, Brian, T .....1995  
 Badger, Brad, G .....1997-99  
 Harrison, Nolan, DE .....2000

**75**

Ecker, Enrique, T .....1952  
 Campora, Don, DT .....1953  
 Jagielski, Harry, T .....1956  
 Davidson, Ben, DT .....1962-63  
 Williams, Fred, T (also wore 77) .....1964-65  
 Marshall, Rich, DT .....1966  
 Kelly, John, T .....1966-67  
 Washington, Fred, T .....1968  
 Wright, Steve, T .....1970  
 Hermeling, Terry, T (also wore 72) .....1970-80  
 Clark, Mike, DE .....1981  
 Ogrin, Pat, DT (also wore 79) .....1981-82  
 Briz, Darrick, G .....1987  
 Stensrud, Mike, DT .....1989  
 Williams, Eric, DT .....1990-93  
 Gesek, John, C (also wore 63) .....1994-95  
 Dahl, Bob, G .....1996-97  
 Cook, Anthony, DE .....1999  
 Ham, Derrick, DE .....2000

**76**

Lipscomb, Paul, T .....1950-54  
 Kimmel, J.D., T .....1955-56  
 Stallings, Don, E .....1960  
 Prestel, Jim, T .....1966-67  
 Rock, Walter, T .....1968-73  
 Stokes, Tim, T .....1975-77  
 Heinz, Bob, DT .....1978  
 Scanlan, Jerry, T .....1980-81  
 Mendenhall, Mat, De .....1981-82  
 Donnally, Rick, C/G .....1984-85  
 Tilton, Ron, G .....1986  
 Simmons, Ed, T .....1987-97  
 Frazier, Frank, G .....1987  
 Jansen, Jon, T .....1999-01

**77**

Jacobs, Jack, QB .....1946  
 Mont, Tommy, QB .....1947-49  
 Krouse, Ray, T .....1960  
 Barnett, Steve, T .....1964  
 Williams, Fred, T (also wore 75) .....1964-65  
 Barnes, Walter, DT .....1966-68  
 Brundige, Bill, DT .....1970-77  
 Jones, Joe, DE .....1979-80  
 Grant, Darryl, DT .....1981-90  
 Wahler, Jim, DT .....1992-93  
 Johnson, Tré .....1994-00  
 Albright, Ethan, LS .....2001

**78**

Lawrence, Don, T .....1959-61  
 Snidow, Ron, DE .....1963-67  
 Peters, Floyd, T .....1970  
 Taylor, Mike, T .....1971  
 Sweeney, Walt, G .....1974-75  
 Hickman, Dallas, DE (also wore 82) .....1976-81  
 Smith, Paul, DE .....1979-80  
 McGee, Tony, DE .....1982-84  
 Hamel, Dean, DT .....1985-88  
 Robinson, Lybrant, DE .....1989  
 Johnson, Tim, DT .....1990-95  
 Kuehl, Ryan, DT (also wore 99) .....1996-97  
 Zorich, Chris, DT .....1997  
 Brown, Doug, DT .....1998-99  
 Smith, Bruce, DE .....2000-01

**79**

Yonaker, John, E .....1952  
 Hegarty, Bill, T .....1953  
 Peters, Volney, T .....1954-57  
 Khayat, Ed, DT (also wore 57) .....1958  
 Toneff, Bob, DT (also wore 54) .....1959-64  
 Crane, Dennis, DT .....1968-69  
 McDole, Ron, DE .....1971-78  
 Bacon, Coy, DE (also wore 80) .....1978-81  
 Ogrin, Pat, DT (also wore 75) .....1981-82  
 Liebenstein, Todd, DE .....1982-85  
 Barnett, Doug, DE .....1985

Carlson, Mark, T.....	1987
Lachey, Jim, T.....	1988-95
Emtman, Steve, DT.....	1997
Vickers, Kipp, G.....	1999
Szott, Dave, G.....	2001

## 80

Ecker, Enrique, T.....	1952
Brito, Gene, E.....	1951-53, 55-58
Junker, Steve, E.....	1961-62
Hernandez, Joe, E.....	1964
Hodgson, Pat, TE.....	1966
Alford, Bruce, K.....	1967
Long, Bob, WR.....	1969
Jefferson, Roy, WR.....	1971-76
Bacon, Coy, DE (also wore 79).....	1978-80
McDaniel, John, WR (also wore 86).....	1978-80
Haines, Kris, WR.....	1979
Seay, Virgil, WR.....	1981-84
Banrwell, Malcolm, WR.....	1985
Phillips, Joe, WR.....	1985-87
Yarber, Eric, WR.....	1986-87
Wilson, Teddy, WR.....	1987
Shepard, Derrick, WR.....	1987-88
Johnson, Joe, WR.....	1989-91
Howard, Desmond, WR.....	1992-94
Truitt, Olanda, WR (also wore 84).....	1994-95
Brooks, Bill, WR.....	1996
Alexander, Stephen, TE.....	1998-01

## 81

Brown, Dan, E.....	1950
Morley, Sam, WR.....	1954
Walton, Joe, E.....	1957-60
Luce, Lew, B.....	1961
Jencks, Bob, E.....	1965
Kupp, Jake, TE.....	1966
Barefoot, Ken, E.....	1968
Carroll, Leo, DE (also wore 89).....	1969-70
Alston, Mack, TE.....	1970-72
Winstow, Doug, WR.....	1976-77
Anderson, Terry, WR.....	1978
Smith, J.T., WR.....	1978
DeFrance, Chris, WR.....	1979
Monk, Art, WR.....	1980-1993

## 82

Berrang, Ed, E.....	1949-52
Dale, Roland, E.....	1950
Polsfoot, Fran, E.....	1953
Carson, John, E.....	1954-59
MacAfee, Ken, E.....	1959
Heenan, Pat, E.....	1960
Absher, Dick, K.....	1967
Miller, Clark, DE.....	1969
Jones, Jimmie, DE.....	1971-73
Hickman, Dallas, DE (also wore 78).....	1976-81
Caster, Rich, TE.....	1981-82
Sawyer, John, TE.....	1983
Jones, Anthony, TE.....	1984-85
Caravello, Joe, TE.....	1987-88
Brandes, John, TE.....	1990-92
Rowe, Ray, TE.....	1992
Riggs, Jim, TE.....	1993
Haws, Kurt, TE.....	1994
Westbrook, Michael, WR.....	1995-01

## 83

Dekker, Al, WR.....	1953
Jones, Charlie, E.....	1955
Meadows, Ed, DB.....	1959
Wilkins, Roy, LB.....	1960-61
Norton, Jim, T.....	1969
Anderson, Bruce, DE.....	1970
Thompson, Ricky, WR.....	1978-81
McGrath, Mark, WR.....	1983-85
Stief, Dave, WR.....	1983
Mauti, Rich, WR (also wore 84).....	1984
Noble, James, WR.....	1986
Sanders, Ricky, WR (also wore 46).....	1986-93

Johnson, Richard, WR.....	1987
McEwen, Craig, TE (also wore 88).....	1987-88
Winans, Tydus, WR.....	1994-95
Anderson, Flipper, WR.....	1996
Connell, Albert, WR.....	1997-00
Lockett, Kevin, WR.....	2001

## 84

Taylor, Hugh, E (also wore 28).....	1947-54
Shoener, Herb, E (also wore 12).....	1948-49
Braatz, Tom, DE (also wore 85).....	1957-59
Osborne, Tom, E.....	1960-61
Hancock, Mike, TE.....	1973-75
Fugett, Jean, TE.....	1976-79
McCrary, Greg, TE (also wore 85).....	1978, 81
McKinney, Zion, WR.....	1980
Williams, Mike, TE.....	1982-84
Arnold, Walt, TE (also wore 90).....	1984
Mauti, Rich, WR.....	1984
Clark, Gary, WR.....	1985-92
Phillips, Joe, WR.....	1987
Bigby, Keiron, WR.....	1987
Stock, Mark, WR.....	1993
Truitt, Olanda, WR (also wore 80).....	1994-95
Asher, Jamie, TE.....	1995-98
Thompson, Derrius, WR.....	1999
Reed, Andre, WR.....	2000
Battaglia, Marco, TE.....	2001

## 85

Yowarsky, Walt, E.....	1951-54
Paluck, John, DE (also wore 86).....	1956, 59-65
Braatz, Tom, DE (also wore 84).....	1957-59
Cronin, Gene, DE.....	1961-62
Quinlan, Bill, DE.....	1964
McKeever, Marlin, LB (also wore 86).....	1968-70
Hoffman, John, DE.....	1969-70
McNeil, Clifton, WR.....	1971-72
Holman, Willie, DE.....	1973
Fryer, Brian, WR.....	1976-78
McCrary, Greg, TE (also wore 84).....	1978, 81
Warren, Don, TE.....	1979-92
Truitt, Dave, TE.....	1987
McGee, Tim, WR.....	1993
Ellard, Henry, WR.....	1994-98
Sellers, Mike, TE (also wore 45).....	1998-99
Zelenka, Joe, TE.....	2000

## 86

Meilinger, Steve, E.....	1956-57
Paluck, John, DE (also wore 85).....	1956, 59-65
Briggs, Bill, DE.....	1966-67
McKeever, Marlin, LB (also wore 85).....	1968-70
Biggs, Verlon, DE (also wore 89).....	1971-75
Dowler, Boyd, WR.....	1971
Larson, Bill, TE.....	1977
McDaniel, John, WR (also wore 80).....	1978-80
DuBois, Phil, TE.....	1979-80
Tice, Mike, TE.....	1989
Hobbs, Stephen, WR.....	1990-92
Shepherd, Leslie, WR.....	1994-98
Fryar, Irving, WR.....	1999-00
Rasby, Walter, TE.....	2001



Coach George Allen and team, ready for action.

## 87

Goodnight, Clyde, E.....	1949-50
Barker, Ed, E.....	1954
Thomas, Ralph, E.....	1955-56
Khayat, Ed, DT (also wore 74).....	1957, 62-63
Dugan, Fred, E.....	1961-63
Smith, Jerry, TE.....	1965-77
Brown, Charlie, WR.....	1982-84
Orr, Terry, TE (also wore 89).....	1986-90, 92
Dunn, K.D., TE.....	1987
Middleton, Ron, TE (also wore 88).....	1988, 90-93
Bell, Coleman, TE.....	1994-95
Thrash, James, WR.....	1997-00
Gardner, Rod, WR.....	2001

## 88

Hennessey, Jerry, DE.....	1952-53
Ostrowski, Chet, E.....	1954-59
Lasse, Dick, LB.....	1960-61
Richter, Pat, E.....	1963-70
Reed, Alvin, TE.....	1973-75
Buggs, Danny, WR.....	1976-79
Walker, Rick, TE.....	1980-85
Holloway, Derek, WR.....	1986
Frain, Todd, TE.....	1986
Middleton, Ron, TE (also wore 87).....	1988, 90-93
Benson, Cliff, TE.....	1987
Shepard, Derrick, WR.....	1987-88
McEwen, Craig, TE (also wore 83).....	1987-88
Caravello, Joe, TE.....	1987-88
Johnson, Billy (White Shoes), WR.....	1988
Johnson, Jimmie, TE.....	1989-91
Jenkins, James, TE.....	1991-00
Thompson, Derrius, WR.....	2001

## 89

Tereshinski, Joe, E.....	1947-54
Dee, Bob, E.....	1957-58
Gob. Art, E.....	1959-60
Aveni, John, K.....	1961
Smith, Hugh, E.....	1962
Collier, Jim, E.....	1963
Carpenter, Preston, E.....	1964-66
Carroll, Leo, DE (also wore 81).....	1969-70
Biggs, Verlon, DE (also wore 86).....	1971-75
Robinson, Dave, LB.....	1973-74
Haynes, Reggie, TE.....	1978
Richardson, Grady, TE.....	1979-80
Harrison, Kenny, WR.....	1980
Garrett, Alvin, WR.....	1981-84
Muhammad, Calvin, WR.....	1984-85
Verdin, Clarence, WR.....	1986-87
Orr, Terry, TE (also wore 87).....	1986-90, 91-93
Dennison, Glenn, TE.....	1987
Allen, Anthony, WR.....	1987
Stanley, Walter, WR.....	1990
Horton, Ethan, TE.....	1994
Galbraith, Scott, TE.....	1995-96
Thomas, Chris, WR.....	1997-99
Flemister, Zeron, TE.....	2000-01

## 90

Arnold, Walt, TE (also wore 84).....	1984
Curtis, Bobby, LB.....	1987
Richardson, Huey, LB.....	1992
Graf, Rick, LB.....	1993
Stowe, Tyrone, LB.....	1994
Crews, Terry, LB.....	1995
Barnett, Troy, DT.....	1996
Lang, Kenard, DE.....	1997-01

## 91

Settles, Tony, LB.....	1987
Manusky, Greg, LB.....	1988-90
Collins, Shane, DE.....	1992-94
Vanderbeek, Matt, LB.....	1995-96
Mims, Chris, DT.....	1997

Hoelscher, David, DT.....	1998
Cowsette, Delbert, DT.....	2001

## 92

Smith, Hugh, E.....	1962
Bunch, Derek, LB.....	1987
Nottage, Dexter, DE.....	1994-96
Duff, Jamal, DE.....	1997-98
DeLoach, Jerry, DT.....	2001

## 93

Meads, Johnny, LB.....	1992
Willis, Keith, DT.....	1993-94
Faulkner, Jeff, DT.....	1993
Boutte, Marc, DT.....	1994-99
Leverette, Otis, DE.....	2001

## 94

Sagnella, Anthony, DT.....	1987
Wilson, Bobby, DT.....	1991-94
Gilbert, Sean, DT.....	1996
Stubblefield, Dana, DT.....	1998-00

## 95

Benish, Dan, DT.....	1987
Gaines, William, DT.....	1995-97
Wilkinson, Dan, DT.....	1998-01

## 96

Gibson, Alec, DE.....	1987
Hollinquest, Lamont, LB.....	1993-94
Owens, Rich, DE.....	1995-97
Williams, Tyrone, DE.....	2001

## 97

Geathers, Jumpy, DT.....	1990-92
Palmer, Sterling, DE.....	1993-96
Bandison, Romeo, DT (also wore 72).....	1995-96
Kinney, Kelvin, DE.....	1997-98

## 98

Martin, Steve, DE.....	1987
Barker, Tony, LB.....	1992
Woods, Tony, DE.....	1994-96
Russell, Twan, LB.....	1997-99

## 99

Saenz, Eddie, B.....	1946-51
Young, Wilbur, DE.....	1981
Karras, Ted, DT.....	1987
Rocker, Tracy, DT.....	1989-90
Buck, Jason, DE.....	1991-93
Stephens, Rod, LB.....	1995-96
Kuehl, Ryan, DT (also wore 78).....	1996-97
Coleman, Marco, DE.....	1999-01



Mark Moseley kicks the game winner.

## Overtime Games

In 1974, the NFL established overtime to decide regular season games. Since then, the Redskins have compiled an 15-8-1 record in overtime games.

### November 2, 1975 - RFK Stadium Washington 30, Dallas 24

Ken Houston returned a Roger Staubach interception 14 yards, and Billy Kilmer scored the winning touchdown after 6:34 of overtime action.

### November 16, 1975 - Busch Stadium St. Louis 20, Washington 17

Cards scored with 20 seconds remaining on "Mel Gray catch" to force overtime. St. Louis won coin toss and marched to 37-yard Jim Bakken field goal to win after seven minutes of play.

### November 23, 1975 - RFK Stadium Oakland 26, Washington 23

George Blanda's 27-yard field goal decided contest after 7:13.

### September 27, 1976 - Veterans Stadium Washington 20, Philadelphia 17

Mark Moseley's 29-yard field goal won the Monday night game with 12:49 elapsed in overtime.

### November 12, 1978 - RFK Stadium Washington 16, New York Giants 13

Redskins won on Moseley's 45-yard field goal after 3:32 elapsed.

### November 15, 1981 - Giants Stadium Washington 30, New York Giants 27

Moseley kicked a 49-yard field goal on game's final play to force overtime and a 48-yard field goal to win with 3:44 elapsed.

### September 12, 1982 - Veterans Stadium Washington 37, Philadelphia 34

Redskins sent the game into overtime on a 48-yard field goal by Moseley with :01 to play. Moseley won the game with a 26-yarder with 4:47 elapsed.

### November 2, 1986 - RFK Stadium Washington 44, Minnesota 38

Jay Schroeder engineered a four play 63-yard drive ending with a Gary Clark 38-yard TD pass.

### December 26, 1987 - Metrodome Washington 27, Minnesota 24

Ricky Sanders' 51-yard touchdown reception from Doug Williams with less than two minutes remaining tied score at 24. Haji-Sheikh kicks 26-yard game-winning field goal after Sanders' 36-yard kickoff return in overtime.

### December 17, 1988 - Riverfront Stadium Cincinnati 20, Washington 17

Jim Breech connected from 20 yards out seven minutes into sudden death.

### November 4, 1990 - Pontiac Silverdome Washington 41, Detroit 38

Chip Lohmiller's 34-yard field goal 9:10 into overtime capped the Redskins comeback that equalled the team's greatest in history. Down by 21 points in the third quarter and 17 points entering the fourth, Jeff Rutledge's 12-yard run tied the game with :18 seconds remaining.

### November 3, 1991 - RFK Stadium Washington 16, Houston 13

Darrell Green intercepted a Warren Moon pass which set-up Lohmiller's 41-yard field goal 5:01 into overtime moving the Redskins to a 9-0 record. The Oilers tied the game with less than two minutes in regulation and had a chance to win after Brian Mitchell fumbled the kickoff, but Ian Howfield's 33-yard attempt sailed wide left.

### October 16, 1994 - RFK Stadium Arizona 19, Washington 16

Arizona scored the tying TD with :19 in regulation and scored the winning points with 4:56 in overtime. Arizona's game-winner was set up by Terry Hoage who intercepted a Heath Shuler pass and returned it 12 yards to the 23. Peterson kicked the game-winning 29-yard field goal.

### October 8, 1995 - Veterans Stadium Philadelphia 37, Washington 34

Down 10 points in the 4th quarter, Gus Frerotte guided the Redskins back with a touchdown pass to Henry Ellard and Eddie Murray's 46-yard field goal tied it up with :52 left. In OT, Washington stalled on its opening drive and the Eagles' Gary Anderson won the game with a 35-yard field goal.

### October 22, 1995 - RFK Stadium Washington 36, Detroit 30

Trailing 30-27, Eddie Murray's 39-yard field goal tied it with :04 to play. Darrell Green's seven-yard interception return of a Scott Mitchell pass for a touchdown 3:41 into overtime ended the game.

### November 10, 1996 - RFK Stadium Arizona 37, Washington 34

In one of the most bizarre games in Redskin history, the Skins led by 14 points in the fourth quarter only to squander the lead. The Cardinals won the coin toss, and drove to the Redskins 15, only to have Kevin Butler miss. The Skins' Scott Blanton booted the apparent 38-yard game-winner, but a holding

penalty forced a retry from 48 that went wide left. Arizona then tried a 29-yarder that missed, only the Redskins were offside. Butler's third attempt was good from 32-yards.

**November 24, 1996 - RFK Stadium  
San Francisco 19, Washington 16**

San Francisco's William Floyd's 1-yard touchdown run tied the game in regulation. After winning the coin toss in overtime, the 49ers Jeff Wilkins hit a 38-yard field goal to win.

**September 14, 1997- Jack Kent Cooke Stadium  
Washington 19, Arizona 13**

In the inaugural game at Jack Kent Cooke Stadium, the Redskins win with 13:24 left in OT when Gus Frerotte, sidestepping a heavy rush, throws a 40-yard strike to a leaping Michael Westbrook in the end zone. The winning points were set up two plays earlier when rookie defensive end Kenard Lang forces a fumble and rookie linebacker recovers on the Redskins 35-yard line.

**November 23, 1997  
Washington 7, NY Giants 7**

In overtime the Redskins turn the ball over three times, but the defense forces two punts and the Giants miss a 54-yard field goal. With under two minutes remaining, the Redskins drive to the Giants 36-yard line but a 54-yard field goal attempt falls short with :11 seconds left in overtime.

**September 12, 1999 - FedExField  
Dallas 41, Washington 35**

Dallas stopped the Skins' first overtime drive and then scored on a 76-yard bomb from Troy Aikman to Rocket Ismail.

**November 28, 1999 - FedExField  
Washington 20, Philadelphia 17**

Brett Conway's game-winning 27-yard FG was set up by a 48-yard kickoff return by James Thrash, which opened the overtime period. The Eagles never had the ball.

**December 26, 1999 - 3Com Park  
Washington 26, San Francisco 20**

The Redskins overcame a 10-point fourth quarter deficit to win their ninth game of the year and clinch the NFC East. Brad Johnson's QB sneak from the 1-yard line with 3:28 in regulation sent the game into the extra period. On the opening drive, Johnson connected with Larry Centers for a 33-yard TD.

**October 1, 2000 - FedExField  
Washington 20, Tampa Bay 17**

Tampa Bay forced the overtime when Martin Gramatica connected a 42-yard field goal as the regulation clock fell to 0:00. 10:51 into the extra period, Deion Sanders ignited the crowd with a 57-yard punt return, setting up the game winning 20-yard field goal by Michael Husted.

**October 21, 2001 - FedExField  
Washington 17, Carolina 14**

Placekicker Brett Conway kicked a 23-yard field goal in overtime to seal the Redskins' first victory of the season and the first under Marty Schottenheimer, 17-14. The Redskins set up the win in the fourth quarter as they ignited on both sides of the ball to overcome a 14-point deficit.



The Hogs - Jeff Bostic, George Starke, Mark May, Russ Grimm and Joe Jacoby - with Coach Joe Bugel.

## Pre-Season '61-'01

**1961**

Aug. 11 L 7-26  
 Aug. 19 L 13-29  
 Aug. 26 L 7-41  
 Sept. 2 L 10-17  
 Sept. 9 L 24-31

**1962**

Aug. 11 L 7-37  
 Aug. 16 L 14-34  
 Aug. 25 L 7-24  
 Sept. 1 W 29-28  
 Sept. 8 L 14-20

**1963**

Aug. 15 L 26-28  
 Aug. 24 L 13-41  
 Aug. 31 L 13-27  
 Sept. 6 L 17-28

**1964**

Aug. 8 L 27-28  
 Aug. 15 L 13-14  
 Aug. 22 W 27-24  
 Aug. 27 L 14-41  
 Sept. 5 W 17-10

**1965**

Aug. 3 W 37-0  
 Aug. 12 L 30-31  
 Aug. 21 W 13-7  
 Aug. 28 L 16-20  
 Sept. 4 L 23-33  
 Sept. 12 W 20-3

**1966**

Aug. 3 L 0-35  
 Aug. 20 W 10-24  
 Aug. 26 L 27-30  
 Sept. 3 W 35-20

**1967**

Aug. 9 W 37-14  
 Aug. 19 W 31-13  
 Aug. 26 W 13-7  
 Aug. 31 L 17-23  
 Sept. 9 W 16-10

**1968**

Aug. 1 L 3-9  
 Aug. 10 W 16-14  
 Aug. 16 L 13-15  
 Aug. 24 L 13-45  
 Aug. 29 W 16-10  
 Sept. 7 W 24-17

**1969**

Aug. 2 W 13-7  
 Aug. 8 L 17-21  
 Aug. 23 W 24-7  
 Aug. 30 L 20-21  
 Sept. 6 L 10-20  
 Sept. 14 L 17-26

**1970**

Aug. 8 L 12-27  
 Aug. 16 W 45-21  
 Aug. 21 W 21-13  
 Aug. 28 W 27-0  
 Sept. 5 W 26-21  
 Sept. 12 W 17-14

**Won 0, Lost 5**

Los Angeles  
 Chicago (Charleston, SC)  
 Baltimore (Norfolk, VA)  
 Philadelphia (Bristol, TN)  
 Green Bay (Columbus, GA)

**Won 1, Lost 4**

at Los Angeles  
 Baltimore  
 Philadelphia (Charlotte, NC)  
 Chicago (Norfolk, VA)  
 Green Bay (Columbus, GA)

**Won 0, Lost 4**

Chicago  
 Philadelphia (Charlotte, NC)  
 Baltimore (Norfolk, VA)  
 Green Bay

**Won 2, Lost 3**

Detroit (Charlotte, NC)  
 Chicago (Richmond, VA)  
 New York (Ithaca, NY)  
 Baltimore  
 St. Louis (Norfolk, VA)

**Won 3, Lost 3**

Philadelphia (Hershey, PA)  
 Chicago  
 St. Louis (Richmond, VA)  
 Minnesota (Charlotte, NC)  
 Baltimore (Norfolk, VA)  
 Detroit (Canton, OH)

**Won 1, Lost 3**

Baltimore  
 Chicago (Norfolk, VA)  
 Minnesota (Cleveland, OH)  
 Philadelphia

**Won 4, Lost 1**

Chicago  
 New York (Raleigh, NC)  
 at Boston  
 Baltimore  
 Pittsburgh (Norfolk, VA)

**Won 3, Lost 3**

at Houston  
 Atlanta (Tampa, FL)  
 Baltimore  
 Chicago (Raleigh, NC)  
 Detroit  
 Pittsburgh (Norfolk, VA)

**Won 2, Lost 4**

Chicago  
 at Buffalo  
 at Atlanta  
 Detroit (Tampa, FL)  
 Cleveland  
 at Philadelphia

**Won 5, Lost 1**

at Cincinnati  
 at Boston  
 Atlanta  
 Buffalo  
 Dolphins (Tampa, FL)  
 Baltimore

**1971**

Aug. 7 L 10-19  
 Aug. 14 W 17-13  
 Aug. 21 W 20-13  
 Aug. 28 L 14-20  
 Sept. 4 L 10-27  
 Sept. 11 T 17-17

**1972**

Aug. 4 W 33-3  
 Aug. 11 W 41-0  
 Aug. 18 W 34-10  
 Aug. 25 L 10-23  
 Aug. 31 L 24-27  
 Sept. 9 T 10-10

**1973**

Aug. 3 L 14-17  
 Aug. 10 W 14-10  
 Aug. 17 W 37-21  
 Aug. 25 W 20-3  
 Sept. 2 W 35-14  
 Sept. 9 W 17-3

**1974**

Aug. 2 L 17-21  
 Aug. 9 L 3-48  
 Aug. 18 L 15-16  
 Aug. 24 W 20-17  
 Aug. 30 L 19-21  
 Sept. 6 W 7-6

**1975**

Aug. 2 W 17-9  
 Aug. 8 L 14-16  
 Aug. 16 L 13-24  
 Aug. 22 W 23-14  
 Aug. 29 W 34-13  
 Sept. 7 L 31-35  
 Sept. 12 W 24-10

**1976**

July 31 W 17-10  
 Aug. 6 L 3-20  
 Aug. 14 L 7-27  
 Aug. 21 L 20-23  
 Aug. 28 W 38-7  
 Sept. 3 L 7-9

**1977**

Aug. 8 W 16-14  
 Aug. 13 L 15-27  
 Aug. 18 W 13-7  
 Aug. 27 W 13-9  
 Sept. 4 L 7-45  
 Sept. 9 W 14-7

**1978**

Aug. 5 L 13-20  
 Aug. 11 W 20-12  
 Aug. 18 W 17-16  
 Aug. 25 L 7-10

**1979**

Aug. 4 W 9-7  
 Aug. 11 L 6-13  
 Aug. 18 W 16-6  
 Aug. 24 L 9-21

**Won 2, Lost 3, Tied 1**

at San Diego  
 at Denver  
 St. Louis  
 Baltimore  
 at Miami  
 Cincinnati

**Won 3, Lost 2, Tied 1**

Baltimore (Tampa, FL)  
 Denver  
 Philadelphia  
 at Detroit  
 Miami  
 at Pittsburgh

**Won 5, Lost 1**

Detroit  
 Denver  
 at Buffalo  
 Baltimore  
 at New England  
 Chicago

**Won 2, Lost 4**

New England  
 Houston  
 Buffalo  
 at Cleveland  
 Pittsburgh  
 Baltimore

**Won 4, Lost 3**

Cincinnati (Canton, OH)  
 Atlanta  
 at Houston  
 Cleveland  
 Detroit  
 New York Jets  
 Baltimore

**Won 2, Lost 4**

at Atlanta  
 at Baltimore  
 Pittsburgh  
 at Kansas City  
 at New York Jets  
 Chicago

**Won 4, Lost 2**

at Cleveland  
 at Miami  
 Kansas City  
 at Green Bay  
 at New England  
 New York Jets

**Won 2, Lost 2**

at Minnesota  
 Green Bay  
 at Baltimore  
 Atlanta

**Won 2, Lost 2**

at Tampa Bay  
 at Denver  
 at Atlanta  
 Cleveland

**1980**

Aug. 9 W 13-3  
 Aug. 18 W 12-3  
 Aug. 23 W 34-17  
 Aug. 29 L 6-11

**1981**

Aug. 7 W 16-10  
 Aug. 14 W 27-13  
 Aug. 22 W 13-7  
 Aug. 30 L 10-19

**1982**

Aug. 14 L 7-24  
 Aug. 21 L 13-28  
 Aug. 27 L 14-20  
 Sept. 3 L 21-28

**1983**

Aug. 6 L 10-13  
 Aug. 12 W 27-23  
 Aug. 19 L 7-38  
 Aug. 27 W 27-19

**1984**

Aug. 4 W 16-13  
 Aug. 10 L 20-21  
 Aug. 17 L 27-31  
 Aug. 25 W 14-6

**1985**

Aug. 10 W 17-14  
 Aug. 18 W 14-9  
 Aug. 23 W 37-36  
 Aug. 30 W 20-7

**1986**

Aug. 10 L 7-18  
 Aug. 15 W 27-24  
 Aug. 23 W 21-13  
 Aug. 29 W 29-21

**1987**

Aug. 14 W 23-17  
 Aug. 22 W 30-0  
 Aug. 29 L 10-17  
 Sept. 5 W 26-14

**1988**

Aug. 5 L 31-44  
 Aug. 13 W 27-10  
 Aug. 20 W 45-27  
 Aug. 27 W 34-17

**1989**

Aug. 5 W 31-6  
 Aug. 12 W 21-14  
 Aug. 21 L 13-24  
 Aug. 25 W 35-21  
 Sept. 1 W 26-21

**1990**

Aug. 11 L 27-31  
 Aug. 17 W 27-24  
 Aug. 25 W 31-13  
 Aug. 31 W 37-10

**1991**

Aug. 4 L 7-13  
 Aug. 10 W 27-6  
 Aug. 16 L 21-24 (OT)  
 Aug. 24 L 9-13

**1992**

Aug. 1 L 21-22  
 Aug. 8 L 13-14

**Won 3, Lost 1**

at Baltimore  
 at Cleveland  
 Oakland  
 at Tampa Bay

**Won 3, Lost 1**

Kansas City  
 Minnesota  
 at Baltimore  
 at New England

**Won 0, Lost 4**

at Miami  
 at Tampa Bay  
 Buffalo  
 at Cincinnati

**Won 2, Lost 2**

at Atlanta  
 Cincinnati  
 Miami  
 at Buffalo

**Won 2, Lost 2**

at Denver  
 L.A. Raiders  
 New England  
 at New Orleans

**Won 4, Lost 0**

at Atlanta  
 at L.A. Raiders  
 New England  
 at Tampa Bay

**Won 3, Lost 1**

at New England  
 Pittsburgh  
 at Tampa Bay  
 Atlanta

**Won 3, Lost 1**

Pittsburgh  
 Green Bay (Madison, WI)  
 at Tampa Bay  
 at L.A. Rams

**Won 3, Lost 1**

Pittsburgh  
 at Miami  
 at L.A. Raiders  
 Atlanta (Birmingham, AL)

**Won 4, Lost 1**

Buffalo (Canton, OH)  
 at Pittsburgh  
 at Minnesota  
 Miami

**Won 3, Lost 1**

at New Orleans  
 Atlanta (Chapel Hill, NC)  
 Pittsburgh  
 at Cleveland  
 L.A. Rams

**Won 1, Lost 3**

at Pittsburgh  
 at New England  
 Cleveland  
 New York Jets (Columbia, SC)

**Won 1, Lost 4**

Miami (Orlando, FL)  
 at NY Jets

Aug. 16 L 15-17

Aug. 22 W 27-23

Aug. 29 L 0-30

**1993**

Aug. 9 W 41-12

Aug. 14 L 10-19

Aug. 22 W 10-3

Aug. 27 W 17-3

**1994**

Aug. 8 L 11-13

Aug. 12 L 14-17

Aug. 18 L 17-27

Aug. 26 W 22-21

**1995**

Aug. 5 L 21-37

Aug. 12 W 16-13

Aug. 19 L 13-27

Aug. 25 L 23-35

**1996**

Aug. 2 W 17-7

Aug. 9 L 25-34

Aug. 16 L 7-28

Aug. 23 L 19-27

**1997**

Aug. 2 W 20-8

Aug. 9 W 18-12

Aug. 16 W 35-31

Aug. 21 L 7-28

**1998**

Aug. 8 L 16-19

Aug. 15 W 27-24

Aug. 22 L 17-20

Aug. 28 L 17-27

**1999**

Aug. 13 W 20-14

Aug. 20 W 20-19

Aug. 28 W 27-14

Sept. 3 L 13-16

**2000**

Aug. 4 L 12-13

Aug. 11 W 30-20

Aug. 19 W 24-0

Aug. 25 W 17-10

**2001**

Aug. 12 L 0-20

Aug. 17 L 6-27

Aug. 24 W 27-25

Aug. 30 L 13-33

**2002**

Aug. 3

Aug. 10

Aug. 18

Aug. 24

Aug. 29

American Bowl, vs. San Francisco,  
 Osaka, Japan

at Carolina Panthers 8:00 PM

vs. Pittsburgh Steelers 8:00 PM

at Tampa Bay Buccaneers 8:00 PM

vs. New England 8:00 PM

San Francisco (London)

at LA Raiders

Minnesota

**Won 3, Lost 1**

Cleveland

at Miami

at Pittsburgh

New York Jets

**Won 1, Lost 3**

at Buffalo

Kansas City

at New England

Pittsburgh

**Won 1, Lost 3**

at Kansas City

Houston (Nashville, TN)

at Miami

at Green Bay

**Won 1, Lost 3**

at Buffalo

at Detroit

Cincinnati

at New England

**Won 3, Lost 1**

at Tampa Bay

at Tennessee

at Atlanta

at Miami

**Won 1, Lost 3**

Miami

at Tennessee

New England

at Buffalo

**Won 3, Lost 1**

at New England

Buffalo

at Pittsburgh

Tampa Bay

**Won 3, Lost 1**

at Tampa Bay

vs New England

at Cleveland

vs Pittsburgh

**Won 1, Lost 3**

at Kansas City

vs Atlanta

vs Cleveland

at New England



1942 World Champions

**1932.....Won 4, Lost 4, Tied 2**

Head Coach-Lud Wray

Oct. 2.....L.....0-14.....Brooklyn.....6,000
Oct. 9.....W.....14-6.....NY Giants.....8,000
Oct. 16.....L.....0-9.....Chi. Cardinals.....15,000
Oct. 23.....T.....0-0.....at NY Giants.....15,000
Oct. 30.....T.....7-7.....Chicago Bears.....18,000
Nov. 6.....W.....19-6.....Staten Island
Nov. 13.....L.....0-21.....Green Bay.....16,500
Nov. 20.....L.....0-10.....at Portsmouth.....5,000
Nov. 27.....W.....8-6.....at Chi. Cardinals.....6,200
Dec. 4.....W.....7-0.....at Brooklyn.....20,000

**1933.....Won 5, Lost 5, Tied 2**

Head Coach-Lone Star Dietz

Sept. 17..T.....7-7.....at Green Bay.....5,000
Sept. 24..L.....0-7.....at Chicago Bears.....8,000
Oct. 1.....W.....21-6.....at Pittsburgh.....15,000
Oct. 8.....W.....21-20.....NY Giants.....17,000
Oct. 15.....L.....0-13.....Portsmouth.....21,000
Oct. 22.....W.....10-0.....Chi. Cardinals.....18,000
Oct. 29.....L.....14-16.....Pittsburgh.....7,500
Nov. 5.....W.....10-0.....Chicago Bears.....22,820
Nov. 12.....L.....0-7.....at NY Giants.....17,601
Nov. 19.....W.....20-7.....Green Bay.....16,399
Nov. 26.....L.....0-14.....at Brooklyn.....15,000
Dec. 3.....T.....0-0.....at Chi. Cardinals.....7,000

**1934.....Won 6, Lost 6**

Head Coach-Lone Star Dietz

Sept. 16..W.....7-0.....at Pittsburgh.....17,171
Sept. 30..L.....6-10.....at Brooklyn.....12,500
Oct. 7.....L.....13-16.....at NY Giants.....17,033
Oct. 14.....W.....39-0.....Pittsburgh.....15,500
Oct. 17.....L.....0-24.....at Detroit.....12,000
Oct. 21..W.....6-0.....Philadelphia.....10,344
Oct. 28.....W.....9-0.....Chi. Cardinals.....10,000
Nov. 4.....L.....0-10.....Green Bay.....23,722
Nov. 11.....L.....0-21.....Chicago.....26,000
Nov. 18.....W.....14-7.....at Philadelphia.....8,500
Nov. 25.....L.....0-3.....at NY Giants.....20,000
Dec. 2.....W.....13-3.....Brooklyn.....13,000

**1935.....Won 2, Lost 8, Tied 1**

Head Coach-Eddie Casey

Sept. 9..W.....7-3.....Brooklyn.....17,930
Oct. 6.....L.....12-20.....NY Giants.....8,000
Oct. 13.....L.....7-17.....Detroit.....18,737
Oct. 20.....L.....6-17.....at NY Giants.....20,000
Oct. 27.....L.....0-6.....at Pittsburgh.....11,379
Oct. 30.....L.....0-14.....at Detroit.....14,000
Nov. 3.....L.....6-7.....Philadelphia.....10,000
Nov. 10.....L.....14-30.....Chicago Bears.....16,423
Nov. 17.....Cancelled.at Philadelphia
Nov. 24.....L.....0-6.....Chi. Cardinals.....4,152
Dec. 1.....W.....13-3.....Pittsburgh.....5,000
Dec. 8.....T.....0-0.....at Brooklyn.....7,500

**1936.....Won 7, Lost 5**

Head Coach-Ray Flaherty

Sept. 13..L.....0-10.....at Pittsburgh.....15,622
Sept. 20..W.....26-3.....at Philadelphia.....20,000
Sept. 27..W.....14-3.....at Brooklyn.....15,000
Oct. 4.....L.....0-7.....NY Giants.....14,133
Oct. 11.....L.....2-31.....at Green Bay.....6,108
Oct. 18.....W.....17-7.....Philadelphia.....4,000
Nov. 1.....W.....13-10.....Chi. Cardinals.....7,000
Nov. 8.....L.....3-7.....Green Bay.....11,220
Nov. 15.....L.....0-26.....Chicago Bears.....12,000
Nov. 22.....W.....30-6.....Brooklyn.....4,197
Nov. 29.....W.....30-0.....Pittsburgh.....4,813
Dec. 6.....W.....14-0.....at NY Giants.....18,000

**World Championship**

Dec. 13..L.....6-21.....• Green Bay.....29,595
--

• Game played at Polo Grounds

**1937.....Won 8, Lost 3**

Head Coach - Ray Flaherty

Sept. 15..W.....13-3.....NY Giants.....25,000
Sept. 24..L.....14-21.....Chi. Cardinals.....22,367
Oct. 3.....W.....11-7.....at Brooklyn.....16,000
Oct. 10.....L.....0-14.....Philadelphia.....7,320
Oct. 17.....W.....34-20.....Pittsburgh.....12,835

Oct. 24 ...W.....10-7.....at Philadelphia.....13,167
Oct. 31 ...W.....21-0.....Brooklyn.....22,500
Nov. 14 ...L.....13-21.....at Pittsburgh.....12,242
Nov. 21 ...W.....16-7.....at Cleveland Rams.....3,500
Nov. 28 ...W.....14-6.....Green Bay.....30,000
Dec. 5 ...W.....49-14.....at NY Giants.....49-14

#### World Championship

Dec. 12 ...W.....28-21.....at Chicago Bears.....15,878
--

#### 1938.....Won 6, Lost 3, Tied 2

##### Head Coach - Ray Flaherty

Sept. 11...W.....26-23.....at Philadelphia.....20,000
Sept. 18...T.....16-16.....Brooklyn.....23,000
Sept. 25...W.....37-13.....Cleveland Rams.....27,000
Oct. 9.....L.....7-10.....NY Giants.....37,500
Oct. 16...W.....7-5.....at Detroit.....42,855
Oct. 23...W.....20-14.....Philadelphia.....3,000
Oct. 30...T.....6-6.....at Brooklyn.....29,913
Nov. 6...W.....7-0.....at Pittsburgh.....12,910
Nov. 13...L.....7-31.....at Chicago Bears.....21,817
Nov. 27...W.....15-0.....Pittsburgh.....12,910
Dec. 4...L.....0-36.....at NY Giants.....57,461

#### 1939.....Won 8, Lost 2, Tied 1

##### Head Coach - Ray Flaherty

Sept. 17...W.....7-0.....at Philadelphia.....33,528
Oct. 1.....T.....0-0.....NY Giants.....34,712
Oct. 8...W.....41-13.....Brooklyn.....27,092
Oct. 15...W.....44-14.....Pittsburgh.....25,982
Oct. 22...W.....21-14.....at Pittsburgh.....8,602
Oct. 29...L.....14-24.....at Green Bay.....24,308
Nov. 5...W.....7-6.....Philadelphia.....20,444
Nov. 12...W.....42-0.....at Brooklyn.....28,581
Nov. 19...W.....28-7.....Chi. Cardinals.....26,667
Nov. 26...W.....31-7.....Detroit.....36,183
Dec. 3...L.....7-9.....at NY Giants.....62,404

#### 1940.....Won 9, Lost 2

##### Head Coach - Ray Flaherty

Sept. 15...W.....24-17.....Brooklyn.....32,763
Sept. 22...W.....21-7.....NY Giants.....34,712
Oct. 2...W.....40-10.....at Pittsburgh.....25,213
Oct. 13...W.....28-21.....Chi. Cardinals.....33,691
Oct. 20...W.....34-17.....Philadelphia.....26,083
Oct. 27...W.....20-14.....at Detroit.....28,090
Nov. 3...W.....37-10.....Pittsburgh.....31,204
Nov. 10...L.....14-16.....at Brooklyn.....33,846
Nov. 17...W.....7-3.....Chicago Bears.....35,231
Nov. 24...L.....7-21.....at NY Giants.....46,439
Dec. 1...W.....13-6.....Philadelphia.....25,838

#### World Championship

Dec. 8...L.....0-73.....Chicago Bears.....36,034
--

#### 1941.....Won 6, Lost 5

##### Head Coach - Ray Flaherty

Sept. 28...L.....10-17.....NY Giants.....35,677
Oct. 5...W.....3-0.....Brooklyn.....32,642
Oct. 12...W.....24-20.....at Pittsburgh.....18,733
Oct. 19...W.....21-17.....at Philadelphia.....19,071
Oct. 26...W.....17-13.....Cleveland Rams.....32,820
Nov. 2...W.....23-3.....Pittsburgh.....30,755
Nov. 9...L.....7-13.....at Brooklyn.....31,713
Nov. 16...L.....21-35.....at Chicago Bears.....30,095
Nov. 23...L.....13-20.....at NY Giants.....49,317

Nov. 30...L.....17-22.....Green Bay.....35,594
Dec. 7...W.....20-14.....Philadelphia.....27,102

#### 1942.....Won 10, Lost 1

##### Head Coach - Ray Flaherty

Sept. 20...W.....28-14.....Pittsburgh.....25,000
Sept. 27...L.....7-14.....NY Giants.....34,700
Oct. 4...W.....14-10.....at Philadelphia.....15,500
Oct. 11...W.....33-14.....Cleveland Rams.....33,250
Oct. 18...W.....21-10.....at Brooklyn.....25,635
Oct. 25...W.....14-0.....at Pittsburgh.....37,764
Nov. 1...W.....30-27.....Philadelphia.....32,658
Nov. 8...W.....28-0.....Chi. Cardinals.....35,425
Nov. 15...W.....14-7.....at NY Giants.....30,879
Nov. 22...W.....23-3.....Brooklyn.....34,450
Nov. 29...W.....15-3.....at Detroit.....6,044

#### World Championship

Dec. 13...W.....14-6.....Chicago.....36,006
---

#### 1943.....Won 6, Lost 3, Tied 1

##### Head Coach - Arthur "Dutch" Bergman

Oct. 10...W.....27-0.....Brooklyn.....35,450
Oct. 17...W.....33-7.....at Green Bay.....23,058
Oct. 24...W.....13-7.....Chi. Cardinals.....35,450
Oct. 31...W.....48-10.....at Brooklyn.....11,471
Nov. 7...T.....14-14.....at Phil-Pitt.....28,893
Nov. 14...W.....42-20.....Detroit.....35,450
Nov. 21...W.....21-7.....Chicago.....35,671
Nov. 28...L.....14-27.....Phil-Pitt.....35,826
Dec. 5...L.....10-14.....at NY Giants.....35,826
Dec. 12...L.....7-31.....NY Giants.....35,540

#### Eastern Title Playoff

Dec. 19...W.....28-0.....at NY Giants.....42,800
--

#### World Championship

Dec. 26...L.....21-41.....at Chicago Bears.....34,320
---

#### 1944.....Won 6, Lost 3, Tied 1

##### Head Coach - Dudley DeGroot

Oct. 8...T.....31-31.....at Philadelphia.....32,549
Oct. 15...W.....21-14.....at Boston Yanks.....17,758
Oct. 22...W.....17-14.....Brooklyn Tigers.....35,000
Oct. 29...W.....42-20.....Chi-Pitt.....35,540
Nov. 5...W.....14-10.....Cleveland Rams.....35,450
Nov. 12...W.....10-0.....at Brooklyn Tigers.....20,404
Nov. 19...L.....7-37.....Philadelphia.....35,540
Nov. 26...W.....14-7.....Boston Yanks.....35,540
Dec. 3...L.....13-16.....at NY Giants.....47,457
Dec. 10...L.....0-31.....NY Giants.....35,540

#### 1945.....Won 8, Lost 2

##### Head Coach - Dudley DeGroot

Oct. 7...L.....20-28.....at Boston Yanks.....22,685
Oct. 14...W.....14-0.....at Pittsburgh.....14,050
Oct. 21...W.....24-14.....Philadelphia.....34,788
Oct. 28...W.....24-14.....at NY Giants.....55,641
Nov. 4...W.....24-21.....Chi. Cardinals.....35,000
Nov. 11...W.....34-7.....Boston Yanks.....34,788
Nov. 18...W.....28-21.....Chicago Bears.....34,788
Nov. 25...L.....0-16.....at Philadelphia.....37,306
Dec. 2...W.....24-0.....Pittsburgh.....34,788
Dec. 9...W.....17-0.....NY Giants.....34,788

#### World Championship

Dec. 16...L.....14-15.....at Cleveland Rams.....32,178
--

**1946.....Won 5, Lost 5, Tied 1**

Head Coach - A.G. "Turk" Edwards

Sept. 29	.....T.....	14-14	.....Pittsburgh	.....	33,620
Oct. 6	.....W.....	17-16	.....Detroit	.....	33,569
Oct. 13	.....W.....	24-14	.....NY Giants	.....	33,651
Oct. 20	.....W.....	14-6	.....at Boston Yanks	.....	24,357
Oct. 27	.....L.....	24-28	.....Philadelphia	.....	33,691
Nov. 3	.....L.....	7-14	.....at Pittsburgh	.....	39,060
Nov. 10	.....W.....	17-14	.....Boston Yanks	.....	33,691
Nov. 17	.....L.....	20-24	.....at Chicago Bears	.....	43,315
Nov. 24	.....W.....	27-10	.....at Philadelphia	.....	36,366
Dec. 1	.....L.....	7-20	.....Green Bay	.....	33,691
Dec. 8	.....L.....	0-31	.....at NY Giants	.....	60,337

**1947.....Won 4, Lost 8**

Head Coach - A.G. "Turk" Edwards

Sept. 28	.....L.....	42-45	.....at Philadelphia	.....	35,406
Oct. 5	.....W.....	27-26	.....Pittsburgh	.....	36,585
Oct. 12	.....W.....	28-20	.....NY Giants	.....	36,533
Oct. 19	.....L.....	10-27	.....at Green Bay	.....	28,572
Oct. 26	.....L.....	20-56	.....Chicago Bears	.....	36,591
Nov. 2	.....L.....	14-38	.....Philadelphia	.....	36,591
Nov. 9	.....L.....	14-21	.....at Pittsburgh	.....	36,257
Nov. 16	.....L.....	21-38	.....at Detroit	.....	17,003
Nov. 23	.....W.....	45-21	.....Chi. Cardinals	.....	35,362
Nov. 30	.....L.....	24-27	.....at Boston Yanks	.....	24,800
Dec. 7	.....L.....	10-35	.....at NY Giants	.....	25,594
Dec. 14	.....W.....	40-13	.....Boston Yanks	.....	33,226

**1948.....Won 7, Lost 5**

Head Coach - A.G. "Turk" Edwards

Sept. 26	.....W.....	17-14	.....Pittsburgh	.....	32,593
Oct. 3	.....W.....	41-10	.....NY Giants	.....	32,593
Oct. 10	.....L.....	7-10	.....at Pittsburgh	.....	28,969
Oct. 17	.....L.....	0-45	.....Philadelphia	.....	35,584
Oct. 24	.....W.....	23-7	.....at Green Bay	.....	13,433
Oct. 31	.....W.....	59-21	.....Boston Yanks	.....	29,758
Nov. 7	.....W.....	23-7	.....at Boston Yanks	.....	13,659
Nov. 14	.....W.....	46-21	.....Detroit	.....	32,528
Nov. 21	.....L.....	21-42	.....at Philadelphia	.....	36,254
Nov. 28	.....L.....	13-48	.....at Chicago Bears	.....	42,299
Dec. 5	.....L.....	13-41	.....Los Angeles	.....	32,970
Dec. 12	.....W.....	28-21	.....at NY Giants	.....	23,156

**1949.....Won 4, Lost 7, Tied 1**

Head Coach - John Whelchel (7 games)

Head Coach-Herman Ball

Sept. 26	.....L.....	7-38	.....at Chi. Cardinals	.....	24,136
Oct. 3	.....W.....	27-14	.....at Pittsburgh	.....	30,000
Oct. 9	.....L.....	35-45	.....NY Giants	.....	30,073
Oct. 16	.....W.....	38-14	.....NY Bulldogs	.....	26,278
Oct. 23	.....L.....	14-49	.....at Philadelphia	.....	28,855
Oct. 30	.....T.....	14-14	.....at NY Bulldogs	.....	3,678
Nov. 6	.....W.....	27-14	.....Pittsburgh	.....	26,038
Nov. 13	.....L.....	21-44	.....Philadelphia	.....	31,107
Nov. 20	.....L.....	21-31	.....Chicago Bears	.....	30,418
Nov. 27	.....L.....	7-23	.....at NY Giants	.....	12,985
Dec. 4	.....W.....	30-0	.....Green Bay	.....	23,200
Dec. 11	.....L.....	27-53	.....at Los Angeles	.....	44,899

**1950.....Won 3, Lost 9**

Head Coach - Herman Ball

Sept. 17	.....W.....	38-14	.....at Baltimore	.....	29,000
Sept. 24	.....L.....	21-35	.....at Green Bay	.....	14,109
Oct. 1	.....L.....	7-26	.....Pittsburgh	.....	25,008

Oct. 8	.....L.....	17-21	.....NY Giants	.....	19,288
Oct. 22	.....L.....	28-38	.....Chi. Cardinals	.....	27,856
Oct. 29	.....L.....	3-35	.....at Philadelphia	.....	33,707
Nov. 5	.....L.....	21-24	.....at NY Giants	.....	23,909
Nov. 12	.....L.....	0-33	.....Philadelphia	.....	29,407
Nov. 19	.....L.....	14-20	.....at Cleveland	.....	21,908
Nov. 26	.....W.....	38-28	.....Baltimore	.....	21,275
Dec. 3	.....W.....	24-7	.....at Pittsburgh	.....	19,741
Dec. 10	.....L.....	21-45	.....Cleveland	.....	30,143

**1951.....Won 5, Lost 7**

Head Coach - Herman Ball (3 games)

Head Coach-Dick Todd

Sept. 30	.....L.....	17-35	.....at Detroit	.....	27,831
Oct. 7	.....L.....	14-35	.....NY Giants	.....	23,800
Oct. 14	.....L.....	0-45	.....at Cleveland	.....	33,968
Oct. 21	.....W.....	7-3	.....Chi. Cardinals	.....	22,960
Oct. 28	.....W.....	27-23	.....at Philadelphia	.....	20,437
Nov. 4	.....L.....	0-27	.....Chicago Bears	.....	21,737
Nov. 11	.....L.....	14-28	.....at NY Giants	.....	21,242
Nov. 18	.....W.....	22-7	.....at Pittsburgh	.....	15,060
Nov. 25	.....W.....	31-21	.....Los Angeles	.....	26,307
Dec. 2	.....L.....	21-35	.....Philadelphia	.....	23,738
Dec. 9	.....W.....	20-17	.....at Chi. Cardinals	.....	9,459
Dec. 16	.....L.....	10-20	.....Pittsburgh	.....	18,096

**1952.....Won 4, Lost 8**

Head Coach - Earl "Curly" Lambeau

Sept. 28	.....W.....	23-7	.....at Chi. Cardinals	.....	17,837
Oct. 5	.....L.....	20-35	.....at Green Bay	.....	9,657
Oct. 12	.....L.....	6-17	.....Chi. Cardinals	.....	24,600
Oct. 19	.....W.....	28-24	.....at Pittsburgh	.....	22,604
Oct. 26	.....L.....	15-19	.....at Cleveland	.....	32,496
Nov. 2	.....L.....	23-24	.....Pittsburgh	.....	25,866
Nov. 9	.....L.....	20-38	.....at Philadelphia	.....	16,932
Nov. 16	.....L.....	17-23	.....San Francisco	.....	28,997
Nov. 23	.....L.....	10-14	.....NY Giants	.....	21,125
Nov. 30	.....L.....	24-48	.....Cleveland	.....	22,679
Dec. 7	.....W.....	27-17	.....at NY Giants	.....	21,237
Dec. 14	.....W.....	27-21	.....Philadelphia	.....	22,468

**1953.....Won 6, Lost 5, Tied 1**

Head Coach - Earl "Curly" Lambeau

Sept. 27	.....W.....	24-13	.....at Chi. Cardinals	.....	16,055
Oct. 2	.....T.....	21-21	.....at Philadelphia	.....	19,099
Oct. 11	.....W.....	13-9	.....NY Giants	.....	26,241
Oct. 18	.....L.....	14-30	.....Cleveland	.....	33,963
Oct. 25	.....L.....	17-27	.....at Baltimore	.....	34,031
Nov. 1	.....L.....	3-27	.....at Cleveland	.....	47,845
Nov. 8	.....W.....	28-17	.....Chi. Cardinals	.....	19,654
Nov. 15	.....L.....	24-27	.....Chicago Bears	.....	21,392
Nov. 22	.....W.....	24-21	.....at NY Giants	.....	16,887
Nov. 29	.....W.....	17-9	.....at Pittsburgh	.....	17,026
Dec. 6	.....W.....	10-0	.....Philadelphia	.....	21,579
Dec. 13	.....L.....	13-14	.....Pittsburgh	.....	22,057

**1954.....Won 3, Lost 9**

Head Coach - Joe Kuharich

Sept. 26	.....L.....	7-41	.....at San Francisco	.....	32,085
Oct. 2	.....L.....	7-37	.....at Pittsburgh	.....	22,492
Oct. 10	.....L.....	21-51	.....NY Giants	.....	21,217
Oct. 17	.....L.....	21-49	.....Philadelphia	.....	22,051
Oct. 24	.....L.....	7-24	.....at NY Giants	.....	22,597
Oct. 31	.....W.....	24-21	.....Baltimore	.....	23,567
Nov. 7	.....L.....	3-62	.....at Cleveland	.....	25,158
Nov. 14	.....W.....	17-14	.....Pittsburgh	.....	19,388

Nov. 21	..L	16-38	....at Chi. Cardinals	.....15,619
Nov. 28	..L	33-41	....at Philadelphia	.....18,517
Dec. 5	....L	14-34	....Cleveland	.....21,761
Dec. 12	..W	37-20	....Chi. Cardinals	.....18,107

**1955 .....Won 8, Lost 4**

Head Coach - Joe Kuharich

Sept. 25	..W	27-17	....at Cleveland	.....30,041
Oct. 1	....W	31-30	....at Philadelphia	.....31,891
Oct. 9	....L	10-24	....Chi. Cardinals	.....26,337
Oct. 16	....L	14-24	....Cleveland	.....29,168
Oct. 23	..W	14-13	....at Baltimore	.....51,387
Oct. 30	....L	7-35	....at NY Giants	.....17,402
Nov. 6	....W	34-21	....Philadelphia	.....25,741
Nov. 13	....W	7-0	....San Francisco	.....25,112
Nov. 20	..W	31-0	....at Chi. Cardinals	.....16,901
Nov. 27	..W	23-14	....at Pittsburgh	.....21,760
Dec. 4	....L	20-27	....NY Giants	.....28,556
Dec. 11	..W	28-17	....Pittsburgh	.....20,547

**1956 .....Won 6, Lost 6**

Head Coach - Joe Kuharich

Sept. 30	..L	13-30	....at Pittsburgh	.....27,718
Oct. 6	....L	9-13	....at Philadelphia	.....26,607
Oct. 14	....L	3-31	....Chi. Cardinals	.....25,794
Oct. 21	..W	20-9	....Cleveland	.....23,332
Oct. 28	..W	17-14	....at Chi. Cardinals	.....30,553
Nov. 11	..W	18-17	....Detroit	.....28,003
Nov. 18	..W	33-7	....NY Giants	.....26,261
Nov. 25	..W	20-17	....at Cleveland	.....22,878
Dec. 2	....L	14-28	....at NY Giants	.....26,261
Dec. 9	....W	19-17	....Philadelphia	.....22,333
Dec. 16	..L	0-23	....Pittsburgh	.....21,097
Dec. 23	..L	17-19	....at Baltimore	.....32,994

**1957 .....Won 5, Lost 6, Tied 1**

Head Coach - Joe Kuharich

Sept. 29	..L	7-28	....at Pittsburgh	.....27,452
Oct. 6	....W	37-14	....at Chi. Cardinals	.....18,278
Oct. 13	....L	20-24	....NY Giants	.....39,086
Oct. 20	....L	14-44	....Chi. Cardinals	.....23,159
Oct. 27	..W	31-14	....at NY Giants	.....40,416
Nov. 3	....L	17-21	....at Cleveland	.....52,936
Nov. 10	....L	17-21	....Baltimore	.....33,149
Nov. 17	..T	30-30	....Cleveland	.....27,722
Nov. 24	..L	12-21	....at Philadelphia	.....20,730
Dec. 1	....W	14-3	....at Chicago Bears	.....39,148
Dec. 8	....W	42-7	....Philadelphia	.....21,304
Dec. 15	..W	10-3	....Pittsburgh	.....22,577

**1958 .....Won 4, Lost 7, Tied 1**

Head Coach - Joe Kuharich

Sept. 18	..W	24-14	....at Philadelphia	.....36,853
Oct. 4	....L	10-37	....at Chi. Cardinals	.....21,824
Oct. 12	....L	14-21	....NY Giants	.....30,348
Oct. 19	..W	37-21	....Green Bay	.....25,228
Oct. 26	....L	10-35	....at Baltimore	.....54,403
Nov. 2	....L	16-24	....at Pittsburgh	.....19,525
Nov. 9	....W	45-31	....Chi. Cardinals	.....26,196
Nov. 16	..L	10-20	....Cleveland	.....32,372
Nov. 23	..L	0-30	....at NY Giants	.....46,752
Nov. 30	..L	14-21	....at Cleveland	.....33,240
Dec. 7	....T	14-14	....Pittsburgh	.....23,370
Dec. 14	..W	20-0	....Philadelphia	.....22,621

**1959 .....Won 3, Lost 9**

Head Coach - Mike Nixon

Sept. 17	..L	21-49	....at Chi. Cardinals	.....21,892
Oct. 4	....W	23-17	....at Pittsburgh	.....26,570
Oct. 11	..W	23-14	....Chi. Cardinals	.....25,937
Oct. 18	....L	6-27	....Pittsburgh	.....28,218
Oct. 25	....L	7-34	....at Cleveland	.....42,732
Nov. 1	....L	23-30	....at Philadelphia	.....39,854
Nov. 8	....W	27-24	....Baltimore	.....32,773
Nov. 15	..L	17-31	....Cleveland	.....32,266
Nov. 22	..L	0-21	....at Green Bay	.....31,853
Nov. 29	..L	14-45	....at NY Giants	.....60,982
Dec. 6	....L	14-34	....Philadelphia	.....24,325
Dec. 13	..L	10-24	....NY Giants	.....26,198

**1960 .....Won 1, Lost 9, Tied 2**

Head Coach - Mike Nixon

Sept. 25	..L	0-20	....at Baltimore	.....53,818
Oct. 9	....W	26-14	....Dallas	.....21,142
Oct. 16	....T	24-24	....at NY Giants	.....60,625
Oct. 23	....T	27-27	....at Pittsburgh	.....25,292
Oct. 30	....L	10-31	....Cleveland	.....32,086
Nov. 6	....L	7-44	....at St. Louis	.....22,458
Nov. 13	..L	13-19	....at Philadelphia	.....39,361
Nov. 20	..L	14-26	....St. Louis	.....23,848
Nov. 27	..L	10-22	....at Pittsburgh	.....22,334
Dec. 4	....L	16-27	....at Cleveland	.....35,211
Dec. 11	..L	3-17	....NY Giants	.....14,077
Dec. 18	..L	28-38	....Philadelphia	.....20,558

**1961 .....Won 1, Lost 12, Tied 1**

Head Coach - Bill McPeak

Sept. 17	..L	3-35	....at San Francisco	.....43,142
Sept. 24	..L	7-14	....at Philadelphia	.....50,108
Oct. 1	....L	21-24	....NY Giants	.....36,767
Oct. 8	....L	7-31	....at Cleveland	.....46,186
Oct. 15	....L	0-20	....at Pittsburgh	.....15,072
Oct. 22	....L	0-24	....St. Louis	.....28,037
Oct. 29	..L	24-27	....Philadelphia	.....31,066
Nov. 5	....L	0-53	....at NY Giants	.....56,077
Nov. 12	..L	6-17	....Cleveland	.....28,975
Nov. 19	..T	28-28	....at Dallas	.....17,500
Nov. 26	..L	6-27	....Baltimore	.....41,062
Dec. 3	....L	24-38	....at St. Louis	.....16,204
Dec. 10	..L	14-30	....Pittsburgh	.....21,134
Dec. 17	..W	34-24	....Dallas	.....21,451

**1962 .....Won 5, Lost 7, Tied 2**

Head Coach - Bill McPeak

Sept. 16	..T	35-35	....at Dallas	.....15,730
Sept. 23	..W	17-16	....at Cleveland	.....57,491
Sept. 30	..W	24-14	....St. Louis	.....37,419
Oct. 8	....W	20-14	....Los Angeles	.....18,104
Oct. 14	....T	17-17	....at St. Louis	.....38,264
Oct. 21	..W	27-21	....at Philadelphia	.....60,671
Oct. 28	..L	34-49	....at NY Giants	.....62,844
Nov. 4	....L	10-38	....Dallas	.....49,888
Nov. 11	..W	17-9	....Cleveland	.....48,169
Nov. 18	..L	21-23	....at Pittsburgh	.....21,231
Nov. 25	..L	24-42	....NY Giants	.....49,219
Dec. 2	....L	14-37	....Philadelphia	.....32,229
Dec. 8	....L	21-34	....at Baltimore	.....56,964
Dec. 15	..L	24-27	....Pittsburgh	.....34,508

**1963.....Won 3, Lost 11**

Head Coach - Bill McPeak

Sept. 15 ..L.....14-37.....at Cleveland .....	57,618
Sept. 21..W.....37-14.....at Los Angeles .....	29,295
Sept. 29..W.....21-17.....Dallas .....	40,101
Oct. 6.....L.....14-24.....NY Giants .....	49,419
Oct. 13.....L.....24-37.....Philadelphia .....	49,219
Oct. 20.....L.....27-38.....at Pittsburgh .....	41,987
Oct. 27..L.....7-21.....St. Louis .....	46,921
Nov. 3.....L.....20-35.....at Dallas .....	18,838
Nov. 10..L.....20-24.....at St. Louis.....	18,197
Nov. 17..L.....28-34.....Pittsburgh .....	49,219
Nov. 24..W.....13-10.....at Philadelphia .....	60,671
Dec. 1.....L.....20-36.....Baltimore .....	44,006
Dec. 8.....L.....14-44.....at NY Giants .....	62,992
Dec. 15..L.....20-27.....Cleveland .....	40,865

**1964.....Won 6, Lost 8**

Head Coach - Bill McPeak

Sept. 13 ..L.....13-27.....Cleveland .....	47,577
Sept. 20 ..L.....18-24.....at Dallas .....	25,158
Sept. 25 ..L.....10-13.....at NY Giants .....	62,996
Oct. 4.....L.....17-23.....St. Louis .....	49,219
Oct. 11 ..W.....35-20.....Philadelphia .....	49,219
Oct. 18.....L.....24-38.....at St. Louis.....	23,748
Oct. 25 ..W.....27-20.....Chicago .....	49,219
Nov. 1.....W.....21-10.....at Philadelphia .....	60,671
Nov. 8.....L.....24-34.....at Cleveland .....	76,385
Nov. 15..W.....30-0.....at Pittsburgh .....	31,587
Nov. 22..W.....28-16.....Dallas .....	49,219
Nov. 29..W.....36-21.....NY Giants .....	49,219
Dec. 6.....L.....7-14.....Pittsburgh .....	49,219
Dec. 13 ..L.....17-45.....at Baltimore .....	60,213

**1965.....Won 6, Lost 8**

Head Coach - Bill McPeak

Sept. 19 ..L.....7-17.....Cleveland .....	48,208
Sept. 26 ..L.....7-27.....at Dallas .....	61,577
Oct. 3.....L.....10-14.....at Detroit .....	52,627
Oct. 10.....L.....16-37.....St. Louis .....	50,205
Oct. 17.....L.....7-38.....Baltimore .....	50,405
Oct. 24 ..W.....24-20.....at St. Louis.....	32,228
Oct. 31 ..W.....23-21.....Philadelphia .....	50,301
Nov. 7.....W.....23-7.....at NY Giants .....	62,788
Nov. 14 ..L.....14-21.....at Philadelphia .....	60,444
Nov. 21..W.....31-3.....at Pittsburgh .....	25,052
Nov. 28..W.....34-31.....Dallas .....	50,205
Dec. 5.....L.....16-24.....at Cleveland .....	77,765
Dec. 12 ..L.....10-27.....NY Giants .....	50,373
Dec. 19 ..W.....35-14.....Pittsburgh .....	49,806

**1966.....Won 7, Lost 7**

Head Coach - Otto Graham

Sept. 11 ..L.....14-38.....Cleveland .....	48,643
Sept. 18 ..L.....7-23.....at St. Louis.....	40,198
Sept. 25..W.....33-27.....at Pittsburgh .....	37,505
Oct. 2.....W.....24-10.....Pittsburgh .....	47,360
Oct. 9.....W.....33-20.....Atlanta .....	50,116
Oct. 16.....L.....10-13.....at NY Giants .....	62,865
Oct. 23 ..W.....26-20.....St. Louis .....	50,154
Oct. 30 ..W.....27-13.....at Philadelphia .....	60,658
Nov. 6.....L.....10-37.....at Baltimore .....	60,238
Nov. 13 ..L.....30-31.....Dallas .....	50,927
Nov. 20 ..L.....3-14.....at Cleveland .....	78,466
Nov. 27..W.....72-41.....NY Giants .....	50,439
Dec. 11 ..W.....34-31.....at Dallas .....	64,198
Dec. 18 ..L.....28-37.....Philadelphia .....	

**1967.....Won 5, Lost 6, Tied 3**

Head Coach - Otto Graham

Sept. 17 ..L.....24-35.....at Philadelphia .....	60,709
Sept. 24..W.....30-10.....at New Orleans.....	74,937
Oct. 1.....W.....38-34.....NY Giants .....	50,266
Oct. 8.....L.....14-17.....Dallas .....	50,566
Oct. 15.....T.....20-20.....at Atlanta .....	56,538
Oct. 22.....T.....28-28.....at Los Angeles .....	55,381
Oct. 29 ..L.....13-17.....Baltimore .....	50,574
Nov. 5.....L.....21-27.....St. Louis .....	50,480
Nov. 12..W.....31-28.....San Francisco.....	50,326
Nov. 19..W.....27-20.....at Dallas .....	75,538
Nov. 26 ..L.....37-42.....at Cleveland .....	72,798
Dec. 3.....T.....35-35.....Philadelphia .....	50,451
Dec. 10 ..W.....15-10.....at Pittsburgh .....	22,251
Dec. 17 ..L.....14-30.....New Orleans.....	50,486

**1968.....Won 5, Lost 9**

Head Coach - Otto Graham

Sept. 15..W.....38-28.....at Chicago .....	41,321
Sept. 22 ..L.....17-37.....at New Orleans.....	65,941
Sept. 29 ..W.....21-48.....at NY Giants .....	62,797
Oct. 6.....L.....17-14.....Philadelphia .....	50,816
Oct. 13 ..W.....16-13.....Pittsburgh .....	50,659
Oct. 20.....L.....14-41.....at St. Louis.....	46,456
Oct. 27 ..L.....10-13.....NY Giants .....	50,839
Nov. 3.....L.....14-27.....at Minnesota .....	47,644
Nov. 10..W.....16-10.....at Philadelphia .....	59,133
Nov. 17 ..L.....24-44.....Dallas .....	50,816
Nov. 24 ..L.....7-27.....Green Bay .....	50,621
Nov. 28 ..L.....20-29.....at Dallas .....	66,076
Dec. 8.....L.....21-24.....Cleveland .....	50,661
Dec. 15 ..W.....14-3.....Detroit .....	50,123

**1969.....Won 7, Lost 5, Tied 2**

Head Coach - Vince Lombardi

Sept. 21..W.....26-20.....at New Orleans.....	73,147
Sept. 28 ..L.....23-27.....at Cleveland .....	82,581
Oct. 5.....T.....17-17.....at San Francisco.....	35,642
Oct. 12 ..W.....33-17.....St. Louis .....	50,481
Oct. 19 ..W.....20-14.....NY Giants .....	50,352
Oct. 26 ..W.....14-7.....at Pittsburgh .....	46,557
Nov. 2.....L.....17-41.....at Baltimore .....	60,238
Nov. 9.....T.....28-28.....Philadelphia .....	50,502
Nov. 16 ..L.....28-41.....Dallas .....	50,474
Nov. 23..W.....27-20.....Atlanta .....	50,345
Nov. 30 ..L.....13-24.....Los Angeles .....	50,352
Dec. 7.....W.....34-29.....at Philadelphia .....	60,658
Dec. 14 ..W.....17-14.....New Orleans.....	50,354
Dec. 21 ..L.....10-20.....at Dallas .....	56,924



## 1970

		Head Coach - Bill Austin		Won 6, Lost 8	
Sept. 20	L	17-26	at San Francisco	34,984	
Sept. 27	L	17-27	at St. Louis	44,246	
Oct. 4	W	33-21	at Philadelphia	60,658	
Oct. 11	W	31-10	Detroit	50,414	
Oct. 19	L	20-34	at Oakland	54,471	
Oct. 25	W	20-0	Cincinnati	50,415	
Nov. 1	W	19-3	at Denver	50,705	
Nov. 8	L	10-19	Minnesota	50,415	
Nov. 15	L	33-35	at NY Giants	62,915	
Nov. 22	L	21-45	Dallas	50,415	
Nov. 29	L	24-27	NY Giants	50,415	
Dec. 6	L	0-34	at Dallas	57,936	
Dec. 13	W	24-6	Philadelphia	50,415	
Dec. 20	W	28-27	St. Louis	50,415	

### TOTAL FIRST DOWNS

	Redskins	Opponents
Rushing	122	125
Passing	100	125
Penalty	27	16

### TOTAL NET YARDS

	Redskins	Opponents
Avg. Per Game	295.1	309.6
Total Plays	815	866
Avg. Per Play	5.1	5.0

### NET YARDS RUSHING

	Redskins	Opponents
Avg. Per Game	144.4	147.9
Total Rushes	444	468

### NET YARDS PASSING

	Redskins	Opponents
Avg. Per Game	150.6	161.8
Sacked/Yards Lost	29/249	25/169
Gross Yards	2,357	2,434
Att./Completions	342/203	374/205
Completion Pct.	59.4	54.8
Had Intercepted	10	15

### PUNT/AVERAGE

	Redskins	Opponents
	61/40.9	56/39.3

### PENALTIES/YARDS

	Redskins	Opponents
	65/613	87/930

### FUMBLES/LOST

	Redskins	Opponents
	26/14	22/13

### TOUCHDOWNS

	Redskins	Opponents
Rushing	11	19
Passing	23	14
Returns	0	4

### SCORE BY PERIODS

	1	2	3	4	OT	PTS
REDSKINS	68	75	72	82	0	297
Opponents	51	89	83	91	0	314

### SCORING

	TD	Ru	Pa	Rt	Pat	FG	S	TP
Knight	0	0	0	0	33/34	20/27	0	93
Smith	9	0	9	0	0/0	0/0	0	54
Taylor	8	0	8	0	0/0	0/0	0	48
Brown	7	5	2	0	0/0	0/0	0	42
Harraway	5	5	0	0	0/0	0/0	0	30
REDSKINS	34	11	23	0	33/34	20/27	0	297
Opponents	37	19	14	4	36/37	18/26	0	314

### RUSHING

	No.	Yds.	Avg	Long	TD
Brown	237	1,125	4.8	75	5
Harraway	146	577	4.0	57	5
Dyer	21	102	4.9	12	0
REDSKINS	444	2,021	4.6	75	11
Opponents	468	2,068	4.5	40	19

### PASSING

	Att	Comp	Yds	Cmp%	Yds/Att	TD	TD%	Int	Int%	Long	Sack/Lost	Rating
Jurgensen	337	202	2,354	59.9	7.0	23	6.8	10	3.0	66	25/214	91.7
REDSKINS	342	203	2,357	59.4	6.9	23	6.7	10	2.9	66	29/249	90.5
Opponents	374	205	2,434	54.8	6.5	14	3.7	15	4.0	57	24/169	70.6

RECEIVING	No.	Yds.	Avg	Long	TD
Smith	43	575	13.4	41	9
Taylor	42	593	14.1	41	8
Brown	37	341	9.2	66	2
REDSKINS	203	2,357	11.6	66	23
Opponents	205	2,434	11.9	57	14

INTERCEPTIONS	No.	Yds	Avg.	Long	TD
Owens	4	86	21.5	32	0
Bass	4	37	9.3	22	0
R. Harris	3	67	22.3	25	0
REDSKINS	15	240	16.0	32	0
Opponents	10	181	18.1	41	1

PUNTING	No.	Yds	Avg	Long	Blk
Bragg	61	2,493	40.9	66	1
Opponents	56	2,199	39.3	68	1

PUNT RETURNS	Ret	Yds	Avg	TD
R. Harris	14	10	0.7	0
REDSKINS	27	45	1.7	0
Opponents	35	259	7.4	0

KICKOFF RETURNS	No.	Yds	Avg	TD
Vactor	28	700	25.0	0
REDSKINS	61	1,223	20.0	0
Opponents	49	1,181	24.1	1

FIELD GOALS	1-19	20-29	30-39	40-49	50+
Knight	6/6	5/5	5/7	4/9	0/0
Opponents	3/3	6/10	5/5	4/7	0/1

### NOTABLE

Record (Finish): 6-8 (4th NFC East)

National Honors: RB Larry Brown: PFWA All-Pro Team, All-NFC Team, Pro Bowl; C Len Hauss: Pro Bowl; LB Chris Hanburger: All-NFC Team.

Starters: Offense: WR Charley Taylor (14), LT Jim Snowden (14), LG Ray Schoenke (13), C Len Hauss (14), RG Vince Promuto (3), RT Walter Rock (13), TE Jerry Smith (14), WR Pat Richter (1), QB Sonny Jurgensen (14), RB Larry Brown (13), RB Charlie Harraway (13), RG/LG (5/1), RG Roy Schmidt (6), WR Walter Roberts (12), RT Steve Wright (1), WR/RB Henry Dyer (1/1).

Defense: LE/RE Leo Carroll (5/2), LT Floyd Peters (9), RT/RE Bill Brundige (13/1), RE Bruce Anderson (8), LLB Harold McLinton (13), MLB Marlin McKeever (12), RLB Chris Hanburger (14), LCB Pat Fischer (14), RCB Mike Bass (14), LS Brig Owens (14), RS Rickie Harris (12), RS Jon Jaqua (2), LLB Tom Roussel (1), MLB Rusty Tillman (2), LT Manny Sistrunk (3), RE/LT/RT Frank Bosch (3/2/1), LE John Hoffman (9).

**1971 Won 9, Lost 4, Tie 1**

		Head Coach - George Allen		
Sept. 19	W	24-17	at St. Louis	46,805
Sept. 26	W	30-3	at New York Giants	62,795
Oct. 3	W	20-16	at Dallas	72,000
Oct. 10	W	22-13	Houston	53,041
Oct. 17	W	20-0	St. Louis	53,041
Oct. 24	L	20-27	at Kansas City	51,989
Oct. 31	W	24-14	New Orleans	53,041
Nov. 7	T	7-7	Philadelphia	53,041
Nov. 14	L	15-16	at Chicago	55,049
Nov. 21	L	0-13	Dallas	53,041
Nov. 28	W	20-13	at Philadelphia	65,358
Dec. 5	W	23-7	New York Giants	53,041
Dec. 13	W	38-24	at Los Angeles	80,402
Dec. 19	L	13-20	Cleveland	53,041
				<b>Playoffs</b>
Dec. 26	L	20-24	at San Francisco	45,327

	Redskins	Opponents
<b>TOTAL FIRST DOWNS</b>	212	214
Rushing	76	72
Passing	113	120
Penalty	23	22
<b>TOTAL NET YARDS</b>	4,029	3,523
Avg. Per Game	287.8	251.6
Total Plays	828	855
Avg. Per Play	4.9	4.1
<b>NET YARDS RUSHING</b>	1,756	1,396
Avg. Per Game	125.4	99.7
Total Rushes	477	408
<b>NET YARDS PASSING</b>	2,273	2,127
Avg. Per Game	162.4	151.9
Sacked/Yards Lost	17/118	36/321
Gross Yards	2,391	2,448
Att./Completions	334/182	411/191
Completion Pct.	54.5	46.5
Had Intercepted	15	29
<b>PUNT/AVERAGE</b>	59/40.5	76/41.4
<b>PENALTIES/YARDS</b>	80/796	92/715
<b>FUMBLES/LOST</b>	32/20	22/12
<b>TOUCHDOWNS</b>	27	20
Rushing	8	7
Passing	13	11
Returns	6	2

SCORE BY PERIODS	1	2	3	4	OT	PTS
REDSKINS	77	103	36	60	0	276
Opponents	26	42	39	83	0	190

SCORING	TD	Ru	Pa	Rt	Pat	FG	S	TP
Knight	0	0	0	0	27/27	29/49	0	114
Brown	6	4	2	0	0/0	0/0	0	36
Jefferson	4	0	4	0	0/0	0/0	0	24
Taylor	4	0	4	0	0/0	0/0	0	24
Harraway	2	2	0	0	0/0	0/0	0	12
REDSKINS	27	8	13	6	27/27	29/49	0	276
Opponents	20	7	11	2	19/20	17/33	0	190

RUSHING	No.	Yds	Avg	Long	TD
Brown	253	948	3.7	34	4
Harraway	156	635	4.1	57	2
Mason	31	85	2.7	11	0
REDSKINS	477	1,756	3.7	57	8
Opponents	408	1,396	3.4	40	7

PASSING	Att	Comp	Yds	Cmp%	Yds/Att	TD	TD%	Int	Int%	Long	Sack/Lost	Rating
Kilmer	306	166	2,221	54.2	7.3	13	4.3	13	4.3	71	16/110	74.0
Jurgensen	28	16	170	57.1	6.1	0	0.0	2	7.1		1/8	45.5
REDSKINS	334	182	2,391	54.4	7.2	13	3.8	15	4.4	71	17/118	71.6
Opponents	411	191	2,448	46.4	6.0	11	2.6	29	7.1		36/321	45.1

RECEIVING	No.	Yds	Avg	Long	TD
Jefferson	47	701	14.9	70	4
Dowler	26	352	13.5	30	0
Taylor	24	370	15.4	71	4
REDSKINS	182	2391	13.1	71	13
Opponents	191	2448	12.8	58	11

INTERCEPTIONS	No.	Yds	Avg.	Long	TD
Bass	8	78	10.0	38	1
Petitbon	5	102	20.4	42	0
Pardee	5	58	11.6	20	1
REDSKINS	29	480	16.6	53	5
Opponents	15	284	18.9	82	1

PUNTING	No.	Yds	Avg	Long	Blk
Bragg	59	2,391	40.5	59	1
Opponents	76	3,147	41.4	59	0

PUNT RETURNS	Ret	Yds	Avg	TD
Duncan	22	233	10.6	0
REDSKINS	44	416	9.5	0
Opponents	16	87	5.4	0

KICKOFF RETURNS	No.	Yds	Avg	TD
Duncan	27	724	26.8	1
REDSKINS	43	913	21.2	1
Opponents	61	1,070	17.5	1

FIELD GOALS 1-19	20-29	30-39	40-49	50+	
Knight	10/12	6/9	8/14	3/11	2/3
Opponents	5/5	6/7	3/9	3/9	0/3

**NOTABLE**

Record: (Finish): 9-4-1 (2nd NFC East)

**National Honors:** RB Larry Brown: All-NFC Team, Pro Bowl; C Len Hauss: Pro Bowl; WR Roy Jefferson: All-NFC Team, Pro Bowl; K Curt Knight: PFWA All-Pro Team, Pro Bowl; LB Jack Pardee: All-NFC Team; Coach George Allen: PGWA Coach of the Year.

**Starters: Offense:** WR Charley Taylor (6), LT Jim Snowden (14), LG Ray Schoenke (14), C Len Hauss (14), RG John Wilbur (14), RT Walter Rock (14), TE Jerry Smith (7), WR Roy Jefferson (4), QB Billy Kilmer (13), RB Larry Brown (13), RB Charlie Harraway (14), QB Sonny Jurgensen (1), WR Boyd Dowler (7), WR Clifton McNeil (1), TE Mack Alston (7), RB Tommy Mason (1).

**Defense:** LE Ron McDole (14), LT Manny Sistrunk (14), RT Diron Talbert (14), RE Verlon Biggs (13), LLB Jack Pardee (14), MLB Myron Pottios (14), RLB Chris Hanburger (14), LCB Pat Fischer (14), RCB Mike Bass (14), LS Richie Petitbon (13), RS Brig Owens (14), RE Jimmie Jones (1), LS Jon Jaqua (1).

## 1972 Won 11, Lost 3

		Head Coach - George Allen		
Sept. 18	W	24-21	at Minnesota	47,900
Sept. 24	W	24-10	St. Louis	53,039
Oct. 1	L	23-24	at New England	60,999
Oct. 8	W	14-0	Philadelphia	53,039
Oct. 15	W	33-3	at St. Louis	50,454
Oct. 22	W	24-20	Dallas	53,039
Oct. 29	W	23-16	at New York Giants	62,878
Nov. 5	W	35-17	at New York Jets	63,962
Nov. 12	W	27-13	New York Giants	53,039
Nov. 20	W	24-13	Atlanta	53,039
Nov. 26	W	21-16	Green Bay	53,039
Dec. 3	W	23-7	at Philadelphia	65,720
Dec. 9	L	24-34	at Dallas	65,136
Dec. 17	L	17-24	Buffalo	53,039
<b>Playoffs</b>				
Dec. 24	W	16-3	Green Bay	53,140
Dec. 31	W	26-3	Dallas	53,129
<b>Super Bowl VII, Los Angeles, CA</b>				
Jan. 14	L	7-14	Miami	90,182

	Redskins	Opponents
<b>TOTAL FIRST DOWNS</b>	237	223
Rushing	110	95
Passing	106	108
Penalty	21	20
<b>TOTAL NET YARDS</b>	4,275	3,695
Avg. Per Game	305	264
Total Plays	808	830
Avg. Per Play	5.3	4.5
<b>NET YARDS RUSHING</b>	2,082	1,733
Avg. Per Game	149	124
Total Rushes	513	427
<b>NET YARDS PASSING</b>	2,193	1,872
Avg. Per Game	157	134
Sacked/Yards Lost	11/88	35/268
Gross Yards	2,281	2,140
Att./Completions	284/159	368/186
Completion Pct.	55.9	50.5
Had Intercepted	15	17
<b>PUNT/AVERAGE</b>	59/38.5	69/40.7
<b>PENALTIES/YARDS</b>	78/721	64/668
<b>FUMBLES/LOST</b>	27/11	28/16
<b>TOUCHDOWNS</b>	42	23
Rushing	17	12
Passing	21	10
Returns	4	1

SCORE BY PERIODS	1	2	3	4	OT	PTS
REDSKINS	30	105	92	109	0	336
Opponents	58	56	43	61	0	218

SCORING	TD-Ru-Pa-Rt	Pat	FG	S	TP
Knight	0 0 0 0	40/42	14/30	0	82
Brown	12 8 4 0	0/0	0/0	0	72
Smith	7 0 7 0	0/0	0/0	0	42
Taylor	7 0 7 0	0/0	0/0	0	42
Harraway	6 6 0 0	0/0	0/0	0	36
REDSKINS	42 17 21 4	40/42	14/30	1	336
Opponents	23 12 10 1	23/23	19/34	0	218

RUSHING	No.	Yds	Avg	Long	TD
Brown	285	1,216	4.3	38	8
Harraway	148	567	3.8	24	6
Mul-Key	33	155	4.7	35	1
REDSKINS	513	2,082	4.1	38	17
Opponents	427	1,733	4.1	41	12

PASSING	Att	Comp	Yds	Cmp%	Yds/Att	TD	TD%	Int	Int%	Long	Sack/Lost	Rating
Kilmer	225	120	1,648	53.3	7.3	19	8.4	11	4.9	89	9/67	84.6
Jurgensen	59	39	633	66.1	10.7	2	3.4	4	6.8	36	2/21	84.9
REDSKINS	284	159	2,281	55.9	8.0	21	7.4	15	5.3	89	11/88	84.8
Opponents	368	186	2,140	50.5	5.8	10	2.7	17	4.6	40	35/268	58.2

RECEIVING	No.	Yds	Avg	Long	TD
Taylor	49	673	13.7	70	7
Jefferson	35	550	15.7	45	3
Brown	32	473	14.8	89	4
REDSKINS	159	2,281	14.3	89	21
Opponents	186	2,140	11.5	40	10

INTERCEPTIONS	No.	Yds	Avg.	Long	TD
Hanburger	4	98	24.5	41	1
Fischer	4	61	15.3	35	0
Bass	3	53	17.7	29	0
REDSKINS	17	287	16.9	41	1
Opponents	15	160	10.7	49	1

PUNTING	No.	Yds	Avg	Long	Blk
Bragg	59	2,273	38.5	62	0
Opponents	69	2802	40.7	58	3

PUNT RETURNS	Ret	FC	Yds	Avg	Lg	TD
Vactor	17	14	88	5.2	28	0
REDSKINS	34	22	159	4.7	28	0
Opponents	20	28	39	2.0	13	0

KICKOFF RETURNS	No.	Yds	Avg	Lg	TD
Duncan	15	364	24.3	41	0
REDSKINS	48	1,133	23.6	44	0
Opponents	53	1,191	22.5	77	0

FIELD GOALS1-19	20-29	30-39	40-49	50+	
Knight	4/4	0/3	6/11	4/8	0/4
Opponents	6/6	4/7	4/9	4/9	1/3

### NOTABLE

Record: (Finish): 11-3 (NFC Champions)

**National Honors:** RB Larry Brown: PFWA All-Pro Team, NEA All-Pro Team, All-NFC Team, Pro Bowl; PR Speedy Duncan: Pro Bowl; LB Chris Hanburger: PFWA All-Pro Team, NEA All-Pro Team, All-NFC Team, Pro Bowl; C Len Hauss: PFWA All-Pro Second Team, NEA All-Pro Team, Pro Bowl; QB Billy Kilmer: All-NFC Team, Pro Bowl; WR Charley Taylor: Pro Bowl; DE Verlon Biggs: PFWA All-Pro Second Team; CB Pat Fischer: NEA All-Pro Second Team.

**Starters: Offense:** WR Charley Taylor (14), LT Terry Hermeling (14), LG Paul Laaveg (14), C Len Hauss (14), RG John Wilbur (14), RT Walter Rock (14), TE Jerry Smith (14), WR Roy Jefferson (14), QB Billy Kilmer (10), RB Larry Brown (12), RB Charlie Harraway (14), QB Sonny Jurgensen (4), RB Bob Brunet (1), RB Herb Mul-Key (1)

**Defense:** LE Ron McDole (14), LT Manny Sistrunk (4), RT Diron Talbert (14), RE Verlon Biggs (14), LLB Jack Pardee (13), MLB/LLB Harold McLinton (7/1), RLB Chris Hanburger (14), LCB Pat Fischer (14), RCB Mike Bass (14), LS Richie Petitbon (3), RS Roosevelt Taylor (14), RT Bill Brundige (10), MLB Myron Pottios (7), LS Brig Owens (11).

1973

Won 10, Lost 4

	Head Coach -	George Allen	
Sept. 16	W	38-0	San Diego 53,589
Sept. 23	L	27-34	at St. Louis 50,316
Sept. 30	W	28-7	at Philadelphia 64,147
Oct. 8	W	14-7	Dallas 54,314
Oct. 14	W	21-3	at NY Giants 70,168
Oct. 21	W	31-13	St. Louis 54,381
Oct. 28	L	3-19	at New Orleans 66,315
Nov. 5	L	16-21	at Pittsburgh 49,220
Nov. 11	W	33-9	San Francisco 54,381
Nov. 18	W	22-14	Baltimore 52,675
Nov. 22	W	20-0	at Detroit 46,807
Dec. 2	W	27-24	New York Giants 53,590
Dec. 9	L	7-27	at Dallas 62,195
Dec. 16	W	38-20	Philadelphia 49,484
Dec. 22	L	20-27	at Minnesota

Redskins Opponents

<b>TOTAL FIRST DOWNS</b>	232	233
Rushing	76	89
Passing	131	119
Penalty	25	25
<b>TOTAL NET YARDS</b>	3,797	3,774
Avg. Per Game	271.2	269.6
Total Plays	862	937
Avg. Per Play	4.4	4.0
<b>NET YARDS RUSHING</b>	1,439	1,603
Avg. Per Game	102.4	114.5
Total Rushes	459	480
<b>NET YARDS PASSING</b>	2,358	2,171
Avg. Per Game	168.8	155.0
Sacked/Yards Lost	31/202	53/360
Gross Yards	2,560	2,531
Att./Completions	373/209	404/203
Completion Pct.	56.2	50.2
Had Intercepted	14	26
<b>PUNT/AVERAGE</b>	64/40.3	81/38.4
<b>PENALTIES/YARDS</b>	81/771	86/708
<b>FUMBLES/LOST</b>	32/18	35/18
<b>TOUCHDOWNS</b>	37	21
Rushing	9	8
Passing	20	12
Returns	8	1

SCORE BY PERIODS 1 2 3 4 OT PTS

REDSKINS	72	70	57	126	0	325
Opponents	44	62	45	47	0	198

SCORING TD-Ru-Pa-Rt Pat FG S TP

Knight	0	0	0	0	37/37	22/42	0	103
Brown	14	8	6	0	0/0	0/0	0	84
C. Taylor	7	0	7	0	0/0	0/0	0	42
Harraway	4	1	3	0	0/0	0/0	0	24
REDSKINS	37	9	20	8	37/37	22/42	0	325
Opponents	21	8	12	1	21/21	17/28	0	198

RUSHING No. Yds Avg Long TD

Brown	273	860	3.2	27	8
Harraway	128	452	3.5	16	1
Thomas	32	95	3.0	13	0
REDSKINS	459	1,439	3.1	27	9
Opponents	480	1,603	3.3	35	8

PASSING Att Comp Yds Cmp% Yds/Att TD TD% Int Int% Long Sack/Lost Rating

Kilmer	228	122	1,656	53.7	7.3	14	6.2	9	4.0	64t	15/88	81.3
Jurgensen	145	87	904	60.0	6.2	6	4.1	5	3.4	36	16/114	77.6
REDSKINS	373	209	2,560	56.2	6.9	20	5.4	14	3.8	64t	31/202	75.5
Opponents	404	203	2,531	50.2	6.3	12	2.9	26	6.4	73	53/360	53.1

RECEIVING No. Yds Avg Long TD

C. Taylor	59	801	13.6	53	7
Jefferson	41	595	14.5	36	1
Brown	40	482	12.0	64	6
REDSKINS	209	2,560	12.2	64	20
Opponents	203	2,531	12.5	73	12

INTERCEPTIONS No. Yds Avg. Long TD

Houston	6	32	5.3	22	0
Bass	5	161	32.2	68	1
Owens	5	123	24.6	27	1
REDSKINS	26	598	23.0	68	4
Opponents	14	173	12.4	64	0

PUNTING No. Yds Avg Long Blk

Bragg	64	2,581	40.3	61	0
Opponents	81	3,112	38.4	62	4

PUNT RETURNS Ret FC Yds Avg Lg TD

Duncan	28	11	218	7.8	22	0
REDSKINS	40	17	321	8.0	27	0
Opponents	14	30	104	7.4	37	0

KICKOFF RETURNS No. Yds Avg Lg TD

Mul-Key	36	1,011	28.1	97	1
REDSKINS	43	1,118	26.0	97	1
Opponents	61	1237	20.3	97	1

FIELD GOALS 1-19 20-29 30-39 40-49 50+

Knight	8/8	5/7	6/13	3/9	0/5
Opponents	3/3	6/8	6/11	2/5	0/1

NOTABLE

Record: (Finish): 10-4 (2nd NFC East)

National Honors: LB Chris Hanburger: NEA All-Pro Team, PFWA All-Pro Second Team, All-NFC Team, Pro Bowl; FS Ken Houston: NEA All-Pro Second Team, PFWA All-Pro Second Team, All-NFC Team, Pro Bowl; KR Herb Mul-Key: Pro Bowl; WR Charley Taylor: Pro Bowl; C Len Hauss: PFWA All-Pro Second Team.

Starters: Offense: WR Charley Taylor (14), LT Terry Hermeling (13), LG Paul Laaveg (14), C Len Hauss (14), RG John Wilbur (14), RT Walter Rock (6), TE Alvin Reed (5), WR Roy Jefferson (14), QB Billy Kilmer (10), RB Larry Brown (14), RB Charlie Harraway (14), LT Ray Schoenke (1), RT George Starke (8), TE Jerry Smith (9), QB Sonny Jurgensen (4).

Defense: LE Ron McDole (14), LT Manny Sistrunk (2), RT Diron Tabbert (14), RE Verlon Biggs (14), LLB Dave Robinson (14), MLB Harold McLinton (8), RLB Chris Hanburger (14), LCB Pat Fischer (14), RCB Mike Bass (14), LS Ken Houston (14), RS Brig Owens (14), LT Bill Brundidge (12), MLB Myron Pottios (6).

## 1974

## Won 10, Lost 4

		Head Coach - George Allen			
Sept. 15	W	13-10	at New York Giants	51,764	
Sept. 22	L	10-17	St. Louis	53,888	
Sept. 30	W	30-3	Denver	54,395	
Oct. 6	L	17-28	at Cincinnati	56,175	
Oct. 13	W	20-17	Miami	54,395	
Oct. 20	W	24-3	New York Giants	53,363	
Oct. 27	L	20-23	at St. Louis	50,767	
Nov. 3	W	17-6	at Green Bay	56,267	
Nov. 10	W	27-20	at Philadelphia	65,947	
Nov. 17	W	28-21	Dallas	54,395	
Nov. 24	W	26-7	Philadelphia	54,395	
Nov. 28	L	23-24	at Dallas	63,243	
Dec. 9	W	23-17	at Los Angeles	87,313	
Dec. 15	W	42-0	Chicago	52,085	
<b>Playoffs</b>					
Dec. 22	L	10-19	at Los Angeles	80,118	

	Redskins	Opponents
<b>TOTAL FIRST DOWNS</b>	249	210
Rushing	77	79
Passing	156	114
Penalty	16	17
<b>TOTAL NET YARDS</b>	4,255	3,275
Avg. Per Game	303.9	234.0
Total Plays	908	843
Avg. Per Play	4.7	3.9
<b>NET YARDS RUSHING</b>	1,440	1,439
Avg. Per Game	102.3	102.8
Total Rushes	471	412
<b>NET YARDS PASSING</b>	2,809	1,839
Avg. Per Game	200.6	131.4
Sacked/Yards Lost	25/176	31/250
Gross Yards	2,978	2,102
Att./Completions	413/254	400/197
Completion Pct.	61.5	49.3
Had Intercepted	11	25
<b>PUNT/AVERAGE</b>	73/38.1	81/38.5
<b>PENALTIES/YARDS</b>	78/661	69/529
<b>FUMBLES/LOST</b>	17/9	28/15
<b>TOUCHDOWNS</b>	38	24
Rushing	11	7
Passing	22	13
Returns	5	4

SCORE BY PERIODS	1	2	3	4	OT	PTS
REDSKINS	37	120	61	102	0	320
Opponents	49	41	71	35	0	196

SCORING	TD	Ru	Pa	Rt	Pat	FG	S	TP
Moseley	0	0	0	0	27/30	18/30	0	81
Brown	7	3	4	0	0/0	0/0	0	42
Thomas	6	5	1	0	0/0	0/0	0	36
Taylor	5	0	5	0	0/0	0/0	0	30
Jefferson	4	0	4	0	0/0	0/0	0	24
REDSKINS	38	11	22	5	35/38	19/31	0	320
Opponents	24	7	13	4	22/24	10/14	0	196

RUSHING	No.	Yds	Avg	Long	TD
Brown	163	430	3.2	16	3
Denson	103	391	3.8	23	0
Thomas	95	347	3.7	66	5
REDSKINS	471	1,440	3.1	66	11
Opponents	412	1,439	3.5	75	7

PASSING	Att	Comp	Yds	Cmp%	Yds/Att	TD	TD%	Int	Int%	Long	Sack/Lost	Rating
Jurgensen	167	107	1,185	64.1	7.1	11	6.6	5	3.0	44	10/69	94.6
Kilmer	234	137	1,632	58.5	7.0	10	4.3	6	2.6	51	13/96	83.4
Theismann	11	9	145	81.8	13.2	1	9.1	0	0.0	69	0/0	149.1
REDSKINS	413	254	2,978	61.5	7.2	22	5.3	11	2.6	69	25/176	86.4
Opponents	399	197	2,102	49.3	5.3	13	3.2	24	6.0	52	31/256	51.0

RECEIVING	No.	Yds	Avg	Long	TD
Taylor	54	738	13.7	51	5
J. Smith	44	554	12.6	30	3
Jefferson	43	654	15.2	43	4
REDSKINS	254	2,978	11.7	69	22
Opponents	197	2,102	10.7	52	13

INTERCEPTIONS	No.	Yds	Avg.	Long	TD
Stone	5	95	19.0	31	0
Hamburger	4	6	1.5	5	0
Owens	4	59	14.8	24	0
REDSKINS	25	328	13.1	37	2
Opponents	11	79	7.2	53	1

PUNTING	No.	Yds	Avg	Long	Blk
Bragg	73	2,780	38.1	51	1
Opponents	81	3,119	38.5	64	2

PUNT RETURNS	Ret	FC	Yds	Avg	Lg	TD
Theismann	15	3	157	10.5	44	0
REDSKINS	45	6	453	10.1	58	1
Opponents	51	3	458	9.0	50	1

KICKOFF RETURNS	No.	Yds	Avg	Lg	TD
L. Jones	23	672	29.2	102	1
REDSKINS	45	1,166	25.9	102	1
Opponents	64	1,379	21.5	52	0

FIELD GOALS	1-19	20-29	30-39	40-49	50+
Moseley	1/1	2/5	9/13	6/10	0/1
Opponents	0/0	2/2	5/8	3/4	0/0

### NOTABLE

Record (Finish): 10-4 (2nd NFC East)

**National Honors:** LB Chris Hamburger: NEA All-Pro Second Team, All-NFC Team, Pro Bowl; SS Ken Houston: NEA All-Pro Second Team, All-NFC Team, Pro Bowl; DT Diron Talbert: Pro Bowl; WR Charley Taylor: All-NFC Team, Pro Bowl.

**Starters: Offense:** WR Charley Taylor (14), LT Ray Schoenke (13), LG Paul Laaveg (14), C Len Hauss (14), RG Walt Sweeney (14), RT George Starke (14), TE Jerry Smith (14), WR Roy Jefferson (13), QB Billy Kilmer (10), RB Larry Brown (11), RB Larry Smith (6), QB Sonny Jurgensen (4), LT Jim Tyrer (1), WR Frank Grant (1), RB Duane Thomas (3), RB Moses Denson (8).

**Defense:** LE Ron McDole (13), LT Manuel Sistrum (1), RT Diron Talbert (14), RE Verlon Biggs (14), LLB Dave Robinson (14), MLB Harold McLinton (13), RLB Chris Hamburger (14), LCB Pat Fischer (14), RCB Mike Bass (14), LS Ken Houston (14), RS Brig Owens (14), LT Bill Brundige (13), LE Deacon Jones (1), MLB Russ Tillman (1).

1975 **Won 8, Lost 6**

		Head Coach - George Allen		
Sept. 21	W	41-3	New Orleans	53,824
Sept. 28	W	49-13	New York Giants	54,953
Oct. 5	L	10-26	at Philadelphia	66,090
Oct. 13	W	27-17	St. Louis	54,693
Oct. 19	L	10-13	at Houston	49,566
Oct. 26	W	23-7	at Cleveland	56,702
Nov. 2	W	30-24	• Dallas	55,004
Nov. 9	W	21-13	at New York Giants	57,242
Nov. 16	L	17-20	• at St. Louis	49,919
Nov. 23	L	23-26	• Oakland	53,582
Nov. 30	W	31-30	Minnesota	54,498
Dec. 7	W	30-27	at Atlanta	52,809
Dec. 13	L	10-31	at Dallas	61,091
Dec. 21	L	3-26	Philadelphia	49,385

• overtime

	Redskins	Opponents
<b>TOTAL FIRST DOWNS</b>	272	255
Rushing	97	105
Passing	150	128
Penalty	25	22
<b>TOTAL NET YARDS</b>	4,669	4,465
Avg. Per Game	333.5	318.9
Total Plays	919	951
Avg. Per Play	5.1	4.7
<b>NET YARDS RUSHING</b>	1,752	2,033
Avg. Per Game	125.1	145.2
Total Rushes	444	525
<b>NET YARDS PASSING</b>	2,917	2,432
Avg. Per Game	208.4	173.7
Sacked/Yards Lost	27/175	36/274
Gross Yards	3,092	2,706
Att./Completions	448/229	390/217
Completion Pct.	51.1	55.6
Had Intercepted	29	18
<b>PUNT/AVERAGE</b>	72/40.6	87/38.9
<b>PENALTIES/YARDS</b>	78/723	89/772
<b>FUMBLES/LOST</b>	28/17	27/19
<b>TOUCHDOWNS</b>	40	33
Rushing	9	11
Passing	28	17
Returns	3	5

<b>SCORE BY PERIODS</b>	1	2	3	4	OT	PTS
REDSKINS	49	109	44	117	6	325
Opponents	29	88	63	90	6	276

<b>SCORING</b>	TD-Ru-Pa-Rt	Pat	FG	S	TP
Moseley	0 0 0 0	37/39	16/25	0	85
Grant	8 0 8 0	0/0	0/0	0	48
M. Thomas	7 4 3 0	0/0	0/0	0	42
Taylor	6 0 6 0	0/0	0/0	0	36
L. Brown	5 3 2 0	0/0	0/0	0	30
REDSKINS	40 9 28 3	37/39	16/25	0	325
Opponents	33 11 17 5	27/33	17/30	0	276

<b>RUSHING</b>	No.	Yds	Avg	Long	TD
M. Thomas	235	919	3.9	34	4
L. Brown	97	352	3.6	43	3
Denson	56	195	3.5	14	0
REDSKINS	444	1,752	3.9	43	9
Opponents	525	2,033	3.9	53	11

<b>PASSING</b>	Att	Comp	Yds	Cmp%	Yds/Att	TD	TD%	Int	Int%	Long	Sack/Lost	Rating
Kilmer	346	178	2440	51.4	7.1	23	6.6	16	4.6	96	23/138	77.1
Johnson	79	41	556	51.9	7.0	4	5.1	10	12.7	36	2/19	52.1
Theismann	22	10	96	45.5	4.4	1	4.5	3	13.6	30	2/18	33.6
REDSKINS	448	229	3,092	51.1	6.9	28	6.3	29	6.5	96	27/175	67.3
Opponents	390	217	2,706	55.6	6.9	17	4.4	18	4.6	68	36/274	72.7

<b>RECEIVING</b>	No.	Yds	Avg	Long	TD
Taylor	53	744	14.0	64	6
Grant	41	776	18.9	96t	8
M. Thomas	40	483	12.0	33	3
REDSKINS	229	3092	13.5	96t	28
Opponents	217	2706	12.5	62t	17

<b>INTERCEPTIONS</b>	No.	Yds	Avg	Long	TD
Bass	4	85	21.3	30	0
Houston	4	33	8.3	19	0
Hanburger	3	81	27.0	37	0
REDSKINS	18	335	18.6	57	0
Opponents	29	469	16.2	89	4

<b>PUNTING</b>	No.	Yds	Avg	Long	Blk
Bragg	72	2,924	40.6	63	0
Opponents	87	3,384	38.9	60	1

<b>PUNT RETURNS</b>	Ret	FC	Yds	Avg	Lg	TD
Jones	53	5	407	7.7	52	1
REDSKINS	61	9	464	7.6	52	1
Opponents	38	13	240	6.3	19	0

<b>KICKOFF RETURNS</b>	No.	Yds	Avg	Lg	TD
Jones	47	1,086	23.1	44	0
REDSKINS	58	1,296	22.3	50	0
Opponents	64	1,357	21.2	93	1

<b>FIELD GOALS</b>	1-19	20-29	30-39	40-49	50+
Moseley	0/0	1/3	9/10	6/9	0/3
Opponents	1/1	9/12	3/8	4/9	0/0

**NOTABLE**

Record (Finish): 8-6 (3rd NFC East)

**National Honors:** SS Ken Houston: PFWA All-Pro Team, NEA All-Pro Team, All-NFC Team, Pro Bowl; LB Chris Hanburger: PFWA All-Pro Second Team, NEA All-Pro Second Team, All-NFC Team, Pro Bowl; WR Charley Taylor: All-NFC Team, Pro Bowl; RB Mike Thomas: PFWA All-Rookie Team.

**Starters: Offense:** WR Charley Taylor (14), LT Tim Stokes (5), LG Paul Laaveg (8), C Len Hauss (14), RG/LG Ray Schoenke (1/8), RT George Starke (14), TE Jerry Smith (14), WR Roy Jefferson (5), QB Billy Kilmer (13), RB Moses Denson (9), RB Larry Brown (8), LT Terry Hermeling (9), RG Walter Sweeney (13), WR Frank Grant (9), QB Randy Johnson (1), RB Mike Thomas (9).

**Defense:** LE Ron McDole (14), LT Bill Brundige (13), RT Diron Talbert (13), RE Dennis Johnson (14), LLB Brad Dusek (14), MLB Harold McLinton (14), RLB Chris Hanburger (14), LCB Pat Fischer (11), RCB Mike Bass (14), LS Ken Houston (14), RS/LCB Bryant Salter (11/2), LCB Spencer Thomas (1), RT Dave Butz (1), LT Manny Sistrunk (1), RS Brig Owens (3)

# 1978

# Won 10, Lost 4

Head Coach - George Allen

Sept. 12	W	19-17	New York Giants	54,245
Sept. 19	W	31-7	Seattle	53,174
Sept. 27	W	20-17	• at Philadelphia	60,131
Oct. 3	L	7-33	at Chicago	52,105
Oct. 10	L	30-33	Kansas City	53,060
Oct. 17	W	20-7	Detroit	45,908
Oct. 25	W	20-10	St. Louis	48,325
Oct. 31	L	7-20	Dallas	55,004
Nov. 7	W	24-21	at San Francisco	56,134
Nov. 14	L	9-12	at New York Giants	72,975
Nov. 21	W	16-10	at St. Louis	49,833
Nov. 28	W	24-0	Philadelphia	54,292
Dec. 5	W	37-16	at New York Jets	46,638
Dec. 12	W	27-14	at Dallas	59,916
<b>Playoffs</b>				
Dec. 18	L	20-35	at Minnesota	47, 221
• overtime				

	Redskins	Opponents
<b>TOTAL FIRST DOWNS</b>	255	215
Rushing	114	109
Passing	122	91
Penalty	19	15
<b>TOTAL NET YARDS</b>	4,096	4,070
Avg. Per Game	292.6	290.7
Total Plays	956	952
Avg. Per Play	4.3	4.3
<b>NET YARDS RUSHING</b>	2,111	2,205
Avg. Per Game	150.8	157.5
Total Rushes	548	555
<b>NET YARDS PASSING</b>	1,985	1,917
Avg. Per Game	141.8	136.9
Sacked/Yards Lost	38/303	44/324
Gross Yards	2,288	2,241
Att./Completions	370/187	355/146
Completion Pct.	50.5	41.1
Had Intercepted	20	26
<b>PUNT/AVERAGE</b>	90/38.9	93/38.9
<b>NET PUNTING AVG.</b>	90/32.9	93/30.0
<b>PENALTIES/YARDS</b>	90/868	95/818
<b>FUMBLES/LOST</b>	36/23	38/22
<b>TOUCHDOWNS</b>	32	23
Rushing	10	12
Passing	20	11
Returns	2	0

SCORE BY PERIODS	1	2	3	4	OT	PTS
REDSKINS	46	74	73	95	3	291
Opponents	39	68	40	70	0	217

SCORING	TD	Ru	Pa	Rt	Pat	Fg	S	TP
Moseley	0	0	0	0	31/32	22/34	0	97
Thomas	9	5	4	0	0/0	0/0	0	54
Fugett	6	0	6	0	0/0	0/0	0	36
Grant	5	0	5	0	0/0	0/0	0	30
Riggins	4	3	1	0	0/0	0/0	0	24
REDSKINS	32	10	20	2	31/32	22/34	1	291
Opponents	23	12	11	0	22/23	19/30	0	217

RUSHING	No.	Yds	Avg	Long	TD
Thomas	254	1,101	4.3	28	5
Riggins	162	572	3.5	15	3
Hill	79	301	3.8	15	1
REDSKINS	548	2,111	3.9	28	10
Opponents	555	2,205	4.0	80t	12

PASSING	Att	Comp	Yds	Cmp%	Yds/Att	TD	TD%	Int	Int%	Long	Sack/Lost	Rating
Kilmer	206	108	1,252	52.4	6.1	12	5.8	10	4.9	53	15/125	70.0
Theismann	163	79	1,036	48.5	6.4	8	4.9	10	6.1	44	22/172	59.9
REDSKINS	370	187	2,288	50.5	6.2	20	5.4	20	5.4	53	38/303	65.4
Opponents	355	146	2,241	41.1	6.3	11	3.1	26	7.3	85	44/324	42.5

RECEIVING	No.	Yds	Avg	Long	TD
Grant	50	818	16.4	53t	5
Thomas	28	290	10.4	34	4
Jefferson	27	364	13.5	27	2
REDSKINS	187	2,288	12.3	53t	20
Opponents	146	2,241	15.3	85t	11

INTERCEPTIONS	No.	Yds	Avg.	Long	TD
Lavender	8	77	9.6	28	0
Fischer	5	38	7.6	32	0
Houston	4	25	6.3	12	0
REDSKINS	26	190	7.3	32	0
Opponents	20	149	7.5	31	0

PUNTING	No.	Yds	Avg	Net	TB	In	Lg	Blk
Bragg	90	3,503	38.9	32.9	11	15	56	0
Opponents	93	3,621	38.9	30.0	7	18	61	0

PUNT RETURNS	Ret	FC	Yds	Avg	Lg	TD
E. Brown	48	8	646	13.5	71t	1
REDSKINS	52	9	688	13.2	71t	1
Opponents	44	12	323	7.3	29	0

KICKOFF RETURNS	No.	Yds	Avg	Lg	TD
E. Brown	30	738	24.6	67	0
REDSKINS	50	1,066	21.3	67	0
Opponents	63	1,018	16.2	48	0

FIELD GOALS	1-19	20-29	30-39	40-49	50+
Moseley	1/1	7/8	8/11	6/13	0/1
Opponents	0/0	4/5	9/13	4/9	2/3

### NOTABLE

Record (Finish): 10-4 (2nd NFC East)

**National Honors:** PR Eddie Brown; AP All-Pro Second Team, Pro Bowl; LB Chris Hanburger; NEA All-Pro Team, All-NFL Team, UPI All-NFC Team, Pro Bowl; SS Ken Houston; PFWA All-Pro Team, NEA All-Pro Team, All-NFL Team, UPI All-NFC Team, Pro Bowl; RB Mike Thomas; Pro Bowl.

**Starters: Offense:** WR Frank Grant (14), LT Tim Stokes (14), LG Ron Saul (11), C Len Hauss (14), RG Terry Hermeling (12), RT George Starke (14), TE Jean Fugett (12), WR Roy Jefferson (14), QB Billy Kilmer (9), RB John Riggins (14), RB Mike Thomas (12), QB Joe Theismann (5), LG/RG Dan Nugent (3/2), TE Jerry Smith (2).

**Defense:** LE Ron McDole (14), LT/RE Bill Brundige (4/2), RT Diron Talbert (14), RE Dennis Johnson (12), LLB Brad Dusek (14), MLB Harold McClinton (14), RLB Chris Hanburger (14), LCB Pat Fischer (14), RCB Joe Lavender (14), LS Ken Houston (14), RS Jake Scott (12), RT Dave Butz (10), RS Brig Owens (2).

1977 **Won 9, Lost 5**

		Head Coach - George Allen		
Sept. 18	L	17-20	at New York Giants	76,086
Sept. 25	W	10-6	Atlanta	55,031
Oct. 2	W	24-14	St. Louis	55,031
Oct. 9	W	10-0	at Tampa Bay	58,571
Oct. 16	L	16-34	at Dallas	62,115
Oct. 23	L	6-17	New York Giants	53,903
Oct. 30	W	23-17	Philadelphia	55,031
Nov. 7	L	3-10	at Baltimore	57,740
Nov. 13	W	17-14	at Philadelphia	60,702
Nov. 21	W	10-9	Green Bay	51,498
Nov. 27	L	7-14	Dallas	55,031
Dec. 4	W	10-0	at Buffalo	22,975
Dec. 10	W	26-20	at St. Louis	36,067
Dec. 17	W	17-14	Los Angeles Rams	54,208

	Redskins	Opponents
<b>TOTAL FIRST DOWNS</b>	227	234
Rushing	79	112
Passing	124	102
Penalty	24	20

	Redskins	Opponents
<b>POSSESSION AVG.</b>	29:52	30:08
<b>TOTAL NET YARDS</b>	3,615	4,110
Avg. Per Game	258.2	293.6
Total Plays	937	961
Avg. Per Play	3.9	4.3

	Redskins	Opponents
<b>NET YARDS RUSHING</b>	1,752	2,039
Avg. Per Game	125.1	145.6
Total Rushes	502	537

	Redskins	Opponents
<b>NET YARDS PASSING</b>	1,863	2,071
Avg. Per Game	133.1	147.9
Sacked/Yards Lost	52/421	45/359
Gross Yards	2,284	2,430
Att./Completions	383/183	380/167
Completion Pct.	47.8	43.9
Had Intercepted	16	21

	Redskins	Opponents
<b>PUNT/AVERAGE</b>	91/38.5	94/37.0
<b>NET PUNTING AVG.</b>	91/35.3	94/31.1

	Redskins	Opponents
<b>PENALTIES/YARDS</b>	94/802	100/857

	Redskins	Opponents
<b>FUMBLES/LOST</b>	26/14	27/12

	Redskins	Opponents
<b>TOUCHDOWNS</b>	19	21
Rushing	4	8
Passing	15	12
Returns	0	1

	1	2	3	4	OT	PTS
<b>REDSKINS</b>	64	42	33	57	0	196
<b>Opponents</b>	17	37	32	103	0	189

	TD	Ru	Pa	Rt	Pat	FG	S	TP
Moseley	0	0	0	0	19/19	21/37	0	82
Thomas	5	3	2	0	0/0	0/0	0	30
Fugett	5	0	5	0	0/0	0/0	0	30
Grant	3	0	3	0	0/0	0/0	0	18
Riggins	2	0	0	0	0/0	0/0	0	12
REDSKINS	19	4	15	0	19/19	21/37	0	196
Opponents	21	8	12	1	21/21	14/29	0	189

	No.	Yds	Avg	Long	TD
Thomas	228	806	3.5	31	3
Harmon	94	310	3.3	21	0
Hill	69	257	3.7	34	0
REDSKINS	502	1,752	3.5	34	4
Opponents	537	2,039	3.8	44	8

	Att	Comp	Yds	Cmp%	Yds/Att	TD	TD%	Int	Int%	Long	Sack/Lost	Rating
Kilmer	201	99	1,187	49.3	5.9	8	4.0	7	3.5	59	22/189	66.5
Theismann	182	84	1,097	46.2	6.0	7	3.9	9	4.9	52	30/241	57.9
REDSKINS	383	183	2,284	47.8	5.9	15	3.9	16	4.2	59	52/421	62.3
Opponents	380	167	2,430	43.9	6.4	12	3.2	21	5.5	82	45/359	52.9

	No.	Yds	Avg	Long	TD
Fugett	36	631	17.5	52	5
Grant	34	480	14.1	59	3
Thomas	28	245	8.8	25	2
REDSKINS	183	2,284	12.5	59	15
Opponents	167	2,430	14.6	82	12

	No.	Yds	Avg.	Long	TD
Houston	5	69	13.8	31	0
Lavender	4	36	9.0	31	0
Williams	4	25	6.3	25	0
REDSKINS	21	188	9.0	31	0
Opponents	16	296	18.5	45	1

	No.	Yds	Avg	Net	TB	In	Lg	Blk
Bragg	91	3502	38.5	35.3	3	29	56	0
Opponents	94	3476	37.0	31.1	5	12	75	0

	Ret	FC	Yds	Avg	Lg	TD
Brown	57	8	452	7.9	43	0
Opponents	50	7	228	4.6	50	0

	No.	Yds	Avg	Lg	TD
Brown	34	852	25.1	46	0
REDSKINS	47	1,087	23.1	46	0
Opponents	54	1,033	19.1	46	0

	1-19	20-29	30-39	40-49	50+
Moseley	1/1	3/3	4/5	9/22	4/6
Opponents	0/0	6/7	2/8	5/11	1/3

**NOTABLE**

Record: (Finish): 9-5 (2nd NFC East)

**National Honors:** TE Jean Fugett: UPI All-NFC Team, Pro Bowl; SS Ken Houston: NEA First Team All-Pro, All-NFL Team, UPI All-NFC Team, Pro Bowl; PR Eddie Brown: Pro Bowl.

**Starters: Offense:** WR Charley Taylor (7), LT Tim Stokes (14), LG Ron Saul (14), C Len Hauss (14), RG Terry Hermeling (12), RT George Starke (14), TE Jean Fugett (14), WR Frank Grant (14), QB Billy Kilmer (8), RB Mike Thomas (13), RB John Riggins (5), WR Danny Buggs (7), RG Dan Nugent (2), QB Joe Theismann (6), RB Calvin Hill (1), RB Clarence Harmon (9).

**Defense:** LE Ron McDole (14), LT Dave Butz (8), RT Diron Talbert (14), RE Dennis Johnson (11), LLB Brad Dusek (14), MLB Harold McLinton (14), RLB Mike Curtis (10), LCB Gerard Williams (11), RCB Joe Lavender (14), SS Ken Houston (14), FS Jake Scott (14), LT Bill Brundige (6), RE Karl Lorch (3), RLB Chris Hanburger (4), LCB Pat Fischer (3).

## 1978

## Won 8, Lost 8

		Head Coach - Jack Pardee		
Sept. 3	W	16-14	at New England	55,037
Sept. 10	W	35-30	Philadelphia	54,380
Sept. 17	W	28-10	at St. Louis	49,282
Sept. 24	W	23-3	New York Jets	54,729
Oct. 2	W	9-5	Dallas	55,031
Oct. 8	W	21-19	at Detroit	60,555
Oct. 15	L	10-17	at Philadelphia	65,722
Oct. 22	L	6-17	at New York Giants	76,192
Oct. 29	W	38-20	San Francisco	53,706
Nov. 6	L	17-21	at Baltimore	57,631
Nov. 12	W	16-13	• New York Giants	53,271
Nov. 19	L	17-27	St. Louis	52,460
Nov. 23	L	10-37	at Dallas	64,905
Dec. 3	L	0-16	Miami	52,860
Dec. 10	L	17-20	at Atlanta	54,178
Dec. 16	L	10-14	Chicago	49,774

• overtime

	Redskins	Opponents
<b>TOTAL FIRST DOWNS</b>	261	283
Rushing	99	131
Passing	134	133
Penalty	28	19
<b>TOTAL NET YARDS</b>	4,648	4,914
Avg. Per Game	290.5	307.1
Total Plays	1,025	1,069
Avg. Per Play	4.5	4.6
<b>NET YARDS RUSHING</b>	2,083	2,536
Avg. Per Game	130.2	158.5
Total Rushes	536	625
<b>NET YARDS PASSING</b>	2,565	2,378
Avg. Per Game	160.3	148.6
Sacked/Yards Lost	46/413	35/323
Gross Yards	2,978	2,701
Att./Completions	443/212	409/197
Completion Pct.	47.9	48.2
Had Intercepted	21	22
<b>PUNT/AVERAGE</b>	103/39.4	104/37.3
<b>NET PUNTING AVG.</b>	33.9	30.8
<b>PENALTIES/YARDS</b>	117/999	85/796
<b>FUMBLES/LOST</b>	31/16	20/10
<b>TOUCHDOWNS</b>	31	30
Rushing	10	15
Passing	17	11
Returns	4	4

SCORE BY PERIODS	1	2	3	4	OT	PTS
REDSKINS	23	107	71	69	3	273
Opponents	81	61	66	75	0	283

SCORING	TD-Ru	Pa-Rt	Pat	FG	S	TP		
Moseley	0	0	0	30/31	19/30	0	87	
Fugett	7	0	7	0/0	0/0	0	42	
Riggins	5	5	0	0/0	0/0	0	30	
Thomas	5	3	2	0/0	0/0	0	30	
McDaniel	4	0	4	0/0	0/0	0	24	
REDSKINS	31	10	17	4	30/31	19/30	0	273
Opponents	30	15	11	4	29/30	24/34	1	283

RUSHING	No.	Yds	Avg	Long	TD
Riggins	248	1,014	4.1	31	5
Thomas	160	534	3.3	26	3
Theismann	37	177	4.8	20	1
REDSKINS	536	2,083	3.9	47	10
Opponents	625	2,536	4.1	59	15

PASSING	Att	Comp	Yds	Cmp%	Yds/Att	TD	TD%	Int	Int%	Long	Sack/Lost	Rating
Theismann	395	187	2,593	47.3	6.5	13	3.3	18	4.6	63	42/391	60.7
Kilmer	46	23	316	50.0	6.8	4	8.7	3	6.5	50	4/22	74.3
REDSKINS	439	212	2,978	48.0	6.8	17	3.9	21	4.8	63	46/413	63/8
Opponents	409	197	2,701	48.2	6.6	10	2.4	22	5.4	78	35/323	55.3

RECEIVING	No.	Yds	Avg	Long	TD
Buggs	36	575	16.0	63	2
Thomas	35	387	11.1	35	2
McDaniel	34	577	17.0	52	4
REDSKINS	212	2,978	14.0	63	17
Opponents	197	2,701	13.7	78	10

INTERCEPTIONS	No.	Yds	Avg.	Long	TD
Scott	7	72	10.3	39	0
Williams	4	51	12.8	20	0
Parrish	4	21	5.3	23	0
REDSKINS	22	187	8.5	39	0
Opponents	21	480	22.9	59	1

PUNTING	No.	Yds	Avg	Net	TB	In	Lg	Blk
Bragg	103	4,056	39.4	33.9	10	23	56	1
Opponents	104	3,882	37.3	30.8	6	20	59	1

PUNT RETURNS	Ret	FC	Yds	Avg	Lg	TD
Green	42	13	443	10.5	80	1
REDSKINS	54	17	527	9.8	80	1
Opponents	49	24	328	6.7	73	2

KICKOFF RETURNS	No.	Yds	Avg	Lg	TD
Green	34	870	25.6	99	1
REDSKINS	58	1,352	23.3	99	1
Opponents	55	965	17.5	44	0

FIELD GOALS	1-19	20-29	30-39	40-49	50+
Moseley	0/0	4/4	5/7	8/13	2/6
Opponents	2/2	9/9	12/16	1/4	0/3

### NOTABLE

Record (Finish): 8-8 (3rd NFC East)

**National Honors:** PR Tony Green: Pro Bowl; SS Ken Houston: Pro Bowl.

**Starters: Offense:** WR Frank Grant (6), LT Terry Hermeling (16), LG Ron Saul (15), C Bob Kuziel (16), RG Dan Nugent (16), RT George Starke (9), TE Reggie Haynes (4), WR Danny Buggs (11), QB Joe Theismann (14), HB Mike Thomas (13), FB John Riggins (15), WR John McDaniel (11), LG/RT Jim Harlan (1/1), RT Jeff Williams (6), Jean Fugett (12), QB Billy Kilmer (2), WR Ricky Thompson (4), RB Clarence Harmon (3), HB Benny Malone (1).

**Defense:** LE/RE Ron McDole (9/1), LT Dave Butz (16), RT Diron Talbert (12), RE Coy Bacon (14), LLB Brad Dusek (16), MLB Harold McLinton (15), RLB Chris Hanburger (16), LCB Lemar Parrish (11), RCB Joe Lavender (16), SS Ken Houston (16), FS Jake Scott (16), RT Perry Brooks (1), RT Perry Brooks (3), LE/RE Karl Lorch (7/1), MLB Mike Curtis (2), LCB Gerard Williams (5).

1979

Won 10, Lost 6

Head Coach - Jack Pardee			
Sept. 2	L	27-29	Houston 54,282
Sept. 9	W	27-24	at Detroit 54,991
Sept. 17	W	27-0	New York Giants 54,672
Sept. 23	W	17-7	at St. Louis 50,680
Sept. 30	W	16-7	at Atlanta 56,810
Oct. 7	L	17-28	at Philadelphia 69,142
Oct. 14	W	13-9	at Cleveland 63,323
Oct. 21	W	17-7	Philadelphia 54,442
Oct. 28	L	10-14	New Orleans 52,133
Nov. 4	L	7-38	at Pittsburgh 49,462
Nov. 11	W	30-28	St. Louis 50,868
Nov. 18	W	34-20	Dallas 55,031
Nov. 25	L	6-14	at New York Giants 72,641
Dec. 2	W	38-21	Green Bay 51,682
Dec. 9	W	28-14	Cincinnati 52,882
Dec. 16	L	34-35	at Dallas 62,867

Redskins Opponents

TOTAL FIRST DOWNS	297	320
Rushing	126	126
Passing	144	165
Penalty	27	29

TOTAL NET YARDS	4,904	5,142
Avg. Per Game	306.5	321.4
Total Plays	1,044	1,058
Avg. Per Play	4.7	4.9

NET YARDS RUSHING	2,328	2,150
Avg. Per Game	145.5	134.4
Total Rushes	609	541

NET YARDS PASSING	2,576	2,992
Avg. Per Game	161.0	187.0
Sacked/Yards Lost	34/263	47/347
Gross Yards	2,839	3,339
Att./Completions	401/235	470/234
Completion Pct.	58.6	49.8
Had Intercepted	15	26

PUNT/AVERAGE	78/38.4	70/40.7
--------------	---------	---------

NET PUNTING AVG.	78/34.1	70/34.2
------------------	---------	---------

PENALTIES/YARDS	86/749	77/619
-----------------	--------	--------

FUMBLES/LOST	21/10	34/21
--------------	-------	-------

TOUCHDOWNS	39	39
Rushing	17	21
Passing	20	18
Returns	2	0

SCORE BY PERIODS	1	2	3	4	OT	PTS
REDSKINS	61	130	57	100	0	348
Opponents	65	75	48	107	0	295

SCORING	TD	Ru	Pa	Rt	Pat	FG	S	TP
Moseley	0	0	0	0	39/39	25/33	0	114
Riggins	12	9	3	0	0/0	0/0	0	72
Harmon	5	0	5	0	0/0	0/0	0	30
REDSKINS	39	17	20	2	39/39	25/33	0	348
Opponents	39	21	18	0	37/39	8/17	0	295

RUSHING	No.	Yds	Avg	Long	TD
Riggins	260	1,153	4.4	66	9
Malone	176	472	2.7	14	3
Harmon	65	267	4.1	18	0
REDSKINS	609	2,328	3.8	66	17
Opponents	543	2,150	4.0	33	21

PASSING	Att	Comp	Yds	Cmp%	Yds/Att	TD	TD%	Int	Int%	Long	Sack/Lost	Rating
Theismann	395	233	2,797	59.0	7.1	20	5.1	13	3.3	62	34/263	84.0
REDSKINS	401	235	2,839	58.6	7.1	20	5.0	15	3.7	62	34/263	81.7
Opponents	470	234	3,339	49.8	7.1	18	3.8	26	5.5	65	47/349	62.9

RECEIVING	No.	Yds	Avg	Long	TD
Buggs	46	631	13.7	45	1
Harmon	32	434	13.6	40	5
Riggins	28	163	5.8	23	3
REDSKINS	235	2,839	12.1	62	20
Opponents	234	3,339	14.3	65	18

INTERCEPTIONS	No.	Yds	Avg.	Long	TD
Parrish	9	65	7.2	23	0
Lavender	6	77	12.8	27	0
Murphy	3	29	9.7	16	0
REDSKINS	26	250	9.6	31	1
Opponents	15	82	5.5	28	0

PUNTING	No.	Yds	Avg	Net	TB	In	Lg	Blk
Bragg	78	2,998	38.4	34.1	10	12	74	0
Opponents	70	2848	40.7	34.2	9	12	62	0

PUNT RETURNS	Ret	FC	Yds	Avg	Lg	TD
Hardeman	24	6	207	8.6	52	0
REDSKINS	33	13	271	8.2	52	0
Opponents	29	19	135	4.7	16	0

KICKOFF RETURNS	No.	Yds	Avg	Lg	TD
Hardeman	19	404	21.3	33	0
REDSKINS	55	1,145	20.8	38	0
Opponents	76	1,280	16.8	41	0

FIELD GOALS	1-19	20-29	30-39	40-49	50+
Moseley	2/2	5/5	8/9	9/14	1/3
Opponents	0/0	3/3	3/7	2/7	0/0

DEFENSIVE STATISTICS

Player	T	S	A	FF	FR
Murphy	152	78	74	0	0
Olkewicz	140	84	56	0	0
Dusek	116	75	41	0	0

NOTABLE

Record (Finish): 10-6 (3rd NFC East)

National Honors: CB Lemar Parrish: PFWA All-Pro Team, NEA All-Pro Team, AP All-Pro Team, All-NFL Team, UPI All-NFC Team, Pro Bowl; Ken Houston: UPI All-NFC Team, Pro Bowl; Mark Moseley: UPI All-NFC Team, Pro Bowl.

Starters: Offense: WR Danny Buggs (14), LT Terry Hermeling (16), LG Ron Saul (15), C Bob Kuziel (16), RG Jeff Williams (16), RT George Starke (16), TE Jean Fugett (6), WR Ricky Thompson (15), QB Joe Theismann (16), FB Clarence Harmon (1), FB John Riggins (15), HB Benny Malone (16), LG Fred Dean (1), TE Don Warren (10), WR John McDaniel (2), WR Chris DeFrance (1).

Defense: LE Joe Jones (3), LT Dave Butz (14), RT Diron Talbert (16), LE/RE Karl Lorch (13/2), LLB Brad Dusek (16), MLB Don Hover (7), RLB Rich Milot (7), LCB Lemar Parrish (16), RCB Joe Lavender (14), SS Ken Houston (13), FS Mark Murphy (16), RE Coy Bacon (14), LT Paul Smith (2), MLB Neal Olkewicz (9), RLB Pete Wysocki (9), RCB/SS Tony Peters (2/3).

**1980**

**Won 6, Lost 10**

Head Coach - Jack Pardee

Sept. 8	L	3-17	Dallas	55,045
Sept. 14	W	23-21	at New York Giants	73,343
Sept. 21	L	21-24	at Oakland	45,163
Sept. 28	L	0-14	Seattle	53,263
Oct. 5	L	14-24	at Philadelphia	69,044
Oct. 13	L	17-20	at Denver	74,657
Oct. 19	W	23-0	St. Louis	51,060
Oct. 26	W	22-14	New Orleans	51,375
Nov. 2	L	14-39	Minnesota	52,060
Nov. 9	L	21-35	at Chicago	57,159
Nov. 15	L	0-24	Philadelphia	51,897
Nov. 23	L	10-14	at Dallas	58,809
Nov. 30	L	6-10	at Atlanta	55,665
Dec. 7	W	40-17	San Diego	48,556
Dec. 13	W	16-13	New York Giants	44,443
Dec. 21	W	31-7	at St. Louis	35,942

	Redskins	Opponents
<b>TOTAL FIRST DOWNS</b>	279	298
Rushing	108	144
Passing	149	127
Penalty	22	27
<b>TOTAL NET YARDS</b>	4,854	4,695
Avg. Per Game	303.4	293.4
Total Plays	1,039	1,020
Avg. Per Play	4.7	4.6
<b>NET YARDS RUSHING</b>	2,016	2,524
Avg. Per Game	126.0	157.8
Total Rushes	517	585
<b>NET YARDS PASSING</b>	2,838	2,171
Avg. Per Game	177.4	135.7
Sacked/Yards Lost	36/333	43/333
Gross Yards	3171	2504
Att./Completions	486/284	392/187
Completion Pct.	58.4	47.7
Had Intercepted	18	33
<b>PUNT/AVERAGE</b>	85/39.2	84/40.7
<b>NET PUNTING AVG.</b>	85/33.4	84/33.3
<b>PENALTIES/YARDS</b>	114/1,008	87/666
<b>FUMBLES/LOST</b>	35/18	25/12
<b>TOUCHDOWNS</b>	30	36
Rushing	12	16
Passing	17	17
Returns	1	3

SCORE BY PERIODS	1	2	3	4	OT	PTS
REDSKINS	43	80	61	77	0	261
Opponents	80	101	34	78	0	293

SCORING	TD-Ru-Pa-RT	Pat	FG	S	TP
Moseley	0 0 0 0	27/30	18/33	0	81
Harmon	8 4 4 0	0/0	0/0	0	48
Thompson	5 0 5 0	0/0	0/0	0	30
REDSKINS	30 12 17 1	27/30	18/33	0	261
Opponents	36 16 17 3	36/36	13/16	0	293

RUSHING	No.	Yds	Avg	Long	TD
Jackson	176	708	4.0	55	3
Harmon	128	484	3.8	23	4
Hammond	45	265	5.9	36	0
REDSKINS	517	2,016	3.9	55	12
Opponents	585	2,524	4.3	50	16

PASSING	Att	Comp	Yds	Cmp%	Yds/Att	TD	TD%	Int	Int%	Long	Sack/Lost	Rating
Theismann	454	262	2,962	57.7	6.5	17	3.7	16	3.5	54	31/280	75.1
Kruczek	31	22	209	71.0	5.7	0	0.0	2	6.5	41	5/51	62.2
REDSKINS	486	284	3,171	58.4	6.5	17	3.5	18	3.7	54	36/333	75.1
Opponents	392	187	2,504	47.7	6.4	17	4.3	33	8.4	54	43/333	47.8

RECEIVING	No.	Yds	Avg	Long	TD
Monk	58	797	13.7	54	3
Harmon	54	534	9.9	45	4
Warren	31	323	10.4	35	0
REDSKINS	284	3,171	11.2	54	17
Opponents	187	2,504	13.4	54	17

INTERCEPTIONS	No.	Yds	Avg.	Long	TD
Parrish	7	13	1.9	9	0
Lavender	6	96	16.0	51	1
Murphy	6	58	9.7	28	0
REDSKINS	33	319	9.7	51	1
Opponents	18	219	12.2	52	1

PUNTING	No.	Yds	Net	TB	In	Lg	Blk	
Connell	85	3,331	39.2	33.4	7	12	57	0
Opponents	84	3,422	40.7	33.3	13	14	57	0

PUNT RETURNS	Ret	FC	Yds	Avg	Lg	TD
Nelms	48	5	487	10.1	64	0
REDSKINS	48	5	487	10.1	64	0
Opponents	52	14	351	6.8	52	0

KICKOFF RETURNS	No.	Yds	Avg	Lg	TD
Nelms	38	810	21.3	51	0
REDSKINS	57	1,204	21.1	53	0
Opponents	60	1,112	18.5	70	1

FIELD GOALS	1-19	20-29	30-39	40-49	50+
Moseley	0/0	3/4	5/6	7/12	3/11
Opponents	1/1	5/5	5/5	0/3	1/2

**DEFENSIVE STATISTICS**

Player	T	S	A
Murphy	186	93	93
Coleman	118	81	37
Peters	107	70	37

**NOTABLE**

Record (Finish): 6-10 (3rd NFC East)

**National Honors:** PR Mike Nelms: Pro Bowl; CB Lemar Parrish: PFWA All-Pro Team, NEA All-Pro Team, All-NFL Team, All-NFC Team, Pro Bowl; WR Art Monk: All-Rookie Team.

**Starters; Offense:** WR John McDaniel (6), LT Terry Hermeling (11), LG Ron Saul (15), C Bob Kuziel (12), RG Jeff Williams (15), RT George Starke (13), TE Phil DuBois (1), WR Ricky Thompson (15), QB Joe Theismann (15), RB Buddy Hardeman (1), FB Clarence Harmon (14), WR Art Monk (11), LT/RT/RG Fred Dean (5/2/1), LG Dan Nugent (1), C Dan Peiffer (4), RT Gary Anderson (1), TE Don Warren (12), TE Rick Walker (4), RB Wilbur Jackson (14), QB Mike Kruczek (1), RB Bobby Hammond (1), RB Ricky Claitt (1).

**Defense:** LE Karl Lorch (16), LT Dave Butz (16), RT Perry Brooks (4), RE Coy Bacon (16), LLB/RLB Monte Coleman (2/8), MLB Rich Milot (5), RLB Pete Wysocki (8), LCB Lemar Parrish (16), RCB Joe Lavender (16), SS Ken Houston (5), FS Mark Murphy (16), RT Diron Talbert (5), RT Paul Smith (7), LLB Brad Dusek (14), MLB Neal Olkewicz (11), SS Tony Peters (11).

## 1981

## Won 8, Lost 8

		Head Coach - Joe Gibbs		
Sept. 6	L	10-26	Dallas	55,045
Sept. 13	L	7-17	New York Giants	53,343
Sept. 20	L	30-40	at St. Louis Cardinals	47,592
Sept. 27	L	13-36	at Philadelphia	70,664
Oct. 4	L	17-30	San Francisco	51,843
Oct. 11	W	24-7	at Chicago	57,683
Oct. 18	L	10-13	at Miami	47,367
Oct. 25	W	24-22	New England	50,394
Nov. 1	W	42-21	St. Louis	50,643
Nov. 8	W	33-31	Detroit	52,090
Nov. 15	W	30-27	• at New York Giants	63,133
Nov. 22	L	10-24	at Dallas	64,583
Nov. 29	L	14-21	at Buffalo	59,624
Dec. 6	W	15-13	Philadelphia	52,206
Dec. 13	W	38-14	Baltimore	49,706
Dec. 20	W	30-7	at Los Angeles Rams	52,224

• overtime

		Redskins Opponents	
<b>TOTAL FIRST DOWNS</b>		334	310
Rushing		136	133
Passing		173	152
Penalty		25	25
<b>POSSESSION AVG.</b>		31:23	28:37
<b>TOTAL NET YARDS</b>		5,623	5,206
Avg. Per Game		351.4	325.4
Total Plays		1,083	1,016
Avg. Per Play		5.2	5.1
<b>NET YARDS RUSHING</b>		2,157	2,161
Avg. Per Game		134.8	135.1
Total Rushes		532	532
<b>NET YARDS PASSING</b>		3,466	3,045
Avg. Per Game		216.6	190.3
Sacked/Yards Lost		30/277	32/265
Gross Yards		3,743	3,310
Att./Completions		525/307	452/214
Completion Pct.		58.5	47.3
Had Intercepted		22	24
<b>PUNT/AVERAGE</b>		73/40.0	80/41.6
<b>NET PUNTING AVG.</b>		33.4	32.8
<b>PENALTIES/YARDS</b>		98/940	107/916
<b>FUMBLES/LOST</b>		32/19	32/15
<b>TOUCHDOWNS</b>		42	43
Rushing		19	17
Passing		19	21
Returns		4	5

<b>SCORE BY PERIODS</b>	1	2	3	4	OT	PTS
REDSKINS	77	112	64	91	3	347
Opponents	64	110	61	114	0	349

<b>SCORING</b>	TD-Ru	Pa-Rt	Pat	FG	S	TP	
Moseley	0	0	0	38/42	19/30	0	95
Riggins	13	13	0	0/0	0/0	0	78
Washington	7	4	3	0/0	0/0	0	42
Monk	6	0	6	0/0	0/0	0	36
REDSKINS	42	19	14	38/42	19/30	0	347
Opponents	43	17	21	38/43	17/24	1	349

<b>RUSHING</b>	No.	Yds	Avg	Long	TD
Washington	210	916	4.4	32	4
Riggins	195	714	3.7	24	13
Jackson	46	183	4.0	14	0
REDSKINS	532	2,157	4.1	32	19
Opponents	532	2,161	4.1	51	17

<b>PASSING</b>	Att	Comp	Yds	Cmp%	Yds/Att	TD	TD%	Int	Int%	Long	Sack/Lost	Rating
Theismann	496	293	3,568	59.1	7.1	19	3.8	20	4.0	79	28/259	77.3
REDSKINS	525	307	3,743	58.5	7.1	19	3.6	22	4.2	79	30/277	75.1
Opponents	452	214	3,310	47.3	7.3	21	4.6	24	5.3	58	32/265	65.3

<b>RECEIVING</b>	No.	Yds	Avg	Long	TD
Washington	70	558	8.0	29	3
Monk	56	894	16.0	79t	6
Metcalfe	48	595	12.4	52	0
REDSKINS	307	3,743	12.2	79t	19
Opponents	214	3,310	15.5	58t	t21

<b>INTERCEPTIONS</b>	No.	Yds	Avg.	Long	TD
Murphy	7	68	9.7	29	0
Lavender	4	52	13.0	30	0
Coleman	3	52	17.3	52t	1
REDSKINS	24	249	10.4	52t	2
Opponents	22	391	17.8	96	1

<b>PUNTING</b>	No.	Yds	Avg	Net	TB	In	Lg	Blk
Connell	73	2,923	40.0	33.4	5	13	57	0
Opponents	80	3,328	41.6	32.8	10	17	52	0

<b>PUNT RETURNS</b>	Ret	FC	Yds	Avg	Lg	TD
Nelms	45	1	492	10.9	75t	2
REDSKINS	49	4	507	10.3	75t	2
Opponents	50	12	388	7.8	50t	1

<b>KICKOFF RETURNS</b>	No.	Yds	Avg	Lg	TD
Nelms	37	1,099	29.7	84	0
REDSKINS	67	1,673	25.0	84	0
Opponents	69	1,275	18.5	43	0

<b>FIELD GOALS</b>	1-19	20-29	30-39	40-49	50+
Moseley	1/1	7/8	6/8	5/12	0/1
Opponents	1/1	9/10	2/5	4/5	1/3

**DEFENSIVE STATISTICS**

Player	T	S	A	FF	FR
Murphy	197	127	70	0	4
Olkewicz	188	127	61	0	0
Coleman	115	77	38	0	1

**NOTABLE**

Record (Finish): 8-8 (4th NFC East)

**National Honors:** KR Mike Nelms: PFWA All-Pro Team, All-NFL Team, Pro Bowl; T Joe Jacoby: PFWA All-Rookie Team.

**Starters: Offense:** WR Ricky Thompson (5), LT Mark May (8), LG Russ Grimm (13), C Jeff Bostic (16), RG Melvin Jones (10), RT George Starke (13), TE Don Warren (16), WR Art Monk (16), QB Joe Theismann (16), RB Joe Washington (13), RB John Riggins (4), TE Richard Caster (1), HB Terry Metcalfe (2), FB Wilbur Jackson (2), TE Rick Walker (14), LG/RT/LT Joe Jacoby (2/3/8), LG/RG Ron Saul (1/6), WR Virgil Seay (7).

**Defense:** LE Karl Lorch (10), LT Dave Butz (16), RT Perry Brooks (12), RE Coy Bacon (3), LLB/RLB Monte Coleman (6/5), MLB Neal Olkewicz (14), RLB/LLB Rich Milot (4/2), LCB Jeris White (8), RCB Joe Lavender (16), SS Tony Peters (16), FS Mark Murphy (16), LCB Lemar Parrish (8), LE/RE/RT Mat Mendenhall (6/4/1), RT Wilbur Young (3), RE Dexter Manley (9), LLB/RLB Brad Dusek (7/2), MLB Pete Cronan (2) RLB/LLB Mel Kaufman (5/1).

## 1982

## Won 8, Lost 1

		Head Coach - Joe Gibbs	
Sept. 12	W	37-34	at Philadelphia 68,885
Sept. 19	W	21-13	at Buccaneers 66,187
Nov. 21	W	27-17	at New York Giants 70,766
Nov. 28	W	13-9	Philadelphia 48,313
Dec. 5	L	10-24	Dallas 54,633
Dec. 12	W	12-7	at St. Louis 35,308
Dec. 19	W	15-14	New York Giants 50,030
Dec. 26	W	27-10	at New Orleans 48,667
Jan. 2	W	28-0	St. Louis 52,554

DNP: (Home): Cleveland, Pittsburgh, San Francisco, Minnesota; (Away): Dallas, Houston, Cincinnati.  
 • overtime

### Playoffs

Jan. 8	W	31-7	Detroit	55,045
Jan. 15	W	21-7	Minnesota	54,592
Jan. 22	W	31-17	Dallas	55,045

### Super Bowl XVII, Pasadena, CA

Jan 30	W	27-17	Miami	103,667
--------	---	-------	-------	---------

	Redskins	Opponents
<b>TOTAL FIRST DOWNS</b>	165	150
Rushing	66	46
Passing	87	93
Penalty	12	11
<b>TOTAL NET YARDS</b>	2,985	2,560
Avg. Per Game	331.7	284.4
Total Plays	598	554
Avg. Per Play	5.0	4.6
<b>NET YARDS RUSHING</b>	1,140	946
Avg. Per Game	126.7	105.1
Total Rushes	315	247
<b>NET YARDS PASSING</b>	1,845	1,714
Avg. Per Game	205.0	190.4
Sacked/Yards Lost	30/223	32/256
Gross Yards	2,068	1,970
Att./Completions	253/162	275/146
Completion Pct.	64.0	53.1
Had Intercepted	9	11
<b>PUNT/AVERAGE</b>	52/37.3	56/40.1
<b>NET PUNTING AVG.</b>	33.3	33.2
<b>PENALTIES/YARDS</b>	46/404	52/572
<b>FUMBLES/LOST</b>	15/7	23/13
<b>TOUCHDOWNS</b>	19	16
Rushing	5	8
Passing	13	8
Returns	1	0

SCORE BY PERIODS	1	2	3	4	OT	PTS
REDSKINS	36	67	22	62	3	190
Opponents	17	33	43	35	0	128

SCORING	TD-Ru-Pa-Rt	Pat	FG	S	TP
Moseley	0 0 0 0	16/19	20/21	0	76
Brown	8 0 8 0	0/0	0/0	0	48
Riggins	3 3 0 0	0/0	0/0	0	18
REDSKINS	19 5 13 1	16/19	20/21	0	190
Opponents	16 8 8 0	14/16	6/9	0	128

RUSHING	No.	Yds	Avg	Long	TD
Riggins	177	553	3.1	19	3
Washington	44	190	4.3	40	1
Harmon	38	168	4.4	20	1
REDSKINS	315	1,140	3.6	40	5
Opponents	247	946	3.8	64	8

PASSING	Att	Comp	Yds	Cmp%	Yds/Att	TD	TD%	Int	Int%	Long	Sack/Lost	Rating
Theismann	252	161	2,033	63.9	8.1	13	5.2	9	3.6	78	30/223	91.3
REDSKINS	253	162	2,068	64.0	8.2	13	5.1	9	3.6	78	30/223	91.5
Opponents	275	146	1,970	53.1	7.2	8	2.9	11	4.0	62	32/256	69.3

RECEIVING	No.	Yds	Avg	Long	TD
Monk	35	447	12.8	43	1
Brown	32	690	21.6	78T	8
Warren	27	310	11.5	29	0
REDSKINS	162	2068	12.8	78T	13
Opponents	146	1,970	13.5	62	8

INTERCEPTIONS	No.	Yds	Avg.	Long	TD
Dean	3	62	20.7	26	0
White	3	4	1.3	4	0
Murphy	2	0	0.0	0	0
REDSKINS	11	85	7.7	26	0
Opponent	9	68	7.6	15	0

PUNTING	No.	Yds	Avg	Net	TB	In	Lg	Blk
Hayes	51	1,937	38.0	33.3	5	10	58	1
REDSKINS	52	1,937	37.3	33.3	5	10	58	1
Opponents	56	2,247	40.1	33.2	3	5	58	1

PUNT RETURNS	Ret	FC	Yds	Avg	Lg	TD
Nelms	32	0	252	7.9	28	0
REDSKINS	38	2	295	7.8	28	0
Opponents	30	2	106	3.5	11	0

KICKOFF RETURNS	No.	Yds	Avg	Lg	TD
Nelms	23	557	24.2	58	0
REDSKINS	30	649	21.6	58	0
Opponents	41	728	17.8	33	0

FIELD GOALS	1-19	20-29	30-39	40-49	50+
Moseley	1/1	6/6	8/8	5/6	0/0
Opponents	0/0	1/2	2/2	3/4	0/1

### DEFENSIVE STATISTICS

Player	T	S	A	FF	FR
Murphy	100	55	45	-	-
Olkewicz	88	55	33	-	-
Milot	73	41	32	-	-

### NOTABLE

Record (Finish): 8-1 (Super Bowl XVII Champion)

**National Honors:** Coach Joe Gibbs: NFL Coach of the Year. WR Charlie Brown: Pro Bowl, All-Rookie Team. CB Vernon Dean: All-Rookie team. K Mark Moseley: Pro Bowl, PFWA All-Pro Team, NEA All-Pro Team, AP All-Pro Team, All-NFL Team. KR Mike Nelms: Pro Bowl, PFWA All-Pro Team, All-NFL Team, UPI All-NFC Team. SS Tony Peters: Pro Bowl, UPI All-NFC Team. QB Joe Theismann: Pro Bowl, UPI All-NFC Team.

**Starters: Offense:** WR Charlie Brown (9), LT Joe Jacoby (9), LG Russ Grimm (9), C Jeff Bostic (9), RG Mark May (9), RT George Starke (9), TE Don Warren (9), WR Art Monk (9), QB Joe Theismann (9), TE Michael Williams (1), FB John Riggins (8), TE Rick Walker (6), RB Joe Washington (1), RB Wilbur Jackson (1), WR Virgil Seay (1).

**Defense:** LE Mat Mendenhall (9), LT Dave Butz (9), RT Perry Brooks (5), RE Dexter Manley (4), LLB Monte Coleman (2), MLB Neal Olkewicz (9), RLB Rich Milot (9), LCB Jeris White (9), RCB Joe Lavender (1), SS Tony Peters (9), FS Mark Murphy (9), RT Darryl Grant (4), LLB Mel Kaufman (7), RCB Vernon Dean (8).

1983 **Won 14, Lost 2**

		Head Coach - Joe Gibbs		
Sept. 5	L	30-31	Dallas	55,045
Sept. 11	W	23-13	at Philadelphia	69,542
Sept. 18	W	27-12	Kansas City	52,610
Sept. 25	W	27-17	at Seattle	60,718
Oct. 2	W	37-35	Los Angeles Raiders	54,016
Oct. 9	W	38-14	at St. Louis	42,698
Oct. 17	L	47-48	at Green Bay	55,255
Oct. 23	W	38-17	Detroit	53,189
Oct. 31	W	27-24	at San Diego	46,120
Nov. 6	W	45-7	St. Louis	51,380
Nov. 13	W	33-17	at New York Giants	71,482
Nov. 20	W	42-20	at Los Angeles Rams	63,081
Nov. 27	W	28-24	Philadelphia	54,329
Dec. 4	W	37-21	Atlanta Falcons	52,074
Dec. 11	W	31-10	at Dallas	65,074
Dec. 17	W	31-22	New York Giants	53,874
<b>Playoffs</b>				
Jan. 1	W	51-7	Los Angeles Rams	55,363
Jan. 8	W	24-21	San Francisco	55,363
<b>Super Bowl XVIII, Tampa, FL</b>				
Jan. 22	L	9-38	Los Angeles Raiders	72,920

**Redskins Opponents**

<b>TOTAL FIRST DOWNS</b>	353	290
Rushing	165	76
Passing	173	196
Penalty	15	18
<b>POSSESSION AVG.</b>	33:44	26:16
<b>TOTAL NET YARDS</b>	6,139	5,264
Avg. Per Game	383.7	329.0
Total Plays	1,127	969
Avg. Per Play	5.4	5.4
<b>NET YARDS RUSHING</b>	2,625	1,289
Avg. Per Game	164.1	80.6
Total Rushes	627	349
<b>NET YARDS PASSING</b>	3,514	3,975
Avg. Per Game	219.6	248.4
Sacked/Yards Lost	35/251	51/402
Gross Yards	3,765	4,377
Att./Completions	463/278	570/301
Completion Pct.	60.0	52.8
Had Intercepted	11	34
<b>PUNT/AVERAGE</b>	72/38.8	65/42.2
<b>NET PUNTING AVG.</b>	72/32.6	65/36.1
<b>PENALTIES/YARDS</b>	90/775	80/710
<b>FUMBLES/LOST</b>	13/7	46/27
<b>TOUCHDOWNS</b>	63	39
Rushing	30	9
Passing	29	28
Returns	4	2

<b>SCORE BY PERIODS</b>	1	2	3	4	OT	PTS
REDSKINS	127	153	129	132	0	541
Opponents	42	86	83	131	0	332

<b>SCORING</b>	TD	Ru	Pa	Rt	Pat	FG	S	TP
Moseley	0	0	0	0	62/63	33/47	0	161
Riggins	24	24	0	0	0/0	0/0	0	144
Brown	8	0	8	0	0/0	0/0	0	48
Washington	6	0	6	0	0/0	0/0	0	36
REDSKINS	63	30	29	4	62/63	33/47	1	541
Opponents	39	9	28	2	38/39	20/28	0	332

<b>RUSHING</b>	No.	Yds	Avg	Long	TD
Riggins	375	1,347	3.6	44	24
Washington	145	772	5.3	41	0
REDSKINS	629	2,625	4.2	48	30
Opponents	349	1,289	3.7	77	9

<b>PASSING</b>	Att	Comp	Yds	Cmp%	Yds/Att	TD	TD%	Int	Int%	Long	Sack/Lost	Rating
Theismann	459	276	3714	60.1	8.1	29	6.3	11	2.4	84	34/242	97.0
REDSKINS	463	278	3,765	60.0	8.1	29	6.3	11	2.4	84	35/251	97.0
Opponents	570	301	4,377	52.8	7.7	28	4.9	34	6.0	99t	51/402	69.4

<b>RECEIVING</b>	No.	Yds	Avg	Long	TD
Brown	78	1,225	15.7	75t	8
Monk	47	746	15.9	43t	5
Washington	47	454	9.7	67	6
REDSKINS	278	3,765	13.5	84	29
Opponents	301	4,377	14.5	99t	28

<b>INTERCEPTIONS</b>	No.	Yds	Avg.	Long	TD
Murphy	9	127	14.1	48	0
Dean	5	54	10.8	26	0
REDSKINS	34	447	13.1	70t	1
Opponents	11	90	8.2	33	0

<b>PUNTING</b>	No.	Yds	Avg	Net	TB	In	Lg	Blk
Hayes	72	2,796	38.8	32.6	2	29	56	0
Opponents	65	2,744	42.2	36.1	1	5	60	1

<b>PUNT RETURNS</b>	Ret	FC	Yds	Avg	Lg	TD
Nelms	38	1	289	7.6	35	0
REDSKINS	49	6	377	7.7	42	0
Opponents	41	11	407	9.9	97t	1

<b>KICKOFF RETURNS</b>	No.	Yds	Avg	Lg	TD
Nelms	35	802	22.0	41	0
REDSKINS	62	1,306	20.7	58	0
Opponents	91	1,772	19.5	57	0

<b>FIELD GOALS</b>	1-19	20-29	30-39	40-49	50+
Moseley	1/1	10/10	14/19	7/14	1/3
Opponents	1/1	8/8	5/7	4/10	2/2

**DEFENSIVE STATISTICS**

Player	T	S	A	FF	FR
Olkewicz	144	78	66	2	2
Murphy	132	71	61	2	0
Milot	111	67	44	0	0

**NOTABLE**

Record (Finish): 14-2 (NFC Champions)

**National Honors:** QB Joe Theismann: AP NFL MVP, Offensive Player-of-the-Year, Pro Bowl Player of the Game, All-NFL Team; RB John Riggins: Maxwell Club Player of the Year, AP All-Pro, All-NFL Team; C Jeff Bostic: UPI All-NFC, Pro Bowl; WR Charlie Brown: Pro Bowl; DT Dave Butz: AP All-Pro, All-NFL, Pro Bowl; G Russ Grimm: AP All-Pro, All-NFL, UPI All-NFC, Pro Bowl; T Joe Jacoby: AP All-Pro, All-NFL, UPI All-NFC, Pro Bowl; FS Mark Murphy: AP All-Pro, All-NFL, UPI All-NFC, Pro Bowl; CB Darrell Green: PFWA All-Rookie; KR Mike Nelms: AP All-Pro, All-NFL; Coach Joe Gibbs: PFWA NFC Coach of the Year, The Sporting News Coach of the Year, Pro Football Weekly Coach of the Year, College and Pro Football Newsweekly Coach of the Year, Football Digest Coach of the Year.

**Starters; Offense:** WR Charlie Brown (13), TE Rick Walker (16), LT Joe Jacoby (16), LG Russ Grimm (16), C Jeff Bostic (16), RG Mark May (15), RT George Starke (16), TE Don Warren (13), WR Alvin Garrett (6), QB Joe Theismann (16), RB John Riggins (15), TE Clint Didier (2), RG Ken Huff (1), WR Art Monk (11), WR Virgil Seay (3), RB Joe Washington (1).

**Defense:** LE Todd Liebenstein (15), LT Dave Butz (16), RT Darryl Grant (16), RE Dexter Manley (16), LLB Mel Kaufman (16), MLB Neal Olkewicz (16), RLB Rich Milot (16), LCB Darrell Green (16), RCB Vernon Dean (13), SS Curtis Jordan (11), FS Mark Murphy (15), SS Ken Coffey (5), LE Charles Mann (1), RCB Anthony Washington (3), FS Greg Williams (1).

## 1984

## Won 11, Lost 5

		Head Coach - Joe Gibbs	
Sept. 2	L	17-35	Miami 53,683
Sept. 10	L	31-37	at San Francisco 59,707
Sept. 16	W	30-14	New York Giants 52,997
Sept. 23	W	26-10	at New England 60,503
Sept. 30	W	20-0	Philadelphia 53,064
Oct. 7	W	35-7	at Indianapolis 60,012
Oct. 14	W	34-14	Dallas 55,431
Oct. 21	L	24-26	at St. Louis 50,262
Oct. 28	L	13-37	at New York Giants 76,192
Nov. 5	W	27-14	Atlanta 51,301
Nov. 11	W	28-14	Detroit 50,212
Nov. 18	L	10-16	at Philadelphia 63,117
Nov. 25	W	41-14	Buffalo 51,513
Nov. 29	W	31-17	at Minnesota 55,017
Dec. 9	W	30-28	at Dallas 64,286
Dec. 16	W	29-27	St. Louis 54,299

		Playoffs	
Dec. 30	L	19-23	Chicago 55,431

	Redskins	Opponents
<b>TOTAL FIRST DOWNS</b>	339	307
Rushing	154	91
Passing	164	194
Penalty	21	22

<b>POSSESSION AVG.</b>	30:36	29:34
------------------------	-------	-------

<b>TOTAL NET YARDS</b>	5,350	5,361
------------------------	-------	-------

Avg. Per Game	334.4	335.1
Total Plays	1,121	1,030
Avg. Per Play	4.8	5.2

<b>NET YARDS RUSHING</b>	2,274	1,589
--------------------------	-------	-------

Avg. Per Game	142.1	99.3
Total Rushes	588	390

<b>NET YARDS PASSING</b>	3,076	3,772
--------------------------	-------	-------

Avg. Per Game	192.3	235.8
---------------	-------	-------

Sacked/Yards Lost	48/341	66/529
-------------------	--------	--------

Gross Yards	3,417	4,301
-------------	-------	-------

Att./Completions	485/286	575/318
------------------	---------	---------

Completion Pct.	59.0	55.3
-----------------	------	------

Had Intercepted	13	21
-----------------	----	----

<b>PUNT/AVERAGE</b>	73/38.8	78/39.9
---------------------	---------	---------

<b>NET PUNTING AVG.</b>	34.9	32.1
-------------------------	------	------

<b>PENALTIES/YARDS</b>	80/719	84/803
------------------------	--------	--------

<b>FUMBLES/LOST</b>	33/15	32/22
---------------------	-------	-------

<b>TOUCHDOWNS</b>	51	39
-------------------	----	----

Rushing	20	13
---------	----	----

Passing	24	25
---------	----	----

Returns	7	1
---------	---	---

SCORE BY PERIODS	1	2	3	4	OT	PTS
------------------	---	---	---	---	----	-----

REDSKINS	89	144	108	85	0	426
----------	----	-----	-----	----	---	-----

Opponents	73	70	107	60	0	310
-----------	----	----	-----	----	---	-----

SCORING	TD-Ru	Pa-Rt	Pat	FG	S	TP
---------	-------	-------	-----	----	---	----

Moseley	0	0	0	48/51	24/31	0	120
---------	---	---	---	-------	-------	---	-----

Riggins	14	0	0	0/0	0/0	0	84
---------	----	---	---	-----	-----	---	----

Monk	7	0	0	0/0	0/0	0	42
------	---	---	---	-----	-----	---	----

REDSKINS	51	20	24	7	48/51	24/31	0	426
----------	----	----	----	---	-------	-------	---	-----

Opponents	39	13	25	1	37/39	13/20	0	310
-----------	----	----	----	---	-------	-------	---	-----

RUSHING	No.	Yds	Avg	Long	TD
---------	-----	-----	-----	------	----

Riggins	327	1,239	3.8	24	14
---------	-----	-------	-----	----	----

Griffin	97	408	4.2	31	0
---------	----	-----	-----	----	---

REDSKINS	588	2,274	3.9	31	20
----------	-----	-------	-----	----	----

Opponents	390	1,589	4.1	39	13
-----------	-----	-------	-----	----	----

PASSING	Att	Comp	Yds	Cmp%	Yds/Att	TD	TD%	Int	Int%	Long	Sack/Lost	Rating
---------	-----	------	-----	------	---------	----	-----	-----	------	------	-----------	--------

Theismann	477	283	3,391	59.3	7.1	24	5.0	13	2.7	80	48/341	86.5
-----------	-----	-----	-------	------	-----	----	-----	----	-----	----	--------	------

REDSKINS	485	286	3,417	59.0	7.1	24	4.9	13	2.7	80	48/341	85.7
----------	-----	-----	-------	------	-----	----	-----	----	-----	----	--------	------

Opponents	575	318	4,301	55.3	7.5	25	4.3	21	3.7	83	66/529	78.2
-----------	-----	-----	-------	------	-----	----	-----	----	-----	----	--------	------

RECEIVING	No.	Yds	Avg	Long	TD
-----------	-----	-----	-----	------	----

Monk	106	1,372	12.9	72	7
------	-----	-------	------	----	---

Muhammad	42	729	17.4	80t	4
----------	----	-----	------	-----	---

Didier	30	350	11.7	44	5
--------	----	-----	------	----	---

REDSKINS	286	3,417	11.9	80t	24
----------	-----	-------	------	-----	----

Opponents	318	4,301	13.5	83t	25
-----------	-----	-------	------	-----	----

INTERCEPTIONS	No.	Yds	Avg.	Long	TD
---------------	-----	-----	------	------	----

Dean	7	114	16.3	36t	2
------	---	-----	------	-----	---

Green	5	101	20.2	50	1
-------	---	-----	------	----	---

Milot	3	42	14.0	25	0
-------	---	----	------	----	---

REDSKINS	21	401	19.1	50	4
----------	----	-----	------	----	---

Opponents	13	159	12.2	40	0
-----------	----	-----	------	----	---

PUNTING	No.	Yds	Avg	Net	TB	In	Lg	Blk
---------	-----	-----	-----	-----	----	----	----	-----

Hayes	72	2834	39.4	34.9	5	13	59	1
-------	----	------	------	------	---	----	----	---

REDSKINS	73	2834	38.8	34.9	5	13	59	1
----------	----	------	------	------	---	----	----	---

Opponents	78	3114	39.9	32.1	7	16	64	1
-----------	----	------	------	------	---	----	----	---

PUNT RETURNS	Ret	FC	Yds	Avg	Lg	TD
--------------	-----	----	-----	-----	----	----

Nelms	49	1	428	8.7	46	0
-------	----	---	-----	-----	----	---

REDSKINS	55	2	474	8.6	46	0
----------	----	---	-----	-----	----	---

Opponents	38	16	187	4.9	14	0
-----------	----	----	-----	-----	----	---

KICKOFF RETURNS	No.	Yds	Avg	Lg	TD
-----------------	-----	-----	-----	----	----

Nelms	42	860	20.1	36	0
-------	----	-----	------	----	---

REDSKINS	60	1,174	19.6	31	0
----------	----	-------	------	----	---

Opponents	73	1,404	19.2	89t	1
-----------	----	-------	------	-----	---

FIELD GOALS	1-19	20-29	30-39	40-49	50+
-------------	------	-------	-------	-------	-----

Moseley	1/1	9/10	12/13	1/5	1/2
---------	-----	------	-------	-----	-----

Opponents	2/2	3/3	5/7	3/6	0/2
-----------	-----	-----	-----	-----	-----

DEFENSIVE STATISTICS	Player	T	S	A	T/L	PD	FF	FR
----------------------	--------	---	---	---	-----	----	----	----

Olkewicz	149	86	63	-	-	10	2	
----------	-----	----	----	---	---	----	---	--

Jordan	144	79	65	-	-	1	1	
--------	-----	----	----	---	---	---	---	--

Milot	112	68	44	-	-	0	0	
-------	-----	----	----	---	---	---	---	--

NOTABLE	Record (Finish):
---------	------------------

Record (Finish):	11-5 (1st NFC East)
------------------	---------------------

National Honors:	CB	Darrell Green:	Pro Bowl,	G Russ Grimm:	Pro Bowl,	PFWA All-Pro Team,	NEA All-Pro Team,	APAll-Pro Team,	All-NFL Team,	UPI All-NFC Team,	T Joe Jacoby:	Pro Bowl,	PFWA All-Pro Team,	APAll-Pro Team,	All-NFL Team,	UPI All-NFC Team,	WR Art Monk:	Pro Bowl,	PFWA All-Pro Team,	Associated Press All-Pro Team,	All NFL Team,	UPI All-NFC Team.
------------------	----	----------------	-----------	---------------	-----------	--------------------	-------------------	-----------------	---------------	-------------------	---------------	-----------	--------------------	-----------------	---------------	-------------------	--------------	-----------	--------------------	--------------------------------	---------------	-------------------

WR Art Monk:	Pro Bowl,	PFWA All-Pro Team,	Associated Press All-Pro Team,	All NFL Team,	UPI All-NFC Team.
--------------	-----------	--------------------	--------------------------------	---------------	-------------------

Starters:	Offense:	WR Charlie Brown (4),	TE Rick Walker (14),	LT Joe Jacoby (16),	LG Russ Grimm (16),	C Jeff Bostic (8),	RG/RT Mark May (7/9),	RT George Starke (7),	TE Don Warren (16),	WR Art Monk (16),	QB Joe Theismann (16),	RB John Riggins (14),	TE Clint Didier (2),	RG Ken Huff (9),	RB Keith Griffin (2),	WR Virgil Seay (2),	WR Calvin Muhammad (8),	WR Mark McGrath (2),	C Rick Donnalley (8).
-----------	----------	-----------------------	----------------------	---------------------	---------------------	--------------------	-----------------------	-----------------------	---------------------	-------------------	------------------------	-----------------------	----------------------	------------------	-----------------------	---------------------	-------------------------	----------------------	-----------------------

Defense:	LE Todd Liebenstein (1),	LT Dave Butz (15),	RT Perry Brooks (1),	RE Dexter Manley (14),	LLB Mel Kaufman (15),	MLB Neal Olkewicz (16),	RLB Rich Milot (12),	LCB Darrell Green (16),	RCB Anthony Washington (2),	SS Tony Peters (6),	FS Mark Murphy (2),	LE Charles Mann (15),	LT/RE Tom Beasley (1/2),	RT Darryl Grant (15),	LLB/RLB Monte Coleman (1/4),	RCB Vernon Dean (14),	SS Ken Coffey (10),	FS Curtis Jordan (14).
----------	--------------------------	--------------------	----------------------	------------------------	-----------------------	-------------------------	----------------------	-------------------------	-----------------------------	---------------------	---------------------	-----------------------	--------------------------	-----------------------	------------------------------	-----------------------	---------------------	------------------------

Starters:	Offense:	WR Charlie Brown (4),	TE Rick Walker (14),	LT Joe Jacoby (16),	LG Russ Grimm (16),	C Jeff Bostic (8),	RG/RT Mark May (7/9),	RT George Starke (7),	TE Don Warren (16),	WR Art Monk (16),	QB Joe Theismann (16),	RB John Riggins (14),	TE Clint Didier (2),	RG Ken Huff (9),	RB Keith Griffin (2),	WR Virgil Seay (2),	WR Calvin Muhammad (8),	WR Mark McGrath (2),	C Rick Donnalley (8).
-----------	----------	-----------------------	----------------------	---------------------	---------------------	--------------------	-----------------------	-----------------------	---------------------	-------------------	------------------------	-----------------------	----------------------	------------------	-----------------------	---------------------	-------------------------	----------------------	-----------------------

Defense:	LE Todd Liebenstein (1),	LT Dave Butz (15),	RT Perry Brooks (1),	RE Dexter Manley (14),	LLB Mel Kaufman (15),	MLB Neal Olkewicz (16),	RLB Rich Milot (12),	LCB Darrell Green (16),	RCB Anthony Washington (2),	SS Tony Peters (6),	FS Mark Murphy (2),	LE Charles Mann (15),	LT/RE Tom Beasley (1/2),	RT Darryl Grant (15),	LLB/RLB Monte Coleman (1/4),	RCB Vernon Dean (14),	SS Ken Coffey (10),	FS Curtis Jordan (14).
----------	--------------------------	--------------------	----------------------	------------------------	-----------------------	-------------------------	----------------------	-------------------------	-----------------------------	---------------------	---------------------	-----------------------	--------------------------	-----------------------	------------------------------	-----------------------	---------------------	------------------------

Starters:	Offense:	WR Charlie Brown (4),	TE Rick Walker (14),	LT Joe Jacoby (16),	LG Russ Grimm (16),	C Jeff Bostic (8),	RG/RT Mark May (7/9),	RT George Starke (7),	TE Don Warren (16),	WR Art Monk (16),	QB Joe Theismann (16),	RB John Riggins (14),	TE Clint Didier (2),	RG Ken Huff (9),	RB Keith Griffin (2),	WR Virgil Seay (2),	WR Calvin Muhammad (8),	WR Mark McGrath (2),	C Rick Donnalley (8).
-----------	----------	-----------------------	----------------------	---------------------	---------------------	--------------------	-----------------------	-----------------------	---------------------	-------------------	------------------------	-----------------------	----------------------	------------------	-----------------------	---------------------	-------------------------	----------------------	-----------------------

Defense:	LE Todd Liebenstein (1),	LT Dave Butz (15),	RT Perry Brooks (1),	RE Dexter Manley (14),	LLB Mel Kaufman (15),	MLB Neal Olkewicz (16),	RLB Rich Milot (12),	LCB Darrell Green (16),	RCB Anthony Washington (2),	SS Tony Peters (6),	FS Mark Murphy (2),	LE Charles Mann (15),	LT/RE Tom Beasley (1/2),	RT Darryl Grant (15),	LLB/RLB Monte Coleman (1/4),	RCB Vernon Dean (14),	SS Ken Coffey (10),	FS Curtis Jordan (14).
----------	--------------------------	--------------------	----------------------	------------------------	-----------------------	-------------------------	----------------------	-------------------------	-----------------------------	---------------------	---------------------	-----------------------	--------------------------	-----------------------	------------------------------	-----------------------	---------------------	------------------------

Starters:	Offense:	WR Charlie Brown (4),	TE Rick Walker (14),	LT Joe Jacoby (16),	LG Russ Grimm (16),	C Jeff Bostic (8),	RG/RT Mark May (7/9),	RT George Starke (7),	TE Don Warren (16),	WR Art Monk (16),	QB Joe Theismann (16),	RB John Riggins (14),	TE Clint Didier (2),	RG Ken Huff (9),	RB Keith Griffin (2),	WR Virgil Seay (2),	WR Calvin Muhammad (8),	WR Mark McGrath (2),	C Rick Donnalley (8).
-----------	----------	-----------------------	----------------------	---------------------	---------------------	--------------------	-----------------------	-----------------------	---------------------	-------------------	------------------------	-----------------------	----------------------	------------------	-----------------------	---------------------	-------------------------	----------------------	-----------------------

Defense:	LE Todd Liebenstein (1),	LT Dave Butz (15),	RT Perry Brooks (1),	RE Dexter Manley (14),	LLB Mel Kaufman (15),	MLB Neal Olkewicz (16),	RLB Rich Milot (12),	LCB Darrell Green (16),	RCB Anthony Washington (2),	SS Tony Peters (6),	FS Mark Murphy (2),	LE Charles Mann (15),	LT/RE Tom Beasley (1/2),	RT Darryl Grant (15),	LLB/RLB Monte Coleman (1/4),	RCB Vernon Dean (14),	SS Ken Coffey (10),	FS Curtis Jordan (14).
----------	--------------------------	--------------------	----------------------	------------------------	-----------------------	-------------------------	----------------------	-------------------------	-----------------------------	---------------------	---------------------	-----------------------	--------------------------	-----------------------	------------------------------	-----------------------	---------------------	------------------------

Starters:	Offense:	WR Charlie Brown (4),	TE Rick Walker (14),	LT Joe Jacoby (16),	LG Russ Grimm (16),	C Jeff Bostic (8),	RG/RT Mark May (7/9),	RT George Starke (7),	TE Don Warren (16),	WR Art Monk (16),	QB Joe Theismann (16),	RB John Riggins (14),	TE Clint Didier (2),	RG Ken Huff (9),	RB Keith Griffin (2),	WR Virgil Seay (2),	WR Calvin Muhammad (8),	WR Mark McGrath (2),	C Rick Donnalley (8).
-----------	----------	-----------------------	----------------------	---------------------	---------------------	--------------------	-----------------------	-----------------------	---------------------	-------------------	------------------------	-----------------------	----------------------	------------------	-----------------------	---------------------	-------------------------	----------------------	-----------------------

Defense:	LE Todd Liebenstein (1),	LT Dave Butz (15),	RT Perry Brooks (1),	RE Dexter Manley (14),	LLB Mel Kaufman (15),	MLB Neal Olkewicz (16),	RL
----------	--------------------------	--------------------	----------------------	------------------------	-----------------------	-------------------------	----

1985

Won 10, Lost 6

		Head Coach - Joe Gibbs		
Sept. 9	L	14-44	at Dallas	62,292
Sept. 15	W	16-13	Houston	53,553
Sept. 22	L	6-19	Philadelphia	53,748
Sept. 29	L	10-45	at Chicago	63,708
Oct. 7	W	27-10	St. Louis	53,134
Oct. 13	W	24-3	Detroit	52,845
Oct. 20	L	3-17	at New York Giants	74,389
Oct. 27	W	14-7	at Cleveland	78,540
Nov. 3	W	44-10	at Atlanta	42,209
Nov. 10	L	7-13	Dallas	55,750
Nov. 18	W	23-21	New York	53,371
Nov. 24	W	30-23	at Pittsburgh	59,293
Dec. 1	L	8-35	San Francisco	51,321
Dec. 8	W	17-12	at Philadelphia	60,737
Dec. 15	W	27-24	Cincinnati	50,544
Dec. 21	W	27-16	at St. Louis	28,090

		Redskins	Opponents
<b>TOTAL FIRST DOWNS</b>		319	244
Rushing		147	94
Passing		157	134
Penalty		15	16
<b>POSSESSION AVG.</b>		33:17	26:43
<b>TOTAL NET YARDS</b>		5,338	4,480
Avg. Per Game		333.6	280.0
Total Plays		1,135	941
Avg. Per Play		4.7	4.8
<b>NET YARDS RUSHING</b>		2,523	1,734
Avg. Per Game		157.7	108.4
Total Rushes		571	424
<b>NET YARDS PASSING</b>		2,815	2,746
Avg. Per Game		175.9	171.6
Sacked/Yards Lost		52/428	52/378
Gross Yards		3,243	3,124
Att./Completions		512/280	465/239
Completion Pct.		54.7	51.4
Had Interceded		21	23
<b>PUNT/AVERAGE</b>		73/40.7	85/43.8
<b>NET PUNTING AVG.</b>		73/32.4	85/36.0
<b>PENALTIES/YARDS</b>		74/596	89/699
<b>FUMBLES/LOST</b>		27/19	28/11
<b>TOUCHDOWNS</b>		33	35
Rushing		20	11
Passing		13	19
Returns		0	5

SCORE BY PERIODS	1	2	3	4	OT	PTS
REDSKINS	81	105	44	67	0	297
Opponents	59	107	78	68	0	312

SCORING	TD	Ru	Pa	Rt	Pat	FG	S	TP
Moseley	0	0	0	0	31/33	22/34	0	97
Riggins	8	8	0	0	0/0	0/0	0	48
Rogers	7	7	0	0	0/0	0/0	0	42
Clark	5	0	5	0	0/0	0/0	0	30
REDSKINS	33	20	13	0	31/33	22/35	1	297
Opponents	35	11	19	5	34/35	22/28	1	312

RUSHING	No.	Yds	Avg	Long	TD
Rogers	231	1,093	4.7	35	7
Riggins	176	677	3.8	51	8
Griffin	102	473	4.6	66t	3
REDSKINS	571	2,523	4.4	66t	20
Opponents	424	1,734	4.1	64	11

PASSING	Att	Comp	Yds	Cmp%	Yds/Att	TD	TD%	Int	Int%	Long	Sack/Lost	Rating
Theismann	301	167	1774	55.5	5.9	8	2.7	16	5.3	55	37/314	59.6
Schroeder	209	112	1458	53.6	6.9	5	2.4	5	2.4	53	15/114	73.8
REDSKINS	512	280	3,243	54.7	6.3	13	2.5	21	4.1	55	52/428	65.3
Opponents	465	239	3,124	51.4	6.7	19	4.1	23	4.9	69	52/378	66.2

RECEIVING	No.	Yds	Avg	Long	TD
Monk	91	1,226	13.5	53	2
Clark	72	926	12.9	55	5
Didier	41	433	10.6	29	4
REDSKINS	280	3,243	11.6	55	13
Opponents	239	3,124	13.1	69	19

INTERCEPTIONS	No.	Yds	Avg.	Long	TD
Jordan	5	88	17.6	36	0
Dean	5	8	1.6	8	0
Kaufman	3	10	3.3	10	0
REDSKINS	23	220	9.6	36	0
Opponents	21	215	10.2	90	2

PUNTING	No.	Yds	Avg	Net	TB	In	Lg	Blk
Cox	52	2,175	41.8	32.4	13	15	57	0
REDSKINS	73	2,973	40.7	32.4	16	19	57	0
Opponents	85	3,723	43.8	36.0	8	24	68	1

PUNT RETURNS	Ret	FC	Yds	Avg	Lg	TD
Jenkins	26	9	272	10.5	28	0
REDSKINS	47	11	508	10.7	37	0
Opponents	32	11	285	8.9	56	0

KICKOFF RETURNS	No.	Yds	Avg	Lg	TD
Jenkins	41	1,018	24.8	95	0
REDSKINS	60	1,349	22.5	95	0
Opponents	53	1,186	22.4	99t	2

FIELD GOALS	1-19	20-29	30-39	40-49	50+
Moseley	0/0	7/8	8/13	7/12	0/1
Opponents	0/0	5/5	9/11	7/9	1/3

DEFENSIVE STATISTICS

Player	T	S	A	FF	FR
Jordan	178	104	73	1	2
Olkewicz	174	105	69	4	1
Milot	145	89	56	0	0

NOTABLE

Record (Finish): 10-6 (3rd NFC East)

National Honors: G Russ Grimm: PWFA All-Pro, NEA All-NFL, AP All-Pro, All-NFL, UPI All-NFC, Pro Bowl; WR Art Monk: UPI All-NFC, Pro Bowl; T Joe Jacoby: Pro Bowl; CB Raphael Cherry: PWFA All-Rookie.

Starters: Offense: WR Calvin Muhammad (5), WR Malcolm Barnwell (2), LT Joe Jacoby (11), LG/LT Russ Grimm (14/2), C Rick Donnalley (12), RG Ken Huff (15), RT Mark May (16), TE Don Warren (16), WR Art Monk (14), QB Joe Theismann (11), RB John Riggins (11), C/LG Jeff Bostic (4/2), WR Gary Clark (10), TE Clint Didier (14), TE Anthony Jones (2), LT Dan McQuaid (3), RB George Rogers (5), QB Jay Schroeder (5), RB Otis Wonsley (1), RG/RC Thielemann (1).

Defense: LE Charles Mann (16), LT Dave Butz (16), RT Darryl Grant (8), RE Dexter Manley (16), LLB Mel Kaufman (15), MLB Neal Olkewicz (16), LCB Rich Milot (16), LCB Darrell Green (16), RCB Vernon Dean (16), SS Tony Peters (10), FS Curtis Jordan (16), SS Raphael Cherry (6), LLB Monte Coleman (1), RT Dean Hamel (8).

**1986**

**Won 12, Lost 4**

		Head Coach - Joe Gibbs		
Sept. 7	W	41-14	Philadelphia	53,982
Sept. 14	W	10-6	LA Raiders	55,235
Sept. 21	W	30-27	at San Diego	57,853
Sept. 28	W	19-14	Seattle	54,157
Oct. 5	W	14-6	at New Orleans	57,378
Oct. 12	L	6-30	at Dallas	63,264
Oct. 19	W	28-21	St. Louis	53,494
Oct. 27	L	20-27	at New York Giants	75,923
Nov. 2	W	44-38	• Minnesota	51,928
Nov. 9	W	16-7	at Green Bay	47,728
Nov. 17	W	14-6	San Francisco	54,774
Nov. 23	W	41-14	Dallas	55,642
Nov. 30	W	20-17	at St. Louis	35,637
Dec. 7	L	14-24	New York Giants	55,642
Dec. 13	L	30-31	at Denver	75,905
Dec. 21	W	21-14	at Philadelphia	61,816
<b>Playoffs</b>				
Dec. 28	W	19-7	Los Angeles Rams	54,180
Jan. 3	W	27-13	at Chicago	65,141
Jan. 11	L	0-17	at New York Giants	76,633

**Redskins Opponents**

<b>TOTAL FIRST DOWNS</b>	312	316
Rushing	112	103
Passing	177	181
Penalty	23	32
<b>POSSESSION AVG.</b>	29:56	30:04
<b>TOTAL NET YARDS</b>	5,601	5,297
Avg. Per Game	350.1	331.1
Total Plays	1,044	1,046
Avg. Per Play	5.4	5.1
<b>NET YARDS RUSHING</b>	1,732	1,805
Avg. Per Game	108.3	112.8
<b>NET YARDS PASSING</b>	3,869	3,492
Avg. Per Game	241.8	218.3
Sacked/Yards Lost	28/240	55/424
Gross Yards	4,109	3,916
Att./Completions	542/276	532/302
Completion Pct.	50.9	56.8
Had Intercepted	22	19
<b>PUNT/AVERAGE</b>	75/43.6	95/41.3
<b>NET PUNTING AVG.</b>	36.4	33.8
<b>PENALTIES/YARDS</b>	94/860	115/1026
<b>FUMBLES/LOST</b>	29/10	21/9
<b>TOUCHDOWNS</b>	46	35
Rushing	23	14
Passing	22	21
Returns	1	0

<b>SCORE BY PERIODS</b>	1	2	3	4	OT	PTS
REDSKINS	79	101	92	90	6	368
Opponents	82	77	68	69	0	296

<b>SCORING</b>	TD	Ru	Pa	Rt	P	FG	S	TP
Rogers	18	18	0	0	0	0/0	0	108
Zendejas	0	0	0	0	23/28	9/14	0	50
Bryant	7	4	3	0	0/0	0/0	0	42
Clark	7	0	7	0	0/0	0/0	0	42
REDSKINS	46	23	22	1	38/45	18/32	0	368
Opponents	35	14	21	0	35/35	17/24	0	296

<b>RUSHING</b>	No.	Yds	Avg	Long	TD
Rogers	303	1,203	4.0	42	18
Bryant	69	258	3.7	22t	4
Griffin	62	197	3.2	12	0
REDSKINS	474	1,732	3.7	42	23
Opponents	459	1,805	3.9	39	14

<b>PASSING</b>	Att	Comp	Yds	Cmp%	Yds/Att	TD	TD%	Int	Int%	Long	Sack/Lost	Rating
Schroeder	541	276	4109	51.0	7.6	22	4.1	22	4.1	71	28/240	72.9
REDSKINS	542	276	4,109	50.9	7.6	22	4.1	22	4.1	71	28/240	72.7
Opponents	532	302	3,916	56.8	7.4	21	3.9	19	3.6	76	55/424	78.3

<b>RECEIVING</b>	No.	Yds	Avg	Long	TD
Clark	74	1,265	17.1	55	7
Monk	73	1,068	14.6	69	4
Bryant	43	449	10.4	40	3
REDSKINS	276	4,109	14.9	71t	22
Opponents	302	3,916	13.0	76t	21

<b>INTERCEPTIONS</b>	No.	Yds	Avg.	Long	TD
Green	5	9	1.8	7	0
Jordan	3	46	15.3	20	0
REDSKINS	19	126	6.6	31	0
Opponents	22	186	8.5	35	0

<b>PUNTING</b>	No.	Yds	Avg	Net	TB	In	Lg	Blk
Cox	75	3,271	43.6	36.4	16	21	58	0
Opponents	95	3,923	41.3	33.8	8	22	55	0

<b>PUNT RETURNS</b>	Ret	FC	Yds	Avg	Lg	TD
Jenkins	28	11	270	9.6	39	0
REDSKINS	51	20	550	10.8	44	0
Opponents	36	10	220	6.1	24	0

<b>KICKOFF RETURNS</b>	No.	Yds	Avg	Lg	TD
Jenkins	27	554	20.5	37	0
REDSKINS	60	1,175	19.6	37	0
Opponents	50	1,005	20.1	59	0

<b>FIELD GOALS</b>	1-19	20-29	30-39	40-49	50+
Zendejas	0/0	5/5	2/3	2/4	0/2
Moseley	1/1	3/4	1/2	1/5	0/0
REDSKINS	1/1	8/9	3/5	4/10	2/7
Opponents	0/0	4/5	9/11	3/6	1/2

**DEFENSIVE STATISTICS**

Player	T	S	A	T/L	PD	FF	FR
Olkewicz	83	98	67	18	0	1	2
Jordan	173	112	60	1	1	0	0
Milot	134	88	44	2	1	2	1

**NOTABLE**

Record (Finish): 12-4, 2-1 postseason; (2nd NFC East)

**National Honors:** FS Todd Bowles: UPI All-Rookie. WR Gary Clark: Pro Bowl, UPI All-NFC. CB Darrell Green: Pro Bowl, All-NFL, G Russ Grimm: Pro Bowl, All-NFL, UPI All-NFC. T Joe Jacoby: Pro Bowl. DE Dexter Manley: Pro Bowl, AP All-Pro, All-NFL, UPI All-NFC. WR Art Monk: Pro Bowl. QB Jay Schroeder: Pro Bowl. SS Alvin Walton: UPI All-Rookie. K Max Zendejas: UPI All-Rookie.

**Starters: Offense:** WR Art Monk (16), TE Don Warren (16), LT Joe Jacoby (16), LG Russ Grimm (14), C Jeff Bostic (16), RG RC Thieleman (13), RT Mark May (16), TE Clint Didier (11), WR Gary Clark (15), QB Jay Schroeder (16), RB George Rogers (15), RG/LG Raleigh McKenzie (3/2), WR Ricky Sanders (3), WR Derek Holloway (1), TE Anthony Jones (1), HB Terry Orr (1), RB Keith Griffin (1)

**Defense:** LE Charles Mann (15), LT Dave Butz (16), RT Dean Hamel (8), RE Dexter Manley (16), LLB Mel Kaufman (2), MLB Neal Olkewicz (16), RLB Rich Milot (15), LCB Darrell Green (15), RCB Vernon Dean (8), SS Ken Coffey (9), FS Curtis Jordan (16), RT Darryl Grant (8) LE/RT Steve Hamilton (1/1), LLB Monte Coleman (4), LLB Calvin Daniels (10), LCB/RCB/SS Tim Morrison (1/3/1), RCB Barry Wilburn (5), SS Alvin Walton (4), SS Todd Bowles (2).

1987 **Won 11, Lost 4**

		Head Coach - Joe Gibbs		
Sept. 13	W	34-24	Philadelphia	52,188
Sept. 20	L	20-21	at Atlanta	50,882
Sept. 27	Cancelled		New England	
Oct. 4	W	28-21	St. Louis	27,728
Oct. 11	W	38-12	at New York Giants	9,123
Oct. 19	W	13-7	at Dallas	60,415
Oct. 25	W	17-16	New York Jets	53,497
Nov. 1	W	27-7	at Buffalo	71,640
Nov. 8	L	27-31	at Philadelphia	63,609
Nov. 15	W	20-13	Detroit	53,593
Nov. 23	L	26-30	Los Angeles Rams	53,614
Nov. 29	W	23-19	New York Giants	45,815
Dec. 6	W	34-17	at St. Louis	31,324
Dec. 13	W	24-20	Dallas	54,882
Dec. 20	L	21-23	at Miami	65,715
Dec. 26	W	27-24	* at Minnesota	59,160

\* overtime

Playoffs

Jan. 10	W	21-17	at Chicago	65,268
Jan. 17	W	17-10	Minnesota	55,212
<b>Super Bowl XXII, San Diego, CA</b>				
Jan. 31	W	42-10	Denver	73,302

Redskins Opponents

<b>TOTAL FIRST DOWNS</b>	301	296
Rushing	119	104
Passing	153	177
Penalty	29	15

<b>POSSESSION AVG.</b>	30:30	29:30
------------------------	-------	-------

<b>TOTAL NET YARDS</b>	5,597	5,022
------------------------	-------	-------

Avg. Per Game	373.1	334.8
---------------	-------	-------

Total Plays	1,005	1,021
-------------	-------	-------

Avg. Per Play	5.6	4.9
---------------	-----	-----

<b>NET YARDS RUSHING</b>	2,102	1,679
--------------------------	-------	-------

Avg. Per Game	140.1	111.9
---------------	-------	-------

Total Rushes	500	441
--------------	-----	-----

<b>NET YARDS PASSING</b>	3,495	3,343
--------------------------	-------	-------

Avg. Per Game	233.0	222.9
---------------	-------	-------

Sacked/Yards Lost	27/223	53/424
-------------------	--------	--------

Gross Yards	3,718	3,767
-------------	-------	-------

Att./Completions	478/247	527/276
------------------	---------	---------

Completion Pct.	51.7	52.4
-----------------	------	------

Had Intercepted	18	23
-----------------	----	----

<b>PUNT/AVERAGE</b>	78/39.1	91/39.2
---------------------	---------	---------

<b>NET PUNTING AVG.</b>	78/34.1	91/31.4
-------------------------	---------	---------

<b>PENALTIES/YARDS</b>	82/691	97/801
------------------------	--------	--------

<b>FUMBLES/LOST</b>	26/19	22/11
---------------------	-------	-------

<b>TOUCHDOWNS</b>	47	33
-------------------	----	----

Rushing	18	10
---------	----	----

Passing	27	19
---------	----	----

Returns	2	4
---------	---	---

SCORE BY PERIODS

	1	2	3	4	OT	PTS
REDSKINS	66	118	108	84	3	379
Opponents	54	68	94	69	0	285

Opponents	54	68	94	69	0	285
-----------	----	----	----	----	---	-----

SCORING

	TD	Ru	Pa	Rt	Pat	FG	S	TP
Haji-Sheikh	0	0	0	0	29/32	13/19	0	68
Clark	7	0	7	0	0/0	0/0	0	42
REDSKINS	47	18	27	2	43/47	18/29	0	379
Opponents	33	10	19	4	30/33	19/28	0	285

Opponents	33	10	19	4	30/33	19/28	0	285
-----------	----	----	----	---	-------	-------	---	-----

RUSHING

	No.	Yds	Avg	Long	TD
Rogers	163	613	3.8	29	6
Bryant	77	406	5.3	28	1
REDSKINS	500	2,102	4.2	31	18
Opponents	441	1,679	3.8	45	10

Opponents	441	1,679	3.8	45	10
-----------	-----	-------	-----	----	----

PASSING

	Att	Comp	Yds	Cmp%	Yds/Att	TD	Int	Int%	Long	Sack/Lost	Rating	
Schroeder	267	129	1878	48.3	7.0	12	4.5	10	3.7	84	17/149	71.0
D. Williams	143	81	1156	56.6	8.1	11	7.7	5	3.5	62	7/53	94.0
REDSKINS	478	247	3,718	51.7	7.8	27	5.6	18	3.8	88	27/223	80.7
Opponents	527	276	3,767	52.4	7.1	19	3.6	23	4.4	59	53/424	69.3

Opponents	527	276	3,767	52.4	7.1	19	3.6	23	4.4	59	53/424	69.3
-----------	-----	-----	-------	------	-----	----	-----	----	-----	----	--------	------

RECEIVING	No.	Yds	Avg	Long	TD
Clark	56	1,066	19.0	84t	7
Bryant	43	490	11.4	39	5
REDSKINS	247	3,718	15.1	88	27
Opponents	276	3,767	13.6	59t	19

INTERCEPTIONS	No.	Yds	Avg.	Long	TD
Wilburn	9	135	15.0	100t	1
Bowles	4	24	6.0	24	0
REDSKINS	23	329	14.3	100t	1
Opponents	18	193	10.7	60t	1

PUNTING	No.	Yds	Avg	Net	TB	In	Lg	Blk
Cox	63	2,571	40.8	35.0	7	14	77	1
REDSKINS	78	3,053	39.1	34.1	8	19	77	1
Opponents	91	3,569	39.2	31.4	5	11	62	0

PUNT RETURNS	Ret	FC	Yds	Avg	Lg	TD
Yarber	37	9	273	7.4	33	0
REDSKINS	56	10	615	11.0	73	0
Opponents	37	11	231	6.2	45	0

KICKOFF RETURNS	No.	Yds	Avg	Lg	TD
Griffin	25	478	19.1	54	0
REDSKINS	59	1,139	19.3	54	0
Opponents	63	1,352	21.5	95t	1

FIELD GOALS	1-19	20-29	30-39	40-49	50+
Haji-Sheikh	0/0	5/5	6/10	2/4	0/0
REDSKINS	1/1	7/7	7/12	3/8	0/1
Opponents	0/0	6/7	5/7	8/11	0/3

DEFENSIVE STATISTICS

Player	T	S	A	T/L	PD	FF	FR
Walton	148	91	46	11	3	2	1
Bowles	108	70	36	2	4	0	1
Coleman	107	63	34	10	0	1	0

NOTABLE

Record (Finish): 11-4 (Super Bowl XXII Champions)

**National Honors:** WR Gary Clark: AP All-Pro, All-NFL, Pro Bowl; CB Barry Wilburn: AP All-Pro, All-NFL Team, UPI All-NFC; QB Doug Williams: Super Bowl XXII MVP; DE Charles Mann: Pro Bowl; CB Darrell Green: Pro Bowl.

**Starters: Offense:** WR Art Monk(9), TE Don Warren(12), LT Joe Jacoby(12), LG/C Raleigh McKenzie(10/2), C Russ Grimm(5), RG RC Thieleman(12), RT/LG Ed Simmons(2/1), WR Gary Clark(11), QB Jay Schroeder(10), RB George Rogers(9), WR Ricky Sanders(5), TE Clint Didier(6), C Jeff Bostic(5), RT Mark May(10), QB Doug Williams(2), RB Keith Griffin(2), RB Kelvin Bryant(1), TE Terry Orr(1), TE Ken Whisenhunt(1), TE Joe Caravello(5), WR Clarence Verdin(1), WR Derrick Shepard(1), LG Darrick Britz(4), RG Phil Pettey(3), TE Craig McEwen(3), LT Mark Carlson(3), RT Willard Scissum(3), C Eric Coyle(3), QB Ed Ruppert(3), WR Anthony Allen(3), TE Glenn Dennison(1), WR Lionel Vital(3), WR Ted Wilson(2).

**Defense:** LE Charles Mann(12), LT Dave Butz(12), RT Darryl Grant(11), RE Markus Koch(2), LLB Mel Kaufman(11), MLB Rich Milot(5), RLB Monte Coleman (12), LCB Darrell Green(12), RCB Barry Wilburn(12), SS Alvin Walton(12), FS Todd Bowles(12), RE Dexter Manley(10), MLB Neal Olkewicz(6), RT Dean Hamel (1), MLB Kurt Gouveia(1), LE Alec Gibson(3), RT Dan Benish(3), SS Joe Cofer(1), RLB Bobby Curtis(3), SS Steve Gage(1), SS Charles Jackson(1), LT Ted Karras(1), LLB Jon Kimmel(1), FS Skip Lane(3), RE Steve Martin(3), LCB Michael Mitchell (3), LT Tony Sagnella(2), MLB Eric Wilson(3), RCB Dennis Woodbury(3).

## 1988

## Won 7, Lost 9

		Head Coach - Joe Gibbs	
Sept. 5	L	20-27 at Giants	76,417
Sept. 11	W	30-29 Pittsburgh	54,083
Sept. 18	W	17-10 Philadelphia	53,920
Sept. 25	L	21-30 at Phoenix	61,973
Oct. 2	L	23-24 Giants	54,601
Oct. 9	W	35-17 at Dallas	63,325
Oct. 16	W	33-17 Phoenix	54,402
Oct. 23	W	20-17 at Green Bay	51,767
Oct. 30	L	17-41 at Houston	48,781
Nov. 6	W	27-24 New Orleans	54,183
Nov. 13	L	14-34 Chicago	52,418
Nov. 21	L	21-37 at San Francisco	59,268
Nov. 27	L	13-17 Cleveland	51,604
Dec. 4	W	20-19 at Philadelphia	65,947
Dec. 11	L	17-24 Dallas	51,526
Dec. 17	L	17-20 * at Cincinnati	52,157

• overtime

	Redskins	Opponents
<b>TOTAL FIRST DOWNS</b>	306	293
Rushing	87	112
Passing	202	153
Penalty	17	28
<b>POSSESSION AVG.</b>	30:57	29:03
<b>TOTAL NET YARDS</b>	5,679	5,184
Avg. Per Game	355	324
Total Plays	1,053	982
Avg. Per Play	5.4	5.3
<b>NET YARDS RUSHING</b>	1,543	1,745
Avg. Per Game	96.4	109.1
Total Rushes	437	442
<b>NET YARDS PASSING</b>	4,136	3,439
Avg. Per Game	258.5	214.9
Sacked/Yards Lost	24/203	43/305
Gross Yards	4,339	3,744
Att./Completions	592/327	497/261
Completion Pct.	55.2	52.5
Had Intercepted	25	14
<b>PUNT/AVERAGE</b>	67/38.2	79/39.4
<b>NET PUNTING AVG.</b>	29.8	34.2
<b>PENALTIES/YARDS</b>	96/817	91/711
<b>FUMBLES/LOST</b>	34/21	23/8
<b>TOUCHDOWNS</b>	41	46
Rushing	8	17
Passing	33	24
Returns	0	5

SCORE BY PERIODS	1	2	3	4	OT	PTS
REDSKINS	86	79	89	91	0	345
Opponents	70	125	64	125	3	387

SCORING	TD-Ru	Pa-Rt	Pat	FG	S	TP		
Lohmiller	0	0	0	40/41	19/26	0	97	
Sanders	12	0	12	0/0	0/0	0	72	
Clark	7	0	7	0/0	0/0	0	42	
Bryant	6	1	5	0/0	0/0	0	36	
REDSKINS	41	8	33	0/41	19/26	1	345	
Opponents	46	17	24	5	43/46	22/36	1	387

RUSHING	No.	Yds	Avg	Long	TD
Bryant	108	498	4.6	25	1
Smith	155	470	3.0	29	3
Morris	126	437	3.5	27t	2
REDSKINS	437	1,543	3.5	29	8
Opponents	442	1,745	3.9	50t	17

PASSING	Att	Comp	Yds	Cmp%	Yds/Att	TD	TD%	Int	Int%	Long	Sack/Lost	Rating
Williams	380	213	2,609	56.1	6.9	15	3.9	12	3.2	58	10/88	77.4
Rypien	208	114	1,730	54.8	8.3	18	8.7	13	6.3	60	14/115	85.2
REDSKINS	592	327	4,339	55.2	7.3	33	5.6	25	4.2	60	24/203	79.6
Opponents	497	261	3,744	52.5	7.5	24	4.8	14	2.8	80	43/305	81.6

RECEIVING	No.	Yds	Avg	Long	TD
Sanders	73	1148	15.7	55t	12
Monk	72	946	13.1	46t	5
Clark	59	892	15.1	60t	7
REDSKINS	327	4339	13.3	60t	33
Opponents	261	3744	14.3	80t	24

INTERCEPTIONS	No.	Yds	Avg.	Long	TD
Wilburn	4	24	6.0	14	0
Marshall	3	61	20.3	43	0
Walton	3	54	18.0	29	0
REDSKINS	14	193	13.8	43	0
Opponents	25	271	10.8	40	0

PUNTING	No.	Yds	Avg	Net	TB	In	Lg	Bk
G. Coleman	39	1,505	38.6	29.2	3	8	53	0
REDSKINS	67	2562	38.2	29.8	6	10	55	1
Opponents	79	3116	39.4	34.2	2	21	54	1

PUNT RETURNS	Ret	FC	Yds	Avg	Lg	TD
Shepherd	12	2	104	8.7	23	0
Allen	10	2	62	6.2	14	0
Green	9	0	103	11.4	32	0
REDSKINS	52	9	377	7.3	34	0
Opponents	39	7	448	11.5	95t	1

KICKOFF RETURNS	No.	Yds	Avg	Lg	TD
Morris	21	413	19.7	35	0
Sanders	19	362	19.1	31	0
REDSKINS	74	1,355	18.3	44	0
Opponents	61	1,111	18.2	32	0

FIELD GOALS	1-19	20-29	30-39	40-49	50+
Lohmiller	1/1	6/8	5/7	7/10	0/0
Opponents	2/2	6/7	8/11	4/12	2/4

DEFENSIVE STATISTICS	Player	T	S	A	T/L	PD	FF	FR
Walton	196	116	72	8	6	3	0	0
Olkewicz	165	90	65	10	0	1	3	3
Bowles	141	85	55	1	7	2	0	0

**NOTABLE**  
Record (Finish): 7-9; (3rd NFC East)

**National Honors:** K Chip Lohmiller: PFWA All Rookie. DE Charles Mann: Pro Bowl. T Mark May: Pro Bowl.

**Starters: Offense:** Art Monk (13), TE Don Warren (14), RT/RG Mark May (5/11), RG/LG RC Thielemann (5/3), C Jeff Bostic (11), LG/C Raleigh McKenzie (9/5), LT/RT Joe Jacoby (9/4), WR Ricky Sanders (4), WR Gary Clark (13), QB Doug Williams (10), RB Timmy Smith (8), RT/LT Jim Lachey (7/7), RB Kelvin Bryant (4), LG Russ Grimm (4), QB Mark Rypien (6), RB Jamie Morris (4), HB Craig McEwen (8), TE Anthony Jones (3), TE Terry Orr (3), TE Joe Caravello (6).

**Defense:** RE/LE Markus Koch (3/3), RT Darryl Grant (16), LT Dave Butz (16), LE Charles Mann (13), RLB Wilber Marshall (16), MLB Neal Olkewicz (16), LLB Monte Coleman (9), LCB Barry Wilburn (10), RCB Darrell Green (15), SS Alvin Walton (16), FS/RCB Todd Bowles (15/1), RE Dexter Manley (13), LLB Ravin Caldwell (1), LCB Brian Davis (6), LLB Mel Kaufman (7), FS Steve Gage (1)

## 1989

## Won 10, Lost 6

		Head Coach - Joe Gibbs			
Sept. 11	L	24-27	New York Giants	54,160	
Sept. 17	L	37-42	Philadelphia	53,493	
Sept. 24	W	30-7	at Dallas	63,200	
Oct. 1	W	16-14	at New Orleans	64,358	
Oct. 8	W	30-28	Phoenix	53,335	
Oct. 15	L	17-20	at New York Giants	76,245	
Oct. 22	W	32-28	Tampa Bay	53,862	
Oct. 29	L	24-37	at LA Raiders	52,781	
Nov. 5	L	3-13	Dallas	53,187	
Nov. 12	W	10-3	at Philadelphia	65,443	
Nov. 20	L	10-14	Denver	52,975	
Nov. 26	W	38-14	Chicago	50,044	
Dec. 3	W	29-10	at Phoenix	38,870	
Dec. 10	W	26-21	San Diego	47,693	
Dec. 17	W	31-30	at Atlanta	37,501	
Dec. 23	W	29-0	at Seattle	60,294	

	Redskins	Opponents
<b>TOTAL FIRST DOWNS</b>	338	274
Rushing	101	72
Passing	217	177
Penalty	20	25
<b>POSSESSION AVG.</b>	32:58	27:02
<b>TOTAL NET YARDS</b>	6,253	4,915
Avg. Per Game	390.8	307.2
Total Plays	1,116	954
Avg. Per Play	5.6	5.2
<b>NET YARDS RUSHING</b>	1,904	1,344
Avg. Per Game	119.0	84.0
Total Rushes	514	384
<b>NET YARDS PASSING</b>	4,349	3,571
Avg. Per Game	271.8	223.2
Sacked/Yards Lost	21/127	40/304
Gross Yards	4,476	3,875
Att./Completions	581/337	530/277
Completion Pct.	58.0	52.3
Had Intercepted	17	27
<b>PUNT/AVERAGE</b>	63/42.3	76/40.1
<b>NET PUNTING AVG.</b>	63/33.3	76/34.5
<b>PENALTIES/YARDS</b>	105/881	98/796
<b>FUMBLES/LOST</b>	32/20	24/15
<b>TOUCHDOWNS</b>	42	38
Rushing	14	9
Passing	24	25
Returns	4	4

<b>SCORE BY PERIODS</b>	1	2	3	4	OT	PTS
REDSKINS	80	82	127	97	0	386
Opponents	76	99	47	86	0	308

<b>SCORING</b>	TD	Ru	Pa	Rt	Pat	FG	S	TP
Lohmiller	0	0	0	0	41/41	29/40	0	128
Byner	9	7	2	0	0/0	0/0	0	54
Clark	9	0	9	0	0/0	0/0	0	54
Monk	8	0	8	0	0/0	0/0	0	48
REDSKINS	42	14	24	4	41/42	29/40	3	386
Opponents	38	9	25	4	38/38	14/23	0	308

<b>RUSHING</b>	No.	Yds	Avg	Long	TD
Riggs	201	834	4.1	58	4
Byner	134	580	4.3	24	7
Morris	124	336	2.7	12t	2
REDSKINS	514	1,904	3.7	58	14
Opponents	384	1,344	3.5	73t	9

<b>PASSING</b>	Att	Comp	Yds	Cmp%	Yds/Att	TD	TD%	Int	Int%	Long	Sack/Lost	Rating
Rypien	476	280	3,768	58.8	7.9	22	4.6	13	2.7	80	16/108	88.1
Williams	93	51	585	54.8	6.3	1	1.1	3	3.2	46	2/10	64.1
REDSKINS	581	337	4,476	58.0	7.7	24	4.1	17	2.9	80	21/127	84.1
Opponents	530	277	3,875	52.3	7.3	25	4.7	27	5.1	72	40/304	70.6

<b>RECEIVING</b>	No.	Yds	Avg	Long	TD
Monk	86	1,186	13.8	60t	8
Sanders	80	1,138	14.2	68	4
Clark	79	1,229	15.6	80t	9
REDSKINS	337	4,476	13.3	80t	24
Opponents	277	3,875	14.0	72t	25

<b>INTERCEPTIONS</b>	No.	Yds	Avg	Long	TD
A. Johnson	4	94	23.5	59t	1
Walton	4	58	14.5	29t	1
B. Davis	4	40	10.0	15	0
REDSKINS	27	284	10.5	59t	3
Opponents	17	229	13.5	45t	1

<b>PUNTING</b>	No.	Yds	Yds	Net	TB	In	Lg	Blk
Mojsiejenko	62	2,663	43.0	33.3	9	21	74	1
REDSKINS	63	2,663	42.3	33.3	9	21	74	1
Opponents	76	3,047	40.1	34.5	10	22	59	0

<b>PUNT RETURNS</b>	Ret	FC	Yds	Avg	Lg	TD
Howard	21	18	200	9.5	38	0
REDSKINS	26	20	226	8.7	38	0
Opponents	34	5	383	11.3	53	0

<b>KICKOFF RETURNS</b>	No.	Yds	Avg	Lg	TD
Howard	21	522	24.9	99t	1
REDSKINS	58	1,176	20.3	99t	1
Opponents	74	1,532	20.7	96t	1

<b>FIELD GOALS</b>	1-19	20-29	30-39	40-49	50+
Lohmiller	2/2	11/11	13/15	3/11	0/1
Opponents	0/0	5/5	5/8	3/7	1/3

## DEFENSIVE STATISTICS

Player	T	S	A	T/L	PD	FF	FR
Walton	137	79	56	2	5	0	1
Bowles	130	75	55	0	2	1	1
Marshall	108	52	48	8	1	1	2

## NOTABLE

Record (Finish): 10-6 (3rd NFC East)

**National Honors:** T Jim Lachey: AP All-Pro, All-NFL, UPI All-NFC; QB Mark Rypien: Pro Bowl; DE Charles Mann: Pro Bowl; DT Tracy Rocker: PFWA All-Rookie, UPI All-Rookie.

**Starters: Offense:** WR Art Monk (12), TE Don Warren (15), RT Joe Jacoby (10), RG Mark May (9), C Jeff Bostic (16), LG/RG Russ Grimm (8/1), LT Jim Lachey (14), RB Gerald Riggs (7), RB Earnest Byner (13), WR Gary Clark (12), QB Mark Rypien (14), WR Ricky Sanders (12), LG Raleigh McKenzie (8), RB Mark Schlereth (6), LT/RT Ed Simmons (2/6), RB Jamie Morris (3), QB Doug Williams (2) TE Mike Tice (5), TE Terry Orr (1).

**Defense:** LE Charles Mann (16), LT/RE Markus Koch (6/1), RT Darryl Grant (16), RE Dexter Manley (10), RLB Wilber Marshall (16), MLB Ben Oskewicz (8), LLB Monte Coleman (3), LCB Brian Davis (9), RCB Darrell Green (7), SS Alvin Walton (12), FS Todd Bowles (16), SS Clarence Vaughn (4), LLB Ravin Caldwell (13), MLB Greg Manusky (7), MLB Kurt Gouweia (1), LT Tracy Rocker (10), RCB AJ Johnson (8), LCB Martin Mayhew (7), RE Fred Stokes (5), RCB Barry Wilburn (1).

**1990**

**Won 10, Lost 6**

		Head Coach - Joe Gibbs		
Sept. 9	W	31-0	Phoenix	52,649
Sept. 16	L	13-26	at San Francisco	64,287
Sept. 23	W	19-15	Dallas	53,804
Sept. 30	W	38-10	at Phoenix	49,303
Oct. 14	L	20-24	NY Giants	54,737
Oct. 21	W	13-7	Philadelphia	53,567
Oct. 28	L	10-21	at NY Giants	75,321
Nov. 4	W	41-38	* at Detroit	69,326
Nov. 12	L	14-28	at Philadelphia	65,857
Nov. 18	W	31-17	New Orleans	52,573
Nov. 22	L	17-27	at Dallas	60,355
Dec. 2	W	42-20	Miami	53,599
Dec. 9	W	10-9	Chicago	53,920
Dec. 15	W	25-10	at New England	22,286
Dec. 22	L	28-35	at Indianapolis	58,173
Dec. 30	W	29-14	Buffalo	52,397

•overtime

**Playoffs**

Jan. 4	W	20-6	at Philadelphia	65,287
Jan. 12	L	10-28	at San Francisco	65,292

**Redskins Opponents**

<b>TOTAL FIRST DOWNS</b>	327	267
Rushing	117	77
Passing	193	166
Penalty	17	24

**POSSESSION AVG.** 32:19 27:41

**TOTAL NET YARDS** 5,562 4,730

Avg. Per Game 347.6 295.6

Total Plays 1,073 941

Avg. Per Play 5.2 5.0

**NET YARDS RUSHING** 2,083 1,587

Avg. Per Game 130.2 99.2

Total Rushes 515 382

**NET YARDS PASSING** 3,479 3,143

Avg. Per Game 217.4 196.4

Sacked/Yards Lost 22/132 45/340

Gross Yards 3,611 3,483

Att./Completions 536/301 514/281

Completion Pct. 56.2 54.7

Had Intercepted 22 21

**PUNT/AVERAGE.** 55/37.5 76/43.4

**NET PUNTING AVG.** 33.4 36.9

**PENALTIES/YARDS** 102/824 89/712

**FUMBLES/LOST** 14/6 24/12

**TOUCHDOWNS** 41 35

Rushing 16 8

Passing 22 21

Returns 3 6

**SCORE BY PERIODS**

REDSKINS 49 108 103 118 3 381

Opponents 37 98 75 91 0 301

**SCORING**

Lohmiller 0 0 0 0 41/41 30/40 0 131

Clark 8 0 8 0 0/0 0/0 0 48

Byner 7 6 1 0 0/0 0/0 0 42

Riggs 6 6 0 0 0/0 0/0 0 36

REDSKINS 41 16 22 3 41/41 30/40 2 381

Opponents 35 8 21 6 35/35 18/23 1 301

**RUSHING**

Byner 297 1,219 4.1 22 6

Riggs 123 475 3.9 20 6

REDSKINS 515 2,083 4.0 26 16

Opponents 382 1,587 4.2 48t 8

**PASSING**

Rypien 304 166 2,070 54.6 6.8 16

Humphries 156 91 1,015 58.3 6.5 3

Rutledge 68 40 455 8.8 6.6 2

REDSKINS 536 301 3,611 56.2 6.7 22

Opponents 514 281 3,483 54.7 6.7 21

TD TD% Int Int% Long Sack/Lost Rating

Rypien 16 5.3 11 3.6 53 6/33 78.4

Humphries 3 1.9 10 6.4 44 9/62 57.5

Rutledge 2 2.9 1 1.5 40 6/34 82.7

REDSKINS 22 4.1 22 4.1 53 22/132 73.5

Opponents 21 4.1 21 4.1 80 45/340 72.5

RECEIVING	No.	Yds	Avg	Long	TD
Clark	75	1,112	14.8	53t	8
Monk	68	770	11.3	44	5
REDSKINS	301	3,611	12.0	53t	22
Opponents	281	3,483	12.4	80t	21

INTERCEPTIONS	No.	Yds	Avg.	Long	TD
Mayhew	7	20	2.9	15	0
Green	4	20	5.0	18t	1
REDSKINS	21	271	12.9	61	2
Opponents	22	271	12.3	42t	5

PUNTING	No.	Yds	Avg	Net	TB	In	Lg	Btk
Mojisjeenko	43	1,687	39.2	34.2	0	17	53	1
Goodburn	11	377	34.3	30.4	1	6	48	0
REDSKINS	55	2,064	37.5	33.4	1	23	53	1
Opponents	76	3,290	43.3	36.9	5	21	59	0

PUNT RETURNS	Ret	FC	Yds	Avg	Lg	TD
Stanley	24	8	176	7.3	32	0
REDSKINS	48	17	388	8.1	32	0
Opponents	30	10	205	6.8	30	0

KICKOFF RETURNS	No.	Yds	Avg	Lg	TD
Howard	22	427	19.4	35	0
REDSKINS	61	1,113	18.2	37	0
Opponents	58	1,008	17.4	47	0

FIELD GOALS	1-19	20-29	30-39	40-49	50+
Lohmiller	2/2	10/10	12/14	3/6	3/8
Opponents	1/1	6/7	5/5	6/8	0/2

**DEFENSIVE STATISTICS**

Player	T	S	A	T/L	PD	FF	FR
Walton	143	74	66	3	2	0	0
Bowles	115	55	60	0	6	1	1
Marshall	107	66	31	10	2	2	2

**NOTABLE**

Record (Finish): 10-6; (3rd NFC East)

**National Honors:** RB Earnest Byner: Pro Bowl. WR Gary Clark: Pro Bowl. CB Darrell Green: Pro Bowl. UPI All-NFC; LT Jim Lachey: Pro Bowl, AP All-Pro, All-NFL, UPI All-NFC.

**Starters: Offense:** WR Art Monk (16), TE Don Warren (15), RT Ed Simmons (11), RG Mark Schlereth (7), C Jeff Bostic (16), LG Russ Grimm (11), LT Jim Lachey (16), WR Ricky Sanders (6), WR Gary Clark (16), QB Mark Rypien (10), RB Earnest Byner (16), RT Joe Jacoby (5), QB Stan Humphries (5), QB Jeff Rutledge (1), RG/LG Raleigh McKenzie (9/3), LG Mark Adickes (1), HB Ron Middleton (5), TE Jimmy Johnson (5), WR Walter Stanley (1).

**Defense:** LE Charles Mann (15), LT Tracy Rucker (7), RT/LT Darryl Grant (14/1), RE Markus Koch (13), RLB Wilber Marshall (15), MLB Greg Manusky (8), LRB Andre Collins (16), LCB Martin Mayhew (15), RCB Darrell Green (16), SS Alvin Walton (16), FS Todd Bowles (13), FS Terry Hoage (3), LCB Brad Edwards (1), CB Alvoid Mays (1), RT/RE Tim Johnson (1/1), LE/RE Fred Stokes (1/2), LT Eric Williams (8), RT James Geathers (1), MLB Kurt Gouveia (7).

## 1991

## Won 14, Lost 2

		Head Coach - Joe Gibbs		
Sept. 1	W	45-0	Detroit	52,958
Sept. 9	W	33-31	at Dallas	63,025
Sept. 15	W	34-0	Phoenix	54,662
Sept. 22	W	34-27	at Cincinnati	52,038
Sept. 30	W	23-0	Philadelphia	55,198
Oct. 6	W	20-7	at Chicago	64,941
Oct. 13	W	42-17	Cleveland	54,715
Oct. 27	W	17-13	at Giants	76,627
Nov. 3	W	16-13	• Houston	55,096
Nov. 10	W	56-17	Atlanta	52,461
Nov. 17	W	41-14	at Pittsburgh	56,813
Nov. 24	L	21-24	Dallas	55,561
Dec. 1	W	27-6	at Rams	55,027
Dec. 8	W	20-14	at Phoenix	48,373
Dec. 15	W	34-17	Giants	54,722
Dec. 22	L	22-24	at Philadelphia	58,988

\* overtime

## Playoffs

Jan. 4	W	24-7	Atlanta	55,181
Jan. 12	W	41-10	Detroit	55,585
<b>Super Bowl XXVI, Minneapolis, MN</b>				
Jan. 26	W	37-24	Buffalo	63,130

	Redskins	Opponents
<b>TOTAL FIRST DOWN</b>	302	242
Rushing	107	72
Passing	179	151
Penalty	16	19
<b>POSSESSION AVG.</b>	31:51	28:09
<b>TOTAL NET YARDS</b>	5,741	4,293
Avg. Per Game	358.8	268.3
Total Plays	996	947
Avg. Per Play	5.8	4.5
<b>NET YARDS RUSHING</b>	2,049	1,346
Avg. Per Game	128.1	84.1
Total Rushes	540	348
<b>NET YARDS PASSING</b>	3,692	2,947
Avg. Per Game	230.8	184.2
Sacked/Yards Lost	9/79	50/345
Gross Yards	3,771	3,292
Att./Completions	447/261	549/292
Completion Pct.	58.4	53.2
Had Intercepted	11	27
<b>PUNT/AVERAGE</b>	55/37.6	85/41.7
<b>NET PUNTING AVG.</b>	33.1	33.4
<b>PENALTIES/YARDS</b>	90/798	94/767
<b>FUMBLES/LOST</b>	26/12	22/14
<b>TOUCHDOWNS</b>	56	26
Rushing	21	11
Passing	30	13
Returns	5	2

SCORE BY PERIODS	1	2	3	4	OT	PTS
REDSKINS	83	150	101	148	3	485
Opponents	54	57	55	58	0	224

SCORING	TD-Ru	Pa-Rt	Pat	FG	S	TP
Lohmiller	0	0	0	56/56	31/43	0/149
Riggs	11	11	0	0/0	0/0	0/66
Clark	10	0	10	0/0	0/0	0/60
Monk	8	0	8	0/0	0/0	0/48
REDSKINS	56	21	30	56/56	31/43	0/485
Opponents	26	11	13	2/26	14/18	0/224

RUSHING	No.	Yds	Avg	Long	TD
Byner	274	1,048	3.8	32	5
Erwins	145	680	4.7	65t	3
Riggs	78	248	3.2	32	11
REDSKINS	540	2,049	3.8	65t	21
Opponents	348	1,346	3.9	75t	11

PASSING	Att	Comp	Yds	Cmp%	Yds/Att	TD	TD%	Int	Int%	Long	Sack/Lost	Rating
Rypien	421	249	3,564	59.1	8.4	28	6.7	11	2.6	82	7/59	97.9
REDSKINS	447	261	3,771	58.4	8.4	30	6.7	11	2.5	82	9/79	98.0
Opponents	549	292	3,292	53.2	6.0	13	2.4	27	4.9	75	50/345	58.8

RECEIVING	No.	Yds	Avg	Long	TD
Monk	71	1,049	14.8	64t	8
Clark	70	1,340	19.1	82t	10
REDSKINS	261	3,771	14.4	82t	30
Opponents	292	3,292	11.3	75t	13

INTERCEPTIONS	No.	Yds	Avg.	Long	TD
Marshall	5	75	15.0	54t	1
Green	5	47	9.4	24	0
REDSKINS	27	279	10.3	54	t3
Opponents	11	109	9.9	74t	1

PUNTING	No.	Yds	Avg	Net	TB	In	Lg	Blk
Goodburn	52	2,070	39.8	33.1	3	16	61	3
REDSKINS	55	2,070	37.6	33.1	3	16	61	3
Opponents	85	3,548	41.7	33.4	5	13	58	0

PUNT RETURNS	Ret	FC	Yds	Avg	Lg	TD
Mitchell	45	21	600	13.3	69t	2
REDSKINS	46	21	610	13.3	69t	2
Opponents	31	7	190	6.1	20	0

KICKOFF RETURNS	No.	Yds	Avg	Lg	TD
Mitchell	29	583	20.1	35	0
REDSKINS	49	926	18.9	46	0
Opponents	66	1,153	17.5	39	0

FIELD GOALS	1-19	20-29	30-39	40-49	50+
Lohmiller	0/0	9/9	10/12	10/17	2/5
Opponents	0/0	5/5	5/7	3/3	1/3

## DEFENSIVE STATISTICS

Player	T	S	A	T/L	PD	FF	FR
A. Collins	151	87	60	4	6	1	0
Marshall	135	73	51	11	7	4	2
Edwards	135	70	65	0	9	1	0

## NOTABLE

Record (Finish): 14-2; (Super Bowl XXVI Champion)

**National Honors:** Coach Joe Gibbs: The Sporting News Coach of the Year. RB Earnest Byner: Pro Bowl. WR Gary Clark: Pro Bowl, UPI All-NFC; RB Ricky Ervins: PFWA All Rookie; CB Darrell Green: Pro Bowl, PFWA All-Pro, AP All Pro, All-NFL, UPI All-NFC; LT Jim Lachey: Pro Bowl, PFWA All-Pro, AP All-Pro, All-NFL, UPI All-NFC; K Chip Lohmiller: Pro Bowl, UPI All-NFC; DE Charles Mann: Pro Bowl. LB Wilber Marshall: UPI All-NFC; G Raleigh McKenzie: UPI All-NFC; QB Mark Rypien: Super Bowl XXVI MVP, Pro Bowl, Football News NFC Player of the Year, UPI NFC Offensive Player of the Year, UPI All-NFC; G Mark Schlereth: Pro Bowl.

**Starters: Offense:** WR Gary Clark (16), HB Terry Orr (6), WR Ricky Sanders (7), LT Jim Lachey (15), LT Russ Grimm (1), LG Raleigh McKenzie (14), C Jeff Bostic (16), RG Mark Schlereth (16), LG/RT Joe Jacoby (2/14), RT Ed Simmons (2), TE Ron Middleton (12), TE Don Warren (7), WR Art Monk (16), QB Mark Rypien (16), RB Earnest Byner (16). **Defense:** LE Charles Mann (15), LE Jason Buck (1), LT Eric Williams (15), LT Bobby Wilson (1), RT Tim Johnston (16), RE Markus Koch (5), RE Fred Stokes (11), LLB Wilber Marshall (16), MLB Matt Millen (14), MLB Kurt Gouveia (1), MLB Monte Coleman (1), RLB Andre Collins (16), LCB Martin Mayhew (16), RCB Darrell Green (16), SS Alvin Walton (2), SS Danny Copeland (14), FS Brad Edwards (16)

## 1992

## Won 9, Lost 7

	Head Coach - Joe Gibbs		
Sept. 7	L	10-23	at Dallas
Sept. 13	W	24-17	Atlanta
Sept. 20	W	13-10	Detroit
Oct. 4	L	24-27	at Phoenix
Oct. 12	W	34-3	Denver
Oct. 18	W	16-12	Philadelphia
Oct. 25	W	15-13	at Minnesota
Nov. 1	L	7-24	New York Giants
Nov. 8	W	16-3	at Seattle
Nov. 15	L	15-35	at Kansas City
Nov. 23	L	3-20	at New Orleans
Nov. 29	W	41-3	Phoenix
Dec. 6	W	28-10	at New York Giants
Dec. 13	W	20-17	Dallas
Dec. 20	L	13-17	at Philadelphia
Dec. 26	L	20-21	Los Angeles Raiders
<b>Playoffs</b>			
Jan. 2	W	24-7	at Minnesota
Jan. 9	L	13-20	at San Francisco

	Redskins	Opponents
<b>TOTAL FIRST DOWNS</b>	276	249
Rushing	104	89
Passing	160	138
Penalty	12	22
<b>POSSESSION AVG.</b>	31:04	28:56
<b>TOTAL NET YARDS</b>	4,890	4,438
<b>TOTAL NET YARDS</b>	277.4	277.4
Avg. Per Game	305.6	305.6
Total Plays	991	911
Avg. Per Play	4.9	4.9
<b>NET YARDS RUSHING</b>	1,727	1,696
Avg. Per Game	107.9	106.0
Total Rushes	483	406
<b>NET YARDS PASSING</b>	3,163	2,742
Avg. Per Game	197.7	171.4
Sacked/Yards Lost	23/176	39/279
Gross Yards	3,339	3,021
Att./Completions	485/272	466/258
Completion Pct.	56.1	55.4
Had Intercepted	17	23
<b>PUNT/AVERAGE</b>	65/39.3	73/42.8
<b>NET PUNTING AVG.</b>	65/32.7	73/37.2
<b>PENALTIES/YARDS</b>	84/741	85/709
<b>FUMBLES/LOST</b>	18/7	23/11
<b>TOUCHDOWNS</b>	30	30
Rushing	10	11
Passing	15	15
Returns	5	4

	1	2	3	4	OT	PTS
REDSKINS	79	92	63	66	0	300
Opponents	32	103	40	80	0	255

	TD	Ru	Pa	Rt	Pat	FG	S	TP
Lohmiller	0	0	0	0	30/30	30/40	0	120
Byner	7	6	1	0	0/0	0/0	0	42
Clark	5	0	5	0	0/0	0/0	0	30
REDSKINS	30	10	15	5	30/30	30/40	0	300
Opponents	30	11	15	4	29/30	14/21	2	255

	No.	Yds	Avg	Long	TD
Byner	262	998	3.8	23	6
Ervins	151	495	3.3	25	2
Mitchell	6	70	11.7	33	0
REDSKINS	483	1,727	3.6	33	10
Opponents	406	1696	4.2	36	11

	Att	Comp	Yds	Cmp%	Yds/Att	TD	TD%	Int	Int%	Long	Sack/Lost	Rating
Rypien	479	269	3,282	56.2	6.8	13	2.7	17	3.5	62	23/176	71.7
REDSKINS	485	272	3,339	56.1	6.8	15	3.1	17	3.5	62	23/176	71.7
Opponents	466	258	3,021	55.4	6.4	15	3.2	23	4.9	89	39/279	65.4

	No.	Yds	Avg	Long	TD
Clark	64	912	14.3	47	5
Sanders	51	707	13.9	62t	3
Monk	46	644	14.0	49t	3
REDSKINS	272	3,339	12.3	62t	15
Opponents	258	3,021	11.7	89t	15

	No.	Yds	Avg.	Long	TD
Edwards	6	157	26.2	53t	1
Mayhew	3	58	19.3	33	0
Gouveia	3	43	14.3	28	0
REDSKINS	23	485	21.1	65	2
Opponents	17	318	18.7	49	2

	No.	Yds	Avg	Net	TB	In	Lg	Blk
Goodburn	64	2,555	39.9	32.7	5	17	66	1
REDSKINS	65	2,555	39.3	32.7	5	17	66	1
Opponents	73	3,128	42.8	37.2	3	18	58	0

	Ret	FC	Yds	Avg	Lg	TD
Mitchell	29	9	271	9.3	84t	1
REDSKINS	37	12	355	9.6	84t	2
Opponents	27	13	332	12.3	79t	1

	No.	Yds	Avg	Lg	TD
Mitchell	23	492	21.4	47	0
REDSKINS	48	973	20.3	47	0
Opponents	54	1,074	19.9	99t	1

	1-19	20-29	30-39	40-49	50+
Lohmiller	2/2	9/9	9/15	8/12	2/2
Opponents	1/1	5/7	2/3	5/8	1/2

	T	S	A	T/L	PD	FF	FR
Gouveia	169	90	75	4	3	3	0
Edwards	168	81	86	1	8	1	0
Marshall	138	90	39	9	15	3	2

**NOTABLE**  
Record (Finish): 9-7; (3rd NFC East)

**National Honors:** LB Wilber Marshall; PFWA All-Pro, AP All-Pro, All-NFL, UPI All-NFC, Pro Bowl; FS Brad Edwards; UPI All-NFC.

**Starters: Offense:** WR Gary Clark (14), WR Ricky Sanders (5), TE Ron Middleton (12), TE Don Warren (10), HB Terry Orr (7), WR Art Monk (14), TE James Jenkins (1), WR Desmond Howard (1), LT Jim Lachey (10), LT Moe Elewonibi (4), LT/RT Ed Simmons (1/10), LT/LG/C Raleigh McKenzie (1/5/10), LG/RT Joe Jacoby (4/5), LG/RT Ray Brown (7/1), C Jeff Bostic (4), C Matt Elliott (2), RG Mark Schlereth (16), QB Mark Rypien (16), RB Ernest Byner (16)

**Defense:** LE Charles Mann (16), LT Bobby Wilson (5), LT Eric Williams (6), LT Jason Buck (5), RT Tim Johnson (16), RE Fred Stokes (10), RE Shane Collins (6), LLB Wilber Marshall (16), MLB Kurt Gouveia (14), MLB John Brantley (2), RLB Andre Collins (14), RLB Tony Barker (2), LCB Martin Mayhew (10), LCB Alvoid Mays (2), LCB Todd Bowles (1), LCB/RCB AJ Johnson (3/8), RCB Darrell Green (7), SS Danny Copeland (13), SS Todd Bowles (3), FS Brad Edwards (16).

1993 **Won 4, Lost 12**

		Head Coach - Richie Petitbon		
Sept. 6	W	35-16	Dallas	56,345
Sept. 12	L	10-17	Phoenix	53,525
Sept. 19	L	31-34	at Philadelphia	65,435
Oct. 4	L	10-17	at Miami	68,568
Oct. 10	L	7-41	New York Giants	53,715
Oct. 17	L	6-36	at Phoenix	48,143
Nov. 1	L	10-24	at Buffalo	79,106
Nov. 7	W	30-24	Indianapolis	50,523
Nov. 14	L	6-20	at New York Giants	76,606
Nov. 21	L	6-10	at L.A. Rams	45,546
Nov. 28	L	14-17	Philadelphia	46,663
Dec. 5	W	23-17	at Tampa Bay	49,035
Dec. 11	L	0-3	New York Jets	47,970
Dec. 19	W	30-17	Atlanta	50,192
Dec. 26	L	3-38	at Dallas	64,497
Dec. 31	L	9-14	Minnesota	42,836

**Redskins Opponents**

<b>TOTAL FIRST DOWNS</b>	255	304
Rushing	92	127
Passing	143	157
Penalty	20	20
<b>POSSESSION AVG.</b>	27:58	32:02
<b>TOTAL NET YDS</b>	4,273	5,499
Avg. Per Game	267.1	343.6
Total Plays	969	1,027
Avg. Per Play	4.4	5.4
<b>NET YARDS RUSHING</b>	1,728	2,112
Avg. Per Game	107.9	131.9
Total Rushes	396	513
<b>NET YARDS PASSING</b>	2,545	3,387
Avg. Per Game	159.1	211.6
Sacked/Yards Lost	40/219	31/197
Gross Yards	2,764	3,584
Att./Completions	533/287	483/291
Completion Pct.	53.8	60.2
Had Intercepted	21	17
<b>PUNTS/AVERAGE</b>	83/43.9	73/41.1
<b>NET PUNTING AVG.</b>	83/37.4	73/36.6
<b>PENALTIES/YARDS</b>	90/597	100/782
<b>FUMBLES/LOST</b>	24/10	25/14
<b>TOUCHDOWNS</b>	26	42
Rushing	11	14
Passing	11	24
Returns	4	4

<b>SCORE BY PERIODS</b>	1	2	3	4	OT	PTS
REDSKINS	23	77	59	71	0	230
Opponents	81	92	69	103	0	345

<b>SCORING</b>	TD-Ru	Pa-Rt	Pat	FG	S	TP		
Lohmiller	0	0	0	24/26	16/28	0	72	
Sanders	4	0	4	0/0	0/0	0	24	
Brooks	3	3	0	0/0	0/0	0	18	
McGee	3	0	3	0/0	0/0	0	18	
Mitchell	3	3	0	0/0	0/0	0	18	
Rypien	3	3	0	0/0	0/0	0	18	
REDSKINS	26	11	11	4	24/26	16/28	1	230
Opponents	42	14	24	4	40/42	17/22	1	345

<b>RUSHING</b>	No.	Yds	Avg	Long	TD
Brooks	233	1,063	4.8	85t	3
Mitchell	63	246	3.9	29t	3
Erwins	50	201	4.0	18	0
REDSKINS	396	1,728	4.4	85t	11
Opponents	513	2,112	4.1	35t	14

<b>PASSING</b>	Att	Comp	Yds	Cmp%	Yds/Att	TD	TD%	Int	Int%	Long	Sack/Lost	Rating
Rypien	319	166	1,514	52.0	4.7	4	1.3	10	3.1	43	16/87	56.3
Gannon	125	74	704	59.2	5.6	3	2.4	7	5.6	54	16/87	59.6
Conklin	87	46	496	52.9	5.7	4	4.6	3	3.4	34	8/45	70.9
REDSKINS	533	287	2,764	53.8	5.1	11	2.1	21	3.9	54	40/219	59.0
Opponents	483	291	3,583	60.2	7.4	24	5.0	17	3.5	80	31/197	85.1

<b>RECEIVING</b>	No.	Yds	Avg	Long	TD
Sanders	58	638	11.0	50	4
Monk	41	398	9.7	29	2
McGee	39	500	12.8	54	3
REDSKINS	287	2,764	9.6	54	11
Opponents	291	3,584	12.3	80t	24

<b>INTERCEPTIONS</b>	No.	Yds	Avg.	Long	TD
Carter	6	54	9.0	29	0
Green	4	10	2.5	6	0
REDSKINS	17	241	14.2	69t	2
Opponents	21	209	10.0	30	2

<b>PUNTING</b>	No.	Yds	Avg	Net	TB	In	Lg	Blk
Roby	78	3,447	44.2	37.2	10	25	60	0
REDSKINS	83	3,644	43.9	37.4	10	28	60	0
Opponents	73	2,995	41.0	36.6	4	20	65	0

<b>PUNT RETURNS</b>	Ret	FC	Yds	Avg	Lg	TD
Mitchell	29	7	193	6.7	48	0
REDSKINS	35	8	245	7.0	48	0
Opponents	34	23	343	10.1	62t	2

<b>KICKOFF RETURNS</b>	No.	Yds	Avg	Lg	TD
Mitchell	33	678	20.5	68	0
Howard	21	405	19.3	33	0
REDSKINS	59	1,166	19.8	68	0
Opponents	36	722	20.1	43	0

<b>FIELD GOALS</b>	1-19	20-29	30-39	40-49	50+
Lohmiller	2/2	4/4	8/12	1/4	1/6
Opponents	0/0	6/7	4/5	6/7	1/3

<b>DEFENSIVE STATISTICS</b>							
Player	T	S	A	T/L	PD	FF	FR
Gouveia	174	83	88	3	5	2	0
Edwards	150	89	61	0	2	0	1
Copeland	129	64	63	2	3	0	0

**NOTABLE**  
Record (Finish): 4-12 (5th NFC East)

**National Honors:** RB Reggie Brooks: PFWA All-Rookie.

**Starters: Offense:** WR Tim McGee (12), WR Art Monk (5), LT Mo Elewonibi (15), LT Joe Jacoby (1), LG/RT Ray Brown (11/3), LG/C/RG Raleigh McKenzie (3/6/6), LG/RG Vernice Smith (2/1) C Jeff Bostic (10), RG Mark Schlereth (8), RT Ed Simmons (13), TE Ron Middleton (16), TE James Jenkins (4), WR Ricky Sanders (11), WR Desmond Howard (5), QB Mark Rypien (10), QB Cary Conklin (2), QB Rich Gannon (4), RB/HB Earnest Byner (2/1), RB Brian Mitchell (4), HB Frank Wycheck (6), RB Reggie Brooks (11).

**Defense:** LE Charles Mann (11), LE/LT/RE Jason Buck (1/1/1), LE Al Noga (4), LT Eric Williams (4), LT/RT Bobby Wilson (8/1), LT Jeff Faulkner (3), RT Tim Johnson (15), RE Shane Collins (5), RE Sterling Palmer (10), LLB Carl Banks (15), LLB/RLB Monte Coleman (1/3), MLB Kurt Gouveia (16), RLB Andre Collins (13), LCB AJ Johnson (3), LCB Tom Carter (11), LCB Alvoid Mays (2), RCB Darrell Green (16), SS Danny Copeland (14), SS Todd Bowles (2), FS Brad Edwards (16).

## 1994

## Won 3, Lost 13

		Head Coach - Norv Turner		
Sept. 4	L	7-28	Seattle	52,930
Sept. 11	W	38-24	at New Orleans	58,049
Sept. 18	L	23-31	at New York Giants	77,298
Sept. 25	L	20-27	Atlanta	53,238
Oct. 2	L	7-34	Dallas	55,394
Oct. 9	L	17-21	at Philadelphia	63,947
Oct. 16	L	16-19	• Arizona	50,019
Oct. 23	W	41-27	at Indianapolis	57,879
Oct. 30	L	29-31	Philadelphia	53,530
Nov. 6	L	22-37	San Francisco	54,335
Nov. 20	L	7-31	at Dallas	64,644
Nov. 27	L	19-21	New York Giants	43,384
Dec. 4	L	21-26	at Tampa Bay	45,121
Dec. 11	L	15-17	at Arizona	53,790
Dec. 18	L	14-17	Tampa Bay	47,315
Dec. 24	W	24-21	at L.A. Rams	25,705

• Overtime

### Redskins Opponents

<b>TOTAL FIRST DOWNS</b>	269	331
Rushing	79	129
Passing	166	182
Penalty	24	20
<b>POSSESSION AVG.</b>	26:55	33:05
<b>TOTAL NET YARDS</b>	4793	5609
Avg. Per Game	299.6	350.6
Total Plays	974	1,080
Avg. Per Play	4.9	5.2
<b>NET YARDS RUSHING</b>	1,415	1,975
Avg. Per Game	88.4	123.4
Total Rushes	407	556
<b>NET YARDS PASSING</b>	3,378	3,634
Avg. Per Game	211.1	227.1
Sacked/Yards Lost	21/146	28/165
Gross Yards	3524	3799
Att./Completions	546/271	496/300
Completion Pct.	49.6	60.5
Had Intercepted	27	17
<b>PUNTS/AVERAGE</b>	82/44.4	87/40.3
<b>NET PUNTING AVG.</b>	82/36.1	87/33.0
<b>PENALTIES/YARDS</b>	88/730	98/839
<b>FUMBLES/BALL LOST</b>	21/13	21/6
<b>TOUCHDOWNS</b>	37	52
Rushing	5	24
Passing	25	22
Returns	7	6

### SCORE BY PERIODS

	1	2	3	4	OT	PTS
REDSKINS	44	137	62	77	0	320
Opponents	95	128	81	105	3	412

### SCORING

	TD	Ru	Pa	Rt	Fat	FG	S	TP
Lohmiller	0	0	0	0	30/32	20/28	0	90
Ellard	6	0	6	0	0/0	0/0	0	36
Howard	5	0	5	0	0/0	0/0	0	32
Ervins	4	3	1	0	0/0	0/0	0	24
Jenkins	4	0	4	0	0/0	0/0	0	24
REDSKINS	37	5	25	7	30/32	20/28	1	320
Opponents	52	24	22	6	47/47	17/28	0	412

2-Pt. Conversions: Howard, Mitchell, Winans  
REDSKINS 3-5, Opponents 1-5

PASSING	Att	Comp	Yds	Cmp%	Yds/Att	TD	TD%	Int	Int%	Long	Sack/Lost	Rating
Shuler	265	120	1658	45.3	6.2	10	3.8	12	4.5	81	12/83	59.6
Friesz	180	105	1266	58.3	7.0	10	5.6	9	5.0	73	6/45	77.7
Frerotte	100	46	600	46.0	6.0	5	5.0	5	5.0	51	3/18	61.3
REDSKINS	546	271	3,534	49.6	6.4	25	4.6	27	4.9	81	21/146	65.0
Opponents	496	300	3,799	60.5	7.6	22	4.4	17	3.4	85	28/165	84.9

RUSHING	No.	Yds	Avg	Long	TD
Ervins	185	650	3.5	49	3
Mitchell	78	311	4.0	33	0
Brooks	100	297	3.0	15	2
REDSKINS	407	1,415	3.5	49	5
Opponents	556	1,975	3.6	38	24

RECEIVING	No.	Yds	Avg	Long	TD
Ellard	74	1,397	18.9	73t	6
Ervins	51	293	5.7	21	1
Howard	40	727	18.2	81t	5
REDSKINS	271	3,524	13.0	81t	25
Opponents	300	3,799	12.7	85t	22

INTERCEPTIONS	No.	Yds	Avg.	Long	TD
A. Collins	4	150	37.5	92	t2
Carter	3	58	19.3	40	0
Bayless	3	38	12.7	19	0
Green	3	32	10.7	27t	1
REDSKINS	17	326	19.2	92t	3
Opponents	27	482	17.9	73t	4

PUNTING	No.	Yds	Avg	Net	TB	In	Lg	Blk
Roby	82	3,639	44.4	36.1	12	21	65	0
Opponents	87	3,506	40.3	33.0	9	27	59	0

PUNT RETURNS	Ret	FC	Yds	Avg	Lg	TD
Mitchell	32	24	452	14.1	78t	2
Opponents	45	11	441	9.8	83t	1

KICKOFF RETURNS	No.	Yds	Avg	Lg	TD
Mitchell	58	1,478	25.5	86	0
REDSKINS	71	1,685	23.7	86	0
Opponents	62	1,389	22.4	96t	1

FIELD GOALS	1-19	20-29	30-39	40-49	50+
Lohmiller	0/0	9/11	5/6	5/8	1/3
Opponents	0/0	7/7	6/9	2/8	2/4

### DEFENSIVE STATISTICS

Player	T	S	A	T/L	PD	FF	FR
A. Collins	171	99	65	7	5	2	1
Stowe	157	80	73	4	0	1	0
Harvey	130	74	47	9	3	4	1

### NOTABLES

Record (Finish): 3-13 (5th NFC East)

**National Honors:** P Reggie Roby: First Team AP, Pro Bowl; KR Brian Mitchell: Second Team AP; LB Ken Harvey: Second Team AP, Pro Bowl.

**Starters:** Offense: WR Desmond Howard (15), LT Jim Lachey (13), LG/LT Ray Brown (14/2), C/RG/LG Raleigh McKenzie (4/10/2), RG Mark Schlereth (4), RT Ed Simmons (16), TE Ethan Horton (15), TE James Jenkins (3), QB John sFriesz (4), QB Heath Shuler (8), QB Gus Frerotte (4), RB Reggie Brooks (5), RB Ricky Ervins (10), RB/FB Brian Mitchell (1/6), FB Cedric Smith (8), FB Frank Wycheck (1).  
**Defense:** LE Tony Woods (15), LT Bobby Wilson (9), LT/RT Lamar Mills (1/3), LT Leonard Marshall (3), LT Marc Boutte (3), RE Sterling Palmer (16), LLB Ken Harvey (16), MLB Tyrone Stowe (15), MLB Kurt Gouveia (1), RLB Andre Collins (16), LCB Tom Carter (16), RCB Darrell Green (16), SS Martin Bayless (15), Keith Taylor (1), FS Darryl Morrison (16).



1995

Won 6, Lost 10

		Head Coach - Norv Turner		
Sept. 3	W	27-7	Arizona	52,731
Sept. 10	L	8-20	Oakland	54,548
Sept. 17	L	31-38	@ Denver	71,930
Sept. 24	L	6-14	@ Tampa Bay	49,234
Oct. 1	W	27-23	Dallas	55,489
Oct. 8	L	34-37	• @ Philadelphia	65,498
Oct. 15	L	20-24	@ Arizona	42,370
Oct. 22	W	36-30	• Detroit	52,332
Oct. 29	L	15-24	NY Giants	53,310
Nov. 5	L	3-24	@ Kansas City	77,821
Nov. 19	L	20-27	Seattle	51,298
Nov. 26	L	7-14	Philadelphia	50,539
Dec. 3	W	24-17	@ Dallas	64,866
Dec. 10	L	13-20	@ NY Giants	48,247
Dec. 17	W	35-23	@ St. Louis	63,760
Dec. 24	W	20-17	Carolina	42,903
• Overtime				

Redskins Opponents

TOTAL FIRST DOWNS	297	323
Rushing	105	127
Passing	169	182
Penalty	23	14

POSSESSION AVG.	28:42	31:18
TOTAL NET YARDS	5,184	5,400

Avg. Per Game	324.0	337.5
Total Plays	1,026	1,059
Avg. Per Play	5.1	5.1

NET YARDS RUSHING	1,956	2,132
Avg. Per Game	122.3	133.3
Total Rushes	469	483

NET YARDS PASSING	3,228	3,268
Avg. Per Game	201.8	204.3
Sacked/Yards Lost	36/268	30/135
Gross Yards	3,496	3,403

Att./Completions	521/265	546/338
Completion Pct.	50.9	61.9
Had Intercepted	20	16

PUNTS/AVERAGE	74/42.4	72/41.4
---------------	---------	---------

NET PUNTING AVG.	74/37.7	72/35.1
------------------	---------	---------

PENALTIES/YARDS	78/563	100/780
-----------------	--------	---------

FUMBLES/LOST	24/10	31/18
--------------	-------	-------

TOUCHDOWNS	35	42
------------	----	----

Rushing	15	18
---------	----	----

Passing	16	20
---------	----	----

Returns	4	4
---------	---	---

SCORE BY PERIODS	1	2	3	4	OT	PTS
------------------	---	---	---	---	----	-----

REDSKINS	59	90	85	86	6	326
----------	----	----	----	----	---	-----

Opponents	65	126	48	117	3	359
-----------	----	-----	----	-----	---	-----

SCORING	TD-Ru	Pa-Rt	Pat	FG	S	TP
---------	-------	-------	-----	----	---	----

Murray	0	0	0	33/33	27/36	0	114
--------	---	---	---	-------	-------	---	-----

Allen	11	10	1	0/0	0/0	0	66
-------	----	----	---	-----	-----	---	----

Redskins	35	15	16	4	33/33	27/36	1	326
----------	----	----	----	---	-------	-------	---	-----

Opponents	42	18	20	4	39/40	22/27	0	359
-----------	----	----	----	---	-------	-------	---	-----

RUSHING	No.	Yds	Avg	Long	TD
---------	-----	-----	-----	------	----

Allen	338	1,309	3.9	28	10
-------	-----	-------	-----	----	----

Mitchell	46	301	6.5	36t	1
----------	----	-----	-----	-----	---

Redskins	469	1,956	4.2	58t	15
----------	-----	-------	-----	-----	----

Opponents	483	2,132	4.4	55t	18
-----------	-----	-------	-----	-----	----

RECEIVING	No.	Yds	Avg	Long	TD
-----------	-----	-----	-----	------	----

Ellard	56	1,005	17.9	59	5
--------	----	-------	------	----	---

Mitchell	38	324	8.5	22t	1
----------	----	-----	-----	-----	---

Westbrook	34	522	15.4	45	1
-----------	----	-----	------	----	---

Redskins	265	3,496	13.2	73t	16
----------	-----	-------	------	-----	----

Opponents	338	3,403	10.1	59t	20
-----------	-----	-------	------	-----	----

PASSING	Att	Comp	Yds	Cmp%	Yds/Att	TD	TD%	Int	Int%	Long	Sack/Lost	Rating
---------	-----	------	-----	------	---------	----	-----	-----	------	------	-----------	--------

Frerotte	396	199	2,751	50.3	6.9	13	3.3	13	3.3	73	23/192	70.2
----------	-----	-----	-------	------	-----	----	-----	----	-----	----	--------	------

Shuler	125	66	745	52.8	5.9	3	2.4	7	5.6	44	13/76	55.6
--------	-----	----	-----	------	-----	---	-----	---	-----	----	-------	------

REDSKINS	521	265	3,496	50.9	6.7	16	3.1	20	3.8	73	36/268	66.7
----------	-----	-----	-------	------	-----	----	-----	----	-----	----	--------	------

Opponents	546	338	3,403	61.9	6.2	20	3.7	16	2.9	59	30/135	79.6
-----------	-----	-----	-------	------	-----	----	-----	----	-----	----	--------	------

INTERCEPTIONS	No.	Yds	Avg.	Long	TD
Carter	4	116	29.0	51t	1
Green	3	42	14.0	22	1
Richard	3	24	8.0	24	0
REDSKINS	16	250	15.6	51t	2
Opponents	20	338	16.9	75t	3

PUNTING	No.	Yds	Avg	Net	TB	In	Lg	Blk
Turk	74	3,140	42.4	37.7	9	29	60	0
Opponents	72	2,984	41.4	35.1	7	25	60	1

PUNT RETURNS	Ret	FC	Yds	Avg	Lg	TD
Mitchell	25	15	315	12.6	59t	1
Redskins	26	15	315	12.1	59t	1
Opponents	26	13	173	6.7	35	0

KICKOFF RETURNS	No.	Yds	Avg	Lg	TD
Mitchell	55	1,408	25.6	59	0
Redskins	69	1,646	23.9	59	0
Opponents	70	1,434	20.5	91t	1

FIELD GOALS	1-19	20-29	30-39	40-49	50+
Murray	1/1	9/9	10/13	6/11	1/2
Redskins	1/1	9/9	10/13	6/11	1/2
Opponents	1/1	5/5	10/10	6/7	0/4

DEFENSIVE STATISTICS

Player	T	S	A	T/L	PD	FF	FR	FR
Patton	103	54	4	161	2	4	1	
Stephens	77	75	4	153	4	2	1	
Harvey	78	38	16	132	5	3	2	

NOTABLE

Record (Finish): 6-10 (3rd NFC East)

National Honors: KR Brian Mitchell: Pro Bowl, First Team AP, College & Pro Football Weekly, PFWA, Second Team Football Digest, The Sporting News, USA Today, Second Team Football News; LB Ken Harvey: Pro Bowl, First Team Sports Illustrated, USA Today, Second Team AP, Football Digest, Football News, UPI All-NFC; RB Terry Allen: Second Team UPI All-NFC

Starters: Offense: WR Michael Westbrook (9), WR Leslie Shepherd (4), WR Olanda Truitt (2), LT Jim Lachey (3), LT Joe Patton (13), LG Ray Brown (16), C John Gesek (12), C Vernice Smith (2), C Cory Raymer (2), RG Tré Johnson (9), G John Gesek (4), G Vernice Smith (3), RT Ed Simmons (16), TE Scott Galbraith (16), TE James Jenkins (4), TE Jamie Asher (2), TE Coleman Bell (1), WR Henry Ellard (15), WR Tydus Winans (1), QB Gus Frerotte (11), QB Heath Shuler (5), RB Terry Allen (16), FB Marc Logan (10), FB Brian Mitchell (1).

Defense: LE Tony Woods (16), LT Marc Boutte (16), RT William Gaines (11), RT Tim Johnson (5), RE Sterling Palmer (13), RE Rich Owens (3), LLB Ken Harvey (16), MLB Rod Stephens (16), RLB Marcus Patton (16), LCB Tom Carter (16), RCB Darrell Green (16), SS James Washington (12), SS Keith Taylor (4), FS Stanley Richard (16).

## 1996

## Won 9, Lost 7

		Head Coach - Norv Turner	
Sept. 1	L	14-17	Philadelphia 53,415
Sept. 8	W	10-3	Chicago 52,711
Sept. 15	W	31-10	at New York Giants 71,693
Sept. 22	W	17-10	at St. Louis 62,303
Sept. 29	W	31-16	New York Jets 52,068
Oct. 13	W	27-22	at New England 59,638
Oct. 20	W	31-21	New York Giants 52,638
Oct. 27	W	31-16	Indianapolis 54,254
Nov. 3	L	13-38	at Buffalo 78,002
Nov. 10	L	34-37	• Arizona 51,929
Nov. 17	W	26-21	at Philadelphia 66,834
Nov. 24	L	16-19	• San Francisco 54,235
Nov. 28	L	10-21	at Dallas 64,955
Dec. 8	L	10-24	at Tampa Bay 44,733
Dec. 15	L	26-27	at Arizona 34,260
Dec. 22	W	37-10	Dallas 65,454

• Overtime

		Redskins Opponents	
<b>TOTAL FIRST DOWNS</b>		307	358
Rushing		106	146
Passing		174	191
Penalty		27	21
<b>POSSESSION AVG.</b>		27:32	32:28
<b>TOTAL NET YARDS</b>		5,229	5,723
Avg. Per Game		326.8	357.7
Total Plays		960	1,114
Avg. Per Play		5.4	5.1
<b>NET YARDS RUSHING</b>		1,910	2,275
Avg. Per Game		119.4	142.2
Total Rushes		467	520
<b>NET YARDS PASSING</b>		3,319	3,655
Avg. Per Game		207.4	215.5
Sacked/Yards Lost		22/134	34/207
Gross Yards		3,453	3,655
Att./Completions		471/270	560/325
Completion Pct.		57.3	58.0
Had Intercepted		11	21
<b>PUNTS/AVERAGE</b>		77/45.1	68/44.0
NET PUNTING AVG.		77/38.9	68/38.4
<b>PENALTIES/YARDS</b>		95/740	102/867
<b>FUMBLES/BALL LOST</b>		21/7	27/9
<b>TOUCHDOWNS</b>		41	33
Rushing		27	20
Passing		12	20
Returns		2	1

SCORE BY PERIODS	1	2	3	4	OT	PTS
REDSKINS	56	123	97	88	0	364
Opponents	39	110	68	89	6	312

SCORING	TD-Ru-Pa-Rt	Fat	FG	S	TP
Allen	21 21 0 0	0/0	0/0	0	0 126
Blanton	0 0 0 0	40/40	26/32	0	0 118
Shepherd	5 2 3 0	0/0	0/0	0	0 30
Asher	4 0 4 0	0/0	0/0	0	0 24
REDSKINS	41 27 12 2	40/40	26/32	0	0 364
Opponents	33 20 12 1	31/31	27/38	0	0 312

2-Pt. Conversions: None

REDSKINS 0-1, Opponents 1-2.

RUSHING	No.	Yds	Avg	Long	TD
Allen	347	1,353	3.9	49t	21
Mitchell	39	193	4.9	32	0
Davis	23	139	6.0	39t	2
REDSKINS	467	1,910	4.1	49t	27
Opponents	520	2,275	4.4	57	20

PASSING	Att	Comp	Yds	Cmp%	Yds/Att	TD	TD%	Int	Int%	Long	Sack/Lost	Rating
Ferrotte	470	270	3,453	57.4	7.3	12	2.6	11	2.3	52	22/134	79.3
REDSKINS	471	270	3,453	57.3	7.3	12	2.5	11	2.3	52	22/134	79.2
Opponents	560	235	3,655	58.0	6.5	12	2.1	21	3.8	64	34/207	69.2

RECEIVING	No.	Yds	Avg	Long	TD
Ellard	52	1,014	19.5	51	2
Asher	42	481	11.5	34	4
Westbrook	34	505	14.9	45	1
REDSKINS	270	3,453	12.8	52t	12
Opponents	325	3,655	11.2	64t	12

INTERCEPTIONS	No.	Yds	Avg.	Long	TD
Carter	5	24	4.8	24	0
Green	3	84	28.0	68t	1
Richard	3	47	15.7	42	0
REDSKINS	21	214	10.2	68t	1
Opponents	11	154	14.0	40t	0

PUNTING	No.	Yds	Avg	Net	TB	In	Lg	Blk
Turk	75	3,386	45.1	39.2	11	25	63	0
REDSKINS	77	3,470	45.1	38.9	12	25	63	0
Opponents	68	2,990	44.0	36.4	13	15	72	0

PUNT RETURNS	Ret	FC	Yds	Avg	Lg	TD
Mitchell	23	16	258	11.2	71	0
Opponents	35	5	235	6.7	28	0

KICKOFF RETURNS	No.	Yds	Avg	Lg	TD
Mitchell	2/2	13/13	7/7	50	0
REDSKINS	65	1,401	21.6	50	0
Opponents	76	1,610	21.2	63	0

FIELD GOALS	1-19	20-29	30-39	40-49	50+
Blanton	2/2	13/13	7/7	2/7	2/3
Opponents	3/3	9/9	10/14	4/10	1/2

### DEFENSIVE STATISTICS

Player	T	S	A	T/L	PD	FF	FR
M. Patton	181	99	76	6	6	2	1
Stevens	167	87	71	9	6	0	1
Harvey	123	75	39	9	2	1	2

**SACKS:** Owens 11, Harvey 9, Nottage 5, Gilbert 3, Patton 2, Stevens 1, Woods 1, Palmer 1, Walker 1  
**REDSKINS 34 Opponents 22**

### NOTABLES

Record (Finish): 9-7 (3rd NFC East)

**National Honors:** RB Terry Allen: Pro Bowl, UPI All NFC, AP All-Pro; G Bob Dahl: UPI All-NFC; QB Gus Ferrotte: Pro Bowl; CB Darrell Green: Pro Bowl; LB Ken Harvey: Pro Bowl, UPI All-NFC; P Matt Turk: Pro Bowl, AP All-Pro, College & Pro Football Newsweekly, Football Digest All-Pro, Football News All-NFC, UPI All-NFC.

**Starters: Offense:** WR Henry Ellard (16), LT/LG/RG Joe Patton (15/1/1); LT Shar Pourdanesh (3); LG Tré Johnson (15); C Jeff Uhlenhuth (11); C Cory Raymer (5); RG Bob Dahl (15); TE Jamie Asher (12); TE Scott Galbraith (6); TE James Jenkins (6); WR Leslie Shepherd (6); WR Michael Westbrook (6); WR Bill Brooks (2); QB Gus Ferrotte (16); RB Terry Allen (16); FB Marc Logan (9); FB Brian Mitchell (1).

**Defense:** LE Tony Woods (7); LE Sterling Palmer (6); LE Dexter Nottage (3); LT Marc Boutte (10); LT William Gaines (6); RT Sean Gilbert (16); RE Rich Owens (16); LLB Ken Harvey (16); MLB Rod Stephens (15); MLB Patrise Alexander (1); RLB Marcus Patton (16); LCB Tom Carter (16); RCB Darrell Green (16); SS/FS Darryl Morrison (11/1); Brian Walker (4); Darryl Pounds (1); FS Stanley Richard (15).

**1997 Won 8, Lost 7, Tied 1**

Head Coach - Norv Turner		
Aug. 31	W 24-10	at Carolina 72,633
Sept. 7	L 13-14	at Pittsburgh 58,059
Sept. 14	W 19-13	• Arizona 78,270
Sept. 28	W 24-13	Jacksonville 74,421
Oct. 5	L 10-24	at Philadelphia 67,008
Oct. 13	W 21-16	Dallas 76,159
Oct. 19	L 14-28	at Tennessee 31,042
Oct. 26	L 17-20	Baltimore 75,067
Nov. 2	W 31-8	at Chicago 53,032
Nov. 9	W 30-7	Detroit 75,261
Nov. 16	L 14-17	at Dallas 75,261
Nov. 23	T 7-7	• NY Giants 75,703
Nov. 30	L 20-23	St. Louis 74,772
Dec. 7	W 38-28	at Arizona 41,537
Dec. 13	L 10-30	at NY Giants 77,571
Dec. 21	W 35-32	Philadelphia 75,939
• Overtime		

	<b>Redskins</b>	<b>Opponents</b>
<b>TOTAL FIRST DOWNS</b>	300	292
Rushing	86	129
Passing	192	149
Penalty	22	14

<b>POSSESSION AVG.</b>	29:27	30:33
<b>TOTAL NET YARDS</b>	4,998	5,030
Avg. Per Game	312/4	314.4
Total Plays	1,033	1,058
Avg. Per Play	4.8	4.8

<b>NET YARDS RUSHING</b>	1,615	2,212
Avg. Per Game	100.9	138.8
Total Rushes	453	508

<b>NET YARDS PASSING</b>	3,383	2,818
Avg. Per Game	211.4	176.1
Sacked/Yards Lost	33/198	37/280

Gross Yards	3,581	3,098
Att./Completions	547/282	513/267
Completion Pct.	51.7	52.0
Had Intercepted	20	16

<b>PUNTS/AVERAGE</b>	85/44.6	95/42.5
<b>NET PUNTING AVG.</b>	85/39.2	95/35.3

<b>PENALTIES/YARDS</b>	78/639	96/849
<b>FUMBLES/LOST</b>	21/7	36/14

<b>TOUCHDOWNS</b>	40	32
Rushing	12	15
Passing	22	14
Returns	6	3

<b>SCORE BY PERIODS</b>	<b>1</b>	<b>2</b>	<b>3</b>	<b>4</b>	<b>OT</b>	<b>PTS</b>
REDSKINS	62	101	80	78	6	327
Opponents	64	74	53	98	0	289

<b>SCORING</b>	<b>TD-Ru</b>	<b>Pa-Rt</b>	<b>Pat</b>	<b>FG</b>	<b>\$</b>	<b>TP</b>		
Blanton	0	0	0	34/34	16/24	0	82	
Allen	5	4	1	0/0	0/0	0	30	
Shepherd	5	0	5	0/0	0/0	0	30	
Redskins	40	12	22	6	39/39	16/24	0	327
Opponents	32	15	14	3	28/28	21/25	0	289

<b>RUSHING</b>	<b>No.</b>	<b>Yds</b>	<b>Avg</b>	<b>Long</b>	<b>TD</b>
Allen	210	724	3.4	34	4
Davis	141	567	4.0	18	3
Mitchell	23	107	4.7	26	1
Redskins	453	1,615	3.6	34	12
Opponents	508	2,212	4.4	51t	15

<b>PASSING</b>	<b>Att</b>	<b>Comp</b>	<b>Yds</b>	<b>Cmp%</b>	<b>Yds/Att</b>	<b>TD</b>
Ferrotte	402	204	2,682	50.7	6.6	17
Hostetler	144	79	899	54.9	6.2	5
REDSKINS	547	283	3,581	51.7	6.5	22
Opponents	513	267	3,098	52.0	6.0	14

<b>RECEIVING</b>	<b>No.</b>	<b>Yds</b>	<b>Avg</b>	<b>Long</b>	<b>TD</b>
Asher	49	474	9.7	24	1
Mitchell	36	438	12.2	69	1
Westbrook	34	559	16.4	40t	3
Bowie	34	388	11.4	39t	2
Redskins	283	3,581	12.7	69	22
Opponents	267	3,098	11.6	52	14

<b>INTERCEPTIONS</b>	<b>No.</b>	<b>Yds</b>	<b>Avg.</b>	<b>Long</b>	<b>TD</b>
Dishman	4	47	11.8	29t	1
Richard	4	28	7.0	23	0
REDSKINS	16	222	13.9	83t	3
Opponents	22	262	11.9	35t	1

<b>PUNTING</b>	<b>No.</b>	<b>Yds</b>	<b>Avg</b>	<b>Net</b>	<b>TB</b>	<b>In</b>	<b>Lg</b>	<b>Blk</b>
Turk	84	3,788	45.1	39.2	11	32	62	1
Opponents	95	4,038	42.5	35.3	12	33	59	0

<b>PUNT RETURNS</b>	<b>Ret</b>	<b>FC</b>	<b>Yds</b>	<b>Avg</b>	<b>Lg</b>	<b>TD</b>
Mitchell	38	23	442	11.6	63t	1
Opponents	33	18	237	7.2	37	0

<b>KICKOFF RETURNS</b>	<b>No.</b>	<b>Yds</b>	<b>Avg</b>	<b>Lg</b>	<b>TD</b>
Mitchell	47	1,094	23.3	97t	1
Redskins	59	1,283	21.7	97t	1
Opponents	67	1,515	22.6	57	0

<b>FIELD GOALS</b>	<b>1-19</b>	<b>20-29</b>	<b>30-39</b>	<b>40-49</b>	<b>50+</b>
Blanton	2/2	4/4	5/6	4/8	1/4
Opponents	1/1	6/6	7/8	6/8	1/2

<b>DEFENSIVE STATISTICS</b>							
Player	<b>T</b>	<b>S</b>	<b>A</b>	<b>T/L</b>	<b>PD</b>	<b>FF</b>	<b>FR</b>
Richard	181	125	55	1	12	0	1
Patton	175	129	43	3	4	4	1
Campbell	162	110	47	5	11	1	1

**SACKS:** Harvey 9.5, M Patton 4, Mims 4, Jones 4, Owens 3.5, Duff 2, Smith 2, Boutte 2, Boutte 2, Pounds 2, Zorich 1, Dishman 1, Lang 1, Team 1. REDSKINS 37 Opponents 33

**NOTABLE**  
Record (Finish): 8-7-1 (2nd NFC East)

**National Honors:** CB Cris Dishman: Pro Bowl; CB Darrell Green: Pro Bowl, College & Pro Football Weekly All-Pro; LB Ken Harvey: Pro Bowl; P Matt Turk: Pro Bowl, Sports Illustrated All-Pro, Pro Football Weekly All-NFC, The Sporting News All-Pro, Football Weekly All-NFC, Football Digest All-NFL Second Team, USA Today All-Pro; LB Derek M. Smith: Football News All-Rookie.

**Starters: Offense:** WR Michael Westbrook (9), WR Albert Connell (1), LT/RT Shar Pourdanesh (10/4), LT/LGJoe Patton (6/10), LG/RG Tré Johnson (6/5), C Jeff Uhlenhake (13), C Cory Rayment (3), RG Bob Dahl (8), RG Brad Badger (1), RT Ed Simmons (12), TE Jamie Asher (13), TE James Jenkins (5), TE Darryl Ashmore (2), WR Leslie Shepherd (9), WR Henry Ellard (11), QB Gus Frerotte (13), QB Jeff Hostetler (3), RB Terry Allen (14), RB Stephen Davis (6) FB Larry Bowie (12), FB Marc Logan (1), FB Brian Mitchell (1).

**Defense:** LE Kenard Lang (11), LE Jamal Duff (5), LT Chris Mims (7), LT Ryan Kuehl (5), LT/RT William Gaines (4/2), RT Marc Boutte (14), RE Rich Owens (15), RE Kelvin Kinney (1), LLB Ken Harvey (14), LLB Greg Jones (3), MLB Marcus Patton (16), RLB Derrek Smith (16), LCB Cris Dishman (15), RCB Darrell Green (16), SS Jesse Campbell (16), FS Stanley Richard (16).

<b>PASSING</b>	<b>Att</b>	<b>Comp</b>	<b>Yds</b>	<b>Cmp%</b>	<b>Yds/Att</b>	<b>TD</b>	<b>TD%</b>	<b>Int</b>	<b>Int%</b>	<b>Long</b>	<b>Sack/Lost</b>	<b>Rating</b>
Ferrotte	402	204	2,682	50.7	6.6	17	4.2	12	3.0	52	23/146	73.8
Hostetler	144	79	899	54.9	6.2	5	3.5	10	6.9	69	10/52	56.5
REDSKINS	547	283	3,581	51.7	6.5	22	4.0	22	4.0	69	33/198	69.1
Opponents	513	267	3,098	52.0	6.0	14	2.7	16	3.1	52	37/280	66.7

## 1998

## Won 6, Lost 10

		Head Coach - Norv Turner		
Sept. 6	L	24-31	at NY Giants	76,629
Sept. 14	L	10-45	San Francisco	76,798
Sept. 20	L	14-24	at Seattle	63,336
Sept. 27	L	16-38	Denver	71,880
Oct. 4	L	10-31	Dallas	72,284
Oct. 11	L	12-17	at Philadelphia	66,183
Oct. 18	L	7-41	at Minnesota	64,004
Nov. 1	W	21-14	NY Giants	67,976
Nov. 8	L	27-29	at Arizona	43,159
Nov. 15	W	28-3	Philadelphia	67,704
Nov. 22	L	42-45	Arizona	66,435
Nov. 29	W	29-19	at Oakland	41,409
Dec. 6	W	24-20	San Diego	65,713
Dec. 13	W	28-25	at Carolina	46,940
Dec. 19	W	20-16	Tampa Bay	66,309
Dec. 27	L	7-23	at Dallas	63,565

	Redskins	Opponents
<b>TOTAL FIRST DOWNS</b>	295	303
Rushing	84	127
Passing	186	152
Penalty	25	24
3rd Down: Made/Att	68/215	88/231
3rd Down: Pct.	31.6	38.1
4th Down: Made/Att	5/15	6/15
4th Down: Pct	33.3	40.0
<b>POSSESSION AVG.</b>	28:34	31:26
<b>TOTAL NET YARDS</b>	5,010	5,354
Avg. Per Game	313.1	334.6
Total Plays	1,027	1,057
Avg. Per Play	4.9	5.1
<b>NET YARDS RUSHING</b>	1,685	2,436
Avg. Per Game	105.3	152.3
Total Rushes	401	531
<b>NET YARDS PASSING</b>	3,325	2,918
Avg. Per Game	207.8	182.4
Sacked/Yards Lost	61/399	33/194
Gross Yards	3,724	3,112
Att./Completions	565/304	493/281
Completion Pct.	53.8	57.0
Had Intercepted	14	13
<b>POINTS/AVERAGE</b>	97/43.5	92/43.1
<b>NET PUNTING AVERAGE</b>	97/38.9	92/35.2
<b>PENALTIES/YARDS</b>	112/975	95/824
<b>FUMBLES/BALL LOST</b>	27/15	17/8
<b>TOUCHDOWNS</b>	40	50
Rushing	15	24
Passing	24	24
Returns	1	5

<b>SCORE BY PERIODS</b>	1	2	3	4	OT	PTS
Redskins	94	80	57	88	0	319
Opponents	92	133	93	103	0	421

<b>SCORING</b>	TD-Ru-Pa-Rt	Pat	FG	S	TP
Blanchard	0 0 0 0	30/31	11/17	0	63
Shepherd	9 1 8 0	1	0	0	56
Hicks	8 8 0 0	0	0	0	48
Westbrook	6 0 6 0	0	0	0	36
Redskins	40 15 24 1	36/37	13/23	1	319
Opponents	50 24 21 5	46/46	23/28	1	421

<b>RUSHING</b>	No.	Yds	Avg	Long	TD
Allen	148	700	4.7	45	2
Hicks	122	433	3.5	28	8
Redskins	401	1,685	4.2	45	15
Opponents	531	2,436	4.6	55	24

<b>PASSING</b>	Att	Comp	Yds	Cmp%	Yds/Att	TD	TD%	Int	Int%	Long	Sack/Lost	Rating
T. Green	509	278	3,441	54.6	6.76	23	4.5	11	2.2	75	49/338	81.8
Frerotte	54	25	382	46.3	5.24	1	1.9	3	5.6	22	12/61	45.5
Redskins	565	304	3,724	53.8	6.59	24	4.2	14	2.5	75	61/399	78.2
Opponents	493	281	3,112	57.0	6.31	21	4.3	13	2.6	63	33/194	79.1

<b>RECEIVING</b>	No.	Yds	Avg	Long	TD
Westbrook	44	736	16.7	75t	6
Mitchell	44	306	7.0	24	0
Shepherd	43	712	16.6	43t	8
S. Alexander	37	383	10.4	33	4
Redskins	304	3,724	122.3	75t	24
Opponents	281	3,112	11.1	63	21

<b>INTERCEPTIONS</b>	No.	Yds	Avg	Long	TD
L. Evans	3	77	25.7	54	0
D. Green	3	36	12.0	36	0
Redskins	13	190	14.6	54	0
Opponents	14	169	12.1	55t	2

<b>PUNTING</b>	No.	Yds	Avg	Net	TB	In	Lg	Blk
Turk	93	4,103	44.1	39.0	9	33	69	1
Redskins	97	4,216	43.5	38.9	9	34	69	1
Opponents	92	3,966	43.1	35.2	11	20	64	0

<b>PUNT RETURNS</b>	Ret	FC	Yds	Avg	Lg	TD
Mitchell	44	18	506	11.5	47	0
Opponents	32	16	261	8.2	40	0

<b>KICKOFF RETURNS</b>	No.	Yds	Avg	Lg	TD
Mitchell	59	1,337	22.7	101t	1
Redskins	70	1,512	21.6	101t	1
Opponents	61	1,569	25.7	90t	2

<b>FIELD GOALS</b>	1-19	20-29	30-39	40-49	50+
Blanchard	0/0	2/2	6/8	2/5	1/2
Redskins	0/0	2/2	7/10	3/9	1/2
Opponents	1/1	10/11	5/6	7/9	0/1

### DEFENSIVE STATISTICS

Player	T	S	A	T/L	PD	FF	FR
Patton	192	134	55	3	6	1	1
Smith	157	103	49	5	3	1	1
Evans	114	74	37	3	6	0	1

**SACKS:** Wilkinson 7.5, Lang 7.0, Patton 3.0, Duff 3.0, Kalu 3.0, Boutte 2.0, Harvey 2.0, Stubblefield 1.5, G. Jones 1.0, Kinney 1.0, D. Smith 1.0, L. Evans 1.0 REDSKINS 33.0 Opponent 61.0

### NOTABLE

Record (Finish): 6-10 (4th NFC East)

**National Honors:** P Matt Turk: Pro Bowl, AP Second Team, Sports Illustrated All-Pro, Pro Football Weekly All-NFC, Football News All-NFC, Football Digest All-NFL Second Team.

**Starters: Offense:** WR Michael Westbrook (10), WR Albert Connell (5), LT/LG/RG Brad Badger (10/5/1) LT/RT Shar Pourdaneh (1/14), LG Tré Johnson (10), C Cory Raymer (16), RG/RT/LG Joe Patton (4/5/1), RG Rod Milstead (11), RT/LT Shar Pourdaneh (14/1), RT Troy Drake (20), TE Jamie Asher (7), TE Stephen Alexander (5) TE James Jenkins (4), WR Leslie Shepherd (16), QB Trent Green (14), QB Gus Frerotte (2), RB Terry Allen (9), RB Skip Hicks (5), FB/RB Stephen Davis (11/1) FB Larry Bowie (4), FB Mike Sellers (1).

**Defense:** LE Kenard Lang (16), LT Dan Wilkinson (16), RT Dana Stubblefield (7), RT Doug Brown (8), RT Marc Boutte (1), RE Kelvin Kinney (12), RE Jamal Duff (3), Ndukwé Kalu (1), LLB Ken Harvey (9), LLB Greg Jones (5), LLB Shawn Barber (1), MLB Marcovus Patton (16), RLB Derek Smith (16), LCB Cris Dishman (16), RCB Darrell Green (16), SS Jesse Campbell (3), SS/FS Leomont Evans (12/1), SS/FS Stanley Richard (14/1), FS Darryl Pounds (2).

1999

Won 10, Lost 6

Head Coach - Norv Turner			
Sept. 12	L	35-41	Dallas 79,237
Sept. 19	W	50-21	at New York Giants 77,622
Sept. 26	W	27-20	at New York Jets 78,161
Oct. 3	W	38-36	Carolina 76,831
Oct. 17	W	24-10	at Arizona 55,893
Oct. 24	L	20-38	at Dallas 64,377
Oct. 31	W	48-22	Chicago 77,621
Nov. 7	L	17-34	Buffalo 78,721
Nov. 14	L	28-35	at Philadelphia 66,591
Nov. 21	W	23-13	New York Giants 78,641
Nov. 28	W	20-17	Philadelphia 74,741
Dec. 5	L	17-33	at Detroit 77,693
Dec. 12	W	28-3	Arizona 75,851
Dec. 19	L	21-24	at Indianapolis 57,013
Dec. 26	W	26-20	at San Francisco 68,329
Jan. 2	W	21-10	Miami 78,106

Playoffs

Jan. 8	W	27-13	Detroit 79,411
Jan. 15	L	13-14	at Tampa Bay 65,835

Redskins Opponents

TOTAL FIRST DOWNS		Redskins	Opponents
Rushing		338	322
Passing		121	107
Penalty		183	193
		34	22
3rd Down: Made/Att		77/203	91/232
3rd Down Pct.		37.9	39.2
4th Down: Made/Att		9/18	11/21
4th Down Pct.		50.0	52.4

POSSESSION AVG.

Redskins	29:33	30:27
----------	-------	-------

TOTAL NET YARDS

Redskins	5965	5705
----------	------	------

Avg. Per Game

Redskins	372.8	356.6
----------	-------	-------

Avg. Per Play

Redskins	5.8	5.3
----------	-----	-----

NET YARDS RUSHING

Redskins	2039	1973
----------	------	------

Avg. Per Game

Redskins	127.4	123.3
----------	-------	-------

Avg. Per Attempt

Redskins	4.4	4.5
----------	-----	-----

Total Rushes

Redskins	463	439
----------	-----	-----

NET YARDS PASSING

Redskins	3926	3732
----------	------	------

Avg. Per Game

Redskins	245.4	233.3
----------	-------	-------

Avg. Per Play

Redskins	6.91	5.93
----------	------	------

Sacked/Yards Lost

Redskins	31/186	40/221
----------	--------	--------

Gross Yards

Redskins	4112	3953
----------	------	------

Att./Completions

Redskins	537/324	589/328
----------	---------	---------

Completion Pct.

Redskins	60.3	55.7
----------	------	------

Had Intercepted

Redskins	14	24
----------	----	----

PUNTS/AVERAGE

Redskins	71/41.2	74/42.7
----------	---------	---------

PENALTIES/YARDS

Redskins	104/808	102/1137
----------	---------	----------

FUMBLES/BALL LOST

Redskins	31/11	22/13
----------	-------	-------

TOUCHDOWNS

Redskins	54	43
----------	----	----

Rushing

Redskins	23	16
----------	----	----

Passing

Redskins	26	23
----------	----	----

Misc

Redskins	5	4
----------	---	---

SCORE BY PERIODS

	1	2	3	4	OT	PTS
Redskins	82	162	100	90	9	443
Opponents	78	89	63	141	6	377

SCORING

	TD-Ru	Pa-Rt	Pat	FG	S	TP		
Conway	0	0	0	49/50	22/32	0	115	
Davis	17	17	0	0	0	0	104	
Westbrook	9	0	9	0	0	0	56	
Redskins	54	23	26	4	49/50	22/32	0	443
Opponents	43	16	23	4	38/38	25/30	0	377

RUSHING

	No.	Yds	Avg	Long	TD
Davis	290	1405	4.8	76t	17
Hicks	78	257	3.3	24	3
Redskins	463	2,039	4.4	76	23
Opponents	439	1,973	4.5	60	16

PASSING

	Att	Comp	Yds	Cmp%	Yds/Att	TD	TD%	Int	Int%	Long	Sack/Lost	Rating
B. Johnson	519	316	4005	60.9	7.72	24	4.6	13	2.5	65	29/177	90.0
Peete	17	8	107	47.1	6.29	2	11.8	1	5.9	30	2/9	82.2
Conway	1	0	0	0.0	0.00	0	0.0	0	0.0	0	0/0	39.6
Redskins	537	324	4,112	60.3	7.66	26	4.8	14	2.6	65	31/186	89.5
Opponents	589	328	3,953	55.7	6.71	23	3.9	24	4.1	76	40/221	72.5

RECEIVING	No.	Yds	Avg	Long	TD
Centers	69	544	7.9	33t	3
Westbrook	65	1191	18.3	65t	9
Connell	62	1132	18.3	62t	7
Mitchell	31	305	9.8	36	0
Redskins	24	375	15.6	88t	3
Opponents	0	0	-	0	0

INTERCEPTIONS	No.	Yds	Avg.	Long	TD
Stevens	6	61	10.2	25	0
Bailey	5	5.5	11.0	59t	1
Redskins	24	375	15.6	88	3
Opponents	14	129	9.2	29	2

PUNTING	No.	Yds	Avg	Net	TB	In	Lg	Blk
Turk	62	41.4	35.6	10	16	57	0	0
Redskins	62	41.4	35.6	10	16	57	0	0
Opponents	4	46.0	43.3	0	2	51	0	0

PUNT RETURNS	Ret	FC	Yds	Avg	Lg	TD
Mitchell	40	14	332	8.3	33	0
Opponents	3	1	5	1.7	9	0

KICKOFF RETURNS	No.	Yds	Avg	Lg	TD
Mitchell	43	893	20.8	45	0
Redskins	63	1,290	20.5	95t	1
Opponents	3	73	24.3	25	0

FIELD GOALS	1-19	20-29	30-39	40-49	50+
Conway	0/0	7/9	6/7	6/7	3/9
Redskins	0/0	7/9	6/7	6/7	3/9
Opponents	0/0	0/0	0/0	0/0	0/0

DEFENSIVE STATISTICS

Player	T	S	A	T/L	PD	FF	FR
Shade	166	119	43	4	10	0	1
D. Smith	127	83	33	11	7	0	1
Evans	99	55	43	0	7	0	1

SACKS: Wilkinson 8.0, Coleman 6.5, Lang 6.0, Kalu 3.5, Cook 3.0, Stubblefield 3.0, McMillian LG 1.5, McMillian TM 1.5, Shade 1.5, Bailey 1.0, Barber 1.0, Boutte 1.0, Pounds 1.0, Smith DM 1.0, Stevens 1.0, Francis 0.5, Jones 0.5 REDSKINS 40.0 Opponents 31.0

NOTABLE

Record: (Finish): 10-6 (1st NFC East)

National Honors: RB Stephen Davis: Pro Bowl; QB Brad Johnson: Pro bowl; RB Stephen Davis: Pro Bowl.

Starters: Offense: FB Larry Centers (16), LT Andy Heck (16), RT Jon Jansen (16), QB Brad Johnson (16), RG Tre Johnson (16), C Cory Rayment (16), WR Michael Westbrook (16), TE Stephen Alexander (15), WR Albert Connell (15), RB Stephen Davis (14), LG Keith Sims (11), LG Brad Badger (5), RB Skip Hicks (2), WR Irving Fryar (1), FB/TE Mike Sellers (1).

Defense: LCB Champ Bailey (16), RLB Shawn Barber (16), RE Marco Coleman (16), RCB Darrell Green (16), SS Sam Shade (15), MLB Derek Smith, RT Dana Stubblefield (16), LT Dan Wilkinson (16), FS Leomont Evans (15), LLB Greg Jones (15), LE Kenard Lang (9), LE Anthony Cook (7), LLB James Francis (1), FS Matt Stevens (1).

## 2000 Head Coach - Norv Turner (Games 1-13); Terry Robiskie (Games 14-16)

Date	Opponent	Result	Score
Sept. 3	W 20-17	Carolina	80,257
Sept. 10	L 10-15	at Detroit	74,159
Sept. 18	L 21-27	Dallas	84,431
Sept. 24	W 16-6	at NY Giants	78,216
Oct. 1	W 20-17	*Tampa Bay	83,532
Oct. 8	W 17-14	at Philadelphia	65,491
Oct. 15	W 10-3	Baltimore	83,252
Oct. 22	W 35-16	at Jacksonville	69,061
Oct. 30	L 21-27	Tennessee	83,472
Nov. 5	L 15-16	at Arizona	44,723
Nov. 20	W 33-20	at St. Louis	66,087
Nov. 26	L 20-23	Philadelphia	83,284
Dec. 3	L 7-9	NY Giants	83,485
Dec. 10	L 13-32	at Dallas	63,467
Dec. 16	L 3-24	at Pittsburgh	58,183
Dec. 24	W 20-3	Arizona	65,711

• Overtime

### Redskins Opponents

Category	Redskins	Opponents				
<b>TOTAL FIRST DOWNS</b>	308	254				
Rushing	98	97				
Passing	185	134				
Penalty	25	23				
3rd Down: Made/Att	84/213	72/205				
3rd Down Pct	39.4	35.1				
4th Down: Made/Att	4/10	4/10				
4th Down Pct	40.0	40.0				
<b>POSSESSION AVG</b>	31:27	28:33				
<b>TOTAL NET YARDS</b>	5396	4474				
Avg. Per Game	337.3	279.6				
Total Plays	1038	937				
Avg. Per Play	5.2	4.8				
<b>NET YARDS RUSHING</b>	1748	1853				
Avg. Per Game	109.3	115.8				
Total Rushes	446	430				
<b>NET YARDS PASSING</b>	3648	2621				
Avg. Per Game	228.0	163.8				
Sacked/Yards Lost	32/244	45/283				
Gross Yards	3892	2904				
Att./Completions	560/342	462/254				
Completion Pct	61.1	55.0				
Had Intercepted	21	17				
<b>PUNTS/AVERAGE</b>	79/40.0	79/42.9				
<b>NET PUNTING AVG</b>	79/34.4	79/35.8				
<b>PENALTIES/YARDS</b>	115/1009	106/790				
<b>FUMBLE/BALL LOST</b>	22/12	28/16				
<b>TOUCHDOWNS</b>	32	26				
Rushing	14	9				
Passing	18	12				
Returns	0	5				
<b>SCORE BY PERIODS</b>	<b>1</b> <b>2</b> <b>3</b> <b>4</b> <b>OT</b> <b>PTS</b>					
REDSKINS	65	80	54	79	3	281
Opponents	63	91	39	76	0	269

Category	TD	Ru	Pa	Rt	Pat	FG	\$	TP
Davis	11	11	0	0	0	0	0	66
Heppner LG	0	0	0	0	17/17	10/15	0	47
Heppner TM	0	0	0	0	9/9	4/6	0	21
Murray	0	0	0	0	7/8	8/12	0	31
Fryar	5	0	5	0	0	0	0	30
REDSKINS	32	14	18	0	27/29	20/30	1	281
Opponents	26	9	12	5	23/23	30/34	0	269

2-Pt. Conversions: TEAM 0-3, OPPONENTS 0-3

Category	No.	Yds	Avg	Long	TD
<b>RUSHING</b>					
Davis	332	1318	4.0	50t	11
Centers	20	103	5.2	14	0
REDSKINS	446	1748	3.9	50t	14
Opponents	430	1853	4.3	54	9

Category	Att	Comp	Yds	Cmp%	Yds/Att	TD	Int	Int%	Long	Sack/Lost	Rating	
Bra. Johnson	364	227	2505	62.4	6.88	11	3	0.5	77t	20/150	75.6	
George	194	113	1389	58.2	7.16	7	3.6	6	3.1	50	12/94	79.6
Husak	2	2	2	100.0	1.00	0	0.0	0	0.0	6	0/0	79.2
REDSKINS	560	342	3892	61.1	6.95	18	3.2	21	3.8	77t	32/244	77.0
Opponents	462	254	2904	55.0	6.29	12	2.6	17	3.7	76t	45/283	67.4

Category	No.	Yds	Avg	Long	TD
<b>RECEIVING</b>					
Centers	80	600	7.5	26	3
Thrash	50	653	13.1	50	2
Alexander	47	510	10.9	30	2
Fryar	41	548	13.4	34t	5
Connell	39	762	19.5	77t	3
REDSKINS	342	3892	11.4	77t	18
Opponents	254	2904	11.4	76t	12

Category	No.	Yds	Avg	Long	TD
<b>INTERCEPTIONS</b>					
Bailey	5	48	9.6	48	0
Sanders	4	91	22.8	32	0
Green	3	35	11.7	33	0
REDSKINS	17	219	12.9	48	0
Opponents	21	374	17.8	81t	1

Category	No.	Yds	Avg	Net	TB	In	Lg	Blk
<b>PUNTING</b>								
Barnhardt	79	3160	40.0	34.4	5	23	53	0
REDSKINS	79	3160	40.0	34.4	5	23	53	0
Opponents	79	3386	42.9	35.8	10	23	57	0

Category	Ret	FC	Yds	Avg	Lg	TD
<b>PUNT RETURNS</b>						
Sanders	25	6	185	7.4	57	0
Thrash	10	6	106	10.6	25	0
REDSKINS	36	13	356	9.9	57	0
Opponents	33	25	342	10.4	69t	2

Category	No.	Yds	Avg	Lg	TD
<b>KICKOFF RETURNS</b>					
Thrash	45	1000	22.2	49	0
REDSKINS	63	1301	20.7	49	0
Opponents	60	1529	25.5	92t	1

Category	1-19	20-29	30-39	40-49	50+
<b>FIELD GOALS</b>					
Heppner LG	1/1	4/4	3/6	2/2	0/2
Heppner TM	0/0	2/2	2/3	0/0	0/1
Murray	0/0	2/2	3/4	3/6	0/0
Husted	0/0	4/4	0/3	0/1	0/0
Conway TM	0/0	3/3	0/0	0/0	0/0
Bentley LG	0/0	0/0	0/0	0/0	1/1
Bentley TM	0/0	0/0	0/0	0/0	1/1
REDSKINS	0/0	11/11	5/10	3/7	1/2
Opponents	1/1	9/10	11/11	6/8	3/4

Category	T	S	A	T/L	PD	FF	FR
<b>DEFENSIVE STATISTICS</b>							
Player							
Shade	143	92	51	1-5	7	0	4
D. Smith	124	84	40	1-5	3	1	1
Carrier	102	65	37	0	4	1	0

**SACKS:** Coleman 12.0, B. Smith 10.0, Arrington 4.0, Wilkinson 3.5, Lang 3.0, Stubblefield 2.5, Barber 2.0, Mason 2.0, N. Harrison 1.0, Jones 1.0, Kalu 1.0, Mitchell 1.0, Shade 1.0, Derek M. Smith 1.0, REDSKINS 45.0, OPPONENTS 32.0

**NOTABLE**  
Record (Finish): 8-8 (3rd NFC East)  
**National Honors:** TE Stephen Alexander: Pro Bowl; LB LaVar Arrington: Pro Football Weekly All-Rookie Team, Football News All-Rookie Team; CB Champ Bailey: Pro Bowl, AP Second Team, Pro Football Weekly All-NFC Team, College & Pro Football Weekly Second Team, Football News All-NFC Team; DE Marco Coleman: Pro Bowl; RB Stephen Davis: Pro Bowl; OT Chris Samuels: Pro Football Weekly All-Rookie Team, Football News All-Rookie Team, Football Digest Top 16 Rookies

**STARTERS: Offense:** TE Stephen Alexander (16), C Mark Fischer (16), RT Jon Jansen (16), LT Chris Samuels (16), RB Stephen Davis (15), WR Albert Connell (13), LG Keith Sims (13), RG Jay Leeuwenburg (12), QB Brad Johnson (11), WR Irving Fryar (8), WR James Thrash (8), FB Larry Centers (6), FB Mike Sellers (6), QB Jeff George (5), TE James Jenkins (4), RG Tre Johnson (4), LG Andy Heck (2), WR Michael Westbrook (2), RB Skip Hicks (1), LG Michael Moore (1).

**Defense:** LCB Champ Bailey (16), LE Marco Coleman (16), Bruce Smith (16), Dan Wilkinson (16), FS Mark Carrier (15), DEION Sanders (15), LLB Shawn Barber (14), SS Sam Shade (14), MLB Derek M. Smith (14), RT Dana Stubblefield (14), RLB LaVar Arrington (11), RLB Greg Jones (4), FS Matt Stevens (4), CB Darrell Green (2), RT Nolan Harrison (2), LLB Eddie Mason (2), CB Tyrone Drakeford (1).

**2001 Won 8, Lost 8**

Date	Result	Opponent	Score
Sept. 9	L 3-30	at San Diego	60,629
Sept. 24	L 0-37	at Green Bay	59,771
Sept. 30	L 13-45	Kansas City	76,573
Oct. 7	L 9-23	at NY Giants	78,651
Oct. 15	L 7-9	at Dallas	63,941
Oct. 21	W 17-14	*Carolina	74,480
Oct. 28	W 35-21	NY Giants	80,316
Nov. 4	W 27-14	Seattle	82,352
Nov. 18	W 17-10	at Denver	74,622
Nov. 25	W 13-3	at Philadelphia	65,666
Dec. 2	L 14-20	Dallas	85,112
Dec. 9	W 20-10	at Arizona	40,056
Dec. 16	L 6-20	Philadelphia	84,936
Dec. 23	L 15-20	Chicago	78,884
Dec. 30	W 40-10	at New Orleans	70,020
Jan. 6	W 20-17	Arizona	61,721

\* Overtime

**Redskins Opponents**

Category	Redskins	Opponents
TOTAL FIRST DOWNS	241	271
Rushing	104	103
Passing	122	149
Penalty	15	19
3rd Down: Made/Att	79/223	76/210
3rd Down Pct.	35.4	36.2
4th Down: Made/Att	4/13	5/17
4th Down Pct.	30.8	29.4

Category	Redskins	Opponents
POSSESSION AVG.	30:15	29:45
TOTAL NET YARDS	4435	4846
Avg. Per Game	277.2	302.9
Total Plays	960	982
Avg. Per Play	4.6	4.9

Category	Redskins	Opponents
NET YARDS RUSHING	1948	1869
Avg. Per Game	121.8	116.8
Total Rushes	490	484

Category	Redskins	Opponents
NET YARDS PASSING	2487	2977
Avg. Per Game	155.4	186.1
Sacked/Yards Lost	38/229	25/139
Gross Yards	2716	3116
Att./Completions	432/235	473/262
Completion Pct.	54.4	55.4
Had Intercepted	13	23

Category	Redskins	Opponents
PUNTS/AVERAGE	91/41.5	77/42.3
NET PUNTING AVG.	91/34.7	77/34.7
PENALTIES/YARDS	104/828	83/672
FUMBLES/BALL LOST	33/15	31/11

Category	Redskins	Opponents
TOUCHDOWNS	25	33
Rushing	10	10
Passing	13	19
Returns	2	4

Score by Periods	1	2	3	4	OT	PTS
REDSKINS	40	71	59	83	3	256
OPPONENTS	61	104	34	104	0	303

Scoring	TD	Ru	Pa	Rt	Pat	FG	S	TP
Conway	0	0	0	0	22/22	26/33	0	100
Davis	5	5	0	0	0	0	0	32
Gardner	4	0	4	0	0	0	0	24
Westbrook	4	0	4	0	0	0	0	24
Carter	3	3	0	0	0	0	0	18
REDSKINS	25	10	13	2	22/22	26/33	1	256
OPPONENTS	33	10	19	4	33/33	24/29	0	303

2-Pt. Conversions: TEAM 2-3, OPPONENTS 0-0

Rushing	No.	Yds	Avg	Long	TD
Davis	356	1432	4.0	32	5
Carter	63	308	4.9	30	3
Banks	47	152	3.2	17	2
REDSKINS	490	1948	4.0	32	10
OPPONENTS	484	1869	3.9	46	10

Passing	Att	Comp	Yds	Cmp%	Yds/Att	TD	ID%	Int	Int%	Long	Sack/Lost	Rating
Banks	370	198	2386	53.5	6.45	10	2.7	10	2.7	85t	29/173	71.3
George	42	23	168	54.8	4.00	0	0.0	3	7.1	17	6/38	34.6
Graham	19	13	131	68.4	6.89	2	10.5	0	0.0	16	2/16	122.9
Lockett	1	1	31	100.0	31.00	1	100.0	0	0.0	31t	0/0	158.3
Metcalf	0	0	0	0	0	0	0	0	0	0	1/2	0
REDSKINS	432	235	2716	54.4	6.29	13	3.0	13	3.0	85t	38/229	71.1
OPPONENTS	473	262	3116	55.4	6.59	19	4.0	23	4.9	64t	25/139	68.8

Receiving	No.	Yds	Avg	Long	TD
Westbrook	57	664	11.6	76t	4
Gardner	46	741	16.1	85t	4
Davis	28	205	7.3	29	0
Lockett	22	293	13.3	34	0
Flemister	18	196	10.9	33	2
REDSKINS	235	2716	11.6	85t	13
OPPONENTS	262	3116	11.9	64t	19

Interceptions	No.	Yds	Avg.	Long	TD
Smoot	5	36	7.2	36	0
Arrington	3	120	40.0	67t	1
Bailey	3	17	5.7	12	0
Shade	2	9	4.5	9	0
Terrell	2	0	0.0	0	0
Wilkinson	2	0	0.0	0	0
REDSKINS	23	209	9.1	67t	1
OPPONENTS	13	247	19.0	61t	2

Punting	No.	Yds	Avg	Net	TB	In	Lg	Blk
Barker	90	3747	41.6	34.8	9	27	59	0
Conway	1	28	28.0	28.0	0	1	28	0
REDSKINS	91	3775	41.5	34.7	9	28	59	0
OPPONENTS	77	3260	42.3	34.7	8	20	72	0

Punt Returns	Ret	FC	Yds	Avg	Lg	TD
Metcalf	33	5	412	12.5	89t	1
Lockett	5	3	14	2.8	11	0
REDSKINS	41	10	431	10.5	89t	1
OPPONENTS	44	16	434	9.9	84t	1

Kickoff Returns	No.	Yds	Avg	Lg	TD
Bates	49	1150	23.5	41	0
REDSKINS	1354	20.8	41	0	0
OPPONENTS	54	945	17.5	44	0

Field Goals	1-19	20-29	30-39	40-49	50+
Conway	0/0	8/8	8/11	8/12	2/2
REDSKINS	0/0	8/8	8/11	8/12	2/2
OPPONENTS	0/0	9/9	10/10	3/7	2/3

Defensive Statistics	T	S	A	T/L	PD	FF	FR
Arrington	118	76	42	7-10	7	2	2
Mitchell	116	76	40	6-11	2	1	0
Shade	94	69	25	1-3	5	0	2

**SACKS:** Smith 5.0, M. Coleman 4.5, Lang 4.0, Wilkinson 4.0, Mitchell 2.0, DeLoach 1.0, Lyle 1.0, Mason 1.0, Pierce 1.0, Terrell 1.0, Arrington 0.5, REDSKINS 25.0, OPPONENTS 38.0

**NOTABLE**

Record (Finish): 8-8 (2nd NFC East)  
**National Honors:** LB LaVar Arrington: Pro Bowl, AP Second Team, Sports Illustrated All-Pro Team, Pro Football Weekly All-NFC Team, Football Digest All-Pro Second Team, Football News All-NFC Team; CB Champ Bailey Pro Bowl; WR Rod Gardner: Pro Football Weekly All-Rookie Team, All-NFL Rookie Team; T Chris Samuels: Pro Bowl, Pro Football Weekly All-NFC Team; CB Fred Smoot: Pro Football Weekly All-Rookie Team, All-NFL Rookie Team

**STARTERS: Offense:** RB Stephen Davis (16), WR Rod Gardner (16), RT Jon Jansen (16), C Cory Raymer (16), LT Chris Samuels (16), LG Dave Szott (16), WR Michael Westbrook (16), QB Tony Banks (14), FB Donnell Bennett (14), TE Walter Rasby (11), RG Ben Coleman (10), RG Matt Campbell (5), TE Stephen Alexander (4), QB Jeff George (2), RG David Brandt (1), FB Bryan Johnson (FB), TE Zeron Flemister (1)

**Defense:** LCB Champ Bailey (16), DT Kenard Lang (16), LDT Dan Wilkinson (16), FS David Terrell (16), SS Sam Shade (15), RE Bruce Smith (14), LaVar Arrington (14), RCB Fred Smoot (13), MLB Kevin Mitchell (13), LE Marco Coleman (12), LB Robert Jones (9), LB Antonio Pierce (8), DT Jerry DeLoach (4), CB Darrell Green (4), LB Shawn Barber (3), DE Dorian Boose (2), Eddie Mason (1)

# NFL Phone Numbers

NFL League Office	280 Park Ave, New York, NY 10022	(212) 450-2000
NFL Properties	280 Park Ave, New York, NY 10022	(212) 838-0660
NFL Films	330 Fellowship Road, Mt. Laurel, NJ 08054	(856) 778-1600
Pro Football Hall of Fame	2121 George Halas Dr, NW, Canton, OH 44708	(330) 456-8207
Elias Sports Bureau	500 Fifth Ave, New York, NY 10036	(212) 869-1530

Team	PR Director	Phone Number
------	-------------	--------------

Arizona Cardinals	.Paul Jensen	(602) 379-0101
Atlanta Falcons	.Aaron Salkin	(770) 965-3115
Baltimore Ravens	.Kevin Byrne	(410) 654-6200
Buffalo Bills	.Scott Berchtold	(716) 648-1800
Carolina Panthers	.Charlie Dayton	(704) 358-7000
Chicago Bears	.Scott Hagel	(847) 295-6600
Cincinnati Bengals	.Jack Brennan	(513) 621-3550
Cleveland Browns	.Todd Stewart	(440) 891-5000
Dallas Cowboys	.Rich Dalrymple	(972) 556-9900
Denver Broncos	.Jim Saccamano	(303) 649-9000
Detroit Lions	.Matt Barnhart	(248) 335-4131
Green Bay Packers	.Lee Rimmel	(920) 496-5700
Houston Texans	.Tony Wyllie	(832) 200-2002
Indianapolis Colts	.Craig Kelley	(317) 297-2658
Jacksonville Jaguars	.Dan Edwards	(904) 633-6000
Kansas City Chiefs	.Bob Moore	(816) 920-9300
Miami Dolphins	.Harvey Greene	(954) 452-7010
Minnesota Vikings	.Bob Hagen	(952) 828-6500
New England Patriots	.Stacey James	(508) 543-8200
New Orleans Saints	.Greg Bensel	(504) 733-0255
New York Giants	.Pat Hanlon	(201) 935-8111
New York Jets	.Ron Colangelo	(516) 560-8100
Oakland Raiders	.Mike Taylor	(510) 864-5000
Philadelphia Eagles	.Derek Boyko	(215) 463-2500
Pittsburgh Steelers	.Ron Wahl	(412) 432-7800
St. Louis Rams	.Rick Smith	(314) 982-7267
San Diego Chargers	.Bill Johnston	(858) 874-4500
San Francisco 49ers	.Kirk Reynolds	(408) 562-4949
Seattle Seahawks	.Dave Pearson	(425) 827-9777
Tampa Bay Buccaneers	.Reggie Roberts	(813) 870-2700
Tennessee Titans	.Robbie Bohren	(615) 565-4000
Washington Redskins	.Michelle Tessier	(703) 726-7000

## Important Dates 2002-2003

July 22	Redskins 2002 Training Camp opens at Dickinson College in Carlisle, PA
Aug. 3	American Bowl — Osaka, Japan (San Francisco 49ers vs. Washington Redskins)
Aug. 8-12	First full preseason weekend
Aug. 27	Roster cutdown to maximum of 65 players (4:00 PM ET)
Sept. 1	Roster cutdown to maximum of 53 players (Houston allowed 56) (4:00 PM ET)
Sept. 2	Clubs may establish practice squad of five players (4:00 PM ET)
Sept. 8	Regular season opener at FedExField against Arizona (1:00 PM ET)
Sept. 23	Houston roster cutdown to maximum of 53 players
Oct. 15	Trade deadline (4:00 PM ET)
Oct. 30-31	NFL Fall Meeting, New York City
Dec. 29	Regular season ends at FedExField against Dallas (1:00 PM ET)
Jan. 4-5	Wild Card Weekend
Jan. 11-12	Divisional Playoffs
Jan. 19	Conference Championships
Jan. 26	Super Bowl XXXVII, San Diego, CA
Feb. 3	AFC-NFC Pro Bowl, Honolulu
Feb. 20-24	NFL Scouting Combine, RCA Dome, Indianapolis, IN
March 23-26	NFL Annual Meeting, Phoenix, AZ
April 26-27	2003 NFL Draft, New York City

## HALL OF FAME WEEKEND - AUGUST 3-5

Aug. 3	Washington vs San Francisco	10:00 PM (ESPN)
	<b>American Bowl, Osaka, Japan</b>	
Aug. 5	Houston vs New York Giants	8:00 PM (ABC)
	Pro Football Hall of Fame Game, Canton, Ohio	

## WEEK 1 - AUGUST 8-12

Aug. 8	New York Jets at Pittsburgh	8:00 PM (ESPN)
Aug. 9	Cincinnati at Buffalo	7:30 PM
	Detroit at Baltimore	8:00 PM
	Jacksonville at Atlanta	7:30 PM
	Oakland at Dallas	9:00 PM
Aug. 10	Arizona at San Diego	10:00 PM
	Cleveland at Minnesota	8:00 PM
	Denver at Chicago	8:00 PM
	Green Bay at Philadelphia	7:30 PM
	Houston at New Orleans	8:00 PM
	Indianapolis at Seattle	10:00 PM
	Kansas City at San Francisco	7:00 PM
	New England at New York Giants	8:00 PM
	St. Louis at Tennessee	8:00 PM
	<b>Washington at Carolina</b>	<b>8:00 PM</b>
Aug. 12	Miami at Tampa Bay	8:00 PM (ESPN)

## WEEK 2 - AUGUST 15-19

Aug. 15	Oakland at Tennessee	8:00 PM (ESPN)
	New Orleans at Miami	7:00 PM
	New York Jets at Baltimore	8:00 PM
Aug. 16	Chicago at St. Louis	8:00 PM (FOX)
	Minnesota at Buffalo	7:30 PM
	Tampa Bay at Jacksonville	7:00 PM
	Seattle at San Diego	11:00 PM
Aug. 17	Philadelphia at New England	8:00 PM (CBS)
	Cincinnati at Indianapolis	7:00 PM
	Dallas at Carolina	8:00 PM
	Detroit at Cleveland	8:00 PM
	Green Bay at Arizona	9:00 PM
	Houston at Kansas City	8:30 PM
	New York Giants at Atlanta	4:00 PM
Aug. 18	<b>Pittsburgh at Washington</b>	<b>8:00 PM</b>
Aug. 19	San Francisco at Denver	8:00 PM (ABC)

## WEEK 3 - AUGUST 22-26

Aug. 22	San Diego at St. Louis	9:00 PM (CBS)
Aug. 23	Baltimore at Philadelphia	8:00 PM (FOX)
	Carolina at New England	8:00 PM
	Jacksonville at Chicago	8:00 PM
	Tennessee at Minnesota	8:00 PM
Aug. 24	Atlanta at Dallas	8:00 PM
	Buffalo at Indianapolis	7:00 PM
	Denver at Arizona	9:00 PM
	Kansas City at Seattle	10:00 PM
	Miami at Houston	8:00 PM
	New Orleans at Cincinnati	7:30 PM
	New York Giants at New York Jets	8:00 PM
	Pittsburgh at Detroit	12:30 PM
	San Francisco at Oakland	9:00 PM
	<b>Washington at Tampa Bay</b>	<b>8:00 PM</b>
Aug. 26	Cleveland at Green Bay	8:00 PM (ABC)

## WEEK 4 - AUGUST 29-SEPTEMBER 1

Aug. 28	San Diego at San Francisco	9:00 PM
Aug. 29	Arizona at Oakland	9:00 PM
	Atlanta at Cincinnati	7:30 PM
	Baltimore at New York Giants	8:00 PM
	Buffalo at Detroit	8:00 PM
	Chicago at Miami	7:00 PM
	Dallas at Jacksonville	8:00 PM
	Minnesota at Pittsburgh	7:30 PM
	<b>New England at Washington</b>	<b>8:00 PM</b>
	Seattle at Denver	9:00 PM
	Carolina at Cleveland	8:00 PM
Aug. 30	Indianapolis at New Orleans	7:00 PM
	Philadelphia at New York Jets	7:30 PM
	St. Louis at Kansas City	8:30 PM
	Tampa Bay at Houston	8:00 PM
	Tennessee at Green Bay	8:00 PM

# 2002 NFL SCHEDULE

## Week 1

**Thursday, September 5**  
San Francisco at N.Y. Giants 8:30 p.m.

### Sunday, September 8

Arizona at Washington 1:00 p.m.  
Atlanta at Green Bay 1:00 p.m.  
Baltimore at Carolina 1:00 p.m.  
Detroit at Miami 1:00 p.m.  
Indianapolis at Jacksonville 1:00 p.m.  
Kansas City at Cleveland 1:00 p.m.  
Minnesota at Chicago 1:00 p.m.  
N.Y. Jets at Buffalo 1:00 p.m.  
Philadelphia at Tennessee 1:00 p.m.  
San Diego at Cincinnati 1:00 p.m.  
New Orleans at Tampa Bay 4:15 p.m.  
Seattle at Oakland 4:15 p.m.  
St. Louis at Denver 4:15 p.m.  
Dallas at Houston 8:30 p.m.

**Monday, September 9**  
Pittsburgh at New England 9:00 p.m.

## Week 2

### Sunday, September 15

Chicago at Atlanta 1:00 p.m.  
Cincinnati at Cleveland 1:00 p.m.  
Detroit at Carolina 1:00 p.m.  
Green Bay at New Orleans 1:00 p.m.  
Jacksonville at Kansas City 1:00 p.m.  
Miami at Indianapolis 1:00 p.m.  
New England at N.Y. Jets 1:00 p.m.  
Tampa Bay at Baltimore 1:00 p.m.  
Tennessee at Dallas 1:00 p.m.  
Arizona at Seattle 4:05 p.m.  
N.Y. Giants at St. Louis 4:05 p.m.  
Buffalo at Minnesota 4:15 p.m.  
Denver at San Francisco 4:15 p.m.  
Houston at San Diego 4:15 p.m.  
Oakland at Pittsburgh 8:30 p.m.

**Monday, September 16**  
Philadelphia at Washington 9:00 p.m.

## Week 3

Open Date: Baltimore, Jacksonville,  
Oakland, Pittsburgh

### Sunday, September 22

Carolina at Minnesota 1:00 p.m.  
Cleveland at Tennessee 1:00 p.m.  
Dallas at Philadelphia 1:00 p.m.  
Indianapolis at Houston 1:00 p.m.  
Kansas City at New England 1:00 p.m.  
New Orleans at Chicago 1:00 p.m.  
N.Y. Jets at Miami 1:00 p.m.  
Buffalo at Denver 4:05 p.m.  
San Diego at Arizona 4:05 p.m.  
Green Bay at Detroit 4:15 p.m.  
Seattle at N.Y. Giants 4:15 p.m.  
Washington at San Francisco 4:15 p.m.  
Cincinnati at Atlanta 8:30 p.m.

**Monday, September 23**  
St. Louis at Tampa Bay 9:00 p.m.

## Week 4

Open Date: Atlanta, Indianapolis, San  
Francisco, Washington

### Sunday, September 29

Carolina at Green Bay 1:00 p.m.  
Chicago at Buffalo 1:00 p.m.  
Cleveland at Pittsburgh 1:00 p.m.  
Dallas at St. Louis 1:00 p.m.  
Houston at Philadelphia 1:00 p.m.  
Miami at Kansas City 1:00 p.m.  
New Orleans at Detroit 1:00 p.m.  
N.Y. Jets at Jacksonville 1:00 p.m.  
N.Y. Giants at Arizona 4:05 p.m.  
Tampa Bay at Cincinnati 4:05 p.m.  
New England at San Diego 4:15 p.m.  
Tennessee at Oakland 4:15 p.m.  
Minnesota at Seattle 8:30 p.m.

**Monday, September 30**  
Denver at Baltimore 9:00 p.m.

## Week 5

Open Date: Detroit, Houston,  
Minnesota, Seattle

### Sunday, October 6

Arizona at Carolina 1:00 p.m.  
Cincinnati at Indianapolis 1:00 p.m.  
New England at Miami 1:00 p.m.  
N.Y. Giants at Dallas 1:00 p.m.  
Oakland at Buffalo 1:00 p.m.  
Pittsburgh at New Orleans 1:00 p.m.  
Tampa Bay at Atlanta 1:00 p.m.  
Washington at Tennessee 1:00 p.m.  
Kansas City at N.Y. Jets 4:05 p.m.  
San Diego at Denver 4:05 p.m.  
Philadelphia at Jacksonville 4:15 p.m.  
St. Louis at San Francisco 4:15 p.m.  
Baltimore at Cleveland 8:30 p.m.

**Monday, October 7**  
Green Bay at Chicago 9:00 p.m.

## Week 6

Open Date: Arizona, Chicago, N.Y.  
Jets, Philadelphia

### Sunday, October 13

Atlanta at N.Y. Giants 1:00 p.m.  
Baltimore at Indianapolis 1:00 p.m.  
Buffalo at Houston 1:00 p.m.  
Carolina at Dallas 1:00 p.m.  
Detroit at Minnesota 1:00 p.m.  
Green Bay at New England 1:00 p.m.  
Jacksonville at Tennessee 1:00 p.m.  
New Orleans at Washington 1:00 p.m.  
Pittsburgh at Cincinnati 1:00 p.m.  
Cleveland at Tampa Bay 4:15 p.m.  
Kansas City at San Diego 4:15 p.m.  
Oakland at St. Louis 4:15 p.m.  
Miami at Denver 8:30 p.m.

**Monday, October 14**  
San Francisco at Seattle 9:00 p.m.

## Week 7

Open Date: Cincinnati, New England,  
N.Y. Giants, Tennessee

### Sunday, October 20

Buffalo at Miami 1:00 p.m.  
Carolina at Atlanta 1:00 p.m.  
Chicago at Detroit 1:00 p.m.  
Denver at Kansas City 1:00 p.m.  
Jacksonville at Baltimore 1:00 p.m.  
Minnesota at N.Y. Jets 1:00 p.m.  
Seattle at St. Louis 1:00 p.m.  
San Francisco at New Orleans 1:00 p.m.  
Tampa Bay at Philadelphia 1:00 p.m.  
Houston at Cleveland 4:05 p.m.  
San Diego at Oakland 4:05 p.m.  
Dallas at Arizona 4:15 p.m.  
Washington at Green Bay 4:15 p.m.

**Monday, October 21**  
Indianapolis at Pittsburgh 9:00 p.m.

## Week 8

Open Date: Green Bay, Miami, San  
Diego, St. Louis

### Sunday, October 27

Atlanta at New Orleans 1:00 p.m.  
Chicago at Minnesota 1:00 p.m.  
Cleveland at N.Y. Jets 1:00 p.m.  
Detroit at Buffalo 1:00 p.m.  
Oakland at Kansas City 1:00 p.m.  
Pittsburgh at Baltimore 1:00 p.m.  
Seattle at Dallas 1:00 p.m.  
Tampa Bay at Carolina 1:00 p.m.  
Tennessee at Cincinnati 1:00 p.m.  
Arizona at San Francisco 4:05 p.m.  
Denver at New England 4:15 p.m.  
Houston at Jacksonville 4:15 p.m.  
Indianapolis at Washington 8:30 p.m.

**Monday, October 28**  
N.Y. Giants at Philadelphia 9:00 p.m.

## Week 9

Open Date: Carolina, Denver, Kansas  
City, New Orleans

### Sunday, November 3

Baltimore at Atlanta 1:00 p.m.  
Cincinnati at Houston 1:00 p.m.  
Dallas at Detroit 1:00 p.m.  
Minnesota at Tampa Bay 1:00 p.m.  
New England at Buffalo 1:00 p.m.  
Philadelphia at Chicago 1:00 p.m.  
Pittsburgh at Cleveland 1:00 p.m.  
Tennessee at Indianapolis 1:00 p.m.  
N.Y. Jets at San Diego 4:05 p.m.  
San Francisco at Oakland 4:15 p.m.  
St. Louis at Arizona 4:15 p.m.  
Washington at Seattle 4:15 p.m.  
Jacksonville at N.Y. Giants 8:30 p.m.

**Monday, November 4**  
Miami at Green Bay 9:00 p.m.

## Week 10

Open Date: Buffalo, Cleveland, Dallas,  
Tampa Bay

## Sunday, November 10

Atlanta at Pittsburgh	1:00 p.m.
Cincinnati at Baltimore	1:00 p.m.
Detroit at Green Bay	1:00 p.m.
Houston at Tennessee	1:00 p.m.
Indianapolis at Philadelphia	1:00 p.m.
New Orleans at Carolina	1:00 p.m.
N.Y. Giants at Minnesota	1:00 p.m.
San Diego at St. Louis	1:00 p.m.
Seattle at Arizona	4:05 p.m.
Washington at Jacksonville	4:05 p.m.
Kansas City at San Francisco	4:15 p.m.
New England at Chicago	4:15 p.m.
Miami at N.Y. Jets	8:30 p.m.

## Monday, November 11

Oakland at Denver	9:00 p.m.
-------------------	-----------

## Week 11

Sunday, November 17	
Arizona at Philadelphia	1:00 p.m.
Baltimore at Miami	1:00 p.m.
Buffalo at Kansas City	1:00 p.m.
Cleveland at Cincinnati	1:00 p.m.
Dallas at Indianapolis	1:00 p.m.
Green Bay at Minnesota	1:00 p.m.
New Orleans at Atlanta	1:00 p.m.
Pittsburgh at Tennessee	1:00 p.m.
Washington at N.Y. Giants	1:00 p.m.
Carolina at Tampa Bay	4:05 p.m.
San Francisco at San Diego	4:05 p.m.
Denver at Seattle	4:15 p.m.
Jacksonville at Houston	4:15 p.m.
N.Y. Jets at Detroit	4:15 p.m.
New England at Oakland	8:30 p.m.

## Monday, November 18

Chicago at St. Louis	9:00 p.m.
----------------------	-----------

## Week 12

## Sunday, November 24

Atlanta at Carolina	1:00 p.m.
Buffalo at N.Y. Jets	1:00 p.m.
Cincinnati at Pittsburgh	1:00 p.m.
Cleveland at New Orleans	1:00 p.m.
Detroit at Chicago	1:00 p.m.
Green Bay at Tampa Bay	1:00 p.m.
Jacksonville at Dallas	1:00 p.m.
Minnesota at New England	1:00 p.m.
San Diego at Miami	1:00 p.m.
Tennessee at Baltimore	1:00 p.m.
Kansas City at Seattle	4:05 p.m.
Oakland at Arizona	4:05 p.m.
N.Y. Giants at Houston	4:15 p.m.
St. Louis at Washington	4:15 p.m.
Indianapolis at Denver	8:30 p.m.

## Monday, November 25

Philadelphia at San Francisco	9:00 p.m.
-------------------------------	-----------

## Week 13

## Thursday, November 28

New England at Detroit	12:30 p.m.
Washington at Dallas	4:05 p.m.

## Sunday, December 1

Arizona at Kansas City	1:00 p.m.
Atlanta at Minnesota	1:00 p.m.
Baltimore at Cincinnati	1:00 p.m.
Carolina at Cleveland	1:00 p.m.
Chicago at Green Bay	1:00 p.m.
Miami at Buffalo	1:00 p.m.
Pittsburgh at Jacksonville	1:00 p.m.
Tennessee at N.Y. Giants	1:00 p.m.
Denver at San Diego	4:05 p.m.
Houston at Indianapolis	4:05 p.m.
Seattle at San Francisco	4:15 p.m.
St. Louis at Philadelphia	4:15 p.m.
Tampa Bay at New Orleans	8:30 p.m.

## Monday, December 2

N.Y. Jets at Oakland	9:00 p.m.
----------------------	-----------

## Week 14

Sunday, December 8	
Atlanta at Tampa Bay	1:00 p.m.
Buffalo at New England	1:00 p.m.
Cincinnati at Carolina	1:00 p.m.
Cleveland at Jacksonville	1:00 p.m.
Houston at Pittsburgh	1:00 p.m.
Indianapolis at Tennessee	1:00 p.m.
N.Y. Giants at Washington	1:00 p.m.
San Francisco at Dallas	1:00 p.m.
St. Louis at Kansas City	1:00 p.m.
Detroit at Arizona	4:05 p.m.
New Orleans at Baltimore	4:05 p.m.
Philadelphia at Seattle	4:05 p.m.
Denver at N.Y. Jets	4:15 p.m.
Oakland at San Diego	4:15 p.m.
Minnesota at Green Bay	8:30 p.m.

## Monday, December 9

Chicago at Miami	9:00 p.m.
------------------	-----------

## Week 15

## Sunday, December 15

Baltimore at Houston	1:00 p.m.
Carolina at Pittsburgh	1:00 p.m.
Indianapolis at Cleveland	1:00 p.m.
Jacksonville at Cincinnati	1:00 p.m.
Minnesota at New Orleans	1:00 p.m.
N.Y. Jets at Chicago	1:00 p.m.
Oakland at Miami	1:00 p.m.
San Diego at Buffalo	1:00 p.m.
Seattle at Atlanta	1:00 p.m.
Tampa Bay at Detroit	1:00 p.m.
Washington at Philadelphia	1:00 p.m.
Kansas City at Denver	4:05 p.m.
Dallas at N.Y. Giants	4:15 p.m.
Green Bay at San Francisco	4:15 p.m.
Arizona at St. Louis	8:30 p.m.

## Monday, December 16

New England at Tennessee	9:00 p.m.
--------------------------	-----------

## Week 16

## Saturday, December 21

Miami at Minnesota	1:30 p.m.
San Francisco at Arizona	5:00 p.m.
Philadelphia at Dallas	8:30 p.m.

## Sunday, December 22

Buffalo at Green Bay	1:00 p.m.
Chicago at Carolina	1:00 p.m.
Detroit at Atlanta	1:00 p.m.
Houston at Washington	1:00 p.m.
New Orleans at Cincinnati	1:00 p.m.
N.Y. Giants at Indianapolis	1:00 p.m.
San Diego at Kansas City	1:00 p.m.
Tennessee at Jacksonville	1:00 p.m.
St. Louis at Seattle	4:05 p.m.
Cleveland at Baltimore	4:15 p.m.
Denver at Oakland	4:15 p.m.
N.Y. Jets at New England	8:30 p.m.

## Monday, December 23

Pittsburgh at Tampa Bay	9:00 p.m.
-------------------------	-----------

## Week 17

## Saturday, December 28

Philadelphia at N.Y. Giants	1:30 p.m.
Kansas City at Oakland	5:00 p.m.

## Sunday, December 29

Atlanta at Cleveland	1:00 p.m.
Baltimore at Pittsburgh	1:00 p.m.
Carolina at New Orleans	1:00 p.m.
Cincinnati at Buffalo	1:00 p.m.
Dallas at Washington	1:00 p.m.
Miami at New England	1:00 p.m.
Minnesota at Detroit	1:00 p.m.
Tennessee at Houston	1:00 p.m.
Jacksonville at Indianapolis	4:05 p.m.
Arizona at Denver	4:15 p.m.
Green Bay at N.Y. Jets	4:15 p.m.
Seattle at San Diego	4:15 p.m.
Tampa Bay at Chicago	8:30 p.m.

## Monday, December 30

San Francisco at St. Louis	9:00 p.m.
----------------------------	-----------

## 2003

January 4-5 — Wild Card Weekend


January 11-12 — Divisional Playoffs

January 19 — Conference  
Championships

January 26 — Super Bowl XXXVII,  
San Diego, CA

February 3 — AFC-NFC Pro Bowl,  
Honolulu, HI

# Stadium Seating Chart



## FedExField Seating Capacity

	Suites	Seats
Upper Level		33,033
Loge Seats		2,047
Suites	208	4,982
Club Level		15,735
Owner's Club	26	321
Lower		29,266
Field Club		1,100
<b>Total</b>	<b>234</b>	<b>86,484</b>

# FedExField®



FedExField is the premier stadium in the National Football League. Located in Landover, MD, the privately financed FedExField was completed in a record 17 months and hosted the Redskins home opener September 14, 1997 — a 19-13 overtime win against the Arizona Cardinals.

The stadium is located on a 200-acre site and is the largest outdoor stadium in the NFL with 86,484 seats — over 7,000 more than the next largest — the Meadowlands in New Jersey. FedExField is one of just two stadiums with three tiers of luxury suites, a total of 224. Suites are equipped with restrooms, a refrigerator, televisions, lounge area, two rows of seats, and bar stools.

FedExField increased the Redskins attendance capacity by over 40% when the team left RFK Stadium after 1996. Nevertheless, the Redskins have sold out every home game for the past 35 seasons (270 regular season and 13 playoff games) including all 41 contests at FedExField. All eight games for the


2002 season are sold out as well as both pre-season contests.

Construction on FedExField began in March, 1996 and cost \$250 million. The following year, \$30 million was spent to create a 170,000 square-foot atrium encircling the entire stadium making the Joe Gibbs Club Level the most spectacular in the league.

When Daniel M. Snyder became the Redskins owner in July, 1999, one of his first tasks was to make additional improvements to FedExField. Immediately, millions were invested in such projects as replacing metal rails with glass rails in order to provide unobstructed sight lines in the stadium bowl. The sound system was significantly upgraded and the parking lot was re-structured and re-routed to greatly improve the traffic flow on game days.

After his inaugural season, Snyder spent over \$20 million to enhance FedExField. Over the past two seasons, numerous additions have been made. Escalators have been added for fans

seated in the stadium's upper tier. The spectacular new Owner's Club Suite Level has been created. A 3,000-foot circumference wind screen has been installed around the top of the stadium to improve fan comfort. A sophisticated radiant heating system has been installed on the loge level. Seats were added to both the general and loge levels. The Field Club section of seating was added immediately around the playing field, dubbed the "dream seats," given they put fans almost on top of the action. The Hall of Fame Store, the original Official Redskins Store, has been remodeled and completely re-merchandised with Redskins products, including new items commemorating the franchise's 70th anniversary season. Finally, the field has been improved and re-sodded.



## Recommended Routes

**FedExField** is conveniently located for fans in Washington DC, Maryland, and Virginia.


**Metro:** Washington Metro Area Transit Authority (WMATA) provides public transportation to the stadium. Shuttle bus service is provided to and from the Addison Road and Landover Stations.

**From Northern Virginia:** Take I-495/95 North (Wilson Bridge) to either Exit 15-A (Central Ave. east), 15-B (Central Ave. west), or Exit 16 (Stadium/Arena Dr.)

**From Montgomery and Howard Counties:** Take I-95/495 south to Exit 17-A (Rt. 202/Landover Road east), Exit 17-B (Rt. 202/Landover Rd. east), or Exit 16 (Stadium/Arena Dr.).

**From Prince Georges and Anne Arundel Counties:** Take 50 west to 495 south. Exit at 17-A (Rt. 202/Landover Road east), Exit 17-B (Rt. 202/Landover Rd. east), or Exit 16 (Stadium/Arena Dr.).

**From Washington DC:** Take East Capitol St. east. It becomes Central Ave. in Maryland (Rt. 214) to Summerfield Rd.



THE REDSKINS' LEADING PASSER

**FedEx**  
Express





## A Day of Firsts: September 14, 1997

The Redskins opened with a thrilling 19-13 overtime victory over the Arizona Cardinals in front of a record crowd of Washington fans.

In their first game at their new home, the Redskins were forced into overtime when Cardinals kicker Kevin Butler connected on a 47-yard field goal to tie the score with just two seconds remaining.


The Cards won the toss to start the extra period, but rookie defensive lineman Kenard Lang stripped Arizona running back Leeland McElroy of the football, and Derek M. Smith recovered for the Skins on the 35-yard line. Quarterback Gus Frerotte was sacked on first down, but on the next play he found Michael Westbrook in the endzone for a game-winning 40-yard TD.

<b>National Anthem</b>	Sung by Mary Chapin Carpenter
<b>Coin Toss</b>	Redskins win toss and elect to receive
<b>Snap</b>	Redskins center Jeff Uhlenhake to quarterback Gus Frerotte
<b>Play</b>	Redskins Terry Allen three-yard run
<b>Pass</b>	Play Redskins quarterback Gus Frerotte threw incomplete, intended for running back Terry Allen
<b>Punt</b>	Redskins Matt Turk punts 53 yards with 13:57 left in the quarter
<b>Completion and First Down</b>	Cardinals Kent Graham passed six yards to wide receiver Frank Sanders
<b>Score</b>	Redskins Scott Blanton 20-yard field goal
<b>Touchdown</b>	Cardinals Tommy Bennet recovered blocked punt in the end zone with 0:57 seconds left in the first quarter
<b>Redskins Touchdown</b>	Michael Westbrook five-yard reception from Gus Frerotte with 13:37 left in the second quarter
<b>Turnover</b>	Fumble by Cardinals Frank Sanders
<b>Penalty</b>	False start by Redskins left tackle Shar Pourdanesh
<b>Sack</b>	Redskins Mare Boutte sacks Kent Graham in first quarter
<b>Interception</b>	Cardinals linebacker Ron McKinnon, on pass by Gus Frerotte with 10:46 left in the second quarter Timeout Cardinals Kent Graham with 9:56 left in the second quarter
<b>Halftime Score</b>	Washington Redskins 10, Arizona Cardinals 7
<b>Victory</b>	Washington Redskins 19, Arizona Cardinals 13 in overtime



THE REDSKINS' LEADING RUSHER

**FedEx**  
Ground



## Welcome to **Redskins Park**

Rising from a former dairy farm and set on a picturesque 162 acres of land in Ashburn, Virginia, Redskins Park is the Washington Redskins' training facility.

The team has called Redskins Park its home since August of 1992, enjoying a private haven away from urban distractions. The complex features four football fields, strength training and sports medicine facilities, offices and meeting rooms for players, coaches and front office staff, accommodations for electronic and print media, and ample parking. The building amasses some 65,000 square feet.

Located in the Beaumeade Corporate Park near the intersection of Virginia State routes 28 and 625 (Waxpool Road), the two-story concrete and glass structure looks deceiving in size. Visitors enter a bright, spacious lobby that opens out to the second-story balcony, overlooking an impressive back yard of three carefully groomed natural grass playing fields and an additional astro-turf practice surface.

The downstairs part of the building is dedicated to football operations, including player and staff locker rooms, a strength and conditioning center, the equipment room, training rooms and video studio. The training room facilities include an x-ray room and dentist office, in addition to private examining rooms for the medical staff that cares for the team throughout the year. The lower level also consists of two racquetball courts and a half-court basketball gym. A kitchen is located adjacent to the gym, used as a dining hall during team practice sessions.

The upper floor consists of a large, 105-seat multipurpose auditorium, used for team meetings, press conferences, and film sessions with connecting meeting rooms for



offensive and defensive coaches and players. In addition to the coaching staff, the personnel and scouting department also has offices and video rooms on this floor. The public area of the building consists of large hallways, high ceilings with natural lighting, and many trophy cases displaying the team's rich history and tradition.

The club's accounting, marketing, public relations, publishing, Leadership Council and administrative offices are also located on the upper floor. An adjacent media room has individual cubicles furnished with desks and electrical outlets for beat reporters and visiting media. The press room, as well as the auditorium and the locker room, is pre-wired for direct television uplink.

For the first time in Washington history, the organization will host the annual Redskins Welcome Home Luncheon at Redskins Park. The entire team, including players, coaches, staff, Redskins Alumni, Redskins Cheerleaders and the famed Washington Redskins Marching Band will all be in attendance. The annual event will herald the team's return from Training Camp 2002 at Dickinson College, back to the Washington area, and offer a unique opportunity for Redskins fans to have lunch and spend an afternoon with their favorite team.



## Washington Redskins Training Camp

After a six-year hiatus, the Washington Redskins returned to Dickinson College in Carlisle, Pennsylvania for training camp in 2001. This season will mark the 34th year that the Redskins called the Dickinson College campus home, preparing for the upcoming regular season.

Training camp is an annual ritual in the NFL, an opportunity for fans from all over the country to come see their favorite Redskins players in action on the practice field, and get a first glimpse of newly signed free agents and draft picks. All practice sessions are

free and open to the public.

Dickinson is a private liberal arts college of 2,000 students, known for its innovative curriculum and international education programs. Founded in 1783, the school was the first college chartered by the new nation.

**Dates:** The Redskins report to the Dickinson campus on July 22nd and will conduct practices through August 16th. Visit [redskins.com](http://redskins.com) for more information.



## Osaka, Japan

# The American Bowl

The Washington Redskins make their first trip overseas since 1992 for the 2002 American Bowl, traveling to Osaka, Japan, to open the pre-season against

the San Francisco 49ers. The game will be broadcast from the Osaka Dome on ESPN, on Saturday, Aug. 3 at 10:00 p.m. ET.

The American Bowl is a series

that NFL International launched in 1986 to showcase the play of American football to a growing worldwide audience. The contest will mark the League's first appearance in Osaka.

This game will be the Redskins second American Bowl appearance, both played against the 49ers. The first international contest between the two teams was held in London, England in 1992, resulting in a 17-15 Washington loss. The Skins look to even the record in 2002, and launch Steve Spurrier's NFL coaching career with a resounding victory. The pre-season battle in Osaka will be a part of the NFL's Hall of Fame Weekend showcasing the Redskins and 49ers, and later the new Houston

Texans' franchise in the Hall of Fame game against the New York Giants, in Canton, Ohio on August 5th.

In addition, the Redskins organization has been infused with Japanese talent, joined by wide receiver Akihito Amaya for the American Bowl, and Maki, a rookie Washington Redskins Cheerleader.

### #15 AKIHITO AMAYA - WR

Height: 6-0 / Weight: 192  
Born: 12/11/72

#### Career Highlights:

Amaya has spent the past two NFL Europe seasons playing for the Rhein Fire. He had a standout rookie season in 2001, leading the Fire and the NFL Europe League with 14 catches for 148 yards and 1 touchdown. He was a Player of the Week recipient and named to the All-NFLEL team at the conclusion of the season. Amaya returned in 2002, contributing 5 catches for 21 yards and helping Rhein reach the 2002 World Bowl. Personal: He played at Tsukuba University, while majoring in sports physiology. During the off-season, Amaya is a marketing manager for IBM.



# The 2002-2003 Washington Redskins Cheerleaders



First Name	Year	Birth Place	Occupation	Age
Courtney	7th	Iowa	Legal Assistant, Grad Student	25
Erin S.	6th	Maryland	Marketing and Sales Representative	27
Hedy	6th	Maryland	IP Consultant	30
Manda	5th	Maryland	Student	22
Shannon	5th	Maryland	Student	22
Shaunte	5th	Maryland	Student	22
Soojin	4th	Seoul, Korea	Banker	27
Kimberly	4th	Guam	Software Developer	25
GeNienne	4th	Virginia	Software Engineer	26
Nikki	4th	Maryland	Day Care Provider	28
April	3rd	Virginia	Student	22
Katie	3rd	Maryland	Student	20
Kelley	3rd	Maryland	Medical Assisant	25
Kori	3rd	Maryland	IT Production Manager	25
Tina	3rd	Maryland	Real Estate Agent	29
Tiffani	3rd	Maryland	Senior Financial Analyst	23
Jackie	3rd	Maryland	Property Manager	30
Carla	2nd	New Jersey	Student	21
Monica	2nd	Maryland	Executive Assistant	27
Christine	2nd	Maryland	Administrative Associate	26
Cheryl	2nd	Maryland	Student	22
Carly	2nd	Virginia	Marketing and Sales Representative	22
Jeanette	2nd	Ohio	Pharmaceutical Sales Representative	29
Erin P.	2nd	Virginia	Political Consulting Account Executive	23
Angela	rookie	Maryland	Customer Service/Sales Representative	21
Ashley	rookie	Maryland	Mother of two	23
Audra	rookie	Maryland	Student	19
Haven	rookie	Florida	Student	21
Hyun	rookie	Maryland	Change Management Analyst	25
Jen	rookie	Virginia	Student	20
Jennifer	rookie	Maryland	Student	18
Kelly	rookie	California	Legal Assistant	23
Kim	rookie	California	Student	22
Laura C.	rookie	Maryland	Community Relations Manager	23
Laura M.	rookie	Delaware	Client Associate	24
Machae'	rookie	Maryland	Student	20
Maki	rookie	Chiba, Japan	Relocating to USA	26
Onya	rookie	Delaware	Market Research Specialist	23
Tiffany	rookie	California	Advertising/Marketing Account Exec.	23

## First Ladies of Football

Each year, hundreds of talented young women audition for the chance to cheer on the Washington Redskins players and entertain fans along the sidelines of FedExField. Since their inception in 1962, the First Ladies of Football have brought Redskins fans to their feet, both on and off the field.



While the Washington Redskins Cheerleaders are most visible to Redskins fans during the games at FedExField, they also find themselves working weekends and holidays year round to assist charity and volunteer organizations, fundraisers, and educational foundations. Each year, working with the Department of Defense and Armed Forces Entertainment, members of the Washington squad travel to military bases around the world. Over the last five years performing for U.S. troops, the Washington Redskins Cheerleaders Variety Show has grown from a small Holiday performance to a musical extravaganza that incorporates the latest in funk, rock-n-roll, swing, and jazz, as well as contemporary and country music, with some audience participation thrown in to ensure the show has something for everyone.

## FedExField Stats Crew

### 2002 STATS

Jon Stratton	16 Years
Tom Ball	12 Years
Joe Band	33 Years
Bob Battle	5 Years
Kelly Chilvers	2 Years
Steve Gubeck	21 Years
Bill Harris	7 Years
Kevin Messenger	2 Years
Jason Yellin	2 Years
Andy Zink	7 Years
Monica Zink	2 Years

An integral part of every Redskins game at FedExField is the dedicated staff of statisticians and assistants that monitor every snap, tackle, pass and catch that takes place on the playing field. The Redskins stats crew is responsible for generating official game stats, compiling and inputting play-by-play information into a computer database that quickly makes the data available for use by team coaches, the NFL and the media. Jon Stratton heads up the group, beginning his sixteenth year of service. His crew is among the League's best, with more than 100 years of combined experience.

## Redskins Grounds Crew

Under the supervision of Head Groundskeeper Don Follett, the playing surface at FedExField is among the very best in the NFL, and has earned Follett numerous invitations to prepare Super Bowl and Pro Bowl playing fields. The Redskins Grounds Crew is responsible for ensuring that the playing fields at FedExField and Redskins Park are in smooth, safe condition and able to withstand the rigors of NFL football. They work year-round operating the high-tech irrigation system under FedExField, fertilizing, mowing and chalking the field to keep it in top playing condition. The Grounds Crew plays an important role in Redskins community initiatives as well, helping the Washington Redskins Leadership Council renovate the football fields of local high schools throughout the region. The program has been so successful that the NFL is encouraging similar programs in other NFL markets.





## OFFICIAL ENERGY PARTNER OF THE WASHINGTON REDSKINS.

Fueling change in the electric and gas industries. Harnessing the power of earth, wind, fire and human brains. And revolutionizing the way you view an energy provider. Dominion, one of America's leading electric and natural gas companies.



## Washington Redskins Marching Band

The Redskins Marching Band begins its 64th year leading sell-out crowds at FedExField in the team fight song, "Hail to the Redskins." With bandmaster Billy Ball directing, it is one of just two pro football marching bands still in existence today. The all-volunteer ensemble formed in 1937, when George Preston Marshall brought the team to Washington, D.C., with the goal of entertaining fans from the moment they walked into the stadium until the time they left to go home. For more than six decades, the Marching Band has taken great pleasure in entertaining fans with their pre-game and halftime shows. Over the years, the Band has marched between train stations and stadiums before notable games, down Broadway before a New York Giants game in the early 1960s, and around the concourse of Tampa Stadium during Super Bowl XVIII.



### HAIL TO THE REDSKINS

#### THE REDSKINS FIGHT SONG

*"Hail to the Redskins!*

*Hail Victory!*

*Braves on the warpath,*

*Fight for old D.C.!*

*Run or pass and score*

*we want a lot more!*

*Beat 'em Swamp 'em Touchdown*

*let the points soar!*

*Fight on, Fight on,*

*Til you have won,*

*Sons of Wash-ing-ton!"*

On August 17, 1938, "Hail to the Redskins" made its debut as the official fight song of the Washington Redskins. The song was written by renowned band leader Barney Breeskin and the lyrics were penned by Hollywood movie star Corinne Griffith, the wife of team founder and owner, George Preston Marshall.



**ATHLETES • PARENTS • PLAYERS • COACHES**

**MODELL'S**  
SPORTING GOODS®  
**Gotta Go To Mo's**

# TEAM WEEK

**RECEIVE  
INCREDIBLE DISCOUNTS,  
EARN MONEY FOR YOUR TEAM  
& SUIT UP FOR THE SEASON!**

**SIGN UP YOUR ORGANIZATION NOW!**  
For the store near you, call 1-800-Ask-Modells

**MODELL'S**  
SPORTING GOODS®  
**Gotta Go To Mo's**

Gotta Shop Online @ [MODELLS.com](http://MODELLS.com)

***"We're On Your Team!"***

## Gettin' Down with the Funky Four

The Funky Four are members of the Washington Redskins Marching Band percussion section who have become a fixture of the FedExField game day experience. Members Harry Jackson, Kenny Scott, Thomas Clarke, and Michael Dorsey entertain the FedExField crowd with uniquely choreographed dance routines, performing to "Play that Funky Music" by Wild Cherry during the third quarter of every home game. In addition to their performances at Redskins games, the Funky Four are in demand around town, appearing at charity and community events throughout the metro area including the Steve Spurrier Redskins Golf Classic at Lansdowne Country Club, benefiting the Washington Redskins Leadership Council.



## Meet the Hogettes

Another trademark of FedExField game day is a sighting of "The Hogettes," a highly spirited group of Redskins fans that dress in polka dot skirts, brightly colored wigs, plastic hog snouts, and enjoy extra-large cigars. "The

Hogettes" started appearing at Redskins games in 1983, named after Washington's popular offensive line from the 80's, "The Hogs". The group can be found at FedExField for every home Redskins games, and sometimes in the stands on road trips. The members are extremely active in the community as well, making appearances at golf tournaments, telethons, and parades to support children's charities. "The Hogettes" received the ultimate die-hard fan honor in 1999, with an induction into the Pro Football Hall of Fame, in the Hall of Fans exhibit in Canton, Ohio.



## FedExField Attendance Records

In 2001, the Washington Redskins established a new NFL record for the second season in a row by playing in front of 1,137,730 fans in their 16 games. Washington's total home attendance for the season came to 624,374. The NFL's top single season mark in front of a home crowd is 647,424 - set by the Redskins in 2000 season.

Washington fans set their own team record on December 2, 2001 at the game between the Redskins and the Dallas Cowboys. 85,112 fans attended the contest - the most ever at a Redskins game. The eight-game attendance average at FedEx Field was 78,047 for the 2001 season. The NFL average was 65,781.



# WASHINGTON REDSKINS

## Leadership Council

### MISSION STATEMENT

To be the voice that raises awareness of issues influencing youth in the region. Utilize the unique assets of the Washington Redskins organization and its corporate and community partners to achieve measurable results that improve communities.

### SIGNATURE COMMUNITY PROGRAMS



Designed to encourage and promote community service and volunteerism among youth. Over 40,000 area youth have participated in the program. For 2002, the Council has teamed up with Bank of America to double participation in the All Star program and to reinvest funds into youth organizations.



Football field renovation program that supports and promotes high school and youth football. By fall 2002, the Council will have renovated ten inner-city high school and community fields throughout the region. In addition to the field renovations future

plans include placing an academic coach in inner city high schools. Our goal is to develop high school athletes both on and off the field. The Council also plans to work with the NFL on a national roll out for the Fields for Tomorrow program in all 32 NFL cities.



Encouraging and promoting literacy among youth is the mission of the Redskins Read summer reading program. For 2002, the Leadership Council has teamed up with Intelsat to produce and distribute 50,000 Redskins Read Activity books to 150 local branch libraries. Local libraries will receive grants to enhance their summer reading programs. Redskin players will continue to read to children at area locations throughout the year.



A curriculum based program for high school athletes that focuses on what it takes to be successful on the field, in the classroom and in the workplace. The curriculum illustrates important life lessons by using examples from Redskins players, coaches and alumni. Over 5,000 high school athletes from 40 area high schools have participated in the program culminating with a player-led interactive forum at FedExField in the fall.

### NFL Youth Football



The Redskins actively support and participate in NFL league-wide programs designed to promote the game of football. 2002 programs include Community Quarterback award, High School Coach of the Week, the NFL Coaching Academy and the United Way Hometown Huddle.



### Redskins Player/Alumni Fund

New for 2002, this program will support and encourage player and alumni community service and development. Current and former players will serve as role models and community advocates to lend their voice to help lead the region. As part of this program, the Council will establish an off-season job program for Redskin players and alumni at participating Leadership

Council member organizations.



**Daniel M. Snyder**  
Owner, Washington Redskins

**Sharon Thomas**  
Executive Director

**Alexander Hahn**  
Director

**Honorary Committee**

**Steve Spurrier**  
Honorary Chairman

**Ken Harvey**  
**Marvin Lewis**  
**Bobby Mitchell**

**Title Sponsor**



**Leadership Council Members\***

**Jack Abramoff**  
Greenberg Traurig, LLP

**Maxine Baker**  
Freddie Mac Foundation

**Adam Bernstein**  
Bernstein Companies

**Michael Caggiano**  
True Careers, a Division of Sallie Mae

**Thomas Capps**  
Dominion Resources, Inc.

**Al Edmonds**  
EDS

**Melvyn Estrin**  
Estrin International

**Raul Fernandez**  
Dimension Data

**Donald Graham**  
The Washington Post

**Robert L. Johnson**  
Nextel

**Richard Kay**  
Legato Systems, Inc.

**James Kimsey**  
Founder, AOL

**Conny Kullman**  
Intelsat

**John Lee**  
Lee Technologies Group

**Albert Lord**  
Sallie Mae

**J.W. Marriott, Jr.**  
Marriott International, Inc.

**John McDonnell**  
Transaction Network Services, Inc.

**Mario Morino**  
Morino Group

**John Morton**  
Bank of America

**Gary Murray Sr.**  
Human Vision LLC

**Greg Owens**  
Manugistics

**Joseph Robert Jr.**  
Fight For Children


**Kenneth Samet**  
Washington Hospital Center

**Dwight Schar**  
NVR, Inc.

**Sam Schreiber**  
First Union/Wachovia

**Frederick Smith**  
FedEx Corporation

\*In formation



The official station for the Redskins  
"En Español"



*El Poder Latino*

**FEEL THE LATINO POWER**

8121 Georgia Avenue, 10th Floor, Silver Spring, MD 20910

**(301) 588-6200**



# WASHINGTON REDSKINS

OFFICIAL STORE

# NEW SEASON. NEW LOOK... NEW LOCATIONS



**Washington Redskins Official Stores** have expanded to better serve you.

Redskins Official Stores offer the best selection of official gear, gifts and exclusive merchandise.

Can't get to a store location? Shop online at **www.redskins.com**. Click on "Redskins Store." Or call **1-888-568-2814**.

EXCLUSIVE RETRO UNIFORMS NOW IN STOCK!



*Hurry! Get Your 70th Anniversary Items While Supplies Last!*

Redskins Hall of Fame Store at FedExField

### OFFICIAL REDSKINS STORE LOCATIONS:

- |   |  |                                       |
|---|--|---------------------------------------|
| Fair Oaks Mall<br>Fairfax, VA             | Springfield Mall<br>Springfield, VA    | Union Station<br>Washington, DC       |
| Montgomery Mall<br>Bethesda, MD           | Potomac Mills<br>Prince William, VA    | Ballston Common Mall<br>Arlington, VA |
| Dulles Town Center<br>Dulles, VA          | Lakeforest Mall<br>Gaithersburg, MD    | Wheaton Plaza Mall<br>Wheaton, MD     |
| Chesterfield Towne Center<br>Richmond, VA | Tysons (I) Corner Center<br>McLean, VA |                                       |

# DIAGEO

A whole new season of good times.



Enjoy every minute.

Diageo is proud to sponsor the new and exciting **Washington Redskins**. When you celebrate the new season – stick to the game plan and **designate a driver**.

**Diageo. Celebrating life, every day, everywhere.**

**Responsibly.**

For more information regarding Diageo, its brands and social responsibility programs, call (203) 359-7100.

